


CUMULATIVE RECORD OF  
**162-27**  
(.857) WINNING PERCENTAGE

**THREE**  
BIG 12 TITLES


*A Class*  
OF THEIR  
**OWN**

**THREE**  
TRIPS TO THE WCWS

**ONE**  
NATIONAL CHAMPIONSHIP




2012 BIG 12 CHAMPIONS



2013 BIG 12 CHAMPIONS



2013 NATIONAL CHAMPIONS



2014 BIG 12 CHAMPIONS

**2015 SOFTBALL MEDIA GUIDE**



# **LAUREN CHAMBERLAIN**

**MEMBER OF 2013 US WOMEN'S NATIONAL TEAM**  
**2013 USA SOFTBALL PLAYER OF THE YEAR FINALIST**  
**TWO-TIME WCWS ALL-TOURNAMENT TEAM**  
**THREE-TIME NFCA ALL-AMERICAN**  
**THREE-TIME FIRST-TEAM ALL-REGION**  
**TWO-TIME FIRST-TEAM ALL-BIG 12**  
**FIVE-TIME BIG 12 PLAYER OF THE WEEK**





A photograph of a baseball field. In the foreground, a player's white shoe is visible on the reddish-brown dirt. The middle ground shows a dark blue fence. In the background, spectators are seated in bleachers. One person is wearing a white long-sleeved shirt, and another is wearing a grey t-shirt with red lettering. A red chair with a gold logo is also visible.

# **SHELBY PENDLEY**

**TWO-TIME NFCA ALL-AMERICAN**

**TWO-TIME FIRST-TEAM ALL-REGION**

**TWO-TIME FIRST-TEAM ALL-BIG 12**

**2013 BIG 12 PLAYER OF THE YEAR**

**FOUR-TIME BIG 12 PLAYER OF THE WEEK**



8

**LEGACY OF CHAMPIONS**

An overview of the Oklahoma softball tradition including the 2000 and 2013 national championships, nine WCWS appearances, 11 Big 12 titles, 21 NCAA appearances, 47 All-Americans, player honors, Sooners in the pros, facilities, Sooner power, coaching staff, the university and academics.

24

**NATIONAL EXPOSURE**

With over 30 games broadcast on TV last season and over 66,000 followers combined between Twitter, Facebook and Instagram, the Sooners enjoy just about as much national exposure as any team in the country.

41

**THE SCHEDULE**

Fresh off the program's second national championship, Oklahoma faces 11 teams that reached the postseason in 2013, including four teams that joined OU in the Women's College World Series.

44

**ROSTERS**

The 19-player roster consists of 13 valuable returners and six promising newcomers, including five freshmen and a transfer. The Sooners welcome back two All-Americans in Lauren Chamberlain and Shelby Pendley.

46

**PLAYER BIOS**

Among the players returning are those who have launched an assault on the Oklahoma record books, or those who have already placed their name atop the prestigious list of records.



**BOOMER SOONER**

A Legacy of Champions ..... 8  
 Sooner Pride ..... 10  
 Women's College World Series ..... 11  
 2000 National Champions ..... 12  
 2013 National Champions ..... 14  
 Big 12 Success ..... 16  
 National Award Winners ..... 18  
 International Softball ..... 20  
 Gasso's Legacy ..... 22  
 Sooners in the Pros ..... 23  
 National Exposure ..... 24  
 OU Softball Complex ..... 26  
 Strength and Conditioning ..... 28  
 Training Room ..... 29  
 The University of Oklahoma ..... 30  
 Academic Success ..... 34  
 Boomer Sooner ..... 48  
 Norman & Oklahoma City ..... 36  
 Opponents Directory ..... 38  
 2014 Schedule ..... 41

**2015 SEASON**

Rosters ..... 44  
 Georgia Casey ..... 46  
 Lauren Chamberlain ..... 48  
 Callie Parsons ..... 52  
 Shelby Pendley ..... 54  
 Jessica Vest ..... 58  
 Whitney Ellis ..... 60  
 Taylor Hodges ..... 62  
 Erin Miller ..... 64  
 Leslie Miller ..... 66  
 Tori Nirschl ..... 68  
 Kady Self ..... 70  
 Kelsey Stevens ..... 72  
 Paris Townsend ..... 74  
 Macey Hatfield ..... 76  
 Kelsey Arnold ..... 78  
 Destinie Lookout ..... 80  
 Paige Parker ..... 82  
 Nicole Pendley ..... 84  
 Lea Wodach ..... 86

**COACHING STAFF**

Head Coach Patty Gasso ..... 90  
 Associate Head Coach Melyssa Lombardi ..... 94  
 Assistant Coach Tripp MacKay ..... 95  
 Support Staff ..... 96  
 President David L. Boren ..... 98  
 Director of Athletics Joe Castiglione ..... 99

**2014 SEASON REVIEW**

2014 Results ..... 102  
 2014 Overall/Conference Statistics ..... 103  
 2014 Game-by-Game Statistics ..... 104  
 2014 Game Highs/Awards and Honors ..... 106  
 2014 Big 12 Conference Recap ..... 107

**HISTORY**

Program Timeline ..... 110  
 Milestone Games ..... 112  
 Extra-Inning Games ..... 114  
 Letterwinners ..... 116  
 All-Americans ..... 118  
 All-Region ..... 120  
 Individual Honors ..... 124  
 Poll History ..... 128  
 Against Ranked Opponents ..... 129  
 Team Records ..... 132  
 Career Records ..... 133  
 Single Season Records ..... 138  
 No Hitters/Perfect Games ..... 143  
 OU Softball Complex Records ..... 144  
 Big 12 Championship Records ..... 146  
 NCAA Regional Records ..... 148  
 NCAA Super Regional Records ..... 150  
 WCWS Records ..... 152  
 NCAA Tournament Records ..... 154  
 Against Conferences ..... 156  
 Series Breakdowns ..... 158  
 Coaching History ..... 173  
 Year-by-Year Results ..... 174  
 Diamond Club/Softball Camps ..... 190



**90**

**COACHING STAFF**

Identifying and recruiting talent, coaching talent to play at its peak and preparing players for life after college, nobody does it better than head coach Patty Gasso and the Oklahoma coaching staff.

**102**

**SEASON REVIEW**

The 2014 season saw Oklahoma win an unprecedented third straight Big 12 title, the program's 11th title overall, and reach the Women's College World Series for the ninth time in its history and fourth season in a row.

**110**

**SOONER TRADITION**

History is one tough customer at Oklahoma. The tradition, so rich and so long-standing, is as daunting as it is impressive. To be among the best at Oklahoma is to be among the best in college softball. Review complete statistics, award winners, player honors, letterwinners, postseason tradition and records.

**128**

**POLL HISTORY**

Oklahoma is the only program to be ranked every week of the National Fastpitch Coaches Association (NFCA) poll. The Sooners entered the rankings at No. 18 in the first poll on January 24, 1995. They have not dropped out since -- 290 straight polls. Oklahoma formally recognizes the NFCA poll as its poll of choice.

**174**

**SEASON BY SEASON**

The 2015 season will mark the 41st season of intercollegiate softball at OU. In the previous 40 years, Oklahoma has compiled a program record of 1,538-745-2 (.674) while establishing a Big 12 Conference record of 259-81 (.762).

# A Legacy of Champions

Tradition has been defined as a long-established or inherited way of thinking or acting. At the OU Softball Complex in Norman, Okla., that long-established or inherited way of thinking or acting usually involves winning championships. Under head coach Patty Gasso, the Oklahoma Softball program won its first NCAA Championship in 2000 to establish the then up-and-coming program, while the 2013 NCAA National Championship solidified the Sooners as one of the elite programs in the country.

Since then, Gasso and the Sooners have yet to slow down. Nine Women's College World Series appearances, including trips in each of the last four seasons, 11 Big 12 Championships, 21 straight NCAA tournament appearances, 47 All-Americans, the only school to be in every NFCA Top 25 poll....289 weeks in all.

It's safe to say that a legacy of champions has been established in Norman and that it doesn't appear to be diminishing anytime soon.

9

WCWS  
Appearances

11

Big 12  
Titles

21

NCAA  
Appearances

47

NCAA  
All-Americans

289

Weeks  
Ranked







THIS IS OKLAHOMA SOFTBALL

# Patty Gasso

- ▶ 2012 NFCA Hall of Famer
- ▶ Eight-time Big 12 Coach of the Year
- ▶ NFCA 1000 Win Club Member
- ▶ Two National Championships
- ▶ Nine WCWS Appearances
- ▶ 47 All-Americans
- ▶ 102 All-Region Honors



SOONER  
pride

.674

All-Time Winning Percentage

13

NCAA Regional Titles

259

Big 12 Wins

239

All-Time Letterwinners

362

Wins at the OU Softball Complex

1,538

Program Wins



1999 Big 12 Regular Season Champions

# the winning

The numbers tell the story of the Oklahoma softball program's dramatic rise into elite company. No other team east of Pac-12 country had ever been to five consecutive WCWS until the Sooners did it from 2000-04. OU qualified for the national championship tournament by winning five straight NCAA Regional Championships. During that run to five consecutive WCWS, no team has been more efficient in its efforts. **Patty Gasso's** troops have gone 15-1 in regionals over the last five seasons. Since Gasso stepped onto campus in 1995, the Sooners have won four Big 12 postseason championships, 12 NCAA Regional Championships and qualified for nine WCWS. That is a run that is unparalleled by any program east of Arizona and one that can only be matched by a few out west.



2001 Big 12 Postseason Champions



**OU KNOCKS OFF UCLA TO WIN NATIONAL TITLE**

The Sooners swept through their home regional as they defeated Harvard, Cal State-Northridge and beat Oregon State twice to make their first ever appearance in the World Series. The Sooner magic continued in Oklahoma City as Oklahoma opened the series with a 2-1 win over California and knocked off Southern Mississippi and perennial powerhouse Arizona to advance to the title game against UCLA. Using a 3-1 win over the Bruins, OU claimed its first national title in program history.

**OKLAHOMA MAKES IT TWO STRAIGHT**

A year after winning the national title and becoming only the second non-west coast team to win a softball national championship, the Sooners were back in the title hunt again. Once again, OU swept through its home regional after beating Lehigh, North Carolina and No. 12 Washington (twice) to advance to its second straight WCWS. The Sooners carried the nation's longest winning streak into the World Series, but went 1-2 and were eliminated by LSU in a heartbreaking 2-1 game.



**SOONERS KNOCK OFF TOP-SEEDED TEXAS**

The Sooners faced a tough task as they hosted the top-seeded Texas Longhorns in the Norman Regional. Oklahoma opened the regional with victories over Utah and Texas A&M before facing Texas and Olympic pitcher Cat Osterman. The Sooners avenged a loss to the Longhorns in the Big 12 Tournament as they scored four runs and advanced to the regional finals with a 4-1 win. Texas A&M knocked off Texas again and OU topped the Aggies 4-1 in the final to advance to its third straight WCWS.

**OU TAKES REGIONAL, MAKES FOUR STRAIGHT**

Different from their first three WCWS appearances, the Sooners had to do it on the road as they were sent to Gainesville, Fla., for the NCAA Regional. It didn't phase the Sooners as OU swept through the regional with the closest margin of victory being four runs. Oklahoma knocked off Bethune Cookman, South Florida, Texas-Arlington and Oregon State on its way to its fourth consecutive Women's College World Series appearance.



**SOONERS ADVANCE TO ANOTHER WCWS**

OU faced another daunting task when it learned of its NCAA Regional schedule as it was headed to No. 1 Arizona as the No. 2 seed in the toughest regional in the tournament. Oklahoma faced the No. 1 Wildcats in the winner's bracket and upset Arizona, 3-2. The top-ranked Wildcats were knocked out by Louisiana-Lafayette in the loser's bracket final. The Cajuns, who had to beat the Sooners twice, topped OU in the first game but Oklahoma responded with a 15-0 run rule to advance to its fifth WCWS.

**OKLAHOMA RETURNS TO SIXTH WCWS**

Oklahoma. Arizona. The only two teams to be ranked in the NFCA poll every week of its existence squared off in Tucson for the chance to advance to the Women's College World Series. OU dominated the Wildcats in the opening game, winning 6-0 behind a 3-for-4 performance from Brianna Turang and a solo home run from Keilani Ricketts. The Sooners led 5-0 through six on Saturday and held on to win 5-2 and advance to the program's first WCWS since 2004.



**SOONERS REACH CHAMPIONSHIP FINALS**

The Sooners rolled through the NCAA Regional, winning all three games by a combined score of 32-4. In the Super Regional, Oklahoma dominated in a two-game sweep of Arizona, 6-0 and 7-1. Three straight wins over USF, Cal and Arizona State put Oklahoma in the Championship Finals of the WCWS. The Sooners captured game one over Alabama with a 4-1 victory, but the Crimson Tide fought back to take game two, 8-6. Down to a decisive game three, Oklahoma came up just short in its quest for a national title.

**OU CAPTURES SECOND NATIONAL TITLE**

Oklahoma completed a perfect 10-0 postseason, outscoring teams 91-16, en route to the program's second national title. After cruising through the Regionals and Super Regionals, Keilani Ricketts opened the WCWS with the 17 no-hitter in event history. OU then dispatched Big 12-rival Texas before beating Washington to reach the championship series. After recording an epic, 5-3 12-inning comeback win over Tennessee in Game 1, the Sooners shutout the Lady Volunteers, 4-0, in game two to win the title.



**OU ADVANCES TO FOURTH STRAIGHT WCWS**

The No. 7 national seed, Oklahoma went undefeated through the Regionals before facing Tennessee in a rematch of the 2013 national title series. It took three games but OU defeated the Lady Vols to reach its fourth straight WCWS. After an opening-round loss to Alabama, the Sooners stayed alive by topping Louisiana-Lafayette before suffering a season-ending loss to Oregon.



# NATIONAL championship

# 5/29

Date of Game

# 1

Most Outstanding Player

# 3

Runs Scored in Title Game

# 4

Total Wins for OU in '00 WCWS

# 66

Wins by the Sooners in '00

# 8,049

Attendance





Lisa Carey

## national champions

The University of Oklahoma earned its first-ever softball national championship by defeating UCLA, 3-1, in front 8,049 at Don E. Porter Hall of Fame Stadium in Oklahoma City on May 29, 2000. The title was the first by a women's athletic program at Oklahoma. The Sooners finished the season with the best record in the country at 66-8. Oklahoma, the third seed in the WCWS, got on the scoreboard in the third inning with a two-run home run from All-American first baseman **Lisa Carey** (left). Freshman shortstop **Kelli Braitsch** then nailed an RBI single to left field later in the inning to give OU the 3-0 lead. **Jennifer Stewart** earned the World Series Most Outstanding Player award, earning victories in all four of OU's WCWS wins. Carey and Braitsch joined Stewart on the all-tournament team. OU became just the second non-west coast team to win a softball national championship.



# NATIONAL championship

# 6/4

Date of Game

# 1

Most Outstanding Player

# 4

Runs Scored in Title Game

# 5

Total Wins for OU in '13 WCWS

# 57

Wins by the Sooners in '13

# 8,527

Attendance





2013 NATIONAL CHAMPIONS



Keilani Ricketts,  
2013 WCWS Most Outstanding Player



## national champions

The University of Oklahoma earned its second softball national championship by sweeping Tennessee in two games of the WCWS Championship Series. Game One saw the first 10 innings pass without a run being scored before the Lady Volunteers hit a three-run home run in the top of the 11th. However, the Sooners rallied for three runs with two outs in the bottom of the frame to extend the contest. In the bottom of the 12th, Lauren Chamberlain hit a two-run home run to cap the wild comeback. In game two, Michelle Gascoigne hurled a three-hit shutout, while the tournament's Most Outstanding Player, Keilani Ricketts (left), drove in all four runs, including a three-run home run in the third-inning. Couple with its national title in 2000, Oklahoma became just the fifth program to have multiple national championships. OU finished 57-4 (.934) on the year to post the fifth-best winning percentage in NCAA history. In addition to Ricketts and Chamberlain, the Sooners placed Georgia Casey, Callie Parsons, Jessica Shults and Brianna Turang on the WCWS All-Tournament Team, which matched the 1987 UCLA squad for the most team members.



TWO NATIONAL CHAMPIONSHIPS  NINE WCWS APPEARANCES  ELEVEN BIG 12 CHAMPIONSHIPS

# BIG 12 supremacy

# 7

Big 12 Regular Season Titles

# 4

Big 12 Postseason Titles

# 9

Big 12 Players of the Year

# 78

All-Big 12 First Team Honors

# 100

Academic All-Big 12 Honors

# 110

Weekly Award Winners




## big 12 year-by-year

OU head coach **Patty Gasso** came on board in 1995 and one year later the Big 12 was born. Since season one, the Sooners have proved to be the class of the conference. They won the first regular season title, they were the first to 50 wins and the first to 100 wins. It's no wonder they lead the conference in all-time winning percentage. Below is a look at OU's year-by-year record in Big 12 play.

YEAR	RECORD	FINISH	BIG 12 CHAMPIONSHIP
1996	17-5	First	Champions
1997	14-4	Second	Semifinals
1998	12-5	Second	Runner-Up
1999	11-3	First	Quarterfinals
2000	17-1	First	Semifinals
2001	14-2	Second	Champions
2002	14-2	Second	Semifinals
2003	12-6	Fourth	Runner-Up
2004	11-7	Fifth	Semifinals
2005	12-6	Second	Semifinals
2006	8-10	Fifth	Runner-Up
2007	14-4	Second	Champions
2008	16-2	Second	Quarterfinals
2009	14-4	First	Runner-Up
2010	13-3	Second	Champions
2011	10-8	Fifth	No Tournament
2012	19-5	First	No Tournament
2013	15-2	First	No Tournament
2014	16-2	First	No Tournament








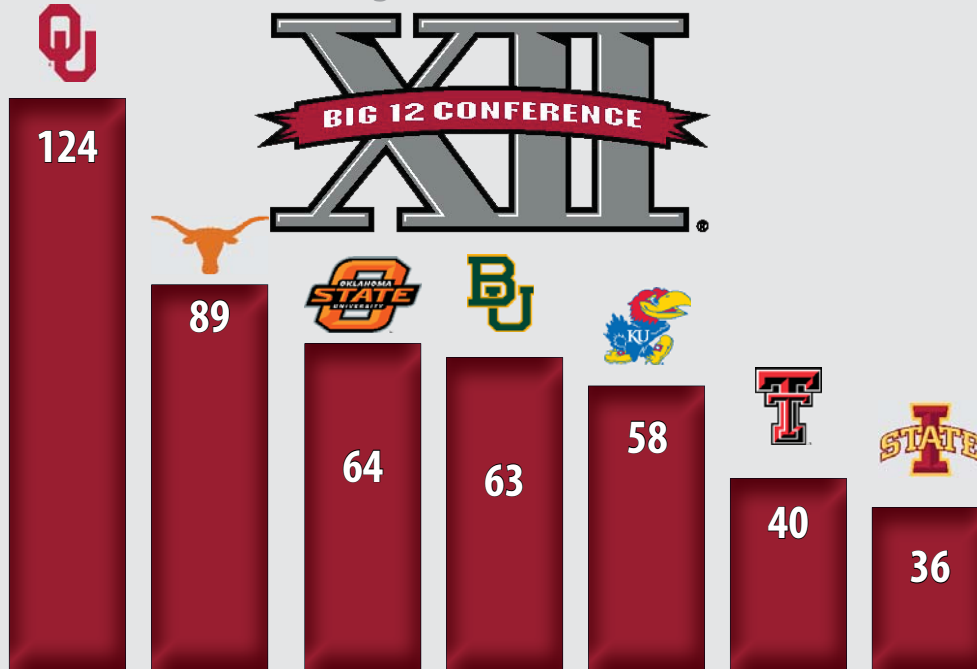
No Big 12 softball program has seen that spotlight shine more brightly in its direction than Oklahoma. No Big 12 team has made more appearances at the WCWS since the inception of the conference in 1996. In fact, Texas and Baylor are the only other teams to make more than one trip to the WCWS during that time frame. OU has more NFCA All-Americans than the rest of the conference. The nation's coaches have voted 47 Sooners onto the NFCA's All-America teams since the inception of the Big 12. Only two other teams - Texas and Baylor - can claim to have double-digit All-Americans during the era. The Sooners lead the pack in All-Big 12 first team selections (78) and all-time winning percentage (.762).



The Sooners' work in the Bedlam series is even more impressive. Since the official start of The Bedlam Series (2001), the trophy hasn't left Norman. OU has won it outright 12 of the 14 years and retained it after splits in 2003 and 2010. Since the start of Big 12 play, OU has done no worse than a split with Oklahoma State in the regular season series, while claiming the series in 16 of 19 years.



### All-Big 12 honors



TWO NATIONAL CHAMPIONSHIPS 🏆 NINE WCWS APPEARANCES 🏆 ELEVEN BIG 12 CHAMPIONSHIPS 🏆

# AWARDS and honors

1

Academic All-American of the Year

8

Academic All-America Honors

9

Regional Coaching Staff Honors

47

All-American Honors

78

All-Big 12 First Team Honors

102

All-Region Honors



Keilani Ricketts capped her remarkable career at the University of Oklahoma by being named the winner of the 2013 Honda Cup, given to the nation's top female collegiate athlete by the Collegiate Women's Sports Awards. Ricketts became the first student-athlete in Oklahoma history to win the Honda Cup and just the third softball player to take home the honor, joining UCLA's Natasha Watley (2003) and Lisa Fernandez (1993).

## the student-athlete

Oklahoma pitcher Lana Moran took the term student-athlete to new heights with her 2000 Academic All-American of the Year recognition. The lone senior on the 2000 National Championship team, Moran captained the squad as she tallied a 26-2 mark with five shutouts in the circle. Moran's biggest achievement came in the classroom where the San Bernardino, Calif., native compiled a 3.88 GPA in sociology. Moran was a two-time GTE first team Academic All-American, a four-time Academic All-Big 12 selection and the first Sooner in any sport to be named the Academic All-American of the Year.



Lana Moran



## Player of the Year Winner

**Keilani Ricketts** made history in 2012 as the first player in Oklahoma history to be named the USA Softball Player of the Year, which is considered the most prestigious honor in Division I women's collegiate softball and is designed to recognize outstanding athletic achievement by female collegiate softball players across the country. She then followed it up in 2013 by becoming just the third player in history to win the award more than once.

## getting recognition

With team accomplishments comes individual recognition. That adage has held true with the OU softball program, which has raked in just about every honor out there.

OU head coach Patty Gasso has been named the Big 12 Coach of the Year seven times - 1996, 1999, 2000, 2009, 2012, 2013 and 2014. Gasso and her staff were named the NFCA Division I National Coaching Staff of the Year in 2000 and 2013 after claiming national championships. The OU staff has also won the NFCA Midwest Region Coaching Staff of the Year award eight times - 1996, 1999, 2000, 2001, 2004, 2012, 2013 and 2014.

OU players have accumulated more honors than any other conference member. The list starts with All-Americans, of which OU has 27 players earning 47 honors. At the regional level, 54 players have received 102 accolades. Among the Big 12 ranks, Sooners have notched first team conference awards 78 times. Add in the 2012 and 2013 USA Softball Player of the Year, two other National Player of the Year finalists, nine Big 12 Players of the Year, three Freshman of the Year honorees, three Defensive Players of the Year, one Newcomer of the Year, two Pitchers of the Year, 65 Player of the Week honors and 45 Pitcher of the Week recognitions and the list becomes overwhelming.

The softball program has always produced well-rounded athletes and the academic honors don't take a back seat. In 2000, Lana Moran became the first Sooner in any sport to garner the Academic All-American of the Year. Eight student-athletes have been named Academic All-Americans. Fifteen have earned Academic All-District recognition. A total of 36 were named Academic All-Big Eight and 100 Academic All-Big 12 honors have already been claimed.

PROGRAM TIMELINE

## Big 12 All-Americans



TWO NATIONAL CHAMPIONSHIPS NINE WCWS APPEARANCES ELEVEN BIG 12 CHAMPIONSHIPS



**PROGRAM TIMELINE**

**NATIONAL  
influence**



**2**

**Countries Represented by OU**

**4**

**All-Time National Team Members**

**8**

**Gold Medal Winners**

**national team**

The phone in Oklahoma head coach Patty Gasso's office rang three different times. Each time the USA Elite Team selection committee was on the other end. Each time they wanted Gasso to gauge the interest one of her players would have in playing for the 2004 Elite Team.

After the third call, Gasso sat in her office and pondered what had happened over the last month. During that span, three Sooners had been invited to play in the First World University Softball Championships as members of the USA Elite Team, which only ranks behind the Olympic Team. Three Sooners were on the 16 player team, which was a first for any team at OU and only the fourth time any softball program had placed that many players on the squad at the same time.

USA Softball's interest in the Oklahoma program continued during the summer of 2006 as alum Norelle Dickson was one of 16 collegiate players to play on the USA World Team in Taiwan. Sooner players have been called on before. Former Sooners Kami Keiter and Heather Scaglione were rookies the 2004 squad. Dickson, on the other hand, played in five tournaments with the Elite squad. Former Sooner Kristin Vesely played for the USA Junior National Team before her freshman year and alum Leah Gulla (2000-03) was part of the most recent Olympic Trials. Additionally, Samantha Ricketts, Christina Enea, Kelli Braitsch and Lisa Carey have received a number of tryouts.

**13**

**Invited to Team USA Tryouts**

Lauren Chamberlain and Destinee Martinez won gold with Team USA at the III Pan American Championship in August 2010. Team USA defeated Canada, 3-1, to win the event and qualify for the International Softball Federation Junior Women's World Championship where they captured yet another gold, defeating OU teammate and Australian National Team member Georgia Casey

In June 2011, Keilani Ricketts became the first Sooner to be named to the senior women's national team. Jessica Shults was named an alternate for the squad. The two claimed gold with the U.S. in the World Cup of Softball before Ricketts added a second gold medal as the winning pitcher for the U.S. in the Pan American Games.

**2008**

**Year OU Played Team USA in OKC**

In the summer of 2012, Shults joined Ricketts on the national squad. Together, the pair helped Team USA win gold at the World Cup of Softball, silver at the ISF Championships and reach the finals of the Canadian Open Fastpitch International Championship.

The 2013 USA Softball Women's National Team featured newcomers Lauren Chamberlain and Destinee Martinez, while Ricketts was initially selected but she did not play for the squad. The duo helped Team USA to gold at the Pan-Ams qualifier and Mayors Cup, silver at the World Cup and bronze at the Canadian Open.

**3,591**

**Attendance at 2008 Game**

Sooner softball has carved its niche into USA Softball and Gasso should be ready for future calls.



Destinee Martinez



Destinee Martinez, Georgia Casey and Lauren Chamberlain



Lauren Chamberlain, Keilani Ricketts and Destinee Martinez



TWO NATIONAL CHAMPIONSHIPS 🏆 NINE WCWS APPEARANCES 🏆 ELEVEN BIG 12 CHAMPIONSHIPS

# GASSO'S guidance

3

Sooners Taken in First NPF Draft

7

Head Coaches in Gasso's Tree

18

NPF Draft Selections

18

Players Played in the WPF

Melyssa Lombardi

## coaching proteges

Name	at OU	Current Title	Current School
Howard Dobson	Asst. (2003-07)	Assistant Coach	LSU
Amber Flores	Player (2007-10)	Head Coach	Seminole State (OK)
J.T. Gasso	GA (2012-13)	Assistant Coach	Michigan State
Melyssa Lombardi (nee Panzer)	Player (1995-96)	Associate Head Coach	Oklahoma
Lindsey Mudgett (nee Vandever)	Player (2007-10)	Head Coach	Elk City HS (OK)
Samantha Ricketts	Player (2006-09)/GA (2010-11)	Assistant Coach	Mississippi State
Jennifer Rocha (nee Jaime)	Player (1996-98)/GA (1999)	Assistant Coach	Florida
D.J. Sanchez (nee Mathis)	Player (2006-09)	Head Coach	St. Gregory's (OK)
Courtney Scott	GA (2008-09)	Head Coach	Maryland
Jaydn Smith-Wallis (nee Smith)	Player (2005-08)	Head Coach	Science and Arts of Oklahoma
Genny Stidham	Assistant (1995)	Head Coach	Texas Woman's
Tim Walton	Assistant (1999-02)	Head Coach	Florida

D.J. Mathis



## sooners in the pros


As the sport of softball has risen in popularity over the last decade, the number of opportunities for collegiate athletes to play following their career has sky-rocketed.

The Sooners have watched numerous alums graduate to the professional ranks. As far back as Jill Most, Jennifer Jaime and Lynnette Velasquez, OU has made an impact on the highest stage of softball.

The selections of Keilani Ricketts, Jessica Shults, Michelle Gascoigne and Brianna Turang in 2013 were a school record, topping the three Sooners that were chosen in 2008. All four players were chosen within the first nine selections, highlighted by pitcher Ricketts, who was drafted by the USSSA Florida Pride with the fourth overall pick. Ricketts' selection was the second highest for a Sooner, bested only by DJ Mathis being chosen second overall in 2009 by the Akron Racers.

National Pro Fastpitch is headquartered in Nashville, Tenn. The league, created to give elite female fastpitch players the opportunity to pursue a professional career in their chosen sport, has operated since 1997 under the names Women's Pro Fastpitch (WPF) and Women's Pro Softball League (WPSL).

Name	Team-League
Becky Burroughs	WPF Storm
Norelle Dickson	Akron Racers
Lauren Eckermann	Rockford Thunder
Christina Enea	Chicago Bandits
Erin Evans	Texas/Rockford Thunder
Amber Flores	USSSA Pride
Michelle Gascoigne	Chicago Bandits
Leah Gulla	Colorado
Jennifer Jaime	Virginia Roadsters
Rachel Johnson	Tampa Bay Firestix
Kami Keiter	Akron Racers
Savannah Long	Philadelphia Force
D.J. Mathis	Akron Racers
Lana Moran	Carolina Diamonds
Jill Most	Carolina Diamonds
Susan Ogden	Akron Racers
Laura Purser	Durham Dragons, Tampa Bay FireStix
Keilani Ricketts	USSSA Pride
Samantha Ricketts	Akron Racers
Christy Ring	Colorado (NPF)
Heather Scaglione	NY/NJ Juggernaut, Arizona Heat
Jessica Shults	USSSA Pride
Jennifer Stewart	Philadelphia Force
Brianna Turang	Akron Racers
April Valdez	Arizona Heat, Akron Racers
Lynette Velasquez	Georgia Pride, Florida Wahoos
Kristin Vesely	New England Riptide



Michelle Gascoigne



Samantha Ricketts and Amber Flores



Keilani Ricketts

# NATIONAL exposure

8

Games Televised on ESPN/2 in 2014

32

Total Games Televised in 2014

15.8K

Instagram Followers (as of 1/29/15)

14,550

Facebook Fans (as of 1/29/15)

36,201

Twitter Followers (as of 1/29/15)

66,551

Social Media Reach (as of 1/29/15)



## media attention

The Women's College World Series is one of the biggest events in Oklahoma every year. The OU softball team has capitalized on that exposure by winning in its first trip to the WCWS in 2000 and again in 2013.

Patty Gasso's squad enjoys more coverage than arguably any program in the country. The unique media landscape in Oklahoma has something to do with that. Twenty-one straight postseason appearances and nine Women's College World Series trips have been a bigger influence. Perhaps nothing better illustrates the softball program's rise than a June 2004, story in the largest paper in the state, *The Oklahoman*.

Columnist Jenni Carlson boldly proclaimed head coach Patty Gasso as the best coach at the university. Carlson ranked Gasso's achievements above those of football coach Bob Stoops, basketball coach Sherri Coale and gymnastics coach Mark Williams. One opinion sparked argument throughout the state. Gasso couldn't buy publicity that good. But she and her teams have certainly earned it.

The Sooners are represented on the social media front with official pages on Facebook (Oklahoma Sooners Softball), Twitter (@OU\_Softball) and Instagram (OU\_Softball). The softball program utilizes all three to provide fans with a behind-the-scenes look at the program.



Keilani Ricketts and Lauren Chamberlain at the 2013 ESPY Awards





# center stage

PROGRAM TIMELINE

Sooner softball receives a big slice of the coverage the University of Oklahoma receives. Behind football and the basketball programs, softball and baseball are next on the food chain. The media attention reached a new level in 2013 when the Sooners spent most of the season as the No. 1 team in the country, won the Women's College World Series title and were even nominated for an ESPY Award for Best Team (against the likes of the Miami Heat, Baltimore Ravens, Chicago Blackhawks, Alabama Football and the US Women's Gymnastics Team), while Keilani Ricketts was up for Best Female College Athlete.

**SB NATION**  
 R.J. Young / May 28, 2013  
**UNTOUCHABLE**  
 OKLAHOMA'S KEILANI RICKETTS EMERGES AS THE FACE OF HER SPORT

**ESPN College Sports**  
 my ESPN | NCAA | NCAAAM | NFL | MLB | MORE SPORTS | INSIDER  
 Commentary  
**OU makes strong case for best ever**  
 By Graham Hays | espn.com  
 Updated June 5, 2013, 10:00 AM ET

**The Norman Transcript**  
**RAV-OLUTION**  
 TOYOTA

**ESPN College Sports**  
 my ESPN | NCAA | NCAAAM | NFL | MLB | MORE SPORTS | INSIDER  
 Commentary  
**OU's Chamberlain elevates game**  
 By Graham Hays | espn.com  
 Updated June 4, 2013, 2:07 PM ET

**THE OKLAHOMA DAILY**  
 HOME | NEWS | SPORTS | LEA | OPINION | MULTIMEDIA | BLOGS | WEEKENDERS | SPORTS

**Ricketts named female college athlete of the year**  
 Softball

**TULSA WORLD**  
 Home | Sports | Score | Business | Communities | Blog | Opinion | Weekend Weather | Photo | Classifieds | Real Estate | Jobs | Autos | Pets | Homes | Classifieds | Contacts | 502-762-4622

**OU SPORTS**  
 with Guerin Emig and Eric Bailey

**Can Oklahoma's softball team be stopped?**  
 Posted Tuesday, May 28, 2013 12:38 AM

**NEWSOK**  
**Oklahoma softball: Sooners win national championship**  
 Keilani Ricketts drove in all four runs as OU beat Tennessee 4-0 to sweep the WCWS finals  
 by Stephanie Kuzdyas | Published June 4, 2013

**REPUTATION ARE WITHIN**  
**THE ROAD BACK**  
 TOP-RANKED SOONERS HAVE PLENTY OF MOTIVATION FOR 2013 SEASON  
 BY ROBBY ANDERSON

**SPORTS** | WATCH LIVE | ESPN | ESPN2 | ESPN3 | ESPN

**Sooners' Boomtown**  
 AP Photo/Sue Ogrocki  
 Oklahoma arrived in Oklahoma City as the overwhelming favorite. The Sooners showed why, winning the 2013 WCWS title Tuesday night with a 4-0 victory over Tennessee. Story » espnW » Photos »

**TWO NATIONAL CHAMPIONSHIPS** **NINE WCWS APPEARANCES** **ELEVEN BIG 12 CHAMPIONSHIPS**

**TOP-NOTCH facilities**

**65x65**  
Surface Area of Indoor Facility

**200**  
Feet Down the Lines

**1,000**  
Permanent Seats

**1,940**  
Largest Crowd on Record

**1998**  
Year Facility Opened

**2004**  
Year of Field Dedication

**the complex**

Marita Hynes Field at the OU Softball Complex has been one of the sparkling gems of the sport since it opened its doors in 1998. OU was one of the first schools outside of the Pac-12 to make the commitment to its softball program by building an exclusive facility for the sport. The trend caught on and Oklahoma was again leading the pack in women's athletics as new stadiums have sprung up across the national landscape. The OU Softball Complex uses a synthetic waterproof dirt on the infield and warning track, which allows Patty Gasso's team to train on the field minutes after a rain storm has moved through. A recent addition to the facility was a 6,020-square-foot indoor facility opened in January 2009. The indoor facility features a 65' x 65' infield with Hilltopper infield dirt and storage for the team and grounds crew. The infield also accommodates four hitting lanes.

The complex provides permanent chair back and bleacher seating with a capacity of 1,378; a concessions building and rest rooms; press box; VIP lounge and a ticket office. The complex is equipped with a state-of-the-art underground drainage system, sprinkler system and batting cages. A paved parking lot was in place in time for the 1999 season and OU added the Robert E. Young & Family Softball Locker Room in 2002. A full-color video scoreboard was added prior to the 2010 season. The field was named for former softball coach and senior woman administrator, Marita Hynes, in 2004. Oklahoma boasts a record of 362-55-1 (.867) all-time at the OU Softball Complex, including a 118-30 (.797) mark against Big 12 foes.



**softball pioneer**

It's a tough task to find a single individual who has had more effect on the collegiate sport of softball and its rise in popularity than Marita Hynes. The longtime former senior woman administrator for Oklahoma actually served as the program's second softball coach. When she retired from coaching to begin a career as an administrator, she remained active in the softball world. She spearheaded the fund-raising campaign to build the OU Softball Complex and oversaw its construction. During those years, she helped lure the Women's College World Series to Oklahoma City. For all her contributions to OU and beyond, the athletics department officially christened the playing surface as Marita Hynes Field on April 24, 2004.



**PROGRAM TIMELINE**



TWO NATIONAL CHAMPIONSHIPS 🏆 NINE WCWS APPEARANCES 🏆 ELEVEN BIG 12 CHAMPIONSHIPS

# STRENGTH & conditioning

# 50:20

Callie Parson's 2013 winning triathlon time

# 8

Staff Members

# 13

Lifting Stations

# 150

Power Clean Max

# 235

Squat Max

# 13,000

Square Footage of Siefried Complex




## the program

Oklahoma's weight training program is a pioneer in the development of strength and conditioning, and is a vital part of the Sooners' traditional success. OU strength and conditioning coaches utilize their expertise along with a wide array of equipment and tests to produce national championship-caliber athletes.

Evaluation, goal-oriented programs, supervision and state-of-the-art facilities help Oklahoma athletes become bigger, faster, stronger and more flexible. The Robin Siegfried & Family Strength and Conditioning Complex, located in the Barry Switzer Center, has 13,000 square feet to facilitate the intensive training of OU athletes.

The objective of the strength and conditioning program is to ensure each student-athlete in every sport is provided with a sound in-season and off-season program. This program of activity includes strength, conditioning, flexibility and nutrition. A strength and conditioning coordinator for each sport is provided to assist athletes in reaching the highest possible training levels.

Located at the south end of Oklahoma Memorial Stadium, the Barry Switzer Center houses administrative offices, the football locker room, the equipment room, the 8,000-square-foot Henry Freede Sports Medicine Facility and the 7,000-square-foot Touchdown Club Legends Lobby in addition to the Siegfried Strength and Conditioning Complex.



## the triathlon

Before the start of the fall season, the OU softball team tackles one of its toughest strength and conditioning tests of the year - the annual triathlon. The 2014 event featured a 400-yard swim, a crossfit training session and 3.2 mile run. The mental test is designed to push the student-athletes to finish and overcome challenges.

An overall winner is named, as well as second and third-place finishers. Each event also has a winner. The event is considered the first step on the ladder of the team's ultimate goal - a national championship.



# ATHLETICS training

# 2

**Trainers with the Softball Team**

# 14

**Ice Bags Handed Out Each Day**

# 15

**Heating Treatments Each Day**

# 55

**Hours Per Week with the Team**

# 200

**Rolls of Tape Used Each Year**

# 790

**Tape Wraps Each Season**

## comprehensive **rehabilitation**

Oklahoma feels a strong responsibility to help its athletes reach and maintain their optimum health and achieve conditioning goals. For this reason, OU has developed excellent training and conditioning programs to lessen the possibility of injuries. However, should injuries occur, the department is committed to a comprehensive rehabilitation program. Complete athletically-related medical services are provided to Oklahoma student-athletes by team physicians and OU's certified athletic trainers. The University of Oklahoma obtains the services of the best medical consultants available.

The base of operation for the Sooners' medical care is the state-of-the-art Henry J. Freede, M.D. Sports Medicine Center in the Barry Switzer Center. The addition to the Barry Switzer Center has allowed the university to upgrade to a new edition of rehabilitation equipment that can best benefit the student-athletes. From simple therabands to taping tables, the new facility offers everything a school can have or hope to have. The Sooner training room is equipped to perform isokinetic joint evaluation for preventive medicine and for post-injury rehabilitation. The therapy room is supplied with the latest modalities on the market.

A total team effort is the key to OU's efficiency in preventing, treating and rehabilitating injuries sustained by student-athletes. These measures keep Sooner athletes at their highest level of performance as they compete for championships.

"Sports medicine is a team effort," said OU head trainer Scott Anderson. "The stated goal of athletic training at Oklahoma is, first of all, care for the student-athletes, thereby granting our sports a competitive advantage and ultimately greater esteem for the entire program. To that end, we are blessed with a full complement of self-sacrificing medical professionals working on a regular basis with our athletic training staff."

# A FLAGSHIP OF EXCELLENCE

Created by the Oklahoma Territorial Legislature in 1890, the University of Oklahoma is a doctoral degree-granting research university serving the educational, cultural, economic and health-care needs of the state, region and nation.

The Norman campus serves as home to all of the university's academic programs except health-related fields. The OU Health Sciences Center, which is located in Oklahoma City, is one of only four comprehensive academic health centers in the nation with seven professional colleges.

Both the Norman and Health Sciences Center colleges offer programs at the Schusterman Center, the site of OU-Tulsa.

OU enrolls more than 31,000 students, has more than 2,400 full-time faculty members, and has 20 colleges offering 163 majors at the baccalaureate level, 166 majors at the master's level, 81 majors at the doctoral level, 27 majors at the doctoral professional level, and 26 graduate certificates.

The university's annual operating budget is \$1.5 billion. The University of Oklahoma is an equal opportunity institution.



OU has more than 30,000 students in enrollment and 2,000 faculty members, OU currently boasts an 18:1 student:faculty ratio.

# THE UNIVERSITY OF OKLAHOMA

74 percent of OU students received some type of financial assistance and the total amount of aid for those recipients was over \$165 million.

**OU has more than 150 majors to choose from, spanning throughout 20 colleges within the university.**

## DID YOU KNOW?

The Princeton Review ranks OU in the top 10 in the nation in terms of academic excellence and cost for students.

OU ranks number one in the nation among all public universities in the number of National Merit Scholars enrolled per capita with a record 196 National Merit Scholars in this year's freshman class

OU is a leader among all American universities in the international exchange and study abroad programs. This past year study abroad by OU students increased by 16%. OU currently offers programs in over 50 countries and 100 cities in six continents.

OU has produced 27 Rhodes Scholars ranking it highly among public institutions nationwide in the total number of Rhodes Scholars.

OU has surpassed its goal of \$150 million in scholarships and is extending the Campaign for Scholarships for five more years, increasing the goal to \$250 million. The success of the campaign has allowed OU to more than double its private scholarships in the last five years.

OU has the academically highest ranked student body at a public university in Oklahoma history.

OU President David Boren, a former U.S. senator and governor of Oklahoma, teaches an introductory course in political science each semester, and keeps in close touch with students.

OU has won awards for new initiatives to create a sense of family and community on campus. OU is one of the very few public universities to twice receive the Templeton Foundation Award as a "Character Building College" for stressing the value of community.

OU is one of a small number of Division I universities in the nation to receive the CHAMPS award for preparing student-athletes for life. The award is based on academic excellence, athletic excellence, personal development, community service and career development.

**The Academic Center houses Academic Counseling Offices, Computer Center, Learning and Skill Development Centers for reading, study skills, math, foreign languages, career, communication, learning enhancement and study areas.**

## **PRENTICE GAUTT ACADEMIC CENTER**

**A modern, state-of-the-art academic support facility that promotes excellence.**

The Prentice Gautt Academic Center provides student-athletes with a modern, state-of-the-art academic support facility that promotes excellence. The environment encourages a collaboration between staff members and student-athletes. In addition, it is highly conducive to learning in all areas of students' academic endeavors and features eight learning centers.

Located on the second and third floors in the north end of Gaylord Family - Oklahoma Memorial Stadium, the Academic Center houses Academic Counseling Offices, Computer Center, Learning and Skill Development Centers for reading, study skills, math, foreign languages, career, communication, learning enhancement and study areas.

### **ACADEMIC ADVISING**

Academic Advising Services, considered a campus-advising unit, is conveniently located within the center. The athletics department employs seven professional full-time counselors who are here to help student-athletes through the educational process.

It is important that student-athletes utilize their services. They will assist student-athletes with planning their class schedule and deciding on a degree program that will suit their needs. In addition, they can help student-athletes with career planning, setting academic goals, academic support strategies and personal counseling.

### **KERR CAREER CENTER**

Whether student-athletes are freshmen, sophomores, juniors, seniors or alumni, they will benefit from the services of the Kerr Sooner Career Center. It provides a system of services that educates and guides students through the career development process.

The Career Center is dedicated to helping student-athletes make the transition from college to career by developing an individualized career plan. Opportunities are provided for student-athletes to gain the knowledge and skills necessary for resume writing and interviewing techniques. The center is also linked to the OU Career Services on campus, which offers effective job-hunting skills, on-line resume services and training and career resources.

### **KERR FOUNDATION COMPUTER CENTER**

In the 21st century, computers have become an integral part of the learning experience. Students need access to computers and their resources almost daily. The Athletics Department provides each student with the equipment and support necessary to succeed.

The computer center has more than 200 computers, and is available exclusively to OU's student-athletes. This ensures that they will never go without computer access. Laptop computers are available for checkout when the Computer Center is closed. The laptop program is very important in helping OU's student-athletes stay on top of their schoolwork when traveling.

Group training is available for all new student-athletes during the first week of supervised study. This helps familiarize each student-athlete with the department's resources and procedures. Individual training sessions are available to each student upon request and lab technicians are always on hand to help.

The Athletic Computer Center has been a model for other universities around the country. Upgrades are scheduled annually, along with a face lift for the entire facility. A deep commitment from the Athletics Department ensures that the excellence in the Computer Center will continue for a long time.

### **MATH CENTER**

If performing math functions is a problem, the solution is the Math Center. As a supplement to class instruction, the Math Center provides all levels of math computations, concepts and problems to help student-athletes review course material and offers personal and group tutoring sessions.

### **COMMUNICATIONS CENTER**

The academic center focuses on developing communication and public speaking skills for student-athletes. This state of the art center, coordinated by a broadcast professional, offers training to enhance communication skills in order to prepare student-athletes for media interaction as well as personal and professional interactions.

Kerr Foundation Foreign Language Center  
To assist student-athletes in speaking, listening, reading and writing in other languages, the Kerr Foundation Foreign Language Center offers a multi-media environment that provides instruction in all foreign languages and in English as a second language.

On an individual basis, student-athletes have the option of working with computers, audio-visual equipment and tutors in order to enhance their language experience.

### **LEARNING ENHANCEMENT CENTER**

Freshman and transfer student-athletes are provided a Learning Specialist to help with the transition to the university setting. The program is designed to help student-athletes develop useful study techniques, improve problem solving strategies and emphasize the importance of time management.

### **READING AND STUDY SKILLS CENTER**

If student-athletes have trouble with assigned textbook readings or studying, the Reading and Study Skills Center can help. It provides student-athletes with college reading strategies and individualized instruction to help plan, implement, monitor and evaluate reading assignments. The center has received certification by the College Reading and Learning Association.

### **THOMPSON WRITING CENTER**

Because learning and writing are essential life-long skills which can always be strengthened, the Thompson Writing Center offers personalized instruction to student-athletes who seek assistance in basic writing strategies and developing proofreading skills.

The goal is to help student-athletes develop the strategies they need to be successful by encouraging the use of the center for all facets of the learning and writing processes encountered in college.



# THE PATH TO GRADUATION



## OKLAHOMA TRADITIONS

The University of Oklahoma has a long and storied history. The rich tradition has given birth to some of the most recognized pageantry in all of college athletics. Here is a look at the origin of some of the elements that create the wonderful atmosphere so unique to OU:

### SOONERS

College sports fans are hard-pressed to find a nickname that is as unique and as tied in to a state's history as a Sooner. The University of Oklahoma is the only school known as Sooners and those who claim that they are Sooners say it with pride.

The Oklahoma Territory opened with the Land Run of 1889. Settlers from across the globe, seeking free land, made their way to the prairies of the plains to stake their claim. One of the few rules to claiming a lot of land was that all participants were to start at the same time, on the boom of a cannon. All settlers who started then were labeled as "Boomers" and the ones who went early were called "Sooners."

OU athletic teams were called either Rough Riders or Boomers for 10 years before the current Sooner nickname emerged in 1908. The university actually derived its name from a pep club called "The Sooner Rooters." The success of University of Oklahoma athletics teams over the years has made the nickname synonymous with winning.

### BOOMER SOONER

One of the most recognizable college fight songs in the country, Boomer Sooner immediately evokes enthusiasm from OU fans and sends chills down the spines of those who dare to oppose them.

In 1905, Arthur M. Alden, a student in history and physiology whose father was a Norman jeweler, wrote the lyrics to the fight song, borrowing the tune from Yale University's *Boola Boola* but improvising the words. A year later, an addition was made to it from North Carolina's *I'm a Tarheel Born* and the two combined to form today's university fight song. Though the tune was first made known by Yale, the everlasting success of Sooner squads has taken the melody of Boomer Sooner to national popularity.

Boomer Sooner, Boomer Sooner  
Boomer Sooner, Boomer Sooner  
Boomer Sooner, Boomer Sooner  
Boomer Sooner, OK U!  
Oklahoma, Oklahoma  
Oklahoma, Oklahoma  
Oklahoma, Oklahoma  
Oklahoma, OK U!  
I'm a Sooner born and Sooner bred  
and when I die, I'll be Sooner dead  
Rah Oklahoma, Rah Oklahoma  
Rah Oklahoma, OK U!

### MASCOTS

The Sooner Schooner is a Conestoga, or covered wagon, reminiscent of the mode of travel used by pioneers who settled Oklahoma. The Schooner is powered by matching white ponies named Boomer and Sooner, and it ventures onto Owen Field in a triumphant victory ride after OU scores. Although the Schooner was introduced in 1964, it did not become the official mascot until 1980. The Schooner is well-recognized by college athletics fans across the country and makes regular appearances at university functions.

During OU football and baseball games from 1915-1928, Mex the Dog wore a red sweater with a letter "O" on the side. Mex died of old age on April 30, 1928, and he was so popular among students and faculty that the university closed for his funeral and procession on May 2, 1928.

In the fall of 2005, the OU Athletics Department introduced costumed mascots. The new characters will act as an extension of the Sooner Schooner and its horses to be enjoyed by fans -- especially children -- at all OU athletics contests. The costumes feature traditional collegiate gear as part of their regular uniform, but will don team uniforms for football and men's and women's basketball. They were voted "Most Collegiate" by the Universal Cheerleading Association (UCA).



## CRIMSON AND CREAM

In the fall of 1895, Miss May Overstreet, the only woman on the faculty, was asked to chair a committee to select the colors of the university. The committee decided the colors should be crimson and cream and an elaborate display of the colors was draped above a platform before the student body.

The student body approved with great enthusiasm and immediately pennants, banners, badges and decorations of every description appeared on the streets, in the windows, at chapel, in classrooms, and all public places; however, local merchants could not supply the demand.

Even though the school colors have evolved to red and white over the years, you can ask any self-respecting Sooner what the colors are and they will proudly announce "Crimson and Cream."

On gamedays, a sea of crimson rolls through OU's home venues and all Sooners are urged to wear the official colors to show the rest of the country what school spirit and Sooner Pride is all about.

## PRIDE OF OKLAHOMA

The Pride of Oklahoma Marching Band has been supporting Sooner Spirit for more than a century. Unlike many other college bands, which began as military drill units, the Pride of Oklahoma had its beginnings as a pep band.

In the early years of the 1900s, both townspeople of Norman and students of OU participated in a band that played for football games. Professor John Merrill started the first band in 1901, which was composed mostly of townspeople and disbanded after each football season. Lloyd Curtis, a cornetist, founded the first continuous student band in 1904.

Today, the 300-member Pride of Oklahoma has members representing virtually every college and major on campus. The Pride of Oklahoma stands for excellence in musicianship, academics, school spirit, and commitment to our role in the surrounding community.

Boomer Sooner rings out at the end of each rehearsal, and that song is the defining element of the University of Oklahoma. Maybe that is why Sooner fans love the band so much. Not much can compare to the first "go-go" at a football game when the Pride of Oklahoma marches the interlocking OU down the field playing Boomer Sooner.

## OU CHANT

The OU Chant is a loyalty song that is sung before every home football game, before and after every men's and women's basketball games and at the end of many athletic and university functions.

Every fan who wears the official colors, each current student and student-athlete and all OU alumni are encouraged to stand and raise one finger in the air during the playing of the Chant -- a symbolic gesture that shows those who do not know what it means to be a Sooner, the greatness of the university and the unity between all Sooners.

The Chant was written in 1936 by Jessie Lone Clarkson Gilkey, who directed the OU girl's glee club from 1936 to 1938 and was voted Outstanding Faculty Woman in 1937.

O-K-L-A-H-O-M-A  
Our chant rolls on and on!  
Thousands strong  
Join heart and song  
In alma mater's praise  
Of campus beautiful by day and night  
Of colors proudly gleaming Red and White  
'Neath a western sky  
OU's chant will never die.  
Live on University!

# BOOMER SOONER



# NORMAN

**NORMAN WAS  
RECENTLY NAMED NO.  
6 OF AMERICA'S BEST  
PLACES TO LIVE  
AMONG CITIES WITH A  
POPULATION OF 50,000-  
300,000.**

Norman is an ever-changing city of nearly 100,000 residents. Located in the heart of the state, it has grown to become the third largest city in Oklahoma. Despite its continuous growth, it has maintained the spirit and serenity of a small close-knit community.

Since the Oklahoma landrush of 1889, Norman has grown into a popular and smart city. The spirit of Norman and its citizens is unwavering and uncompromising. While other towns were clamoring to become the state capital, Norman residents desired to have the first state university. When the first OU president got off the train and saw a prairie, he saw opportunity.

As home to the state's premier educational institution, Norman boasts an excellent quality of life and is a city that thrives on and celebrates the diversity of its community.

Legendary University of Oklahoma football coach Barry Switzer called Norman "a university town with a championship spirit." Norman continually exhibits its love for sports by hosting numerous local and national athletic events.

In the last five years alone, Norman has served as host of the NCAA Men's Gymnastics Championship, an NCAA men's golf regional, NCAA softball regionals, NCAA men's and women's gymnastics regionals, NCAA women's tennis regionals, NCAA track and field regional and the NCAA women's basketball regionals. In addition, the Big 12 Conference Men's and Women's Tennis, Track and Field, Wrestling, Women's Golf, and Women's Gymnastics Championships were held in Norman.

Cultural activities are unlimited in Norman, making it the ideal backdrop for the University of Oklahoma. As home to people of all ethnic and educational backgrounds, the city has something to offer everyone. Norman is home to a variety of enriching events and attractions, including the Sooner Theater, which hosts a series of entertaining theatrical performances produced by locally-based talent and touring companies.

The Medieval Fair has become a springtime tradition in Norman as people from around the country converge on the city for one weekend each April to partake in a fascinating look back in time. Each year, an area park is transformed into a festival of sights, sounds and tastes straight from the Middle Ages. Knights joust, jesters entertain and story tellers spin tales of a magical time in history.

The \$44 million Sam Noble Oklahoma Museum of Natural History, a state-of-the-art facility designed to display a collection of historical and natural science items that trace the southwest's development since prehistoric times, opened in May 2000. History buffs will also enjoy the Cleveland Country Historical House which holds exhibits relating to the development of this area of the state.

For art enthusiasts, the Fred Jones Jr. Memorial Art Center houses permanent collections, nationally and world-renowned traveling exhibits as well as a yearly student art show. The museum has recently added the Weitzenhoffer Collection of French Impressionist paintings -- the single most important gift of art ever given to a U.S. public university.

Maintaining a progressive approach to the future while remembering its history, Norman continues to be a well-balanced community, proud to be the home of the University of Oklahoma.

## OKLAHOMA CITY

Oklahoma City, the capital of Oklahoma, is located just 18 miles from the Norman campus. It was the first city settled in the Land Run of 1889 because of its position as the center of the state. It is because of this central location that Oklahoma City has become known as the home of America's Western heritage. Whether adventure, history, culture or sports, Oklahoma City offers a variety of attractions and activities different from any other place in the country.


Oklahoma City was born on the afternoon of April 22, 1889, when the central portion of what is now Oklahoma was opened to settlement by presidential proclamation. Thousands crossed the borders of "unassigned lands" at the sound of gunfire at high noon. Never before or since has such a "run" occurred anywhere on the earth.

By the time the dust had settled on that historic day, many people had staked their claim at "Oklahoma Station," an area which was destined to become Oklahoma City, a leading city in America. In 1911, Oklahoma City officially became the capital after a statewide election moved the state seal from Guthrie.

Oklahoma City has become a haven for exciting sports action. It is home of an NBA team, two semi-professional sports teams and the host of the NCAA Women College Softball World Series. The Oklahoma City Dodgers, 1996 American Association champions (then named the Oklahoma City 89ers), are the Triple-A baseball affiliate of the Los Angeles Dodgers. The team plays in the 13,066-seat AT&T Bricktown Ballpark, one of the plush venues in all of minor league sports. The ballpark served as host to a 2004 NCAA baseball regional and multiple Big 12 Baseball Championships.

Hockey mania runs rampant with the recent success of the Central Hockey League's Oklahoma City Blazers. The Blazers won the CHL crown in 1996 and are yearly one of the league's best teams. In addition, the city has hosted numerous PGA and Senior PGA Tour events.

OKC WAS RECENTLY  
NAMED NO. 3 OF  
AMERICA'S BEST  
CITIES FOR RECENT  
COLLEGE  
GRADUATES BY  
NEWSWEEK  
MAGAZINE.



# OKLAHOMA CITY




**PROGRAM TIMELINE**

OPPONENT	GAME INFORMATION	UNIVERSITY INFORMATION	HEAD COACH	2014 SEASON	SERIES HISTORY
	<b>DEPAUL</b> February 5   7:30 p.m. CT Honolulu, Hawaii Oceanic Time Warner Paradise Classic	<b>BLUE DEMONS</b> Chicago, Ill. Royal Blue and Scarlet Big East Conference	<b>Eugene Lenti</b> DePaul, 1979 1,214-581 (34th season at DePaul) 1,214-581 (Career, 34th season)	<b>Record:</b> 44-11, 18-1 (1st) <b>Big East Tourney:</b> Champions <b>NCAA Tournament:</b> Regionals	<b>OKLAHOMA LEADS, 7-6</b> <i>In Norman:</i> OU leads, 0-2 <i>In Chicago:</i> Never Met <i>At Neutral Sites:</i> OU leads, 7-4 <i>Last Meeting:</i> March 15, 2012 <i>Result:</i> OU won 18-1 (5) <i>OU Series Streak:</i> Won 3
	<b>ST. MARY'S</b> February 6   6:30 p.m. CT Honolulu, Hawaii Oceanic Time Warner Paradise Classic	<b>GAELS</b> Moraga, Calif. Navy, Red and Silver West Coast Conference	<b>JESSICA HANASETH-RODGERS</b> St. Mary's, 2001 198-301 (11th season at SMC) 198-301 (Career, 11th season)	<b>Record:</b> 23-27, 8-7 (3rd) <b>WCC Tourney:</b> N/A <b>NCAA Tournament:</b> N/A	<b>OKLAHOMA TRAILS, 1-2</b> <i>In Norman:</i> Never Met <i>In Moraga:</i> Never Met <i>At Neutral Sites:</i> OU trails, 1-2 <i>Last Meeting:</i> March 20, 1987 <i>Result:</i> St. Mary's won 3-0 <i>OU Series Streak:</i> Lost 2
	<b>HAWAII</b> February 6   11 p.m. CT Honolulu, Hawaii Oceanic Time Warner Paradise Classic	<b>RAINBOW WAHINE</b> Honolulu, Hawaii Green, White, Silver and Black Big West Conference	<b>BOB COOLEN</b> Wesleyan, 1980 865-496-1 (24th season at Hawaii) 937-589-1 (Career, 29th season)	<b>Record:</b> 22-28, 7-14 (7th) <b>Big West Tourney:</b> N/A <b>NCAA Tournament:</b> N/A	<b>OKLAHOMA TRAILS, 2-3</b> <i>In Norman:</i> Never Met <i>In Honolulu:</i> Series tied 1-1 <i>At Neutral Sites:</i> OU trails, 1-2 <i>Last Meeting:</i> Feb. 24, 2011 <i>Result:</i> OU lost 1-4 <i>OU Series Streak:</i> Lost 1
	<b>BOSTON</b> February 13   11 a.m. CT Tempe, Ariz.   Littlewood Classic	<b>TERRIERS</b> Boston, Mass. Scarlet and White Patriot League	<b>KATHRYN GLEASON</b> Michigan, 1996 57-47-1 (3rd season at BU) 51-47-1 (Career, 3rd season)	<b>Record:</b> 36-21, 7-14 (2nd) <b>Patriot League Tourney:</b> Champions <b>NCAA Tournament:</b> Regionals	<b>OKLAHOMA LEADS, 2-1</b> <i>In Norman:</i> Never Met <i>In Boston:</i> Never Met <i>At Neutral Sites:</i> OU leads, 2-1 <i>Last Meeting:</i> Feb. 28, 1998 <i>Result:</i> OU won 5-0 <i>OU Series Streak:</i> Won 2
	<b>WASHINGTON</b> February 13   2:30 p.m. CT Tempe, Ariz.   Littlewood Classic	<b>HUSKIES</b> Seattle, Wash. Purple and Gold Pac-12 Conference	<b>HEATHER TARR</b> Washington, 1997 401-179-1 (11th season at UW) 401-179-1 (Career, 11th season)	<b>Record:</b> 37-15, 13-9 (4th) <b>Pac-12 Tourney:</b> N/A <b>NCAA Tournament:</b> Supers	<b>SERIES TIED, 10-10</b> <i>In Norman:</i> OU leads, 2-0 <i>In Seattle:</i> OU trails, 1-2 <i>At Neutral Sites:</i> OU trails, 7-8 <i>Last Meeting:</i> Feb. 16, 2014 <i>Result:</i> Washington won 3-1 <i>OU Series Streak:</i> Lost 1
	<b>ILLINOIS STATE</b> February 14   4:45 p.m. CT Tempe, Ariz.   Littlewood Classic	<b>REDBIRDS</b> Normal, Ill. Red and White Missouri Valley Conference	<b>MELINDA FISCHER</b> Illinois State, 1972 934-639-4 (30th season at ISU) 975-664-4 (Career, 32nd season)	<b>Record:</b> 25-28, 17-8 (2nd) <b>MVC Tourney:</b> Semis <b>NCAA Tournament:</b> N/A	<b>OKLAHOMA LEADS, 13-1</b> <i>In Norman:</i> OU leads, 5-1 <i>In Normal:</i> Never Met <i>At Neutral Sites:</i> OU leads, 8-1 <i>Last Meeting:</i> Feb. 14, 2014 <i>Result:</i> OU won 11-6 <i>OU Series Streak:</i> Won 8
	<b>ARIZONA STATE</b> February 14   9:15 p.m. CT February 15   2 p.m. CT Tempe, Ariz.   Littlewood Classic	<b>SUN DEVILS</b> Tempe, Ariz. Maroon and Gold Pac-12 Conference	<b>CRAIG NICHOLSON</b> Wilfrid Laurier University 46-12-1 (2nd season at ASU) 1010-264-1 (Career, 20th season)	<b>Record:</b> 46-12-1, 15-7-1 (3rd) <b>Pac-12 Tourney:</b> N/A <b>NCAA Tournament:</b> Regionals	<b>OKLAHOMA TRAILS, 11-13</b> <i>In Norman:</i> OU trails, 0-4 <i>In Tempe:</i> OU trails, 3-4 <i>At Neutral Sites:</i> OU leads, 8-5 <i>Last Meeting:</i> Feb. 14, 2014 <i>Result:</i> ASU won 7-0 <i>OU Series Streak:</i> Lost 1
	<b>ARIZONA</b> February 19   3 p.m. CT Palm Springs, Calif. Mary Nutter Collegiate Classic	<b>WILDCATS</b> Tucson, Ariz. Cardinal and Navy Pac-12 Conference	<b>MIKE CANDREA</b> Arizona State, 1978 1,387-338-2 (30th season at UA) 1,517-393-2 (Career, 34th season)	<b>Record:</b> 44-16, 14-10 (5th) <b>Pac-12 Tourney:</b> N/A <b>NCAA Tournament:</b> Supers	<b>OKLAHOMA TRAILS, 19-26</b> <i>In Norman:</i> OU leads, 4-1 <i>In Tuscon:</i> OU trails, 6-15 <i>At Neutral Sites:</i> OU trails, 9-10 <i>Last Meeting:</i> March 16, 2013 <i>Result:</i> OU won 4-0 <i>OU Series Streak:</i> Won 8
	<b>SAN DIEGO STATE</b> February 19   5:30 p.m. CT Palm Springs, Calif. Mary Nutter Collegiate Classic	<b>AZTECS</b> San Diego, Calif. Scarlet and Black Mountain West Conference	<b>KATHY VAN WYK</b> Cal State Fullerton, 1983 617-413-1 (19th season at SDSU) 617-413-1 (Career, 19th season)	<b>Record:</b> 40-19, 16-8 (1st) <b>MWC Tourney:</b> N/A <b>NCAA Tournament:</b> Regionals	<b>OKLAHOMA LEADS, 9-1</b> <i>In Norman:</i> Never Met <i>In San Diego:</i> OU leads, 2-1 <i>At Neutral Sites:</i> OU leads, 7-0 <i>Last Meeting:</i> Feb. 15, 2013 <i>Result:</i> OU won 4-0 <i>OU Series Streak:</i> Won 5
	<b>GEORGIA</b> February 20   12:30 p.m. CT Palm Springs, Calif. Mary Nutter Collegiate Classic	<b>BULLDOGS</b> Athens, Ga. Red and Black Southeastern Conference	<b>LU HARRIS-CHAMPER</b> Western Illinois, 1989 687-236 (15th season at UGA) 896-312-1 (Career, 18th season)	<b>Record:</b> 49-15, 15-9 (5th) <b>SEC Tourney:</b> Champions <b>NCAA Tournament:</b> Supers	<b>SERIES TIED, 2-2</b> <i>In Norman:</i> Never Met <i>In Athens:</i> Never Met <i>At Neutral Sites:</i> Series tied, 2-2 <i>Last Meeting:</i> Feb. 21, 2013 <i>Result:</i> OU won 5-0 <i>OU Series Streak:</i> Won 1





**PROGRAM TIMELINE**

OPPONENT	GAME INFORMATION	UNIVERSITY INFORMATION	HEAD COACH	2014 SEASON	SERIES HISTORY
	<b>KENTUCKY</b> February 21   7:30 p.m. CT Palm Springs, Calif. Mary Nutter Collegiate Classic	<b>WILDCATS</b> Lexington, Ky. Blue and White Southeastern Conference	<b>RACHEL LAWSON</b> Massachusetts, 1994 238-169 (8th season at Kentucky) 330-253 (Career, 11th season)	<b>Record:</b> 44-15, 13-11 (7th) <b>SEC Tourney:</b> Runners-Up <b>NCAA Tournament:</b> WCWS	<b>OKLAHOMA LEADS, 5-1</b> <i>In Norman:</i> Never Met <i>In Lexington:</i> Never Met <i>At Neutral Sites:</i> OU leads, 5-1 <i>Last Meeting:</i> Feb. 7, 2014 <i>Result:</i> OU lost 4-5 (10) <i>OU Series Streak:</i> Lost 1
	<b>LOYOLA MARYMOUNT</b> February 21   10:00 p.m. CT Palm Springs, Calif. Mary Nutter Collegiate Classic	<b>LIONS</b> Los Angeles, Calif. Gray and Marymount Blue West Coast Conference	<b>GARY FERRIN</b> Air Force, 1965 667-510-1 (21st season at LMU) 667-510-1 (Career, 21st season)	<b>Record:</b> 20-27, 1-13 (7th) <b>WCC Tourney:</b> N/A <b>NCAA Tournament:</b> N/A	<b>OKLAHOMA LEADS, 3-0</b> <i>In Norman:</i> Never Met <i>In Los Angeles:</i> Never Met <i>At Neutral Sites:</i> OU leads, 3-0 <i>Last Meeting:</i> Feb. 8, 2014 <i>Result:</i> OU won 11-1 (5) <i>OU Series Streak:</i> Won 3
	<b>IPFW</b> February 28   2/4 p.m. CT Norman, Okla. Preview Tournament	<b>MASTODONS</b> Fort Wayne, Ind. Royal Blue and White The Summit League	<b>GERMAINE FAIRCHILD</b> Tulsa, 1996 0-0 (1st season at IPFW) 292-356-1 (Career, 14th season)	<b>Record:</b> 40-15, 13-4 (2nd) <b>Summit Tourney:</b> Runners-Up <b>NCAA Tournament:</b> N/A	<b>NEVER MET</b>
	<b>HOFSTRA</b> March 1   10 a.m./12 p.m. CT Norman, Okla. Preview Tournament	<b>PRIDE</b> Hempstead, N.Y. Gold, White and Blue Colonial Athletic Association	<b>LARISSA ANDERSON</b> Hofstra, 1997 0-0 (1st season at Hofstra) 0-0 (Career, 1st season)	<b>Record:</b> 34-15, 11-4 (3rd) <b>Colonial Tourney:</b> Semis <b>NCAA Tournament:</b> Regionals	<b>OKLAHOMA TRAILS, 0-1</b> <i>In Norman:</i> Never Met <i>In Hempstead:</i> Never Met <i>At Neutral Sites:</i> OU trails 0-1 <i>Last Meeting:</i> March 1, 1996 <i>Result:</i> Hofstra won 1-0 <i>OU Series Streak:</i> Lost 1
	<b>WICHITA STATE</b> March 4   5:30 p.m. CT Wichita, Kan.	<b>SHOCKERS</b> Wichita, Kan. Black and Yellow Missouri Valley Conference	<b>KRISTI BREDBENNER</b> Truman State, 2001 68-94 (4th season at WSU) 394-195 (Career, 10th season)	<b>Record:</b> 34-21, 21-6 (1st) <b>MVC Tourney:</b> Semis <b>NCAA Tournament:</b> N/A	<b>OKLAHOMA LEADS, 43-7</b> <i>In Norman:</i> OU leads, 23-3 <i>In Wichita:</i> OU leads, 11-4 <i>At Neutral Sites:</i> OU leads, 9-0 <i>Last Meeting:</i> April 8, 2014 <i>Result:</i> OU won 9-1 (5) <i>OU Series Streak:</i> Won 30
	<b>MISSOURI STATE</b> March 7   2:15 p.m. CT March 8   2:30 p.m. CT Norman, Okla. Courtyard Marriott Tournament	<b>BEARS</b> Springfield, Mo. Maroon and White Missouri Valley Conference	<b>HOLLY HESSE</b> Creighton, 1982 674-666-2 (27th season at MSU) 674-666-2 (Career, 27th season)	<b>Record:</b> 28-27, 10-16 (8th) <b>MVC Tourney:</b> Quarters <b>NCAA Tournament:</b> N/A	<b>OKLAHOMA LEADS, 16-12</b> <i>In Norman:</i> OU leads, 12-3 <i>In Springfield:</i> Series tied, 4-4 <i>At Neutral Sites:</i> OU trails, 0-5 <i>Last Meeting:</i> March 13, 2011 <i>Result:</i> OU won 9-1 (6) <i>OU Series Streak:</i> Won 2
	<b>SAMFORD</b> March 7   4:30 p.m. CT March 8   12:15 p.m. CT Norman, Okla. Courtyard Marriott Tournament	<b>BULLDOGS</b> Birmingham, Ala. Red and Blue Southern Conference	<b>MANDY BURFORD</b> Alabama, 2007 69-95 (4th season at Samford) 69-95 (Career, 4th season)	<b>Record:</b> 38-18, 11-9 (4th) <b>SoCon Tourney:</b> Semis <b>NCAA Tournament:</b> N/A	<b>OKLAHOMA LEADS, 2-0</b> <i>In Norman:</i> Never Met <i>In Birmingham:</i> Never Met <i>At Neutral Sites:</i> OU leads, 2-0 <i>Last Meeting:</i> Feb. 23, 1992 <i>Result:</i> OU won 6-0 <i>OU Series Streak:</i> Won 2
	<b>IOWA</b> March 14   2:15 p.m. CT March 15   2:30 p.m. CT March 16   6 p.m. CT Norman, Okla. OU Tournament	<b>HAWKEYES</b> Iowa City, Iowa Black and Gold Big Ten Conference	<b>MARLA LOOPER</b> Florida State, 1995 100-104-1 (5th Season at Iowa) 100-104-1 (Career, 5th season)	<b>Record:</b> 16-30-1, 9-14 (8th) <b>Big Ten Tourney:</b> Opening Round <b>NCAA Tournament:</b> N/A	<b>OKLAHOMA LEADS, 9-4</b> <i>In Norman:</i> OU leads, 4-1 <i>In Iowa City:</i> OU trails, 0-2 <i>At Neutral Sites:</i> OU leads, 5-1 <i>Last Meeting:</i> March 4, 2012 <i>Result:</i> OU won 4-2 <i>OU Series Streak:</i> Won 2
	<b>EAST CAROLINA</b> March 14   4:30 p.m. CT March 15   12:15 p.m. CT Norman, Okla. OU Tournament	<b>PIRATES</b> Greenville, N.C. Purple and Gold American Athletic Conference	<b>BETH KEYLON-RANDOLPH</b> Tennessee Tech, 1995 49-51 (3rd season at ECU) 651-166 (Career, 14th season)	<b>Record:</b> 28-20, 14-10 (6th, C-USA) <b>C-USA Tourney:</b> Semis <b>NCAA Tournament:</b> N/A	<b>OKLAHOMA LEADS, 2-0</b> <i>In Norman:</i> Never Met <i>In Greenville:</i> Never Met <i>At Neutral Sites:</i> OU leads, 2-0 <i>Last Meeting:</i> March 13, 1994 <i>Result:</i> OU won 11-1 <i>OU Series Streak:</i> Won 2
	<b>LSU</b> March 20   6 p.m. CT March 21   6 p.m. CT Baton Rouge, La.	<b>TIGERS</b> Baton Rouge, La. Purple and Gold Southeastern Conference	<b>BETH TORINA</b> Florida, 2000 117-63 (4th season at LSU) 246-178 (Career, 8th season)	<b>Record:</b> 35-22, 13-11 (6th) <b>SEC Tourney:</b> Semis <b>NCAA Tournament:</b> Regionals	<b>OKLAHOMA LEADS, 9-6</b> <i>In Norman:</i> OU leads, 4-3 <i>In Baton Rouge:</i> Series tied, 1-1 <i>At Neutral Sites:</i> OU leads, 4-2 <i>Last Meeting:</i> March 23, 2014 <i>Result:</i> OU won 3-2 <i>OU Series Streak:</i> Won 5

TWO NATIONAL CHAMPIONSHIPS  NINE WCWS APPEARANCES  ELEVEN BIG 12 CHAMPIONSHIPS



**PROGRAM TIMELINE**

OPPONENT	GAME INFORMATION	UNIVERSITY INFORMATION	HEAD COACH	2014 SEASON	SERIES HISTORY
	<b>MCNEESE STATE</b> March 22   12:00 p.m. CT Baton Rouge, La.	<b>COWGIRLS</b> Lake Charles, La. Royal Blue and Yellow Southland Conference	<b>JOANNA HARDIN</b> Biola, 2005 0-0 (1st season at McNeese St.) 0-0 (Career, 1st season)	<b>Record:</b> 40-17, 20-6 (1st) <b>Southland Tourney:</b> Runners-Up <b>NCAA Tournament:</b> N/A	<b>OKLAHOMA LEADS, 10-2</b> <i>In Norman:</i> OU leads, 5-1 <i>In Lake Charles:</i> Never Met <i>At Neutral Sites:</i> OU leads, 5-1 <i>Last Meeting:</i> March 9, 2008 <i>Result:</i> OU won 9-0 <i>OU Series Streak:</i> Won 3
	<b>TEXAS TECH</b> March 27   6 p.m. CT March 28   4 p.m. CT March 29   12 p.m. CT Lubbock, Texas	<b>RED RAIDERS</b> Lubbock, Texas Scarlet and Black Big 12 Conference	<b>ADRIAN GREGORY</b> Texas A&M, 2006 0-0 (1st season at TTU) 0-0 (Career, 1st season)	<b>Record:</b> 35-19, 8-10 (4th) <b>Big 12 Tourney:</b> N/A <b>NCAA Tournament:</b> N/A	<b>OKLAHOMA LEADS, 43-7</b> <i>In Norman:</i> OU leads, 21-4 <i>In Lubbock:</i> OU leads, 16-1 <i>At Neutral Sites:</i> OU leads, 6-2 <i>Last Meeting:</i> May 4, 2014 <i>Result:</i> OU won 13-0 (5) <i>OU Series Streak:</i> Won 7
	<b>IOWA STATE</b> April 3   6:30 p.m. CT April 4   12/2 p.m. CT Norman, Okla.	<b>CYCLONES</b> Ames, Iowa Cardinal and Gold Big 12 Conference	<b>STACY GEMEINHARDT-CESLER</b> Missouri, 2001 196-262-1 (10th season at ISU) 349-339-1 (Career, 14th season)	<b>Record:</b> 23-31, 2-16 (7th) <b>Big 12 Tourney:</b> N/A <b>NCAA Tournament:</b> N/A	<b>OKLAHOMA LEADS, 68-28</b> <i>In Norman:</i> OU leads, 22-12 <i>In Ames:</i> OU leads, 31-8 <i>At Neutral Sites:</i> OU leads, 15-8 <i>Last Meeting:</i> March 30, 2014 <i>Result:</i> OU won 11-0 (5) <i>OU Series Streak:</i> Won 21
	<b>ARKANSAS</b> April 8   5 p.m. CT Norman, Okla.	<b>RAZORBACKS</b> Fayetteville, Ark. Cardinal and White Southeastern Conference	<b>MIKE LARABEE</b> Washington State, 1986 133-144 (6th season at Arkansas) 247-291 (Career, 11th season)	<b>Record:</b> 27-28, 5-19 (12th) <b>SEC Tourney:</b> N/A <b>NCAA Tournament:</b> N/A	<b>OKLAHOMA LEADS, 19-2</b> <i>In Norman:</i> OU leads, 10-1 <i>In Fayetteville:</i> OU leads, 7-1 <i>At Neutral Sites:</i> OU leads, 2-0 <i>Last Meeting:</i> April 30, 2014 <i>Result:</i> OU won 10-2 (5) <i>OU Series Streak:</i> Won 5
	<b>TEXAS</b> April 10   4:30 p.m. CT April 11   4 p.m. CT April 12   12 p.m. CT Austin, Texas	<b>LONGHORNS</b> Austin, Texas Burnt Orange and White Big 12 Conference	<b>CONNIE CLARK</b> Cal State Fullerton, 1987 731-316-3 (19th season at Texas) 731-316-3 (Career, 19th season)	<b>Record:</b> 35-23, 12-6 (3rd) <b>Big 12 Tourney:</b> N/A <b>NCAA Tournament:</b> Regionals	<b>OKLAHOMA LEADS, 28-24</b> <i>In Norman:</i> OU leads, 13-8 <i>In Austin:</i> OU trails, 8-9 <i>At Neutral Sites:</i> Series tied, 7-7 <i>Last Meeting:</i> April 19, 2014 <i>Result:</i> OU won 8-0 (5) <i>OU Series Streak:</i> Won 1
	<b>NORTH TEXAS</b> April 14   6:00 p.m. CT Denton, Texas	<b>MEAN GREEN</b> Denton, Texas Green and White Conference USA	<b>TRACEY KEE</b> East Carolina, 1990 31-22 (2nd season at UNT) 715-384-1 (Career, 18th season)	<b>Record:</b> 31-22, 14-9 (5th) <b>C-USA Tourney:</b> Semis <b>NCAA Tournament:</b> N/A	<b>OKLAHOMA LEADS, 25-0</b> <i>In Norman:</i> OU leads, 17-0 <i>In Denton:</i> OU leads, 8-0 <i>At Neutral Sites:</i> Never Met <i>Last Meeting:</i> April 23, 2014 <i>Result:</i> OU won 3-0 <i>OU Series Streak:</i> Won 25
	<b>BAYLOR</b> April 16   8 p.m. CT April 17   6:30 p.m. CT April 18   12 p.m. CT Norman, Okla.	<b>BEARS</b> Waco, Texas Green and Gold Big 12 Conference	<b>GLENN MOORE</b> Northwestern State, 1993 566-277 (15th season at Baylor) 705-319 (Career, 18th season)	<b>Record:</b> 49-16, 13-5 (2nd) <b>Big 12 Tourney:</b> N/A <b>NCAA Tournament:</b> WCWS	<b>OKLAHOMA LEADS, 48-11</b> <i>In Norman:</i> OU leads, 19-5 <i>In Waco:</i> OU leads, 15-5 <i>At Neutral Sites:</i> OU leads, 14-1 <i>Last Meeting:</i> April 13, 2014 <i>Result:</i> Baylor won 8-6 <i>OU Series Streak:</i> Lost 1
	<b>OKLAHOMA STATE</b> April 22   6:30 p.m. CT Stillwater, Okla. May 9   2 p.m. CT Norman, Okla. May 10   TBA Stillwater, Okla.	<b>COWGIRLS</b> Stillwater, Okla. Orange and Black Big 12 Conference	<b>RICH WIELIGMAN</b> Lubbock Christian, 1985 254-196 (9th season at OSU) 254-196 (Career, 9th season)	<b>Record:</b> 26-28, 5-13 (6th) <b>Big 12 Tourney:</b> N/A <b>NCAA Tournament:</b> N/A	<b>OKLAHOMA LEADS, 79-70</b> <i>In Norman:</i> OU leads, 37-21 <i>In Stillwater:</i> OU trails, 26-33 <i>At Neutral Sites:</i> Series tied, 16-16 <i>Last Meeting:</i> May 11, 2014 <i>Result:</i> OU won 11-3 (5) <i>OU Series Streak:</i> Won 9
	<b>KANSAS</b> April 24   5 p.m. CT April 25   2 p.m. CT April 26   12 p.m. CT Lawrence, Kan.	<b>JAYHAWKS</b> Lawrence, Kan. Crimson and Blue Big 12 Conference	<b>MEGAN SMITH</b> North Carolina, 1999 151-116 (6th season at Kansas) 277-177 (Career, 9th season)	<b>Record:</b> 34-23, 7-11 (5th) <b>Big 12 Tourney:</b> N/A <b>NCAA Tournament:</b> Regionals	<b>OKLAHOMA LEADS, 56-42</b> <i>In Norman:</i> OU leads, 31-13 <i>In Lawrence:</i> OU leads, 15-11 <i>At Neutral Sites:</i> OU trails, 10-18 <i>Last Meeting:</i> April 6, 2014 <i>Result:</i> OU won 8-0 (5) <i>OU Series Streak:</i> Won 3
	<b>UTAH VALLEY</b> May 2   6:30 p.m. CT May 3   2 p.m. CT Norman, Okla.	<b>WOLVERINES</b> Orem, Utah Green and White Western Athletic Conference	<b>NIKKI PALMER</b> UC San Diego, 2007 18-42 (2nd season at UVU) 18-41 (Career, 2nd season)	<b>Record:</b> 18-42, 5-9 (5th) <b>WAC Tourney:</b> Champions <b>NCAA Tournament:</b> Regionals	<b>OKLAHOMA LEADS, 2-0</b> <i>In Norman:</i> OU leads, 2-0 <i>In Orem:</i> Never Met <i>At Neutral Sites:</i> Never Met <i>Last Meeting:</i> March 12, 2006 <i>Result:</i> OU won 14-1 <i>OU Series Streak:</i> Won 2





OPPONENT	GAME INFORMATION	UNIVERSITY INFORMATION	HEAD COACH	COMMUNICATIONS	SERIES HISTORY
----------	------------------	------------------------	------------	----------------	----------------

## 2015 OKLAHOMA SOFTBALL SCHEDULE

Day	Date	Opponent	Location	Time
Thursday	Feb. 5	vs. DePaul!	Honolulu, Hawaii	7:30 p.m.
Friday	Feb. 6	vs. St. Mary's!	Honolulu, Hawaii	6:30 p.m.
Friday	Feb. 6	at Hawaii!	Honolulu, Hawaii	11:00 p.m.
Saturday	Feb. 7	TBD - Bracket Play!	Honolulu, Hawaii	2 or 4 p.m.
Saturday	Feb. 7	TBD - Bracket Play!	Honolulu, Hawaii	6 or 8 p.m.
Friday	Feb. 13	vs. Boston#	Tempe, Ariz.	11:00 a.m.
Friday	Feb. 13	vs. Washington#	Tempe, Ariz.	2:30 p.m.
Saturday	Feb. 14	vs. Illinois State#	Tempe, Ariz.	4:45 p.m.
Saturday	Feb. 14	at Arizona State#	Tempe, Ariz.	9:15 p.m.
Sunday	Feb. 15	at Arizona State#	Tempe, Ariz.	2:00 p.m.
Thursday	Feb. 19	vs. Arizona%	Palm Springs, Calif.	3:00 p.m.
Thursday	Feb. 19	vs. San Diego State%	Palm Springs, Calif.	5:30 p.m.
Friday	Feb. 20	vs. Georgia%	Palm Springs, Calif.	12:30 p.m.
Saturday	Feb. 21	vs. Kentucky%	Palm Springs, Calif.	7:30 p.m.
Saturday	Feb. 21	vs. Loyola Marymount%	Palm Springs, Calif.	10:00 p.m.
<b>Saturday</b>	<b>Feb. 28</b>	<b>IPFW\$</b>	<b>Norman, Okla.</b>	<b>2:00 p.m.</b>
<b>Saturday</b>	<b>Feb. 28</b>	<b>IPFW\$</b>	<b>Norman, Okla.</b>	<b>4:00 p.m.</b>
<b>Sunday</b>	<b>March 1</b>	<b>Hofstra\$</b>	<b>Norman, Okla.</b>	<b>10:00 a.m.</b>
<b>Sunday</b>	<b>March 1</b>	<b>Hofstra\$</b>	<b>Norman, Okla.</b>	<b>12:00 p.m.</b>
Wednesday	March 4	at Wichita State	Wichita, Kan.	5:30 p.m.
<b>Saturday</b>	<b>March 7</b>	<b>Missouri State^</b>	<b>Norman, Okla.</b>	<b>2:15 p.m.</b>
<b>Saturday</b>	<b>March 7</b>	<b>Samford^</b>	<b>Norman, Okla.</b>	<b>4:30 p.m.</b>
<b>Sunday</b>	<b>March 8</b>	<b>Samford^</b>	<b>Norman, Okla.</b>	<b>12:15 p.m.</b>
<b>Sunday</b>	<b>March 8</b>	<b>Missouri State^</b>	<b>Norman, Okla.</b>	<b>2:30 p.m.</b>
<b>Saturday</b>	<b>March 14</b>	<b>Iowa&amp;</b>	<b>Norman, Okla.</b>	<b>2:15 p.m.</b>
<b>Saturday</b>	<b>March 14</b>	<b>East Carolina&amp;</b>	<b>Norman, Okla.</b>	<b>4:30 p.m.</b>
<b>Sunday</b>	<b>March 15</b>	<b>East Carolina&amp;</b>	<b>Norman, Okla.</b>	<b>12:15 p.m.</b>
<b>Sunday</b>	<b>March 15</b>	<b>Iowa&amp;</b>	<b>Norman, Okla.</b>	<b>2:30 p.m.</b>
<b>Monday</b>	<b>March 16</b>	<b>Iowa&amp;</b>	<b>Norman, Okla.</b>	<b>6:00 p.m.</b>
Friday	March 20	at Louisiana State	Baton Rouge, La.	6:00 p.m.
Saturday	March 21	at Louisiana State	Baton Rouge, La.	6:00 p.m.
Sunday	March 22	vs. McNeese State	Baton Rouge, La.	12:00 p.m.
Friday	March 27	at Texas Tech*	Lubbock, Texas	6:00 p.m.
Saturday	March 28	at Texas Tech*	Lubbock, Texas	4:00 p.m.
Sunday	March 29	at Texas Tech*	Lubbock, Texas	12:00 p.m.
<b>Friday</b>	<b>April 3</b>	<b>Iowa State*</b>	<b>Norman, Okla.</b>	<b>6:30 p.m.</b>
<b>Saturday</b>	<b>April 4</b>	<b>Iowa State*</b>	<b>Norman, Okla.</b>	<b>12:00 p.m.</b>
<b>Saturday</b>	<b>April 4</b>	<b>Iowa State*</b>	<b>Norman, Okla.</b>	<b>2:00 p.m.</b>
<b>Wednesday</b>	<b>April 8</b>	<b>Arkansas</b>	<b>Norman, Okla.</b>	<b>5:00 p.m.</b>
Friday	April 10	at Texas*	Austin, Texas	4:30 p.m.
Saturday	April 11	at Texas*	Austin, Texas	4:00 p.m.
Sunday	April 12	at Texas*	Austin, Texas	12:00 p.m.
Wednesday	April 14	at North Texas	Denton, Texas	6:00 p.m.
<b>Friday</b>	<b>April 16</b>	<b>Baylor*</b>	<b>Norman, Okla.</b>	<b>8:00 p.m.</b>
<b>Saturday</b>	<b>April 17</b>	<b>Baylor*</b>	<b>Norman, Okla.</b>	<b>6:30 p.m.</b>
<b>Sunday</b>	<b>April 18</b>	<b>Baylor*</b>	<b>Norman, Okla.</b>	<b>12:00 p.m.</b>
Wednesday	April 22	vs. Oklahoma State*	Oklahoma City, Okla.	6:30 p.m.
Friday	April 24	at Kansas*	Lawrence, Kan.	5:00 p.m.
Saturday	April 25	at Kansas*	Lawrence, Kan.	2:00 p.m.
Sunday	April 26	at Kansas*	Lawrence, Kan.	12:00 p.m.
<b>Saturday</b>	<b>May 2</b>	<b>Utah Valley</b>	<b>Norman, Okla.</b>	<b>6:30 p.m.</b>
<b>Sunday</b>	<b>May 3</b>	<b>Utah Valley</b>	<b>Norman, Okla.</b>	<b>2:00 p.m.</b>
<b>Saturday</b>	<b>May 9</b>	<b>Oklahoma State*</b>	<b>Norman, Okla.</b>	<b>2:00 p.m.</b>
Sunday	May 10	at Oklahoma State*	Stillwater, Okla.	TBD
Friday-Sunday	May 15-17	NCAA Regionals	TBD	TBD
Friday-Sunday	May 22-24	NCAA Super Regionals	TBD	TBD
Thurs.-Wed.	May 28-June 3	WCWS	Oklahoma City, Okla.	TBD

All times listed are central | \* Big 12 Game | ! Oceanic Time Warner Cable Paradise Classic | # Littlewood Classic  
 % Mary Nutter Collegiate Classic | \$ Preview Tournament | ^ Courtyard Marriott Tournament | & OU Tournament  
*Dates and times subject to change*



**2015 SOONERS**



#	Name	Pos.	B/T	Ht.	Cl.	Exp.	Hometown (Previous School)
1	Shelby Pendley	INF	L/R	5-7	Sr.	2L	Rio Rancho, N.M. (University of Arizona)
2	Nicole Pendley	OF	L/L	5-5	Fr.	HS	Rio Rancho, N.M. (Rio Rancho HS)
3	Kelsey Arnold	INF	R/R	5-2	Fr.	HS	Tulsa, Okla. (Holland Hall Prep)
6	Macey Hatfield	UTL	R/R	5-7	So.	1L	Maysville, Okla. (Seminole State)
8	Paige Parker	LHP	L/L	5-11	Fr.	HS	Independence, Mo. (Truman HS)
9	Tori Nirschl	OF	L/L	5-8	Jr.	TR	Carlsbad, Calif. (Pittsburgh)
11	Paris Townsend	OF/C	R/R	5-11	Jr.	2L	Tulsa, Okla. (Holland Hall Prep)
12	Callie Parsons	OF	L/L	5-4	Sr.	3L	Pryor, Okla. (Pryor HS)
13	Whitney Ellis	C/INF	R/R	5-10	Jr.	2L	Yukon, Okla. (Yukon HS)
15	Lea Wodach	C	R/R	5-7	Fr.	HS	Coto de Caza, Calif. (Tesoro HS)
18	Kelsey Stevens	RHP	R/R	5-10	Jr.	1L	Albuquerque, N.M. (Stanford)
21	Taylor Hodges	RHP	R/R	5-6	Jr.	2L	McAlester, Okla. (McAlester HS)
22	Kady Self	OF	R/R	5-8	Jr.	2L	Edmond, Okla. (North HS)
23	Destinie Lookout	INF	R/R	5-10	Fr.	HS	Oklahoma City, Okla. (Westmoore HS)
27	Jessica Vest	INF	R/R	5-4	Sr.	3L	Hollister, Calif. (San Benito HS)
33	Leslie Miller	RHP	R/R	5-10	Jr.	2L	Blanchard, Okla. (Blanchard HS)
42	Georgia Casey	INF/RHP	R/R	5-5	Sr.	3L	Sydney, Australia (Mt. St. Benedict College)
44	Lauren Chamberlain	INF	R/R	5-9	Sr.	3L	Trabuco Canyon, Calif. (El Toro HS)
48	Erin Miller	OF	L/R	5-5	Jr.	2L	Tulsa, Okla. (Jenks HS)

**Head Coach:** Patty Gasso  
**Associate Head Coach:** Melyssa Lombardi; **Assistant Coach:** Tripp MacKay  
**Director of Softball Operations:** Sharon Carter



**THE UNIVERSITY**

Location .....Norman, Okla.  
 Founded ..... 1890  
 Enrollment ..... 30,754  
 Nickname ..... Sooners  
 Colors ..... Crimson and Cream  
 Conference ..... Big 12  
 President ..... David Boren  
 VP/Director of Athletics ..... Joe Castiglione

**OKLAHOMA PROGRAM HISTORY**

First Year of Softball ..... 1975  
 All-Time Record ..... 1,538-745-2 (.674)  
 All-Time Big 12 Record ..... 259-81 (.762)  
 Big 12 Titles (Regular season/Tourney) ... Seven/Four  
 NCAA Tournament Appearances ..... 21  
 Regional Titles ..... 13  
 WCWS Appearances ..... Nine  
 ..... (2000, '01, '02, '03, '04, '11, '12, '13, '14)  
 National Championships ..... Two (2000, 2013)

**STAFF INFORMATION**

Head Coach .....Patty Gasso (Long Beach St., 1984)  
 Career Record ..... 1,140-355-3 (.762) [24 years]  
 Record at OU .....979-296-2 (.767) [20 years]  
 Ass. Head Coach...Melyssa Lombardi (Oklahoma, 1997)  
 Asst. Coach ..... Tripp MacKay (Oklahoma St., 2000)  
 Dir. of Ops. ... Sharon Carter (St. Gregory's [OK], 2009)

**STADIUM INFORMATION**

Stadium ..... OU Softball Complex  
 Field (Capacity) .....Marita Hynes Field (1,378)

**2014 TEAM INFORMATION**

2014 Overall Record ..... 51-13  
 2014 Conference Record (Finish) ..... 16-2 (First)  
 2014 NCAA Postseason ..... WCWS  
 2014 NFCA Final Ranking ..... 5

**2015 OUTLOOK**

Letterwinners Returning/Lost ..... 13/5  
 Position Starters Returning/Lost ..... 10/4  
 Pitchers Returning/Lost ..... 5/1  
 Newcomers ..... 6  
 All-Americans Returning/Lost ..... 2/0

**PRONUNCIATION GUIDE**

Patty Gasso .....GAS-oh  
 Tripp MacKay .....muh-KAY  
  
 Tori Nirschl .....NUR-shull  
 Callie Parsons .....CAL-ee  
 Lea Wodach .....WOH-dak



2015 OKLAHOMA SOONERS



**#1 SHELBY PENDLEY**  
Sr. | INF/RHP | 5-7 | Rio Rancho, N.M.



**#2 NICOLE PENDLEY**  
Fr. | OF | 5-5 | Rio Rancho, N.M.



**#3 KELSEY ARNOLD**  
Fr. | INF | 5-2 | Tulsa, Okla.



**#6 MACEY HATFIELD**  
So. | UTL | 5-7 | Maysville, Okla.



**#8 PAIGE PARKER**  
Fr. | LHP | 5-11 | Independence, Mo.



**#9 TORI NIRSCHL**  
Jr. | OF | 5-8 | Carlsbad, Calif.



**#11 PARIS TOWNSEND**  
Jr. | OF/C | 5-11 | Tulsa, Okla.



**#12 CALLIE PARSONS**  
Sr. | OF | 5-4 | Pryor, Okla.



**#13 WHITNEY ELLIS**  
Jr. | C | 5-10 | Yukon, Okla.



**#15 LEA WODACH**  
Fr. | C | 5-7 | Coto de Caza, Calif.



**#18 KELSEY STEVENS**  
Jr. | RHP | 5-10 | Albuquerque, N.M.



**#21 TAYLOR HODGES**  
Jr. | RHP | 5-6 | McAlester, Okla.



**#22 KADY SELF**  
Jr. | OF | 5-8 | Edmond, Okla.



**#23 DESTINIE LOOKOUT**  
Fr. | INF | 5-10 | Oklahoma City, Okla.



**#27 JESSICA VEST**  
Sr. | INF | 5-4 | Hollister, Calif.



**#33 LESLIE MILLER**  
Jr. | RHP | 5-10 | Blanchard, Okla.



**#42 GEORGIA CASEY**  
Sr. | INF/RHP | 5-5 | Sydney, Australia



**#44 LAUREN CHAMBERLAIN**  
Sr. | INF | 5-9 | Trabuco Canyon, Calif.



**#48 ERIN MILLER**  
Jr. | OF | 5-5 | Tulsa, Okla.



**PATTY GASSO**  
Head Coach



**MELLYSSA LOMBARDI**  
Associate Head Coach



**TRIPP MACKAY**  
Assistant Coach



**42**

**Georgia Casey**  
**Sydney, Australia**  
**Mount St. Benedict College**

INF/RHP	R/R	5-5	SR
---------	-----	-----	----

Year	AVG	GP-GS	AB	R	H	2B	3B	HR	RBI	TB	SLG	BB	HP	SO	GDP	OBP	SF	SH	SB-ATT
2012	.346	50-49	136	32	47	9	0	10	32	86	.632	25	4	22	0	.455	2	0	3-5
2013	.343	61-61	172	53	59	14	0	6	40	91	.529	39	3	25	0	.470	1	14	9-12
2014	.353	63-63	190	53	67	15	3	13	49	127	.668	31	6	27	0	.454	2	0	6-7
<b>TOTAL</b>	<b>.347</b>	<b>174-173</b>	<b>498</b>	<b>138</b>	<b>173</b>	<b>38</b>	<b>3</b>	<b>29</b>	<b>121</b>	<b>304</b>	<b>.610</b>	<b>95</b>	<b>13</b>	<b>74</b>	<b>0</b>	<b>.460</b>	<b>5</b>	<b>14</b>	<b>18-24</b>

Year	ERA	W-L	APP	GS	CG	SHO	SV	IP	H	R	ER	BB	SO	B/AVG
2012	---	---	---	---	---	---	---	---	---	---	---	---	---	---
2013	0.00	1-0	2	1	0	0/1	0	4.2	2	0	0	1	5	.111
2014	4.31	3-2	16	8	0	0/2	0	37.1	40	26	23	18	25	.284
<b>TOTAL</b>	<b>3.83</b>	<b>4-2</b>	<b>18</b>	<b>9</b>	<b>0</b>	<b>0/3</b>	<b>0</b>	<b>42.0</b>	<b>42</b>	<b>26</b>	<b>23</b>	<b>19</b>	<b>30</b>	<b>.264</b>

**Career**

Named to 2013 WCWS All-Tournament Team ... 2014 All-Region First Team ... 2014 All-Big 12 First Team ... 2013 All-Big 12 Second Team ... 2012 All-Big 12 First Team ... 2014 and 2013 All-Big 12 Defensive Team ... Big 12 Player of the Week (3/20/12) 2013 and 2014 Academic All-Big 12 Second Team

**Record Book**

Finished the 2014 season ranked eighth in OU history in slugging (.610) and on-base percentage (.460) and ranked 10th in career runs (138), doubles (38) and walks (95)

**2014 (Junior)**

Played in and started 63 of 64 games (27 at shortstop, 26 at second base, 8 at pitcher, 2 at third base) ... led the team with three triples ... hit a solo HR in the Super Regional against Tennessee (5/25) and in an NCAA Regional against Texas A&M (5/18) ... went 2-4 with two runs scored, an RBI and a stolen base against Bryant in an NCAA Regional game (5/16) ... tied a career high with three runs scored against Oklahoma State (5/11) ... hit a solo homer against Texas Tech (5/3) ... hit a three-run homer, tied a career high with three runs scored, and was 2-3 with a walk and stolen base at Arkansas (4/30) ... tied a career high with three hits, going 3-4 with two RBI against UAB (4/27) ... hit a two-run homer against North Texas (4/23) to break a scoreless tie in the fifth inning ... combined on a shutout and got the win with two strikeouts in 3.0 scoreless innings against Central Arkansas (4/22) ... went 2-3 with two runs scored vs. Texas (4/19) ... hit a two-run home run and scored twice by going 2-3 against Texas (4/17) ... tripled to drive in a run at Baylor (4/11) ... hit two doubles in a game for the first time in her career, tied a career high with three hits and was 3-4 with two runs and two RBI in game two of a doubleheader against Kansas (4/5) ... matched season high with four RBI, including a three-run triple at Iowa State (3/30) ... drove in three runs and was 2-3 with a walk at Iowa State (3/29) ... hit the first leadoff home run of her career at Iowa State (3/28) ... was 2-3 at the plate and pitched 1.2 innings in relief with no runs, one hit and two strikeouts to get the win against Bradley (3/18) ... tied career highs in hits and runs by going 3-4 with three runs scored and a double at Louisiana-Lafayette (3/14) ... went 2-3 with two runs scored and two RBI vs. Western Illinois (3/7) was 2-3 with two runs scored and a two-run HR vs. Louisiana Tech (3/4) ... homered against Nebraska (3/1) ... hit the first triple of her career against UCLA (2/21) ... matched career high with three runs scored and struck out a career-high five batters against Michigan State (2/16) ... tied career high with three walks drawn against SIU-Edwardsville (2/15) ... homered, drove in two runs and scored twice in 2-4 day against Illinois State (2/14) ... went 3-3, matching career high in hits, homered, drove in four runs, stole a base and struck out three in 3.1 innings to get the win vs. Santa Clara (2/8) ... hit a solo home run at Cal State Fullerton (2/7) ... hit a solo homer in the season opener against Kentucky (2/7) ... homered in the first three games of the year

**2013 (Sophomore)**

Started all 61 games (60 at second base, 1 at pitcher) ... led the team with 15 sac bunts ... hit .357 with 4 RBI in the WCWS and batted .370 in postseason play ... in Big 12 play, led the league with six doubles and ranked ninth in batting average ... enjoyed career-

long 14-game hit streak from April 20 to May 19 ... was 2-3 with 2 RBI in WCWS vs. Washington ... went 2-2 with 2 runs and 2 walks vs. Marist in the NCAA Regional (5/17) ... career-high 3 walks drawn and 3 runs scored vs. Iowa State (4/26) ... tied career high with 3 runs scored at North Texas (4/23) ... scored 3 runs to tie career high and was 2-4 with 2 RBI, a double, a walk and a stolen base ... tied career high with 3 hits, also scored twice and drove in 1, against Baylor (4/7) ... went 2-3 with 2 runs and a two-run HR at Wichita State (3/27) ... 2-2 with a home run, 2 runs, 2 RBI, 2 walks and a stolen base at Cal State Fullerton (3/17) ... solo home run against Northern Colorado (3/8) ... career-best 3 runs scored against Kentucky (2/16) ... career-high 2 home runs and 5 RBI vs. Northwestern (2/10)

**2012 (Freshman)**

Played in 50 games with 49 starts ... Third on team in on base percentage (.455) ... Fourth on team in slugging percentage (.632), home runs (10), RBI (32) doubles (9) and walks (25) ... Had 11 multi-hit games on the year, including three 3-hit games ... Also had 11 multi-RBI games, including three 3-RBI games ... Hit a walk-off 3-run home run against Texas (5/4) ... Delivered game-winning single in the bottom of the 10th inning against Missouri (4/20) ... Big 12 Player of the Week (3/20) as she hit .429 with 7 RBI and a pair of home runs ... Scored career-high 3 runs against Michigan (3/15) ... Went 3-3 with a home run against Indiana (3/9) ... Picked up first hit and home run of career against Iowa (3/3) ... Made Sooners debut against LSU (3/2)

**High School**

Played at Mount St. Benedict College in Pennant Hills, Sydney ... 2010 New South Wales Athlete of the Year ... Most valuable player of the 2010 International Southern Cross Challenge ... 2010 MVP of international Australian schoolgirls ... Named best pitcher at the 2010 International Friendship Series ... 2010 MVP and best pitch of the NSW state league ... 2010 Western Sydney Academy of Sport Team Athlete of the Year ... Named most valuable player and best pitcher at the 2009 national championship ... 2009 NSW state league most valuable player ... Earned 2011 Vince Villa Award as most successful student in softball at a NSW Catholic school ... Earned first and second semester academic achievement awards in 2010 ... Earned academic award for final high school certificate score ... Principal's award for contribution to the school community

**International Experience**

Named to the 2011 Softball Australia Junior Women's World Championship team ... Team is scheduled to compete in the 2011 Junior Women's World Championship, scheduled for December 2011 in Cape Town, South Africa ... Named best pitcher at the 2011 U19 Australian national championship ... Named best pitcher at 2010 Open Australian Championships ... Played for Softball Australia at the 2009 Japan Cup ... Softball Australia Junior Softballer of the Year nominee in 2009

**Personal**

Born Georgia Casey in Sydney, Australia ... Daughter of Lisa and Stephen Casey ... Has four siblings: Erin, Rose, Andrew and Ally ... majoring in human resource management



CASSEY



# 44

**Lauren Chamberlain**  
**Trabuco Canyon, Calif.**  
**El Toro HS**

INF	R/R	5-9	SR
-----	-----	-----	----

Year	AVG	GP-GS	AB	R	H	2B	3B	HR	RBI	TB	SLG	BB	HP	SO	GDP	OBP	SF	SH	SB-ATT
2012	.357	64-64	196	68	70	10	1	30	78	172	.878	31	8	29	0	.454	5	0	9-9
2013	.485	61-61	168	87	77	16	2	30	84	187	1.113	63	4	24	0	.613	0	2	14-15
2014	.358	39-39	95	45	34	5	1	12	27	77	.811	51	1	18	0	.585	0	0	10-10
<b>TOTAL</b>	<b>.394</b>	<b>164-164</b>	<b>459</b>	<b>200</b>	<b>181</b>	<b>31</b>	<b>4</b>	<b>72</b>	<b>189</b>	<b>436</b>	<b>.950</b>	<b>145</b>	<b>13</b>	<b>71</b>	<b>0</b>	<b>.545</b>	<b>5</b>	<b>2</b>	<b>33-34</b>

**Career**

One of 3 finalists for 2013 USA Softball Collegiate Player of the Year ... named to 2013 and 2012 WCWS All-Tournament Team ... three-time NFCA All-American (2014 - Third Team, 2012-13 First Team) ... three-time first-team All-Region ... two-time All-Big 12 First Team ... 2012 Big 12 Freshman of the Year ... Five-time Big 12 Player of the Week (2013: 3/19, 2/12; 2012: 5/15, 4/3, 3/13)

**Record Book**

Ended the 2014 season with the best slugging percentage in NCAA history (.950) and ranked 10th in career home runs (72) ... ranked first in Big 12 history in career home runs, fourth in RBI (189), fifth in runs (200), sixth in batting average (.394) and walks (145) and eighth in total bases (436) ... in OU history, ranked first in career extra-base hits (107) and on-base percentage (.546), third in batting average, fourth in runs, walks and RBI and sixth in total bases

**2014 (Junior)**

Played in and started 39 games (35 at first base, four at DP) ... missed 23 games, from March 9 to April 23, due to a back injury suffered March 13, and missed two games from May 11-16 due to a partially torn PCL in her right knee ... led the team in on-base percentage and walks drawn ... drew 51 walks, the sixth-best total in Big 12 history and third best at OU ... on-base percentage of .585 was third best in OU annals ... slugged .811, the seventh-highest mark in OU history ... homered twice and tied season high in hits by going 3-4 with two runs scored and two RBI in the Super Regional vs. Tennessee (5/25) ... matched season high in hits by going 3-4 with a double and two RBI against Tennessee in the Super Regional (5/23) ... hit a two-run HR in an NCAA Regional game against Texas A&M (5/18) ... returned from a two-game absence and homered against Texas A&M in an NCAA regional game (5/17) ... homered for the second day in a row against Texas Tech (5/3) ... hit a solo home run, walked twice and scored twice against Texas Tech (5/2) ... hit a two-run double in first at-bat back from injury and finished 2-2 with a run scored and a walk against UAB (4/27) ... hit a solo homer in a 1-0 win over No. 20 Tulsa (3/9) ... homered, walked three times and scored three runs against Western Illinois (3/7) ... hit a pair of two-run homers and was 3-4 with four

runs scored vs. Liberty (3/7) ... tied a school record with five runs scored, drew four walks and was 2-3 with three RBI vs. Arkansas-Pine Bluff (2/28) ... hit a HR against Arkansas-Pine Bluff to become the Big 12 and OU career home run leader (2/28) ... drew a career-high four walks against Northwestern (2/21) ... tied career high with two stolen bases against SIU-Edwardsville (2/15) ... tied the school and Big 12 record for career home runs at 61 with a solo homer in the season opener vs. Kentucky (2/7)

**2013 (Sophomore)**

Started all 61 games at first base ... led the nation in home runs (30), home runs per game (0.49), slugging percentage (1.113) and runs per game (1.43), ranked second in OBP (.613) and RBI per game (1.38), fourth in walks per game (1.03) and eighth in batting average (.458) ... set school record single-season records for batting average, slugging percentage, on-base percentage, runs scored, RBI, total bases, walks drawn and extra-base hits and tied the mark for most home runs ... ranked ninth in school annals with 16 doubles ... in Big 12 play, led the conference in runs scored ... finished the season on a career-best 16-game hitting streak ... homered in a school record four straight games over weekend of March 8-9 and from April 7-14 ... hit .421 with a double, two triples and three home runs in the WCWS, including a walk-off home run in the 12th inning of Game 1 of the Championship Series against Tennessee ... drew three walks and scored twice vs. Texas A&M in the Super Regionals (5/24) ... in NCAA Regional, was 6-8 with 7 runs, two 2B, two HR, 13 RBI, four BB, a .846 OBP and 1.750 slugging ... went 6-8 with six runs scored, eight RBI and three HR in three-game series against Oklahoma State (5/10-12), including a two-HR game in the finale ... tied season high with four runs scored and homered vs. Iowa State (4/26) ... career-high four hits with three runs scored, two RBI and a home run vs. Texas Tech (4/14) ... 3-4 with two runs, two RBI and a HR at Texas Tech (4/13) ... hit a 3-run HR, finishing with four RBI, in a win over Baylor (4/5) ... homered, drove in three runs and walked twice at Cal State Fullerton (3/17) ... hit two home runs against Arizona (3/16) ... went 3-4 with two HR and 5 RBI vs. Drake (3/8) ... 2-2 with three runs, three RBI and a HR against Northern Colorado (3/8) ... 2-4 with two runs and career-high two doubles vs. Notre Dame (2/17) ... scored three runs against Kentucky (2/16) ... career-high two sto-





CHAMBERLAIN

len bases at San Diego State (2/15) ... drove in three and finished 1-2 with two runs and a HR vs. Oregon (2/9) ... career-high four runs scored to go with six RBI, two HR, two BB and a 2-2 day at the plate vs. Oregon State (2/8) ...reached in first 10 plate appearances of the season ... opened season on a 13-game hitting streak ... reached base in each of the first 28 games of the year

#### 2012 (Freshman)

Set Big 12 single-season home run record (30) ... Was second in the nation with 30 home runs, sixth with 1.22 RBI per game and ninth with a school-record .878 slugging percentage ... Three-time Big 12 Player of the Week (3/13, 4/3, 5/14), the first freshman in Big 12 history to win three times ... Ranked No. 2 in OU single-season annals in walks drawn (68), RBI (78) and extra-base hits (41) ... Third-most total bases in an OU season (172) ... Started all 64 games ... Led team in RBI (78), runs scored (68) and total bases (172) ... Second-most walks on team (31) ... Third on OU in batting average (.357), hits (70), doubles (10) and stolen bases (9) ... Fourth on team in on-base percentage (.454) ... Hit .333 in the NCAA postseason with 5 home runs and 15 RBI, slugged .833 and added a .429 OBP ... Recorded seven multi-HR games ... Enjoyed 19 multi-hit games, including four 3-hit games ... Had 20 multi-RBI games, including 12 with 3+ RBI and five with 4+ RBI ... Career-high seven RBI thanks to a pair of home runs vs. Indiana (3/9) ... Made Sooners debut and picked up first hit and home run of career against CSU Bakersfield (2/10).

#### High School

Prepped at El Toro High School in Lake Forest, Calif., under head coach Jim Daughterty ... hit .512 as a junior, driving in 39 runs on 42 hits ... recorded 35 runs, 17 of those home runs ... 2010 High School UnderArmour All-American ... MaxPreps All-American ... Cal-Hi Sports All-American ... Orange County Register Player of the Year ... co-most valuable player of the Sea View League ... all-state underclassmen first team ... all-state first team ... state junior player of the year ... team co-captain ... team's offensive most valuable player for three consecutive seasons ... two-time all-league first team and all-CIF first team ... second team all-state as a sophomore ... second team all-league as a freshman.

#### Junior National Team

Member of the 2010-11 United States Junior Women's National team ... named the 2010 USA Softball Athlete of the Year for the Junior Women's National Team ... team won 2010 Pan American Championship to qualify for 2011 Junior Women's World Championship in South Africa ... played on team with current Sooner Destinee Martinez ... led team with a .640 batting average at the qualifier (16-for-25) ... drove in 13 runs and scored 12 ... had seven doubles, two triples and two home runs to produce a 1.320 slugging percentage ... was a perfect 6-for-6 in stolen base attempts ... USA Softball's nominee for the United States Olympic Committee's Female Athlete of the Month (August 2010) ... finished third in the voting, the highest placing for a junior athlete ... teamed with OU teammate Destinee Martinez to help the U.S. win the 2011 International Softball Federation (ISF) Junior Women's World Championship ... played in 10 of the American's 11 games at the event ... led the U.S. team in home runs with two and in fielding percentage.

#### Travel Ball

Played for the Worth Firecrackers 18U GOLD based out of Huntington Beach, Calif., ... team is coached by Tony Rico ... team went 62-12 during 2010 season ... won Colorado Fireworks Tournament ... Canada Cup champion ... team placed third at the 2009 ASA GOLD Nationals in Oklahoma City ... won Colorado Fireworks Tournament ... runner-up at Champions Cup ... played on 2009 Worth team with former Sooner All-American Jessica Shults.

#### Personal

Born Lauren Chamberlain in Orange, Calif. ... daughter of Patrick and Pam Chamberlain ... has a younger sister, Danielle ... majoring in communication.



CHAMBERLAIN



# 12

**Callie Parsons**  
**Pryor, Okla.**  
**Pryor HS**

OF	L/L	5-4	SR
----	-----	-----	----

Year	AVG	GP-GS	AB	R	H	2B	3B	HR	RBI	TB	SLG	BB	HP	SO	GDP	OBP	SF	SH	SB-ATT
2012	.000	51-0	7	24	0	0	0	0	1	0	.000	1	0	2	0	.125	0	0	0-1
2013	.291	58-29	86	24	25	3	0	0	19	28	.326	16	1	15	0	.400	2	1	4-6
2014	.269	62-34	104	23	28	3	0	1	9	34	.327	7	1	18	0	.321	0	1	4-4
<b>TOTAL</b>	<b>.269</b>	<b>171-63</b>	<b>197</b>	<b>71</b>	<b>53</b>	<b>6</b>	<b>0</b>	<b>1</b>	<b>29</b>	<b>62</b>	<b>.315</b>	<b>24</b>	<b>2</b>	<b>35</b>	<b>0</b>	<b>.351</b>	<b>2</b>	<b>2</b>	<b>8-11</b>

**Career**

Named to the 2013 WCWS All-Tournament Team ... 2014 and 2013 Academic All-Big 12 First Team

**2014 (Junior)**

Played in 62 of 64 games with 34 starts (22 in RF, 12 in CF) ... hit the first home run of her career with an inside-the-park homer against Louisiana-Lafayette in the WCWS (5/31) ... doubled and tied a career high by scoring twice in the Super Regional vs. Tennessee (5/23) ... tied a career high with three hits and scored a run against Texas A&M in an NCAA Regional (5/18) ... went 2-4 with a run scored vs. Texas A&M in the NCAA Regional (5/17) ... drove in a run and scored another going 1-2 with a walk against Bryant in the NCAA Regional (5/16) ... tied season high in hits and matched career high in runs scored by going 2-3 with two runs scored against Oklahoma State (5/11) ... hit a two-run single against Central Arkansas (4/22) to match a season high in RBI ... finished 1-3 with a run scored in back-to-back games at Baylor (4/12-13) ... went 2-4 and had the game-winning walk-off single against Nebraska (3/1) ... drove in two runs and scored twice vs. Arkansas-Pine Bluff (2/28) ... perfect 2-2 at the plate vs. Syracuse (2/22) ... went 1-3 with two runs scored against Oregon State (2/20) ... was hit by a pitch, stole a base and scored a run vs. Boise State (2/20) ... stole a base against SIU-Edwardsville (2/15) ... scored a run vs. Illinois State (2/14)

**2013 (Sophomore)**

Played in 58 games with 29 starts (27 in OF, two as DP) ... hit .308 in the WCWS with five RBI ... hit game-tying double in the bottom of the 11th against Tennessee in Game 1 of the Championship Series at the WCWS (6/3) ... career-high three RBI in 2-3 day against Texas in the WCWS (6/1) ... matched career high with two runs scored against both Marist (5/17) and Arkansas (5/18) in the NCAA Regional ... scored a career-high two runs in game two of a doubleheader at Kansas (5/5) ... collected a run and hit in each game of Iowa State series (4/26-28) ... perfect 2-2 at Texas with an RBI single, walk and stolen base (4/19) ... drove in two runs, hitting first double of career at Texas Tech (4/14) ... hit a two-run, walk-off single against Baylor (4/9) ... went 2-3 with two RBI, a walk, a stolen base and a run scored at Wichita State (3/27) ... 1-1

with a stolen base and run scored vs. North Carolina State (3/15) ... career-best 3-3 performance with a run scored and one walk vs. Northwestern (2/10) ... walked three times and had an RBI vs. New Mexico (2/9) ... collected first hit of career against Oregon State (2/8)

**2012 (Freshman)**

Played in 51 games, mostly as a pinch runner ... appeared in 8 of 11 postseason games with one run scored in the Regional against Tulsa (5/19) ... scored first run of career against Virginia Tech (2/17) ... drove in a run vs. Weber State (2/11) ... made Sooners debut against CSU Bakersfield (2/10).

**High School**

Played at Pryor (Okla.) High School under head coaches Gerald Osborn and Matt Davis ... earned four varsity letters in softball ... named to the all-state team as a senior ... hit .458 as a senior, driving in 27 runs and stealing 22 bases ... hit .420 for her career with 115 RBI, four home runs and 81 stolen bases ... posted a career .987 fielding percentage in the outfield ... all-conference selection all four years of high school ... team's most valuable player in 2009-10 ... two-time offensive player of the year ... team won Metro Lakes Conference title in 2010 ... team won three Verdigris Valley Conference titles from 2007-09 ... two-time regional champions ... also lettered in track and basketball ... member of the National Honor Society ... received achievement awards in algebra, biology and geometry.

**Travel Ball**

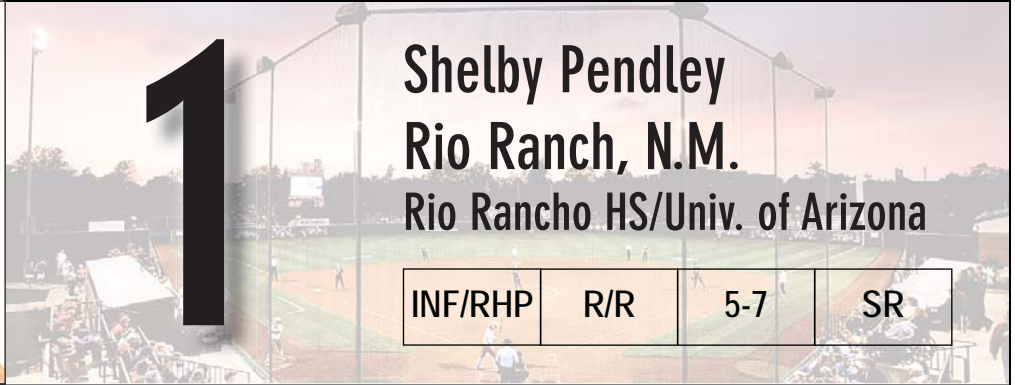
Played for the Wichita (Kan.) Mustangs under head coach Mark Griggs.

**Personal**

Born Callie Danae Parsons in Claremore, Okla. ... daughter of Gary and Lori Parsons ... sister, Cori Rae Grayson, attended law school at Oklahoma ... has two other siblings, older brother, Kent Grayson and older sister, Katie ... grandfather, Dresdon Mayo Hemperley, played baseball at Oklahoma State ... majoring in health and exercise science.

# PARRSONS





# Shelby Pendley

## Rio Ranch, N.M.

### Rio Rancho HS/Univ. of Arizona

INF/RHP	R/R	5-7	SR
---------	-----	-----	----

Year	AVG	GP-GS	AB	R	H	2B	3B	HR	RBI	TB	SLG	BB	HP	SO	GDP	OBP	SF	SH	SB-ATT
2012*	.331	57-57	172	39	57	7	0	19	55	121	.703	22	2	38	2	.413	0	0	1-1
2013	.357	61-61	171	57	61	15	1	22	73	144	.842	43	2	43	0	.488	1	1	6-7
2014	.430	64-64	193	67	83	18	2	19	76	162	.839	40	1	28	0	.530	0	1	13-13
<b>Career</b>	<b>.375</b>	<b>182-182</b>	<b>536</b>	<b>163</b>	<b>201</b>	<b>40</b>	<b>3</b>	<b>60</b>	<b>204</b>	<b>427</b>	<b>.797</b>	<b>105</b>	<b>5</b>	<b>109</b>	<b>2</b>	<b>.481</b>	<b>1</b>	<b>2</b>	<b>20-21</b>

\* - at Arizona

Year	ERA	W-L	APP	GS	CG	SHO	SV	IP	H	R	ER	BB	SO	B/AVG
2014	2.08	2-1	23	2	1	1/5	4	40.1	27	12	12	19	34	.191
<b>Career</b>	<b>2.08</b>	<b>2-1</b>	<b>23</b>	<b>2</b>	<b>1</b>	<b>1/5</b>	<b>4</b>	<b>40.1</b>	<b>27</b>	<b>12</b>	<b>12</b>	<b>19</b>	<b>34</b>	<b>.191</b>

#### Career

2014 NFCA First-Team All-American ... 2013 NFCA Second-Team All-American ... member of 2014 WCWS All-Tournament Team ... 2013 Big 12 Player of the Year ... 2014 first-team All-Region and 2013 second-team All-Region ... Two-time All-Big 12 First Team ... 2014 All-Big 12 Defensive Team ... three-time Big 12 Player of the Week (2014: 4/29; 2013: 4/30, 4/16, 3/12) ... 2012 All-Pac-12 First Team at Arizona ... 2014 Academic All-Big 12 First Team

#### Record Book

Ended the 2014 season ranked 14th in NCAA history with a .797 career slugging percentage ... in Big 12 history, holds the second-best slugging mark at .841 and fifth-best batting average at .396 ... in OU annals, holds the second best career batting average and slugging percentage, third-highest on-base percentage (.510), eighth-most home runs (41) and 10th-most extra-base hits (77)


#### 2014 (Junior at Oklahoma)

Started all 64 games (62 at third base, 2 at pitcher) ... led the Big 12 in batting average, hits, runs, home runs, doubles, RBI, total bases, on-base percentage and slugging percentage ... posted the fourth-most runs, fifth-most RBI and total bases and eighth-highest slugging percentage in Big 12 single-season history ... in OU single-season history, finished fourth in runs and extra-base hits, fifth in doubles, RBI, slugging percentage and total bases, seventh in homers, eighth in average and OBP and 10th in hits ... led OU in nearly every major offensive category ... hit solo home runs against Alabama (5/29) and Oregon (5/31) at the WCWS ... hit a two-run homer in the Super Regional against Tennessee (5/23) ... homered twice, drove in four runs, scored three times and walked twice in 2-3 day and got the win in relief against Texas A&M in the NCAA Regional (5/17) ... tied career high in hits going 4-4, with a HR and double, drove in three and scored twice against Bryant in the NCAA Regional (5/16) ... doubled twice, drove in two runs, scored twice and was 3-4 at the plate and threw an inning of scoreless

relief with two strikeouts against Oklahoma State (5/11) ... threw a two-hit shutout and tied a career high with five strikeouts in her first career start against Texas Tech (5/4), also was 2-3 at the plate with three runs scored and three RBI ... scored twice and pitched an inning of scoreless relief at Arkansas (4/30) ... earned the save and tied a career-high 3.0 innings pitched with two strikeouts and two hits allowed against UAB (4/27) ... tied a school record with two triples and drove in five runs with two runs scored in game two of a doubleheader against UAB (4/26) ... hit a grand slam and recorded a career-high five strikeouts in 2.0 innings to combine on a shutout of Central Arkansas (4/22) ... earned the save with three strikeouts and no hits allowed in 2.0 innings of relief in game one of a doubleheader against Wichita State (4/8) ... was 3-4 with three RBI and a home run in game one of a doubleheader against Kansas (4/5) ... stole two bases in a game for the first time in her career and walked twice against Kansas (4/4) ... hit a solo home run against Oklahoma State (4/2) ... hit a three-run homer and pitched 1.0 innings of scoreless relief at Iowa State (3/28) ... was 2-2 with a run scored, a walk and a stolen base and struck out two batters with the bases loaded to stop an LSU scoring threat, throwing a career-high 2.2 innings with a career-best two strikeouts to earn her first career save (3/23) ... hit a game-tying HR in the sixth inning, delivered a walk-off single in the seventh and also pitched 1.0 innings to beat LSU (3/22) ... hit a solo home run to extend hitting streak to a career-high 11 games and pitched 1.1 perfect innings in relief against Bradley (3/18) ... made collegiate pitching debut at Louisiana-Lafayette, throwing 2.0 hitless and scoreless innings with three walks and a strikeout ... homered twice and was 3-5 with three RBI, three runs scored and a stolen base against Liberty (3/7) ... set a school record with 10 RBI including a grand slam and a three-run HR, going 4-4 with four runs scored and two walks vs. Arkansas-Pine Bluff (2/28) ... tallied two RBI on 2-4 day with a run scored vs. Syracuse (2/22) ... went 2-3 with two walks and a double and tied career high with three runs scored vs. Northwestern (2/21) ... matched season

# PENNY





high with three RBI and was 3-4 with two doubles against Oregon State (2/20) ... tied a school record with three doubles, including a walk-off two-run double, vs. Michigan State (2/16) ... hit a three-run homer, part of 2-5 day with two runs scored against Illinois State (2/14) ... was 2-3 with two doubles, two runs scored and two runs driven in vs. Loyola Marymount (2/8) ... drove in season-high three runs and homered against Santa Clara (2/8) ... went 2-4 with two RBI and a home run in the opener against Kentucky (2/7)

**2013 (Sophomore at Oklahoma)**

First season at Oklahoma after transferring from Arizona ... started all 61 games (45 at 3B, 14 at SS, two as DP) ... ranked eighth in the country in home runs (22) and RBI per game (1.20), 10th in slugging percentage (.842) and 12th in home runs per game (0.36) ... home run total was third-best in OU single season history, and finished fourth in school annals in slugging percentage, fifth in RBI and extra-base hits, sixth in total bases and seventh in walks drawn ... during Big 12 play, led the league with 10 HR, 30 RBI, a 1.157 slugging percentage and 59 total bases, ranked second in doubles (5) and third in batting average (.431), runs (19) and hits (22) and fourth in OBP (.532) ... hit two homers and drove in five runs in the deciding game against Texas A&M in the Super Regionals (5/25) ... homered and drove in three runs against Arkansas in the NCAA Regional (5/19) ... was 3-4 with six RBI against Iowa State (4/27) ... hit a grand slam vs. Iowa State (4/26) ... hit two solo home runs and walked twice at Texas (4/21) ... drove in four runs, including a three-run HR, at North Texas (4/23) ... matched career high with three hits, scored twice, drove in six, hit a double and home run, walked and stole a base at Texas Tech (4/14) ... went 3-4 with 2 home runs, 3 RBI and 2 runs scored at Texas Tech (4/12) ... hit a solo home run, scored twice and walked twice vs. Baylor (4/7) ... hit a two-run double and solo HR vs. Baylor, finishing 2-4 with two runs and three RBI (4/6) ... homered and had three RBI vs. Pacific (3/15) ... hit two home runs and had four RBI with three runs scored vs. Drake (3/9) ... walked three times and scored three runs against Northern Colorado (3/9) ... homered twice, doubled, walked, scored twice and set season high with seven RBI vs. Northern Colorado (3/8) ... went 3-3 with a run, an RBI, a double and a stolen base vs. Florida State (2/23) ... drew three walks against Arizona (2/21) ... matched season high with three hits and drove in three runs vs. Notre Dame (2/17) ... went 1-3 with a HR, three RBI, two runs scored and a walk against Oregon (2/9) ... homered in her first AB as a Sooner vs. Stanford (2/8)

**2012 (Freshman at Arizona)**

Started all 57 games at SS ... fell two HR shy of the Arizona freshman record of 21 ... led the team in slugging and home runs and was second on the squad in batting average, RBI, total bases and runs scored ... 19 homers tied for 13th nationally ... notched 13 multi-hit games, including four three-hit contests ... led the team with 15 multi-RBI games including a season-best eight vs. North Dakota (2/17) ... team-best 10-game hitting streak (3/31-4/14) ... hit two home runs and a double and drove in a season-high eight runs against North Dakota (2/17) ... homered twice and had four RBI vs. College of Charleston ... Drove in five runs and was 3-for-5 with a walk-off home run to left field vs. UC Davis ... hit a home run in back-to-back at-bats against San Diego State (3/28), the latter of which ended the game for her first-career walk-off homer ... hit a home run against Stanford (4/1) that landed on top of the

roof Gittings Gym, a four story building that stands roughly 45 feet beyond right field ... Batted .556 with a double, a homer and a pair of RBI against Washington ... Batted .545 with a homer and four RBI against UCLA ... Tucson Regional: Went 2-for-9 with a home run and two RBI on the weekend ... Drew two walks and stole her only base of the season ... Norman Super Regional: Battled illness and injury but did not get a hit in four at-bats ... Drew a walk and was hit by a pitch in the series

**High School**

A four-time letter winner under coach Paul Kohman at Rio Rancho High School ... Her senior season was named team MVP ... As a senior, also voted all-conference, -city, -district, -region, and -state ... Cited as Athlete of the Year in high school.

**Personal**

Born Shelby Lynn Pendley ... Parents are Jerry and Jeri Pendley ... Has an older brother, Matthew, and a younger sister, Nicole, who will be a freshman at Oklahoma in 2015 ... Majoring in multidisciplinary studies with an emphasis in coaching and leadership.



# PENNY





27

Jessica Vest  
Hollister, Calif.  
San Benito HS

INF	R/R	5-4	SR
-----	-----	-----	----

Year	AVG	GP-GS	AB	R	H	2B	3B	HR	RBI	TB	SLG	BB	HP	SO	GDP	OBP	SF	SH	SB-ATT
2012	.111	62-53	27	17	3	0	0	0	2	3	.111	4	2	10	0	.273	0	6	2-3
2013	.276	56-46	29	13	8	2	0	3	14	19	.655	5	0	11	0	.371	1	2	3-5
2014	.230	55-38	74	14	17	0	0	0	10	17	.230	10	3	17	0	.345	0	3	7-9
<b>TOTAL</b>	<b>.215</b>	<b>173-137</b>	<b>130</b>	<b>44</b>	<b>28</b>	<b>2</b>	<b>0</b>	<b>3</b>	<b>26</b>	<b>39</b>	<b>.300</b>	<b>19</b>	<b>5</b>	<b>38</b>	<b>0</b>	<b>.335</b>	<b>1</b>	<b>11</b>	<b>12-17</b>

**Career**

Two-time Academic All-District honoree (2013, 2014) ... 2013 (4.00 GPA) and 2014 Academic All-Big 12 First Team

**2014 (Junior)**

Played in 55 games with 38 starts (37 starts at SS and 1 in RF) ... hit an RBI single against Oregon in the WCWS (5/31) ... made first start of career in RF and went 1-3 with a run scored, run driven in and a stolen base against Bryant in the NCAA Regional (5/16) ... tied a career high with two walks, stole a base and scored a run against Central Arkansas (4/22) ... walked and scored a run against Texas (4/17) ... tied a career high with two hits, also scored a run and drove in another, at Iowa State (3/30) ... season-high two RBI at Iowa State (3/29) ... hit an RBI single against Western Illinois (3/7) ... matched career high with two runs scored and was 1-1 in game two vs. Arkansas-Pine Bluff (2/28) ... went 2-2 with an RBI vs. Arkansas-Pine Bluff in game one (2/28) ... scored against UCLA (2/21) ... matched career high with two walks, drove in a run and scored against Northwestern (2/21) ... tied career high with two hits against Washington (2/16) ... career-high two stolen bases and two walks with a run scored and run driven in against SIU-Edwardsville (2/15)

**2013 (Sophomore)**

Played in 56 games with 46 starts (45 at SS and one at 2B) ... hit an RBI single vs. Iowa State (4/28) ... RBI double at Texas (4/20) ... drove in two runs vs. Baylor (4/5) ... hit two home runs, scored twice and set career high with seven RBI at Wichita State (3/27) ... went 2-2 with an RBI double vs. Louisville (3/23) ... hit first home run of career against Arizona (2/21) ... scored two runs against Oregon State (2/8)

**2012 (Freshman)**

Played in 62 games with 53 starts, mostly at shortstop ... Appeared in all 11 postseason games, scoring 3 runs ... Led team with 91 assists ... Stole two bases on the year, vs. LSU (3/3) and vs. Texas (5/6) ... Picked up first hit of career against UC-Davis (2/23) ... Drove in season-best two runs vs. Virginia Tech (2/17) ... Made OU debut against CSU Bakersfield (2/10)

**High School**

Played for head coach Scott Smith at San Benito High School in Hollister, Calif. ... earned four varsity letters in softball ... has played at both shortstop and catcher ... team has won three straight CCS championships ... named team's most valuable player as a junior ... also named defensive player of the year ... first team all-state and all-league selection as a junior ... Hollister Freelance Spring Girl Athlete of the Year ... Team captain ... Haybalers went 25-4 in 2010 and 10-2 in Tri-County Athletic League play ... team also won league title as a freshman ... 2010 first team all-state by Cal Hi-Sports and first team all-league ... hit .352 as a junior ... had 31 hits, 27 runs scored and 27 runs batted in ... had 10 multiple-hit games as a ... hit .444 in the postseason and had five RBI and three runs scored in three playoff games ... hit for the cycle on May 6 against Alisal ... earned coaches' award as a sophomore ... First team all-league honors ... named second team all-league and most improved player as a freshman ... female athlete of the year ... McDonald's Player of the Week ... named most valuable player in basketball and volleyball ... has earned varsity letters in volleyball and tennis ... volleyball won league championship as a freshman ... participated in basketball as a freshman ... three-time scholar athlete.

**Travel Ball**

Played for the San Jose Sting 18U GOLD under head coach Haley Woods this past fall ... won 2009 ASA 18U GOLD National Championship with the Sorcerer GOLD under head coach Phil Mumma ... Sorcerer earned fifth at the 2010 Premier Nationals ... played on 2009 team with former Sooner teammate Keilani Ricketts.

**Personal**

Born Jessica Nicole Vest in San Jose, Calif. ... daughter of Ken and Wendy Vest ... sister, Katie, was a member of the rodeo team at West Hills College ... also has an older brother, Garrett ... cousin, Marty Winchester, played baseball at Long Beach City College and for the San Diego Padres and Seattle Mariners minor league systems ... a pre-nursing and a multidisciplinary studies major with an emphasis in health and society.

# V E S T





13

Whitney Ellis  
Yukon, Okla.  
Yukon HS

C	R/R	5-10	JR
---	-----	------	----

Year	AVG	GP-GS	AB	R	H	2B	3B	HR	RBI	TB	SLG	BB	HP	SO	GDP	OBP	SF	SH	SB-ATT
2013	.150	22-0	20	4	3	0	0	1	2	6	.300	1	1	8	0	.227	0	0	0-0
2014	.295	64-64	176	40	52	10	1	10	50	94	.534	21	4	26	0	.381	1	2	5-6
<b>TOTAL</b>	<b>.281</b>	<b>86-64</b>	<b>196</b>	<b>44</b>	<b>55</b>	<b>10</b>	<b>1</b>	<b>11</b>	<b>52</b>	<b>100</b>	<b>.510</b>	<b>22</b>	<b>5</b>	<b>34</b>	<b>0</b>	<b>.366</b>	<b>1</b>	<b>2</b>	<b>5-6</b>

**Career**

2014 All-Region Second Team ... 2014 All-Big 12 Second Team ... named Big 12 Player of the Week (3/11/14)

**2014 (Sophomore)**

Started all 64 games at catcher, one of four Sooners to start every contest ... threw out 15 of 25 would-be basestealers and also had six pickoffs ... went 2-4 with a double and home run, scored twice and drove in three runs against Bryant in an NCAA Regional game (5/16) ... hit a grand slam at the end of a 13-pitch at-bat against Texas Tech (5/4) ... was 2-3 with a home run and RBI single against Texas (4/19) ... drove in three runs, including two on the first triple of her career, at Baylor (4/13) ... homered and scored twice against Kansas (4/4) ... finished a career-best 4-4 with three RBI, a double and two runs scored at Iowa State (3/29) ... went 2-3 with two runs scored, three RBI, a double and a home run at Louisiana-Lafayette (3/14) ... drove in four runs, was 2-3 at the plate with a home run and a walk and hit a walkoff, two-run single to beat Western Illinois (3/7) ... tallied three hits and drove in three runs against Liberty (3/7) ... hit two home runs, including a walk-off homer, and was 3-4 with three runs scored, five RBI and a stolen base vs. Louisiana Tech (3/4) ... hit the game-tying double in the bottom of the seventh inning to help set up a comeback win against Nebraska (3/1) ... had two RBI against Arkansas-Pine Bluff (2/28) ... drove in two runs against Northwestern (2/21) ... hit a grand slam against Boise State (2/20) ... was 2-2, including a solo home run, scored twice and stole the first base of her career against SIU-Edwardsville (2/15) ... went 1-2 with a double, a run scored and two walks against Illinois State (2/14) ... made first start of career in season opener against Kentucky (2/7)

**2013 (Freshman)**

Played in 22 games ... singled against Arkansas in the NCAA Regional (5/19) ... walked and collected a hit against Iowa State (4/26) ... first hit of career was a solo HR at Wichita State (3/27) ... scored two runs vs. New Mexico (2/9) ... made Sooners debut against Oregon (2/9), driving in one run on a fielder's choice

**High School**

Played for head coach Jennifer Andrews at Yukon HS ... has earned four varsity letters in softball ... two-time team captain ... named all-state in 2011 ... 2011 district player of the year ... all-conference in 2009 and 2010 ... helped lead team to 2010 6A State Title ... team won regional championship in 2009 and 2010 ... state tournament semi-finalist in 2009 ... conference co-champion in 2009 ... had 50 hits with a .442 average her junior year ... drove in 52 runs with the help of 13 home runs ... had a fielding percentage of .987.

**Travel Ball**

Played for the Oklahoma Exclusive Gold out of Midwest City, Okla., for four years under head coach Donnie Hughes ... had 61 hits, 53 runs scored, 62 runs batted in, 12 home runs, four stolen bases and a batting average of .391 in the summer of 2011 ... team was 18&under Gold National Qualifier in both 2010 and 2011 ... placed seventh at the 2010 Colorado Fireworks 18& under gold and 12th at the 2011 Colorado Fireworks 18& under gold.

**Personal**

Full name - Whitney Shaelyn Ellis ... daughter of Curt and Audrey Ellis ... has one sister, Madison ... majoring in marketing



**ELITE**



21

Taylor Hodges  
McAlester, Okla.  
McAlester HS

RHP	R/R	5-6	JR
-----	-----	-----	----

Year	ERA	W-L	APP	GS	CG	SHO	SV	IP	H	R	ER	BB	SO	B/AVG
2013	1.62	1-0	3	0	0	0/0	0	4.1	6	2	1	0	4	.300
2014	4.55	3-0	13	1	0	0/0	0	20.0	24	14	13	4	7	.312
<b>TOTAL</b>	<b>4.03</b>	<b>4-0</b>	<b>16</b>	<b>1</b>	<b>0</b>	<b>0/0</b>	<b>0</b>	<b>24.1</b>	<b>30</b>	<b>16</b>	<b>14</b>	<b>4</b>	<b>11</b>	<b>.309</b>

**2014 (Sophomore)**

Appeared in 13 games with one start ... made the first start of her career and got the win after tying a career high with 4.0 innings pitched and matching a season high with two strikeouts against UAB (4/27) ... threw 1.1 innings of scoreless relief at Iowa State (3/29) ... season-high two strikeouts against Liberty (3/7) ... got the win in relief against Arkansas-Pine Bluff (2/28) ... made season debut with career-high 4.0 no-hit innings to earn the win in relief against Illinois State (2/14)

**Travel Ball**

Played three years for the Oklahoma Diamond Girls under coaches Jeff Allen and Randy Miller ... played with fellow Sooners Erin Miller and Paris Townsend ... team finished seventh at the 2010 ASA-USA 16U Nationals in College Station, Texas ... team took fourth at the 2010 Colorado Fireworks Tournament ... had a summer pitching record of 26-5 with an ERA of 1.20 in 162.67 innings pitched ... finished the summer with 123 strikeouts ... had a fielding percentage of .943.

**2013 (Freshman)**

Appeared in three games ... threw 1.2 scoreless innings against Iowa State (4/26) ... pitched 1.0 inning at Wichita State (3/27), allowing 1 hit, 1 unearned run and striking out 1 ... made Sooners debut against New Mexico (2/9), throwing 1.2 innings with 2 hits and 1 earned run allowed and 3 strikeouts.

**Personal**

Full name is Taylor Victoria Hodges (nee Dewbery) ... got married prior to the start of the 2015 season ... daughter of Victor Dewbery and Angie Brown .. has three sisters - Meghan Dewbery and Ally and Delaney Edwards ... chose OU over Washington, Kansas, Florida State and Tulsa ... majoring in elementary education

**High School**

Earned four varsity softball letters at McAlester High School under head coach Jackie Cumbie ... team captain for three years ... 2011-12 all-state, all-region and all-district ... 2011-12 district pitcher of the year ... led team to 5A state runner-up finishes in 2009 and 2010 ... state quarterfinalist in 2008 and state semifinalist in 2011... was invited to the 2010 USA Junior Olympic Team tryouts and named an alternate following the event ... hit for an average of .430 her senior year with 49 hits and 59 runs batted in with 13 home runs and 16 runs scored ... pitched 233 2/3 innings with an ERA of 1.05 and 314 strikeouts ... ended the year with a 30-9 pitching record and a fielding percentage of .912 ... four-year member of the Superintendent Honor Roll with a 4.02 grade point average ... member of the Natioinal Honor Society.

# HODGES





48

Erin Miller  
Tulsa, Okla.  
Jenks HS

OF	L/R	5-5	JR
----	-----	-----	----

Year	AVG	GP-GS	AB	R	H	2B	3B	HR	RBI	TB	SLG	BB	HP	SO	GDP	OBP	SF	SH	SB-ATT
2013	.304	41-3	23	13	7	2	0	0	5	9	.391	3	2	7	0	.414	1	0	2-2
2014	.250	57-38	120	28	30	5	2	3	24	48	.400	15	6	26	0	.359	1	3	5-8
<b>TOTAL</b>	<b>.259</b>	<b>98-41</b>	<b>143</b>	<b>41</b>	<b>37</b>	<b>7</b>	<b>2</b>	<b>3</b>	<b>29</b>	<b>57</b>	<b>.399</b>	<b>18</b>	<b>8</b>	<b>33</b>	<b>0</b>	<b>.368</b>	<b>2</b>	<b>3</b>	<b>7-10</b>

**2014 (Sophomore)**

Played in 57 games with 38 starts (26 RF, 7 in LF and 5 at DP) ... walked twice, scored a run and a stole a base against Alabama in the WCWS (5/29) ... went 2-4 with an RBI single against Tennessee in the Super Regional (5/25) ... hit a sacrifice fly, walked and stole a base in the Super Regional against Tennessee (5/23) ... hit an RBI double, scored twice and tied a career high with two walks in an NCAA Regional game (5/18) ... hit a two-run homer against Oklahoma State (5/11) to break an 0-17 slump ... went 2-4 with two runs scored and three RBI at Louisiana-Lafayette (3/14) ... tied career high with three hits and four RBI, going 3-5 with three runs scored and a grand slam against Liberty (3/7) ... scored a career-high four runs and was 2-4 with two RBI and two walks vs. Arkansas-Pine Bluff (2/28) ... hit a double and a triple against UCLA (2/21) ... drove in two runs and scored against Oregon State (2/20) ... was 2-3 with two runs scored and a grand slam, the first homer of her career, for a career-high four RBI against Boise State (2/20) ... hit the first triple of her career and scored a run versus SIU-Edwardsville (2/15) ... walked and scored a run against Illinois State (2/14) ... drove in a run on a sac bunt vs. Loyola Marymount (2/8) ... went 1-3 with a run scored against Santa Clara (2/8)

**2013 (Freshman)**

Played in 41 games with three starts (2 in OF, 1 as DP), serving mostly as a pinch-runner ... drove in two runs and was 1-1 with a walk and HBP against Iowa State (4/26) ... went 1-2 with a run and RBI as the DP at Texas Tech (4/14) ... doubled and drove in a run vs. Drake (3/9) ... went 2-3 with two RBI, a double and a stolen base at San Diego State (2/15) ... collected first hit and first run of career against Oregon (2/9) ... stole a base in her Sooners debut vs. Stanford (2/8)

**High School**

Played at Jenks High School under head coach Jeff Owens ... has earned four varsity softball letters in fastpitch and three in slowpitch ... named to the 2011 Oklahoma High School Fastpitch Softball Coaches Association All-State Team ... 2011 Frontier Valley Conference Slowpitch Offensive Player of the Year ... named to the 2011 District 6A-3 All-District First Team ... Tulsa World All-Metro First Team in 2010 ... 2009 and 2010 Frontier Valley All-Conference First Team ... 2009 Tulsa World All-Metro Second Team ... 2008 Frontier Valley All-Conference Honorable Mention ... 2011 6A Slowpitch State Champion ... 2010 6A Fastpitch State Runner-Up ... 2010 and 2011 Regional Fastpitch Champion ... 2009 6A Slowpitch State Runner-Up ... 2009, 2010 and 2011 6A Slowpitch Regional Champions ... named Academic All-Conference and Academic All-District four times ... named to Superintendent's Honor Roll four times ... led team in 2011 with a batting average of .541 despite missing the first 12 games of the season with an injury ... scored 39 runs on 53 hits ... also drove in 53 runs while hitting five home runs and stealing three bases ... had a fielding percentage of .947.

**Travel Ball**

Played eight years for the Oklahoma Diamond Girls under coaches Jeff Allen and Randy Miller ... lead the 2011 team with a .500 batting average ... had 62 hits, 44 runs scored, 39 runs batted in, four home runs and seven stolen bases ... had a fielding percentage of .975 ... team finished seventh at the 2010 ASA-USA 16U Nationals in College Station, Texas ... team took fourth at the 2010 Colorado Fireworks Tournament ... played with fellow signees Taylor Dewbery and Jules and Paris Townsend.

**Personal**

Full name is Erin Miller ... daughter of Randy and Gina Miller ... has one sister, Andrea McKee ... grandfather, Jim Johnson, played baseball at Missouri State University ... chose Oklahoma over Arizona State, Florida State, Arkansas, Oklahoma State and Tulsa ... Majoring in visual communication.





**MILLER**



33

Leslie Miller  
Blanchard, Okla.  
Blanchard HS

RHP	R/R	5-10	JR
-----	-----	------	----

Year	AVG	GP-GS	AB	R	H	2B	3B	HR	RBI	TB	SLG	BB	HP	SO	GDP	OBP	SF	SH	SB-ATT
2013	.222	19-3	18	1	4	0	0	1	4	0	.389	5	2	9	0	.440	0	0	0-0
2014	.275	50-38	80	19	22	3	0	4	24	37	.463	30	3	36	0	.487	0	0	1-1
<b>TOTAL</b>	<b>.265</b>	<b>69-41</b>	<b>98</b>	<b>20</b>	<b>26</b>	<b>3</b>	<b>0</b>	<b>5</b>	<b>28</b>	<b>44</b>	<b>.449</b>	<b>35</b>	<b>5</b>	<b>45</b>	<b>0</b>	<b>.478</b>	<b>0</b>	<b>0</b>	<b>1-1</b>

Year	ERA	W-L	APP	GS	CG	SHO	SV	IP	H	R	ER	BB	SO	B/AVG
2013	7.64	1-0	4	0	0	0/1	0	3.2	7	4	4	2	4	.389
2014	3.40	5-0	13	2	0	0/2	0	22.2	33	15	11	7	12	.347
<b>TOTAL</b>	<b>3.99</b>	<b>6-0</b>	<b>17</b>	<b>2</b>	<b>0</b>	<b>0/3</b>	<b>0</b>	<b>26.1</b>	<b>40</b>	<b>19</b>	<b>15</b>	<b>9</b>	<b>16</b>	<b>.354</b>

**2014 (Sophomore)**

Played in 50 games with 38 starts (35 at DP, 2 at P and 1 in RF) ... had a career-high four RBI, including a three-run HR, and was 2-3 with two runs scored against Texas Tech (5/4) ... scored a career-high two runs and was 1-2 with an RBI and walk at Arkansas (4/30) ... hit a two-run home run at Baylor (4/11) ... hit and RBI double and drew a bases-loaded walk while also throwing a career-high 4.0 innings with three strikeouts to earn the win in game two of a doubleheader against Wichita State (4/8) ... drew a career-high three walks in game one of a doubleheader against Kansas (4/5) ... was 2-3 with a run scored against Kansas (4/4) ... improved to 4-0 by throwing 2.1 innings of relief with one strikeout and one unearned run allowed at Iowa State (3/29) ... matched career high with two hits, including a double, and threw 1.0 perfect inning at Iowa State (3/28) ... tied a career high with two walks drawn vs. LSU (3/23) ... walked and scored the game-winning run in a walk-off win against LSU (3/22) ... recorded a three-run HR, finishing 1-2 with a run scored and a walk vs. Bradley (3/18) ... got the win in relief and matched a season high by striking out two in 2.0 innings against Liberty (3/7) ... threw 3.0 innings in relief to get the win in game one vs. Arkansas-Pine Bluff ... drove in two runs vs. Northwestern (2/21) ... drew a bases-loaded walk against Boise State (2/20) ... walked, drove in a run and pitched 2.0 shutout innings in relief to earn the win vs. SIU-Edwardsville (2/15) ... drove in a run against Illinois State (2/14) ... hit a two-run homer against Pittsburgh (2/9)

**2013 (Freshman)**

Played in 19 games with 3 starts as the designated player ... threw 1.1 innings of relief against Iowa State (4/26) ... pinch-hit RBI single at Texas Tech (4/12) ... hit first home run of career, a two-run shot, at Wichita State (3/27) ... went 1-1 vs. Penn State (3/17) ... collected first hit of career vs. Northern Colorado (3/8) ... walked twice vs. Northwestern (2/10) ... drove in first run of career vs. Oregon State (2/8) ... made Sooners debut against Stanford (2/8)

**High School**

Earned four varsity softball letters at Blanchard High School under head coach Larry Weaver ... led team to the 2011 and 2009 Class 4A State titles ... four-time All-Conference ... three-time Sooner Conference Player of the Year ... 2008 Sooner Conference Newcomer of the Year ... three-time little city pitcher of the year ... 2011 first team all-state ... four-time class 4A all-star team member ... named The Oklahoman's Player of the Week on Sept. 21 after throwing a pair of perfect games while allowing just one run in four games and hitting four home runs of her own ... held a 2011 pitching record of 32-1 with an ERA of 0.53 ... struck out 319 in 140 innings pitched and finished with the year with 18 shutouts and five perfect games ... had a senior year batting average of .586 with 49 hits and 39 runs batted in ... hit 12 home runs as a senior including three in the state tournament ... also lettered in basketball one year, helping team to a regional championship.

**Travel Ball**

Played five years for the Oklahoma Force under head coach Jeff Coil ... had a record of 31-4 in the circle over the summer of 2011 ... had 288 strikeouts in 179 innings pitched with an ERA of 0.96 ... recorded a batting average of .445 with 77 hits, 71 runs batted in, 16 home runs and five stolen bases ... helped lead team to a top-10 finish at the ASA Nationals ... team won Hall of Fame, ASA State and USSSA State championships ... led team to 18A World Series runner-up.

**Personal**

Full name is Leslie Ann Miller ... daughter of Kris and Joe Miller ... has one sister, Lauren ... chose OU over Oklahoma State and Texas A&M ... father attended OU ... uncle, Billy Hammon, was an NAIA All-American in football at East Central University ... majoring in biology

# MILLER





9

## Tori Nirschl

### Carlsbad, Calif.

### Carlsbad HS/Univ. of Pittsburgh

OF

L/L

5-8

JR

Year	AVG	GP-GS	AB	R	H	2B	3B	HR	RBI	TB	SLG	BB	HP	SO	GDP	OBP	SF	SH	SB-ATT
2013	.333	48-48	156	35	52	8	3	11	27	99	.635	20	3	39	0	.417	1	0	0-2
2014	.287	44-44	129	26	37	5	1	8	21	68	.527	22	3	28	0	.403	0	0	7-9
<b>TOTAL</b>	<b>.259</b>	<b>92-92</b>	<b>285</b>	<b>61</b>	<b>89</b>	<b>13</b>	<b>4</b>	<b>19</b>	<b>48</b>	<b>167</b>	<b>.586</b>	<b>42</b>	<b>6</b>	<b>67</b>	<b>0</b>	<b>.410</b>	<b>1</b>	<b>0</b>	<b>7-11</b>

#### Career

2014 and 2013 All-ACC Third Team ... 2013 Big East Rookie of the Year ... named to Big East Honor Roll (4/5/13 and 3/4/13)

#### 2014 (Sophomore at Pitt)

Finished career ranked fifth all-time in Pitt career homers (19) ... started all 44 games ... led the Panthers in runs scored and walks ... posted team's second highest batting average, home run and hit total ... brilliant in ACC play, batting .352 plus tallying 19 of her 21 RBI and all eight of her home runs in league action ... chalked up eight multi-RBI games and nine multi-hit games ... walked a season-high four times in the second game of a doubleheader on 2/7 at Bakersfield ... swiped two bags and went 1-for-3 with a pair of runs scored versus Binghamton ... went 2-for-4 with a double against Kentucky ... went 1-for-3 with two RBI and a home run in the second game against NC State ... was 5-for-9 with two home runs, a double, and six RBI in a combined three-game series win over Virginia ... went 4-for-7 with four RBI, five runs scored, two long-balls, and four walks during her monster three-game set versus Syracuse ... homered in back-to-back games twice (3/29 DH vs. Virginia, 5/3-4 vs. Maryland) ... was 2-for-3 with a triple against Georgia Tech ... went 2-for-4 with a home run in the season finale against Maryland.

#### 2013 (Freshman at Pitt)

Started all 48 games ... led the team in at bats, average, hits, runs, triples, home runs, walks, total bases, slugging and on base percentage ... tied for fourth in the Big East with 11 homers ... had 13 multi-hit games and six multi-RBI games ... went 2-for-4 with a home run against No. 10 Texas A&M ... was 1-for-3 with an RBI double against No. 23 North Carolina ... went 1-for-3 with three RBI and two runs against Dayton, including a two-run HR in the sixth to tie the game ... went 3-for-4 with two runs against James Madison ... went 1-for-2 with a double, two walks, and three runs against LIU Brooklyn ... was a double shy of the cycle against Fordham, going 3-for-3 with four runs and three RBI, including a leadoff home run ... had a leadoff homer against Canisius in the opening game of the Cherry Blossom Classic ... in a rematch with Canisius,

went 2-for-4 with two homers and three RBI ... named to the Big East Honor Roll the week of 4/15 after going 5-for-11 at Seton Hall with two homers, five runs scored, five RBI and three doubles ... was 3-for-6 with two runs and an RBI in a doubleheader at No. 8 Louisville ... in the season finale at Rutgers, Nirschl was 3-for-5 with a pair of runs batted in.

#### High School

Played at Carlsbad High School ... selected on the 2011 ESPN "Rise" Underclass All-State First Team ... member of the All-Palomar League First Team and the All-Avocado West League First Team ... two-time All-CIF selection ... led Carlsbad to a runner-up finish at both the San Diego Avocado West League Championship and the San Diego Section title games her senior year ... boasted a perfect 8-0 league record ... batted at .429 as a senior with a .536 on-base percentage and 1.000 slugging percentage ... accumulated a .432 batting average, a .947 slugging percentage and accounted for 29 RBI in 2011 ... won the Avocado West League Championship as a junior ... five-time North County Times Athlete of the Week ... tabbed a Union Tribune Athlete of the Week as a junior ... named the 2010 and 2011 Carlsbad Offensive Player of the Year ... voted Team MVP at the conclusion of her senior year ... set the San Diego County record for home runs in a season (12) as a junior ... paced San Diego County in stolen bases as a freshman ... led the San Diego Legacy Club team to a first-place finish at the SoCal Disney Classic Qualifier and was seventh at the ASA Nationals in 2011 ... also played for the San Diego Strokes (2007-09) and San Diego Breakers (2009) ... member of the National Honor Society and the California Scholarship Federation.

#### Personal

Daughter of Michelle and Tom Nirschl ... has a younger sister Sarah ... interested in majoring in business with a minor in Spanish.

# NIRSCHEIT





22

Kady Self  
Edmond, Okla.  
North HS

OF	R/R	5-8	JR
----	-----	-----	----

Year	AVG	GP-GS	AB	R	H	2B	3B	HR	RBI	TB	SLG	BB	HP	SO	GDP	OBP	SF	SH	SB-ATT
2013	.200	22-0	5	7	1	0	0	0	0	1	.200	1	0	2	0	.333	0	0	0-1
2014	.425	45-25	73	28	31	4	0	6	21	53	.726	16	0	9	0	.528	0	0	5-7
<b>TOTAL</b>	<b>.410</b>	<b>67-25</b>	<b>78</b>	<b>35</b>	<b>32</b>	<b>4</b>	<b>0</b>	<b>6</b>	<b>21</b>	<b>54</b>	<b>.692</b>	<b>17</b>	<b>0</b>	<b>11</b>	<b>0</b>	<b>.516</b>	<b>0</b>	<b>0</b>	<b>5-8</b>

**Career**

2014 All-Region First Team ... 2014 All-Big 12 First Team ... named the Big 12 Player of the Week (4/1/14) ... 2014 Academic All-Big 12 First Team

**2014 (Sophomore)**

Played in 45 games with 25 starts in left field ... posted the ninth-highest batting average and on-base percentage in OU single-season history ... suffered a season-ending ACL injury against Texas Tech (5/4) ... was 2-3 with two runs scored, one RBI, a walk and a stolen base against UAB (4/27) ... drew two walks to tie a career high against North Texas (4/23) ... scored twice and was 2-3 against Central Arkansas (4/22) ... hit a two-run double and scored a run against Texas (4/19) ... matched career-best three hits, including a double, and drove in two runs at Baylor (4/13) ... tied a career high with three runs scored and hit a home run in game one of a doubleheader against Kansas (4/5) ... homered, drove in four runs and was 3-3 with two runs against Kansas (4/4) ... hit the first double of her career, walked and scored a run at Iowa State (3/30) ... matched career high in hits and runs by going 3-3 with three runs scored and added two RBI, a walk and a home run at Iowa State (3/29) ... homered twice and was 3-3 with a walk, a career-high three runs scored and five RBI at Iowa State (3/28) ... collected a hit and scored a run vs. Liberty (3/7) ... hit the first home run of her career against Louisiana Tech (3/4) ... stole the first base of her career and scored a run against Nebraska (3/1) ... walked and scored a run vs. Syracuse (2/22) ... drew a bases-loaded walk and scored a run against Loyola Marymount (2/8) ... made first start of career at Cal State Fullerton (2/7)

**2013 (Freshman)**

Played in 22 games, mostly as a pinch runner ... made first appearance in the field at second base against Iowa State (4/26) ... recorded first hit of career at Texas Tech (4/12) ... scored first run of career against New Mexico (2/9) ... made Sooners debut against Oregon (2/9)

**High School**

Earned three letters in varsity softball at Edmond North High School under head coach Rick Nordyke ... team was regional champions sophomore and junior years ... named all-state as a senior ... all-conference player of the year as a junior ... also all-Edmond player of the year and first team all-big city as a junior ... named first team all-conference and first team all-Edmond as a sophomore ... all-conference newcomer of the year and first team all-Edmond as a freshman ... hit .536 as a junior with 60 hits, 44 runs batted in and seven home runs.

**Travel Ball**

Played for five years on Oklahoma Force 94 under coaches Jeff Coil and Joe Miller ... averaged .504 at the plate in the summer of 2011 with 68 hits, 44 runs batted in and 11 home runs ... team was 2011 16U Hall of Fame Champions ... team placed second at the 2010 16U 4th of July Boulder Tournament.

**Personal**

Full name is Kady Sophia Self ... daughter of Gene and Jill Miles ... chose OU over Oklahoma State, Arkansas, Missouri and Southern Illinois ... majoring in health and exercise science.



# SOFTBALL



**18**

**Kelsey Stevens**  
**Albuquerque, N.M.**  
**Volcano Vista HS/Stanford Univ.**

RHP	R/R	5-10	JR
-----	-----	------	----

Year	ERA	W-L	APP	GS	CG	SHO	SV	IP	H	R	ER	BB	SO	B/AVG
2013*	2.99	15-7	35	21	10	7/1	0	136.0	102	70	58	68	163	.203
2014	2.44	38-9	57	50	25	8/5	0	275.0	211	103	96	99	285	.207
<b>Career</b>	<b>2.62</b>	<b>53-16</b>	<b>92</b>	<b>71</b>	<b>35</b>	<b>15/6</b>	<b>0</b>	<b>411.0</b>	<b>313</b>	<b>173</b>	<b>154</b>	<b>167</b>	<b>448</b>	<b>.206</b>

\* - At Stanford

**Career**

2014 All-Region Second Team ... 2014 All-Big 12 First Team ... 2014 All-Big 12 Defensive Team ... USA Softball Collegiate Player of the Week (5/4/14) ... Big 12 Pitcher of the Week (5/4/14, 4/9/14, 3/11/14) ... NFCA National Player of the Week (2/26/13) ... 2013 All-Pac-12 Freshman Team selection ... Pac-12 Pitcher of the Week (2/19/13)

**2014 (Sophomore at Oklahoma)**

Appeared in 57 games with 50 starts in the circle ... led the Big 12 in wins, innings pitched, appearances, games started and tied for the conference lead in complete games ... set a Big 12 single-season record with her 50 starts in the circle ... recorded the second-most appearances and third-most wins in a season in Big 12 history ... established OU single-season records for wins, appearances and starts ... posted the seventh-most innings pitched and strikeouts in a season at OU ... tied a season high in strikeouts with 11 and allowed just one run to get the win against Tennessee in the Super Regional (5/23) ... matched a season high with 11 strikeouts against Texas Tech (5/3) ... tied a season high with 11 strikeouts in throwing a two-hit shutout against Texas Tech (5/2) ... carried a no-hitter into the sixth inning and finished with a one-hit shutout of North Texas (4/23) with six strikeouts ... fired a complete-game shutout of Texas (4/19) with seven strikeouts and just three hits allowed ... struck out seven and allowed just one run on three hits in complete-game win over Texas (4/17) ... threw a one-hit shutout with four strikeouts at Baylor (4/12) ... struck out six in a complete-game win at Baylor (4/11) ... shut out Wichita State in game one of a doubleheader with three strikeouts and no walks (4/8) ... completed a 5.0-inning, two-hit shutout with three strikeouts in game two of a doubleheader against Kansas for her 20th win of the season (4/5) ... threw a one-hit shutout with five strikeouts against Kansas (4/4) ... pitched a six-hit shutout with eight strikeouts against Oklahoma State (4/2) ... picked up 16th win of the season with 3.1 scoreless innings and four strikeouts at Iowa State (3/30) ... earned the win with 3.0 shutout innings and two strikeouts at Iowa State (3/28) ... allowed one earned run to earn the victory in 4.1 innings against LSU (3/23) ... limited LSU to one run to get the win in 5.1 innings of work (3/22) ... shut out No. 20 Tulsa with a season-high 11 strikeouts and just two hits allowed (3/9) ... struck out eight in a win over Louisiana Tech (3/4) ... threw a complete game to defeat No. 16 Nebraska (3/1) ... struck out five in 6.1 innings in winning effort against Syracuse (2/22) ... threw 2.0 innings to earn wins in relief against both Northwestern (2/21) and Oregon State (2/20) ... allowed just one hit and

struck out eight with one walk in a win over Boise State (2/20) ... struck out 10 batters and allowed just one run on four hits with no walks in complete-game effort against Pittsburgh (2/9) ... earned first win at OU by allowing one run on five hits and striking out three in 5.0 inning complete game ... struck out six and gave up one hit in 3.2 innings of relief work at Cal State Fullerton (2/7) ... made Sooners debut by starting in the circle against Kentucky (2/7)

**2013 (Freshman at Stanford)**

Made 35 appearances in the circle, earning 21 starts ... led the team with 163 strikeouts, ranking seventh in the Pac-12 ... held opponents to a .203 batting average, ranking fourth in the conference ... totaled a career high 12 strikeouts against Kentucky (2/10) ... threw the 10th perfect game in school history versus Virginia (2/23), finishing with 10 Ks ... went 36.1 innings without giving up an earned run, starting in the fifth inning versus Kentucky (2/10) and spanning into the second inning against Iowa (3/1) ... picked up her first Pac-12 Conference win at No. 24 Oregon State (4/2) ... notched a win at No. 14 Washington (4/21), fanning seven batters ... posted a shutout, allowing just two hits with six strikeouts, in a win over Utah (4/27) ... matched her career high with 12 strikeouts in a one-hitter at No. 12 Cal (5/4) ... tallied her seventh shutout of the year in a win over Arizona (5/10) ... made two appearances in the NCAA Lincoln Regional (5/17-19)

**High School**

A 2012 graduate of Volcano Vista High School in Albuquerque, N.M. ... four-year letterwinner ... state champions (2011-2012), district champions (2010-2012) and metro champions (2010-2012) ... named team MVP in 2012 and Ace on the Mound in 2011 ... four-time first team all-state, all-metro and all-district ... holds school record for lowest ERA ... was also the leading scorer on the freshman basketball team.

**Travel Ball**

Played for the Arizona Storm Gold-Brun.

**Personal**

Daughter of Richard and Francie Stevens ... older brother, Trevor, was a member of the Stanford wrestling team ... cousin, Lindsay Jones, was a pitcher at BYU ... Majoring in entrepreneurship.





**STEVENS**



# 11

## Paris Townsend

### Tulsa, Okla.

### Holland Hall Prep

OF/C	R/R	5-11	JR
------	-----	------	----

Year	AVG	GP-GS	AB	R	H	2B	3B	HR	RBI	TB	SLG	BB	HP	SO	GDP	OBP	SF	SH	SB-ATT
2013	.091	20-5	22	4	2	1	0	0	1	3	.136	8	2	8	0	.375	0	0	0-0
2014	.128	44-9	47	8	6	0	0	2	6	12	.255	8	3	15	0	.283	2	1	0-0
<b>TOTAL</b>	<b>.116</b>	<b>64-14</b>	<b>69</b>	<b>12</b>	<b>8</b>	<b>1</b>	<b>0</b>	<b>2</b>	<b>7</b>	<b>15</b>	<b>.217</b>	<b>16</b>	<b>5</b>	<b>23</b>	<b>0</b>	<b>.315</b>	<b>2</b>	<b>1</b>	<b>0-0</b>

**2014 (Sophomore)**

Played in 44 games with nine starts (4 in RF, 3 at DP, 2 in LF) ... career-best day at the plate going 2-2 with a walk, run scored and RBI at Oklahoma State (5/10) ... hit a solo home run and added a sacrifice fly against Texas (4/19) ... drove in a run on a sacrifice fly at Baylor (4/13) ... hit the first home run of her career, a two-run shot, against Liberty (3/7) ... drew two walks and scored a career-high three walks against Arkansas-Pine Bluff (2/28) ... singled and drew a walk vs. Kentucky (2/7)

**2013 (Freshman)**

Played in 26 games with 4 starts as the designated player ... recorded base hit at Texas Tech (4/12) ... first hit of career was a double against Arizona (3/16) ... first start of career came against Houston (3/3) ... made Sooners debut against Houston (3/1)

**High School**


Has earned three varsity softball letters under head coach Dave Bach ... two-time offensive player of the year (2009, 2010) ... three-time All-SPC (2009, 2010, 2011) ... two-time All-SPC North Zone (2009, 2010) ... has helped lead team to a three-year record of 50-3 which included 2009 and 2010 SPC Division One Championships and a 2011 SPC Division One runner-up finish ... hit for an average of .613 with eight home runs as a junior with a fielding percentage of .981 ... also lettered three years in varsity basketball ... helped lead basketball team to three straight Southwest Preparatory Conference Championships and a three-year record of 57-16 ... two-time team captain and lead team in scoring and rebounding all three years of action ... three-time All-SPC and All-SPC North Zone ... Fox 23 Player of the Week ... Channel 8 Elite 8 nominee ... two-time Tulsa World Player of the Week.

**Travel Ball**

Played two years for the Oklahoma Diamond Girls Gold under coaches Jeff Allen and Randy Miller ... helped lead team to a 2011 summer record of 49-5 ... squad placed 17th at the 2011 ASA Gold Nationals ... played with fellow Sooners Erin Miller and Taylor Hodges.

**Personal**

Full name is Paris Nicole Townsend ... daughter of Robert & Heidi Virdell and Billy Townsend ... twin sister, Jules, was a member of the 2013 Oklahoma roster ... has one step-brother, Brett Virdell, and one step-sister, Lindsey Virdell ... chose OU over Texas, Washington and Arkansas ... majoring in health and exercise science



# TOWNS END



# 6

## Macey Hatfield

### Maysville, Okla.

#### Lindsay HS/Seminole State Coll.

UTL	R-R	5-7	SO
-----	-----	-----	----

Year	AVG	GP-GS	AB	R	H	2B	3B	HR	RBI	TB	SLG	BB	HP	SO	GDP	OBP	SF	SH	SB-ATT
2014	.290	23-7	31	8	9	2	0	1	6	14	.452	4	1	6	0	.389	0	0	0-0
<b>TOTAL</b>	<b>.290</b>	<b>23-7</b>	<b>31</b>	<b>8</b>	<b>9</b>	<b>2</b>	<b>0</b>	<b>1</b>	<b>6</b>	<b>14</b>	<b>.452</b>	<b>4</b>	<b>1</b>	<b>6</b>	<b>0</b>	<b>.389</b>	<b>0</b>	<b>0</b>	<b>0-0</b>

**2014 (Freshman)**

Played in 23 games with seven starts (5 in RF, 2 as the DP) ... singled at Arkansas (4/30) ... doubled and scored a run against North Texas (4/23) ... hit the first home run and double of her career and tied career highs with three RBI and two runs scored at Iowa State (3/30) ... made the first start of her career and was a career-best 3-3 with two runs scored and three RBI at Iowa State (3/29) ... collected the first hit and scored the first two runs of her career against Arkansas-Pine Bluff (2/28) ... drew walks against Syracuse (2/22) and Oregon State (2/21) ... made Sooners debut as a pinch hitter against Loyola Marymount (2/8)

**High School**


Earned four letters in softball ... named the Sooner Conference Offensive Player of the Year as a senior and was chosen for the Sooner Conference All-Star Team ... selected as Lindsay's Female Athlete of the Year as a senior ... co-captain as a senior ... spent her first two years at Maysville High School before finishing her career at Lindsay High School ... also earned four letters in basketball, where she was a two-time all-conference player, and two in track and field

**Travel Ball**

Played four years for the Oklahoma Force Gold 95 under Jeff Sanders ... team was the USSSA 18U state champions ... in the summer of 2013, played in 29 games and hit .419 with 15 runs scored, 26 hits, 12 RBI, two home runs and three stolen bases

**Personal**

Full name is Macey Kay Hatfield ... daughter of Todd and Pam Hatfield ... has one brother, Mitchell



HATTERFIELD



**Kelsey Arnold**  
**Tulsa, Okla.**  
**Holland Hall Prep**

INF	R-R	5-2	FR
-----	-----	-----	----

**High School**

Earned four letters under head coach Dave Bach ... ranked No. 83 on the Top 100 Players in the 2014 Class by StudentSports.com ... three-time All-North Zone and all-conference honoree in her junior season, named Holland Hall Most Valuable Player after hitting .813 with 30 runs scored, 26 hits, 19 RBI, 33 stolen bases and two home runs ... team captured conference championship as a sophomore ... as a freshman, named Holland Hall Newcomer of the Year and Holland Hall Offensive Player of the Year ... also earned four letters in volleyball, and three in both basketball and track ... selected to Headmasters Honor Roll as a junior

**Travel Ball**

Spent the past year playing for the Wichita Mustangs under head coach Mark Griggs ... in the Summer of 2013, hit .383 with 32 runs scored, 46 hits, 23 RBI, four home runs and 26 stolen bases

**Personal**

Full name is Kelsey LeeAnn Arnold ... daughter of Darin and Tracy Arnold ... has one brother, Darin Jr. ... father, Darin, played football at Northeastern Oklahoma A&M ... mother, Tracy, competed in track and field at Northeastern Oklahoma A&M ... chose OU over Oklahoma State and Tulsa

**Why Oklahoma?**

"I chose the University of Oklahoma because it has always been a dream of mine. What I look forward to accomplishing at the University of Oklahoma is majoring in the medical field and winning another national championship. God has blessed me with an amazing opportunity and I am hoping to do the best with it."

**Coach Gasso Says:**

"Kelsey Arnold was just a tremendous, all-around athlete in high school; she played about every sport. As a softball athlete, she's going to be a very versatile for us. She could play a corner position, she could play middle of the field, and she could play the outfield. I've seen her play all positions and collegiately she could play any of them, at our level. She has good power, but she also has great speed, so as a defense you don't know what you're going to get with her. She could lay down a bunt at any time, hit the ball into a gap for extra bases and she's got the power to hit it out. She's going to be someone that we're looking at for the top of the lineup. She's a playmaker, but also could be a game changer."

ARNOLD





23

Destinie Lookout  
Oklahoma City, Okla.  
Westmoore HS

INF	R/R	5-10	FR
-----	-----	------	----

**High School**

Earned four letters under head coach Jenny Rollins ... as a senior, named Native American Athlete of the Month by Vype Magazine, District 4's District Player of the Year and all-state large west ... in senior season, hit .489 with nine home runs, 44 runs batted in, 45 runs scored and 31 walks, 25 of which were intentional ... in the circle, went 3-2 with a 2.50 earned run average and 11 strikeouts in 36.1 innings of work... placed on all-district and all-city teams as a junior, and was named a Moore Norman Technology Center Athlete of the Week ... named all-district as a sophomore ... earned all-district honorable mention honors as a freshman ... also earned one letter in golf and track

**Travel Ball**

Has played the last three years with Oklahoma Exclusive Gold out of Midwest City, Okla., under head coach Donnie Hughes

**Personal**

Full name is Destinie Paige Lookout ... daughter of Steven and Chrissie Lookout ... has one brother, DeShawn ... uncle, Darrell Irvin, lettered in football at Oklahoma from 1978-79 ... uncle, Tim Lookout, played football at Haskell University ... father, Steven, played basketball at Oklahoma Baptist ... chose OU over Oklahoma Baptist and Minnesota

**Why Oklahoma?**

"The campus felt very welcoming and homely. Oklahoma has a great softball program. I look forward to representing the University of Oklahoma and to help bring them another national championship home. Most of all I look forward to earning a degree."

**Coach Gasso Says:**

"Destinie Lookout is a local product who will bring a lot of power. She has a very intimidating swing and never gets cheated at the plate. What I like about her in high school is that she plays third and she can pitch, so she's athletic enough to do what she needs to do to help her team win. But what she's going to be known for is an absolutely fierce bat."





LOOKOUT



8

Paige Parker  
Independence, Mo.  
Truman HS

LHP	L/L	5-11	FR
-----	-----	------	----

**High School**

Earned four letters under head coach Amy Temples ... 2010-11 and 2012-13 Gatorade Missouri High School Player of the Year ... ranked No. 36 on the Top 100 Players in the 2014 Class by StudentSports.com ... four-time first-team all-conference, all-district, all-region and all-state honoree ... team won state championship as a junior and was runner-up as a freshman ... team also was a three-time sectional champion, as well as four-time district champion and conference champion ... in senior season, boasted a 0.25 ERA with a 23-2 record and 342 strikeouts in 166.0 innings pitched ... also hit .600 with 13 runs scored, 33 RBI and nine home runs ... as a junior, recognized as first-team all-area and All-Area Player of the Year by Independence Examiner and named the Kansas City Star All-Metro Player of the Year ... in sophomore season, Independence Examiner named her first-team all-area and Kansas City Star selected her as first-team all-metro ... as a freshman, chosen first-team all-area and all-area Co-Player of the Year by the Independence Examiner ... Kansas City Star All-Metro Player of the Year ... two-time academic letterwinner ... member of National Honor Society and National Art Honor Society ... two-time academic all-state

**Travel Ball**

Has spent the past seven seasons playing for Originals Gold from Kansas City, Mo., under head coach Chad Bernholtz ... in summer of 2013, struck out 315 batters in 155.0 innings with a 0.68 ERA, while hitting .350 at the plate with 12 runs scored and 25 RBI ... team finished ninth at both the 14U ASA/USA Nationals and 16U ASA/USA Nationals

**Personal**

Full name is Paige Nicole Parker ... daughter of Kim and Terry Parker ... has one sister, Samantha ... chose OU over Kansas, Missouri and UCLA

**Why Oklahoma?**

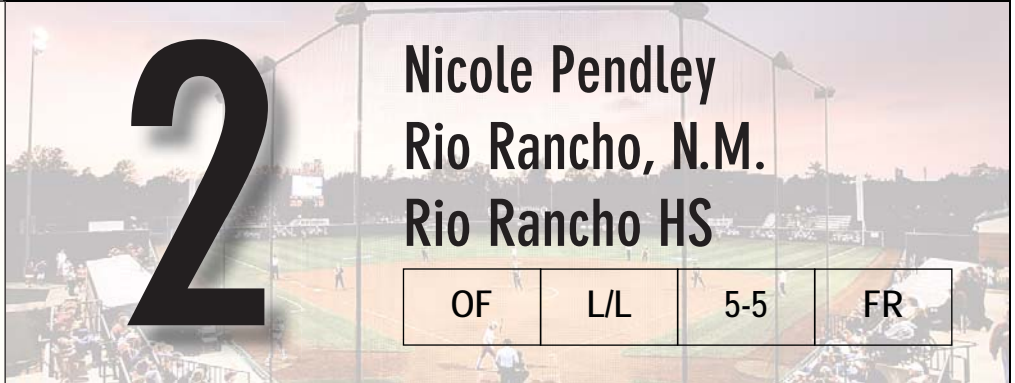
"I chose Oklahoma because it feels like home to me. The atmosphere that Coach Gasso, Coach Lombardi and Coach MacKay have created is one that I feel comfortable in, yet I know that I will be pushed to accomplish great things. While at Oklahoma, I know I will receive a great education while trying to accomplish goals that I have set for the future. I am proud to call myself a Sooner."

**Coach Gasso Says:**

"Paige Parker is bringing the lefty back into the program. I think she'll make an immediate impact as a freshman on the mound. She has such a high ceiling and I'm really excited about her future here. She is a hard-throwing lefty who can move it well, change speeds and can be a difference maker at the plate. She will remind fans of another lefty All-American we're all familiar with."



**PARKER**



**Nicole Pendley**  
**Rio Rancho, N.M.**  
**Rio Rancho HS**

OF	L/L	5-5	FR
----	-----	-----	----

**High School**

Earned five letters under head coach Paul Kohman ... named first-team all-state, all-district and all-metro while setting the school's single-season home run record (19) ... as a junior, hit .600 with 43 runs scored, 37 RBI, 19 home runs and 42 stolen bases ... team was the Class 5A, District 1 runner-up ... also earned two letters in track and field, where she won the state championship in javelin in 2013

**Travel Ball**

Has spent the past five seasons playing for the New Mexico Sundancers of Rio Rancho, N.M., under head coach Paul Kohman ... team competed at the PGF National Championships from 2011-13 ... in the Summer of 2013, hit .385 with 31 runs scored, 21 RBI, eight home runs and 13 stolen bases

**Personal**

Daughter of Jerry and Jeri Pendley ... has one brother, Matthew, and one sister, Shelby ... sister, Shelby, is a senior on the Oklahoma softball team in 2014 ... uncle, Ben, played baseball at New Mexico State

**Why Oklahoma?**

"I chose Oklahoma to simply compete at something I love doing, at the highest level. Along the journey I plan to excel in a career that interests me, improve my softball skills, learn life lessons, make lifetime memories, create a family bond with my teammates, but most of all win a national championship. The excitement I have to be a part of team like Oklahoma is unreal and I will work hard to leave a name for myself in the program. Lastly I have been given the opportunity that most siblings are not blessed with, and that is to play on the same college team as my sister. This is a once in a life time experience that I will make the best of."

**Coach Gasso Says:**

"Nicole Pendley is going to be a fun player to watch. She's a triple threat: she's a slapper, she can lay down a bunt and she can hit for power. She will cause havoc for opposing defenses. She has a strong arm and has good speed in the outfield. She's another very good athlete in this class."

# PENNDLEY





15

Lea Wodach  
Coto de Caza, Calif.  
Tesoro HS

C

R/R

5-7

FR

#### High School

Earned four letters under head coach Donn Munsell ... ranked No. 88 on the Top 100 Players in the 2014 Class by StudentSports.com ... as a junior, was named third-team All-Orange County and second-team All-South Coast League after hitting .416 with 13 runs scored, two stolen bases and team-bests in hits (32), RBI (25) and home runs (4) ... all-state nominee from Calhisports.com ... won the Tesoro High School Coaches Award ... in her freshman season, tabbed second-team All-South Coast League and a Top 15 Freshman selection by OCVarsity.com as her team won the South Coast League Championship ... twice named a Player to Watch by the Orange County Register ... also earned three letters in basketball, including being named conference MVP as a junior when she averaged a double-double and set school records for 3-pointers in a game, and points and rebounds in a season ... also a two-time team MVP ... three-time Tesoro High School Scholar Athlete ... named to Capistrano Unified School District – Superintendents Honor Roll every semester ... won the Tesoro High School Torch of Excellence in four subjects as a junior

#### Travel Ball

Will play for Corona Angels under Marty Tyson as a senior ... spent the previous five seasons played with the California Cruisers of Trabuco Canyon, Calif., under Phil Harman and Jim Wodach ... team captured second place at the 18U ASA Champions Cup ... in the Summer of 2013 hit .345 with 12 runs scored, 29 hits, 12 RBI, and seven home runs ... 16U California Cruisers finished fifth at the 2012 PGF Nationals and 17th at the 2011 ASA Nationals

#### Personal

Full name is Lea Katherine Wodach ... daughter of Jim and Adele Wodach ... chose OU over Stanford, Cal, San Diego State and San Diego

#### Why Oklahoma?

"I headed to Oklahoma after visiting several other schools and had no idea what to expect. Little did I know that after I left, I would feel like that was my "home" and I immediately knew that that is where I belonged. There is such a strong sense of unity and chemistry among the coaches and players and I was eager to be a part of it. I knew I couldn't miss out on the opportunity to play with such an incredible amount of talent and to be coached by several great coaches. I would love to continue the winning tradition that the team has built. And of course, there wouldn't be anything more miraculous than winning a national title."

#### Coach Gasso Says:

"Lea just has a very athletic look behind the plate. She has a very strong arm and she's agile behind the plate. She is going to be a very good leader; she has good knowledge of the game. She's going to be someone that will handle pitchers very well and get the best out of them. I think offensively, she's such a strong athlete that I think she's going to add some good power to the lineup"



W  
O  
D  
A  
C  
H



# COACHES AND STAFF





Having completed her 20th season at the University of Oklahoma, NFCA Hall of Fame head coach Patty Gasso has molded the OU softball program into a national power and permanently placed herself among the elite college softball coaches in the country.

The Sooners have reached the Women's College World Series nine times during her tenure, and in the process, advanced to the postseason in each one of her seasons. The WCWS run began in 2000 when her team won the NCAA National Championship in OU's first appearance and continued through the 2013 campaign when the team won its second national championship, becoming just the fifth program to win multiple national titles.

Is she the best coach in the history of Oklahoma softball? Undoubtedly.

Is she the greatest coach in Big 12 history? The stats say she is.

Could she be one of the best coaches to ever coach college softball? Each season, she continues to build what is a very strong argument.

With 24 seasons as a head coach to her name, Gasso has a career collegiate coaching record of 1140-355-3 (.762) and holds an overall record of 979-296-2 (.767) at the University of Oklahoma.

She has won more Big 12 games (259-81) than any coach in the league's history and has twice as many wins as any other coach in OU history. Gasso's Sooner teams have finished second or higher 15 different times since the inception of the Big 12 in 1996. They have won over 75 percent of their Big 12 contests, and OU has claimed seven Big 12 regular season and four championship titles under her direction.

Numerous Sooner players have prospered under Gasso's tutelage and garnered national, regional and conference recognition. Keilani Ricketts was the two-time USA Softball National Player of the Year in 2012 and 2013, becoming just the third player in history to win more than once. Gasso has also directed 47 All-Americans, 102 All-Region honorees and 130 all-conference selections.

In the Big 12 era, eight Sooners have been named Big 12 Player of the Year a total of nine times, three have been selected as Big 12 Freshman of the Year, two as Big 12 Pitcher of the Year and one as Big 12 Newcomer. In 2010, Amber Flores became the first player in league history to earn Player of the Year honors twice.

The OU softball success under Gasso has also spilled over into the classroom where the Sooners have been honored with 100 academic all-conference honors. Eight of those have gone on to become Academic All-Americans, including Lana Moran, the 2000 Academic All-American of the Year.

Gasso and her staff have consistently been recognized for their efforts on and off the field. The staff was awarded three consecutive Speedline/NFCA Midwest Region Coaching Staff of the Year awards from 1999-2001 and received the national honor in 2000 and 2013. Gasso and staff have claimed the Midwest honor in eight of their 20 seasons with the most recent award coming in 2014. In addition, Gasso has been named the Big 12 Coach of the Year in 1996, 1999, 2000, 2009, 2012, 2013 and 2014.

History was made by the Sooners in 2014 as they became the first team to win the Big 12 championship three seasons in a row. Sitting at 18-8 on March 15 and with All-American Lauren Chamberlain out with an injury, the team proceeded to win 31 of its next 33 games to win the league title and earn the No. 7 national seed. OU went on to reach the Women's College World Series for the fourth straight season and ninth time in program history.

Junior Shelby Pendley was named a first-team All-American for the first time in her career, while fellow junior Lauren Chamberlain became a three-time All-American as she was placed on the third team. Sophomore Kelsey Stevens became the first Sooner in program history to lead the nation in wins as she tied for the top spot with a school and Big 12 record total of 38 victories.

Oklahoma put together one of the finest seasons the sport had ever seen in 2013, rolling to a 57-4 record, which was the fifth best winning percentage in NCAA history. Included in that record was a 10-0 mark in the postseason that saw OU outscore its opponents, 91-16, en route to the second national championship in school history. In Big 12 play the Sooners were 15-2 as they captured their 10th conference championship.

OU led the nation in four separate categories, including winning percentage and slugging percentage, and became the first team in NCAA history to lead the country in both earned run average and runs scored per game. Individually, Lauren Chamberlain was the nation's leader in home runs, home runs per game, runs scored per game and slugging percentage, while Michelle Gascoigne's ERA of 0.88 was the best by any player in the country since the 2009 season.

Eight players received All-Big 12 recognition, while Ricketts was named the Big 12 Pitcher of the Year and Shelby Pendley was tabbed the Player of the Year.

The Sooners returned to the Women's College World Series in 2012 for the seventh time in program history and reached the best-of-three championship finals for the second time since the format was changed in 2005.

Keilani Ricketts was named the 2012 USA Softball Player of the Year, the first Sooner to win the honor. She shared All-American accolades with teammates Jessica Shults and Lauren Chamberlain.

**PATTY GASSO**  
**HEAD COACH**  
**21st SEASON**  
**LONG BEACH STATE, 1984**  
**979-296-2 (.767) AT OU**



**THE GASSO FILE**

**Personal**

Hometown ..... Torrance, Calif.  
 High School ..... Bishop Montgomery College ..... Long Beach State, 1984  
 Family ..... Husband, Jim Sons, J.T. and D.J.

**Coaching History**

Oklahoma ..... 1995-present  
 Record ..... 979-296-2 (.767)  
 Long Beach City College ..... 1991-94  
 Record ..... 161-59-1 (.731)  
 Career Record ..... 1140-355-3 (.762)

**CAREER COACHING ACCOLADES**

- 2012 NFCA Hall of Fame Inductee
- 2014 Big 12 Coach of the Year
- 2013 Big 12 Coach of the Year
- 2012 Big 12 Coach of the Year
- 2009 Big 12 Coach of the Year
- 2000 Big 12 Coach of the Year
- 1999 Big 12 Coach of the Year
- 1996 Big 12 Coach of the Year
- 2013 NFCA National Coaching Staff of the Year
- 2000 NFCA National Coaching Staff of the Year
- 2014 NFCA Regional Coaching Staff of the Year
- 2013 NFCA Regional Coaching Staff of the Year
- 2012 NFCA Regional Coaching Staff of the Year
- 2004 NFCA Regional Coaching Staff of the Year
- 2001 NFCA Regional Coaching Staff of the Year
- 2000 NFCA Regional Coaching Staff of the Year
- 1999 NFCA Regional Coaching Staff of the Year
- 1996 NFCA Regional Coaching Staff of the Year
- 2004 Inductee to Long Beach City Hall of Champions
- NFCA 1000-Wins Club

**OKLAHOMA THEN AND NOW**

*The years before and after Patty Gasso's arrival*

	<b>Before (1975-94)</b>	<b>Since (1995-14)</b>
Overall Record	562-450	979-296-2
National Titles	0	2
Regular Conference Titles	0	7
Postseason Conference Titles	0	4
Women's College World Series	0	9
NCAA Championship Appearances	1	20
All-America Selections	1	47
All-Conference Selections	60	130
Academic All-Conference	28	100
Finish in Top 2 of Conference	0	15



All three players also received All-Big 12 First Team honors along with Georgia Casey. Destinee Martinez was named to the conference's second team. Ricketts was named the Big 12 Player of the Year and set program records for strikeouts in a career, season and game.

Chamberlain was tabbed as the Big 12 Freshman of the Year as she smashed the school and conference record for home runs in a season and broke the school record for slugging percentage.

As a team, OU established new conference bests for slugging percentage and home runs. In addition, school records were broken for strikeouts thrown and strikeouts per seven innings.

The 2011 season saw the Oklahoma Softball program return to the Women's College World Series for the sixth time in program history and the first since 2004. OU made the postseason for the 18th straight season as it won its first ever NCAA Super Regional sweeping Arizona in two games in Tucson.

Ricketts was named a NFCA First Team All-American while Shults earned second team honors as both finished in the USA Softball Player of the Year Top 25. The duo, along with freshmen Destinee Martinez and Brittany Williams, earned NFCA All-Region honors.

Ricketts, Martinez and Chana'e Jones made first team All-Big 12 while Shults, Dani Dobbs and Haley Nix earned second team honors. Dobbs and Michelle Gascoigne earned first team Academic All-Big 12 honors, while Jones took second team honors.

The season saw Gasso claim her 800th win at Oklahoma with a 7-6 win over Washington on March 19, just a little over a month after Gascoigne threw the program's seventh perfect game on Feb. 11. In all 43 program records were set in 2011, including 37 of the postseason variety when the squad caught fire. Ricketts set the program's single-season record for strikeouts while Shults set the season record for putouts by a catcher.

The 2010 season saw great success as the Sooners advanced to NCAA Super Regional play. OU won the final Big 12 Championship and finished second in the regular season. Flores and freshmen Jessica Shults and Keilani Ricketts were named NFCA second team All-Americans. Those three, along with Vandever, earned all-region honors. Flores and Ricketts were top 25 finalists for USA Softball's Collegiate Player of the Year.

Flores was named Big 12 Player of the Year and Vandever was named Defensive Player of the Year. Five Sooners were named to the All-Big 12 first team and two were named to the second team. OU placed five student-athletes on the All-Big 12

Academic team. Flores closed out her career as the Big 12 career leader in home runs and sat atop OU career categories in home runs, extra-base hits, walks drawn, slugging percentage and on-base percentage.

Ricketts also earned most outstanding player honors at the Big 12 Championship and was named conference pitcher of the week three times. She also earned National Player of the Week honors on Feb. 23. Shults was named Big 12 Player of the Week on March 30.

The 2009 Sooners won their fourth Big 12 regular season title and hosted an NCAA Regional for the second consecutive year. Flores was named Big 12 Player of the Year and Gasso earned her fourth Big 12 Coach of the Year honor. Flores was named a first team All-America selection by the National Fastpitch Coaches Association and senior Samantha Ricketts was named to the second team. Flores, Ricketts, Vandever and senior D.J. Mathis were named to the first team All-Central Region by the organization. Flores was also a top 10 finalist for USA Softball's Collegiate Player of the Year.

Five Sooners were named to the first team All-Big 12 team and three were named to the second team. OU placed five student-athletes on the All-Big 12 Academic team. Flores was named Big 12 Player of the Week three times, while Krystle Huey earned the honor once. Mathis was also named Big 12 Pitcher of the Week once during the season. Flores earned NFCA/Louisville Slugger National Player of the Week honors and ESPN/USA Softball National Player of the Week honors on Feb. 10.

In 2008, the Sooners advanced to the NCAA Super Regionals and finished second in the Big 12. In addition to Savannah Long being named the Big 12's Defensive Player of the Year, she and four teammates were named first team All-Big 12. Four Sooners earned All-Midwest Region first team honors with another on the second team.

The Sooners opened the 2007 season by winning their first 23 games of the season and 30 of their first 31 contests. The dominant start propelled the team to a Super Regional berth.

In 2006, Gasso led the Sooners to their 13th straight 40-win season. The young Sooner squad made a strong postseason run, winning 12 of its final 15 contests to finish second in the Big 12 Championship and advance to the NCAA Regional Finals for the seventh consecutive year.

In 2005, the Sooners made their 11th straight NCAA postseason appearance under Gasso and claimed the Regional 14 Championship in front of the home crowd in Norman. Despite missing out on its sixth straight WCWS appearance after

dropping a best-of-three series to Arizona in the NCAA Super Regional, the Sooners were one of the best hitting teams in program history (fourth in the nation with a .320 batting average). The highlight of the season was OU's record 29-game winning streak that spanned 36 days and was extended during play in five different states. The Sooners outscored opponents 218-40, run-ruled 10 opponents and claimed five tourney championships during the streak.

The 2004 season went down as one of the most memorable in Sooner history. OU battled through injuries during the entire regular season and peaked at the right time. OU, seeded second in the NCAA Region I Championship, stormed through Tucson, Ariz., knocking off No. 1 Arizona and No. 9 Louisiana-Lafayette en route to the Sooners' fifth consecutive WCWS.

The Sooners entered the WCWS as the hottest hitting team in the postseason and held onto that recognition, despite being eliminated after winning their opener against Washington. Gasso's staff was recognized for a fifth time as the NFCA Midwest Region Coaching Staff of the Year, thanks to one of the most memorable postseason runs in NCAA history.

Oklahoma fell just short of its goal, the Women's College World Series, but the Sooners proved once again that they were a national powerhouse. That year, OU defeated several top-25 teams including Louisiana State, Texas, Massachusetts, Oregon, Texas A&M, Missouri and Nebraska. In addition, the Sooners swept the four-game series with state rival Oklahoma State. The last victory against the Cowgirls in the regular season finale clinched the Big 12 title.

The 2003 squad was led by five seniors and sophomore hurler Kami Keiter. OU reached its fourth consecutive WCWS by becoming the first Sooner squad to claim a regional championship away from Norman. OU won one game before being eliminated from the 2003 WCWS.

Five Sooners were named to the All-Big 12 Conference first team including senior Leah Gulla, who led the conference in batting average, hits and RBI. Underclassmen Keiter, Scaglione and Kristin Vesely joined senior Erin Evans on the all-conference team. The NFCA bestowed All-America honors on Keiter and Gulla, while Evans joined the duo on the Midwest Region Team. The OU program reached a couple of milestones during the 2003 season. The program recorded its 1,000th victory when the Sooners knocked off Bethune-Cookman in its regional opener on May 15. Justifying its nickname, the Sooners also became the first Big 12 team to reach the 100-win mark in conference play. OU beat Nebraska, 1-0, in Lincoln on March 20, 2003, to be the first squad to reach the century mark.



# PATTY GASSO



In 2002, Oklahoma took their team motto "Triple Threat" to heart as the Sooners swept their third consecutive NCAA Regional and advanced to a third straight Women's College World Series.

Following the 2000 National Championship season, Gasso's 2001 squad continued the string of success. The 2001 team went on to match many of the accomplishments of the previous year, including a return trip to the Women's College World Series, a 50-win season and four All-America selections. The team also established its own successes by compiling a school-record 23-game win streak and the program's first Big 12 Tournament title since 1996.

The 2000 Sooners won their third Big 12 regular season title since the league began in 1996 and hosted their first NCAA Regional since 1997. Behind an explosive offense and a dominant defense, the Sooners rolled to a 66-8 record and won their final eight games of the season to capture the first softball national championship in school history.

Four Sooners earned All-America honors, with Lisa Carey and Ashli Barrett earning first team recognition. Evans and pitcher Jennifer Stewart were both third team All-Americans and Stewart was also named the Most Outstanding Player of the WCWS. The accolades rolled in as Gasso was named the Dallas Morning News Big 12 Coach of the Year. She and her staff also earned the Midwest Region Coach of the Year award and Speedline/NFCA Division I National Coaching Staff of the Year.

In 1999, Gasso led OU to its sixth straight NCAA regional playoff appearance. Along the path to the regional playoffs in Baton Rouge, La., the Sooners seized several awards and honors. For the second time in the three-year history of the Big 12 Conference, OU was crowned regular season champion.

Not only were Gasso's players honored for their accomplishments in 1999, but she was also recognized for her solid coaching effort. Gasso was named the 1999 Big 12 Coach of the Year and joined her staff as the Midwest Regional Coaching Staff of the Year.

The 1998 season was probably one of Gasso's best coaching jobs. However, it wasn't because of the number of wins and losses or the tournaments won by the Sooners. It was due to the fact the team featured six freshmen. Gasso led the young group to a second-place conference finish and a No. 1 seed in a NCAA Regional. Five Sooners were named to the all-conference squad and three players were named to the All-Midwest Region team.

Gasso continued the trend of reaching new heights in 1997 when the team recorded the then-second best record in school history (55-19). The season was highlighted by two impressive 12-game winning streaks that helped the team to a second-place finish in the Big 12. For the fourth consecutive year, OU advanced to a NCAA Regional. It marked the first time in school history that OU hosted the event.

Gasso and the Sooners reached new heights in 1996, recording a 50-20 record, a first-ever Big 12 Championship, and another regional final berth. OU dominated the inaugural Big 12 Tournament, putting five players on the all-tournament squad. Pitcher Jill Most was named the tourney MVP.

Gasso's 1996 squad also became the first team outside of the states of California or Arizona to win the prestigious Pony Tournament. Gasso was recognized by her peers for her team's performance, earning the Big 12 Coach of the Year award. Again, Sooner players were mentioned as some of the league's best with 10 players receiving All-Big 12 recognition.

In her first season at the helm, the Sooners recorded a 43-23 record, finished second in the conference and reached the regional final. Several Sooners received awards for their play during the 1995 season, including 11 players who garnered all-conference accolades (four on the first team).

Gasso's career with the Sooners began in 1995 when she arrived at OU after five successful years at Long Beach City College. Her accomplishments during her tenure at LBCC and since led to Gasso being named to the LBCC Hall of Champions in 2004. Later during the 2004 summer, Gasso was inducted into the inaugural class of the Long Beach City Baseball and Softball Hall of Fame. Gasso was also inducted into the El Camino City College Hall of Fame in 2000.

Gasso and her husband, Jim, reside in Norman. Their oldest son, J.T., is an assistant softball coach at Michigan State University, while their youngest son, D.J., is playing baseball at Weatherford College.

## GASSO'S RECORD AT OKLAHOMA

Year	Overall	Conference	Finish
2014	51-13	16-2	1st
2013	57-4	15-2	1st
2012	54-10	19-5	1st
2011	43-19	10-8	5th
2010	47-12	13-3	2nd
2009	41-16	14-4	1st
2008	47-14	16-2	2nd
2007	55-8	14-4	2nd
2006	40-21-1	8-10	5th
2005	50-17	12-6	2nd
2004	45-22-1	11-7	5th
2003	47-14	12-6	4th
2002	49-16	14-2	2nd
2001	50-9	14-2	2nd
2000	66-8	17-1	1st
1999	40-16	11-3	1st
1998	49-15	12-5	2nd
1997	55-19	14-4	2nd
1996	50-20	17-5	1st
1995	43-23	12-4	1st
<b>Totals</b>	<b>979-296-2</b>	<b>259-81</b>	

## GASSO'S POSTSEASON APPEARANCES

2014	Women's College World Series NCAA Super Regional NCAA Regional
2013	National Champions Women's College World Series NCAA Super Regional NCAA Regional
2012	Women's College World Series NCAA Super Regional NCAA Regional
2011	Women's College World Series NCAA Super Regional NCAA Regional
2010	NCAA Super Regional NCAA Regional
2009	NCAA Regional
2008	NCAA Super Regional
2007	NCAA Super Regional NCAA Regional
2006	NCAA Regional
2005	NCAA Super Regional NCAA Regional
2004	Women's College World Series NCAA Regional
2003	Women's College World Series NCAA Regional
2002	Women's College World Series NCAA Regional
2001	Women's College World Series NCAA Regional
2000	National Champions Women's College World Series NCAA Regional
1999	NCAA Regional
1998	NCAA Regional
1997	NCAA Regional
1996	NCAA Regional
1995	NCAA Regional



**GASSO'S YEAR-BY-YEAR AT OKLAHOMA**

Year	Overall	Pct.	Big 12 Record	Pct.	Postseason
1995	43-23	.652	—	—	NCAA Regional Final
1996	50-20	.704	17-5	.773	NCAA Regional Final
1997	55-19	.743	14-4	.778	NCAA Regional (third)
1998	49-15	.766	12-5	.706	NCAA Regional Final
1999	40-16	.714	11-3	.786	NCAA Regional Final
2000	66-8	.892	17-1	.945	NCAA Regional Champions, WCWS National Champions
2001	50-9	.848	14-2	.875	NCAA Regional Champions, WCWS
2002	49-16	.753	14-2	.875	NCAA Regional Champions, WCWS
2003	47-14	.770	12-6	.666	NCAA Regional Champions, WCWS
2004	45-22-1	.652	11-7	.611	NCAA Regional Champions, WCWS
2005	50-17	.746	12-6	.666	NCAA Regional Champions, NCAA Super Regional
2006	40-21-1	.653	8-10	.444	NCAA Regional Final
2007	55-8	.873	14-4	.778	NCAA Regional Champions, NCAA Super Regional
2008	47-14	.770	16-2	.889	NCAA Regional Champions, NCAA Super Regional
2009	41-16	.719	14-4	.778	NCAA Regional
2010	47-12	.797	13-3	.813	NCAA Regional Champions, NCAA Super Regional
2011	43-19	.694	10-8	.556	NCAA Regional Champions, NCAA Super Regional Champions, WCWS
2012	54-10	.844	19-5	.792	NCAA Regional Champions, NCAA Super Regional Champions, WCWS
2013	57-4	.934	15-2	.882	Big 12 Champs, NCAA Regional Champs, NCAA Super Regional Champs, WCWS National Champs
2014	51-13	.797	16-2	.889	NCAA Regional Champions, NCAA Super Regional Champions, WCWS
<b>TOTALS</b>	<b>979-296-2</b>	<b>.767</b>	<b>259-81</b>	<b>.762</b>	<b>20 NCAA Tournament Appearances, 2 National Championships</b>

**GASSO VERSUS OPPONENTS AT OKLAHOMA**

Alabama .....	3-7	Fresno State .....	7-9	Nebraska .....	28-22	Southern Utah.....	3-0
Appalachian State.....	2-0	Georgia .....	2-2	Nevada.....	3-0	St. Gregory's.....	5-0
Arizona.....	14-21	Georgia Tech.....	0-1	New Mexico .....	5-0	Stanford .....	2-3
Arizona State.....	8-3	Harvard .....	3-0	New Mexico State.....	7-1	Stephen F. Austin .....	7-0
Arkansas .....	19-2	Hawaii.....	1-2	Nicholls State .....	5-0	Syracuse.....	3-0
Arkansas-Pine Bluff.....	3-0	Hofstra .....	0-1	North Carolina.....	5-0	Tarleton State.....	1-0
Auburn.....	2-0	Houston .....	6-1	North Carolina State.....	1-2	Temple.....	3-0
Austin Peay .....	1-0	Illinois .....	4-0-1	North Dakota State.....	2-1	Tennessee .....	4-4
Baylor.....	40-8	Illinois Chicago.....	6-1	North Texas .....	23-0	Tennessee Tech.....	1-0
Bethune-Cookman .....	1-0	Illinois State .....	6-0	Northern Colorado .....	2-0	Texas .....	28-24
Birmingham-Southern.....	2-0	Indiana .....	6-0-1	Northern Illinois.....	3-0	Texas A&M .....	39-13
Boise State .....	3-0	Indiana State.....	1-0	Northern Iowa.....	3-0	Texas A&M Corpus Christi .....	2-0
Boston University.....	1-0	Iona.....	1-0	Northwestern.....	12-2	Texas Arlington .....	3-0
Bowling Green .....	1-0	Iowa.....	2-2	Northwestern State.....	6-0	Texas Lutheran .....	1-0
Bradley.....	1-0	Iowa State.....	44-4	Notre Dame.....	4-3	Texas San Antonio .....	3-1
Bryant.....	1-0	Kansas.....	45-11	Ohio State .....	2-0	Texas State .....	4-0
BYU .....	2-0	Kent State .....	4-0	Oklahoma Christian.....	5-0	Texas Tech .....	39-7
Cal.....	5-4	Kentucky .....	5-1	Oklahoma City.....	12-4	Troy .....	2-0
Cal Poly .....	5-0	Lehigh.....	3-0	Oklahoma State .....	50-12	Tulsa.....	31-10
Cal State Bakersfield.....	2-0	Liberty .....	1-0	Oregon .....	8-2	UAB .....	6-1
Cal State Fullerton.....	5-4	Lipscomb.....	2-0	Oregon State .....	12-2	UC Davis .....	1-0
Cal State Northridge.....	5-2	Long Beach State .....	7-1	Pacific.....	7-0	UC Riverside .....	3-0
Centenary .....	6-0	Louisiana Lafayette .....	10-10	Penn State.....	3-1	UC Santa Barbara .....	3-0
Central Arizona.....	7-1	Louisiana Monroe.....	10-1	Pittsburgh .....	1-0	UCLA .....	2-5
Central Arkansas.....	1-0	Louisiana Tech .....	4-1	Princeton .....	1-0	UNLV .....	8-3
Central Michigan.....	1-1	Louisville.....	5-3	Purdue .....	1-0	UTEP .....	2-0
Chattanooga .....	1-0	Loyola Marymount.....	3-0	Rutgers .....	2-0	Utah .....	12-1
Colgate.....	1-0	LSU.....	7-6	Sacramento State.....	1-1	Utah State .....	2-0
Colorado State.....	4-0	Marist.....	1-0	Saint Louis .....	2-0	Utah Valley State .....	2-0
Connecticut.....	2-0	Massachusetts.....	6-2	Sam Houston State.....	4-2	Valparaiso .....	2-0
Creighton .....	13-0	McNeese State .....	9-2	San Diego State .....	9-1	Villanova .....	1-0
DePaul.....	7-5	Memphis .....	2-0	San Jose State .....	0-1	Virginia .....	2-0
Drake .....	6-0	Michigan .....	5-5	Santa Clara .....	1-0	Virginia Tech.....	1-0
Eastern Illinois.....	1-0	Michigan State.....	3-0	Seton Hall .....	1-0	Washington.....	10-10
Evansville .....	2-0	Minnesota.....	2-1	SIU Edwardsville.....	1-0	Weber State .....	1-0
Florida.....	4-1	Mississippi.....	3-0	South Carolina.....	2-2	Western Illinois .....	1-0
Florida Atlantic.....	2-2	Mississippi State.....	1-0	South Florida.....	3-1	Western Michigan .....	2-0
Florida International .....	2-0	Missouri.....	32-14	Southeastern Louisiana.....	1-0	Wichita State.....	29-0
Florida State.....	3-3	Missouri-Kansas City .....	4-0	Southern Illinois.....	1-1	Wisconsin.....	3-1
Fordham .....	2-0	Missouri State .....	10-4	Southern Mississippi .....	2-3		

Now in her 18th season as a full-time coach, Melysa Lombardi continues to guide the Sooner pitchers and catchers to even greater accomplishments. Lombardi was promoted to her current position of associate head coach in July 2007.

Drawing from her playing days as a catcher for the Sooners from 1995-96, Lombardi has lent her valuable experiences in tutoring the Oklahoma catchers and pitchers. During her tenure, the Sooners have won the 2000 and 2013 National Championships and have won 13 NCAA Regional Championships in 17 postseason appearances. In addition the Sooners have claimed six Big 12 regular season titles (1999, 2000, 2009, 2012, 2013, 2014) and three conference tournament championships (2001, 2007, 2010).

As a member of the Sooners' coaching staff, Lombardi has been a part of two NFCA National Coaching Staffs of the Year (2000 and 2013), and seven Regional Coaching Staffs of the Year (1999, 2000, 2001, 2004, 2012, 2013 and 2014).

A former all-conference catcher for the Sooners, Lombardi has also coached the Oklahoma battery to a combined 16 All-America honors, 30 All-Region accolades and 37 All-Big 12 selections during her time in Norman.

The 2014 season was one of Lombardi's best coaching jobs as the team's returning pitchers combined for three wins, one start, 13.2 innings and 13 strikeouts in 2013. Nevertheless, Stanford transfer Kelsey Stevens joined the squad and proceeded to tie for the nation's lead in wins with 38 to earn All-Region and All-Conference honors. In addition, sophomore catcher Whitney Ellis, who had to replace three-time All-American Jessica Shults, threw out a nation's best 61.5 percent (16 of 26) of would-be basestealers. For her efforts, Ellis also garnered regional and conference accolades.

Keilani Ricketts and Michelle Gascoigne combined to give the Sooners one of their most dominant seasons ever in 2013. Ricketts went 35-1 and Gascoigne was 18-3, while each had an ERA under 1.23 and held opponents' batting averages under .160. Ricketts threw 16 shutouts, Gascoigne threw eight and the pair combined on three more.

As a team, the Sooners led the country in earned run average at 1.16, the lowest by a staff since Florida's 0.69 mark in 2009. It was also the second year in a row that OU boasted the country's top ERA, the first time a program led in back-to-back years since 2005-06.

Ricketts was named the USA Softball Player of the Year for the second year in a row, the third player in history to win multiple honors. She ranked second in the nation in shutouts (16), third in wins (35) and fifth in hits allowed per seven innings (3.61). She threw a school record six no-hitters during the season, including in each of her first two starts, and her record of 35-1 went down as tied for the fourth-best winning percentage in a single-season in NCAA history.

A four-time All-American, Ricketts finished her career ranking ninth in NCAA history in appearances (192) and wins (133), 10th in games started as a pitcher (163), 11th in strikeouts (1605) and 13th in strikeouts per seven innings (10.46).

Gascoigne was named second-team All-Region and second-team All-Big 12 as she led the nation with a 0.88 earned run average, the lowest by any pitcher in the country since 2009. She finished her career with the best winning percentage in program history at .879 while also ranking in the top 10 in strikeouts (sixth), appearances (ninth), starts (10th), shutouts (10th) and wins (10th).

The 2012 season saw Lombardi's battery combine for one of her most successful seasons at OU as Keilani Ricketts and Jessica Shults both garnered first-team All-America honors. The duo also received first team NFCA All-Region honors as Ricketts set the program's single-season strikeouts record with 457 strikeouts. Ricketts, who was named the USA Softball Player of the Year, finished the year second nationally in strikeouts (457), strikeouts per seven innings (11.0), ERA (1.08) and wins (37), and she was third in shutouts (15).

As a staff, the 2012 Sooners set program records for both strikeouts and strikeouts per seven innings.

Lombardi's battery of Ricketts and Shults each earned All-American honors in 2011 as Ricketts and Shults both earned first and second team All-America honors, respectively. The pair each received first team NFCA All-Region accolades as Ricketts set what was then the program's single-season strikeouts record with 452 strikeouts. She finished the year third nationally with 11.1 strikeouts per seven innings. Ricketts

also set an OU single-game record with 19 strikeouts vs. Iona while Michelle Gascoigne threw the seventh perfect game in Oklahoma history with an 8-0 win over Appalachian State.

In 2010, Lombardi guided a freshman pitcher in Ricketts to second team All-America honors. Senior catcher Lindsey Vandever earned second team All-Central Region accolades and the duo earned first team All-Big 12 honors. Vandever also became the third OU player to earn Big 12 Defensive Player of the Year. With a pitching staff of two sophomores and two freshmen, Lombardi aided OU in producing a 1.39 earned run average, a mark that was second best in the nation.

Catcher Heather Scaglione earned two straight All-America first team honors in 2004 and 2005. The only two-time first team All-American in school history was also named the Big 12's Defensive Player of the Year in those same years. Scaglione remains the only player in Big 12 history to receive the honor twice.

The 2007 season was one of the most successful for the OU battery. The team posted a 55-8 overall record and Lauren Eckermann earned Big 12 Pitcher of the Year honors. Eckermann went on to be named an All-American and tied the school record for most wins in a season with 37. In 2008, pitcher D.J. Mathis and Vandever earned All-Midwest Region and All-Big 12 honors. Mathis also earned second team All-America honors and ranked among the nation's best in several NCAA categories. Vandever and Mathis earned all-Big 12 honors in 2009 and were named to the NFCA All-Central Region team.

In 2004, Lombardi may have had her biggest challenge since joining the OU staff. The pitching coach had to hold together a staff that was missing its No. 1 and No. 2 pitcher for a combined total of 51 games. Despite the shortage of arms, the Sooners were the third best staff (in terms of ERA) in the Big 12. Lombardi's protégé Kami Keiter turned it up another notch during the postseason when she garnered All-Big 12 Tournament and Region 1 Championship MVP honors.

In 2003, Lombardi guided Keiter out of the shadows of former Sooner great Jennifer Stewart and into stardom. In just her second collegiate season, Keiter led the Big 12 in wins (47) and was ranked in the NCAA top 15 in two pitching categories. The Sooner pitching staff combined for an ERA of 1.40, which ranked as the 18th best in the NCAA.

In her first year on the coaching staff as a student assistant in 1997, the OU pitching staff produced one of the lowest earned run averages in school history and in the country.

The staff finished with a 1.14 ERA to rank seventh in the nation. The Sooners' pitching performances continued to rank among the nation's elite in 1998 and 1999 and the Sooners' improvement culminated in 2000 with a national championship.

In the national championship season, the team registered a 1.44 ERA which was good enough for second in the Big 12 and ranked 25th nationally. The staff posted 24 shutouts and its best strikeout total in three years with 301.

Lombardi helped guide the one-two punch of Lana Moran and Stewart that year. Moran went 26-2 and led the Big 12 with a 1.28 ERA. Stewart was a third team All-America selection and the MOP of the Women's College World Series. Lombardi also helped catcher Ashli Barrett reach new heights as the junior was named a first team All-American.

The Glendale, Ariz., native ended her two-year Sooner playing career with a spectacular senior season in 1996. Her team-leading .345 batting average was a key factor during OU's Big 12 Conference Championship run that year.

She was also instrumental in helping Jill Most and Jennifer Jaime record two of the best pitching seasons in school history. Lombardi caught all three of Most's wins in OU's conference tournament games and was named to the all-tournament team after going 3-for-8 (.375) at the plate with four RBI, two runs scored, a triple and a stolen base.

Lombardi graduated from Oklahoma in 1997 with a degree in health and sports science. She and her husband, John, were married on Nov. 10, 2000. The couple has one child, a son, Gianni Thomas.

MELYSSA LOMBARDI  
ASSOCIATE HEAD COACH  
18TH SEASON  
OKLAHOMA, 1997



THE LOMBARDI FILE

Personal

Hometown ..... Glendale, Ariz.  
High School ..... Greenway  
College ..... Oklahoma, 1997  
Family ..... husband, John  
son, Gianni Thomas

Coaching History

2007-present ..... Oklahoma Associate Head Coach  
1998-2007 ..... Oklahoma Assistant Coach  
1997 ..... Oklahoma Student Assistant

CAREER COACHING ACCOLADES

- Member of the 2013 NFCA National Coaching Staff of the Year
- Member of 1999, 2000, 2001, 2004, 2012, 2013 and 2014 NFCA Midwest Region Coaching Staffs of the Year
- Coached five pitchers and three catchers to 16 combined All-America honors
- At least one pitcher or one catcher has garnered All-Big 12 honors each year since 1998, with 69 total honors for the battery since 1997
- 30 NFCA All-Region honors have gone to OU pitchers and catchers since 1997

Playing History

1995-96 ..... University of Oklahoma  
1993-94 ..... Central Arizona College

PLAYER ACCOLADES

- 1996 NFCA All-Midwest Region
- 1996 Second Team All-Big 12
- 1995 Honorable Mention All-Big 12





**TRIPP MACKAY**  
 ASSISTANT COACH  
 EIGHTH SEASON  
 OKLAHOMA STATE, 2000

**THE MACKAY FILE**

**Personal**

Hometown ..... Mt. Pleasant, Texas  
 High School ..... Mt. Pleasant  
 College ..... Oklahoma State, 2000  
 Family ..... wife, Holly daughter, Ali; sons, Jack and Brooks

**Coaching History**

2007-present ..... Oklahoma Assistant Coach  
 2001-07 ..... Private Hitting Instructor  
 1999-2000 ..... Blinn College Assistant Coach  
 1998 ..... Palm Beach CC Volunteer Coach  
 1997 ..... Northeast Texas CC Volunteer Coach

**Playing History**

1999-2000 ..... Sioux City Explorers (Northern League)  
 1998-99 ..... Winnipeg Goldeyes (Northern League)  
 1997 ..... Cape Fear Crocs (A)  
 1996 ..... Vermont Expos (A)  
 1995-96 ..... Oklahoma State University  
 1993-94 ..... University of Florida

**CAREER COACHING ACCOLADES**

- Member of the 2013 NFCA National Coaching Staff of the Year
- Member of 2012, 2013 and 2014 NFCA Midwest Region Coaching Staffs of the Year

**PLAYER ACCOLADES**

- Two-time All-American (1995, 1996)
- Member of the 1996 OSU College World Series team



Tripp Mackay is in his eighth season as an assistant on the Oklahoma softball staff where he is responsible for working with OU's outfielders and the Sooner offense. The Sooners have reached the postseason in all seven of MacKay's years on staff, including winning the 2013 National Championship. Along the way, the team has captured four Big 12 regular season titles (2009, 2012, 2013, 2014) and two conference tournament championships (2007 and 2010).

Following the Sooners' national title in 2013, MacKay and the OU coaches were named the NFCA National Coaching Staff of the Year. He has also been a part of the 2012, 2013 and 2014 NFCA Regional Coaching Staff of the Year.

For the second year in a row the Sooners led the Big 12 in home runs, on-base percentage and slugging percentage in 2014. The team averaged 7.03 runs per game to rank third in the country, while OU's rate of 1.41 homers per game sat fourth in the country, its .432 OBP was good for fifth and the .546 slugging mark put them sixth.

Juniors Shelby Pendley (first team) and Lauren Chamberlain (third team) were both named All-Americans in 2014, while MacKay helped coach seven All-Region honorees and five all-conference selections.

The 2013 squad boasted one of the best offenses the nation has ever seen. The Sooners led the country in runs scored per game (7.8) and slugging percentage (.582), while also ranking in the top 10 of batting average (.333), home runs per game (1.54), and doubles per game (1.57). The team also set the NCAA single-season record for walks drawn with 348, shattering the old mark of 301. In addition, OU established Big 12 records for runs scored (476), runs batted in (444), slugging percentage (.582) and on-base percentage (.461).

Individually, Keilani Ricketts was named the USA Softball Player of the Year for the second year in a row and took home first-team All-America honors with Lauren Chamberlain, while Shelby Pendley and Brianna Turang garnered second-team accolades. Ricketts, Chamberlain and Turang each took home first-team All-Region honors, while Pendley and Destinee Martinez were placed on the second team.

Within the Big 12, Pendley was recognized as the Big 12 Player of the Year in her first season as a Sooner, while she was joined by Chamberlain, Martinez, Ricketts and Turang as All-Big 12 first-team honorees. Georgia Casey made the second team.

The individual accomplishments earned by the Sooners were many. Chamberlain continued her assault on the record books as she led the country in home runs, home runs per game, runs per game, total bases, and slugging percentage, while finishing second in on-base percentage and RBI/game. With her 30 home runs, she became just the second player in NCAA history to have multiple seasons with at least 30 home runs.

Chamberlain set Big 12 records for runs scored in a season (87), RBI (84), total bases (187), slugging percentage (1.113), on-base percentage (.613) and tied her own home run record (30). She also established new OU single-season marks in batting average (.458), extra-base hits (48) and walks drawn (63).

The 2013 season also saw Jessica Shults finish her OU career as the Big 12's all-time home runs leader with 61 and extra-base hits leader with 101. Ricketts set the school record for career walks drawn at 170.

His fifth season saw the team return to the Women's College World Series for the seventh time in program history. As a team, OU established new conference and school bests for slugging percentage and home runs in 2012.

Shults and Chamberlain were each named first-team All-Americans and All-Big 12 First Team honorees. Chamberlain was also named the Big 12 Freshman of the Year as she smashed the school and conference record for home runs in a season and broke the school record for season slugging percentage.

In addition, Martinez was tabbed to the 2012 All-Big 12 Second Team, while five players were named Big 12 Player of the Week during the year.

The 2011 squad reached to the Women's College World Series as OU put together 29 runs in its five postseason victories. Jessica Shults ranked eighth nationally in home runs per game en route to a second team All-America honor. The Sooners finished the year ranked in the top 25 nationally in scoring, home runs per game and slugging percentage.

The 2010 season saw OU finish the year 47-12 overall and 13-3 in Big 12 play. OU won the final Big 12 Championship and finished second in the regular season. Amber Flores, Shults and Ricketts were named NFCA second team All-America. Flores finished her career as the Big 12 career leader in home runs and sat atop OU career categories in home runs, extra-base hits, walks drawn, slugging percentage and on-base percentage.

The 2009 team wrapped up the year 41-16 overall and 14-4 in Big 12 play. The Sooners won their fourth Big 12 regular season title and hosted an NCAA Regional for the second consecutive year. Flores was named Big 12 Player of the Year and a first team All-American and senior Samantha Ricketts was named to the second team. Flores, Ricketts and junior Lindsey Vandever were named to the first team All-Central Region by the organization. Flores was also a top 10 finalist for USA Softball's Collegiate Player of the Year.

In 2008, MacKay's first season at OU, the Sooners advanced to the NCAA Super Regionals and finished second in the Big 12 with an overall record of 47-14 and 16-2 in league play. Five players were named first team All-Big 12, while four Sooners earned All-Midwest Region first team honors with another on the second team.

MacKay is a familiar name in the state of Oklahoma as he began his collegiate career at the University of Florida and played his final two seasons at Oklahoma State. He was a two-time All-American and a member of the 1996 College World Series team at Oklahoma State. MacKay graduated with a degree in physical education from OSU in 2000.

The second baseman moved on to the professional ranks after being drafted by the Montreal Expos in the 1996 draft. MacKay played for the Vermont Expos and the Cape Fear Crocs in the Montreal Expos organization from 1996-97 and finished his professional play in the Northern League with the Winnipeg Goldeyes (1998-99) and Sioux City Explorers (1999-00).

MacKay began his coaching career with valuable experience at the collegiate level as an assistant coach. He made stops at Blinn College, Palm Beach Community College and Northeast Texas Community College from 1997-2000.

He spent seven years as a private hitting instructor in Dallas and, in 2004, became a partner of the Dallas Performance Edge Training Center. MacKay was instrumental in all aspects of the softball side of the academy including pitching, hitting, fielding, catching, base running and position specific skills.

While serving as an instructor at Performance Edge, MacKay found time to broaden his coaching credentials. The Columbus, Miss., native served as a hitting instructor at Mike Candrea's University of Arizona Summer and Holiday Camps. Prior to his stint at Dallas Performance Edge, MacKay served as a hitting instructor at the Dallas Baseball Academy of Texas from 2000-04.

MacKay grew up in a baseball family. His father, Jack, was a bat designer for Louisville Slugger from 1990-1997.

MacKay is married to the former Holly Cooper and the couple has three children, Ali, Jack and Brooks.



**NICOLE BISHOP**

VOLUNTEER ASSISTANT COACH  
FIRST SEASON  
OKLAHOMA, 2006



**THE BELL FILE**

*Personal*

Hometown ..... Coppell, Texas  
High School ..... Coppell HS  
College ..... Oklahoma, 2006

*Professional History*

2015 ..... Oklahoma Volunteer Assistant Coach

*Playing Career*

2003-06 ..... Oklahoma

**SHARON CARTER**

DIRECTOR OF OPERATIONS  
THIRD SEASON  
ST. GREGORY'S, 2004



**THE CARTER FILE**

*Personal*

Hometown ..... Perth, Australia  
College ..... St. Gregory's, 2009

*Professional History*

2012-present ..... Oklahoma Director of Operations

*Playing Career*

2006-09 ..... St. Gregory's







**SUPPORT STAFF**



**JAYE AMUNDSON**  
Academics



**KARL ANDERSON**  
Communications



**BRITTANI BEAVER**  
Athletics Trainer



**CAYLI BUMP**  
Student Assistant Athletics Trainer



**MICHELLE GASCOIGNE**  
Graduate Assistant



**SHELLEY HARMON**  
Administrative Assistant



**Stacy Haxel**  
Student Manager



**MATT JAQUES**  
SoonerVision



**JACKIE LIVINGSTON**  
Event Management



**ALICIA MACKEY**  
Marketing



**MATT SCHAEPERKOETTER**  
Ticket Office



**JESSICA SHULTS**  
Graduate Assistant



**Jerry Teddy**  
Equipment Manager



**SYLVIA WHARTON**  
Ticket Office



**JASON WHEELER**  
Fields and Grounds



**Brittany Williams**  
Volunteer Student Assistant

David L. Boren, who has served Oklahoma as Governor and U.S. Senator, became the thirteenth President of the University of Oklahoma in November 1994. He is the first person in state history to have served in all three positions. In his last U.S. Senate election, Boren received the highest percentage of the votes of any Senate candidate in the United States.

Boren is widely respected for his academic credentials, his longtime support of education, and for his distinguished political career as a reformer of the American political system. A graduate of Yale University in 1963, Boren majored in American history, graduated in the top one percent of his class and was elected Phi Beta Kappa. He was selected as a Rhodes Scholar and earned a master's degree in politics, philosophy and economics from Oxford University, England, in 1965.

In 1968, he received a law degree from the University of Oklahoma College of Law, where he was on the Law Review, elected to the Order of the Coif, and won the Bledsoe Prize as the outstanding graduate by a vote of the faculty.

As Oklahoma's governor from 1974 through 1978, Boren promoted key educational initiatives that have had an enduring impact on Oklahoma. Established during his tenure were the Oklahoma Arts Institute, the Scholar-Leadership Enrichment Program, and the Oklahoma Physicians Manpower Training Program, which provides scholarships for medical students and medical personnel who commit to practice in underserved rural areas. Also, the first state funding for Gifted and Talented classes was provided in 1976 and, from 1976 through 1978, Oklahoma ranked first among all states in the percentage increases of funding for higher education.

One of Boren's most far-reaching projects in promoting quality education at all levels is the Oklahoma Foundation for Excellence, which he founded in 1985. The foundation recognizes outstanding public school students and teachers and helps establish private local foundations to help give academic endowment grants to local public schools. As a senator, he was the author of the National Security Education Act in 1992, which provides scholarships for study abroad and for learning additional languages, as well as legislation to restore the tax deductibility of gifts of appreciated property to universities in 1993. He has served as co-chair of the U.S. President's bipartisan Intelligence Advisory Board (PIAB).

Boren, also a former state legislator, spent nearly three decades in elective politics before becoming the president of the University of Oklahoma. Boren was the youngest governor in the nation when he served from 1974 to 1978. Known as a reformer, Boren campaigned with a broom as his symbol. During his term, he instituted many progressive programs, including conflict-of-interest rules, campaign-financing disclosure, stronger open meeting laws for public bodies, more competitive bidding on state government contracts, and reform of the state's prison system, including expanded education programs for first-time offenders and the largest expansion of the work-release program in state history. He advocated and signed into law the state's Open Meeting Law in 1977.

During his time in the U.S. Senate from 1979 to 1994, Boren served on the Senate Finance and Agriculture Committees and was the longest-serving chairman of the Senate Select Committee on Intelligence. From his days as a state legislator and governor of Oklahoma to Washington, Boren carried a commitment to reform, leading numerous efforts to make government work better for American citizens. As chairman of the Senate Intelligence Committee, he strengthened oversight of secret government programs and reformed the procedures for Presidential notice of such programs to Congress.

For more than 10 years, he led the fight for congressional campaign finance reform and for legislation discouraging administration and congressional staff from cashing in on government experience and contacts by becoming lobbyists. In addition, he introduced legislation seeking to limit gifts and travel subsidies that government workers, including members of Congress, can receive from lobbyists. Boren also chaired the special 1992-93 Joint Committee on the Organization of Congress, which produced proposals to make Congress more efficient and responsive by streamlining congressional bureaucracy, reducing staff sizes and reforming procedures to end legislative gridlock. Boren left the U.S. Senate in 1994 with an approval rating of 91 percent.

Boren served from 1988 to 1997 as a member of the Yale University Board of Trustees. His university experience also includes four years on the faculty of Oklahoma Baptist University, where he was chairman of the Department of Political Science and chairman of the Division of Social Sciences. In 1993, the American Association of University Professors presented Boren with the Henry Yost Award as Education Advocate of the Year.

In April 2004, Boren received the Mory's Cup from the Mory's Association at Yale University. In making the presentation to Boren it was noted that he was the first Yale graduate in the university's history extending over three centuries to have served as a Governor, U.S. Senator and President of a major university.

Under Boren's leadership, the University of Oklahoma has developed and emerged as a "pacesetter university in American public higher education," with 31 major new programs initiated since his inauguration. They include establishment of the Joe C. and Carole Kerr McClendon Honors College, the Charles M. Russell Center for the Study of Art of the American West, a new expository writing program for freshmen modeled on the program at Harvard, the Artist-in-Residence Program, a new College of International Studies, and the Faculty-in-Residence Program, putting faculty family apartments in student residence halls. The Retired Professors Program has been started, bringing 50 retired full professors back to the University to teach freshmen. Additional new programs include a Religious Studies program to promote understanding between cultures, the Institute for Quality Communities,

DAVID L. BOREN  
13th PRESIDENT  
UNIVERSITY OF OKLAHOMA



David L. and Molly Shi Boren

which fosters the creation of livable communities in the state and nation, the Center for the Creation of Economic Wealth, which allows students to partner with OU researchers and private sector mentors to advance early-stage university technologies that enhance the state's economy, and the Institute for American Constitutional Heritage, which allows students the opportunity to gain a greater understanding of our nation's history.

The number of new facilities started or completed on the campus during the Boren years has matched the explosion in new programs. Since 1994, more than \$2 billion in construction projects have been completed or are under way on OU's three campuses. Among the largest of the recent projects are the \$67 million National Weather Center on OU's Norman Campus, the \$128 million Peggy and Charles Stephenson Cancer Center on OU's Health Sciences Center campus in Oklahoma City and the \$35 million OU-Tulsa Schusterman Center Clinic.

Presidential Travel Scholarships, students from 120 countries on campus, and study abroad programs in over 50 countries and 100 cities on six continents, including OU's signature program in Arezzo, Italy, are all making OU more international. The Joe C. and Carole Kerr McClendon Honors College helps to assure that no students need to leave Oklahoma to find an educational experience to match their potential.

In 1995, Boren launched the "Reach for Excellence" fundraising campaign with a five-year goal of \$200 million, which was twice as large as any fundraising drive in Oklahoma history. The drive exceeded \$500 million, raising OU into the top 15 public universities in the United States in private endowment per capita. Since 1994, endowed professorships have increased from 100 to 562 and the OU donor base has grown from 17,000 to more than 191,500 friends and alumni. During Boren's tenure more than \$2 billion in private gifts have been donated to the university.

Above all, the Boren years have been marked by an emphasis on putting students first. There is not a university president in the country that is more committed to students as his number one priority. He teaches a freshman-level course in political science each semester and is one of the few presidents of major universities to teach.

Boren is married to Molly Shi Boren, a former judge and English teacher. Mrs. Boren is President Emeritus of the Oklahoma Arts Institute, which provides education programs in nine arts disciplines for high school students from across the state who are gifted in the arts. Molly Boren has two degrees from the University of Oklahoma, a master's degree in English and a Juris Doctorate from the OU College of Law. A native of Seminole, Boren has two children, Carrie Boren Headington, an Episcopal minister, and David Daniel Boren, a former member of the United States Congress from Oklahoma. Devoting much of his life to public service, Boren drew from the example of his parents, the late Congressman Lyle H. Boren and Christine Boren.



**JOE CASTIGLIONE**  
DIRECTOR OF ATHLETICS  
UNIVERSITY OF OKLAHOMA



*The Castiglione Family*

Facility improvement and construction at athletics facilities has been carried out at a record pace and Castiglione takes pride in the fact that those improvements have been paid for with private money. The most recent facility is the \$75 million Headington Hall, which provides housing for the general student population as well as student-athletes. The state-of-the-art building opened in August 2013 and makes OU the leader in providing an engaging community living option for OU students.

Castiglione understands that facilities are a key component in recruiting as well as for the thousands of Sooner fans who come to the Norman campus to cheer on their favorite team. With that knowledge, OU administrators recently announced a \$370 million update to the Gaylord Family Oklahoma Memorial Stadium Master Plan. To be carried out over the next several years, the improvements will directly affect every Sooner student-athlete and every fan who enters the historic stadium.

Castiglione is quick to give full credit to the student-athletes and coaches, the staff, OU President Boren, the OU Board of Regents, the donors and the fans for the success experienced during his tenure. It was that commitment to a team approach emphasis that was one of the many qualities that the search committee recognized when they recommended Castiglione to university administration in April of 1998 after an outstanding administrative career at Missouri.

In recognition of the many achievements of his tenure, Castiglione was named National Athletic Director of the Year in May 2009 by the Sports Business Journal. The National Football Foundation and College Hall of Fame named him the 2013 recipient of the John L. Toner Award, presented annually by the NFF to an athletic director who has demonstrated superior administrative abilities and shown outstanding dedication to college athletics and particularly college football. In April 2014, Castiglione received the Abe Lemons/Paul Hansen Award for Sports Excellence from Oklahoma City University.

His peers have honored him as well. In November 2012, the United States Sports Academy named him the winner of the Carl Maddox Sports Management Award. In October 2004, the Bobby Dodd Foundation named him Athletics Director of the Year. In 2003, he was inducted into the National Association of Collegiate Marketing Administrators Hall of Fame. In June 2001, he received the General Robert R. Neyland Athletic Director Award for lifetime achievement from the All-American Football Foundation. The National Association of Collegiate Directors of Athletics (NACDA) named him Central Region AD of the Year in 2000.

The department received the 2007 PRISM Award, presented by the School of Sports Management at the University of Massachusetts. OU was just the second Division I winner and all of the programs recognized by the selection panel were started under Castiglione's leadership with the full support of university administration.

The achievement that may bring him the most pride came in May 2007 when he completed a master's of education degree from OU. Subsequently, he became an adjunct professor in the College of Education, teaching graduate classes in Marketing, Development and Leadership in Higher Education. He was recently named to the Jeannine Rainbolt College of Education Board of Advocates.

Castiglione was instrumental in the athletics department's major campaign, Great Expectations: The Campaign For Sooner Sports. The then largest fund-raising effort in OU athletics history included projects that impacted each of OU's 21 sports and has become a national model for intercollegiate athletics. The campaign ended three years later with more than \$125 million raised and that figure has grown to more than \$380 million since then as funds continue to be raised for facility improvements and scholarship endowments.

Hired on April 30, 1998, Castiglione joined the Sooner family after serving as athletics director at Missouri. In his 17-year career with the Tigers, Castiglione, who was named director of athletics at Missouri on Dec. 15, 1993, was credited with rebuilding sports programs, hiring outstanding coaches, implementing an innovative master plan for facilities, inspiring record-setting increases in fund-raising and balancing the budget in each of his five years as athletics director.

A 1979 Maryland graduate, Castiglione received the University's Distinguished Alumnus Award in April 2007. He began his career as the sports promotions director at Rice. He then worked a year as director of athletic fund-raising at Georgetown before being hired in 1981 at Missouri as director of communications and marketing.

His commitment to the success of student-athletes has gone beyond the Norman campus and he has served at the national and conference level. He is entering his fourth year on the NCAA Division I Men's Basketball Committee. He chaired the NCAA's Football Academic Progress Rate (APR) Working Group and completed service on the NCAA Working Group on Collegiate Model-Rules Committee. He also serves on the Gatorade Collegiate Advisory Board and the National Football Foundation and College Football Hall of Fame Board of Directors.

He served three terms as the chair of the Big 12 Board of Athletics Directors and is a past president of both the Division I-A Athletic Directors Association and NACDA. He served a four-year term on the NCAA Championship/Competition Cabinet and the NCAA Baseball Committee and is a past member of the NCAA Football Special Events Certification Committee. He has served on the NCAA Diversity Leadership Strategic Planning Committee, the NCAA Division I Women's Basketball Discussion Group, the United States Olympic Committee Athlete Career and Education Strategic Working Group and the NCAA Football Issues Committee of which he now serves as chairman. A former member of the Phi Delta Theta Foundation Board of Trustees, he is a highly requested speaker at annual conventions and continuing education institutes. In November 2011, he was named to his hometown, Broward County (Fla.) Sports Hall of Fame.

His involvement in the local community has led to service with civic clubs, churches and charities, including the United Way of Norman, recently serving his third term as OU's campus co-chair, which resulted in the highest recorded contributions ever by faculty, staff and students to the United Way of Norman's annual campaign. He encourages student-athletes and athletics staff to participate in those efforts as well, and in 2013-14, OU Athletics representatives logged more than 4,000 hours of community service.

A native of Fort Lauderdale, Fla., Castiglione is married to the former Kristen Bartel, a 1990 graduate of the University of Missouri. They are the parents of two sons, Joseph Robert, Jr. and Jonathan Edmund.

When Joe Castiglione came to Oklahoma, he inherited one of the most storied programs in college athletics, and he set about the business of making it better.

Some would argue that the past 16 years represent the best of the best. With nine national championships and 67 conference titles, including seven in the 2014-15 academic year, during his tenure, Castiglione's record is certainly one of great merit. Add in the impressive numbers in the classroom for his Sooners and you get a sense of the overall excellence that Castiglione has encouraged and built.

A place where competitive dreams come true and academic excellence are the expectations, not the exceptions, has been created at OU by Castiglione with the full support of OU President David L. Boren and OU's Board of Regents.

The 11th and now second longest serving director of athletics at OU, Castiglione arrived on the Sooner campus in summer of 1998 and what he found was nothing like what we see today. He made a number of changes, and, in the process, created a team of administrators, coaches and support staff who pursue and achieve lofty goals under the banner of ethical integrity.

The Sooners continue to rank among the top 20 in the annual Learfield Director's Cup, including an all-time best of seventh in 2012-13. The 2013-14 competition season resulted in OU's fifth consecutive top 20 finish and the 14th in the top 30 in Castiglione's 16 seasons at the helm.

Oklahoma's consistent performance in the Director's Cup has been built through overall success in competition. OU sent eight of nine spring sport teams to the postseason and a total of seven teams, led by the 2014 women's gymnastics team's national championship, finished in the top 10 throughout the year. That number included runner-up NCAA finishes by the men's gymnastics and men's tennis teams as well as top 10 finishes from women's golf (fourth), softball (fifth), football (sixth), wrestling (10th).

The true measure of achievement for Castiglione and, by extension, the department's coaches and staff, is demonstrated in the success of the student-athletes in relation to the department's mission statement "Inspiring champions today . . . Preparing leaders for tomorrow." Castiglione believes that excellence on the field of competition should correlate with the outstanding results from the classroom. OU student-athletes once again recorded a cumulative GPA over 3.00 for the 2013-14 academic year, a streak of five consecutive semesters of a 3.00-plus GPA. The 2013 fall semester produced an all-time best single semester GPA of 3.06. Nine Sooner programs recorded a perfect 1.000 Academic Progress Rate as the APR held steady or improved for 16 of 21 teams.

Since arriving at OU, Castiglione has insisted that daily and long-term decisions be made in a financially responsible manner. The department has closed the books in the black in each of the last 16 years, making it one of the few Division I programs which remain totally self-sustaining. His understanding of how the department fits into the University's academic mission led to a decision to increase the direct support provided by the department on an annual basis. The most recent demonstration of that commitment led to a partnership with President Boren's office that eliminated the admission fee at OU's internationally known Fred Jones Jr. Museum of Art. Through direct and indirect support, OU Athletics provides more than \$8 million annually to OU's academics budget.



 **2014 REVIEW**



51-13 OVERALL (16-2 BIG 12, 32-3 HOME, 8-5 AWAY, 11-5 NEUTRAL)

Date	Opponent	W	Score	L	Innings	Overall	Conference	Pitcher of Record	Attendance	Time
!Feb 07, 2014	vs Kentucky		4-5	L	(10)	0-1-0	0-0-0	Casey, G. (L 0-1)	1340	3:00
!Feb 07, 2014	at Cal State Fullerton		1-3	L	7	0-2-0	0-0-0	Ham, Maggie (L 0-1)	1340	1:53
!Feb 08, 2014	vs Santa Clara	W	10-1		5	1-2-0	0-0-0	Casey, G. (W 1-1)	-	1:26
!Feb 08, 2014	vs Loyola Marymount	W	11-1		5	2-2-0	0-0-0	Stevens, K. (W 1-0)	-	1:26
!Feb 09, 2014	vsPittsburgh	W	2-1		7	3-2-0	0-0-0	Stevens, K. (W 2-0)	0	1:40
#Feb 14, 2014	vs Illinois State	W	11-6		7	4-2-0	0-0-0	Dewbery, T. (W 1-0)	1100	2:37
#Feb 14, 2014	at Arizona State		0-7	L	7	4-3-0	0-0-0	Stevens, K. (L 2-1)	1775	1:35
#Feb 15, 2014	vs SIU-Edwardsville	W	7-2		7	5-3-0	0-0-0	Miller, L. (W 1-0)	262	2:35
#Feb 16, 2014	vs Washington		1-3	L	7	5-4-0	0-0-0	Stevens, K. (L 2-2)	403	1:55
#Feb 16, 2014	vs Michigan State	W	7-6		7	6-4-0	0-0-0	Stevens, K. (W 3-2)	333	2:26
%Feb 20, 2014	vs Boise State	W	9-1		5	7-4-0	0-0-0	Stevens, K. (W 4-2)	-	1:52
%Feb 20, 2014	vs Oregon State	W	11-3		6	8-4-0	0-0-0	Stevens, K. (W 5-2)	-	2:02
%Feb 21, 2014	vs Northwestern	W	11-9		7	9-4-0	0-0-0	Stevens, K. (W 6-2)	450	2:45
%Feb 21, 2014	vs UCLA		2-3	L	7	9-5-0	0-0-0	Stevens, K. (L 6-3)	630	2:08
%Feb 22, 2014	vs Syracuse	W	6-2		7	10-5-0	0-0-0	Stevens, K. (W 7-3)	490	1:57
^Feb 28, 2014	ARKANSAS-PINE BLUFF	W	10-0		5	11-5-0	0-0-0	Miller, L. (W 2-0)	617	1:30
^Feb 28, 2014	ARKANSAS-PINE BLUFF	W	35-1		5	12-5-0	0-0-0	Dewbery, T. (W 2-0)	617	2:04
^Mar. 1, 2014	NEBRASKA	W	5-4		7	13-5-0	0-0-0	Stevens, K. (W 8-3)	777	2:36
^Mar. 1, 2014	NEBRASKA		2-7	L	7	13-6-0	0-0-0	Casey, G. (L 1-2)	777	2:25
Mar 04, 2014	LOUISIANA TECH	W	11-3		6	14-6-0	0-0-0	Stevens, K. (W 9-3)	448	2:02
&Mar 07, 2014	LIBERTY	W	18-3		5	15-6-0	0-0-0	Miller, L. (W 3-0)	688	2:05
&Mar 07, 2014	WESTERN ILLINOIS	W	9-1		6	16-6-0	0-0-0	Stevens, K. (W 10-3)	688	2:15
&Mar 09, 2014	TULSA	W	1-0		7	17-6-0	0-0-0	Stevens, K. (W 11-3)	854	1:40
Mar 14, 2014	at Louisiana-Lafayette	W	13-5		7	18-6-0	0-0-0	Stevens, K. (W 12-3)	1759	3:02
Mar 15, 2014	at Louisiana-Lafayette		0-7	L	7	18-7-0	0-0-0	Stevens, K. (L 12-4)	-	2:10
Mar 15, 2014	at Louisiana-Lafayette		1-3	L	7	18-8-0	0-0-0	Stevens, K. (L 12-5)	1789	1:55
Mar 18, 2014	BRADLEY	W	8-0		6	19-8-0	0-0-0	Casey, G. (W 2-2)	788	1:40
Mar 22, 2014	LSU	W	2-1		7	20-8-0	0-0-0	Stevens, K. (W 13-5)	993	2:35
Mar 23, 2014	LSU	W	3-2		7	21-8-0	0-0-0	Stevens, K. (W 14-5)	693	1:56
*Mar 28, 2014	at Iowa State	W	10-0		5	22-8-0	1-0-0	Stevens, K. (W 15-5)	112	1:48
*Mar 29, 2014	at Iowa State	W	14-2		5	23-8-0	2-0-0	Miller, L. (W 4-0)	226	2:06
*Mar 30, 2014	at Iowa State	W	11-0		5	24-8-0	3-0-0	Stevens, K. (W 16-5)	389	1:41
*Apr 02, 2014	OKLAHOMA STATE	W	2-0		7	25-8-0	4-0-0	Stevens, K. (W 17-5)	1110	1:47
*Apr 04, 2014	KANSAS	W	9-0		5	26-8-0	5-0-0	Stevens, K. (W 18-5)	1028	1:40
*Apr 05, 2014	KANSAS	W	8-3		7	27-8-0	6-0-0	Stevens, K. (W 19-5)	1462	2:14
*Apr 05, 2014	KANSAS	W	8-0		5	28-8-0	7-0-0	Stevens, K. (W 20-5)	1462	1:40
Apr 08, 2014	WICHITA STATE	W	3-0		7	29-8-0	7-0-0	Stevens, K. (W 21-5)	854	1:55
Apr 08, 2014	WICHITA STATE	W	9-1		5	30-8-0	7-0-0	Miller, L. (W 5-0)	854	1:11
*Apr 11, 2014	at Baylor	W	3-2		7	31-8-0	8-0-0	Stevens, K. (W 22-5)	1147	2:07
*Apr 12, 2014	at Baylor	W	2-0		7	32-8-0	9-0-0	Stevens, K. (W 23-5)	1835	1:50
*Apr 13, 2014	at Baylor		6-8	L	7	32-9-0	9-1-0	Stevens, K. (L 23-6)	1102	3:26
*Apr 17, 2014	TEXAS	W	4-1		7	33-9-0	10-1-0	Stevens, K. (W 24-6)	946	2:03
*Apr 18, 2014	TEXAS		0-9	L	6	33-10-0	10-2-0	Stevens, K. (L 24-7)	1370	2:13
*Apr 19, 2014	TEXAS	W	8-0		5	34-10-0	11-2-0	Stevens, K. (W 25-7)	1396	1:48
Apr 22, 2014	CENTRAL ARKANSAS	W	8-0		5	35-10-0	11-2-0	Casey, G. (W 3-2)	624	1:24
Apr 23, 2014	NORTH TEXAS	W	3-0		7	36-10-0	11-2-0	Stevens, K. (W 26-7)	894	1:40
Apr 26, 2014	UAB	W	11-3		5	37-10-0	11-2-0	Stevens, K. (W 27-7)	992	2:13
Apr 26, 2014	UAB	W	8-4		7	38-10-0	11-2-0	Stevens, K. (W 28-7)	992	2:13
Apr 27, 2014	UAB	W	6-4		7	39-10-0	11-2-0	Dewbery, T. (W 3-0)	636	2:28
Apr 30, 2014	at Arkansas	W	10-2		5	40-10-0	11-2-0	Stevens, K. (W 29-7)	614	1:45
*May 02, 2014	TEXAS TECH	W	5-0		7	41-10-0	12-2-0	Stevens, K. (W 30-7)	1156	2:01
*May 03, 2014	TEXAS TECH	W	5-1		7	42-10-0	13-2-0	Stevens, K. (W 31-7)	1365	1:37
*May 04, 2014	TEXAS TECH	W	13-0		5	43-10-0	14-2-0	Pendley, S. (W 1-0)	844	1:35
*May 10, 2014	at Oklahoma State	W	5-4		7	44-10-0	15-2-0	Stevens, K. (W 32-7)	475	2:22
*May 11, 2014	OKLAHOMA STATE	W	11-3		5	45-10-0	16-2-0	Stevens, K. (W 33-7)	1728	1:48
~May 16, 2014	BRYANT	W	14-4		5	46-10-0	16-2-0	Stevens, K. (W 34-7)	1240	1:43
~May 17, 2014	TEXAS A&M	W	9-8		7	47-10-0	16-2-0	Pendley, S. (W 2-0)	1298	2:50
~May 18, 2014	TEXAS A&M	W	11-6		7	48-10-0	16-2-0	Stevens, K. (W 35-7)	1252	2:35
<May 23, 2014	TENNESSEE	W	8-1		7	49-10-0	16-2-0	Stevens, K. (W 36-7)	1718	5:24
<May 24, 2014	TENNESSEE		0-4	L	7	49-11-0	16-2-0	Stevens, K. (L 36-8)	1751	6:24
<May 25, 2014	TENNESSEE	W	8-2		7	50-11-0	16-2-0	Stevens, K. (W 37-8)	1940	2:40
=May 29, 2014	vs Alabama		2-6	L	7	50-12-0	16-2-0	Stevens, K. (L 37-9)	8818	2:35
=May 31, 2014	vs Louisiana-Lafayette	W	3-1		7	51-12-0	16-2-0	Stevens, K. (W 38-9)	9192	2:26
=May 31, 2014	vs Oregon		2-4	L	7	51-13-0	16-2-0	Pendley, S. (L 2-1)	9323	2:48

All times listed are central | \* Big 12 Game | ! Easton Tournament | # Littlewood Classic | % Mary Nutter Collegiate Classic | ^ Spring Preview Tournament | & Courtyard Marriot Tournament

~ NCAA Regional | < NCAA Super Regional | =WCWS



**2014 STATS | 51-13 OVERALL (32-3 HOME, 8-5 AWAY, 11-5 NEUTRAL)**

Player	Avg.	GP-GS	AB	R	H	2B	3B	HR	RBI	TB	SLG%	BB	HP	SO	GDP	OB%	SF	SH	SB-ATT	PO	A	E	FLD%
Pendley, Shelby	.430	64-64	193	67	83	18	2	19	76	162	.839	40	1	28	0	.530	0	1	13-13	77	92	8	.955
Chamberlain, Lauren	.358	39-39	95	45	34	5	1	12	27	77	.811	51	1	18	0	.585	0	0	10-10	158	5	1	.994
Casey, Georgia	.353	63-63	190	53	67	15	3	13	49	127	.668	31	6	27	0	.454	2	0	6-7	78	89	5	.971
Williams, Brittany	.348	64-62	164	44	57	7	0	14	55	106	.646	41	2	23	0	.478	2	0	0-0	146	4	3	.980
Martinez, Destinee	.322	64-64	199	52	64	4	2	0	32	72	.362	11	1	14	0	.358	1	4	16-16	74	1	3	.962
Ellis, Whitney	.295	64-64	176	40	52	10	1	10	50	94	.534	21	4	26	0	.381	1	2	5-6	372	46	4	.991
Miller, Leslie	.275	50-38	80	19	22	3	0	4	24	37	.463	30	3	36	0	.487	0	0	1-1	0	5	0	1.000
Parsons, Callie	.269	62-34	104	23	28	3	0	1	9	34	.327	7	1	18	0	.321	0	1	4-4	47	2	0	1.000
Miller, Erin	.250	57-38	120	28	30	5	2	3	24	48	.400	15	6	26	0	.359	1	3	5-8	24	1	1	.962
Henson, Javen	.241	50-40	83	17	20	2	0	5	25	37	.446	4	10	19	0	.340	3	9	0-1	82	38	1	.992
Lucas, Tyler	.429	11-1	7	4	3	0	0	0	1	3	.429	0	0	0	0	.429	0	0	0-0	0	1	0	1.000
Self, Kady	.425	45-25	73	28	31	4	0	6	21	53	.726	16	0	9	0	.528	0	0	5-7	49	1	3	.943
Hatfield, Macey	.290	23-7	31	8	9	2	0	1	6	14	.452	4	1	6	0	.389	0	0	0-0	1	0	0	1.000
Vest, Jessica	.230	55-38	74	14	17	0	0	0	10	17	.230	10	3	17	0	.345	0	3	7-9	66	65	4	.970
Townsend, Paris	.128	44-9	47	8	6	0	0	2	6	12	.255	8	3	15	0	.283	2	1	0-0	6	0	1	.857
Dewbery, Taylor	.000	13-1	0	0	0	0	0	0	0	0	.000	0	0	0	0	.000	0	0	0-0	0	5	0	1.000
Ham, Maggie	.000	3-1	0	0	0	0	0	0	0	0	.000	0	0	0	0	.000	0	0	0-0	0	0	0	.000
Stevens, Kelsey	.000	57-50	0	0	0	0	0	0	0	0	.000	0	0	0	0	.000	0	0	0-0	16	32	2	.960
<b>Totals</b>	<b>.320</b>	<b>64-64</b>	<b>1636</b>	<b>450</b>	<b>523</b>	<b>78</b>	<b>11</b>	<b>90</b>	<b>415</b>	<b>893</b>	<b>.546</b>	<b>289</b>	<b>42</b>	<b>282</b>	<b>0</b>	<b>.432</b>	<b>12</b>	<b>24</b>	<b>72-82</b>	<b>1196</b>	<b>387</b>	<b>36</b>	<b>.978</b>
<b>Opponents</b>	<b>.229</b>	<b>64-64</b>	<b>1486</b>	<b>173</b>	<b>340</b>	<b>49</b>	<b>4</b>	<b>44</b>	<b>159</b>	<b>529</b>	<b>.356</b>	<b>147</b>	<b>41</b>	<b>365</b>	<b>4</b>	<b>.315</b>	<b>2</b>	<b>18</b>	<b>10-26</b>	<b>1119</b>	<b>376</b>	<b>83</b>	<b>.947</b>

LOB - Team (437), Opp (328). DPs turned - Team (30), Opp (18). TPs turned - Team (1). IBB - Team (6), Chamberlain 4, Pendley, S. 1, Casey, G. 1, Opp (7). Picked off - Chamberlain 1.

	ERA	W-L	APP	GS	CG	SHO	SV	IP	H	R	ER	BB	SO	2B	3B	HR	B/AVG	WP	HP	BK	SFA	SHA
Pendley, Shelby	2.08	2-1	23	2	1	1/5	4	40.1	27	12	12	19	34	1	0	3	.191	3	10	0	0	1
Stevens, Kelsey	2.44	38-9	57	50	25	8/5	0	275.0	211	103	96	99	285	33	2	30	.207	21	22	1	1	9
Casey, Georgia	4.31	3-2	16	8	0	0/2	0	37.1	40	26	23	18	25	4	2	6	.284	2	4	1	1	3
Miller, Leslie	3.40	5-0	13	2	0	0/2	0	22.2	33	15	11	7	12	7	0	1	.347	0	3	0	0	2
Dewbery, Taylor	4.55	3-0	13	1	0	0/0	0	20.0	24	14	13	4	7	4	0	2	.312	5	2	0	0	3
Ham, Maggie	6.30	0-1	3	1	0	0/0	0	3.1	5	3	3	0	2	0	0	2	.357	1	0	0	0	0
<b>Totals</b>	<b>2.77</b>	<b>51-13</b>	<b>64</b>	<b>64</b>	<b>26</b>	<b>15/6</b>	<b>4</b>	<b>398.2</b>	<b>340</b>	<b>173</b>	<b>158</b>	<b>147</b>	<b>365</b>	<b>49</b>	<b>4</b>	<b>44</b>	<b>.229</b>	<b>32</b>	<b>41</b>	<b>2</b>	<b>2</b>	<b>18</b>
<b>Opponents</b>	<b>6.92</b>	<b>13-51</b>	<b>64</b>	<b>64</b>	<b>30</b>	<b>4/0</b>	<b>1</b>	<b>373.0</b>	<b>523</b>	<b>450</b>	<b>369</b>	<b>289</b>	<b>282</b>	<b>78</b>	<b>11</b>	<b>90</b>	<b>.320</b>	<b>31</b>	<b>42</b>	<b>5</b>	<b>12</b>	<b>24</b>

PB - Team (5), Ellis, W. 5, Opp (4). Pickoffs - Team (6), Ellis, W. 6, Opp (1). SBA/ATT - Ellis, W. (10-25), Stevens, K. (7-18), Casey, G. (2-4), Miller, L. (0-2), Ham, Maggie (0-1), Pendley, S. (1-1).

**CONFERENCE ONLY | 16-2 BIG 12 (10-1 HOME, 6-1 AWAY)**

Player	Avg.	GP-GS	AB	R	H	2B	3B	HR	RBI	TB	SLG%	BB	HP	SO	GDP	OB%	SF	SH	SB-ATT	PO	A	E	FLD%
Self, Kady	.553	14-14	38	16	21	3	0	5	17	39	1.026	8	0	2	0	.630	0	0	2-2	19	0	1	.950
Casey, Georgia	.407	18-18	54	18	22	7	2	3	18	42	.778	10	1	7	0	.500	1	0	0-1	24	29	1	.981
Williams, Brittany	.370	18-18	46	15	17	1	0	5	18	33	.717	12	2	6	0	.508	1	0	0-0	64	2	1	.985
Pendley, Shelby	.360	18-18	50	16	18	4	0	3	16	31	.620	12	1	4	0	.492	0	0	4-4	22	17	1	.975
Ellis, Whitney	.314	18-18	51	12	16	2	1	3	15	29	.569	4	1	5	0	.375	0	1	1-2	106	13	1	.992
Martinez, Destinee	.302	18-18	53	13	16	0	0	0	7	16	.302	3	1	3	0	.351	0	1	3-3	21	0	1	.955
Miller, Leslie	.281	17-16	32	7	9	1	0	2	8	16	.500	10	0	14	0	.452	0	0	0-0	0	0	0	.000
Henson, Javen	.080	14-10	25	4	2	1	0	1	4	6	.240	0	2	8	0	.143	1	3	0-0	21	9	0	1.000
Chamberlain, Lauren	.667	4-4	3	5	2	0	0	2	2	8	2.667	8	0	0	0	.909	0	0	2-2	14	1	0	1.000
Hatfield, Macey	.333	8-5	15	4	5	1	0	1	6	9	.600	2	1	3	0	.444	0	0	0-0	1	0	0	1.000
Vest, Jessica	.313	13-9	16	3	5	0	0	0	3	5	.313	1	1	3	0	.389	0	2	1-1	15	16	1	.969
Parsons, Callie	.238	17-9	21	6	5	0	0	0	0	5	.238	2	0	2	0	.304	0	0	0-0	12	1	0	1.000
Miller, Erin	.176	12-2	17	3	3	0	0	1	3	6	.353	0	1	6	0	.222	0	0	0-0	1	0	0	1.000
Townsend, Paris	.167	12-4	18	2	3	0	0	1	4	6	.333	3	1	5	0	.292	2	0	0-0	3	0	1	.750
Lucas, Tyler	.000	4-0	2	0	0	0	0	0	0	0	.000	0	0	0	0	.000	0	0	0-0	0	0	0	.000
Dewbery, Taylor	.000	1-0	0	0	0	0	0	0	0	0	.000	0	0	0	0	.000	0	0	0-0	0	1	0	1.000
Stevens, Kelsey	.000	17-16	0	0	0	0	0	0	0	0	.000	0	0	0	0	.000	0	0-0	0	1	12	0	1.000
<b>Totals</b>	<b>.327</b>	<b>18-18</b>	<b>441</b>	<b>124</b>	<b>144</b>	<b>20</b>	<b>3</b>	<b>27</b>	<b>121</b>	<b>251</b>	<b>.569</b>	<b>75</b>	<b>12</b>	<b>68</b>	<b>0</b>	<b>.433</b>	<b>5</b>	<b>7</b>	<b>13-15</b>	<b>324</b>	<b>101</b>	<b>8</b>	<b>.982</b>
<b>Opponents</b>	<b>.206</b>	<b>18-18</b>	<b>389</b>	<b>33</b>	<b>80</b>	<b>9</b>	<b>0</b>	<b>9</b>	<b>30</b>	<b>116</b>	<b>.298</b>	<b>38</b>	<b>13</b>	<b>105</b>	<b>4</b>	<b>.296</b>	<b>2</b>	<b>2</b>	<b>3-7</b>	<b>300</b>	<b>95</b>	<b>20</b>	<b>.952</b>

LOB - Team (116), Opp (87). DPs turned - Team (8), Opp (4). IBB - Team (2), Chamberlain 1, Casey, G. 1, Opp (2).

	ERA	W-L	APP	GS	CG	SHO	SV	IP	H	R	ER	BB	SO	2B	3B	HR	B/AVG	WP	HP	BK	SFA	SHA
Stevens, Kelsey	1.81	14-2	17	16	10	6	2/0	85.0	55	22	22	27	91	8	0	6	.183	7	7	0	1	2
Dewbery, Taylor	0.00	0-0	1	0	0	0	0/0	1.1	2	0	0	0	0	0	0	0	.333	1	0	0	0	0
Pendley, Shelby	2.44	1-0	7	1	1	1	2/1	14.1	11	5	5	8	13	0	0	1	.220	0	5	0	0	0
Miller, Leslie	4.20	1-0	3	1	0	0	1/0	3.1	6	3	2	0	1	0	0	1	.353	0	1	0	0	0
Casey, Georgia	5.25	0-0	2	0	0	0	0/0	4.0	6	3	3	3	0	1	0	1	.400	0	0	0	1	0
<b>Totals</b>	<b>2.07</b>	<b>16-2</b>	<b>18</b>	<b>18</b>	<b>11</b>	<b>9</b>	<b>2/1</b>	<b>108.0</b>	<b>80</b>	<b>33</b>	<b>32</b>	<b>38</b>	<b>105</b>	<b>9</b>	<b>0</b>	<b>9</b>	<b>.389</b>	<b>.206</b>	<b>8</b>	<b>13</b>	<b>0</b>	<b>22</b>
<b>Opponents</b>	<b>7.84</b>	<b>2-16</b>	<b>18</b>	<b>18</b>	<b>9</b>	<b>1</b>	<b>0/0</b>	<b>100.0</b>	<b>144</b>	<b>124</b>	<b>112</b>	<b>75</b>	<b>68</b>	<b>20</b>	<b>3</b>	<b>27</b>	<b>.441</b>	<b>.327</b>	<b>8</b>	<b>12</b>	<b>0</b>	<b>57</b>

PB - Team (0), Opp (1). Pickoffs - Team (1), Ellis, W. 1. SBA/ATT - Ellis, W. (3-7), Stevens, K. (3-6), Miller, L. (0-1).

# HITTING GAME-BY-GAME

Date	Opponent	ab	r	h	rbi	2b	3b	hr	bb	ibb	sb	cs	hbp	sac	sf	gdp	k	po	a	e	avg
Feb 07, 2014	vs Kentucky	37	4	7	4	0	0	3	4	1	0	0	1	1	0	0	8	28	8	0	.189
Feb 07, 2014	at Cal State Fullerton	25	1	3	1	0	0	1	0	0	0	0	0	0	0	0	10	18	7	0	.161
Feb 08, 2014	vs Santa Clara	24	10	10	10	1	0	2	3	0	2	0	2	0	0	0	4	15	5	1	.233
Feb 08, 2014	vs Loyola Marymount	21	11	9	9	3	0	0	5	0	2	0	1	1	0	0	4	15	4	0	.271
Feb 09, 2014	vs Pittsburgh	19	2	1	2	0	0	1	3	0	0	0	0	0	0	0	4	21	8	0	.238
Feb 14, 2014	vs Illinois State	35	11	14	11	2	0	3	6	0	0	0	0	0	0	0	3	21	8	1	.273
Feb 14, 2014	at Arizona State	23	0	1	0	0	0	0	0	0	0	0	0	0	0	0	12	18	7	1	.245
Feb 15, 2014	vs SIU-Edwardsville	25	7	8	6	1	1	1	13	0	8	1	0	0	0	0	2	21	9	1	.254
Feb 16, 2014	vs Washington	24	1	3	0	0	0	0	2	0	0	0	1	0	0	0	14	18	5	0	.240
Feb 16, 2014	vs Michigan State	27	7	9	7	4	0	0	3	1	0	0	0	1	0	0	3	21	5	2	.250
Feb 20, 2014	vs Boise State	17	9	5	9	1	0	2	8	0	2	0	2	0	0	0	1	15	3	0	.253
Feb 20, 2014	vs Oregon State	29	11	11	9	3	0	0	8	0	1	1	0	0	0	0	5	18	9	0	.265
Feb 21, 2014	vs Northwestern	31	11	9	11	2	0	0	11	0	2	0	1	0	1	0	7	21	11	2	.267
Feb 21, 2014	vs UCLA	26	2	5	1	1	2	0	2	0	2	0	0	0	0	0	10	19	4	3	.262
Feb 22, 2014	vs Syracuse	24	6	8	5	2	0	0	6	1	1	1	0	0	0	0	5	21	6	0	.266
Feb 28, 2014	ARKANSAS-PINE BLUFF	22	10	9	8	2	1	3	4	0	0	1	0	0	0	0	1	15	8	0	.274
Feb 28, 2014	ARKANSAS-PINE BLUFF	37	35	24	31	6	1	4	14	0	2	0	3	1	1	0	1	15	7	0	.305
Mar. 1, 2014	NEBRASKA	28	5	8	4	5	0	0	3	0	1	0	3	0	0	0	8	21	6	0	.304
Mar. 1, 2014	NEBRASKA	26	2	6	2	0	0	1	4	0	3	0	0	0	0	0	5	21	9	2	.300
Mar 04, 2014	LOUISIANA TECH	28	11	12	11	2	0	4	3	0	1	0	1	0	0	0	3	18	5	0	.307
Mar 07, 2014	LIBERTY	34	18	19	18	1	0	6	6	0	3	0	0	0	0	0	0	15	6	0	.322
Mar 07, 2014	WESTERN ILLINOIS	23	9	7	9	1	0	2	8	0	3	0	1	0	0	0	5	18	5	0	.321
Mar 09, 2014	TULSA	22	1	4	1	0	0	1	2	0	0	0	0	0	0	0	11	21	9	0	.316
Mar 14, 2014	at Louisiana-Lafayette	32	13	11	9	2	0	1	7	0	0	0	4	0	1	0	6	21	6	1	.318
Mar 15, 2014	at Louisiana-Lafayette	22	0	1	0	0	0	0	1	0	0	0	1	0	0	0	6	18	6	0	.309
Mar 15, 2014	at Louisiana-Lafayette	25	1	4	1	1	0	0	1	0	0	0	0	0	0	0	4	18	5	0	.303
Mar 18, 2014	BRADLEY	26	8	7	6	0	0	2	5	0	2	0	0	1	0	0	3	18	6	1	.302
Mar 22, 2014	LSU	23	2	4	2	0	0	1	5	0	0	0	1	1	0	0	5	21	12	0	.298
Mar 23, 2014	LSU	24	3	6	1	2	0	0	3	0	2	1	0	0	0	0	4	21	11	1	.296
Mar 28, 2014	at Iowa State	24	10	9	10	1	0	4	9	1	0	0	1	1	0	0	2	15	8	0	.299
Mar 29, 2014	at Iowa State	29	14	14	14	1	0	1	7	0	0	0	3	0	0	0	1	15	9	2	.305
Mar 30, 2014	at Iowa State	24	11	11	11	3	1	1	6	0	2	1	2	0	1	0	2	15	7	0	.310
Apr 02, 2014	OKLAHOMA STATE	22	2	6	2	1	0	1	2	0	0	1	0	0	0	0	3	21	3	0	.309
Apr 04, 2014	KANSAS	22	9	10	9	0	0	3	3	0	3	0	2	1	0	0	6	15	6	0	.312
Apr 05, 2014	KANSAS	28	8	9	7	0	0	3	4	0	0	0	2	0	1	0	4	21	7	1	.313
Apr 05, 2014	KANSAS	22	8	8	8	3	0	0	8	0	1	0	0	0	0	0	4	15	5	0	.314
Apr 08, 2014	WICHITA STATE	21	3	6	3	3	0	0	5	0	2	0	0	1	0	0	3	21	7	0	.313
Apr 08, 2014	WICHITA STATE	21	9	9	8	3	0	1	3	0	0	1	1	0	0	0	1	15	6	1	.316
Apr 11, 2014	at Baylor	24	3	3	3	0	1	1	4	0	1	0	0	0	0	0	6	21	5	1	.311
Apr 12, 2014	at Baylor	27	2	6	2	0	0	0	1	0	0	0	0	0	0	0	5	21	4	0	.309
Apr 13, 2014	at Baylor	28	6	9	6	2	1	0	1	0	0	0	1	2	1	0	6	18	4	0	.309
Apr 17, 2014	TEXAS	23	4	6	4	0	0	2	4	0	0	0	0	0	0	0	5	21	6	1	.308
Apr 18, 2014	TEXAS	22	0	4	0	2	0	0	4	0	1	0	0	0	0	0	1	18	4	0	.306
Apr 19, 2014	TEXAS	22	8	11	8	1	0	2	3	0	1	0	0	0	1	0	3	15	3	0	.309
Apr 22, 2014	CENTRAL ARKANSAS	19	8	9	8	0	0	1	4	0	1	0	0	2	0	0	1	15	5	0	.312
Apr 23, 2014	NORTH TEXAS	21	3	7	3	1	0	2	3	0	0	1	0	1	0	0	1	21	4	0	.313
Apr 26, 2014	UAB	23	11	12	11	2	0	1	5	0	4	0	0	0	0	0	1	15	5	3	.317
Apr 26, 2014	UAB	24	8	6	7	0	2	0	7	0	0	0	0	0	1	0	5	21	7	1	.315
Apr 27, 2014	UAB	26	6	10	4	0	0	0	9	1	3	0	0	2	0	0	5	21	11	1	.317
Apr 30, 2014	at Arkansas	28	10	12	9	1	0	1	7	0	2	0	0	1	0	0	5	15	3	1	.319
May 02, 2014	TEXAS TECH	24	5	5	5	1	0	2	5	1	0	0	0	0	0	0	5	21	6	0	.317
May 03, 2014	TEXAS TECH	23	5	6	5	0	0	3	2	0	0	0	0	0	1	0	6	21	5	1	.316
May 04, 2014	TEXAS TECH	22	13	8	11	2	0	2	6	0	3	0	0	0	0	0	1	15	8	1	.317
May 10, 2014	at Oklahoma State	27	5	5	5	1	0	0	4	0	1	0	1	2	0	0	5	21	6	0	.314
May 11, 2014	OKLAHOMA STATE	28	11	14	11	2	0	2	2	0	0	0	0	1	0	0	3	15	5	1	.318
May 16, 2014	BRYANT	27	14	18	14	2	0	2	2	0	3	0	1	0	2	0	0	15	4	0	.325
May 17, 2014	TEXAS A&M	34	9	12	7	0	0	4	4	0	0	0	2	0	0	0	7	21	5	0	.325
May 18, 2014	TEXAS A&M	36	11	14	11	1	1	3	6	0	0	0	0	0	0	0	3	21	5	0	.327
May 23, 2014	TENNESSEE	28	8	10	7	2	0	2	4	0	2	0	0	2	1	0	5	21	1	0	.328
May 24, 2014	TENNESSEE	24	0	5	0	0	0	0	2	0	2	0	1	1	0	0	6	18	5	2	.326
May 25, 2014	TENNESSEE	31	8	13	8	0	0	5	2	0	0	0	2	1	0	0	0	21	4	1	.328
May 29, 2014	vs Alabama	23	2	1	1	0	0	1	5	0	2	0	0	0	0	0	9	18	4	1	.323
May 31, 2014	vs Louisiana-Lafayette	23	3	4	3	1	0	1	2	0	0	0	1	0	0	0	2	21	3	1	.321
May 31, 2014	vs Oregon	27	2	6	2	0	0	1	4	0	1	1	0	0	0	0	6	21	7	0	.320
<b>Totals</b>		<b>1636</b>	<b>450</b>	<b>523</b>	<b>415</b>	<b>78</b>	<b>11</b>	<b>90</b>	<b>289</b>	<b>6</b>	<b>72</b>	<b>10</b>	<b>42</b>	<b>24</b>	<b>12</b>	<b>0</b>	<b>282</b>	<b>1196</b>	<b>387</b>	<b>36</b>	<b>.320</b>





# PITCHING GAME-BY-GAME

Date	Opponent	ip	h	r	er	bb	so	2b	3b	hr	wp	bk	hbp	dp	ibb	score	w-l	sv	era
Feb 07, 2014	vs Kentucky	9.1	9	5	4	2	8	1	0	3	0	0	0	0	1	4-5	0-1	0	3.00
Feb 07, 2014	at Cal State Fullerton	6.0	5	3	3	2	8	0	0	2	0	0	0	0	0	1-3	0-2	0	3.20
Feb 08, 2014	vs Santa Clara	5.0	1	1	1	0	3	0	0	1	0	0	0	0	0	10-1	1-2	0	2.75
Feb 08, 2014	vs Loyola Marymount	5.0	5	1	1	0	3	1	0	0	0	0	0	0	0	11-1	2-2	0	2.49
Feb 09, 2014	vs Pittsburgh	7.0	4	1	1	0	10	1	0	0	1	0	0	0	0	2-1	3-2	0	2.16
Feb 14, 2014	vs Illinois State	7.0	6	6	6	8	1	1	0	1	0	0	2	2	0	11-6	4-2	0	2.85
Feb 14, 2014	at Arizona State	6.0	8	7	6	2	3	1	0	2	2	0	1	1	0	0-7	4-3	0	3.40
Feb 15, 2014	vs SIU-Edwardsville	7.0	8	2	2	3	3	1	0	0	0	0	2	1	0	7-2	5-3	0	3.21
Feb 16, 2014	vs Washington	6.0	8	3	3	4	1	2	0	1	0	0	0	0	0	1-3	5-4	0	3.24
Feb 16, 2014	vs Michigan State	7.0	7	6	2	3	6	1	0	1	1	0	1	1	0	7-6	6-4	0	3.11
Feb 20, 2014	vs Boise State	5.0	1	1	1	1	8	0	0	1	1	0	0	0	0	9-1	7-4	0	2.99
Feb 20, 2014	vs Oregon State	6.0	2	3	3	3	4	0	1	0	3	0	0	0	0	11-3	8-4	0	3.03
Feb 21, 2014	vs Northwestern	7.0	11	9	7	5	5	1	0	0	0	0	1	1	0	11-9	9-4	0	3.36
Feb 21, 2014	vs UCLA	6.1	5	3	2	3	7	3	0	0	1	0	0	0	0	2-3	9-5	0	3.28
Feb 22, 2014	vs Syracuse	7.0	4	2	2	5	5	1	0	1	2	1	0	1	0	6-2	10-5	0	3.19
Feb 28, 2014	ARKANSAS-PINE BLUFF	5.0	2	0	0	1	5	0	0	0	0	0	1	2	0	10-0	11-5	0	3.03
Feb 28, 2014	ARKANSAS-PINE BLUFF	5.0	2	1	1	0	5	0	0	1	0	0	0	1	0	35-1	12-5	0	2.95
Mar. 1, 2014	NEBRASKA	7.0	7	4	4	6	3	1	0	0	0	0	0	0	1	5-4	13-5	0	3.02
Mar. 1, 2014	NEBRASKA	7.0	15	7	7	2	3	4	1	1	0	0	1	1	0	2-7	13-6	0	3.25
Mar 04, 2014	LOUISIANA TECH	6.0	6	3	3	4	8	2	0	1	0	0	0	0	0	11-3	14-6	0	3.26
Mar 07, 2014	LIBERTY	5.0	5	3	3	1	8	0	0	1	0	0	1	1	0	18-3	15-6	0	3.30
Mar 07, 2014	WESTERN ILLINOIS	6.0	6	1	1	2	8	0	0	0	0	0	0	0	0	9-1	16-6	0	3.20
Mar 09, 2014	TULSA	7.0	2	0	0	2	11	0	0	0	1	0	0	0	1	1-0	17-6	0	3.05
Mar 14, 2014	at Louisiana-Lafayette	7.0	6	5	5	4	7	0	0	2	2	1	1	0	0	13-5	18-6	0	3.14
Mar 15, 2014	at Louisiana-Lafayette	6.0	10	7	7	6	4	3	0	0	2	0	1	2	0	0-7	18-7	0	3.33
Mar 15, 2014	at Louisiana-Lafayette	6.0	8	3	3	3	2	1	1	0	0	0	0	0	0	1-3	18-8	0	3.34
Mar 18, 2014	BRADLEY	6.0	4	0	0	0	8	1	0	0	0	0	0	0	0	8-0	19-8	0	3.22
Mar 22, 2014	LSU	7.0	8	1	1	7	3	0	1	1	0	0	0	1	1	2-1	20-8	0	3.13
Mar 23, 2014	LSU	7.0	6	2	1	1	6	0	0	1	0	0	1	0	0	3-2	21-8	1	3.05
Mar 28, 2014	at Iowa State	5.0	2	0	0	2	3	0	0	0	0	0	2	2	0	10-0	22-8	1	2.97
Mar 29, 2014	at Iowa State	5.0	9	2	1	0	1	0	0	1	1	0	0	1	0	14-2	23-8	1	2.93
Mar 30, 2014	at Iowa State	5.0	2	0	0	2	4	0	0	0	1	0	1	1	0	11-0	24-8	1	2.85
Apr 02, 2014	OKLAHOMA STATE	7.0	6	0	0	2	8	0	0	0	1	0	0	0	0	2-0	25-8	1	2.76
Apr 04, 2014	KANSAS	5.0	1	0	0	2	5	0	0	0	0	0	0	1	0	9-0	26-8	1	2.69
Apr 05, 2014	KANSAS	7.0	5	3	3	2	7	2	0	0	0	0	2	1	0	8-3	27-8	2	2.70
Apr 05, 2014	KANSAS	5.0	2	0	0	3	3	0	0	0	1	0	1	0	0	8-0	28-8	2	2.64
Apr 08, 2014	WICHITA STATE	7.0	6	0	0	2	6	2	0	0	1	0	0	0	0	3-0	29-8	3	2.56
Apr 08, 2014	WICHITA STATE	5.0	5	1	0	0	3	2	0	0	0	0	0	0	0	9-1	30-8	3	2.51
Apr 11, 2014	at Baylor	7.0	5	2	2	3	6	1	0	1	0	0	2	1	0	3-2	31-8	3	2.49
Apr 12, 2014	at Baylor	7.0	1	0	0	2	4	1	0	0	1	0	0	0	0	2-0	32-8	3	2.42
Apr 13, 2014	at Baylor	6.0	8	8	8	8	2	1	0	1	1	0	2	0	2	6-8	32-9	3	2.58
Apr 17, 2014	TEXAS	7.0	3	1	1	0	7	0	0	1	0	0	0	0	0	4-1	33-9	3	2.54
Apr 18, 2014	TEXAS	6.0	13	9	9	1	7	1	0	2	1	0	1	0	0	0-9	33-10	3	2.72
Apr 19, 2014	TEXAS	5.0	3	0	0	1	7	1	0	0	0	0	1	0	0	8-0	34-10	3	2.67
Apr 22, 2014	CENTRAL ARKANSAS	5.0	3	0	0	1	7	1	0	0	1	0	1	1	0	8-0	35-10	3	2.62
Apr 23, 2014	NORTH TEXAS	7.0	1	0	0	1	6	0	0	0	0	0	0	1	0	3-0	36-10	3	2.56
Apr 26, 2014	UAB	5.0	5	3	2	1	5	0	0	1	0	0	3	0	0	11-3	37-10	3	2.56
Apr 26, 2014	UAB	7.0	6	4	4	4	5	0	0	0	1	0	0	1	0	8-4	38-10	3	2.60
Apr 27, 2014	UAB	7.0	9	4	4	0	4	1	0	1	1	0	0	1	0	6-4	39-10	4	2.63
Apr 30, 2014	at Arkansas	5.0	3	2	2	0	6	0	0	1	0	0	0	0	0	10-2	40-10	4	2.63
May 02, 2014	TEXAS TECH	7.0	2	0	0	2	11	0	0	0	0	0	0	0	0	5-0	41-10	4	2.57
May 03, 2014	TEXAS TECH	7.0	3	1	1	0	11	0	0	1	0	0	0	0	0	5-1	42-10	4	2.54
May 04, 2014	TEXAS TECH	5.0	2	0	0	3	5	0	0	0	0	0	0	1	0	13-0	43-10	4	2.50
May 10, 2014	at Oklahoma State	7.0	7	4	4	3	8	2	0	0	1	0	1	0	0	5-4	44-10	4	2.53
May 11, 2014	OKLAHOMA STATE	5.0	6	3	3	2	6	0	0	2	0	0	0	0	0	11-3	45-10	4	2.56
May 16, 2014	BRYANT	5.0	3	4	4	4	7	1	0	1	0	0	1	0	0	14-4	46-10	4	2.60
May 17, 2014	TEXAS A&M	7.0	9	8	8	3	5	0	0	2	0	0	2	1	0	9-8	47-10	4	2.71
May 18, 2014	TEXAS A&M	7.0	7	6	6	1	6	1	0	3	1	0	0	0	0	11-6	48-10	4	2.77
May 23, 2014	TENNESSEE	7.0	6	1	1	0	11	2	0	0	1	0	1	0	0	8-1	49-10	4	2.74
May 24, 2014	TENNESSEE	6.0	3	4	4	3	6	1	0	1	0	0	3	2	1	0-4	49-11	4	2.77
May 25, 2014	TENNESSEE	7.0	3	2	1	2	5	0	0	1	0	0	1	0	0	8-2	50-11	4	2.74
May 29, 2014	vs Alabama	6.0	7	6	5	2	7	0	0	2	0	0	0	0	0	2-6	50-12	4	2.78
May 31, 2014	vs Louisiana-Lafayette	7.0	6	1	1	3	7	0	0	1	0	0	2	0	0	3-1	51-12	4	2.75
May 31, 2014	vs Oregon	7.0	7	4	4	2	8	3	0	0	2	0	1	0	0	2-4	51-13	4	2.77
<b>Totals</b>		<b>398.2</b>	<b>340</b>	<b>173</b>	<b>158</b>	<b>147</b>	<b>365</b>	<b>49</b>	<b>4</b>	<b>44</b>	<b>32</b>	<b>2</b>	<b>41</b>	<b>30</b>	<b>7</b>	<b>450-173</b>	<b>51-13</b>	<b>4</b>	<b>2.77</b>

TWO NATIONAL CHAMPIONSHIPS NINE WCWS APPEARANCES ELEVEN BIG 12 CHAMPIONSHIPS



**TEAM HIGHS**

*Batting*

At bats:.....37, 2x, MR: vs Arkansas-Pine Bluff (Feb 28, 2014)  
 Runs scored:..... 35 vs Arkansas-Pine Bluff (Feb 28, 2014)  
 Hits: ..... 24 vs Arkansas-Pine Bluff (Feb 28, 2014)  
 RBIs:..... 31 vs Arkansas-Pine Bluff (Feb 28, 2014)  
 Doubles:..... 6 vs Arkansas-Pine Bluff (Feb 28, 2014)  
 Triples: ..... 2, 2x, MR: vs UAB (Apr 26, 2014)  
 Home runs: ..... 6 vs Liberty (Mar 07, 2014)  
 Total bases: ..... 44 vs Arkansas-Pine Bluff (Feb 28, 2014)  
 Walks: ..... 14 vs Arkansas-Pine Bluff (Feb 28, 2014)  
 Strikeouts:..... 14 vs Washington (Feb 16, 2014 at Phoenix, Ariz.)  
 Sac hits:..... 2, 5x, MR: vs. Tennessee (May 23, 2014)  
 Sac flies: ..... 2 vs Bryant (May 16, 2014)  
 Stolen bases: ..... 8 vs SIU-Edwardsville (Feb 15, 2014 at Phoenix, Ariz.)  
 Hit by pitch:..... 4 at Louisiana-Lafayette (Mar 14, 2014)  
 Runners LOB:..... 13, 2x, MR: vs UAB (Apr 27, 2014)  
 Hit into DP:..... 2, 2x, MR: vs Texas (Apr 17, 2014)

*Fielding*

Putouts: .....28 vs Kentucky (Feb 07, 2014 at Fullerton, Calif.)  
 Assists: ..... 12 vs LSU (Mar 22, 2014)  
 Errors:..... 3, 2x, MR: vs UAB (Apr 26, 2014)  
 Passed balls:..... 2 vs Nebraska (Mar. 1, 2014)

*Pitching*

Innings pitched: ..... 9.1 vs Kentucky (Feb 07, 2014 at Fullerton, Calif.)  
 Runs allowed: ..... 9, 2x, MR: vs Texas (Apr 18, 2014)  
 Earned runs: ..... 9 vs Texas (Apr 18, 2014)  
 Walks allowed: ..... 8, 2x, MR: at Baylor (Apr 13, 2014)  
 Strikeouts:.....11, 4x, MR: vs. Tennessee (May 23, 2014)  
 Hits allowed:..... 15 vs Nebraska (Mar. 1, 2014)  
 Doubles allowed: ..... 4 vs Nebraska (Mar. 1, 2014)  
 Triples allowed: ..... 1, 4x, MR: vs. LSU (Mar. 22, 2014)  
 Homers allowed: ..... 3, 2x, MR: vs Texas A&M (May 18, 2014)  
 Wild pitches: ..... 3 vs Oregon State (Feb 20, 2014 at Palm Springs, Calif.)  
 Hit batters:..... 3, 2x, MR: vs Tennessee (May 24, 2014)

**INDIVIDUAL HIGHS**

*Batting*

At bats:.....5, 16x, MR: 4 players vs. Texas A&M (May 18, 2014)  
 Runs scored:.....5, Lauren Chamberlain vs Arkansas-Pine Bluff (Feb 28, 2014)  
 Hits: ..... 4, 5x, MR: Shelby Pendley vs. Bryant (May 16, 2014)  
 RBIs:..... 10, Shelby Pendley vs Arkansas-Pine Bluff (Feb 28, 2014)  
 Doubles:.....3, Shelby Pendley vs Michigan State (Feb 16, 2014)  
 Triples: .....2, Shelby Pendley vs UAB (Apr 26, 2014)  
 Home runs: .....2, 7x, MR: Lauren Chamberlain vs. Tennessee (May 25, 2014)  
 Total bases: ..... 12, Shelby Pendley vs Arkansas-Pine Bluff (Feb 28, 2014)  
 Walks: ..... 4, 2x, MR: Lauren Chamberlain vs Arkansas-Pine Bluff (Feb 28, 2014)  
 Sac hits:.....2, Javen Henson vs Tennessee (May 23, 2014)  
 Sac flies: .....1, 12x, MR: Erin Miller vs. Tennessee (May 23, 2014)  
 Stolen bases: ..... 2, 5x, MR: Lauren Chamberlain vs. UAB (Apr 27, 2014)  
 Hit by pitch:..... 2, 4x, MR: Javen Henson vs. Tennessee (May 25, 2014)

*Fielding*

Putouts: ..... 11, Whitney Ellis vs Tennessee (May 23, 2014)  
 Assists: ..... 6, Shelby Pendley vs Northwestern (Feb 21, 2014)  
 Errors:.....2, 2x, MR: Georgia Casey vs UCLA (Feb 21, 2014)  
 Passed balls:.....2, Whitney Ellis vs Nebraska (Mar. 1, 2014)

*Pitching*

Innings pitched: ..... 7.0, 16x, MR: Kelsey Stevens vs. Louisiana-Lafayette (May 31, 2014)  
 Runs allowed: ..... 7, Kelsey Stevens at Arizona State (Feb 14, 2014)  
 Earned runs: .....6, 4x, MR: Kelsey Stevens vs. Texas A&M (May 18, 2014)  
 Walks allowed: ..... 6, Kelsey Stevens vs Nebraska (Mar. 1, 2014)  
 Strikeouts:.....11, 4x, MR: Kelsey Stevens vs. Tennessee (May 23, 2014)  
 Hits allowed: .....8, Kelsey Stevens at Louisiana-Lafayette (Mar 15, 2014)  
 Doubles allowed: .....3, Kelsey Stevens vs UCLA (Feb 21, 2014)  
 Triples allowed: ..... 1, 4x, MR: Kelsey Stevens vs. LSU (Mar 22, 2014)  
 Homers allowed: ..... 3, Kelsey Stevens vs Texas A&M (May 18, 2014)  
 Wild pitches: ..... 2, 2x, MR: Kelsey Stevens at Louisiana-Lafayette (Mar 14, 2014)  
 Hit batters: .....2, 6x, MR: Kelsey Stevens vs. Louisiana-Lafayette (May 31, 2014)

**NFCA All-American**

Shelby Pendley, 1st team  
 Lauren Chamberlain, 3rd team

**NFCA All-Central Region**

Georgia Casey, 1st team  
 Lauren Chamberlain, 1st team  
 Shelby Pendley, 1st team  
 Kady Self, 1st team  
 Whitney Ellis, 2nd team  
 Kelsey Stevens, 2nd team  
 Brittany Williams, 2nd team  
 Destinee Martinez, 3rd team

**NFCA Regional Coaching Staff of the Year**

Patty Gasso, Melyssa Lombardi, Tripp MacKay

**WCWS All-Tournament**

Shelby Pendley

**Awards and Honors**

**USA Softball National Player of the Week**

Kelsey Stevens, 5/4

**Big 12 Coach of the Year**

Patty Gasso

**All-Big 12**

Georgia Casey, 1st team  
 Shelby Pendley, 1st team  
 Kady Self, 1st team  
 Kelsey Stevens, 1st team  
 Brittany Williams, 1st team  
 Whitney Ellis, 2nd team

**All-Big 12 Defensive Team**

Georgia Casey, second base  
 Destinee Martinez, outfield  
 Shelby Pendley, third base  
 Kelsey Stevens, pitcher  
 Brittany Williams, first base

**Big 12 Player of the Week**

Destinee Martinez, 2/25  
 Whitney Ellis, 3/11  
 Kady Self, 4/1  
 Shelby Pendley, 4/29

**Big 12 Pitcher of the Week**

Kelsey Stevens, 3/11  
 Kelsey Stevens, 4/9  
 Kelsey Stevens, 5/6

**Academic All-District**

Jessica Vest

**Academic All-Big 12**

Javen Henson, 1st team  
 Callie Parsons, 1st team  
 Shelby Pendley, 1st team  
 Kady Self, 1st team  
 Jessica Vest, 1st team  
 Georgia Casey, 2nd team



**2014 BIG 12 POSTSEASON AWARD WINNERS**

**Coach of the Year**  
**Patty Gasso, Oklahoma**

**Player of the Year**  
 Taylor Thom, Texas

**Pitcher of the Year**  
 Whitney Canion, Baylor

**Freshman of the Year**  
 Tiarra Davis, Texas

**All-Big 12 First Team**  
 Whitney Canion, Baylor, Sr., P  
 Kaitlyn Thumann, Baylor, Jr., OF  
**Georgia Casey, Oklahoma, Jr., INF/P**  
**Shelby Pendley, Oklahoma, Jr., INF/P**  
**Kady Self, Oklahoma, So., OF**  
**Kelsey Stevens, Oklahoma, So., P**  
**Brittany Williams, Oklahoma, Sr., OF/INF**  
 Shelby Davis, Oklahoma State, Jr., OF  
 Tiarra Davis, Texas, Fr., P  
 Mandy Ogle, Texas, Sr., C  
 Taylor Thom, Texas, Sr., INF  
 Sydni Emanuel, Texas Tech, Fr., OF

**All-Big 12 Second Team**  
 Linsey Hays, Baylor, So., DP/OF  
 Clare Hosack, Baylor, Sr., C  
 Jordan Strickland, Baylor, Jr., INF  
 Brittany Gomez, Iowa State, So., OF  
 Sarah Hawryluk, Iowa State, Sr., OF  
 Chaley Brickey, Kansas, So., INF  
**Whitney Ellis, Oklahoma, So., C**  
 Simone Freeman, Oklahoma State, Sr., P  
 Devon Tunning, Texas, Fr., INF  
 Brejae Washington, Texas, Sr., OF  
 Gretchen Aucoin, Texas Tech, So., RHP/INF  
 Cassie McClure, Texas Tech, Fr., INF/RHP

**All-Big 12 Defensive Team**  
 Jordan Spendlove, Iowa State, Jr., 1B  
 Maddie Stein, Kansas, Jr., 1B  
**Brittany Williams, Oklahoma, Sr., 1B**  
**Georgia Casey, Oklahoma, Jr., 2B**  
 Taylor Thom, Texas, Sr., SS  
**Shelby Pendley, Oklahoma, Sr., 3B**  
**Destinee Martinez, Oklahoma, Sr., OF**  
 Shelby Davis, Oklahoma State, Jr., OF  
 Brejae Washington, Texas, Sr., OF  
 Clare Hosack, Baylor, Sr., C  
 Mandy Ogle, Texas, Sr., C  
**Kelsey Stevens, Oklahoma, So., P**

**FINAL BIG 12 STANDINGS**

School	Record	Conference			Overall						
		Pct.	Home	Away	Record	Pct.	Home	Away	Neutral	Vs. Top 25	Streak
Oklahoma	16-2	.889	10-1	6-1	51-13	.797	32-3	8-5	11-5	10-11	Lost 1
Baylor	13-5	.722	5-3	8-2	49-16	.754	18-7	13-4	18-5	11-9	Lost 1
Texas	12-6	.667	7-3	5-3	35-23	.603	18-10	11-4	6-9	7-11	Lost 1
Texas Tech	8-10	.444	4-5	4-5	35-19	.648	17-6	6-7	12-6	0-3	Lost 3
Kansas	7-11	.389	6-3	1-8	34-23	.596	10-4	8-11	16-8	1-9	Lost 2
Oklahoma State	5-13	.278	3-4	2-9	26-28	.481	12-9	4-16	10-3	2-9	Lost 4
Iowa State	2-16	.111	0-9	2-7	23-31-1	.427	9-12-1	6-13	8-6	0-6	Lost 3

**BIG 12 STATISTICAL LEADERS**

<i>Individual</i>	
<b>Batting Average</b>	<b>Shelby Pendley, Oklahoma ..... .430</b>
<b>Slugging Percentage</b>	<b>Shelby Pendley, Oklahoma ..... .839</b>
<b>On Base Percentage</b>	<b>Shelby Pendley, Oklahoma ..... .530</b>
<b>Runs Scored</b>	<b>Shelby Pendley, Oklahoma ..... 67</b>
<b>Hits</b>	<b>Shelby Pendley, Oklahoma ..... 83</b>
<b>Runs Batted In</b>	<b>Shelby Pendley, Oklahoma ..... 76</b>
<b>Doubles</b>	<b>Shelby Pendley, Oklahoma ..... 18</b>
Triples	Lindsey Stephens, Brejae Washington and Taylor Thom, Texas.....4
<b>Home Runs</b>	<b>Shelby Pendley, Oklahoma ..... 19</b>
<b>Total Bases</b>	<b>Shelby Pendley, Oklahoma ..... 162</b>
<b>Walks Drawn</b>	<b>Lauren Chamberlain, Oklahoma ..... 51</b>
Stolen Bases	Shelby Davis, Oklahoma State .....41
Earned Run Average	Whitney Canion, Baylor .....1.63
<b>Innings Pitched</b>	<b>Kelsey Stevens, Oklahoma ..... 275.0</b>
Opposing Batting Average	Whitney Canion, Baylor .....180
Strikeouts	Whitney Canion, Baylor .....306
<b>Wins</b>	<b>Kelsey Stevens, Oklahoma ..... 38</b>
Saves	Gretchen Aucoin, Texas Tech .....6
Shutouts	Whitney Canion, Baylor .....10
<b>Appearances</b>	<b>Kelsey Stevens, Oklahoma ..... 57</b>
<b>Games Started</b>	<b>Kelsey Stevens, Oklahoma ..... 50</b>
Complete Games	Whitney Canion, Baylor; <b>Kelsey Stevens, Oklahoma</b> ; Simone Freeman, OSU .....25
<i>Team</i>	
Batting	Texas .....333
<b>Slugging Percentage</b>	<b>Oklahoma ..... .546</b>
<b>On Base Percentage</b>	<b>Oklahoma ..... .432</b>
<b>Runs Scored</b>	<b>Oklahoma ..... 450</b>
Hits	Baylor .....525
<b>RBI</b>	<b>Oklahoma ..... 415</b>
Doubles	Baylor .....84
Triples	Texas .....21
<b>Home Runs</b>	<b>Oklahoma ..... 90</b>
<b>Walks Drawn</b>	<b>Oklahoma ..... 289</b>
Stolen Bases	Texas Tech .....92
Earned Run Average	Baylor .....1.79
Opposing Batting Average	Baylor .....206
Innings Pitched	Baylor .....442.1
Strikeouts	Baylor .....495
<b>Wins</b>	<b>Oklahoma ..... 51</b>
Saves	Texas Tech .....10
Fielding Percentage	Kansas .....979
<b>Double Plays</b>	<b>Oklahoma ..... 30</b>

**BIG 12 WEEKLY AWARD WINNERS**

<i>Player</i>	<i>Pitcher</i>
Feb. 11: Jordan Strickland, Baylor	Feb. 11: Brittany Talley, Texas Tech
Feb 18: Tarah Ettinger, Oklahoma State	Feb. 18: Simone Freeman, Oklahoma State
<b>Feb. 25: Destinee Martinez, Oklahoma</b>	Feb. 25: Whitney Canion, Baylor
March 4: Lindsey Stephens, Texas	March 4: Heather Stearns, Baylor
<b>March 11: Whitney Ellis, Oklahoma</b> ; Chaley Brickey, Kansas	<b>March 11: Kelsey Stevens, Oklahoma</b>
March 18: Sydni Emanuel, Texas Tech	March 18: Alicia Pille, Kansas
March 25: Harli Ridling, Kansas	March 25: Gretchen Aucoin, Texas Tech
<b>April 1: Kady Self, Oklahoma</b>	April 1: Kelsey Kessler, Kansas
April 9: Taylor Thom, Texas	<b>April 9: Kelsey Stevens, Oklahoma</b>
April 15: Taylor Thom, Texas	April 15: Alicia Pille, Kansas
April 22: Jordan Strickland, Baylor	April 22: Gretchen Aucoin, Texas Tech
<b>April 29: Shelby Pendley, Oklahoma</b>	April 30: Gretchen Aucoin, Texas Tech
May 6: Linsey Hays, Baylor	May 6: Whitney Canion, Baylor; <b>Kelsey Stevens, OU</b>



## HISTORY AND RECORDS





1975-76 Sooners

**MARCH 19, 1975**

The University of Oklahoma plays its first intercollegiate softball contest. The home team downed Oklahoma Baptist, 3-1.

**APRIL 9, 1975**

Oklahoma recorded its first intercollegiate softball win over archrival Oklahoma State as the Cowgirls began their intercollegiate season one year earlier.

**MARCH 27, 1977**

The Sooners drop Wichita State 7-2 in Wichita. It was the first road win for head coach Marita Hynes against a non-Oklahoma school.

**APRIL 18-MAY 5, 1978**

The Sooners win eight straight to secure a winning season during Marita Hynes' second year at the helm of the OU program.

**MARCH 14, 1979**

In what has become one of softball's most intense rivalries, Oklahoma split a doubleheader with Arizona in the first contests between the two schools. Arizona took the opening game 4-3, while OU bounced back to win the second, 4-3.

**APRIL 7, 1979**

Oklahoma and Texas Woman's University battle in the longest game in OU softball history. TWU won 1-0 in 20 innings. The tournament final started in Springfield, Mo. and was completed later that day in Norman.

**MAY 4, 1979**

Oklahoma defeats Stephen F. Austin 4-3 in 15 innings at Reaves Park, the longest home game in OU history.

**SEPTEMBER 14, 1979**

Oklahoma tops Saint Mary's (Calif.) 15-0 in its first competitive fall contest. Teams counted wins in both the fall and spring seasons from 1979 until the fall of 1981.

**MAY 20-21, 1982**

Oklahoma hosted the final AIAW Softball Championship in Norman.

**MAY 21, 1994**

The Sooners end the season with 58-15 record for its first ever 50-win season. It marked Jim Beitia's lone season as head coach and was the first of what is now 21 consecutive trips to the NCAA Tournament.

**OCTOBER 24, 1994**

Oklahoma names Patty Gasso the fifth head coach in the program's history.

**MARCH 17, 1996**

Casey Dickson becomes the first Oklahoma player to be named Big 12 Player of the Week.

**MARCH 30, 1996**

Oklahoma gets its first Big 12 conference win — a 5-2 victory at home over Iowa State.

**MAY 11, 1996**

Oklahoma won its first Big 12 Championship with a 1-0 win over No. 18 Nebraska. Earlier in the year, the Sooners captured their first-ever regular season title.

**MARCH 9, 1997**

Sooner pitcher Jill Most throws the first perfect game in Oklahoma softball history. OU defeated No. 24 Baylor 3-0 in Oklahoma City.

**MARCH 6, 1998**

Oklahoma defeats top-ranked Arizona, 4-3 in Tucson. It was the Sooners' first-ever win over the nation's No. 1 team.

**APRIL 16, 1998**

The Sooners defeat third-ranked Fresno State in back-to-back games in Norman (4-2 and 8-7 [10]). The Bulldogs won the national championship later that season.

**APRIL 30, 1999**

Oklahoma polishes off its second Big 12 regular season title with a 6-2 win at Oklahoma State.

**APRIL 30, 2000**

The Sooners capture their third Big 12 regular season title with a 6-2 win over Kansas.

**MAY 29, 2000**

Oklahoma wins its first-ever national championship in softball. It was also the first national title for a women's program at OU. The Sooners went through the tournament undefeated, taking down No. 10 California (2-1), No. 8 Southern Mississippi (3-1) and No. 2 Arizona (1-0) before defeating No. 3 UCLA (3-1) in the championship game.

**MAY 12, 2001**

The Sooners win their second Big 12 Championship with a 6-0 win over archrival Oklahoma State.

**MARCH 22, 2003**

Oklahoma beats No. 24 Kansas 3-1 to record the 100th Big 12 regular season win at the OU Softball Complex.

**APRIL 22, 2003**

The Sooner softball program recorded its 1,000 win with an 8-0 victory at Tulsa.

**APRIL 24, 2004**

The field at the OU Softball Complex was dedicated and named Marita Hynes Field, in honor of Oklahoma's longtime former senior woman administrator. Hynes was also the second softball coach in Oklahoma's history and responsible for hiring Patty Gasso.

**FEBRUARY 9-11, 2007**

Oklahoma won five straight games to begin a 23-game win streak, the longest in school history.

**FEBRUARY 27, 2007**

Mariee Mena becomes the first Sooner to sweep the national awards in the same week. Mena was named National Player of the Week by both USA Softball and the National Fastpitch Coaches Association.

**MAY 12, 2007**

The Sooners drop Missouri, 7-1, and Texas Tech, 6-3, to win their third Big 12 Championship title.

**APRIL 30, 2009**

The Sooners win the Big 12 regular season title outright, their fourth, after beating Oklahoma State 6-2 in Stillwater.

**MAY 16, 2009**

North Dakota State prevails over the Sooners in a 1-0, two-day, 11-inning thriller. It is the longest game ever played at the OU Softball Complex (innings).

**MAY 16, 2010**

Oklahoma wins the final Big 12 Championship title game, defeating Missouri, 9-0, in six innings at ASA Hall of Fame Stadium in Oklahoma City.

**MAY 28, 2011**

Oklahoma wins its first NCAA Super Regional since the format was introduced to postseason play, sweeping Arizona in Tucson in two games to advance to the program's sixth Women's College World Series.

**MAY 12, 2012**

Oklahoma claimed its ninth outright Big 12 title and freshman Lauren Chamberlain set the Big 12 single-season home run record with a 12-1 win at Iowa State. Chamberlain finished the season with 30 home runs.

**MAY 29, 2012**

Keilani Ricketts is named the 2012 USA Softball Collegiate Player of the Year by the Amateur Softball Association, the first player in program history to win the prestigious award.

**JUNE 4, 2012**

Oklahoma reaches the finals of the Women's College World Series for the first time since the best-of-three format was established. The Sooners would lose in three games to Alabama.

**MARCH 12, 2013**

For the first time in program history, Oklahoma is the consensus No. 1 team in the nation.

**APRIL 26, 2013**

OU defeats Iowa State in five innings, 24-1, for its largest margin of victory in a Big 12 game.

**MAY 11, 2013**

Oklahoma captures its 10 Big 12 title (sixth in the regular season) with a 4-0 win over Bedlam rival Oklahoma State on Senior Day.

**JUNE 3, 2013**

In game one of the WCWS finals, Oklahoma rallies from a 3-0 hole with two outs in the bottom of the 11th and Lauren Chamberlain wins it with a two-run walkoff home run in the 12th as the Sooners defeated Tennessee, 5-3.

**JUNE 4, 2013**

Behind a three-hit shutout from Michelle Gascoigne and four runs batted in from Keilani Ricketts, Oklahoma wins its second national championship by defeating Tennessee, 4-0.

**FEBRUARY 28, 2014**

Lauren Chamberlain breaks the Big 12 and Oklahoma all-time career home run record by hitting the 62nd of her career in game one of a doubleheader against Arkansas-Pine Bluff. The record was set the previous year by former teammate Jessica Shults, who finished her career with 61 home runs.

**FEBRUARY 28, 2014**

Oklahoma defeats Arkansas-Pine Bluff, 35-1, in game two of a doubleheader against Arkansas-Pine Bluff. In the win, OU sets single-game program records for runs, runs in an inning (17), RBI (31) and margin of victory (34). The Sooners also tie single-game school records for home runs in an inning (4), hits (24) and doubles (6). Shelby Pendley sets the school RBI single-game RBI record with 10, while Lauren Chamberlain ties single-game marks for runs scored (5) and walks (4).

**MAY 4, 2014**

Oklahoma becomes the first team in Big 12 history to win three straight league titles after a 13-0, five-inning win over Texas Tech. It's the Sooners' seventh regular season Big 12 title and 11th overall.

**MAY 25, 2014**

Five home runs, including two from Lauren Chamberlain, help Oklahoma win the decisive game three of the Super Regionals over Tennessee to reach the Women's College World Series for the ninth time in program history.



1996 Big 12 Champions



2004 dedication of Marita Hynes Field

**MILESTONE GAMES**

**First game**

March 19, 1975;  
W, 3-1 vs. Oklahoma Baptist

**500th game**

March 23, 1985  
L, 0-2 vs. Pacific (Fullerton, Calif.)

**1,000th game**

April 23, 1994; L, 3-9 vs. Missouri

**1,500th game**

March 14, 2002;  
L, 0-6 at Cal State Fullerton

**2,000th game**

March 17, 2010  
L, 0-1 at Cal State Northridge

**OVERALL WINS**

**First win**

March 19, 1975; 3-1 vs. Oklahoma Baptist

**100th win**

Oct. 3, 1979  
16-1 vs. West Texas A&M (Weatherford, Okla.)

**200th win**

March 7, 1982; 8-0 at Midwestern State

**300th win**

March 6, 1986  
8-0 vs. Colorado State (Albuquerque, N.M.)

**400th win**

April 6, 1990; 3-2 vs. Missouri

**500th win**

April 27, 1993; 4-3 vs. UT-Arlington

**600th win**

May 20, 1995;  
6-1 vs. Utah (Stillwater, Okla.)

**700th win**

April 26, 1997; 4-2 at Nebraska

**800th win**

Feb. 12, 2000  
9-0 vs. Texas State (Grand Prairie, Texas)

**900th win**

April 25, 2001; 13-2 at Tulsa

**1,000th win**

May 2, 2003;  
4-0 (9) vs. Texas A&M (Oklahoma City, Okla.)

**1,100th win**

May 13, 2005  
6-2 vs. Texas A&M (Oklahoma City, Okla.)

**1,200th win**

Feb. 9, 2008;  
1-0 vs. Nevada (Fullerton, Calif.)

**1,300th win**

March 6, 2010; 10-2 vs. Louisville

**1,400th win**

April 13, 2012; 6-1 at Texas A&M

**1,500th win**

March 11, 2014; 5-4 vs. Nebraska

**WINS AT OU SOFTBALL COMPLEX**

**First win**

Feb. 19, 1998; 1-0 vs. Wichita State

**50th win**

March 29, 2000; 1-0 vs. Tulsa

**100th win**

April 24, 2002; 5-4 (10) vs. Oklahoma St.

**150th win**

Feb. 20, 2005; 5-1 vs. North Texas

**200th win**

March 4, 2007; 4-0 vs. Wichita State

**250th win**

April 15, 2009; 8-1 vs. Oklahoma State

**300th win**

April 7, 2012; 4-1 vs. Texas Tech

**350th win**

April 23, 2014; 3-0 vs. North Texas

**BIG 12 REGULAR SEASON WINS**

**First win**

March 30, 1996; 5-2 vs. Iowa State

**50th win**

April 17, 1999; 3-0 at #19 Texas A&M

**100th win**

March 22, 2003; 3-1 at #24 Kansas

**150th win**

April 18, 2007; 3-2 (8) vs. Baylor

**200th win**

April 2, 2011; 7-6 at Texas Tech

**250th win**

April 5, 2014; 8-0 vs. Kansas





**NOTABLE GAMES**

**SEASON OPENERS**

3-19-75	Oklahoma Baptist	W	3-1	1-0
3-23-76	Central Oklahoma	L	8-13	1-1
3-10-77	Oklahoma Baptist	W	17-1	2-1
3-9-78	Central Oklahoma	W	16-3	3-1
3-8-79	Central Oklahoma	W	9-1	4-1
9-14-79	Saint Mary's (Calif.)	W	15-0	5-2
3-8-80	West Texas A&M	W	13-1	6-2
9-12-80	Lady of the Lake	W	18-0	7-2
3-7-81	Fullerton College	L	1-2	7-3
9-10-81	Oklahoma State	L	0-2	7-4
3-6-82	Midwestern State	L	2-3	7-5
3-1-83	Oklahoma City	W	7-0	8-5
3-8-84	Mesa CC	W	4-1	9-5
3-7-85	Utah	L	1-10	9-6
3-6-86	Colorado State	W	8-0	10-6
3-3-87	Central Oklahoma	L	1-2	10-7
3-3-88	Wichita State	W	5-1	11-7
2-28-89	Central Oklahoma	W	2-0	12-7
2-15-90	Arizona	L	0-8	12-8
2-23-91	Saint Edwards	L	2-3	12-9
2-15-92	Texas-Arlington	W	3-2	13-9
2-13-93	New Mexico State	W	5-2	14-9
2-18-94	Texas-Arlington	W	4-2	15-9
2-17-95	Texas-Arlington	W	10-4	16-9
2-16-96	Utah	W	4-0	17-9
2-15-97	Missouri State	W	5-2	18-9
2-13-98	Texas State	W	3-0	19-9
2-9-99	Oklahoma Christian	W	8-0	20-9
2-11-00	Kentucky	W	5-0	21-9
2-9-01	Louisiana Tech	W	3-1	22-9
2-8-02	Texas-Arlington	W	4-0	23-9
2-7-03	Illinois-Chicago	W	5-1	24-9
2-6-04	Illinois	W	7-0	25-9
2-4-05	Florida Atlantic	W	12-0	26-9
2-10-06	Washington	L	4-12	26-10
2-9-07	Louisville	W	9-5	27-10
2-8-08	UCLA	L	1-6	27-11
2-5-09	Hawaii	L	5-8	27-12
2-13-10	Florida Atlantic	W	9-0	28-12
2-10-11	Cal-State Bakersfield	W	11-2	29-12
2-10-12	Cal-State Bakersfield	W	6-0	30-12
2-8-13	Stanford	W	6-0	31-12
2-7-14	Kentucky	L	4-5 (10)	31-13

**HOME OPENERS**

3-19-75	Oklahoma Baptist	W	3-1	1-0
3-23-76	Central Oklahoma	L	8-13	1-1
3-10-77	Oklahoma Baptist	W	17-1	2-1
3-20-78	Minnesota	L	5-10	2-2
3-20-79	Nebraska	W	6-1	3-2
10-3-79	Oklahoma State	W	3-2	4-2
3-18-80	Kearney State	W	4-0	5-2
9-25-80	Oklahoma State	L	1-5	5-3
3-16-81	Buena Vista	W	6-5	6-3
9-10-81	Oklahoma State	L	0-2	6-4
3-13-82	Missouri	W	4-2	7-4
3-1-83	Oklahoma City	W	7-0	8-5
3-13-84	Southern Illinois	W	2-0	9-5
3-12-85	Indiana	W	3-0	10-5
3-12-86	Southern Illinois	W	1-0	11-5
3-6-87	Texas State	L	3-4	11-6
3-9-88	Sam Houston State	L	0-10	11-7
2-28-89	Central Oklahoma	W	2-0	12-7
2-26-90	Wichita State	W	7-1	13-7
3-5-91	Eastern Oklahoma	W	10-2	14-7
4-1-92	Oklahoma Baptist	W	8-0	15-7
4-2-93	Oklahoma Baptist	W	4-3	16-7
3-9-94	South Carolina	L	2-5	16-8
2-20-95	Oklahoma City	W	2-0	17-8
3-30-96	Iowa State	W	5-2	18-8
2-15-97	Missouri State	W	5-2	19-8
2-19-98	Wichita State	W	8-0	20-8
2-9-99	Oklahoma Christian	W	8-0	21-8
2-23-00	Arkansas	W	3-0	22-8
2-17-01	Creighton	W	4-0	23-8
2-15-02	Creighton	W	6-1	24-8
2-14-03	UAB	W	7-0	25-8
2-11-04	Oklahoma Christian	W	8-0	26-8
2-18-05	Lipscomb	W	11-1	27-8
2-15-06	Central Arkansas	W	8-1	28-8
2-16-07	Birmingham Southern	W	14-1	29-8
2-12-08	St. Gregory's	W	10-0	30-8
2-18-09	Stephen F. Austin	W	4-3	31-8
2-17-10	St. Gregory's	W	9-1	32-8
2-16-11	St. Gregory's	W	9-0	33-8
3-2-12	LSU	W	7-0	34-8
3-1-13	Houston	W	6-0	35-8
2-28-14	Ark.-Pine Bluff	W	10-0	36-8

**BIG 12 OPENERS**

3-30-96	Iowa State	W	5-2	1-0
4-2-97	Oklahoma State	W	1-0	2-0
4-1-98	Oklahoma State	L	1-2	2-1
3-27-99	Missouri	W	1-0	3-1
3-25-00	Texas A&M	W	4-2	4-1
3-23-01	Texas A&M	W	5-1	5-1
3-23-02	Texas A&M	W	6-1	6-1
3-20-03	Nebraska	W	1-0	7-1
3-27-04	Texas A&M	L	0-1	7-2
3-25-05	Iowa State	W	7-3	8-2
3-25-06	Missouri	L	6-8	8-3
3-22-07	Texas Tech	W	7-0	9-3
3-21-08	Kansas	W	3-2	10-3
3-10-09	Texas Tech	W	6-1	11-3
3-27-10	Missouri	L	5-11	11-4
3-26-11	Nebraska	L	1-4	11-5
3-23-12	Baylor	W	2-0	12-5
4-5-13	Baylor	W	8-3	13-5
3-28-14	Iowa State	W	10-0	14-5

**BIG 12 HOME OPENERS**


3-30-96	Iowa State	W	5-2	1-0
4-2-97	Oklahoma State	W	1-0	2-0
4-18-98	Texas	L	0-1	2-1
3-27-99	Missouri	W	1-0	3-1
4-2-00	Iowa State	W	9-0	4-1
3-23-01	Texas A&M	W	5-1	5-1
3-29-02	Texas Tech	W	3-1	6-1
3-26-03	Missouri	L	0-2	6-2
4-3-03	Texas	W	3-2	7-2
3-25-05	Iowa State	W	7-3	8-2
3-25-06	Missouri	L	6-8	8-3
3-31-07	Texas A&M	W	4-2	9-3
3-21-08	Kansas	W	3-2	10-3
3-21-09	Iowa State	W	10-7	11-3
3-27-10	Missouri	L	5-11	11-4
3-26-11	Nebraska	L	1-4	11-5
3-30-12	Kansas	W	8-0	12-5
4-5-13	Baylor	W	8-3	13-5
4-2-14	Oklahoma State	W	2-0	14-5



TWO NATIONAL CHAMPIONSHIPS 🏆 NINE WCWS APPEARANCES 🏆 ELEVEN BIG 12 CHAMPIONSHIPS

# EXTRA-INNING GAMES

Date	Opponent	Location	W/L	Score	Inn.
3-28-78	Oklahoma State	Stillwater, Okla.	W	3-1	10
4-11-78	Texas Woman's	Ardmore, Okla.	L	0-1	11
5-5-78	Texas Woman's	Denton, Texas	L	2-3	11
4-8-79	Texas Woman's	Springfield, Mo.	L	0-1	20
-21-79	Oklahoma State	Norman, Okla.	W	1-0	13
5-5-79	Stephen F. Austin	Norman, Okla.	W	4-3	15
3-12-81	Cal State Fullerton	Fullerton, Calif.	L	0-1	11
5-3-81	West Texas A&M	Norman, Okla.	L	5-6	13
3-7-82	Texas-Arlington	Arlington, Texas	L	1-2	12
3-15-83	Central Michigan	Norman, Okla.	W	1-0	8
4-20-83	Oklahoma State	Norman, Okla.	L	3-5	19
4-30-83	Oklahoma State	Norman, Okla.	L	1-2	9
4-30-83	Nebraska	Norman, Okla.	W	2-1	13
3-8-84	N.M. Highlands	Albuquerque, N.M.	W	3-2	9
3-15-84	Missouri State	Norman, Okla.	W	3-2	9
3-15-84	Indiana	Norman, Okla.	L	0-1	8
4-25-84	Texas-Arlington	Grand Prairie, Texas	L	0-1	9
4-25-84	Texas-Arlington	Grand Prairie, Texas	L	1-2	8
3-12-85	Arizona State	Norman, Okla.	L	1-2	8
3-14-85	New Mexico State	Norman, Okla.	W	5-3	8
3-21-85	Utah State	Fullerton, Calif.	L	1-2	10
3-22-85	Cal Poly-Ponoma	Fullerton, Calif.	L	0-1	9
4-13-85	Kansas State	Norman, Okla.	L	2-3	8
4-13-85	Kansas	Norman, Okla.	L	2-3	9
4-14-85	Kansas	Norman, Okla.	W	4-2	8
4-20-85	Nebraska	Ames, Iowa	L	1-2	9
3-13-86	Kansas State	Norman, Okla.	W	1-0	10
3-14-86	Louisiana-Monroe	Norman, Okla.	W	1-0	8
4-21-86	Oklahoma State	Stillwater, Okla.	W	3-1	10
3-12-87	Iowa	Norman, Okla.	W	10-7	11
3-13-87	Northern Iowa	Norman, Okla.	W	7-1	8
3-19-87	Arizona State	Houston, Texas	L	4-12	10
3-25-88	Michigan	Sunnyvale, Calif.	W	2-1	11
4-23-88	Missouri	Columbia, Mo.	W	1-0	9
4-23-88	Kansas	Columbia, Mo.	L	0-1	9
4-9-89	Nebraska	Norman, Okla.	L	0-1	9
4-14-89	Western Illinois	Oklahoma City, Okla.	L	2-3	16
3-11-90	Florida State	Tampa, Fla.	W	1-0	9
3-11-90	Michigan	Tampa, Fla.	L	0-1	9
3-9-91	South Carolina	Tampa, Fla.	L	1-2	8
4-27-91	Nebraska	Lincoln, Neb.	L	1-2	11
3-25-95	Utah	Sacramento, Calif.	W	4-1	9
4-5-95	Oklahoma State	Oklahoma City, Okla.	L	3-5	10
2-23-96	Louisiana-Lafayette	Lafayette, La.	L	4-5	12
2-25-96	Louisiana-Monroe	Monroe, La.	W	3-2	10
3-2-96	South Carolina	Columbus, Ga.	L	1-2	8
3-3-96	Utah	Columbus, Ga.	L	2-5	8
4-7-96	Texas A&M	Norman, Okla.	W	2-1	11
4-13-96	Missouri	Columbia, Mo.	W	3-2	9
4-27-96	Kansas	Lawrence, Kan.	L	0-1	10
2-22-97	Southern Illinois	Monroe, La.	L	0-1	8
3-1-97	Florida State	Columbus, Ga.	L	1-2	8
2-13-98	Texas State	Grand Prairie, Texas	W	3-0	8
2-20-98	Creighton	Norman, Okla.	W	4-3	8
3-13-98	Illinois State	Norman, Okla.	W	2-1	8
4-12-98	Kansas	Lawrence, Kan.	W	1-0	9
4-16-98	Fresno State	Norman, Okla.	W	8-7	10
4-19-98	Texas A&M	Norman, Okla.	W	1-0	9
3-9-99	Oklahoma City	Norman, Okla.	L	7-8	8
4-14-00	Nebraska	Norman, Okla.	L	0-1	11
2-24-01	Nebraska	Columbus, Ga.	W	6-5	8
3-10-01	Louisiana-Lafayette	Norman, Okla.	W	7-5	8
5-25-01	Arizona	Oklahoma City, Okla.	L	4-5	8



Christina Enea, 2002-2005



Mariee Mena, 2003-2004, 2006-2007

Date	Opponent	Location	W/L	Score	Inn.
5-26-01	LSU	Oklahoma City, Okla.	L	1-2	13
3-7-02	Texas A&M-CC	Norman, Okla.	W	5-4	9
3-15-02	Rutgers	Fullerton, Calif.	W	8-3	8
4-14-02	Texas	Norman, Okla.	L	1-2	10
4-17-02	Arizona	Oklahoma City, Okla.	L	0-1	9
4-24-02	Oklahoma State	Norman, Okla.	W	5-4	10
4-27-02	Baylor	Waco, Texas	W	5-1	10
2-23-03	LSU	Columbus, Ga.	L	4-7	9
4-11-03	Texas	Austin, Texas	L	0-1	9
5-2-03	Texas A&M	Oklahoma City, Okla.	W	4-0	9
5-24-03	Alabama	Oklahoma City, Okla.	W	6-3	9
2-20-04	Louisville	Norman, Okla.	L	1-3	8
3-12-04	New Mexico	Norman, Okla.	W	4-3	8
3-12-04	New Mexico	Norman, Okla.	W	10-5	8
3-20-04	Washington	Fullerton, Calif.	L	0-1	8
3-29-04	Baylor	Waco, Texas	L	1-3	10
5-15-04	Missouri	Oklahoma City, Okla.	L	2-3	13
5-28-04	California	Oklahoma City, Okla.	L	1-2	8
3-4-05	Illinois-Chicago	Las Vegas, Nev.	W	17-10	8
4-27-05	Oklahoma State	Stillwater, Okla.	W	3-2	9
3-5-06	LSU	Norman, Okla.	L	5-6	8
3-5-06	Troy	Norman, Okla.	W	2-1	8
5-20-06	Michigan	Ann Arbor, Mich.	L	0-1	9
5-21-06	Michigan	Ann Arbor, Mich.	L	2-5	8
3-18-07	DePaul	Fullerton, Calif.	W	3-2	8
3-25-07	Texas	Austin, Texas	L	4-5	10
4-6-07	Iowa State	Norman, Okla.	W	3-2	10
4-18-07	Baylor	Norman, Okla.	W	3-2	8
3-14-08	Cal Poly	Sacramento, Calif.	W	5-4	8
5-17-08	Arkansas	Norman, Okla.	W	6-5	11
2-18-09	Stephen F. Austin	Norman, Okla.	W	4-3	8
3-7-09	Tennessee	Oklahoma City, Okla.	L	5-6	8
4-4-09	Nebraska	Norman, Okla.	W	3-2	8
5-16-09	North Dakota State	Norman, Okla.	L	0-1	11
3-5-10	Nevada	Norman, Okla.	W	8-7	9
3-17-10	Cal State Northridge	Northridge, Calif.	W	4-1	8
3-23-10	Tulsa	Tulsa, Okla.	L	4-5	9
4-15-10	Texas Tech	Norman, Okla.	L	6-7	9
3-19-11	Washington	Fullerton, Calif.	W	7-6	8
4-16-11	Missouri	Columbia, Mo.	L	2-3	9
4-17-11	Missouri	Columbia, Mo.	L	0-1	11
4-20-12	Missouri	Norman, Okla.	W	2-1	10
4-21-12	Missouri	Norman, Okla.	L	2-4	8
5-4-12	Texas	Norman, Okla.	W	5-2	8
2-17-13	Notre Dame	San Diego, Calif.	W	7-5	9
6-3-13	Tennessee	Oklahoma City, Okla.	W	5-3	12
2-7-14	Kentucky	Fullerton, Calif.	L	4-5	10

<b>EIGHT INNINGS</b>	<b>24-18</b>
<b>NINE INNINGS</b>	<b>14-15</b>
<b>TEN INNINGS</b>	<b>9-8</b>
<b>ELEVEN INNINGS</b>	<b>4-7</b>
<b>TWELVE INNINGS</b>	<b>1-2</b>
<b>THIRTEEN INNINGS</b>	<b>2-3</b>
<b>FIFTEEN INNINGS</b>	<b>1-0</b>
<b>SIXTEEN INNINGS</b>	<b>0-1</b>
<b>NINETEEN INNINGS</b>	<b>0-1</b>
<b>TWENTY INNINGS</b>	<b>0-1</b>
<b>ALL-TIME RECORD IN EXTRAS</b>	<b>55-56</b>

**EXTRA-INNING GAMES**

- A -

Lindsey Abbott.....	2001-02
Stephanie Acton.....	1993-95
Christy Adair.....	1988
Lonni Alameda.....	1990-92
Stacia Aleman.....	2004-07
Tammy Allard.....	1979-81
Allee Allen.....	2009-12
Kirsten Allen.....	2009-12
Cindy Ambrose.....	1994-95
Haley Anderson.....	2008-10
Dana Askins.....	2003

- B -

Samantha Bachman.....	2009
Shelly Baker.....	1976
Ashli Barrett.....	1998-2001
Brenda Bates.....	1977
Kim Beatty.....	1988-89
Christine Benyak.....	1996-97
Tracy Bien.....	1978
Kathy Black.....	1975-76
Shelly Bollin.....	1985-87
Stacy Braddock.....	2005
Kelli Braitsch.....	2000-03
Sherry Briggs.....	1982
Kelly Brown.....	1978-81
Cindy Brtko.....	1978-81
Elaine Burke.....	1982
Becky Burroughs.....	1993-95

- C -

Kellie Cain.....	1983
Lisa Carey.....	1998-2001
Lisa Carpenter.....	1988-89
<b>Georgia Casey.....</b>	<b>2012-14</b>
Cris Cerulle.....	1985-88
<b>Lauren Chamberlain.....</b>	<b>2012-14</b>
Kaycee Clark.....	2001-02
Stephanie Clark.....	1996-99
Sophia Contreras.....	1998
Debbie Copp (mgr.).....	1975
Lisa Corder.....	1994
Karen Spicer-Cox.....	1988-91
Belle Craig.....	1981
Tammy Crew.....	1983-85

- D -

Andrea Davis.....	2000-01
Caryn Day.....	1987-89
Christina DeLuca.....	1994-95
Nicole Denes.....	2003-06
Laura Detweiler.....	1986
<b>Taylor Dewbery.....</b>	<b>2013-14</b>
Traci Dickenson.....	2006-08
Casey Dickson.....	1994-97
Norrelle Dickson.....	2004-07
Dani Dobbs.....	2008-11
Julie Dobbs.....	1990-93
Dot Dougherty.....	1975
Jeannie Douglas.....	2006-09
Geralee Dresbach.....	1990



Angela Monachelli, 1983-1984

- E -

Marlena Earles.....	1977
Lauren Eckermann.....	2007-08
<b>Whitney Ellis.....</b>	<b>2013-14</b>
Christina Enea.....	2002-05
Erin Evans.....	2000-03

- F -

Lorie Fausett.....	1986-89
Alice Fernando.....	1979
Amber Flores.....	2007-10
Larissa Foley.....	2000
Cynthia Foor.....	1977
Kelly Ford.....	1990-92
Michelle Ford.....	1984-85
Wendi Ford.....	1979-82
Angela Foster.....	2002
Jamie Fox.....	2004-07
Stacey Frate.....	1991-92
Carrie Frederick.....	1994-95
Mandy Fulton.....	1998-2001

- G -

Gwendy Galbraith.....	1983-85
Dayna Garcia.....	1992-93
Michelle Gascoigne.....	2010-13
Jennifer Gaylor.....	1992-93
Kelly Gieger.....	1981-84
Cindy Godowski.....	1981-83
Patti Graham.....	1981-84
Cari Graves.....	1989-92
Tresa Green.....	1996
Tracey Greene.....	1991
Casey Grimes.....	1988-89
Jennifer Grossman.....	1978-81
Leah Gulla.....	2000-03

- H -

Christine Haag.....	1990-93
Michelle Hale.....	1988-91
Maggie Ham.....	2014
Deborah Hargrave.....	1998-99

Tami Harp.....	1992-93
<b>Macey Hatfield.....</b>	<b>2014</b>
Peggy Heavener.....	1977-80
Javon Henson.....	2011-14
Janice Hines.....	1975-76
Taylr Hollis.....	2005
Tammy Holloway.....	1979-82
Nicki Holt.....	2003-04
Angie Holwell.....	1994-97
Alison Horne.....	2005
Megan Hube.....	2001-02
Morgan Hudsonpillar.....	2006-08
Krystle Huey.....	2008-10
Cierra Hughes.....	2011

- J -

Analisa Jackson.....	1994-95
Cheryl Jacobs.....	1978-80
Jennifer Jaime.....	1996-98
Vickie James.....	1978-81
Jessica Johnson.....	2004
Lori Johnson.....	1982-83
Mindy Johnson.....	1994-97
Rachel Johnson.....	1995-98
Chana'e Jones.....	2008-11
Kendra Jones.....	1990-93

- K -

Kami Keiter.....	2002-05
Amy Kennedy.....	1995-96
Stephanie Killian.....	1991
Terri Knapp.....	1975
Patti Krafft.....	1982-85

- L -

Suzanne Land.....	1996
Nancy Lane.....	1979-81
Holly Lauth.....	1978-81
Jessica Legendre.....	2006-08
Jessica Leslie.....	2002-05
Kari Lewis.....	1993-95
Karolyne Long.....	2009-10



**LETTERWINNERS**

Savannah Long .....2005-08  
 Jennifer Lopez.....1996-97  
 Tyler Lucas.....2014  
 Trish Lundeen.....1975-76

**- M -**

Janice MacKay.....1983-84  
 Destinee Martinez.....2011-14  
 D.J. Mathis .....2006-09  
 Christina Mazurie .....1997  
 Vonnie McGilbray.....1976  
 Haley McGregor.....2011  
 Iver McDonald.....2007-08  
 Cathy McLaughlin.....1982-84  
 DeAnna Melson.....1994-96  
 Mariee Mena.....2003-04, 2006-07

**Erin Miller .....2013-14**  
**Leslie Miller.....2013-14**

Lucinda Miller .....1977  
 Angel Monachelli.....1983-84  
 Raynee Moody .....1998  
 Brea Moore .....1994-95  
 Penny Moorehead.....1976  
 Lana Moran.....1997-2000  
 Jill Most.....1994-97  
 Lori Mouw.....1990-91  
 Kerri Mulry.....1986  
 Nicole Myers.....1996-99

**- N -**

Donna Neel .....1976-77  
 Haley Nix.....2010-11  
 Lori Nolen (mgr.).....1988  
 Katie Norris .....2009-12

**- O -**

Sandy Ochoa .....1987-89  
 Susan Ogden.....2005-08  
 Katie Overton.....2001-04

**- P -**

Melyssa Panzer .....1995-96  
 Emily Parr.....1988-91  
**Callie Parsons .....2012-14**  
 Chrissy Peck.....1992-95  
**Shelby Pendley.....2013-14**  
 Tiffany Pelton.....1987  
 Christa Pfeninger .....1998  
 Teresa Pool.....1975  
 Jade Prather.....2004-07  
 Laura Purser.....1995-96  
 Chelle Putzer.....1990-93

**- R -**

Glenda Randall.....1976  
 Adrienne Ratliff.....2001  
 Staci Reed .....1982  
 Kelley Reeves .....2012-13  
 Mickey Rich.....1991-93  
 Sybil Richards.....1983  
 Sherry Richardson.....1977  
 Tammie Richardson.....1985

Keilani Ricketts.....2010-13  
 Samantha Ricketts .....2006-09  
 Christy Ring.....1999-02  
 Terri Ringer .....1981-83  
 Brenda Rogers.....1996  
 Rae Lynn Rowton .....1987-89  
 Nancy Rozelle.....1977  
 Lisa Rudloff.....1982-85  
 Barbara Rutledge.....1977-80

**- S -**

Suzanne Sahmaunt.....1976-77  
 Susan Sallee.....1987-90  
 Evan Sallis .....2009-10  
 Erica Sampson.....2012-13  
 Diana Sanchez.....1977  
 Paula Sanders .....1975  
 Heather Scaglione.....2002-05  
 Rita Scranton .....1976  
**Kady Self.....2013-14**

Blenda Selvey.....1984-87  
 Cindy Servoss.....1976-77  
 Dotty Shaw .....1979-82  
 Jennifer Sherman.....1992-94  
 Lori Shimasaki.....2003  
 Jessica Shults .....2010-13  
 Jady Smith .....2005-08  
 Amber Spaulding.....2004-07  
 Tracy Spears .....1984-87  
 Diane Staggs.....1975-76  
 Laura Stapley .....1992  
 Karen Stark .....1977  
**Kelsey Stevens.....2014**  
 Jill Stever.....1986-87  
 Jennifer Stewart.....1999-2002  
 Elizabeth Stoia .....1985-87  
 Viki Streets .....1987  
 Jennifer Stump.....2000-03  
 Sharie Summers.....1989-91  
 Shelly Suwa .....1988-90

**- T -**

Kelley Thomas.....1978-81  
 Mary Thompson .....1985-86  
 Jules Townsend .....2013  
**Paris Townsend.....2013-14**  
 Wendy Trott.....2008-10  
 Brianna Turang.....2010-13

**- V -**

April Valdez .....2003-04  
 Ali Vandever.....2011-12  
 Lindsey Vandever .....2007-10  
 Lynette Velazquez .....1998-99  
 Kristin Vesely .....2003-06  
**Jessica Vest .....2012-14**

**- W -**

Michelle Wald .....1988-91  
 Felicia Warren .....1983  
 LaKisha Washington.....1998-2001  
 Carrie Watkins .....1983-86  
 Angela Wedlake .....2001  
 Tiffany Weight.....2002-03  
 Treva Whitaker .....1998-99  
 Jaime White .....1998-2001  
 Carye Whitescarver .....1980-83  
 Brittany Williams .....2011-14  
 Mary Williams .....1975, 1978  
 Macey Wilson .....1999-2000

**- Y -**

Kim Young.....1996  
 Janet Youngker.....1975

**Bold denotes current players**



*Christina Enea, 2002-05*

TWO NATIONAL CHAMPIONSHIPS 🏆 NINE WCWS APPEARANCES 🏆 ELEVEN BIG 12 CHAMPIONSHIPS

**ALL-AMERICANS**



**BECKY BURROUGHS**  
1994 Second Team



**BREA MOORE**  
1995 Third Team



**JILL MOST**  
1996 Third Team - 1997 Second Team



**LANA MORAN**  
1998 Third Team



**LISA CAREY**  
1999 Third Team - 2000 First Team - 2001 Second Team



**LYNETTE VELAZQUEZ**  
1999 At-Large First Team



**ASHLI BARRETT**  
2000 At-Large First Team - 2001 Second Team



**ERIN EVANS**  
2000 Third Team



**JENNIFER STEWART**  
2000 Third Team - 2001 At-Large Third Team



**KELLI BRAITSCH**  
2001 First Team



**CHRISTINA ENEA**  
2002 Third Team



**LEAH GULLA**  
2003 First Team



**KAMI KEITER**  
2003 Second Team



**HEATHER SCAGLIONE**  
2004 - 2005 First Team



**NORRELLE DICKSON**  
2005 Third Team - 2006 Second Team - 2007 First Team



**KRISTIN VESELY**  
2005 Second Team - 2006 At-Large First Team



**ALL-AMERICANS**



**LAUREN ECKERMANN**  
2007 Third Team



**SUSAN OGDEN**  
2007 Second Team



**SAMANTHA RICKETTS**  
2007 - 2009 Second Team



**AMBER FLORES**  
2008 Second Team  
2009 - 2010 First Team



**SAVANNAH LONG**  
2008 Second Team



**D.J. MATHIS**  
2008 Second Team



**JESSICA SHULTS**  
2010 - 2011 Second Team  
2012 First Team



**KEILANI RICKETTS**  
2010 Second Team  
2011 - 2012 - 2013 First Team



**LAUREN CHAMBERLAIN**  
2012 - 2013 First Team  
2014 Third Team



**SHELBY PENDLEY**  
2013 Second Team  
2014 First Team




**BRIANNA TURANG**  
2013 Second Team



*Kristin Vesely 2003-2006*

TWO NATIONAL CHAMPIONSHIPS NINE WCWS APPEARANCES ELEVEN BIG 12 CHAMPIONSHIPS

**ALL-REGION**



**PATTI GRAHAM**  
1984 First Team



**PATTI KRAFFET**  
1984 First Team




**ANGEL MONACHELLI**  
1984 Second Team



**LISA RUDLOFF**  
1984 Second Team



**CARRIE WATKINS**  
1984 Second Team - 1985 First Team



**SHELLY BOLLIN**  
1985 - 1986 - 1987 Second Team



**LORIE FAUSETT**  
1987 First Team



**LONNI ALAMEDA**  
1992 Second Team



**CARI GRAVES**  
1992 First Team



**BECKY BURROUGHS**  
1993 - 1994 First Team



**CHRIS DELUCA**  
1994 Second Team



**ANALISA JACKSON**  
1994 Second Team



**CASEY DICKSON**  
1995 - 1996 - 1997 Second Team



**BREA MOORE**  
1995 First Team



**LAURA PURSER**  
1995 Second Team



**JILL MOST**  
1996 - 1997 First Team





**ALL-REGION**



**MELLYSSA PANZER**  
1996 Second Team



**ANGIE HOLWELL**  
1997 First Team



**RACHEL JOHNSON**  
1997 - 1998 Second Team



**ASHLI BARRETT**  
1998 - 2000 - 2001 First Team  
1999 Second Team



**LANA MORAN**  
1998 - 2000 Second Team



**LISA CAREY**  
1999 - 2000 - 2001 First Team



**JENNIFER STEWART**  
1999 - 2000 - 2001 First Team



**LYNETTE VELAZQUEZ**  
1999 First Team



**CHRISTY RING**  
2000 - 2002 First Team



**KELLI BRAITSCH**  
2001 - 2002 First Team



**ERIN EVANS**  
2001 Second Team - 2003 First Team



**CHRISTINA ENEA**  
2002 - 2005 First Team  
2004 Second Team



**LEAH GULLA**  
2003 First Team



**KAMI KEITER**  
2003 Second Team - 2005 First Team



**NORRELLE DICKSON**  
2004 - 2005 - 2006 - 2007 First Team



**HEATHER SCAGLIONE**  
2004 - 2005 First Team

**ALL-REGION**



**JESSICA LESLIE**  
2005 Second Team



**KRISTIN VESELY**  
2005 - 2006 First Team



**SAVANNAH LONG**  
2006 Second Team - 2008 First Team



**SAMANTHA RICKETTS**  
2006 - 2007 - 2009 First Team  
2008 Second Team



**TRACI DICKENSON**  
2007 Second Team



**LAUREN ECKERMANN**  
2007 First Team



**AMBER FLORES**  
2007 - 2008 - 2009 - 2010 First Team



**SUSAN OGDEN**  
2007 First Team



**D.J. MATHIS**  
2008 - 2009 First Team



**LINDSEY VANDEVER**  
2008 - 2009 First Team  
2010 Second Team



**KEILANI RICKETTS**  
2010 - 2011 - 2012 - 2013 First Team



**JESSICA SHULTS**  
2010 - 2011 - 2012 First Team



**DESTINEE MARTINEZ**  
2011 First Team - 2013 Second Team  
2014 Third Team



**BRITTANY WILLIAMS**  
2011 First Team  
2014 Second Team



**GEORGIA CASEY**  
2012 Second Team  
2014 First Team



**LAUREN CHAMBERLAIN**  
2012 - 2013-2014 First Team



**ALL-REGION**



**BRIANNA TURANG**  
2013 First Team



**MICHELLE GASCOIGNE**  
2013 Second Team



**SHELBY PENDLEY**  
2013 Second Team  
2014 First Team



**KADY SELF**  
2014 First Team



**WHITNEY ELLIS**  
2014 Second Team



**KELSEY STEVENS**  
2014 Second Team



*Oklahoma's 2013 Senior Class, all of whom earned All-Region honors in their careers*

TWO NATIONAL CHAMPIONSHIPS 🏆 NINE WCWS APPEARANCES 🏆 ELEVEN BIG 12 CHAMPIONSHIPS

**USA SOFTBALL PLAYER OF THE YEAR**

2012 Keilani Ricketts  
2013 Keilani Ricketts

**HONDA SOFTBALL PLAYER OF THE YEAR**

2012 Keilani Ricketts  
2013 Keilani Ricketts

**HONDA CUP**

2013 Keilani Ricketts

**WCWS ALL-TOURNAMENT TEAM**

2000 Kelli Braitsch  
Lisa Carey  
Jennifer Stewart  
2001 Christy Ring  
Jennifer Stewart  
2003 Jennifer Stump  
2004 Christina Enea  
2012 Lauren Chamberlain  
Destinee Martinez  
Keilani Ricketts  
Jessica Shults  
Brianna Turang  
2013 Georgia Casey  
Lauren Chamberlain  
Callie Parsons  
Keilani Ricketts  
Jessica Shults  
Brianna Turang  
Shelby Pendley

**WCWS MOST OUTSTANDING PLAYER**

2000 Jennifer Stewart  
2013 Keilani Ricketts

**NCAA ALL-REGION TEAM**

2000 (Region 3) Lisa Carey  
Erin Evans  
Lana Moran  
Jennifer Stewart  
2001 (Region 5) Kelli Braitsch  
Lisa Carey  
Erin Evans  
Leah Gulla  
Jennifer Stewart  
2002 (Region 5) Kelli Braitsch  
Leah Gulla  
Christy Ring  
Heather Scaglione  
Jennifer Stewart  
2003 (Region 5) Kelli Braitsch  
Christina Enea  
Leah Gulla  
Kami Keiter  
2004 (Region 1) Christine Enea  
Kami Keiter  
Mariee Mena  
Heather Scaglione

**NCAA REGIONAL MOST OUTSTANDING PLAYER**

2000 (Region 3) Jennifer Stewart  
2001 (Region 5) Erin Evans  
2002 (Region 5) Jennifer Stewart  
2003 (Region 5) Leah Gulla

2004 (Region 1) Kami Keiter

**SPEEDLINE/NFCA DIVISION I NATIONAL STAFF OF THE YEAR**

2000 Patty Gasso, Melyssa Panzer,  
Tim Walton and Jen Jaime  
2013 Patty Gasso,  
Melyssa Lombardi, Tripp MacKay

**NFCA MIDWEST REGION COACHING STAFF OF THE YEAR**

1996 Patty Gasso  
Lori Castellano, Analisa Jackson  
1999 Patty Gasso  
Melyssa Lombardi, Tim Walton  
2000 Patty Gasso  
Melyssa Lombardi, Tim Walton  
2001 Patty Gasso  
Melyssa Lombardi, Tim Walton  
2004 Patty Gasso,  
Melyssa Lombardi, Howard Dobson  
2012 Patty Gasso,  
Melyssa Lombardi, Tripp MacKay  
2013 Patty Gasso,  
Melyssa Lombardi, Tripp MacKay  
2014 Patty Gasso,  
Melyssa Lombardi, Tripp MacKay

**NFCA PITCHER OF THE WEEK**

1997 Jill Most

**NFCA PLAYER OF THE WEEK**

2003 Leah Gulla (3/5)  
2005 Jessica Leslie (3/15)  
2007 Mariee Mena (2/27)  
Samantha Ricketts (3/20)  
Savannah Long (4/24)  
2009 Amber Flores (2/10)  
2011 Keliani Ricketts (5/10)  
2012 Keilani Ricketts (2/27)  
2013 Keilani Ricketts (2/12)

**USA SOFTBALL PLAYER OF THE WEEK**

2007 Mariee Mena (2/27)  
2009 Amber Flores (2/10)  
2010 Keilani Ricketts (2/23)  
2013 Keilani Ricketts (2/12)  
2014 Kelsey Stevens (5/6)

**NATIONAL TEAMS**

1985 Athletes in Action, Shelly Bollin  
2011 Keilani Ricketts, Jessica Shults  
2012 Keilani Ricketts, Jessica Shults  
2013 Lauren Chamberlain, Destinee Martinez

**JUNIOR NATIONAL TEAM**

2002 Kristin Vesely

**USA ELITE TEAM**

2003 Norrelle Dickson  
2004 Norrelle Dickson  
Kami Keiter  
Heather Scaglione

**ALL-BIG EIGHT**

1984 Patti Graham, first team  
Patti Krafft, first team  
Angel Monachelli, second team  
Carrie Watkins, second team  
Tammy Crew, honorable mention  
Michelle Ford, honorable mention  
Kelly Geiger, honorable mention  
1985 Patti Krafft, first team  
Carrie Watkins, first team  
Mary Thompson, honorable mention  
1986 Shelly Bollin, first team  
Lorie Fausett, first team  
1987 Shelly Bollin, first team  
Lorie Fausett, first team  
Tracy Spears, first team  
1988 Kim Beatty, honorable mention  
Lisa Carpenter, honorable mention  
Cris Cerulle, honorable mention  
Lorie Fausett, honorable mention  
1989 Sharie Summers, first team  
Kim Beatty, honorable mention  
Lisa Carpenter, honorable mention  
Cari Graves, honorable mention  
Emily Parr, honorable mention  
Susan Sallee, honorable mention  
1990 Susan Sallee, first team  
Emily Parr, honorable mention  
Sharie Summers, honorable mention  
Michelle Wald, honorable mention  
1991 Tracy Greene, first team  
Lonni Alameda, honorable mention  
Cari Graves, honorable mention  
Emily Parr, honorable mention  
Mickey Rich, honorable mention  
Karen Spicer-Cox, honorable mention  
1992 Cari Graves, first team  
Lonni Alameda, honorable mention  
Julie Dobbs, honorable mention  
Kelly Ford, honorable mention  
Dayna Garcia, honorable mention  
Chelle Putzer, honorable mention  
Mickey Rich, honorable mention  
Jennifer Sherman, honorable mention  
1993 Kari Lewis, second team  
Stephanie Acton, honorable mention  
Becky Burroughs, honorable mention  
Julie Dobbs, honorable mention  
Jennifer Gaylor, honorable mention  
Christine Haag, honorable mention  
Mickey Rich, honorable mention  
1994 Becky Burroughs, first team  
Jennifer Sherman, first team  
Stephanie Acton, honorable mention  
Cindy Ambrose, honorable mention  
Chris DeLuca, honorable mention  
Casey Dickson, honorable mention  
Carrie Frederick, honorable mention  
Analisa Jackson, honorable mention  
Kari Lewis, honorable mention  
Jill Most, honorable mention  
1995 Cindy Ambrose, first team  
Casey Dickson, first team  
Brea Moore, first team  
Laura Purser, first team



**AWARDS AND HONORS**

Chris DeLuca, second team  
 Carrie Frederick, second team  
 Analisa Jackson, second team  
 Cindy Ambrose, honorable mention  
 Mindy Johnson, honorable mention  
 Melyssa Panzer, honorable mention  
 Jennifer Sherman, honorable mention

2005

Kami Keiter, second team  
 Mariee Mena, second team  
 Norrelle Dickson, first team  
 Christina Enea, first team  
 Kami Keiter, first team  
 Heather Scaglione, first team  
 Kristin Vesely, first team

2006

Norrelle Dickson, first team  
 Samantha Ricketts, first team  
 Kristin Vesely, first team  
 Traci Dickenson, second team  
 Savannah Long, second team

2007

Norrelle Dickson, first team  
 Lauren Eckermann, first team  
 Amber Flores, first team  
 Susan Ogden, first team  
 Samantha Ricketts, first team  
 Traci Dickenson, second team  
 Jamie Fox, second team

2008

Amber Flores, first team  
 Savannah Long, first team  
 D.J. Mathis, first team  
 Samantha Ricketts, first team  
 Lindsey Vandever, first team  
 Lauren Eckermann, second team  
 Susan Ogden, second team

2009

Amber Flores, first team  
 Krystle Huey, first team  
 D.J. Mathis, first team  
 Katie Norris, first team  
 Samantha Ricketts, first team  
 Haley Anderson, second team  
 Chana'e Jones, second team  
 Lindsey Vandever, second team

2010

Amber Flores, first team  
 Keilani Ricketts, first team  
 Jessica Shults, first team  
 Lindsey Vandever, first team  
 Haley Nix, second team  
 Katie Norris, second team  
 Chana'e Jones, first team  
 Destinee Martinez, first team

2011

Keilani Ricketts, first team  
 Dani Dobbs, second team  
 Haley Nix, second team  
 Jessica Shults, second team  
 Georgia Casey, first team  
 Lauren Chamberlain, first team  
 Keilani Ricketts, first team  
 Jessica Shults, first team

2013

Destinee Martinez, second team  
 Lauren Chamberlain, first team  
 Destinee Martinez, first team  
 Shelby Pendley, first team  
 Keilani Ricketts, first team  
 Brianna Turang, first team  
 Georgia Casey, second team  
 Michelle Gascoigne, second team

2014

Georgia Casey, First Team  
 Shelby Pendley, First Team  
 Kady Self, First Team  
 Kelsey Stevens, First Team  
 Brittany Williams, First Team  
 Whitney Ellis, Second Team

**BIG 12 10TH ANNIVERSARY TEAM**

Ashli Barrett  
 Lisa Carey  
 Christina Enea  
 Erin Evans  
 Jennifer Stewart

**BIG 12 PLAYER OF THE YEAR**

1996 Jill Most, pitcher  
 1999 Lynette Velazquez, first base  
 2000 Lisa Carey, first base  
 2001 Kelli Braitsch, shortstop  
 2007 Norrelle Dickson, infielder  
 2009 Amber Flores, utility  
 2010 Amber Flores, second base  
 2012 Keilani Ricketts, pitcher  
 2013 Shelby Pendley, infielder

**BIG 12 PITCHER OF THE YEAR**

2007 Lauren Eckermann (co)  
 2013 Keilani Ricketts

**BIG 12 DEFENSIVE PLAYER OF THE YEAR**

2004 Heather Scaglione, catcher  
 2005 Heather Scaglione, catcher  
 2008 Savannah Long, shortstop  
 2010 Lindsey Vandever, catcher

**ALL-BIG 12 DEFENSIVE TEAM**

2013 Georgia Casey, second base  
 Keilani Ricketts, pitcher  
 Jessica Shults, catcher  
 Brianna Turang, outfield  
 Kelsey Stevens, pitcher  
 2014 Brittany Williams, first base  
 Georgia Casey, second base  
 Shelby Pendley, third base  
 Destinee Martinez, outfield

**BIG 12 NEWCOMER OF THE YEAR**

2000 Andrea Davis, outfield

**BIG 12 FRESHMAN OF THE YEAR**

1998 Lisa Carey, infield  
 1999 Jennifer Stewart, pitcher  
 2012 Lauren Chamberlain, infield

**BIG 12 COACH OF THE YEAR**

1996 Patty Gasso  
 1999 Patty Gasso  
 2000 Patty Gasso  
 2009 Patty Gasso  
 2012 Patty Gasso  
 2013 Patty Gasso  
 2014 Patty Gasso

**BIG EIGHT PLAYER OF THE WEEK**

1984 Patti Graham  
 1985 Mary Thompson  
 1986 Kerri Mulry (twice)  
 1987 Viki Streets  
 1989 Susan Sallee  
 1992 Christine Haag  
 Cari Graves  
 1995 Brea Moore

**ALL-BIG 12**

1996 Jill Most, first team  
 Nicole Myers, first team  
 Casey Dickson, second team  
 Melyssa Panzer, second team  
 Christine Benyak, honorable mention  
 Angela Holwell, honorable mention  
 Jennifer Jaime, honorable mention  
 Mindy Johnson, honorable mention  
 Laura Purser, honorable mention  
 Brenda Rogers, honorable mention  
 1997 Casey Dickson, first team  
 Angie Holwell, first team  
 Jill Most, first team  
 Mindy Johnson, second team  
 Rachel Johnson, second team  
 Lana Moran, second team  
 1998 Ashli Barrett, first team  
 Rachel Johnson, first team  
 Lisa Carey, second team  
 Lana Moran, second team  
 LaKisha Washington, second team  
 1999 Ashli Barrett, first team  
 Lisa Carey, first team  
 Christy Ring, first team  
 Jennifer Stewart, first team  
 Lynette Velazquez, first team  
 Deborah Hargrave, second team  
 2000 Ashli Barrett, first team  
 Lisa Carey, first team  
 Erin Evans, first team  
 Lana Moran, first team  
 Christy Ring, first team  
 Jennifer Stewart, first team  
 2001 Kelli Braitsch, first team  
 Ashli Barrett, first team  
 Lisa Carey, first team  
 Andrea Davis, first team  
 Erin Evans, first team  
 Jennifer Stewart, first team  
 Christy Ring, second team  
 Jennifer Stump, second team  
 2002 Kelli Braitsch, first team  
 Christina Enea, first team  
 Leah Gulla, first team  
 Christy Ring, first team  
 Kami Keiter, second team  
 Heather Scaglione, second team  
 Jennifer Stewart, second team  
 2003 Erin Evans, first team  
 Leah Gulla, first team  
 Kami Keiter, first team  
 Heather Scaglione, second team  
 Kristin Vesely, second team  
 2004 Christina Enea, first team  
 Heather Scaglione, first team  
 Kristin Vesely, first team



**BIG 12 PLAYER OF THE WEEK**

March 17, 1996	Casey Dickson
March 10, 1997	Rachel Johnson
Feb. 16, 1998	Rachel Johnson
Feb. 23, 1998	Lynette Velazquez
Feb. 16, 1999	Lynette Velazquez
April 13, 1999	Lynette Velazquez
May 5, 1999	Lynette Velazquez
Feb. 22, 2000	Mandy Fulton
Feb. 29, 2000	Ashli Barrett
April 11, 2000	Erin Evans
May 2, 2000	Lisa Carey
Feb. 13, 2001	Kelli Braitsch
March 5, 2001	Ashli Barrett
March 27, 2001	Ashli Barrett
April 24, 2001	Lisa Carey
April 9, 2002	Erin Evans
April 16, 2002	Heather Scaglione
April 30, 2002	Christina Enea
March 5, 2003	Leah Gulla
April 1, 2003	Leah Gulla
Feb. 10, 2004	Heather Scaglione
March 2, 2004	Heather Scaglione
March 16, 2004	Norrelle Dickson
April 6, 2004	Heather Scaglione
April 27, 2004	Heather Scaglione
May 4, 2004	Heather Scaglione
March 8, 2005	Kristin Vesely
March 15, 2005	Jessica Leslie
March 29, 2005	Kristin Vesely
April 5, 2005	Jessica Leslie
April 19, 2005	Heather Scaglione
Feb. 22, 2006	Kristin Vesely
March 14, 2006	Amber Spaulding
May 8, 2006	Norrelle Dickson
Feb. 27, 2007	Mariee Mena
March 20, 2007	Samantha Ricketts
March 27, 2007	Norrelle Dickson
April 10, 2007	Norrelle Dickson
April 24, 2007	Savannah Long
Feb. 12, 2008	Amber Flores
April 8, 2008	Amber Flores
Feb. 10, 2009	Amber Flores
March 23, 2009	Amber Flores
April 21, 2009	Amber Flores
April 28, 2009	Krystle Huey
Feb. 23, 2010	Amber Flores
March 30, 2010	Jessica Shults
Feb. 15, 2011	Jessica Shults
March 22, 2011	Dani Dobbs
March 13, 2012	Lauren Chamberlain
March 20, 2012	Georgia Casey
April 3, 2012	Lauren Chamberlain
May 8, 2012	Keilani Ricketts
May 15, 2012	Lauren Chamberlain
Feb. 12, 2013	Lauren Chamberlain
March 12, 2013	Shelby Pendley
March 19, 2013	Lauren Chamberlain
April 2, 2013	Jessica Vest
April 16, 2013	Shelby Pendley
April 23, 2013	Brianna Turang
April 30, 2013	Shelby Pendley
Feb. 25, 2014	Destinee Martinez
March 11, 2014	Whitney Ellis
April 1, 2014	Kady Self

April 29, 2014

**BIG 12 PITCHER OF THE WEEK**

March 12, 1996	Jill Most
March 26, 1996	Jill Most
April 1, 1996	Jill Most
April 22, 1996	Jill Most
March 10, 1997	Jill Most
March 24, 1997	Jill Most
April 7, 1998	Jennifer Jaime
April 14, 1998	Lana Moran
April 21, 1998	Lana Moran
April 13, 1999	Jennifer Stewart
Feb. 15, 2000	Jennifer Stewart
April 4, 2000	Jennifer Stewart
April 17, 2001	Jennifer Stewart
Feb. 12, 2002	Jennifer Stewart
April 23, 2002	Kami Keiter
March 19, 2003	Kami Keiter
March 2, 2004	Nicole Denes
March 1, 2005	Kami Keiter
March 6, 2007	Lauren Eckermann
March 20, 2007	Lauren Eckermann
April 10, 2007	Lauren Eckermann
Feb 12, 2008	D.J. Mathis
Feb. 26, 2008	D.J. Mathis
April 29, 2008	Lauren Eckermann
April 28, 2009	D.J. Mathis
Feb. 23, 2010	Keilani Ricketts
April 13, 2010	Keilani Ricketts
May 4, 2010	Keilani Ricketts
Feb. 15, 2011	Keilani Ricketts
May 10, 2011	Keilani Ricketts
March 6, 2012	Keilani Ricketts
March 20, 2012	Keilani Ricketts
March 27, 2012	Keilani Ricketts
April 3, 2012	Keilani Ricketts
April 24, 2012	Keilani Ricketts
May 1, 2012	Keilani Ricketts
Feb. 12, 2013	Keilani Ricketts
Feb. 19, 2013	Michelle Gascoigne
Feb. 26, 2013	Keilani Ricketts
March 19, 2013	Keilani Ricketts
April 23, 2013	Keilani Ricketts
April 30, 2013	Keilani Ricketts
March 11, 2014	Kelsey Stevens
April 9, 2014	Kelsey Stevens
May 6, 2014	Kelsey Stevens

**ALL-BIG EIGHT TOURNAMENT**

1978	Kelly Brown
	Cheryl Jacobs
	Holly Lauth
	Kelley Thomas
1979	Tammy Allard
	Barb Rutledge
1980	Barb Rutledge
1982	Patti Graham
	Cindy Godowski
	Tammy Holloway
1983	Patti Graham
	Cindy Godowski
	Lisa Rudloff
1984	Patti Graham
	Lisa Rudloff

Shelby Pendley	1985
	1986
	1987
	1990
	1991
	1992

**ALL-BIG 12 CHAMPIONSHIP TEAM**

1996	Casey Dickson
	Angie Holwell
	Jill Most
	Nicole Myers
	Melyssa Panzer
1997	Mindy Johnson
1998	Lisa Carey
	Deborah Hargrave
	Ashli Barrett
	Lisa Carey
	Andrea Davis
	Mandy Fulton
	Lana Moran
2001	Ashli Barrett
	Lisa Carey
	Jennifer Stewart
	Jennifer Stump
2002	Kelli Braitsch
	Kami Keiter
2003	Kelli Braitsch
	Kami Keiter
	Kristin Vesely
2004	Jamie Fox
	Kami Keiter
2005	Kami Keiter
	Heather Scaglione
2006	D.J. Mathis
	Samantha Ricketts
	Amber Spaulding
	Kristin Vesely
2007	Norrelle Dickson
	Lauren Eckermann
	Savannah Long
	Lindsey Vandever
	Samantha Ricketts
2008	Amber Flores
2009	Karolyne Long
	D.J. Mathis
	Amber Flores
2010	Keilani Ricketts
	Jessica Shults
	Lindsey Vandever

**BIG 12 CHAMPIONSHIP MOP**

1996	Jill Most
2001	Lisa Carey
2007	Lauren Eckermann
2010	Keilani Ricketts

**ACADEMIC ALL-AMERICAN OF THE YEAR**

2000	Lana Moran
------	------------



# AWARDS AND HONORS

## ACADEMIC ALL-AMERICAN

1987	Shelly Bollin, honorable mention
1995	Jennifer Sherman, first team
1997	Nicole Myers, first team Angie Holwell, third team
1998	Lana Moran, first team
2000	Lana Moran, first team
2007	Norrelle Dickson, second team
2013	Michelle Gascoigne, second team

## COSIDA ACADEMIC ALL-DISTRICT

1995	Jennifer Sherman
1996	Angie Holwell
1997	Angie Holwell Nicole Myers Lana Moran
1998	Lana Moran
2000	Lana Moran
2002	Erin Evans
2003	Erin Evans
2007	Norrelle Dickson, first team Jamie Fox, first team
2008	Lauren Eckermann, first team
2011	Dani Dobbs, second team
2013	Michelle Gascoigne Jessica Vest
2014	Jessica Vest

## ACADEMIC ALL-BIG EIGHT

1984	Carrie Watkins, first team
1985	Carrie Watkins, first team
1986	Shelly Bollin, first team
1987	Shelly Bollin, first team
1989	Emily Parr, first team Karen Spicer, first team Cari Graves, honorable mention
1990	Cari Graves, first team Karen Spicer-Cox, honorable mention
1991	Emily Parr, first team Karen Spicer-Cox, honorable mention Michelle Wald, honorable mention
1992	Kelly Ford, first team Stacey Frate, first team Cari Graves, first team Kendra Jones, honorable mention Mickey Rich, honorable mention
1993	Chelle Putzer, first team Kendra Jones, honorable mention Mickey Rich, honorable mention
1994	Jennifer Sherman, honorable mention Chris DeLuca, first team Analisa Jackson, first team Jennifer Sherman, first team Stephanie Acton, honorable mention Cindy Ambrose, honorable mention Angie Holwell, honorable mention DeAnna Melson, honorable mention
1995	Cindy Ambrose, first team Chris DeLuca, first team Analisa Jackson, first team Jennifer Sherman, first team Angela Holwell, honorable mention Mindy Johnson, honorable mention Amy Kennedy, honorable mention Laura Purser, honorable mention

## ACADEMIC ALL-BIG 12

1996	Angela Holwell, first team Amy Kennedy, honorable mention Nicole Myers, honorable mention
1997	Angie Holwell, first team Lana Moran, first team Mindy Johnson, honorable mention Rachel Johnson, honorable mention Jill Most, honorable mention Nicole Myers, honorable mention Brenda Rogers, honorable mention
1998	Ashli Barrett, first team Lisa Carey, first team Mandy Fulton, first team Lana Moran, first team Jaime White, first team Nicole Myers, honorable mention
1999	Lana Moran, first team Deborah Hargrave, honorable mention Nicole Myers, honorable mention Christy Ring, honorable mention Jennifer Stewart, honorable mention Jaime White, honorable mention
2000	Erin Evans, first team Lana Moran, first team Macey Wilson, first team Lisa Carey, second team Jaime White, second team Erin Evans, first team Jaime White, first team Lisa Carey, second team
2001	Lindsey Abbott, first team Kaycee Clark, first team Erin Evans, first team Katie Overton, first team Kelli Braitsch, second team Kelli Braitsch, first team Erin Evans, first team Tiffany Weight, second team Katie Overton, first team Nicole Denes, second team
2002	Stacia Aleman, first team Nicole Denes, first team Norrelle Dickson, first team Jamie Fox, first team Kami Keiter, first team Jade Prather, first team Christina Enea, second team
2003	Stacia Aleman, first team Nicole Denes, first team Jamie Fox, first team Norrelle Dickson, second team Jade Prather, second team
2004	Stacia Aleman, first team Norrelle Dickson, first team Jamie Fox, first team
2005	Savannah Long, second team Lauren Eckermann, first team Savannah Long, first team Samantha Ricketts, first team D. J. Mathis, second team
2006	Dani Dobbs, first team Jeannie Douglas, first team Samantha Ricketts, first team Wendy Trott, first team
2007	
2008	
2009	

2010	Lindsey Vandever, first team Dani Dobbs, first team Wendy Trott, first team Kirsten Allen, second team Katie Norris, second team Lindsey Vandever, second team Dani Dobbs, first team Chana'e Jones, first team
2011	Michelle Gascoigne, second team Kirsten Allen, first team Michelle Gascoigne, first team Javen Henson, first team Brianna Turang, first team Ali Vandever, second team
2012	Michelle Gascoigne, first team Javen Henson, first team Brianna Turang, first team Ali Vandever, second team Michelle Gascoigne, first team Javen Henson, first team Callie Parsons, first team Brianna Turang, first team Jessica Vest, first team Georgia Casey, second team Erica Sampson, second team Brittany Williams, second team
2013	Javen Henson, first team Callie Parsons, first team Shelby Pendley, first team Kady Self, first team Jessica Vest, first team Georgia Casey, second team
2014	

Oklahoma is the only program to be ranked every week of the National Fastpitch Coaches' Association Coaches' poll. The Sooners entered the rankings at No. 18 in the first poll on January 24, 1995. They have not dropped out since - 289 straight weeks. The Sooners earned their first top ranking after winning the National Championship in 2000. Oklahoma's average finish is 9.4. Likewise, the Sooners have been ranked every week of the USA Softball poll, dating back to the 2003 season. Oklahoma formally recognizes the NFCA poll as its poll of choice. 'NP' means that there was no poll.

**OKLAHOMA YEAR-BY-YEAR IN THE NFCA POLL**

Week	1	2	3	4	5	6	7	8	9	10	11	12	13	14	15	F
1995	18	20	24	25	23	22	20	20	16	16	17	NP	NP	NP	NP	12
1996	9	10	14	12	12	13	11	10	10	9	NP	NP	NP	NP	NP	12
1997	10	17	15	13	14	7	7	7	7	8	7	9	NP	NP	NP	11
1998	16	6	6	6	6	5	4	5	5	5	6	7	NP	NP	NP	11
1999	11	5	5	5	9	8	11	8	9	9	9	9	NP	NP	NP	23
2000	8	7	6	5	6	7	7	6	6	6	5	3	3	NP	NP	1
2001	2	3	5	5	5	6	6	7	7	6	7	6	5	NP	NP	5
2002	7	4	7	9	6	9	9	9	9	11	12	12	13	NP	NP	8
2003	8	9	6	6	4	4	4	4	6	5	5	5	NP	NP	NP	5
2004	4	4	5	5	6	7	9	13	17	17	21	20	21	21	NP	6
2005	4	14	13	11	9	8	7	8	6	5	5	10	11	10	NP	13
2006	12	10	10	10	13	14	15	17	21	21	22	23	21	21	NP	18
2007	16	12	9	6	6	6	4	4	3	3	4	3	3	3	NP	11
2008	5	9	8	10	11	11	13	12	11	7	8	8	7	7	7	10
2009	10	7	8	7	6	9	11	8	12	13	15	13	13	10	10	16
2010	11	13	12	11	12	11	12	13	11	12	14	12	12	11	NP	11
2011	9	6	6	10	10	9	12	15	14	15	15	15	15	13	13	7
2012	5	4	6	8	8	7	7	7	5	6	6	5	4	4	4	2
2013	2	2	2	2	2	1	1	1	1	1	1	1	1	1	1	1
2014	2	11	18	20	19	19	22	22	22	19	16	17	15	13	12	5

**OKLAHOMA YEAR-BY-YEAR IN THE USA SOFTBALL POLL**

Week	1	2	3	4	5	6	7	8	9	10	11	12	13	14	15	16	F
2003	11	6	6	4	4	3	4	5	5	4	4	NP	NP	NP	NP	NP	6
2004	4	4	4	5	6	7	9	11	14	17	18	20	19	20	20	20	6
2005	4	12	13	14	12	12	11	9	9	7	6	6	9	10	10	11	12
2006	10	10	10	14	15	17	18	21	19	21	23	22	20	18	NP	NP	17
2007	16	14	10	7	5	6	3	3	2	2	4	3	3	2	1	NP	9
2008	5	9	6	9	9	8	11	13	12	9	11	9	7	7	8	NP	10
2009	6	3	4	5	5	8	10	6	10	11	16	14	9	NP	NP	NP	17
2010	10	12	9	8	9	8	9	13	13	12	13	10	9	8	8	NP	10
2011	6	6	6	11	9	8	7	14	15	14	15	14	15	13	12	NP	7
2012	6	4	6	9	8	7	7	7	7	6	5	5	3	4	4	2	2
2013	2	1	1	1	1	1	1	1	1	1	1	1	1	1	1	NP	1
2014	2	7	13	13	13	13	16	16	15	13	12	12	12	10	10	NP	4

**RECORD AGAINST RANKED OPPONENTS (BY TEAM)**

Alabama	2-7
Arizona	12-21
Arizona State	8-3
Auburn	1-0
Baylor	19-7
California	5-3
Cal State Fullerton	2-2
Cal State Northridge	0-1
DePaul	2-3
Florida	1-0
Florida Atlantic	0-2
Florida State	3-3
Fresno State	7-7
Georgia	2-2
Georgia Tech	0-1
Hawaii	0-1
Houston	1-0
Illinois-Chicago	0-1
Iowa	0-2
Kansas	4-1
Kentucky	1-1
Long Beach State	2-0
Louisiana-Lafayette	7-8
Louisville	4-1
LSU	3-6

Massachusetts	2-2
Michigan	5-5
Minnesota	1-0
Missouri	12-8
Nebraska	11-15
Nevada	1-0
Northwestern	3-2
Notre Dame	2-0
Oklahoma State	17-9
Oregon	4-1
Oregon State	6-1
South Carolina	1-2
South Florida	1-0
Southern Mississippi	2-3
Stanford	2-3
Tennessee	4-4
Texas	13-19
Texas A&M	31-8
Texas Tech	3-1
Tulsa	2-0
UCLA	2-5
Washington	10-10
<b>Total</b>	<b>221-181 (.550)</b>
<b>Non-Big 12 Teams</b>	<b>165-144 (.534)</b>
<b>Current Big 12 Teams</b>	<b>56-37 (.602)</b>

**RECORD AGAINST THE NFCA TOP 25**

#1	4-14
#2	6-16
#3	9-14
#4	1-4
#5	11-9
#6	4-3
#7	9-8
#8	9-12
#9	9-9
#10	16-7
#11	9-9
#12	11-4
#13	5-7
#14	22-13
#15	7-6
#16	10-6
#17	9-5
#18	5-7
#19	13-6
#20	12-4
#21	8-6
#22	8-1
#23	10-6
#24	8-1
#25	6-4
<b>Total</b>	<b>221-181 (.550)</b>





**AGAINST RANKED OPPONENTS**

**SPRING 1995 (5-10)**

2/21	#3 Texas A&M	Grand Prairie, Texas	W	2-0
2/24	#4 Arizona	College Station, Texas	L	1-12
	#14 Louisiana-Lafayette	College Station, Texas	L	1-2
2/25	#3 Texas A&M	College Station, Texas	W	5-1
	#4 Arizona	College Station, Texas	L	2-8
2/26	#14 Louisiana-Lafayette	College Station, Texas	L	1-9
3/3	#15 Washington	San Diego, Calif.	L	2-3
3/4	#11 Oregon State	Las Cruces, N.M.	W	9-1
	#8 Northwestern	Las Cruces, N.M.	W	1-0
3/10	#2 Arizona	Tucson, Ariz.	L	0-7
	#2 Arizona	Tucson, Ariz.	L	5-13
3/11	#2 Arizona	Tucson, Ariz.	L	1-19
3/12	#2 Arizona	Tucson, Ariz.	L	3-11
3/25	#7 Northwestern	Sacramento, Calif.	L	4-5
3/26	#14 Oregon	Sacramento, Calif.	W	6-2

**SPRING 1996 (13-11)**

3/2	#14 South Carolina	Columbus, Ga.	L	1-2 (8)
	#8 Cal State Northridge	Columbus, Ga.	L	1-8
3/7	#14 Michigan	Tucson, Ariz.	W	5-0
3/8	#3 Arizona	Tucson, Ariz.	L	0-10
	#14 Michigan	Tucson, Ariz.	L	0-6
3/10	#3 Arizona	Tucson, Ariz.	L	0-10
3/21	#8 South Carolina	Fullerton, Calif.	W	2-0
	#1 Arizona	Fullerton, Calif.	L	1-2
3/23	#9 Louisiana-Lafayette	Fullerton, Calif.	L	0-4
4/3	#25 Oklahoma State*	Stillwater, Okla.	W	4-0
	#25 Oklahoma State*	Stillwater, Okla.	L	1-5
4/6	#12 Texas A&M*	Norman, Okla.	W	6-2
	#12 Texas A&M *	Norman, Okla.	W	4-2
4/7	#12 Texas A&M *	Norman, Okla.	W	2-1 (11)
4/17	#23 Oklahoma State*	Oklahoma City, Okla.	L	0-1
	#23 Oklahoma State *	Oklahoma City, Okla.	W	8-0
4/20	#14 Nebraska*	Norman, Okla.	W	8-2
	#14 Nebraska*	Norman, Okla.	W	4-2
4/21	#14 Nebraska*	Norman, Okla.	W	4-1
5/10	#18 Nebraska	Oklahoma City, Okla.	W	5-4
	#16 Oklahoma State	Oklahoma City, Okla.	W	5-0
5/11	#18 Nebraska	Oklahoma City, Okla.	W	1-0
5/18	#13 Iowa	Iowa City, Iowa	L	0-1
5/19	#13 Iowa	Iowa City, Iowa	L	2-7

**SPRING 1997 (13-9)**

2/20	#7 Louisiana-Lafayette	Lafayette, La.	L	1-2
	#7 Louisiana-Lafayette	Lafayette, La.	L	2-3
3/1	#16 Florida State	Columbus, Ga.	L	1-2 (8)
3/2	#17 Washington	Columbus, Ga.	W	1-0
3/9	#24 Baylor	Oklahoma City, Okla.	W	3-0
3/15	#22 Baylor	Houston, Texas	W	3-0
	#22 Baylor	Houston, Texas	W	3-1
3/19	#2 Fresno State	Fresno, Calif.	W	6-2
	#2 Fresno State	Fresno, Calif.	L	2-6
3/22	#5 Washington	Fullerton, Calif.	W	11-2
3/23	#2 Fresno State	Fullerton, Calif.	W	2-0
4/2	#17 Oklahoma State*	Norman, Okla.	W	1-0
4/12	#11 Missouri*	Norman, Okla.	W	2-1
	#11 Missouri*	Norman, Okla.	L	2-3
4/13	#23 Kansas*	Norman, Okla.	W	2-0
	#23 Kansas*	Norman, Okla.	W	2-0
4/16	#17 Oklahoma State*	Stillwater, Okla.	W	4-0
5/3	#25 Kansas	Oklahoma City, Okla.	L	1-4
	#9 Missouri	Oklahoma City, Okla.	W	2-0
5/4	#9 Missouri	Oklahoma City, Okla.	L	4-6
5/16	#17 Oklahoma State	Norman, Okla.	L	0-2
5/17	#17 Oklahoma State	Norman, Okla.	L	3-5

**SPRING 1998 (16-12)**

2/15	#11 Oklahoma State	Grand Prairie, Texas	W	4-3
2/27	#18 Minnesota	Columbus, Ga.	W	5-2
	#8 California	Columbus, Ga.	W	1-0
3/1	#3 Michigan	Columbus, Ga.	L	3-7
	#2 Washington	Columbus, Ga.	L	0-3
3/6	#1 Arizona	Tucson, Ariz.	L	4-6
	#1 Arizona	Tucson, Ariz.	W	4-3
3/19	#18 Oregon State	Fullerton, Calif.	L	1-3

	#5 Fresno State	Fullerton, Calif.	W	2-0
3/20	#25 Florida	Fullerton, Calif.	W	8-0
3/22	#11 Texas	Fullerton, Calif.	L	0-2
4/1	#10 Oklahoma State*	Stillwater, Okla.	L	1-2
4/5	#9 Texas Tech*	Lubbock, Texas	W	6-1
	#9 Texas Tech*	Lubbock, Texas	W	8-0
4/11	#14 Missouri*	Columbia, Mo.	W	2-1
	#14 Missouri*	Columbia, Mo.	W	4-1
4/16	#3 Fresno State	Norman, Okla.	W	4-2
	#3 Fresno State	Norman, Okla.	W	8-7 (10)
4/18	#8 Texas*	Norman, Okla.	L	0-1
	#8 Texas *	Norman, Okla.	W	5-4
4/22	#12 Oklahoma State*	Norman, Okla.	W	2-1
4/25	#7 Nebraska*	Norman, Okla.	L	3-5
	#7 Nebraska*	Norman, Okla.	L	3-6
5/1	#8 Texas	Oklahoma City, Okla.	W	1-0
5/2	#11 Oklahoma State	Oklahoma City, Okla.	W	3-2
5/3	#6 Nebraska	Oklahoma City, Okla.	L	0-3
5/16	#21 Massachusetts	Amherst, Mass.	L	0-1
5/17	#21 Massachusetts	Amherst, Mass.	L	1-3

**SPRING 1999 (7-8)**

2/13	#15 Oklahoma State	Arlington, Texas	W	3-2
2/14	#25 Oregon	Arlington, Texas	W	3-2
	#24 Illinois-Chicago	Arlington, Texas	L	3-7
2/27	#10 Massachusetts	Columbus, Ga.	W	2-0
	#9 LSU	Columbus, Ga.	W	5-2
3/16	#3 Fresno State	Fresno, Calif.	L	0-1
	#3 Fresno State	Fresno, Calif.	L	0-4
3/18	#4 Washington	Fullerton, Calif.	L	0-4
3/20	#11 Texas	Fullerton, Calif.	L	1-5
4/17	#19 Texas A&M*	College Station, Texas	W	3-0
	#19 Texas A&M*	College Station, Texas	W	6-4
4/18	#15 Texas*	Austin, Texas	W	2-1
	#15 Texas*	Austin, Texas	L	0-1
5/21	#8 Southern Miss	Baton Rouge, La.	L	0-5
5/22	#7 LSU	Baton Rouge, La.	L	3-7

**SPRING 2000 (17-5)**

2/13	#5 Southern Miss	Arlington, Texas	W	10-1
2/20	#4 Arizona	Tucson, Ariz.	L	0-6
2/25	#16 Cal State Fullerton	Norman, Okla.	W	8-0 (5)
3/4	#9 Stanford	Columbus, Ga.	W	8-0
3/5	#8 Fresno State	Columbus, Ga.	L	0-1
3/10	#8 LSU	Norman, Okla.	L	0-3
3/12	#12 Southern Miss	Norman, Okla.	L	4-5
3/14	#20 Long Beach State	Long Beach, Calif.	W	3-1
	#20 Long Beach State	Long Beach, Calif.	W	5-2
3/16	#12 Oregon State	Fullerton, Calif.	W	9-0
3/25	#25 Texas A&M*	College Station, Texas	W	4-2
3/26	#25 Texas A&M*	College Station, Texas	W	4-1
4/5	#20 Oklahoma State*	Stillwater, Okla.	W	4-2
4/19	#22 Oklahoma State*	Norman, Okla.	W	10-5
5/12	#18 Nebraska	Oklahoma City, Okla.	W	4-3
5/13	#18 Nebraska	Oklahoma City, Okla.	L	1-3
5/20	#13 Oregon State	Norman, Okla.	W	5-3
5/21	#13 Oregon State	Norman, Okla.	W	3-2
5/25	#10 California	Oklahoma City, Okla.	W	2-1
5/27	#8 Southern Miss	Oklahoma City, Okla.	W	3-1
5/28	#2 Arizona	Oklahoma City, Okla.	W	1-0
5/29	#3 UCLA	Oklahoma City, Okla.	W	3-1

**SPRING 2001 (10-8)**

2/23	#16 Oregon State	Columbus, Ga.	W	1-0
2/24	#19 South Carolina	Columbus, Ga.	L	0-4
	#15 Nebraska	Columbus, Ga.	W	6-5 (8)
2/25	#23 Southern Miss	Columbus, Ga.	L	1-2
3/2	#23 Baylor	Tucson, Ariz.	W	2-1
3/4	#2 Arizona	Tucson, Ariz.	L	2-6
3/15	#7 Fresno State	Fullerton, Calif.	W	8-6
3/16	#14 Notre Dame	Fullerton, Calif.	W	4-2
3/17	#11 DePaul	Fullerton, Calif.	L	2-3
3/23	#20 Texas A&M*	Norman, Okla.	W	5-1
3/24	#20 Texas A&M*	Norman, Okla.	W	8-0
3/30	#17 Nebraska*	Lincoln, Neb.	L	5-6
	#17 Nebraska*	Lincoln, Neb.	L	1-3

5/19	#12 Washington	Norman, Okla.	W	3-2
5/20	#12 Washington	Norman, Okla.	W	10-2
5/24	#21 Michigan	Oklahoma City, Okla.	W	2-0
5/25	#1 Arizona	Oklahoma City, Okla.	L	4-5 (8)
5/26	#3 LSU	Oklahoma City, Okla.	L	1-2 (13)

**SPRING 2002 (10-13)**

2/16	#21 Louisiana-Lafayette	Norman, Okla.	W	5-3
2/22	#18 Alabama	Columbus, Ga.	L	1-6
2/24	#19 Notre Dame	Columbus, Ga.	W	3-2
2/23	#10 Michigan	Columbus, Ga.	L	0-1
3/2	#20 Florida Atlantic	Miami, Fla.	L	5-6
	#20 Florida Atlantic	Miami, Fla.	L	3-5
3/14	#22 Florida State	Fullerton, Calif.	L	0-1
	#9 Cal State Fullerton	Fullerton, Calif.	L	0-6
3/23	#22 Texas A&M*	College Station, Texas	W	6-1
3/24	#22 Texas A&M*	College Station, Texas	W	2-1
4/14	#18 Texas*	Norman, Okla.	L	1-2 (10)
	#18 Texas*	Norman, Okla.	L	2-3
4/16	#12 Fresno State	Oklahoma City, Okla.	L	0-4
4/17	#1 Arizona	Oklahoma City, Okla.	L	0-1 (9)
4/27	#22 Baylor*	Waco, Texas	W	5-1 (10)
4/28	#22 Baylor*	Waco, Texas	W	2-0
5/4	#10 Texas	Oklahoma City, Okla.	W	4-0
	#10 Texas	Oklahoma City, Okla.	L	0-2
5/17	#23 Texas A&M	Norman, Okla.	W	7-0
5/18	#10 Texas	Norman, Okla.	W	4-1
5/19	#23 Texas A&M	Norman, Okla.	W	8-1
5/23	#5 California	Oklahoma City, Okla.	L	2-4
5/25	#1 UCLA	Oklahoma City, Okla.	L	0-2

**SPRING 2003 (16-9)**

2/23	#7 Cal State Fullerton	Columbus, Ga.	W	3-0
	#9 LSU	Columbus, Ga.	L	4-7 (9)
2/28	#10 Arizona State	Tempe, Ariz.	W	7-2
3/1	#10 Arizona State	Tempe, Ariz.	W	6-0
3/3	#10 Arizona State	Tempe, Ariz.	W	8-5
3/13	#12 Arizona State	Fullerton, Calif.	W	5-3
3/20	#5 Nebraska*	Lincoln, Neb.	W	1-0
	#5 Nebraska*	Lincoln, Neb.	L	0-8 (6)
3/22	#24 Kansas*	Lawrence, Kan.	W	3-1
3/23	#24 Kansas*	Lawrence, Kan.	W	10-0 (5)
4/2	#17 Oklahoma State*	Norman, Okla.	W	2-1
4/11	#5 Texas*	Austin, Texas	L	0-1 (9)
4/12	#5 Texas*	Austin, Texas	L	1-2
4/24	#15 Oklahoma State*	Stillwater, Okla.	L	0-4
4/26	#19 Texas A&M*	Norman, Okla.	W	4-2
4/27	#19 Texas A&M*	Norman, Okla.	W	12-5
5/2	#3 Texas	Oklahoma City, Okla.	L	0-1
	#20 Texas A&M	Oklahoma City, Okla.	W	4-0 (9)
5/3	#14 Oklahoma State	Oklahoma City, Okla.	W	3-2
5/4	#14 Oklahoma State	Oklahoma City, Okla.	W	11-2 (5)
	#3 Texas	Oklahoma City, Okla.	L	0-1
5/16	#19 South Florida	Gainesville, Fla.	W	8-0 (6)
5/22	#8 Washington	Oklahoma City, Okla.	L	1-3
5/24	#16 Alabama	Oklahoma City, Okla.	W	6-3 (9)
	#9 California	Oklahoma City, Okla.	L	2-5

**SPRING 2004 (7-12)**

2/7	#14 LSU	Baton Rouge, La.	W	6-4
2/28	#11 Florida State	Columbus, Ga.	L	2-3
2/29	#7 Michigan	Columbus, Ga.	W	4-0
3/18	#15 Fresno State	Fullerton, Calif.	L	1-2
3/19	#1 Arizona	Fullerton, Calif.	L	1-9
3/20	#20 Nebraska	Fullerton, Calif.	W	1-0
	#9 Washington	Fullerton, Calif.	L	0-1 (8)
3/29	#21 Baylor*	Waco, Texas	L	1-3 (10)
	#21 Baylor*	Waco, Texas	L	1-4
4/17	#18 Nebraska*	Lincoln, Neb.	L	1-2
4/18	#18 Nebraska*	Lincoln, Neb.	L	1-3
5/13	#19 Baylor	Oklahoma City, Okla.	W	5-2
5/14	#14 Nebraska	Oklahoma City, Okla.	L	0-7
5/22	#1 Arizona	Tucson, Ariz.	W	3-2
5/23	#9 Louisiana-Lafayette	Tucson, Ariz.	L	4-12
	#9 Louisiana-Lafayette	Tucson, Ariz.	W	15-0
5/27	#7 Washington	Oklahoma City, Okla.	W	6-2

5/28	#2 California	Oklahoma City, Okla.	L	1-2 (8)
5/29	#8 Stanford	Oklahoma City, Okla.	L	2-3

**SPRING 2005 (11-9)**

2/11	#13 Alabama	Houston, Texas	L	0-2
2/26	#21 Florida State	Columbus, Ga.	W	3-0
3/5	#14 Washington	Las Vegas, Nev.	W	8-1
3/17	#7 Louisiana-Lafayette	Fullerton, Calif.	W	7-3
	#21 Arizona State	Fullerton, Calif.	W	6-1
3/19	#1 Arizona	Fullerton, Calif.	L	0-4
4/2	#15 Missouri*	Columbia, Mo.	W	8-3
4/3	#15 Missouri *	Columbia, Mo.	W	6-4
4/9	#5 Texas*	Norman, Okla.	L	2-4
4/10	#5 Texas*	Norman, Okla.	W	4-0
4/16	#7 Texas A&M*	Norman, Okla.	W	15-7 (6)
4/17	#7 Texas A&M*	Norman, Okla.	L	1-4
4/18	#11 Baylor*	Norman, Okla.	W	2-0
	#11 Baylor*	Norman, Okla.	L	5-6
5/11	#25 Nebraska	Oklahoma City, Okla.	L	0-1
5/13	#7 Texas	Oklahoma City, Okla.	L	1-3
	#5 Texas A&M	Oklahoma City, Okla.	W	6-2
5/21	#14 Louisiana-Lafayette	Norman, Okla.	W	6-3
5/27	#3 Arizona	Tucson, Ariz.	L	0-6
5/28	#3 Arizona	Tucson, Ariz.	L	6-7

**SPRING 2006 (5-14)**

2/10	#13 Washington	Las Vegas, Nev.	L	4-12 (5)
2/23	#22 Oregon	Palm Springs, Calif.	W	1-0
2/26	#3 UCLA	Palm Springs, Calif.	L	0-2
3/4	#19 LSU	Norman, Okla.	L	5-6
3/5	#19 LSU	Norman, Okla.	L	5-6 (8)
3/16	#6 Alabama	Fullerton, Calif.	L	0-5
3/17	#24 Fresno State	Fullerton, Calif.	W	4-3
3/18	#20 Texas A&M	Fullerton, Calif.	L	6-7
4/1	#19 Nebraska*	Lincoln, Neb.	L	1-9 (6)
	#19 Nebraska*	Lincoln, Neb.	L	0-3
4/8	#16 Texas A&M*	College Station, Texas	W	4-0
4/9	#16 Texas A&M*	College Station, Texas	L	1-5
4/10	#20 Baylor*	Waco, Texas	W	9-7
	#20 Baylor*	Waco, Texas	L	1-5
4/14	#2 Texas*	Norman, Okla.	L	4-9
4/15	#2 Texas*	Norman, Okla.	L	0-2
5/11	#16 Texas A&M	Oklahoma City, Okla.	W	13-6
5/20	#11 Michigan	Ann Arbor, Mich.	L	0-1 (9)
5/21	#11 Michigan	Ann Arbor, Mich.	L	2-5 (8)

**SPRING 2007 (9-4)**

2/9	#20 Louisville	Miami, Fla.	W	9-5
2/24	#16 California	Palm Springs, Calif.	W	11-3
	#6 Oregon State	Palm Springs, Calif.	W	4-1
3/15	#5 Arizona	Fullerton, Calif.	W	6-1
3/18	#5 Arizona	Fullerton, Calif.	W	11-0
3/24	#10 Texas*	Austin, Texas	W	7-0
3/25	#10 Texas*	Austin, Texas	L	4-5 (10)
3/31	#2 Texas A&M*	Norman, Okla.	W	4-2
4/1	#2 Texas A&M*	Norman, Okla.	L	4-9
4/18	#10 Baylor*	Norman, Okla.	W	3-2 (8)
	#10 Baylor*	Norman, Okla.	W	7-4
5/26	#14 DePaul	Norman, Okla.	L	0-3
5/27	#14 DePaul	Norman, Okla.	L	2-7

**SPRING 2008 (3-8)**

2/8	#14 UCLA	Los Angeles, Calif.	L	1-6
2/9	#21 Cal State Fullerton	Fullerton, Calif.	L	2-10 (5)
2/10	#14 UCLA	Los Angeles, Calif.	W	7-0 (5)
2/22	#13 Stanford	Palm Spring, Calif.	L	2-3
2/24	#19 Georgia	Palm Springs, Calif.	W	3-0
3/13	#21 Fresno State	Fresno, Calif.	L	0-1
4/12	#5 Texas A&M*	College Station, Texas	L	2-4
4/13	#5 Texas A&M*	College Station, Texas	L	0-1
5/23	#9 Arizona	Tucson, Ariz.	L	1-3
5/24	#9 Arizona	Tucson, Ariz.	W	2-0
	#9 Arizona	Tucson, Ariz.	L	2-5



**SPRING 2009 (11-5)**

2/6	#19 LSU	Honolulu, Hawai'i	W	8-0 (5)
2/14	#14 Houston	Houston, Texas	W	5-3
2/20	#3 Arizona State	Cathedral City, Calif.	W	8-6
2/21	#17 Nevada	Cathedral City, Calif.	W	11-2 (6)
	#1 Alabama	Cathedral City, Calif.	L	3-4
2/22	#24 Massachusetts	Cathedral City, Calif.	W	5-3
3/6	#8 Tennessee	Norman, Okla.	L	1-4
3/7	#16 Northwestern	Oklahoma City, Okla.	W	4-3
	#8 Tennessee	Oklahoma City, Okla.	L	5-6 (8)
3/8	#16 Northwestern	Oklahoma City, Okla.	L	0-1
3/12	#25 Florida State	Fullerton, Calif.	W	3-1
3/13	#23 DePaul	Fullerton, Calif.	W	5-2
3/14	#16 Louisiana-Lafayette	Fullerton, Calif.	W	8-5
4/25	#10 Missouri*	Columbia, Mo.	W	6-2
4/26	#10 Missouri*	Columbia, Mo.	W	4-2
5/10	#15 Missouri	Oklahoma City, Okla.	L	0-5

**SPRING 2010 (12-8)**

2/14	#16 Tennessee	Clermont, Fla.	L	2-4
2/19	#21 Northwestern	Henderson, Nev.	W	3-0
2/20	#12 California	Las Vegas, Nev.	W	12-0 (5)
2/26	#1 Washington	Cathedral City, Calif.	L	4-7
3/6	#25 Oklahoma State	Oklahoma City, Okla.	L	0-1
	#14 Louisville	Oklahoma City, Okla.	W	10-2
3/7	#14 Louisville	Norman, Okla.	W	7-0
3/18	#7 Arizona State	Fullerton, Calif.	W	5-4
3/19	#2 Arizona	Fullerton, Calif.	L	3-4
3/27	#3 Missouri	Norman, Okla.	L	5-11
3/28	#3 Missouri	Norman, Okla.	W	9-0 (6)
4/7	#12 Oklahoma State	Stillwater, Okla.	L	2-3
4/10	#21 Texas A&M	College Station, Texas	W	6-0
4/11	#21 Texas A&M	College Station, Texas	W	9-4
4/28	#11 Oklahoma State	Norman, Okla.	W	11-1 (5)
5/15	#20 Texas A&M	Oklahoma City, Okla.	W	5-1
5/16	#8 Missouri	Oklahoma City, Okla.	W	9-0 (6)
5/27	#1 Washington	Seattle, Wash.	W	6-1
5/28	#1 Washington	Seattle, Wash.	L	0-3
	#1 Washington	Seattle, Wash.	L	0-4

**SPRING 2011 (13-14)**

2/12	#2 Arizona	Tempe, Ariz.	W	11-1 (5)
2/12	#13 Arizona State	Tempe, Ariz.	L	3-4
2/24	#1 Georgia	Cathedral City, Calif.	L	0-1
2/24	#10 Hawaii	Cathedral City, Calif.	L	1-4
2/25	#2 UCLA	Cathedral City, Calif.	L	0-3
3/4	#24 Auburn	Norman, Okla.	W	6-0
3/5	#19 Oklahoma State	Oklahoma City, Okla.	W	7-0
3/17	#7 Arizona	Fullerton, Calif.	W	5-3
3/19	#4 Washington	Fullerton, Calif.	W	7-6 (8)
3/26	#14 Nebraska	Norman, Okla.	L	1-4
3/27	#14 Nebraska	Norman, Okla.	W	6-3
4/1	#23 Texas Tech	Lubbock, Texas	L	0-5
4/2	#23 Texas Tech	Lubbock, Texas	W	7-6
4/9	#17 Baylor	Norman, Okla.	W	3-2
4/10	#17 Baylor	Norman, Okla.	L	2-5
4/13	#19 Oklahoma State	Norman, Okla.	W	5-1
4/16	#14 Missouri	Columbia, Mo.	L	2-3 (9)
4/17	#14 Missouri	Columbia, Mo.	L	0-1 (11)
4/122	#19 Texas A&M	Norman, Okla.	L	0-3
4/23	#19 Texas A&M	Norman, Okla.	W	2-0
4/27	#16 Oklahoma State	Stillwater, Okla.	L	1-2
4/30	#3 Texas	Austin, Texas	W	5-2
5/1	#3 Texas	Austin, Texas	L	3-5
5/27	#10 Arizona	Tucson, Ariz.	W	6-0
5/28	#10 Arizona	Tucson, Ariz.	W	5-2
6/2	#1 Arizona State	Oklahoma City, Okla.	L	1-3
6/4	#8 Missouri	Oklahoma City, Okla.	L	1-4

**SPRING 2012 (14-8)**

2/17	#23 Georgia Tech	Auburn, Ala.	W	10-0 (5)
2/24	#14 Stanford	Palm Springs, Calif.	L	0-5
2/25	#13 Georgia	Palm Springs, Calif.	L	2-3
3/15	#24 DePaul	Fullerton, Calif.	W	18-1 (5)
3/15	#19 Michigan	Fullerton, Calif.	W	2-0
3/23	#15 Baylor	Waco, Texas	W	2-0

3/24	#15 Baylor	Waco, Texas	W	5-0
3/25	#15 Baylor	Waco, Texas	L	0-1
4/13	#14 Texas A&M	College Station, Texas	W	6-1
4/14	#14 Texas A&M	College Station, Texas	W	5-2
4/15	#14 Texas A&M	College Station, Texas	L	0-4
4/20	#10 Missouri	Norman, Okla.	W	2-1 (10)
4/21	#10 Missouri	Norman, Okla.	L	2-4 (8)
4/22	#10 Missouri	Norman, Okla.	W	2-1
5/4	#8 Texas	Norman, Okla.	W	5-2 (8)
5/5	#8 Texas	Norman, Okla.	W	9-3
5/6	#8 Texas	Norman, Okla.	L	5-12
6/1	#1 California	Oklahoma City, Okla.	W	3-0
6/3	#3 Arizona State	Oklahoma City, Okla.	W	5-3
6/4	#2 Alabama	Oklahoma City, Okla.	W	4-1
6/5	#2 Alabama	Oklahoma City, Okla.	L	6-8
6/6	#2 Alabama	Oklahoma City, Okla.	L	4-5

**SPRING 2013 (22-2)**

2/8	#21 Stanford	Phoenix, Ariz.	W	6-0
2/9	#5 Oregon	Phoenix, Ariz.	W	12-0 (5)
2/16	#24 Kentucky	San Diego, Calif.	W	11-0 (5)
2/16	#18 Washington	San Diego, Calif.	W	2-0
2/21	#13 Georgia	Palm Springs, Calif.	W	5-0
2/21	#14 Arizona	Palm Springs, Calif.	W	5-0
2/23	#23 Florida State	Palm Springs, Calif.	W	6-0
3/16	#14 Arizona	Fullerton, Calif.	W	4-0
3/23	#11 Louisville	Norman, Okla.	L	1-5
3/23	#11 Louisville	Norman, Okla.	W	9-1 (5)
4/4	#20 Tulsa	Tulsa, Okla.	W	3-1
4/5	#17 Baylor	Norman, Okla.	W	8-3
4/6	#17 Baylor	Norman, Okla.	W	9-3
4/7	#17 Baylor	Norman, Okla.	W	8-0 (6)
4/19	#6 Texas	Austin, Texas	W	6-1
4/20	#6 Texas	Austin, Texas	L	2-4
4/21	#6 Texas	Austin, Texas	W	5-3
5/24	#13 Texas A&M	Norman, Okla.	W	10-2 (6)
5/25	#13 Texas A&M	Norman, Okla.	W	8-0 (5)
5/30	#7 Michigan	Oklahoma City, Okla.	W	7-1
6/1	#6 Texas	Oklahoma City, Okla.	W	10-2 (5)
6/2	#11 Washington	Oklahoma City, Okla.	W	6-2
5/30	#5 Tennessee	Oklahoma City, Okla.	W	5-3 (12)
5/30	#5 Tennessee	Oklahoma City, Okla.	W	4-0

**SPRING 2014 (8-11)**

2/7	#12 Kentucky	Fullerton, Calif.	L	4-5 (10)
2/14	#5 Arizona State	Tempe, Ariz.	L	0-7
2/16	#3 Washington	Tempe, Ariz.	L	1-3
2/21	#8 UCLA	Palm Springs, Calif.	L	2-3
3/1	#16 Nebraska	Norman, Okla.	W	5-4
3/1	#16 Nebraska	Norman, Okla.	L	2-7
3/9	#20 Tulsa	Norman, Okla.	W	1-0
3/14	#23 Louisiana-Lafayette	Lafayette, La.	W	13-5
3/15	#23 Louisiana-Lafayette	Lafayette, La.	L	0-7
3/15	#23 Louisiana-Lafayette	Lafayette, La.	L	1-3
4/11	#12 Baylor	Waco, Texas	W	3-2
4/12	#12 Baylor	Waco, Texas	W	2-0
4/13	#12 Baylor	Waco, Texas	L	6-8
5/23	#9 Tennessee	Norman, Okla.	W	8-1
5/24	#9 Tennessee	Norman, Okla.	L	0-4
5/25	#9 Tennessee	Norman, Okla.	W	8-2
5/29	#5 Alabama	Oklahoma City, Okla.	L	2-6
5/31	#11 Louisiana-Lafayette	Oklahoma City, Okla.	W	3-1
5/31	#1 Oregon	Oklahoma City, Okla.	L	2-4

**OKLAHOMA SINGLE GAME**

*Most runs* ..... 35 vs. Arkansas-Pine Bluff (2/28/14)  
*Most hits* ..... 24, 2x, MR vs. Arkansas-Pine Bluff (2/28/14)  
*Most doubles* ..... 6, 4x, MR vs. Arkansas-Pine Bluff (2/28/14)  
 Most triples ..... 4 vs. Texas Tech (5/4/96)  
*Most home runs* ..... 6, 2x, MR vs. Liberty (3/7/14)  
 Most stolen bases ..... 9 vs. Illinois-Chicago (3/4/05)  
 Most walks drawn ..... 16 vs. Southwestern (4/12/75)  
 Most errors ..... 12 vs. Central (Okla.) State (4/1/75)  
 Longest game ..... 20 innings vs. Texas Woman's University (4/8/79; TWU won 1-0)

**OKLAHOMA SINGLE SEASON**

Highest batting average ..... .338 (2001)  
 Most runs scored ..... 476 (2013)  
 Most hits ..... 648 (2000)  
 Runs batted in ..... 444 (2013)  
 Most doubles ..... 120 (2005)  
 Most home runs ..... 102 (2012)  
 Most total bases ..... 1,053 (2000)  
 Highest slugging % ..... .582 (2013)  
 Most stolen bases ..... 112 (2000)  
 Best earned run average ..... 0.61 (1984)  
 Most strikeouts ..... 621 (2012)  
 Most strikeouts per seven innings ..... 10.36 (2013)  
 Best fielding average ..... .979 (1999)  
 Most putouts ..... 1,492 (1997)  
 Most assists ..... 684 (1981)  
 Fewest errors ..... 34 (2013)  
*Most double plays turned* ..... 30 (2014)  
 Most victories ..... 66 (2000)  
 Most losses ..... 30 (1982)  
 Games without a shutout ..... 59 (2007)  
 Most consecutive victories ..... 29 (2005)  
 Best victory percentage ..... .934 (2013)  
 Most shutouts ..... 30 (1997)

**OKLAHOMA INDIVIDUAL SINGLE GAME**

Most hits ..... 5, 4x, last Dani Dobbs at Kansas (4/6/11)  
*Most runs* ..... 5, 2x, MR: Lauren Chamberlain vs. Arkansas-Pine Bluff (2/28/14)  
*Most doubles* ..... 3, 6x, MR: Shelby Pendley vs. Michigan State (2/16/14)  
*Most triples* ..... 2, 9x, MR: Shelby Pendley vs. UAB (4/26/14)  
 Most home runs ..... 3, Amber Flores at Washington (5/27/10)  
*Most RBI* ..... 10, Shelby Pendley vs. Arkansas-Pine Bluff (2/28/14)  
 Most stolen bases ..... 4, 2x, last Cris Cerulle vs. Cameron (3/21/88)  
 Most strikeouts (by a pitcher) ..... 19 Keilani Ricketts vs. New Mexico State (5/20/11)

**OPPONENT SINGLE GAME**

Most runs ..... 19 by Arizona (3/14/95)  
 Most hits ..... 18, 3x, last by Indiana (2/17/06)  
 Most doubles ..... 6, 2x, last by Tennessee (3/6/09)  
 Most triples ..... 3, 4x, last by Northern Illinois (4/22/89)  
 Most home runs ..... 5 by Baylor (4/10/06)  
 Most stolen bases ..... 5, 2x, last at Texas (5/1/11)  
 Most walks drawn ..... 11, 2x, last by Arizona (3/12/95)  
 Most errors committed ..... 11 by SW Missouri Baptist (4/5/75)

**OPPONENT SINGLE SEASON**

Highest batting average ..... .269 (2006)  
 Most runs scored ..... 212 (1989)  
 Most hits ..... 421 (2006)  
 Most stolen bases ..... 43 (1992)  
 Most doubles ..... 67 (2006)  
 Most triples ..... 19 (1980)  
 Most home runs ..... 46 (2006)  
 Most total bases ..... 632 (2006)



Amber Flores, 2007-2010



Norrelle Dickson, 2004-2007

**CAREER RECORDS**

**GAMES PLAYED**

1.	277	Mindy Johnson	'94-97
2.	266	Casey Dickson	'94-97
3.	258	Kristin Vesely	'03-06
4.	257	Norrelle Dickson	'04-07
5.	255	Kelli Braitsch	'00-03
6.	254	Erin Evans	'00-03
7.	253	Lisa Carey	'98-01
8.	252	Heather Scaglione	'02-05
9.	251	Christy Ring	'99-02
	251	Jamie Fox	'04-07

**BATTING AVERAGE**

1.	.402	Norrelle Dickson	'04-07
2.	<b>.396</b>	<b>Shelby Pendley</b>	<b>'13-Pres.</b>
3.	<b>.394</b>	<b>Lauren Chamberlain</b>	<b>'12-Pres.</b>
4.	.369	Amber Flores	'07-10
	.369	Becky Burroughs	'93-94
6.	.367	Kristin Vesely	'03-06
7.	.364	Lisa Carey	'98-01
8.	.362	Samantha Ricketts	'06-'09
9.	.358	Brianna Turang	'10-13
10.	.351	Christy Ring	'99-02

**SLUGGING PERCENTAGE**

1.	<b>.950</b>	<b>Lauren Chamberlain</b>	<b>'12-Pres.</b>
2.	<b>.841</b>	<b>Shelby Pendley</b>	<b>'13-Pres.</b>
3.	.703	Amber Flores	'07-10
4.	.674	Keilani Ricketts	'10-13
5.	.664	Jessica Shults	'10-13
6.	.657	Becky Burroughs	'93-94
7.	.645	Samantha Ricketts	'06-'09
8.	.624	Lynette Velazquez	'98-99
9.	<b>.610</b>	<b>Georgia Casey</b>	<b>'12-Pres.</b>
10.	.605	Andrea Davis	'00-01

**ON-BASE PERCENTAGE**

1.	<b>.545</b>	<b>Lauren Chamberlain</b>	<b>'12-Pres.</b>
2.	.524	Amber Flores	'07-10
3.	<b>.510</b>	<b>Shelby Pendley</b>	<b>'13-Pres.</b>
4.	.503	Keilani Ricketts	'10-13
5.	.484	Norrelle Dickson	'04-07
6.	.461	Samantha Ricketts	'06-'09
7.	.460	Brittany Williams	'11-14
8.	<b>.460</b>	<b>Georgia Casey</b>	<b>'12-Pres.</b>
9.	.449	Jessica Shults	'10-13
10.	.439	Becky Burroughs	'93-94

**AT-BATS**

1.	816	Norrelle Dickson	'04-07
2.	798	Kristin Vesely	'03-06
3.	794	Lisa Carey	'98-01
4.	789	Destinee Martinez	'11-14
5.	786	Christy Ring	'99-02
6.	771	Kelli Braitsch	'00-03
7.	733	Mindy Johnson	'94-97
8.	728	Erin Evans	'00-03
9.	724	Ashli Barrett	'98-01
	724	Christina Enea	'02-05

**HITS**

1.	328	Norrelle Dickson	'04-07
2.	293	Kristin Vesely	'03-06
3.	289	Lisa Carey	'98-01
4.	276	Christy Ring	'99-02
5.	268	Destinee Martinez	'11-14
6.	266	Kelli Braitsch	'00-03
7.	249	Samantha Ricketts	'06-09
8.	245	Ashli Barrett	'98-01
9.	236	Erin Evans	'00-03
	239	Amber Flores	'07-10
10.	239	Jessica Shults	'10-13

# CAREER RECORDS

## RUNS SCORED

1.	234	Norrelle Dickson	'04-07
2.	232	Amber Flores	'07-10
3.	206	Christy Ring	'99-02
4.	<b>200</b>	<b>Lauren Chamberlain</b>	<b>'12-Pres.</b>
5.	196	Kelli Braitsch	'00-03
6.	185	Kristin Vesely	'03-06
7.	180	Lisa Carey	'98-01
8.	164	Destinee Martinez	'11-14
9.	154	Jessica Shults	'10-13
10.	<b>138</b>	<b>Georgia Casey</b>	<b>'12-Pres.</b>

## RUNS BATTED IN

1.	239	Samantha Ricketts	'06-'09
2.	230	Jessica Shults	'10-13
3.	190	Ashli Barrett	'98-01
4.	<b>189</b>	<b>Lauren Chamberlain</b>	<b>'12-Pres.</b>
5.	184	Lisa Carey	'98-01
6.	179	Amber Flores	'07-10
7.	174	Keilani Ricketts	'10-13
8.	166	Casey Dickson	'94-97
9.	164	Kelli Braitsch	'00-03
10.	162	Brittany Williams	'11-14

## HOME RUNS

1.	<b>72</b>	<b>Lauren Chamberlain</b>	<b>'12-Pres.</b>
2.	61	Jessica Shults	'10-13
3.	56	Amber Flores	'07-10
4.	50	Keilani Ricketts	'10-13
5.	48	Samantha Ricketts	'06-'09
6.	46	Ashli Barrett	'98-01
7.	44	Heather Scaglione	'02-05
8.	<b>41</b>	<b>Shelby Pendley</b>	<b>'13-Pres.</b>
9.	39	Brittany Williams	'11-14
10.	37	Lisa Carey	'98-01
	37	Kelli Braitsch	'00-03

## DOUBLES

1.	56	Lisa Carey	'98-01
2.	53	Kristin Vesely	'03-06
3.	50	Kelli Braitsch	'00-03
4.	49	Ashli Barrett	'98-01
5.	47	Samantha Ricketts	'06-'09
6.	46	Leah Gulla	'00-03
7.	44	Christina Enea	'02-05
8.	40	Heather Scaglione	'02-05
9.	39	Jamie Fox	'04-07
10.	38	Amber Flores	'07-10
	38	Jessica Leslie	'02-05
	38	Jessica Shults	'10-13
	<b>38</b>	<b>Georgia Casey</b>	<b>'12-Pres.</b>

## TRIPLES

1.	17	Tammy Allard	'79-81
2.	14	Christy Ring	'99-02
3.	12	Barb Rutledge	'77-80
	12	Lonni Alameda	'90-92
	12	Cari Graves	'89-92
6.	11	Kelli Braitsch	'00-03
	11	Erin Evans	'00-03
8.	10	Kristin Vesely	'03-06
9.	8	Patti Graham	'81-84
10.	7	Patti Krafft	'82-85
	7	Carrie Watkins	'83-86
	7	Norrelle Dickson	'04-07
	7	Brianna Turang	'10-13



Lisa Carey, 1998-2001



Jennifer Stewart, 1999-2002

**CAREER RECORDS**

**EXTRA-BASE HITS**

1.	107	<b>Lauren Chamberlain</b>	'12-Pres.
2.	101	Jessica Shults	'10-13
3.	99	Amber Flores	'07-10
4.	98	Kelli Braitsch	'00-03
	98	Lisa Carey	'98-01
6.	97	Samantha Ricketts	'06-'09
7.	96	Ashli Barrett	'98-01
8.	89	Heather Scaglione	'02-05
9.	82	Leah Gulla	'00-03
10.	77	Keilani Ricketts	'10-13
	77	<b>Shelby Pendley</b>	'13-Pres.

**TOTAL BASES**

1.	471	Lisa Carey	'98-01
2.	464	Jessica Shults	'10-13
3.	455	Amber Flores	'07-10
4.	449	Kelli Braitsch	'00-03
5.	444	Samantha Ricketts	'06-'09
6.	436	<b>Lauren Chamberlain</b>	'12-Pres.
7.	415	Heather Scaglione	'02-05
8.	393	Kristin Vesely	'03-06
9.	378	Norrelle Dickson	'04-07
10.	366	Leah Gulla	'00-03

**WALKS DRAWN**

1.	170	Keilani Ricketts	'10-13
2.	163	Amber Flores	'07-10
3.	147	Brittany Williams	'11-14
4.	145	<b>Lauren Chamberlain</b>	'12-Pres.
5.	126	Jessica Shults	'10-13
6.	118	Casey Dickson	'94-97
	118	Christy Ring	'99-02
8.	115	Samantha Ricketts	'06-'09
9.	114	Heather Scaglione	'02-05
10.	95	Norrelle Dickson	'04-07
	95	<b>Georgia Casey</b>	'12-Pres.

**STOLEN BASES**

1.	110	Norrelle Dickson	'04-07
2.	86	Christy Ring	'99-02
3.	74	LaKisha Washington	'98-01
4.	69	Erin Evans	'00-03
5.	64	Brianna Turang	'10-13
6.	62	Angie Holwell	'94-97
	62	Kristin Vesely	'03-06
8.	55	Destinee Martinez	'11-14
9.	45	Kelli Braitsch	'00-03
10.	43	Kelly Brown	'78-81

**INNINGS PITCHED**

1.	1074.1	Keilani Ricketts	'10-13
2.	928.2	Jennifer Stewart	'99-02
3.	910.1	Kami Keiter	'02-05
4.	806.2	Patti Graham	'81-84
5.	752.1	Cheryl Jacobs	'78-80
6.	671.2	Jill Most	'94-97
7.	637.0	D.J. Mathis	'06-'09
8.	621.1	Lana Moran	'97-00
9.	455.1	Jennifer Sherman	'92-95
10.	431.0	Rae Lyn Rowton	'87-89

**APPEARANCES**

1.	192	Keilani Ricketts	'10-13
2.	173	Kami Keiter	'02-05
3.	167	Jennifer Stewart	'99-02
4.	138	D.J. Mathis	'06-'09
5.	133	Jill Most	'94-97
6.	120	Lana Moran	'97-00
7.	110	Patti Graham	'81-84
8.	107	Cheryl Jacobs	'78-80
9.	104	Michelle Gascoigne	'10-13
10.	101	Nicole Denes	'03-06

# CAREER RECORDS

## GAMES STARTED

1.	163	Keilani Ricketts	'10-13
2.	135	Jennifer Stewart	'99-02
	135	Kami Keiter	'02-05
4.	109	Patti Graham	'81-84
5.	103	Cheryl Jacobs	'78-80
6.	102	Jill Most	'94-97
7.	100	D.J. Mathis	'06-'09
8.	89	Lana Moran	'97-00
9.	69	Jennifer Sherman	'92-95
10.	62	Christine Haag	'90-93
	62	Lauren Eckermann	'07-08
	62	Michelle Gascoigne	'10-13

## LOWEST ERA

1.	1.00	Cheryl Jacobs	'78-80
2.	1.00	Patti Graham	'81-84
3.	1.06	Kami Keiter	'02-05
4.	1.24	Mary Thompson	'85-86
5.	1.26	Keilani Ricketts	'10-13

## STRIKEOUTS

1.	1605	Keilani Ricketts	'10-13
2.	805	Jill Most	'94-97
3.	733	Kami Keiter	'02-05
4.	634	Jennifer Stewart	'99-02
5.	597	D.J. Mathis	'06-'09
6.	528	Michelle Gascoigne	'10-13
7.	462	Cheryl Jacobs	'78-80
	462	Patti Graham	'81-84
9.	420	Lana Moran	'97-00
10.	347	Lauren Eckermann	'07-08

## VICTORIES

1.	133	Keilani Ricketts	'10-13
2.	115	Jennifer Stewart	'99-02
3.	101	Kami Keiter	'02-05
4.	76	Jill Most	'94-97
		D.J. Mathis	'06-'09
6.	72	Cheryl Jacobs	'78-80
7.	67	Lana Moran	'97-00
8.	63	Patti Graham	'81-84
9.	53	Jennifer Sherman	'92-95
10.	51	Michelle Gascoigne	'10-13

## WINNING PERCENTAGE (MIN. 2 YEARS)

1.	.879	Michelle Gascoigne (51-7)	'10-13
2.	.821	Jennifer Stewart	'99-02
3.	.792	Keilani Ricketts (133-35)	'10-13
4.	.768	D.J. Mathis	'06-09
5.	.764	Nicole Denes	'03-06
6.	.750	Allee Allen	'09-12
7.	.744	Lana Moran	'97-00
8.	.726	Kami Keiter	'02-05
9.	.721	Jennifer Jaime	'96-98
10.	.717	Jill Most	'94-97

## COMPLETE GAMES

1.	123	Keilani Ricketts	'10-13
2.	101	Patti Graham	'81-84
3.	91	Jennifer Stewart	'99-02
4.	90	Kami Keiter	'02-05
5.	87	Cheryl Jacobs	'78-80
6.	69	Jill Most	'94-97
7.	63	Lana Moran	'97-00
8.	50	Jennifer Sherman	'92-95
9.	54	D.J. Mathis	'06-'09
10.	48	Kim Beatty	'88-89



Kami Keiter, 2002-2005





**CAREER RECORDS**

**SHUTOUTS**

1.	54	Keilani Ricketts	'10-13
2.	38	Jill Most	'94-97
3.	35	Jennifer Stewart	'99-02
4.	34	Patti Graham	'81-84
	34	Kami Keiter	'02-05
6.	33	Cheryl Jacobs	'81-84
7.	26	Lana Moran	'97-00
8.	25	D.J. Mathis	'06-'09
9.	18	Jennifer Sherman	'92-95
10.	17	Michelle Gascoigne	'10-13

**FIELDING PERCENTAGE (BY POSITION)**

First Base	.991	Lynette Velazquez	'98-99
Second Base	.979	LaKisha Washington	'98-01
Third Base	.952	Leah Gulla	'00-03
Shortstop	.950	Lisa Carey	'98-99
Catcher	.995	Jessica Shults	'10-13
Outfielder	.996	Andrea Davis	'00-01

**ASSISTS (BY POSITION)**

First Base	127	Patti Kraft	'82-85
Second	373	Vickie James	'78-81
		LaKisha Washington	'98-01
Third	488	Leah Gulla	'00-03
Shortstop	429	Kelli Braitsch	'00-03
Catcher	203	Lindsey Vandever	'07-10
Pitcher	292	Jennifer Sherman	'92-95
Outfielder	24	Andrea Davis	'00-01

**PUTOUTS (BY POSITION)**

First	1,544	Cindy Brtko	'78-81
Second	605	Vickie James	'78-81
Third	271	Leah Gulla	'00-03
Shortstop	493	Lisa Carey	'98-00
Catcher	2,022	Jessica Shults	'10-13
Pitcher	57	Patti Graham	'81-84
Outfielder	325	Mindy Johnson	'94-97

# SEASON RECORDS

## GAMES PLAYED

1.	74	Angie Holwell	1997
	74	Mindy Johnson	1997
	74	Rachel Johnson	1997
	74	Kelli Braitsch	2000
	74	Lisa Carey	2000
	74	Christy Ring	2000
	74	LaKisha Washington	2000
8.	73	Becky Burroughs	1994
	73	Analisa Jackson	1994
	73	Christina DeLuca	1994
	73	Carrie Frederick	1994
	73	Erin Evans	2000

## BATTING AVERAGE

1.	<b>.458</b>	<b>Lauren Chamberlain</b>	<b>2013</b>
2.	.453	Norrelle Dickson	2007
3.	.451	Kristin Vesely	2005
4.	.449	Norrelle Dickson	2006
5.	.440	Kristin Vesely	2006
6.	.437	Becky Burroughs	1994
7.	.435	Kelli Braitsch	2001
8.	<b>.430</b>	<b>Shelby Pendley</b>	<b>2014</b>
9.	.416	Amber Flores	2009
10.	.415	Samantha Ricketts	2007

## SLUGGING PERCENTAGE

1.	<b>1.113</b>	<b>Lauren Chamberlain</b>	<b>2013</b>
2.	<b>.878</b>	<b>Lauren Chamberlain</b>	<b>2012</b>
3.	.872	Amber Flores	2009
4.	<b>.842</b>	<b>Shelby Pendley</b>	<b>2013</b>
5.	<b>.839</b>	<b>Shelby Pendley</b>	<b>2014</b>
6.	.815	Keilani Ricketts	2012
7.	<b>.811</b>	<b>Lauren Chamberlain</b>	<b>2014</b>
8.	.808	Lynette Velazquez	1999
9.	.779	Lisa Carey	2000
10.	.776	Samantha Ricketts	2007

## ON-BASE PERCENTAGE

1.	<b>.613</b>	<b>Lauren Chamberlain</b>	<b>2013</b>
2.	.594	Amber Flores	2009
3.	<b>.585</b>	<b>Lauren Chamberlain</b>	<b>2014</b>
4.	.549	Norrelle Dickson	2007
5.	.548	Keilani Ricketts	2012
6.	.541	Amber Flores	2010
7.	.534	Keilani Ricketts	2013
8.	<b>.530</b>	<b>Shelby Pendley</b>	<b>2014</b>
9.	.524	Samantha Ricketts	2007
10.	.515	Norrelle Dickson	2006
	.515	Amber Flores	2008

## AT-BATS

1.	237	Analisa Jackson	1994
	237	Christy Ring	2000
3.	235	Angie Holwell	1997
4.	230	Destinee Martinez	2011
5.	229	Becky Burroughs	1994
6.	223	Melyssa Panzer	1996
	223	Norrelle Dickson	2004
8.	222	Lisa Carey	2000
9.	221	Christina DeLuca	1994
10.	219	Carrie Frederick	1994
	219	Carrie Frederick	1995



Becky Burroughs, 1992-1995



Samantha Ricketts, 2006-2009

**SEASON RECORDS**

**HITS**

1.	100	Becky Burroughs	1994
2.	97	Kristin Vesely	2005
3.	93	Norrelle Dickson	2006
4.	90	Lisa Carey	2000
5.	89	Analisa Jackson	1994
6.	87	Norrelle Dickson	2007
7.	85	Cari Graves	1992
	85	Kristin Vesely	2006
9.	84	Christina DeLuca	1994
<b>10.</b>	<b>83</b>	<b>Shelby Pendley</b>	<b>2014</b>

**RUNS**

1.	87	<b>Lauren Chamberlain</b>	<b>2013</b>
2.	71	Norrelle Dickson	2007
3.	68	<b>Lauren Chamberlain</b>	<b>2012</b>
4.	67	<b>Shelby Pendley</b>	<b>2014</b>
5.	66	Lisa Carey	2000
	66	Norrelle Dickson	2006
7.	65	Christy Ring	2000
8.	64	Amber Flores	2010
	64	Amber Flores	2009
10.	63	Kelli Braitsch	2001
	63	Kristin Vesely	2005

**RUNS BATTED IN**

1.	84	<b>Lauren Chamberlain</b>	<b>2013</b>
2.	81	Samantha Ricketts	2007
3.	78	<b>Lauren Chamberlain</b>	<b>2012</b>
4.	77	Lisa Carey	2000
5.	76	<b>Shelby Pendley</b>	<b>2014</b>
6.	73	<b>Shelby Pendley</b>	<b>2013</b>
7.	65	Jessica Shults	2012
8.	63	Ashli Barrett	2001
9.	62	Jessica Shults	2010
10.	61	Lynette Velazquez	1999
	61	Casey Dickson	1997
	61	Christina DeLuca	1994

**HOME RUNS**

1.	30	<b>Lauren Chamberlain</b>	<b>2012</b>
	30	<b>Lauren Chamberlain</b>	<b>2013</b>
3.	22	<b>Shelby Pendley</b>	<b>2013</b>
4.	20	Lynette Velazquez	1999
	20	Lisa Carey	2000
	20	Jessica Shults	2012
7.	19	Jessica Shults	2011
	19	<b>Shelby Pendley</b>	<b>2014</b>
9.	18	Samantha Ricketts	2007
	18	Amber Flores	2009

# SEASON RECORDS

## DOUBLES

1.	24	Becky Burroughs	1994
2.	21	Jessica Leslie	2005
3.	20	Ashli Barrett	2000
4.	19	Christina Enea	2002
5.	18	Heather Scaglione	2005
	18	Kristin Vesely	2005
	<b>18</b>	<b>Shelby Pendley</b>	<b>2014</b>
8.	17	Leah Gulla	2003
	17	Kristin Vesely	2006
10.	16	Lynette Velazquez	1998
	16	Kelli Braitsch	2001
	16	Lisa Carey	2001
	<b>16</b>	<b>Lauren Chamberlain</b>	<b>2013</b>

## TRIPLES

1.	8	Tammy Allard	1980
	8	Cari Graves	1992
3.	7	Tammy Allard	1979
	7	Lonni Alameda	1991
5.	6	Barb Rutledge	1980
	6	Patti Graham	1982

## EXTRA-BASE HITS

1.	<b>48</b>	<b>Lauren Chamberlain</b>	<b>2013</b>
2.	42	Becky Burroughs	1994
3.	<b>41</b>	<b>Lauren Chamberlain</b>	<b>2012</b>
4.	39	Lisa Carey	2000
	<b>39</b>	<b>Shelby Pendley</b>	<b>2014</b>
6.	<b>38</b>	<b>Shelby Pendley</b>	<b>2013</b>
7.	36	Ashli Barrett	2000
8.	34	Heather Scaglione	2005
9.	33	Jessica Shults	2012
10.	32	Keilani Ricketts	2012

## TOTAL BASES

1.	<b>187</b>	<b>Lauren Chamberlain</b>	<b>2013</b>
2.	175	Becky Burroughs	1994
3.	173	Lisa Carey	2000
4.	<b>172</b>	<b>Lauren Chamberlain</b>	<b>2012</b>
5.	<b>162</b>	<b>Shelby Pendley</b>	<b>2014</b>
6.	148	Jessica Shults	2012
7.	<b>144</b>	<b>Shelby Pendley</b>	<b>2013</b>
8.	142	Ashli Barrett	2000
	142	Samantha Ricketts	2007
10.	135	Lynette Velazquez	1999

## WALKS DRAWN

1.	<b>63</b>	<b>Lauren Chamberlain</b>	<b>2013</b>
2.	53	Keilani Ricketts	2012
3.	51	Keilani Ricketts	2013
	<b>51</b>	<b>Lauren Chamberlain</b>	<b>2014</b>
5.	49	Amber Flores	2009
6.	48	Brittany Williams	2011
7.	45	Amber Flores	2008
8.	43	Amber Flores	2010
	<b>43</b>	<b>Shelby Pendley</b>	<b>2013</b>
10.	41	Casey Dickson	1997
	41	Heather Scaglione	2004
	41	Brittany Williams	2014



Rachel Johnson, 1995-1998



Cheryl Jacobs, 1978-1980

**SACRIFICES**

1.	24	Laura Purser	1996
2.	16	Amber Spaulding	2006
3.	15	Tracy Spears	1987
	<b>15</b>	<b>Georgia Casey</b>	<b>2013</b>
5.	14	Analisa Jackson	1995
	14	Nicole Myers	1997
7.	13	Mindy Johnson	1997
	13	Vickie James	1980
	13	Sandy Ochoa	1988
	13	Cari Graves	1989
	13	Analisa Jackson	1994
	13	Mandy Fulton	1999

**STOLEN BASES**

1.	46	Angie Holwell	1997
2.	37	Norrelle Dickson	2007
3.	32	Christy Ring	2000
	32	Kristin Vesely	2005
5.	28	LaKisha Washington	1998
6.	27	Christy Ring	2002
7.	25	Norrelle Dickson	2004
	25	Norrelle Dickson	2005
9.	24	Brianna Turang	2011
	24	Kelly Brown	1978

**PITCHING APPEARANCES**

<b>1.</b>	<b>57</b>	<b>Kelsey Stevens</b>	<b>2014</b>
2.	52	Kami Keiter	2003
3.	50	Keilani Ricketts	2011
	50	Jill Most	1996
5.	49	Jill Most	1997
	49	Keilani Ricketts	2012
7.	48	Keilani Ricketts	2010
	48	Jennifer Stewart	2001
	48	Kami Keiter	2005
	48	Lauren Eckermann	2007

**GAMES STARTED (PITCHER)**

<b>1.</b>	<b>50</b>	<b>Kelsey Stevens</b>	<b>2014</b>
2.	47	Cheryl Jacobs	1980
3.	44	Kami Keiter	2003
4.	43	Keilani Ricketts	2012
5.	42	Keilani Ricketts	2011
	42	Jennifer Stewart	2001
7.	41	Jill Most	1996
	41	Lauren Eckermann	2007
9.	40	Keilani Ricketts	2013
10.	38	Keilani Ricketts	2010
	38	Kami Keiter	2004

**COMPLETE GAMES**

1.	39	Cheryl Jacobs	1980
2.	34	Keilani Ricketts	2012
3.	33	Keilani Ricketts	2011
4.	32	Jill Most	1996
	32	Patti Graham	1984
	32	Lauren Eckermann	2007
7.	31	Kami Keiter	2003
8.	29	Keilani Ricketts	2010
	29	Cheryl Jacobs	1979
	29	Jennifer Stewart	2001
	29	Kami Keiter	2004



## INNINGS PITCHED

1.	335.1	Cheryl Jacobs	1980
2.	295.2	Jill Most	1996
3.	294.1	Kami Keiter	2003
4.	292.0	Keilani Ricketts	2012
5.	284.1	Keilani Ricketts	2011
6.	279.2	Jennifer Stewart	2001
7.	<b>275.0</b>	<b>Kelsey Stevens</b>	<b>2014</b>
8.	274.1	Cheryl Jacobs	1979
	274.1	Lauren Eckermann	2007
10.	259.2	Keilani Ricketts	2010

## ERA (BELOW 1.00, 100-PLUS INNINGS)

1.	0.54	Patti Graham	1984
2.	0.56	Kerri Mulry	1986
3.	0.71	Kami Keiter	2002
4.	0.76	Patti Graham	1983
5.	0.78	Rae Lyn Rowton	1988

## STRIKEOUTS

1.	457	Keilani Ricketts	2012
2.	452	Keilani Ricketts	2011
3.	356	Jill Most	1996
4.	350	Keilani Ricketts	2013
5.	346	Keilani Ricketts	2010
6.	307	Jill Most	1997
7.	<b>285</b>	<b>Kelsey Stevens</b>	<b>2014</b>
8.	264	Kami Keiter	2003
9.	263	D.J. Mathis	2008
10.	259	Lauren Eckermann	2007

## VICTORIES

1.	<b>38</b>	<b>Kelsey Stevens</b>	<b>2014</b>
2.	37	Jennifer Stewart	2001
	37	Lauren Eckermann	2007
	37	Keilani Ricketts	2012
5.	35	Jill Most	1997
	35	Keilani Ricketts	2013
7.	34	Jennifer Stewart	2000
	34	Kami Keiter	2003
9.	33	Cheryl Jacobs	1980
10.	32	Keilani Ricketts	2010
	32	Kami Keiter	2005

## FIELDING PERCENTAGE (BY POSITION)

1st base	.995	Lynette Velazquez	1999
		Lisa Carey	2001
2nd base	.991	LaKisha Washington	1999
3rd base	.982	Dani Dobbs	2009
Shortstop	.985	Savannah Long	2006
Outfield	1.000	Kelly Thomas	1981
		Laura Detweiler	1986
		Erin Evans	2000
		Christy Ring	2000
		Andrea Davis	2001
		Kristin Vesely	2003
		Jessica Leslie	2004
		Kristin Vesely	2006
		Jamie Fox	2007
		Krystle Huey	2008
		Chana'e Jones	2009
		Krystle Huey	2009

		Chana'e Jones	2010
		<b>Callie Parsons</b>	<b>2014</b>
Pitcher	1.000	Sophia Contreras	1999
		Lana Moran	2000
		Jennifer Stewart	2002
Catcher	1.000	Lisa Rudloff	1984

## ASSISTS (BY POSITION)

1st base	65	Patti Kraft	1982
2nd base	113	Vickie James	1979
3rd base	157	Leah Gulla	2002
Shortstop	157	Lisa Carey	1999
Outfield	10	Dotty Shaw	1982
		Andrea Davis	2000
Pitcher	78	Kami Keiter	2003
Catcher	66	Lindsey Vandever	2008

## PUTOUTS

1st base	494	Lynette Velazquez	1998
2nd base	188	Vickie James	1980
3rd base	117	Dani Dobbs	2010
Shortstop	154	Savannah Long	2006
Outfield	175	Andrea Davis	2000
Pitcher	34	Patti Graham	1983
Catcher	620	Jessica Shults	2012



Lauren Eckermann, 2007-2008

# NO-HITTERS

## OKLAHOMA NO HITTERS


C. Jacobs vs. Northwestern.....	4/21/78
C. Jacobs vs. SWMS .....	4/7/79
C. Jacobs vs. McNeese State .....	5/4/79
S. Richards vs. Long Beach St. ....	3/31/83
P. Graham vs. Oklahoma City.....	5/7/83
T. Richardson vs. Metro St. Coll.....	3/7/85
M. Thompson vs. UT-Arlington.....	3/28/85
M. Thompson vs. Oklahoma City.....	4/9/85
K. Mulry vs. Wichita State.....	3/25/86
R. Rowton vs. Cameron .....	3/21/88
K. Beatty vs. Central State .....	2/2/89
K. Beatty vs. Central State .....	3/29/89
B. Moore vs. Madonna .....	3/5/94
B. Moore vs. Northwestern.....	3/5/95
J. Most vs. St. Louis .....	4/9/95
J. Jaime vs. Stephen F. Austin.....	3/8/97
J. Most vs. Baylor .....	3/9/97
J. Most vs. Rutgers .....	3/14/97
J. Stewart vs. Oklahoma Christian.....	2/9/99
L. Moran vs. Northwestern.....	2/13/99
J. Stewart vs. Wichita State .....	4/6/99
Stewart & Ratliff vs. Creighton.....	2/17/01
J. Stewart vs. Texas-Arlington .....	2/8/02
K. Keiter vs. Creighton.....	3/9/02
A. Foster vs. Baylor.....	4/28/02
K. Keiter vs. Tulsa.....	4/22/03
D.J. Mathis vs. Arkansas .....	2/28/07
L. Eckermann vs. Temple .....	3/3/07
L. Eckermann vs. Wichita State.....	3/4/07
L. Eckermann vs. Cal State Northridge .....	3/17/07
L. Eckermann vs. St. Gregory's.....	2/12/08
M. Gascoigne vs. Appalachian State.....	2/11/11
K. Ricketts vs. Kansas .....	3/30/12
K. Ricketts vs. Stanford.....	2/8/13
K. Ricketts vs. Oregon.....	2/9/13
K. Ricketts at Texas Tech .....	4/12/13
K. Ricketts vs. Iowa State .....	4/28/13
K. Ricketts at Oklahoma State .....	5/12/13
K. Ricketts vs. Michigan .....	5/30/13

## NO HITTERS BY OPPONENTS

K. VanWyck, Texas Woman's .....	4/5/80
T. Borrego, New Mexico .....	5/21/81
L. Stoll, Texas A&M .....	3/9/82
L. Martinez, Texas A&M.....	3/9/82
R. Wheatley, Cal Poly-Pomona .....	3/22/85
S. Bautista, Arizona.....	3/19/87
M. Schell, Iowa State.....	5/5/89
D. Carter, Oklahoma State .....	3/31/90
S. Griffin, Michigan .....	3/8/96
C. Williams, Texas .....	4/18/99
P. James, Nebraska .....	5/14/04
C. Osterman, Texas .....	4/15/06
J. Lawrence, Tulsa.....	3/7/07
A. Sims, N.C. State.....	3/16/07

## OKLAHOMA PERFECT GAMES

J. Most vs. Baylor .....	3/9/97
L. Moran vs. Northwestern.....	2/13/99
J. Stewart vs. Wichita State .....	4/6/99
A. Ratliff vs. Wichita State .....	2/18/01
J. Stewart vs. Texas-Arlington .....	2/8/02
L. Eckermann vs. St. Gregory's.....	2/12/08
M. Gascoigne vs. Appalachian State.....	2/11/11
K. Ricketts vs. Kansas .....	3/30/12



**YEAR-BY-YEAR AT THE OU SOFTBALL COMPLEX**

	<i>Overall</i>	<i>Conference</i>
1998	18-5	4-4
1999	18-3	4-1
2000	27-3	8-1
2001	19-0	7-0
2002	22-2	5-2
2003	18-3	7-2
2004	22-3	9-0
2005	25-5	7-4
2006	17-9-1	4-5
2007	27-3	8-1
2008	23-1	9-0
2009	16-5	8-1
2010	15-2	5-2
2011	19-4	6-3
2012	23-3	10-3
2013	20-2	7-0
2014	32-3	10-1
<b>Total</b>	<b>362-55-1 (.867)</b>	<b>118-30 (.797)</b>

**TOP 10 CROWDS**

- 1,940 vs. Tennessee (Super Regional) ..... May 25, 2014
- 1,751 vs. Tennessee (Super Regional) ..... May 24, 2014
- 1,728 vs. Oklahoma State ..... May 11, 2014
- 1,718 vs. Tennessee (Super Regional) ..... May 23, 2014
- 1,645 vs. DePaul (Super Regional) ..... May 27, 2007
- 1,597 vs. Oklahoma State ..... May 11, 2013
- 1,575 vs. Texas A&M (Super Regional) ..... May 24, 2013
- 1,499 vs. Oklahoma State ..... April 28, 2010
- 1,488 vs. Texas A&M (Super Regional) ..... May 25, 2013
- 1,480 vs. Texas ..... May 18, 2002

**ATTENDANCE YEAR-BY-YEAR LAST FIVE YEARS**

2009	13,508 (614 avg.)
2010	10,981 (645 avg.)
2011	15,639 (679 avg.)
2012	18,282 (703 avg.)
2013	20,240 (1,012 avg.)
2014	36,852 (1,052 avg.)

**OKLAHOMA TEAM SINGLE GAME RECORDS**

Most runs ..... 35 vs. Arkansas-Pine Bluff (2-28-14)  
 Most hits ..... 24, 2x, MR: vs. Arkansas-Pine Bluff (2-28-14)  
 Most doubles ..... 6, 2x, MR: vs. Arkansas-Pine Bluff (2-28-14)  
 Most triples ..... 2, many times, MR: vs. UAB (4-26-14)  
 Most home runs ..... 6 vs. Liberty (3-7-14)  
 Most stolen bases ..... 7 vs. UNI (3-13-10)  
 Most walks drawn ..... 15 vs. Iowa State (4-26-13)  
 Most errors committed ..... 5 vs. Stephen F. Austin (2-18-09)  
 Longest game (inn.) ..... 11 inn. (5-16-09)  
 L, 0-1 to North Dakota State

**OU INDIVIDUAL SINGLE GAME COMPLEX RECORDS**

Most runs ..... 5, 2x, MR: Lauren Chamberlain vs. UAPB (2-28-14)  
 Most hits ..... 4, 12x, MR: Shelby Pendley vs. Bryant (5-16-14)  
 Most RBI ..... 10, Shelby Pendley vs. UAPB (2-28-14)  
 Most doubles ..... 3, Amber Flores vs. UMKC (3-15-10)  
 Most triples ..... 2, Shelby Pendley vs. UAPB (2-28-14)  
 Most home runs ..... 2, many times, MR: Lauren Chamberlain vs. Tennessee (5-25-14)

Most stolen bases ..... 3, 3x, last by Norrelle Dickson vs. Arkansas (2-28-07)  
 Most strikeouts (by a pitcher) ..... 19 by Keilani Ricketts vs. Iona (5-20-11)

**OPPONENT TEAM SINGLE GAME RECORDS**

Most runs ..... 12 by Texas (5-6-12)  
 Most hits ..... 17 by Fresno State (4-16-98)  
 Most doubles ..... 6 by Tennessee (3-7-09)  
 Most triples ..... 1, many times, MR: by LSU (3-22-14)  
 Most home runs ..... 5 by Baylor (4-10-06)  
 Most stolen bases ..... 5 by Texas A&M (4-17-05)  
 Most walks drawn ..... 8 by Missouri (3-25-06)  
 Most errors committed ..... 6 by UMKC (3-15-10)

**OPPONENT INDIVIDUAL SINGLE GAME RECORDS**

Most runs ..... 3, 3x, MR: Taylor Thom of Texas (4-18-14)  
 Most hits ..... 4, 2x, MR: Chaz Sievers of Texas (4-14-06)  
 Most RBI ..... 6, 2x, MR: Melissa Dixon of Arkansas (4-8-09)  
 Most doubles ..... 2, 4x, MR: Logan Hall of Texas Tech (4-7-12)  
 Most triples ..... 1, many times, MR: AJ Andrews of LSU (3-22-14)  
 Most home runs ..... 2, 3x, MR: Whitney Cloer of Arkansas (5-16-09)  
 Most stolen bases ..... 3, Rhea Taylor of Missouri (4-6-08)  
 Most strikeouts (by a pitcher) ..... 19, Cat Osterman of Texas (4-14-02)





**ALL-TIME RECORD AGAINST OPPONENTS**

Arizona.....	3-0	Kansas.....	21-0	Oklahoma City.....	8-2
Arkansas.....	10-1	Lehigh.....	2-0	Oklahoma State.....	18-0
Arkansas Pine-Bluff.....	3-0	Liberty.....	1-0	Oregon.....	3-0
Auburn.....	1-0	Lipscomb.....	2-0	Oregon State.....	3-0
Austin Peay.....	1-0	Long Beach State.....	1-0	Saint Gregory's.....	5-0
Baylor.....	16-3	Louisiana-Lafayette.....	3-0	Saint Louis.....	1-0
Birmingham Southern.....	2-0	Louisiana-Monroe.....	2-0	Sam Houston State.....	1-1
Bradley.....	1-0	Louisiana Tech.....	1-0	Southern Miss.....	0-1
Bryant.....	1-0	Louisville.....	3-2	Stephen F. Austin.....	2-0
Cal State Fullerton.....	1-0	LSU.....	3-3	Temple.....	2-0
Cal State Northridge.....	1-0	Marist.....	1-0	Tennessee.....	2-2
Centenary.....	4-0	McNeese State.....	4-1	Texas.....	13-8
Central Arkansas.....	6-0	Memphis.....	2-0	Texas A&M.....	16-4
Colorado State.....	3-0	Minnesota.....	1-0	Texas A&M-CC.....	2-0
Creighton.....	12-0	Mississippi.....	1-0	Texas-San Antonio.....	1-0
DePaul.....	0-2	Missouri.....	9-5	Texas Tech.....	15-4
Drake.....	5-0	Missouri State.....	5-2	Troy.....	2-0
Evansville.....	2-0	Nebraska.....	9-7	Tulsa.....	15-4
Fresno State.....	2-0	Nevada.....	1-0	UAB.....	4-1
Harvard.....	1-0	New Mexico.....	2-0	UMKC.....	4-0
Houston.....	2-0	Nicholls State.....	3-0	Utah.....	3-0
Illinois-Chicago.....	1-0	North Carolina.....	4-0	Utah Valley State.....	2-0
Illinois State.....	2-0	North Dakota State.....	2-1	UTEP.....	2-0
Indiana.....	5-0-1	North Texas.....	15-0	Valparasio.....	2-0
Iona.....	1-0	Northern Colorado.....	2-0	Washington.....	2-1
Iowa.....	1-0	Northern Iowa.....	3-0	Western Illinois.....	1-0
Iowa State.....	15-1	Northwestern State.....	5-0	Wichita State.....	16-0
		Oklahoma Christian.....	5-0	Wisconsin.....	2-0



TWO NATIONAL CHAMPIONSHIPS 🏆 NINE WCWS APPEARANCES 🏆 ELEVEN BIG 12 CHAMPIONSHIPS



2007 Big 12 Championship

**OKLAHOMA SINGLE GAME (TEAM)**

*Batting*

Runs Scored ..... 13 vs. Texas A&M (5/11/06)  
 Hits ..... 14 vs. Kansas (5/2/02)  
 Runs Batted In..... 11, 2x, last vs. Oklahoma State (5/4/03)  
 Doubles..... 3 vs. Texas A&M (5/11/00)  
 Triples ..... 2, 2x, last vs. Oklahoma State (5/11/06)  
 Home Runs..... 3, 3x, last vs. Oklahoma State (5/4/03)  
 Walks Drawn ..... 8 vs. Oklahoma State (5/11/06)  
 Strikeouts..... 15 vs. Texas (5/4/03)  
 Stolen Bases..... 3, 5x, last vs. Texas Tech (5/12/07)  
 Hit by Pitch..... 3, 2x, last vs. Texas A&M (5/11/06)  
 Runners LOB..... 11, 2x, last vs. Texas (5/13/05)

*Fielding*

Putouts ..... 38 vs. Missouri (5/15/04)  
 Assists ..... 22 vs. Missouri (5/15/04)  
 Errors..... 4, 2x, last vs. Nebraska (5/14/04)  
 Double Plays Turned ..... 2 vs. Texas A&M (5/2/03)

*Pitching*

Runs Allowed ..... 9 vs. Texas A&M (5/11/00)  
 Walks Allowed ..... 8 vs. Nebraska (5/10/96)  
 Strikeouts..... 12, 2x, last vs. Texas A&M (5/15/10)  
 Hits Allowed..... 10, 3x, last vs. Texas Tech (5/12/07)  
 Hit Batters..... 2, 3x, last vs. Texas A&M (5/13/05)

*Miscellaneous*

Longest Game ..... 13 innings vs. Missouri (5/15/04)

**OPPONENT SINGLE GAME (TEAM)**

*Batting*

Runs Scored ..... 9 by Texas A&M (5/11/00)  
 Hits ..... 10, 3x, last vs. Texas Tech (5/12/07)  
 Runs Batted In..... 9 by Texas A&M (5/11/00)  
 Doubles..... 3 by Texas A&M (5/11/00)  
 Triples ..... 1, many times, last by Missouri (5/10/09)  
 Home Runs..... 2 by Texas A&M (5/11/00)  
 Walks Drawn ..... 8 by Nebraska (5/10/96)  
 Strikeouts..... 12, 2x, last vs. Texas A&M (5/15/10)  
 Stolen Bases..... 4 by Nebraska (5/13/00)  
 Hit by Pitch..... 2, 3x, last by Texas A&M (5/13/05)  
 Runners LOB..... 12 by Texas Tech (5/12/07)

*Fielding*

Putouts ..... 39 by Missouri (5/15/04)  
 Assists ..... 12 by Missouri (5/15/04)  
 Errors..... 5 by Texas A&M (5/11/06)  
 Double Plays Turned ..... 1, 8x, last by Nebraska (5/10/08)

*Pitching*

Runs Allowed ..... 13 by Texas A&M (5/11/06)  
 Walks Allowed ..... 8 by Oklahoma State (5/11/06)  
 Strikeouts..... 15 by Texas (5/4/03)  
 Hits Allowed..... 14 by Kansas (5/2/02)  
 Hit Batters..... 3, 2x, last by Texas A&M (5/11/06)

**BIG 12 CHAMPIONSHIP RESULTS**

**1996 (3-0, CHAMPIONS)**

5/10	vs. Nebraska	W	5-4
	vs. Oklahoma State	W	5-0
5/11	vs. Nebraska	W	1-0

**1997 (3-2)**

5/2	vs. Texas	W	6-5
5/3	vs. Kansas	L	1-4
	vs. Nebraska	W	1-0
	vs. Missouri	W	2-0
5/4	vs. Missouri	L	4-6

**1998 (3-1, RUNNER-UP)**

5/1	vs. Baylor	W	3-2
	vs. Texas	W	1-0
5/2	vs. Oklahoma State	W	3-2
5/3	vs. Nebraska	L	0-3

**1999 (1-2)**

5/13	vs. Oklahoma State	W	5-0
	vs. Nebraska	L	0-2
5/14	vs. Texas Tech	L	1-2

**2000 (3-2)**

5/11	vs. Missouri	W	8-3
	vs. Texas A&M	L	6-9
5/12	vs. Texas	W	11-0
	vs. Nebraska	W	4-3
5/13	vs. Nebraska	L	1-3

**2001 (4-0, CHAMPIONS)**

5/9	vs. Texas A&M	W	7-0
5/10	vs. Texas Tech	W	2-1
5/11	vs. Nebraska	W	10-2
5/12	vs. Oklahoma State	W	6-0

**2002 (3-2)**

5/2	vs. Kansas	L	1-3
5/3	vs. Iowa State	W	5-1
5/4	vs. Kansas	W	10-0
	vs. Texas	W	4-0
5/5	vs. Texas	L	0-2

**2003 (4-2, RUNNER-UP)**

5/2	vs. Texas	L	0-1
	vs. Texas A&M	W	4-0 (9)
5/3	vs. Baylor	W	1-0
	vs. Oklahoma State	W	3-2
5/4	vs. Oklahoma State	W	11-2
	vs. Texas	L	0-1

**2004 (2-2)**

5/13	vs. Baylor	W	5-2
5/14	vs. Nebraska	L	0-7
	vs. Kansas	W	1-0
5/15	vs. Missouri	L	2-3 (13)



### BIG 12 CHAMPIONSHIP RESULTS

#### 2005 (2-2)

5/11	vs. Nebraska	L	0-1
5/12	vs. Kansas	W	5-0
5/13	vs. Texas	L	1-3
	vs. Texas A&M	W	6-2

#### 2006 (3-1, RUNNER-UP)

5/11	vs. Texas A&M	W	13-6
	vs. Oklahoma State	W	10-2
5/12	vs. Missouri	W	4-0
5/13	vs. Kansas	L	2-4

#### 2007 (3-0, CHAMPIONS)

5/11	vs. Kansas	W	5-0
5/12	vs. Missouri	W	7-1
	vs. Texas Tech	W	6-3

#### 2008 (0-1)

5/10	vs. Nebraska	L	5-6
------	--------------	---	-----

#### 2009 (2-1, RUNNER-UP)

5/9	vs. Iowa State	W	3-0
	vs. Texas	W	6-2
5/10	vs. Missouri	L	0-5

#### 2010 (3-0, CHAMPIONS)

5/15	vs. Texas Tech	W	2-0
	vs. Texas A&M	W	5-1
5/16	vs. Missouri	W	9-0 (6)

### BIG 12 CHAMPIONSHIP RECORD VS. OPPONENTS

Baylor.....	3-0
Iowa State.....	2-0
Kansas.....	4-3
Missouri.....	5-3
Nebraska.....	5-6
Oklahoma State.....	7-0
Texas.....	5-4
Texas A&M.....	4-1
Texas Tech.....	4-1
<b>Total.....</b>	<b>39-18</b>

### OKLAHOMA SINGLE GAME (INDIVIDUAL)

#### Batting

Runs Scored.....	3, 4x, last by Krystle Huey vs. Missouri (5/16/10)
Hits.....	4, 4x, last by Krystle Huey vs. Missouri (5/16/10)
Runs Batted In.....	5, 2x, last by Amber Spaulding vs. Oklahoma State (5/11/06)
Doubles.....	1, several times, last by Haley Anderson vs. Missouri (5/16/10)
Triples.....	2 by Amber Spaulding vs. Oklahoma State (5/11/06)
Home Runs.....	2, 2x, last by Samantha Ricketts vs. Nebraska (5/10/08)
Walks Drawn.....	3, 5x, last by Lindsey Vandever vs. Nebraska (5/10/08)
Stolen Bases.....	2 by Angie Holwell vs. Missouri (5/4/97)

#### Fielding

Putouts.....	18 by Christina Enea vs. Missouri (5/15/04)
Assists.....	7 by Katie Overton vs. Missouri (5/15/04)

#### Pitching

Innings Pitched.....	12.2 by Kami Keiter vs. Missouri (5/15/04)
Runs Allowed.....	7 by Jennifer Stewart vs. Texas A&M (5/11/00)
Walks Allowed.....	8 by Jill Most vs. Nebraska (5/10/96)
Strikeouts.....	12, 2x, last by Keilani Ricketts vs. Texas A&M (5/15/10)
Hits Allowed.....	10, 2x, last by Jennifer Stewart vs. Texas A&M (5/11/00)

### OPPONENT SINGLE GAME (INDIVIDUAL)

#### Batting

Runs Scored.....	2, several times, last by Rhea Taylor of Missouri (5/10/09)
Hits.....	3, 5x, last by Andee Allen of Missouri (5/10/09)
Runs Batted In.....	4, 3x, last by Rocky Spencer of Texas A&M (5/11/06)
Doubles.....	1, several times, last by Loryn Johnson of Texas (5/9/09)
Triples.....	1, 3x, last by Rhea Taylor of Missouri (5/10/09)
Home Runs.....	1, 7x, last by Megan May of Texas A&M (5/15/10)
Walks Drawn.....	3 by Kelly Pinkepank of Nebraska (5/10/96)
Stolen Bases.....	2, 2x, last by Courtney Totte of Oklahoma State (5/11/06)

#### Fielding

Putouts.....	15 by Marla Schweisberger of Missouri (5/10/09)
Assists.....	7 by Au Viola of Nebraska (5/3/98)

#### Pitching

Innings Pitched.....	9 by Amanda Renfro of Texas Tech (5/14/99)
Runs Allowed.....	10 by Carmen Martinez of Texas (5/12/00)
Walks Allowed.....	7, 2x, last by Molly Hill of Nebraska (5/10/08)
Strikeouts.....	15 by Cat Osterman of Texas (5/4/03)
Hits Allowed.....	9, 2x, last by Jen Bruck of Missouri (5/12/06)

BIG 12 TOURNAMENT



2010 Big 12 Championship

TWO NATIONAL CHAMPIONSHIPS 🏆 NINE WCWS APPEARANCES 🏆 ELEVEN BIG 12 CHAMPIONSHIPS



Savannah Long, 2005-2008

**OKLAHOMA SINGLE GAME (TEAM)**

*Batting*

Runs Scored ..... 21 vs. Arkansas (5/16/09)  
 Hits ..... 23 vs. Arkansas (5/16/09)  
 Runs Batted In..... 19, 2x, MR: vs. Lehigh (5/18/12)  
 Doubles ..... 5 vs. Harvard (5/15/98)  
 Triples ..... 1, 7x, MR: vs. Texas A&M (5/18/14)  
 Home Runs..... 4, 3x, MR: vs. Texas A&M (5/17/14)  
 Walks Drawn ..... 10 vs. Texas A&M (5/17/02)  
 Strikeouts..... 19 vs. Michigan (5/21/06)  
 Stolen Bases..... 3, 4x, MR: vs. Bryant (5/16/14)  
 Hit by Pitch..... 4 vs. Louisiana-Lafayette (5/23/04)  
 Runners LOB..... 16 vs. Arkansas (5/17/08)

*Fielding*

Putouts ..... 33, 2x, MR: vs. North Dakota State (5/16/09)  
 Assists ..... 13 vs. Texas (5/18/02)  
 Errors..... 4 vs. Oregon State (5/18/03)  
 Double Plays Turned..... 2, 2x, MR: vs. UMass (5/19/07)

*Pitching*

Runs Allowed ..... 12 vs. Louisiana-Lafayette (5/23/04)  
 Walks Allowed ..... 8 vs. UNLV (5/19/95)  
 Strikeouts..... 19 vs. Iona (5/20/11)  
 Hits Allowed..... 18 vs. Louisiana-Lafayette (5/23/04)  
 Hit Batters..... 3 vs. Kent State (5/19/06)

*Miscellaneous*

Longest Game ..... 11 innings, 2x,  
 ..... last vs. North Dakota St. (5/16/09)

**OPPONENT SINGLE GAME (TEAM)**

*Batting*

Runs Scored ..... 12 by Louisiana-Lafayette (5/23/04)  
 Hits ..... 18 by Louisiana-Lafayette (5/23/04)  
 Runs Batted In..... 10 by Louisiana-Lafayette (5/23/04)  
 Doubles ..... 5 by Louisiana-Lafayette (5/23/04)  
 Triples ..... 1 by Cal State Northridge (5/19/00)  
 Home Runs..... 3 by Texas A&M (5/18/14)  
 Walks Drawn ..... 8 by UNLV (5/19/95)  
 Strikeouts..... 19 by Iona (5/20/11)  
 Stolen Bases..... 3 by Michigan (5/21/06)  
 Hit by Pitch..... 2, 3x, MR: by Texas A&M (5/17/14)  
 Runners LOB..... 11, 2x, MR: by Arkansas (5/17/08)

*Fielding*

Putouts ..... 33, 2x, MR: by North Dakota State (5/16/09)  
 Assists ..... 15, 2x, MR: by Tulsa (5/22/11)  
 Errors..... 5 by Northern Iowa (5/17/96)  
 Double Plays Turned..... 2, 2x, MR: by Iona (5/20/11)

*Pitching*

Runs Allowed ..... 21, Arkansas (5/16/09)  
 Walks Allowed ..... 10, Texas A&M (5/17/02)  
 Strikeouts..... 19, Michigan (5/21/06)  
 Hits Allowed..... 23, Arkansas (5/16/09)  
 Hit Batters..... 3, Arkansas (5/16/09)

**NCAA REGIONAL RESULTS**

**1995 (3-2)**

5/19 vs. UNLV L 2-10  
 5/20 vs. Utah W 7-1  
 at Oklahoma State W 2-0  
 5/21 vs. UNLV W 2-1  
 vs. UNLV L 0-2

**1996 (2-2)**

5/17 vs. UNI W 8-0  
 5/18 at Iowa L 0-1  
 vs. UNI W 3-0  
 5/19 at Iowa L 2-7

**1997 (1-2)**

5/16 Oklahoma State L 0-2  
 5/17 Missouri State W 7-2  
 Oklahoma State L 3-5

**1998 (2-2)**

5/15 vs. Harvard W 8-0  
 5/16 at Massachusetts L 0-1  
 vs. Harvard W 3-0  
 5/17 at Massachusetts L 1-3

**1999 (1-2)**

5/20 vs. Long Beach State W 3-1  
 5/21 vs. Southern Miss L 0-5  
 5/22 at LSU L 3-7

**2000 (4-0, CHAMPIONS)**

5/18 Harvard W 11-0  
 5/19 Cal State Northridge W 2-1  
 5/20 Oregon State W 5-3  
 5/21 Oregon State W 3-2

**2001 (4-0, CHAMPIONS)**

5/17 Lehigh W 9-2  
 5/18 North Carolina W 13-0  
 5/19 Washington W 3-2  
 5/20 Washington W 10-2

**2002 (4-0, CHAMPIONS)**

5/16 Utah W 6-0  
 5/17 Texas A&M W 7-0  
 5/18 Texas W 4-1  
 5/19 Texas A&M W 8-1

**2003 (4-0, CHAMPIONS)**

5/15 vs. Bethune-Cookman W 5-1  
 5/16 vs. South Florida W 8-0  
 5/17 vs. UT-Arlington W 6-2  
 5/18 vs. Oregon State W 7-2

**2004 (4-1, CHAMPIONS)**

5/20 vs. Temple W 5-0  
 5/21 vs. Northwestern W 8-0  
 5/22 at Arizona W 3-2  
 5/23 vs. Louisiana-Lafayette W 15-0  
 vs. Louisiana-Lafayette L 4-12

**2005 (3-0, CHAMPIONS)**

5/20 Wichita State W 2-0  
 5/21 Louisiana-Lafayette W 6-3  
 5/22 Oregon W 2-1

**2006 (1-3)**

5/19 vs. Kent State W 1-0  
 5/20 at Michigan L 0-1  
 vs. Kent State L 0-1  
 5/21 at Michigan L 2-5

**2007 (3-0, CHAMPIONS)**

5/18 vs. Colgate W 5-2  
 5/19 at Massachusetts W 2-0  
 5/20 at Massachusetts W 6-3

**2008 (3-0, CHAMPIONS)**

5/16 Oregon W 6-0  
 5/17 Arkansas W 6-5  
 5/18 Oregon W 11-0



**NCAA REGIONAL RESULTS**

<b>2009 (1-2)</b>			
5/16	North Dakota State	L	0-1
	Arkansas	W	21-2
	Tulsa	L	3-5
<b>2010 (3-0, CHAMPIONS)</b>			
5/21	vs. Syracuse	W	10-0 (5)
5/22	vs. Fordham	W	1-0
5/23	vs. Fordham	W	2-0
<b>2011 (3-1, CHAMPIONS)</b>			
5/20	Iona	W	7-1
5/21	Tulsa	W	6-0
5/22	Tulsa	L	3-4 (9)
5/22	Tulsa	W	5-0
<b>2012 (3-0, CHAMPIONS)</b>			
5/18	Lehigh	W	19-3 (5)
5/19	Tulsa	W	7-1
5/20	Oregon State	W	6-0
<b>2013 (3-0, CHAMPIONS)</b>			
5/17	Marist	W	17-0 (5)
5/18	Arkansas	W	10-5
5/19	Arkansas	W	14-1 (5)
<b>2014 (3-0, CHAMPIONS)</b>			
5/16	Bryant	W	14-4 (5)
5/17	Texas A&M	W	9-8
5/18	Texas A&M	W	11-6

**NCAA REGIONAL RECORD VS. OPPONENTS**

Arizona	1-0
Arkansas	4-0
Bethune-Cookman	1-0
Bryant	1-0
Cal State Northridge	1-0
Colgate	1-0
Fordham	2-0
Harvard	3-0
Iona	1-0
Iowa	0-2
Kent State	1-1
Lehigh	2-0
Long Beach State	1-0
Louisiana-Lafayette	2-1
LSU	0-1
Marist	1-0
Massachusetts	2-2
Michigan	0-2
Missouri State	1-0
North Carolina	1-0
North Dakota State	0-1
Northern Iowa	2-0
Northwestern	1-0
Oklahoma State	1-2
Oregon	3-0
Oregon State	4-0
Southern Miss	0-1
Syracuse	1-0
Temple	1-0
Texas	1-0
Texas A&M	4-0
Tulsa	3-2
UNLV	1-2
USF	1-0
UT-Arlington	1-0
Utah	2-0
Washington	2-0
Wichita State	1-0
<b>Total</b>	<b>55-17</b>

**OKLAHOMA SINGLE GAME (INDIVIDUAL)**

*Batting*

Runs Scored	4, 2x, MR: Katie Norris and Amber Flores vs. Arkansas (5/16/09)
Hits	4, 4x, MR: Shelby Pendley vs. Bryant (5/16/14)
Runs Batted In	6, 2x, MR: Keilani Ricketts vs. Lehigh (5/18/12)
Doubles	2, 3x, MR: Haley Anderson vs. Syracuse (5/21/10)
Triples	1, 4x, MR: Destinee Martinez vs. Texas A&M (5/18/14)
Home Runs	2, 3x, MR: Shelby Pendley vs. Texas A&M (5/17/14)
Walks Drawn	4, Keilani Ricketts vs. Tulsa (5/22/11)
Stolen Bases	2, Karolyne Long vs. Syracuse (5/21/10)

*Fielding*

Putouts	17, Katie Norris vs. Iona (5/20/11)
Assists	6, 2x, MR: Jessica Legendre vs. Oregon (5/16/08)

*Pitching*

Innings Pitched	11.0, D.J. Mathis vs. Arkansas (5/17/08)
Strikeouts	19, Keilani Ricketts vs. Iona (5/20/11)

**OPPONENT SINGLE GAME (INDIVIDUAL)**

*Batting*

Runs Scored	4, Ashley Evans of Louisiana-Lafayette (5/23/04)
Hits	3, 7x, MR: Miranda Dixon, Dayna Huckabee and Samantha Buckner of Arkansas (5/17/08)
Runs Batted In	4, 3x, MR: Cali Lanphear of Texas A&M (5/17/14)
Doubles	2, Joy Webre of Louisiana-Lafayette (5/23/04)
Triples	1, Ui Bal of Cal State Northridge (5/19/00)
Home Runs	2, Whitney Cloer of Arkansas (5/16/09)
Walks Drawn	3, 2x, MR: Lacey Bertucci of Louisiana-Lafayette (5/23/04)
Stolen Bases	1, 8x, MR: Aubrey Mable of Bryant (5/16/14)

*Fielding*

Putouts	19, Becky Marx of Michigan (5/21/06)
Assists	7, Meredith Bagley of Harvard (5/16/98)

*Pitching*

Innings Pitched	11.0, Andi Padilla of North Dakota State (5/16/09)
Runs Allowed	14, Elle Madsen of Bryant (5/16/14)
Hits Allowed	18, 2x, MR: Elle Madsen of Bryant (5/16/14)
Walks Allowed	9, Jessica Slataper of Texas A&M (5/17/02)
Strikeouts	13, Danielle Henderson of Massachusetts (5/17/98)



D.J. Mathis, 2006-2009



Keilani Ricketts, 2010-13

**OKLAHOMA SINGLE GAME (TEAM)**

*Batting*

Runs Scored ..... 10 vs. Texas A&M (5/24/13)  
 Hits ..... 13 vs. Tennessee (5/25/14)  
 Runs Batted In ..... 9 vs. Texas A&M (5/24/13)  
 Doubles ..... 2, 4x, MR: vs. Tennessee (5/23/14)  
 Triples ..... 1 at Arizona (5/27/11)  
 Home Runs ..... 5, 2x, MR: vs. Tennessee (5/25/14)  
 Walks Drawn ..... 8 vs. Texas A&M (5/24/13)  
 Strikeouts ..... 17 at Washington (5/28/10)  
 Stolen Bases ..... 3, 2x, MR: vs. Arizona (5/26/12)  
 Hit by Pitch ..... 3 vs. Arizona (5/25/12)  
 Runners LOB ..... 10 vs. Tennessee (5/25/14)

*Fielding*

Putouts ..... 21, 12x, MR: vs. Tennessee (5/25/14)  
 Assists ..... 13 at Arizona (5/28/05)  
 Errors ..... 4 at Washington (5/28/10)  
 Double Plays Turned ..... 2 vs. Tennessee (5/24/14)

*Pitching*

Runs Allowed ..... 7, 2x, MR: vs. DePaul (5/27/07)  
 Walks Allowed ..... 7, 2x, MR: at Arizona (5/23/08)  
 Strikeouts ..... 13, 3x, MR: vs. Texas A&M (5/24/13)  
 Hits Allowed ..... 11, 2x, MR: at Arizona (5/28/05)  
 Hit Batters ..... 3, 2x, MR: vs. Tennessee (5/24/14)

**OPPONENT SINGLE GAME (TEAM)**

*Batting*

Runs Scored ..... 7, 2x, MR: DePaul (5/27/07)  
 Hits ..... 11, 2x, MR: Arizona (5/28/05)  
 Runs Batted In ..... 7, Arizona (5/28/05)  
 Doubles ..... 2, 2x, MR: Tennessee (5/23/14)  
 Triples ..... 1, 4x, MR: Washington (5/28/10)  
 Home Runs ..... 2, 2x, MR: Texas A&M (5/24/13)  
 Walks Drawn ..... 7, 2x, MR: Arizona (5/23/08)  
 Strikeouts ..... 13, 3x, MR: Texas A&M (5/24/13)  
 Stolen Bases ..... 1, 5x, MR: Tennessee (5/25/14)  
 Hit by Pitch ..... 3, 2x, MR: Tennessee (5/24/14)  
 Runners LOB ..... 12, Arizona (5/28/05)

*Fielding*

Putouts ..... 21, 12x, MR: Tennessee (5/24/14)  
 Assists ..... 15, DePaul (5/26/07)  
 Errors ..... 4, Tennessee (5/23/14)  
 Double Plays Turned ..... 1, 6x, MR: Tennessee (5/24/14)

*Pitching*

Runs Allowed ..... 10, Texas A&M (5/24/13)  
 Walks Allowed ..... 8, Texas A&M (5/24/13)  
 Strikeouts ..... 17, Washington (5/28/10)  
 Hits Allowed ..... 13, Tennessee (5/25/14)  
 Hit Batters ..... 3, Arizona (5/25/12)

**SUPER REGIONAL RECORD VS. OPPONENTS**

Arizona ..... 5-4  
 DePaul ..... 0-2  
 Tennessee ..... 2-1  
 Texas A&M ..... 2-0  
 Washington ..... 1-2  
**Total ..... 10-9**

**NCAA SUPER REGIONAL RESULTS**

**2005 (0-2)**

5/27 at Arizona L 0-6  
 5/28 at Arizona L 6-7

**2007 (0-2)**

5/26 vs. DePaul L 0-3  
 5/27 vs. DePaul L 2-7

**2008 (1-2)**

5/23 at Arizona L 1-3  
 5/24 at Arizona W 2-0  
 at Arizona L 2-5

**2010 (1-2)**

5/27 at Washington W 6-1  
 5/28 at Washington L 0-3  
 at Washington L 0-4

**2011 (2-0, CHAMPIONS)**

5/27 at Arizona W 6-0  
 5/28 at Arizona W 5-2

**2012 (2-0, CHAMPIONS)**

5/25 vs. Arizona W 6-0  
 5/26 vs. Arizona W 7-1

**2013 (2-0, CHAMPIONS)**

5/25 vs. Arizona W 10-2 (6)  
 5/26 vs. Arizona W 8-0 (5)

**2014 (2-1, CHAMPIONS)**

5/23 vs. Tennessee W 8-1  
 5/24 vs. Tennessee L 0-4  
 5/25 vs. Tennessee W 8-2



**OKLAHOMA SINGLE GAME (INDIVIDUAL)**

<i>Batting</i>	
Runs Scored .....	3, 2x, MR: Shelby Pendley vs. Texas A&M (5/25/13)
Hits .....	3, 5x, MR: Lauren Chamberlain vs. Tennessee (5/25/14)
Runs Batted In .....	5, Shelby Pendley vs. Texas A&M (5/25/13)
Doubles .....	1, 17x, MR: Lauren Chamberlain and Callie Parsons vs. Tennessee (5/23/14)
Triples .....	1, Brianna Turang at Arizona (5/27/11)
Home Runs .....	3, Amber Flores at Washington (5/27/10)
Walks Drawn .....	3, 2x, MR: Lauren Chamberlain vs. Texas A&M (5/24/13)
Stolen Bases .....	2, 2x, MR: Brianna Turang vs. Arizona (5/26/12)
<i>Fielding</i>	
Putouts .....	13, 3x, MR: Jessica Shults vs. Texas A&M (5/24/13)
Assists .....	7, Javen Henson at Arizona (5/28/11)
<i>Pitching</i>	
Innings Pitched .....	7.0, 9x, MR: Kelsey Stevens vs. Tennessee (5/25/14)
Strikeouts .....	13, 3x, MR: Keilani Ricketts vs. Texas A&M (5/24/13)

**OPPONENT SINGLE GAME (INDIVIDUAL)**

<i>Batting</i>	
Runs Scored .....	2, 6x, MR: Jenae Leles of Arizona (5/24/08)
Hits .....	3, 4x, MR: Amber Patton of DePaul (5/26/07)
Runs Batted In .....	3, 3x, MR: Shawna Wright of Washington (5/28/10)
Doubles .....	1, 7x, MR: Rainey Griffin of Tennessee (5/24/14)
Triples .....	1, 3x, MR: Niki Williams of Washington (5/28/10)
Home Runs .....	2, Jenae Leles of Arizona (5/24/08)
Walks Drawn .....	3, Kristie Fox of Arizona (5/28/05)
Stolen Bases .....	1, 5x, MR: Megan Geer of Tennessee (5/25/14)
<i>Fielding</i>	
Putouts .....	16, Shawna Wright of Washington (5/28/10)
Assists .....	6, Shea Warren of DePaul (5/26/07)
<i>Pitching</i>	
Innings Pitched .....	7.0, 7x, MR: Ellen Renfro of Tennessee (5/24/14)
Runs Allowed .....	8, 3x, MR: Ellen Renfro of Tennessee (5/23/14)
Walks Allowed .....	7, Melissa Domezich of Texas A&M (5/24/13)
Strikeouts .....	17, Danielle Lawrie of Washington (5/28/10)
Hits Allowed .....	10, Ellen Renfro of Tennessee (5/25/14)



Ashli Barret, 1998-2001



ASA Hall of Fame Stadium

**OKLAHOMA SINGLE GAME (TEAM)**

*Batting*

Runs Scored ..... 10 vs. Texas (6/1/13)  
 Hits ..... 11 vs. Alabama (6/4/12)  
 Runs Batted In..... 7, 2x, MR: vs. Texas (6/1/13)  
 Doubles..... 5 vs. Tennessee (6/3/13)  
 Triples ..... 2 vs. Alabama (6/5/12)  
 Home Runs..... 3 vs. Alabama (6/6/12)  
 Walks Drawn ..... 7, 3x, MR: vs. Washington (6/2/13)  
 Strikeouts..... 19 vs. LSU (5/26/01)  
 Stolen Bases..... 4 vs. Southern Miss (5/27/00)  
 Hit by Pitch..... 2, 2x, MR: vs. Arizona State (6/2/11)  
 Runners LOB..... 12 vs. Alabama (6/4/12)

*Fielding*

Putouts ..... 38 vs. LSU (5/26/01)  
 Assists ..... 23 vs. LSU (5/26/01)  
 Errors..... 4, 3x, MR: vs. Missouri (6/4/11)  
 Double Plays Turned..... 1, 6x, MR: vs. Tennessee (6/3/13)

*Pitching*

Runs Allowed ..... 8 vs. Alabama (6/5/12)  
 Walks Allowed ..... 6 vs. Tennessee (6/3/13)  
 Strikeouts..... 16 vs. California (6/1/12)  
 Hits Allowed..... 8, 4x, MR: vs. Arizona State (6/3/12)  
 Hit Batters..... 6 vs. Alabama (6/5/12)

*Miscellaneous*

Longest Game ..... 13 innings vs. LSU (5/26/01)

**OPPONENT SINGLE GAME (TEAM)**

*Batting*

Runs Scored ..... 8 by Alabama (6/5/12)  
 Hits ..... 8, 4x, MR: Arizona State (6/3/12)  
 Runs Batted In..... 7 by Alabama (6/5/12)  
 Doubles..... 3, Oregon (5/31/14)  
 Triples ..... 1 by Stanford (5/29/04)  
 Home Runs..... 2, 3x, MR: Alabama (5/29/14)  
 Walks Drawn ..... 6 by Tennessee (6/3/13)  
 Strikeouts..... 16 by California (6/1/12)  
 Stolen Bases..... 3 by California (6/1/12)  
 Hit by Pitch..... 6 by Alabama (6/5/12)  
 Runners LOB..... 11, 2x, MR: Louisiana-Lafayette (5/31/14)

*Fielding*

Putouts ..... 39 by LSU (5/26/01)  
 Assists ..... 13, 2x, MR: Tennessee (6/3/13)  
 Errors..... 3 by California (6/1/12)  
 Double Plays Turned..... 1, 5x, MR: Washington (6/2/13)

*Pitching*

Runs Allowed ..... 10 by Texas (6/1/13)  
 Walks Allowed ..... 7, 3x, MR: Washington (6/2/13)  
 Strikeouts..... 19 by LSU (5/26/01)  
 Hits Allowed..... 11 by Alabama (6/4/12)  
 Hit Batters..... 2, 2x, MR: Arizona State (6/2/11)

**WOMEN'S COLLEGE WORLD SERIES RESULTS**

**2000 (4-0, NATIONAL CHAMPIONS)**

5/25	vs. California	W	2-1
5/27	vs. Southern Miss	W	3-1
5/28	vs. Arizona	W	1-0
5/29	vs. UCLA	W	3-1

**2001 (1-2)**

5/24	vs. Michigan	W	2-0
5/25	vs. Arizona	L	4-5
5/26	vs. LSU	L	1-2

**2002 (0-2)**

5/23	vs. California	L	2-4
5/25	vs. UCLA	L	0-2

**2003 (1-2)**

5/22	vs. Washington	L	1-3
5/24	vs. Alabama	W	6-3 (9)
	vs. California	L	2-5

**2004 (1-2)**

5/27	vs. Washington	W	6-2
5/28	vs. California	L	1-2
5/29	vs. Stanford	L	2-3

**2011 (0-2)**

6/2	vs. Arizona State	L	1-3
6/4	vs. Missouri	L	1-4

**2012 (4-2)**

5/31	vs. USF	W	5-1
6/1	vs. California	W	3-0
6/3	vs. Arizona State	W	5-3
6/4	vs. Alabama	W	4-1
6/5	vs. Alabama	L	6-8
6/6	vs. Alabama	L	4-5

**2013 (5-0, NATIONAL CHAMPIONS)**

5/30	vs. Michigan	W	7-1
6/1	vs. Texas	W	10-2 (5)
6/2	vs. Washington	W	6-2
6/3	vs. Tennessee	W	5-3 (12)
6/4	vs. Tennessee	W	4-0

**2014 (1-2)**

5/29	vs. Alabama	L	2-6
5/31	vs. Louisiana-Lafayette	W	3-1
5/31	vs. Oregon	L	2-4





**OKLAHOMA SINGLE GAME (INDIVIDUAL)**

*Batting*

Runs Scored .....2, 10x, MR: Lauren Chamberlain vs. Tennessee (6/3/13)

Hits .....4, Christy Ring vs. LSU (5/26/01)

Runs Batted In .....4, 2x, MR: Keilani Ricketts vs. Tennessee (6/4/13)

Doubles .....1, several times, MR: Brittany Williams vs. Louisiana-Lafayette (5/31/14)

Triples .....1, 4x, MR: Lauren Chamberlain vs. Tennessee (6/4/13)

Home Runs .....2, Lauren Chamberlain vs. Alabama (6/6/12)

Walks Drawn .....3, Georgia Casey vs. Texas (6/1/13)

Stolen Bases .....2, Christy Ring vs. Southern Miss (5/27/00)

*Fielding*

Putouts .....19, Lisa Carey vs. LSU (5/26/01)

Assists .....7, Keilani Ricketts vs. Tennessee (6/3/13)

*Pitching*

Innings Pitched .....12.2, Jennifer Stewart vs. LSU (5/26/01)

Strikeouts .....16, Keilani Ricketts vs. California (6/1/12)

**OPPONENT SINGLE GAME (INDIVIDUAL)**

*Batting*

Runs Scored .....2, 3x, MR: Nikki Udria of Oregon (5/31/14)

Hits .....3, 2x, MR: Toni Mascarenas of Arizona (5/25/01)

Runs Batted In .....3, 5x, MR: Peyton Grantham of Alabama (5/29/14)

Doubles .....1, 18x, MR: Nikki Udria, Kailee Cuico and Janie Takeda of Oregon (5/31/14)

Triples .....1, Meghan Sickler of Stanford (5/29/04)

Home Runs .....1, 16x, MR: Lexie Elkins of Louisiana-Lafayette (5/31/14)

Walks Drawn .....3, Veronica Nelson of California (5/23/02)

Stolen Bases .....2, Jamia Reid of California (6/1/12)

*Fielding*

Putouts .....18, Jennifer Schuelke of LSU (5/26/01)

Assists .....5, 3x, MR: Nikki Udria of Oregon (5/31/14)

*Pitching*

Innings Pitched .....13.0, Britni Sneed of LSU (5/26/01)

Runs Allowed .....7, Sara Driesenga of Michigan (5/30/13)

Walks Allowed .....7, Kaitlin Inglesby of Washington (6/2/13)

Strikeouts .....19, Britni Sneed of LSU (5/26/01)

Hits Allowed .....11, Jackie Traina of Alabama (6/4/12)

**WCWS RECORD VS. OPPONENTS**

Alabama	2-3
Arizona	1-1
Arizona State	1-1
California	2-3
Louisiana-Lafayette	1-0
LSU	0-1
Michigan	2-0
Missouri	0-1
Oregon	0-1
Southern Mississippi	1-0
Stanford	0-1
Tennessee	2-0
Texas	1-0
UCLA	1-1
USF	1-0
Washington	2-1
<b>Total</b>	<b>17-14</b>



Keilli Braitsch, 2000-2003



2000 National Champions

**OKLAHOMA SINGLE GAME (TEAM)**

*Batting*

Runs Scored ..... 21 vs. Arkansas (5/16/09)  
 Hits ..... 23 vs. Arkansas (5/16/09)  
 Runs Batted In..... 19, 2x, MR: vs. Lehigh (5/18/12)  
 Doubles..... 5, 2x, MR: vs. Tennessee (6/3/13)  
 Triples ..... 2 vs. Alabama (6/5/12)  
 Home Runs..... 5, 2x, MR: vs. Tennessee (5/25/14)  
 Walks Drawn..... 10 vs. Texas A&M (5/17/02)  
 Strikeouts..... 19, 2x, MR: vs. Michigan (5/21/06)  
 Stolen Bases..... 4 vs. Southern Miss (5/27/00)  
 Hit by Pitch..... 4 vs. Louisiana-Lafayette (5/23/04)  
 Runners LOB..... 16 vs. Arkansas (5/17/08)

*Fielding*

Putouts ..... 38 vs. LSU (5/26/01)  
 Assists ..... 23 vs. LSU (5/26/01)  
 Errors..... 4, 5x, MR: vs. Missouri (6/4/11)  
 Double Plays Turned..... 2, 3x, MR: vs. Tennessee (5/24/14)

*Pitching*

Runs Allowed ..... 12 vs. Louisiana-Lafayette (5/23/04)  
 Walks Allowed ..... 8 vs. UNLV (5/19/95)  
 Strikeouts..... 19 vs. Iona (5/20/11)  
 Hits Allowed..... 18 vs. Louisiana-Lafayette (5/23/04)  
 Hit Batters..... 6 vs. Alabama (6/5/12)

*Miscellaneous*

Longest Game ..... 13 innings vs. LSU (5/26/01)

**OPPONENT SINGLE GAME (TEAM)**

*Batting*

Runs Scored ..... 12, Louisiana-Lafayette (5/23/04)  
 Hits ..... 18, Louisiana-Lafayette (5/23/04)  
 Runs Batted In..... 10, Louisiana-Lafayette (5/23/04)  
 Doubles..... 5, Louisiana-Lafayette (5/23/04)  
 Triples ..... 1, 6x, MR: Washington (5/28/10)  
 Home Runs..... 3, Texas A&M (5/18/14)  
 Walks Drawn ..... 8, UNLV (5/19/95)  
 Strikeouts..... 19, Iona (5/20/11)  
 Stolen Bases..... 3, 2x, MR: California (6/1/12)  
 Hit by Pitch..... 6, Alabama (6/5/12)  
 Runners LOB..... 12, Arizona (5/28/05)

*Fielding*

Putouts ..... 39, LSU (5/26/01)  
 Assists ..... 15, 3x, MR: Tulsa (5/22/11)  
 Errors..... 5, Northern Iowa (5/17/96)  
 Double Plays Turned..... 2, 2x, MR: Iona (5/20/11)

*Pitching*

Runs Allowed ..... 21, Arkansas (5/16/09)  
 Walks Allowed ..... 10, Texas A&M (5/17/02)  
 Strikeouts..... 19, 2x, MR: Michigan (5/21/06)  
 Hits Allowed..... 23, Arkansas (5/16/09)  
 Hit Batters ..... 4, Louisiana-Lafayette (5/23/04)

**NCAA CHAMPIONSHIP RECORD VS. OPPONENTS**

Alabama .....	2-3
Arizona.....	7-5
Arizona State.....	1-1
Arkansas .....	4-0
Bethune-Cookman.....	1-0
Bryant.....	1-0
California.....	2-3
Cal State Northridge.....	1-0
Colgate.....	1-0
DePaul.....	0-2
Fordham .....	2-0
Harvard .....	3-0
Iona.....	1-0
Iowa.....	0-2
Kent State .....	1-1
Lehigh.....	2-0
Long Beach State .....	1-0
Louisiana-Lafayette .....	3-1
LSU.....	0-2
Marist.....	1-0
Massachusetts.....	2-2
Michigan.....	2-2
Missouri .....	0-1
Missouri State .....	1-0
North Carolina.....	1-0
North Dakota State.....	0-1
Northern Iowa.....	2-0
Northwestern.....	1-0
Oklahoma State .....	1-2
Oregon.....	3-1
Oregon State .....	4-0
Southern Miss .....	1-1
Stanford.....	0-1
Syracuse.....	1-0
Temple.....	1-0
Tennessee .....	4-1
Texas.....	2-0
Texas A&M .....	6-0
Tulsa.....	3-2
UCLA.....	1-1
UNLV.....	1-2
USF.....	2-0
UT-Arlington .....	1-0
Utah.....	2-0
Washington.....	5-3
Wichita State.....	1-0
<b>Total .....</b>	<b>82-40</b>



**OKLAHOMA SINGLE GAME (INDIVIDUAL)**

*Batting*

Runs Scored .....	4, 2x, MR: Katie Norris and Amber Flores vs. Arkansas (5/16/09)
Hits .....	4, 5x, MR: Shelby Pendley vs. Bryant (5/16/14)
Runs Batted In .....	6, 2x, MR: Keilani Ricketts vs. Lehigh (5/18/12)
Doubles .....	2, 3x, MR: Haley Anderson vs. Syracuse (5/21/10)
Triples .....	1, 12x, MR: Destinee Martinez vs. Texas A&M (5/18/14)
Home Runs .....	3, Amber Flores at Washington (5/27/10)
Walks Drawn .....	4, Keilani Ricketts vs. Tulsa (5/22/11)
Stolen Bases .....	2, 4x, MR: Brianna Turang vs. Arizona (5/25/12)

*Fielding*

Putouts .....	19, Lisa Carey vs. LSU (5/26/01)
Assists .....	7, 2x, MR: Keilani Ricketts vs. Tennessee (6/3/13)

*Pitching*

Innings Pitched .....	12.2, Jennifer Stewart vs. LSU (5/26/01)
Strikeouts .....	19, Keilani Ricketts vs. Iona (5/20/11)

**OPPONENT SINGLE GAME (INDIVIDUAL)**

*Batting*

Runs Scored .....	4, Ashley Evans of Louisiana-Lafayette (5/23/04)
Hits .....	3, 13x, MR: Miranda Dixon, Dayna Huckabee and Samantha Buckner of Arkansas (5/17/08)
Runs Batted In .....	4, 3x, MR: Cali Lanphear of Texas A&M (5/17/14)
Doubles .....	2, Joy Webre of Louisiana-Lafayette (5/23/04)
Triples .....	1, 5x, MR: Niki Williams of Washington (5/28/10)
Home Runs .....	2, 2x, MR: Whitney Cloer of Arkansas (5/16/09)
Walks Drawn .....	3, 4x, MR: Kristie Fox of Arizona (5/28/05)
Stolen Bases .....	2, Jamia Reid of California (6/1/12)

*Fielding*

Putouts .....	19, Becky Marx of Michigan (5/21/06)
Assists .....	7, Meredith Bagley of Harvard (5/16/98)

*Pitching*

Innings Pitched .....	13.0, Britni Sneed of LSU (5/26/01)
Runs Allowed .....	14, Elle Madsen of Bryant (5/16/14)
Walks Allowed .....	9, Jessica Slataper of Texas A&M (5/17/02)
Strikeouts .....	19, 2x, MR: Jennie Ritter of Michigan (5/21/06)
Hits Allowed .....	18, 2x, MR: Elle Madsen of Bryant (5/16/14)



Katie Norris, 2009-2012



**AMERICA EAST (2-0)**

Maine ..... 2-0

**AMERICAN ATHLETIC (54-14)**

Connecticut ..... 3-0  
 East Carolina ..... 2-0  
 Houston ..... 6-1  
 Memphis ..... 2-0  
 South Florida ..... 3-3  
 Tulsa ..... 38-10

**ATLANTIC 10 (13-4)**

Fordham ..... 2-0  
 Massachusetts ..... 6-3  
 Rhode Island ..... 1-1  
 Saint Joseph's (Pa.) ..... 1-0  
 Saint Louis ..... 3-0

**ATLANTIC COAST (33-17)**

Boston College ..... 1-0  
 Florida State ..... 6-6  
 Georgia Tech ..... 0-1  
 Louisville ..... 5-3  
 North Carolina ..... 7-0  
 North Carolina State ..... 1-2  
 Notre Dame ..... 5-4  
 Pittsburgh ..... 1-0  
 Syracuse ..... 3-0  
 Virginia ..... 3-1  
 Virginia Tech ..... 1-0

**ATLANTIC SUN (4-0)**

Lipscomb ..... 2-0  
 Setson ..... 2-0

**BIG 12 (322-182)**

Baylor ..... 48-11  
 Iowa State ..... 68-28  
 Kansas ..... 56-42  
 Oklahoma State ..... 79-70  
 Texas ..... 28-24  
 Texas Tech ..... 43-8

**BIG EAST (30-18)**

Butler ..... 3-0  
 Creighton ..... 16-11  
 DePaul ..... 7-6  
 Providence ..... 1-1  
 Seton Hall ..... 1-0  
 Villanova ..... 2-0

**BIG SKY (10-2)**

Northern Colorado ..... 3-0  
 Portland State ..... 1-0  
 Sacramento State ..... 2-2  
 Southern Utah ..... 3-0  
 Weber State ..... 1-0

**BIG SOUTH (2-1)**

Liberty ..... 1-0  
 Winthrop ..... 1-1

**BIG TEN (107-76-2)**

Illinois ..... 4-1-1  
 Indiana ..... 9-2-1  
 Iowa ..... 9-4  
 Michigan ..... 7-12  
 Michigan State ..... 4-3  
 Minnesota ..... 3-6  
 Nebraska ..... 41-44  
 Northwestern ..... 13-2  
 Ohio State ..... 6-0  
 Penn State ..... 4-1  
 Purdue ..... 1-0  
 Rutgers ..... 3-0  
 Wisconsin ..... 3-1

**BIG WEST (37-20)**

Cal Poly ..... 6-0  
 Cal State Fullerton ..... 5-10  
 Cal State Northridge ..... 7-6  
 Hawai'i ..... 2-3  
 Long Beach State ..... 10-1  
 UC Davis ..... 1-0  
 UC Riverside ..... 3-0  
 UC Santa Barbara ..... 3-0

**COLONIAL ATHLETIC (0-1)**

Hofstra ..... 0-1

**CONFERENCE USA (52-11)**

Florida Atlantic ..... 2-2  
 Florida International ..... 5-0  
 Louisiana Tech ..... 7-4  
 North Texas ..... 25-0  
 Southern Mississippi ..... 2-3  
 Texas-San Antonio ..... 3-1  
 UAB ..... 6-1  
 UTEP ..... 2-0

**HORIZON LEAGUE (8-1)**

Illinois-Chicago ..... 6-1  
 Valparaiso ..... 2-0

**IVY LEAGUE (9-0)**

Harvard ..... 3-0  
 Pennsylvania ..... 3-0  
 Princeton ..... 2-0  
 Yale ..... 1-0

**METRO ATLANTIC ATHLETIC (5-0)**

Fairfield ..... 2-0  
 Iona ..... 1-0  
 Manhattan ..... 1-0  
 Marist ..... 1-0

**MID-AMERICAN (21-12)**

Ball State ..... 1-0  
 Bowling Green ..... 2-0  
 Central Michigan ..... 3-4  
 Eastern Michigan ..... 1-0  
 Kent State ..... 7-0  
 Miami (Ohio) ..... 0-1  
 Northern Illinois ..... 7-2  
 Toledo ..... 1-1  
 Western Michigan ..... 2-4

**MID-EASTERN ATHLETIC (3-0)**

Bethune-Cookman ..... 1-0  
 Florida A&M ..... 2-0

**MISSOURI VALLEY (96-24)**

Bradley ..... 1-0  
 Drake ..... 6-0  
 Evansville ..... 2-0  
 Illinois State ..... 13-1  
 Indiana State ..... 1-0  
 Missouri State ..... 16-12  
 Northern Iowa ..... 6-2  
 Southern Illinois ..... 8-2  
 Wichita State ..... 43-7

**MOUNTAIN WEST (53-34)**

Boise State ..... 3-0  
 Colorado State ..... 7-4  
 Fresno State ..... 7-11  
 Nevada ..... 3-0  
 New Mexico ..... 13-5  
 San Diego State ..... 9-1  
 San Jose State ..... 0-2  
 UNLV ..... 9-3  
 Utah State ..... 2-6

**NORTHEAST (4-1)**

Bryant ..... 2-0  
 Robert Morris ..... 2-1

**OHIO VALLEY (10-1)**

Austin Peay ..... 1-0  
 Eastern Illinois ..... 1-0  
 Southeast Missouri ..... 2-1  
 Southern Illinois-Edwardsville ..... 2-0  
 Tennessee Tech ..... 4-0

**PAC-12 (87-84)**

Arizona ..... 19-26  
 Arizona State ..... 11-13  
 California ..... 6-11  
 Oregon ..... 9-5  
 Oregon State ..... 13-2  
 Stanford ..... 2-3  
 UCLA ..... 2-9  
 Utah ..... 15-5  
 Washington ..... 10-10



**PATRIOT LEAGUE (6-1)**

Boston.....	2-1
Colgate.....	1-0
Lehigh.....	3-0

**SOUTHEASTERN (153-99)**

Alabama.....	3-7
Arkansas.....	19-2
Auburn.....	2-0
Florida.....	4-1
Georgia.....	2-2
Kentucky.....	5-1
LSU.....	9-6
Mississippi.....	3-0
Mississippi State.....	2-0
Missouri.....	51-41
South Carolina.....	2-5
Tennessee.....	4-4
Texas A&M.....	47-30

**SOUTHERN (3-0)**

Chattanooga.....	1-0
Samford.....	2-0

**SOUTHLAND (55-10)**

Central Arkansas.....	7-0
McNeese State.....	10-2
Nicholls State.....	5-1
Northwestern State.....	6-0
Sam Houston State.....	10-7
Southeastern Louisiana.....	3-0
Stephen F. Austin.....	12-0
Texas A&M-Corpus Christi.....	2-0

**SOUTHWESTERN ATHLETIC (3-0)**

Arkansas-Pine Bluff.....	3-0
--------------------------	-----

**SUMMIT LEAGUE (6-5)**

Nebraska-Omaha.....	2-0
North Dakota State.....	2-1
Western Illinois.....	2-4

**SUN BELT (58-37)**

Appalachian State.....	2-0
Georgia State.....	1-0
Louisiana Lafayette.....	11-15
Louisiana Monroe.....	14-2
Texas-Arlington.....	23-19
Texas State.....	5-1
Troy.....	2-0

**WEST COAST (17-5)**

BYU.....	3-1
Loyola Marymount.....	3-0
Pacific.....	8-2
Santa Clara.....	2-0
St. Mary's (Calif.).....	1-2

**WESTERN ATHLETIC (26-3)**

Cal State Bakersfield.....	2-0
New Mexico State.....	18-3
UMKC.....	4-0
Utah Valley.....	2-0

**NON-DIVISION I\* (245-84)**

Adelphi.....	0-1
Adrian College.....	1-0
Angelo State.....	2-0
Aquinas College.....	2-0
Barry.....	3-0
Birmingham Southern.....	2-0
Buena Vista.....	3-0
Cal Poly-Pomona.....	2-2
Cameron.....	13-1
Carthage.....	1-0
Centenary.....	6-0
Central Arizona.....	1-1
Central Oklahoma.....	23-11
Chapman College.....	1-1
Eastern Oklahoma.....	4-0
Edinborough.....	1-0
Emporia State.....	2-1
Fullerton College.....	0-2
Grand Valley State.....	1-0
Kansas State.....	15-4
Kearney State.....	4-0
Keene State.....	1-0
Lady of the Lake.....	1-0
Madonna.....	2-0
Mesa CC.....	1-0
Metro State.....	1-0
Midwestern State.....	1-1
Minnesota-Duluth.....	1-0
Nebraska Wesleyan.....	1-0
New Haven.....	1-0
New Mexico Highlands.....	1-0
Northeast Missouri.....	2-0
Northeast Oklahoma.....	3-0
Northern Arizona.....	0-1
Northwest Missouri.....	2-0
Northwest Oklahoma.....	4-4
Northwood.....	3-0
Oklahoma Baptist.....	25-6
Oklahoma Christian.....	7-0
Oklahoma City.....	36-17
Phillips.....	2-0
Pima.....	1-0

Pittsburgh State.....	1-1
Quincy College.....	1-0
Regis.....	2-0
Saint Edwards.....	1-1
St. Gregory's.....	5-0
Saint Thomas.....	1-0
Slippery Rock.....	1-0
Southwest Baptist.....	1-0
Southwest Oklahoma State.....	9-2
Tarkio.....	1-3
Tarleton State.....	1-0
Temple.....	5-0
Texas Lutheran.....	1-0
Texas Pan American.....	1-0
Texas Wesleyan.....	9-2
Texas Woman's.....	2-15
USAO.....	3-2
US International.....	3-0
Washburn.....	3-2
Wayne State.....	1-0
West Texas A&M.....	6-2
Wyoming.....	4-1

*\* Teams may be a member of Division I in other sports but do not currently support a Division I softball program.*

**ADELPHI**  
**OU Trails:** 0-1  
**Neutral:** 0-1  
**Date Location W/L Score**  
 3-16-90 Tallahassee, Fla. L 2-4

**ADRIAN COLLEGE**  
**OU Leads:** 1-0  
**Neutral:** 1-0  
**Date Location W/L Score**  
 3-5-93 Fort Myers, Fla. W 12-2

**ALABAMA**  
**OU Trails:** 3-7  
**Neutral:** 3-7  
**Date Location W/L Score**  
 2-16-97 Oklahoma City, Okla. W 12-0  
 2-22-02 Columbus, Ga. L 1-6  
 5-24-03 Oklahoma City, Okla. W 6-3 (9)  
 2-11-05 Houston, Texas L 0-2  
 3-16-06 Fullerton, Calif. L 0-5  
 2-21-09 Cathedral City, Calif. L 3-4  
 6-4-12 Oklahoma City, Okla. W 4-1  
 6-5-12 Oklahoma City, Okla. L 6-8  
 6-6-12 Oklahoma City, Okla. L 4-5  
 5-29-14 Oklahoma City, Okla. L 2-6

**ANGELO STATE**  
**OU Leads:** 2-0  
**Neutral:** 2-0  
**Date Location W/L Score**  
 5-4-78 Denton, Texas W 10-1  
 9-15-79 College Station, Texas W 12-3

**APPALACHIAN STATE**  
**OU Leads:** 2-0  
**Neutral:** 2-0  
**Date Location W/L Score**  
 2-4-05 Clearwater, Fla. W 6-2  
 2-11-11 Tempe, Ariz. W 8-0 (5)

**AQUINAS COLLEGE**  
**OU Leads:** 2-0  
**Neutral:** 2-0  
**Date Location W/L Score**  
 3-9-92 Fort Myers, Fla. W 9-0  
 3-6-93 Fort Myers, Fla. W 3-2

**ARIZONA**  
**OU Trails:** 19-26  
**In Norman:** 4-1  
**In Tucson:** 6-15  
**Neutral:** 9-10  
**Date Location W/L Score**  
 3-14-79 Tucson, Ariz. L 3-4  
 3-14-79 Tucson, Ariz. W 4-3  
 3-15-80 Las Cruces, N.M. W 10-2  
 3-17-83 Norman, Okla. W 2-1  
 3-24-84 Fullerton, Calif. L 1-2  
 3-15-85 Norman, Okla. W 1-0  
 3-8-86 Albuquerque, N.M. W 1-0  
 3-19-87 Houston, Texas L 0-10  
 3-6-88 Las Cruces, N.M. L 2-11  
 2-15-90 Tucson, Ariz. L 0-8  
 2-24-95 College Station, Texas L 1-12  
 2-25-95 College Station, Texas L 2-8  
 3-10-95 Tucson, Ariz. L 0-7  
 3-10-95 Tucson, Ariz. L 5-13  
 3-14-95 Tucson, Ariz. L 1-19  
 3-14-95 Tucson, Ariz. L 3-11  
 3-8-96 Tucson, Ariz. L 0-10  
 3-10-96 Tucson, Ariz. L 0-10  
 3-21-96 Fullerton, Calif. L 1-2  
 3-6-98 Tucson, Ariz. L 4-6  
 3-6-98 Tucson, Ariz. W 4-3  
 2-20-00 Tucson, Ariz. L 0-6  
 5-28-00 Oklahoma City, Okla. W 1-0  
 3-4-01 Tucson, Ariz. L 2-6  
 5-25-01 Oklahoma City, Okla. L 4-5 (8)  
 4-17-02 Oklahoma City, Okla. L 0-1 (9)  
 3-19-04 Fullerton, Calif. L 1-9  
 5-22-04 Tucson, Ariz. W 3-2

3-19-05 Fullerton, Calif. L 0-4  
 5-27-05 Tucson, Ariz. L 0-6  
 5-28-05 Tucson, Ariz. L 6-7  
 3-15-07 Fullerton, Calif. W 6-1  
 3-18-07 Fullerton, Calif. W 11-0  
 5-23-08 Tucson, Ariz. L 1-3  
 5-24-08 Tucson, Ariz. W 2-0  
 5-24-08 Tucson, Ariz. L 2-5  
 3-19-10 Fullerton, Calif. L 3-4  
 2-12-11 Tempe, Ariz. W 11-1 (5)  
 3-17-11 Fullerton, Calif. W 5-2  
 5-27-11 Tucson, Ariz. W 6-0  
 5-28-11 Tucson, Ariz. W 5-2  
 5-25-12 Norman, Okla. W 6-0  
 5-26-12 Norman, Okla. W 7-1  
 2-21-13 Palm Springs, Calif. W 5-0  
 3-16-13 Fullerton, Calif. W 4-0

**ARIZONA STATE**  
**OU Trails:** 11-13  
**In Norman:** 0-4  
**In Tempe:** 3-4  
**Neutral:** 8-5  
**Date Location W/L Score**  
 3-15-79 Tempe, Ariz. L 0-3  
 3-14-80 Las Cruces, N.M. W 4-1  
 3-15-80 Las Cruces, N.M. W 5-2  
 4-10-81 College Station, Texas L 0-4  
 3-16-82 Norman, Okla. L 0-2  
 3-17-82 Norman, Okla. L 0-1  
 3-13-84 Norman, Okla. L 2-5  
 3-12-85 Norman, Okla. L 1-2 (8)  
 3-23-85 Fullerton, Calif. W 3-2  
 3-19-87 Houston, Texas L 4-12 (10)  
 3-5-88 Las Cruces, N.M. L 2-3  
 3-25-88 Sunnyvale, Calif. L 3-4  
 3-3-89 Las Cruces, N.M. L 2-7  
 2-28-03 Tempe, Ariz. W 7-2  
 3-1-03 Tempe, Ariz. W 6-0  
 3-2-03 Tempe, Ariz. W 8-5  
 3-13-03 Fullerton, Calif. W 5-3  
 3-17-05 Fullerton, Calif. W 6-1  
 2-20-09 Cathedral City, Calif. W 8-6  
 3-18-10 Fullerton, Calif. W 5-4  
 2-12-11 Tempe, Ariz. L 3-4  
 6-2-11 Oklahoma City, Okla. L 1-3  
 6-3-12 Oklahoma City, Okla. W 5-3  
 2-14-14 Tempe, Ariz. L 0-7

**ARKANSAS**  
**OU Leads:** 19-2  
**In Norman:** 10-1  
**In Fayetteville:** 7-1  
**Neutral:** 2-0  
**Date Location W/L Score**  
 2-13-00 Grand Prairie, Texas W 5-3  
 2-23-00 Norman, Okla. W 3-0  
 2-23-00 Norman, Okla. W 6-2  
 2-10-01 Grand Prairie, Texas W 8-1  
 2-20-01 Fayetteville, Ark. W 2-0  
 2-20-01 Fayetteville, Ark. W 3-2  
 3-2-05 Norman, Okla. W 12-0  
 3-2-05 Norman, Okla. W 8-0  
 5-1-06 Fayetteville, Ark. W 5-4  
 5-1-06 Fayetteville, Ark. W 5-0  
 2-28-07 Norman, Okla. W 14-0  
 2-28-07 Norman, Okla. W 10-2  
 4-7-08 Fayetteville, Ark. L 2-3  
 4-7-08 Fayetteville, Ark. W 3-2  
 5-17-08 Norman, Okla. W 6-5 (11)  
 4-8-09 Norman, Okla. L 9-11  
 5-16-09 Norman, Okla. W 21-2  
 3-24-10 Fayetteville, Ark. W 6-1  
 5-18-13 Norman, Okla. W 10-5  
 5-19-13 Norman, Okla. W 14-1 (5)  
 4-30-14 Fayetteville, Ark. W 10-2 (5)

**ARKANSAS-PINE BLUFF**  
**OU Leads:** 3-0  
**In Norman:** 3-0  
**Date Location W/L Score**  
 3-12-11 Norman, Okla. W 15-0 (5)

2-28-14 Norman, Okla. W 10-0 (5)  
 2-28-14 Norman, Okla. W 35-1 (5)

**AUBURN**  
**OU Leads:** 2-0  
**In Norman:** 1-0  
**Neutral:** 1-0  
**Date Location W/L Score**  
 3-1-02 Miami, Fla. W 6-2  
 3-4-11 Norman, Okla. W 6-0

**AUSTIN PEAY**  
**OU Leads:** 1-0  
**In Norman:** 1-0  
**Date Location W/L Score**  
 3-6-12 Norman, Okla. W 8-0 (5)

**BALL STATE**  
**OU Leads:** 1-0  
**Neutral:** 1-0  
**Date Location W/L Score**  
 3-11-94 Tampa, Fla. W 1-0

**BARRY**  
**OU Leads:** 3-0  
**Neutral:** 3-0  
**Date Location W/L Score**  
 3-16-91 Fort Myers, Fla. W 8-7  
 3-16-91 Fort Myers, Fla. W 5-4  
 3-9-92 Fort Myers, Fla. W 8-0

**BAYLOR**  
**OU Leads:** 48-11  
**In Norman:** 19-5  
**In Waco:** 15-5  
**Neutral:** 14-1  
**Date Location W/L Score**  
 9-21-79 Denton, Texas L 0-2  
 9-29-79 Nacogdoches, Texas W 5-1  
 9-12-80 San Antonio, Texas W 4-1  
 9-19-80 Nacogdoches, Texas W 8-0  
 9-27-80 Denton, Texas W 7-1  
 3-17-83 Norman, Okla. L 3-5  
 3-20-87 Houston, Texas W 5-3  
 4-24-87 Stillwater, Okla. W 10-1  
 4-25-87 Stillwater, Okla. W 2-1  
 3-6-88 Las Cruces, N.M. W 3-0  
 3-10-88 Norman, Okla. L 2-3  
 3-9-97 Oklahoma City, Okla. W 3-0  
 3-15-97 Houston, Texas W 3-0  
 3-15-97 Houston, Texas W 3-1  
 4-5-97 Norman, Okla. W 1-0  
 4-5-97 Norman, Okla. W 2-0  
 3-13-98 Norman, Okla. W 5-4  
 3-14-98 Norman, Okla. W 9-0  
 4-4-98 Waco, Texas W 5-1  
 4-4-98 Waco, Texas W 5-3  
 5-1-98 Oklahoma City, Okla. W 3-2  
 3-6-99 Norman, Okla. W 6-1  
 3-6-99 Norman, Okla. W 4-2  
 4-21-00 Waco, Texas W 6-0  
 4-22-00 Waco, Texas W 8-1  
 3-2-01 Tucson, Ariz. W 2-1  
 4-21-01 Norman, Okla. W 16-0  
 4-22-01 Norman, Okla. W 7-1  
 4-27-02 Waco, Texas W 5-1 (10)  
 4-28-02 Waco, Texas W 2-0  
 3-29-03 Norman, Okla. W 2-0  
 3-30-03 Norman, Okla. W 3-0  
 5-3-03 Oklahoma City, Okla. W 1-0  
 3-29-04 Waco, Texas L 1-3 (10)  
 3-29-04 Waco, Texas L 1-4  
 5-13-04 Oklahoma City, Okla. W 5-2  
 4-18-05 Norman, Okla. W 2-0  
 4-18-05 Norman, Okla. L 5-6  
 4-10-06 Waco, Texas W 9-7  
 4-10-06 Waco, Texas L 1-5  
 4-18-07 Norman, Okla. W 3-2 (8)  
 4-18-07 Norman, Okla. W 7-4  
 4-30-08 Waco, Texas W 4-0  
 4-30-08 Waco, Texas W 9-4  
 4-1-09 Norman, Okla. L 0-5



# SERIES HISTORY

4-1-09	Norman, Okla.	W	4-0
4-21-10	Waco, Texas	W	6-1
4-21-10	Waco, Texas	W	3-1
4-9-11	Norman, Okla.	W	3-2
4-10-11	Norman, Okla.	L	2-5
3-23-12	Waco, Texas	W	2-0
3-24-12	Waco, Texas	W	5-0
3-25-12	Waco, Texas	L	0-1
4-5-13	Norman, Okla.	W	8-3
4-6-13	Norman, Okla.	W	9-3
4-7-13	Norman, Okla.	W	8-0 (6)
4-11-14	Waco, Texas	W	3-2
4-12-14	Waco, Texas	W	2-0
4-13-14	Waco, Texas	L	6-8

**BETHUNE COOKMAN**  
**OU Leads:** 1-0  
**Neutral:** 1-0  
**Date Location W/L Score**  
 5-15-03 Gainesville, Fla. W 5-1

**BIRMINGHAM SOUTHERN**  
**OU Leads:** 2-0  
**In Norman:** 2-0  
**Date Location W/L Score**  
 2-16-07 Norman, Okla. W 14-1  
 2-18-07 Norman, Okla. W 17-0

**BOISE STATE**  
**OU Leads:** 3-0  
**Neutral:** 3-0  
**Date Location W/L Score**  
 2-20-10 Henderson, Nev. W 8-4  
 2-24-12 Palm Springs, Calif. W 9-0 (5)  
 2-20-14 Palm Springs, Calif. W 9-1 (5)

**BOSTON COLLEGE**  
**OU Leads:** 1-0  
**Neutral:** 1-0  
**Date Location W/L Score**  
 3-6-94 Gainesville, Fla. W 2-1

**BOSTON UNIVERSITY**  
**OU leads:** 2-1  
**Neutral:** 2-1  
**Date Location W/L Score**  
 3-8-93 Fort Myers, Fla. L 2-4  
 3-7-94 Gainesville, Fla. W 1-0  
 2-28-98 Columbus, Ga. W 5-0

**BOWLING GREEN**  
**OU Leads:** 2-0  
**Neutral:** 2-0  
**Date Location W/L Score**  
 3-24-94 Sacramento, Calif. W 7-2  
 3-15-09 Fullerton, Calif. W 8-0

**BRADLEY**  
**OU Leads:** 1-0  
**In Norman:** 1-0  
**Date Location W/L Score**  
 3-18-14 Norman, Okla. W 8-0 (6)

**BRYANT**  
**OU Leads:** 2-0  
**In Norman:** 1-0  
**Neutral:** 1-0  
**Date Location W/L Score**  
 3-8-92 Fort Myers, Fla. W 4-1  
 5-16-14 Norman, Okla. W 14-4 (5)

**BUENA VISTA COLLEGE**  
**OU Leads:** 3-0  
**In Norman:** 3-0  
**Date Location W/L Score**  
 3-16-81 Norman, Okla. W 6-5  
 3-17-81 Norman, Okla. W 11-1  
 3-22-83 Norman, Okla. W 10-0

**BUTLER**  
**OU Leads:** 3-0  
**Neutral:** 3-0  
**Date Location W/L Score**  
 3-17-91 Fort Myers, Fla. W 3-0  
 3-8-92 Fort Myers, Fla. W 17-0  
 3-7-93 Fort Myers, Fla. W 9-0

**BYU**  
**OU Leads:** 3-1  
**Neutral:** 3-1  
**Date Location W/L Score**  
 3-7-86 Albuquerque, N.M. W 1-0  
 4-24-86 Logan, Utah L 0-1  
 2-9-01 Grand Prairie, Texas W 6-3  
 2-15-08 Las Vegas, Nev. W 8-5

**CALIFORNIA**  
**OU Trails:** 6-11  
**In Norman:** 1-1  
**In Berkeley:** 0-2  
**Neutral:** 5-8  
**Date Location W/L Score**  
 4-25-80 Berkely, Calif. L 1-2  
 4-26-80 Berkely, Calif. L 0-1  
 3-20-81 Norman, Okla. W 2-1  
 3-25-81 Norman, Okla. L 0-1  
 5-22-81 Oklahoma City, Okla. L 1-4  
 3-26-88 Sunnyvale, Calif. L 5-11  
 3-26-93 Sunnyvale, Calif. L 0-1  
 3-27-94 Sacramento, Calif. L 5-6  
 2-27-98 Columbus, Ga. W 1-0  
 5-25-00 Oklahoma City, Okla. W 2-1  
 5-23-02 Oklahoma City, Okla. L 2-4  
 5-24-03 Oklahoma City, Okla. L 2-5  
 5-28-04 Oklahoma City, Okla. L 1-2 (8)  
 2-24-07 Palm Springs, Calif. W 11-3  
 3-15-08 Sacramento, Calif. L 0-2  
 2-20-10 Las Vegas, Nev. W 12-1  
 6-1-12 Oklahoma City, Okla. W 3-0

**CAL POLY POMONA**  
**Series tied:** 2-2  
**In Pomona:** 2-0  
**Neutral:** 0-2  
**Date Location W/L Score**  
 3-10-81 Pomona, Calif. W 3-1  
 3-10-81 Pomona, Calif. W 5-2  
 3-22-85 Fullerton, Calif. L 0-1 (9)  
 3-22-86 Fullerton, Calif. L 0-1

**CAL POLY SAN LUIS OBISPO**  
**OU leads:** 5-0  
**Neutral:** 5-0  
**Date Location W/L Score**  
 2-25-06 Palm Springs, Calif. W 5-2  
 2-17-08 Las Vegas, Nev. W 3-2  
 3-14-08 Sacramento, Calif. W 5-4 (8)  
 2-20-09 Cathedral City, Calif. W 3-2  
 2-26-11 Cathedral City, Calif. W 4-2

**CAL STATE BAKERSFIELD**  
**OU Leads:** 2-0  
**Neutral:** 2-0  
**Date Location W/L Score**  
 2-10-11 Tempe, Ariz. W 11-2 (5)  
 2-10-12 Las Vegas, Nev. W 6-0

**CAL STATE FULLERTON**  
**OU Trails:** 5-10  
**In Norman:** 1-0  
**In Fullerton:** 2-7  
**Neutral:** 2-3  
**Date Location W/L Score**  
 3-12-81 Fullerton, Calif. L 0-6  
 3-12-81 Fullerton, Calif. L 0-1 (11)  
 4-11-81 College Station, Texas L 0-3  
 3-23-84 Fullerton, Calif. L 0-1  
 3-3-88 Las Cruces, N.M. L 0-5  
 2-16-90 Tucson, Ariz. L 1-7  
 3-19-99 Fullerton, Calif. W 5-3  
 2-25-00 Norman, Okla. W 8-0

**3-14-02 Fullerton, Calif. L 0-6**  
**2-23-03 Columbus, Ga. W 3-0**  
**2-9-08 Fullerton, Calif. L 2-10**  
**3-14-09 Fullerton, Calif. L 3-4**  
**2-19-10 Henderson, Nev. W 7-1**  
**3-17-13 Fullerton, Calif. W 9-0 (5)**  
**2-7-14 Fullerton, Calif. L 1-3**

**CAL STATE NORTHRIDGE**  
**OU Leads:** 7-6  
**In Norman:** 1-0  
**In Northridge:** 3-3  
**Neutral:** 3-3  
**Date Location W/L Score**  
 3-11-81 Northridge, Calif. W 4-0  
 3-11-81 Northridge, Calif. L 1-3  
 4-16-82 Las Vegas, Nev. L 1-4  
 4-16-82 Las Vegas, Nev. L 0-2  
 3-19-86 Northridge, Calif. W 1-0  
 3-19-86 Northridge, Calif. L 1-2  
 3-2-96 Columbus, Ga. L 1-8  
 5-19-00 Norman, Okla. W 2-1  
 3-14-03 Fullerton, Calif. W 1-0  
 3-17-07 Fullerton, Calif. W 8-0  
 2-15-08 Las Vegas, Nev. W 5-1  
 3-17-10 Northridge, Calif. L 0-1  
 3-17-10 Northridge, Calif. W 4-1 (8)

**CAMERON**  
**OU Leads:** 13-1  
**In Norman:** 10-0  
**In Lawton:** 3-1  
**Date Location W/L Score**  
 4-21-79 Norman, Okla. W 7-1  
 3-21-88 Norman, Okla. W 7-0  
 3-21-88 Norman, Okla. W 16-1  
 4-4-91 Lawton, Okla. W 18-0  
 4-4-91 Lawton, Okla. L 0-3  
 4-23-91 Norman, Okla. W 10-3  
 4-23-91 Norman, Okla. W 9-3  
 3-19-92 Lawton, Okla. W 12-0  
 3-19-92 Lawton, Okla. W 7-0  
 4-21-92 Norman, Okla. W 8-1  
 4-21-92 Norman, Okla. W 11-0  
 4-21-92 Norman, Okla. W 8-0  
 4-19-93 Norman, Okla. W 7-0  
 4-19-93 Norman, Okla. W 11-0

**CARTHAGE COLLEGE**  
**OU Leads:** 1-0  
**In Norman:** 1-0  
**Date Location W/L Score**  
 3-25-81 Norman, Okla. W 3-2

**CENTENARY**  
**OU Leads:** 6-0  
**In Norman:** 4-0  
**Neutral:** 2-0  
**Date Location W/L Score**  
 2-7-04 Baton Rouge, La. W 8-0  
 2-8-04 Baton Rouge, La. W 9-1  
 3-14-04 Norman, Okla. W 6-0  
 3-14-04 Norman, Okla. W 9-0  
 3-9-07 Norman, Okla. W 6-1  
 3-10-07 Norman, Okla. W 11-1

**CENTRAL ARIZONA**  
**Series tied:** 1-1  
**In Coolidge:** 1-1  
**Date Location W/L Score**  
 3-13-95 Coolidge, Ariz. W 5-2  
 3-13-95 Coolidge, Ariz. L 0-1

**CENTRAL ARKANSAS**  
**OU Leads:** 7-0  
**In Norman:** 6-0  
**In Conway:** 1-0  
**Date Location W/L Score**  
 2-15-06 Norman, Okla. W 8-1  
 2-15-06 Norman, Okla. W 9-0  
 3-28-07 Norman, Okla. W 7-3  
 3-26-08 Norman, Okla. W 23-1

3-29-11	Norman, Okla.	W	8-3
4-28-12	Conway, Ark.	W	8-0 (6)
4-22-14	Norman, Okla.	W	8-0 (5)

**CENTRAL MICHIGAN**

<b>OU Trails:</b>	<b>3-4</b>		
<b>In Norman:</b>	<b>1-3</b>		
<b>Neutral:</b>	<b>2-1</b>		
<b>Date</b>	<b>Location</b>	<b>W/L</b>	<b>Score</b>
5-21-82	Norman, Okla.	L	1-3
3-15-83	Norman, Okla.	W	1-0 (8)
3-6-86	Albuquerque, N.M.	W	6-2
3-14-86	Norman, Okla.	L	1-5
3-14-87	Norman, Okla.	L	2-9
2-27-04	Columbus, Ga.	L	2-3
2-29-04	Columbus, Ga.	W	8-2

**CENTRAL OKLAHOMA**

<b>OU Leads:</b>	<b>23-11</b>		
<b>In Norman:</b>	<b>14-8</b>		
<b>In Edmond:</b>	<b>8-3</b>		
<b>Neutral:</b>	<b>1-0</b>		
<b>Date</b>	<b>Location</b>	<b>W/L</b>	<b>Score</b>
4-1-75	Edmond, Okla.	W	8-6
4-1-75	Edmond, Okla.	W	4-1
3-23-76	Norman, Okla.	L	8-13
4-9-76	Norman, Okla.	L	11-18
4-23-76	Norman, Okla.	W	6-5
3-17-77	Norman, Okla.	L	4-11
4-2-77	Edmond, Okla.	L	3-6
4-13-77	Weatherford, Okla.	W	8-5
4-29-77	Oklahoma City, Okla.	W	5-0
3-9-78	Edmond, Okla.	W	16-3
4-19-78	Norman, Okla.	W	6-4
3-8-79	Edmond, Okla.	W	9-1
3-8-79	Edmond, Okla.	W	13-0
3-27-79	Norman, Okla.	W	18-0
3-27-79	Norman, Okla.	W	6-0
5-4-79	Norman, Okla.	W	8-0
3-31-80	Norman, Okla.	L	4-5
4-7-81	Norman, Okla.	W	5-4
4-7-81	Norman, Okla.	L	2-4
4-28-81	Edmond, Okla.	W	4-1
3-30-82	Edmond, Okla.	W	5-2
3-30-82	Edmond, Okla.	L	4-5
4-26-83	Norman, Okla.	L	2-3
4-26-83	Norman, Okla.	W	7-0
3-3-87	Edmond, Okla.	L	1-2
3-3-87	Edmond, Okla.	W	9-1
4-27-88	Oklahoma City, Okla.	W	1-0
2-28-89	Norman, Okla.	W	2-0
2-28-89	Norman, Okla.	W	9-0
3-29-89	Oklahoma City, Okla.	L	2-3
3-29-89	Oklahoma City, Okla.	W	11-0
3-31-90	Norman, Okla.	W	6-1
3-28-91	Oklahoma City, Okla.	W	7-6
3-28-91	Oklahoma City, Okla.	L	0-1

**CHAPMAN COLLEGE**

<b>Series tied:</b>	<b>1-1</b>		
<b>In Orange:</b>	<b>1-1</b>		
<b>Date</b>	<b>Location</b>	<b>W/L</b>	<b>Score</b>
3-8-81	Orange, Calif.	W	3-1
3-8-81	Orange, Calif.	L	1-3

**CHATTANOOGA**

<b>OU Leads:</b>	<b>1-0</b>		
<b>Neutral:</b>	<b>1-0</b>		
<b>Date</b>	<b>Location</b>	<b>W/L</b>	<b>Score</b>
2-13-10	Clermont, Fla.	W	1-0

**COLGATE**

<b>OU Leads:</b>	<b>1-0</b>		
<b>Neutral:</b>	<b>1-0</b>		
<b>Date</b>	<b>Location</b>	<b>W/L</b>	<b>Score</b>
5-18-07	Amherst, Mass.	W	5-2

**COLORADO STATE**

<b>OU Leads:</b>	<b>7-4</b>		
<b>In Norman:</b>	<b>3-0</b>		
<b>In Fort Collins:</b>	<b>0-4</b>		
<b>Neutral:</b>	<b>4-0</b>		
<b>Date</b>	<b>Location</b>	<b>W/L</b>	<b>Score</b>
3-14-80	Las Cruces, N.M.	W	8-2
3-6-86	Albuquerque, N.M.	W	8-0
3-28-92	San Jose, Calif.	W	6-3
4-25-92	Fort Collins, Colo.	L	0-4
4-25-92	Fort Collins, Colo.	L	0-5
4-26-92	Fort Collins, Colo.	L	0-1
4-26-92	Fort Collins, Colo.	L	0-2
2-20-99	Norman, Okla.	W	5-3
2-20-99	Norman, Okla.	W	5-0
3-11-00	Norman, Okla.	W	9-0
3-14-08	Sacramento, Calif.	W	13-4

**CONNECTICUT**

<b>OU Leads:</b>	<b>3-0</b>		
<b>Neutral:</b>	<b>3-0</b>		
<b>Date</b>	<b>Location</b>	<b>W/L</b>	<b>Score</b>
3-26-94	Sacramento, Calif.	W	4-1
2-28-97	Columbus, Ga.	W	9-0
3-2-02	Miami, Fla.	W	4-2

**CREIGHTON**

<b>OU Leads:</b>	<b>16-11</b>		
<b>In Norman:</b>	<b>12-4</b>		
<b>In Omaha:</b>	<b>0-1</b>		
<b>Neutral:</b>	<b>4-6</b>		
<b>Date</b>	<b>Location</b>	<b>W/L</b>	<b>Score</b>
3-12-80	Las Cruces, N.M.	L	0-4
5-5-80	Norman, Okla.	L	0-3
4-4-81	Springfield, Mo.	L	3-4
4-4-81	Springfield, Mo.	W	1-0
9-18-81	Ames, Iowa	L	2-3
4-4-82	Springfield, Mo.	L	0-7
5-8-83	Omaha, Neb.	L	0-1
3-10-88	Norman, Okla.	L	0-1
3-10-89	Norman, Okla.	L	2-4
3-12-89	Norman, Okla.	L	0-3
3-18-89	Sunnyvale, Calif.	L	0-6
3-8-91	Tampa, Fla.	L	1-4
3-28-92	San Jose, Calif.	W	2-1
2-20-94	Grand Prairie, Texas	W	7-5
2-20-98	Norman, Okla.	W	4-3 (8)
2-22-98	Norman, Okla.	W	4-0
2-19-99	Norman, Okla.	W	12-0
2-19-99	Norman, Okla.	W	4-2
2-27-00	Norman, Okla.	W	2-0
2-17-01	Norman, Okla.	W	4-0
3-3-01	Tucson, Ariz.	W	11-3
2-15-02	Norman, Okla.	W	6-1
3-9-02	Norman, Okla.	W	8-0
3-10-02	Norman, Okla.	W	8-0
2-18-05	Norman, Okla.	W	8-0
2-19-05	Norman, Okla.	W	14-2
3-1-09	Norman, Okla.	W	5-3

**DEPAUL**

<b>OU Leads:</b>	<b>7-6</b>		
<b>In Norman:</b>	<b>0-2</b>		
<b>Neutral:</b>	<b>7-4</b>		
<b>Date</b>	<b>Location</b>	<b>W/L</b>	<b>Score</b>
2-23-92	Lafayette, La.	L	3-5
3-9-96	Tucson, Ariz.	W	2-1
3-22-96	Fullerton, Calif.	L	4-6
3-16-00	Fullerton, Calif.	W	5-4
3-17-01	Fullerton, Calif.	L	2-3
2-28-04	Columbus, Ga.	W	5-1
2-6-05	Clearwater, Fla.	L	1-4
3-18-07	Fullerton, Calif.	W	3-2 (8)
5-26-07	Norman, Okla.	L	0-3
5-27-07	Norman, Okla.	L	2-7
3-13-09	Fullerton, Calif.	W	5-2
3-17-11	Fullerton, Calif.	W	4-3 (8)
3-15-12	Fullerton, Calif.	W	18-1 (5)

**DRAKE**

<b>OU Leads:</b>	<b>6-0</b>		
<b>In Norman:</b>	<b>5-0</b>		
<b>Neutral:</b>	<b>1-0</b>		
<b>Date</b>	<b>Location</b>	<b>W/L</b>	<b>Score</b>
2-16-02	Norman, Okla.	W	15-0
3-6-05	Las Vegas, Nev.	W	10-0
3-8-08	Norman, Okla.	W	8-0
3-9-08	Norman, Okla.	W	8-0
3-8-13	Norman, Okla.	W	10-2 (6)
3-9-13	Norman, Okla.	W	13-0 (5)

**EAST CAROLINA**

<b>OU Leads:</b>	<b>2-0</b>		
<b>Neutral:</b>	<b>2-0</b>		
<b>Date</b>	<b>Location</b>	<b>W/L</b>	<b>Score</b>
3-14-93	Tampa, Fla.	W	2-1
3-13-94	Tampa, Fla.	W	11-1

**EAST CENTRAL**

<b>OU Leads:</b>	<b>1-0</b>		
<b>In Ada:</b>	<b>1-0</b>		
<b>Date</b>	<b>Location</b>	<b>W/L</b>	<b>Score</b>
3-27-76	Ada, Okla.	W	14-3

**EASTERN ILLINOIS**

<b>OU Leads:</b>	<b>1-0</b>		
<b>Neutral:</b>	<b>1-0</b>		
<b>Date</b>	<b>Location</b>	<b>W/L</b>	<b>Score</b>
4-8-95	Springfield, Mo.	W	8-2

**EASTERN MICHIGAN**

<b>OU Leads:</b>	<b>1-0</b>		
<b>Neutral:</b>	<b>1-0</b>		
<b>Date</b>	<b>Location</b>	<b>W/L</b>	<b>Score</b>
3-10-90	Tampa, Fla.	W	9-7

**EASTERN OKLAHOMA**

<b>OU Leads:</b>	<b>4-0</b>		
<b>In Norman:</b>	<b>4-0</b>		
<b>Date</b>	<b>Location</b>	<b>W/L</b>	<b>Score</b>
3-5-91	Norman, Okla.	W	10-2
3-5-91	Norman, Okla.	W	7-0
3-20-91	Norman, Okla.	W	12-0
3-20-91	Norman, Okla.	W	13-1

**EDINBUROUGH**

<b>OU Leads:</b>	<b>1-0</b>		
<b>Neutral:</b>	<b>1-0</b>		
<b>Date</b>	<b>Location</b>	<b>W/L</b>	<b>Score</b>
3-7-93	Fort Myers, Fla.	W	13-0

**EMPORIA STATE**

<b>OU Leads:</b>	<b>2-1</b>		
<b>In Norman:</b>	<b>2-0</b>		
<b>Neutral:</b>	<b>0-1</b>		
<b>Date</b>	<b>Location</b>	<b>W/L</b>	<b>Score</b>
4-2-77	Edmond, Okla.	L	1-6
4-3-79	Norman, Okla.	W	5-4
4-3-79	Norman, Okla.	W	4-0

**EVANSVILLE**

<b>OU Leads:</b>	<b>2-0</b>		
<b>In Norman:</b>	<b>2-0</b>		
<b>Date</b>	<b>Location</b>	<b>W/L</b>	<b>Score</b>
3-8-07	Norman, Okla.	W	6-2
3-9-07	Norman, Okla.	W	6-0

**FAIRFIELD**

<b>OU Leads:</b>	<b>2-0</b>		
<b>Neutral:</b>	<b>2-0</b>		
<b>Date</b>	<b>Location</b>	<b>W/L</b>	<b>Score</b>
3-14-91	Fort Myers, Fla.	W	12-1
3-9-92	Fort Myers, Fla.	W	7-2

**FLORIDA**

<b>OU Leads:</b>	<b>4-1</b>		
<b>In Gainesville:</b>	<b>1-0</b>		
<b>Neutral:</b>	<b>3-1</b>		
<b>Date</b>	<b>Location</b>	<b>W/L</b>	<b>Score</b>
2-28-98	Columbus, Ga.	W	1-0
3-20-98	Fullerton, Calif.	W	8-0





**SERIES HISTORY**

3-19-99	Fullerton, Calif.	W	5-1
2-8-03	Gainesville, Fla.	W	2-0
2-5-05	Clearwater, Fla.	L	0-3

**FLORIDA A&M**

<b>OU Leads:</b>	<b>2-0</b>		
<b>Neutral:</b>	<b>2-0</b>		
<b>Date</b>	<b>Location</b>	<b>W/L</b>	<b>Score</b>
3-15-90	Tallahassee, Fla.	W	3-1
3-15-90	Tallahassee, Fla.	W	13-1

**FLORIDA ATLANTIC**

<b>Series tied:</b>	<b>2-2</b>		
<b>Neutral:</b>	<b>2-2</b>		
<b>Date</b>	<b>Location</b>	<b>W/L</b>	<b>Score</b>
3-2-02	Miami, Fla.	L	5-6
3-2-02	Miami, Fla.	L	3-5
2-4-05	Clearwater, Fla.	W	12-0
2-13-10	Clermont, Fla.	W	9-0

**FLORIDA INTERNATIONAL**

<b>OU Leads:</b>	<b>5-0</b>		
<b>In Miami:</b>	<b>2-0</b>		
<b>Neutral:</b>	<b>3-0</b>		
<b>Date</b>	<b>Location</b>	<b>W/L</b>	<b>Score</b>
3-6-92	Fort Myers, Fla.	W	7-1
3-7-92	Fort Myers, Fla.	W	5-2
3-6-94	Gainesville, Fla.	W	7-1
3-1-02	Miami, Fla.	W	9-0
2-10-07	Miami, Fla.	W	9-1

**FLORIDA STATE**

<b>Series Tied:</b>	<b>6-6</b>		
<b>In Tallahassee:</b>	<b>0-1</b>		
<b>Neutral:</b>	<b>6-5</b>		
<b>Date</b>	<b>Location</b>	<b>W/L</b>	<b>Score</b>
4-24-87	Stillwater, Okla.	W	1-0
4-25-87	Stillwater, Okla.	L	1-6
3-11-90	Tampa, Fla.	W	1-0 (9)
3-16-90	Tallahassee, Fla.	L	2-3
3-10-91	Tampa, Fla.	L	1-7
5-20-94	Stillwater, Okla.	W	3-1
3-1-97	Columbus, Ga.	L	1-2 (8)
3-14-02	Fullerton, Calif.	L	0-1
2-28-04	Columbus, Ga.	L	2-3
2-26-05	Columbus, Ga.	W	3-0
3-12-09	Fullerton, Calif.	W	3-1
2-23-13	Palm Springs, Calif.	W	6-0

**FORDHAM**

<b>OU Leads:</b>	<b>2-0</b>		
<b>Neutral:</b>	<b>2-0</b>		
<b>Date</b>	<b>Location</b>	<b>W/L</b>	<b>Score</b>
5-22-10	College Park, Md.	W	1-0
5-23-10	College Park, Md.	W	2-0

**FRESNO STATE**

<b>OU Trails:</b>	<b>7-11</b>		
<b>In Norman:</b>	<b>2-1</b>		
<b>In Fresno:</b>	<b>1-4</b>		
<b>Neutral:</b>	<b>4-6</b>		
<b>Date</b>	<b>Location</b>	<b>W/L</b>	<b>Score</b>
3-20-86	Fullerton, Calif.	L	1-3
3-2-89	Las Cruces, N.M.	L	3-10
3-4-95	Las Cruces, N.M.	L	1-7
3-18-97	Fresno, Calif.	W	6-2
3-18-97	Fresno, Calif.	L	2-6
3-23-97	Fullerton, Calif.	W	2-0
3-19-98	Fullerton, Calif.	W	2-0
4-16-98	Norman, Okla.	W	4-2
4-16-98	Norman, Okla.	W	8-7 (10)
3-16-99	Fresno, Calif.	L	0-1
3-16-99	Fresno, Calif.	L	0-4
3-5-00	Columbus, Ga.	L	0-1
3-15-01	Fullerton, Calif.	W	8-6
4-16-02	Oklahoma City, Okla.	L	0-4
3-18-04	Fullerton, Calif.	L	1-2
2-24-06	Palm Springs, Calif.	L	2-4
3-17-06	Fullerton, Calif.	W	4-3
3-13-08	Fresno, Calif.	L	0-1

**FULLERTON COLLEGE**

<b>OU Trails:</b>	<b>0-2</b>		
<b>In Fullerton:</b>	<b>0-2</b>		
<b>Date</b>	<b>Location</b>	<b>W/L</b>	<b>Score</b>
3-7-81	Fullerton, Calif.	L	1-2
3-7-81	Fullerton, Calif.	L	0-2

**GEORGIA**

<b>Series Tied:</b>	<b>2-2</b>		
<b>Neutral:</b>	<b>2-2</b>		
<b>Date</b>	<b>Location</b>	<b>W/L</b>	<b>Score</b>
2-24-08	Palm Springs, Calif.	W	3-0
2-24-11	Cathedral City, Calif.	L	0-1
2-25-12	Palm Springs, Calif.	L	2-3
2-21-13	Palm Springs, Calif.	W	5-0

**GEORGIA STATE**

<b>OU Leads:</b>	<b>1-0</b>		
<b>Neutral:</b>	<b>1-0</b>		
<b>Date</b>	<b>Location</b>	<b>W/L</b>	<b>Score</b>
4-10-92	Oklahoma City, Okla.	W	8-0

**GEORGIA TECH**

<b>OU Trails:</b>	<b>0-1</b>		
<b>Neutral:</b>	<b>0-1</b>		
<b>Date</b>	<b>Location</b>	<b>W/L</b>	<b>Score</b>
2-17-12	Auburn, Ala.	L	0-1

**GRAND VALLEY STATE**

<b>OU Leads:</b>	<b>1-0</b>		
<b>Neutral:</b>	<b>1-0</b>		
<b>Date</b>	<b>Location</b>	<b>W/L</b>	<b>Score</b>
3-8-93	Fort Myers, Fla.	W	9-0

**HARVARD**

<b>OU Leads:</b>	<b>3-0</b>		
<b>In Norman:</b>	<b>1-0</b>		
<b>Neutral:</b>	<b>2-0</b>		
<b>Date</b>	<b>Location</b>	<b>W/L</b>	<b>Score</b>
5-15-98	Amherst, Mass.	W	8-0
5-16-98	Amherst, Mass.	W	3-0
5-18-00	Norman, Okla.	W	11-0

**HAWAII**

<b>OU Trails:</b>	<b>2-3</b>		
<b>In Honolulu:</b>	<b>1-1</b>		
<b>Neutral:</b>	<b>1-2</b>		
<b>Date</b>	<b>Location</b>	<b>W/L</b>	<b>Score</b>
3-26-93	Sunnyvale, Calif.	L	3-4
3-27-94	Sacramento, Calif.	W	4-2
2-5-09	Honolulu, Hawaii	L	5-8
2-7-09	Honolulu, Hawaii	W	14-0
2-24-11	Cathedral City, Calif.	L	1-4

**HOFSTRA**

<b>OU Trails:</b>	<b>0-1</b>		
<b>Neutral:</b>	<b>0-1</b>		
<b>Date</b>	<b>Location</b>	<b>W/L</b>	<b>Score</b>
3-1-96	Columbus, Ga.	L	0-1

**HOUSTON**

<b>OU Leads:</b>	<b>6-1</b>		
<b>In Norman:</b>	<b>2-0</b>		
<b>In Houston:</b>	<b>4-1</b>		
<b>Date</b>	<b>Location</b>	<b>W/L</b>	<b>Score</b>
3-5-04	Houston, Texas	W	5-2
3-6-04	Houston, Texas	W	2-1
3-6-04	Houston, Texas	L	1-2
2-12-05	Houston, Texas	W	7-0
2-14-09	Houston, Texas	W	5-3
3-1-13	Norman, Okla.	W	6-0
3-3-13	Norman, Okla.	W	4-1

**ILLINOIS**

<b>OU Leads:</b>	<b>4-1-1</b>		
<b>Neutral:</b>	<b>4-1-1</b>		
<b>Date</b>	<b>Location</b>	<b>W/L</b>	<b>Score</b>
3-13-93	Tampa, Fla.	L	0-4
2-6-04	Baton Rouge, La.	W	7-0
2-8-04	Baton Rouge, La.	T	2-2
3-18-04	Fullerton, Calif.	W	5-2
2-10-07	Miami, Fla.	W	3-0

2-16-08	Las Vegas, Nev.	W	3-1
---------	-----------------	---	-----

**ILLINOIS-CHICAGO**

<b>OU Leads:</b>	<b>6-1</b>		
<b>In Norman:</b>	<b>1-0</b>		
<b>Neutral:</b>	<b>5-1</b>		
<b>Date</b>	<b>Location</b>	<b>W/L</b>	<b>Score</b>
2-16-97	Oklahoma City, Okla.	W	5-2
2-15-98	Grand Prairie, Texas	W	3-0
2-14-99	Grand Prairie, Texas	L	3-7
2-7-03	Gainesville, Fla.	W	5-1
3-4-05	Las Vegas, Nev.	W	17-10 (8)
3-5-11	Oklahoma City, Okla.	W	5-3
3-6-11	Norman, Okla.	W	9-1 (6)

**ILLINOIS STATE**

<b>OU Leads:</b>	<b>13-1</b>		
<b>In Norman:</b>	<b>5-1</b>		
<b>Neutral:</b>	<b>8-0</b>		
<b>Date</b>	<b>Location</b>	<b>W/L</b>	<b>Score</b>
4-7-79	Springfield, Mo.	W	2-0
4-5-80	Springfield, Mo.	W	3-0
3-20-81	Norman, Okla.	W	2-1
4-3-82	Springfield, Mo.	W	2-1
3-13-86	Norman, Okla.	W	5-3
3-12-88	Norman, Okla.	L	2-5
4-14-89	Oklahoma City, Okla.	W	1-0
3-10-91	Tampa, Fla.	W	2-1
3-2-97	Columbus, Ga.	W	1-0
3-13-98	Norman, Okla.	W	2-1 (8)
3-14-98	Norman, Okla.	W	3-0
2-9-07	Miami, Fla.	W	3-1
2-11-07	Miami, Fla.	W	4-2
2-14-14	Tempe, Ariz.	W	11-6

**INDIANA**

<b>OU Leads:</b>	<b>9-2-1</b>		
<b>In Norman:</b>	<b>7-2-1</b>		
<b>Neutral:</b>	<b>2-0-0</b>		
<b>Date</b>	<b>Location</b>	<b>W/L</b>	<b>Score</b>
3-26-79	Norman, Okla.	L	1-2
3-14-83	Norman, Okla.	W	1-0
5-8-83	Omaha, Neb.	W	2-0
3-15-84	Norman, Okla.	L	0-1 (8)
3-12-85	Norman, Okla.	W	3-0
3-15-05	Long Beach, Calif.	W	7-4
2-17-06	Norman, Okla.	W	10-8
2-17-06	Norman, Okla.	T	11-11
3-12-11	Norman, Okla.	W	9-0 (5)
3-9-12	Norman, Okla.	W	14-0 (5)
3-11-12	Norman, Okla.	W	4-1
3-11-12	Norman, Okla.	W	12-1 (5)

**INDIANA STATE**

<b>OU Leads:</b>	<b>1-0</b>		
<b>Neutral:</b>	<b>1-0</b>		
<b>Date</b>	<b>Location</b>	<b>W/L</b>	<b>Score</b>
3-2-01	Tucson, Ariz.	W	10-1

**IONA**

<b>OU Leads:</b>	<b>1-0</b>		
<b>In Norman:</b>	<b>1-0</b>		
<b>Date</b>	<b>Location</b>	<b>W/L</b>	<b>Score</b>
5-20-11	Norman, Okla.	W	7-1

**IOWA**

<b>OU Leads:</b>	<b>9-4</b>		
<b>In Norman:</b>	<b>4-1</b>		
<b>In Iowa City:</b>	<b>0-2</b>		
<b>Neutral:</b>	<b>5-1</b>		
<b>Date</b>	<b>Location</b>	<b>W/L</b>	<b>Score</b>
3-31-79	Denton, Texas	W	3-0
3-23-81	Norman, Okla.	W	4-3
9-19-81	Ames, Iowa	W	6-2
9-25-81	Lincoln, Neb.	W	6-3
3-22-83	Norman, Okla.	L	1-2
3-14-84	Norman, Okla.	W	6-0
3-12-87	Norman, Okla.	W	10-7 (11)
3-26-92	San Jose, Calif.	L	0-7
3-25-94	Sacramento, Calif.	W	2-1
5-18-96	Iowa City, Iowa	L	0-1
5-19-96	Iowa City, Iowa	L	2-7

# SERIES HISTORY

3-3-12	Oklahoma City, Okla.	W	6-3
3-4-12	Norman, Okla.	W	4-2
<b>IOWA STATE</b>			
<b>OU Leads:</b>	<b>68-28</b>		
<b>In Norman:</b>	<b>22-12</b>		
<b>In Ames:</b>	<b>31-8</b>		
<b>Neutral:</b>	<b>15-8</b>		
<b>Date</b>	<b>Location</b>	<b>W/L</b>	<b>Score</b>
4-15-78	Norman, Okla.	L	1-2
4-15-78	Norman, Okla.	L	3-9
4-18-80	Columbia, Mo.	W	6-3
4-4-81	Springfield, Mo.	W	1-0
4-24-81	Stillwater, Okla.	L	0-1
9-19-81	Ames, Iowa	W	5-1
9-27-81	Lincoln, Neb.	L	0-3
4-2-82	Springfield, Mo.	W	11-10
3-21-83	Norman, Okla.	W	6-0
3-21-83	Norman, Okla.	L	0-2
4-29-83	Norman, Okla.	W	4-0
5-7-83	Omaha, Neb.	W	3-0
4-14-84	Ames, Iowa	W	4-3
4-15-84	Ames, Iowa	W	4-3
5-4-84	Bartlesville, Okla.	L	0-2
4-20-85	Ames, Iowa	L	0-3
4-21-85	Ames, Iowa	W	2-1
4-12-86	Ames, Iowa	W	1-0
4-13-86	Ames, Iowa	L	0-7
5-2-86	St. Joseph, Mo.	L	0-1
4-4-87	Stillwater, Okla.	W	2-1
4-5-87	Stillwater, Okla.	L	0-1
5-1-87	St. Joseph, Mo.	W	4-2
4-9-88	Norman, Okla.	L	2-6
4-10-88	Norman, Okla.	L	0-1
5-6-88	Oklahoma City, Okla.	L	1-2
4-15-89	Oklahoma City, Okla.	L	1-14
4-29-89	Ames, Iowa	L	1-4
4-30-89	Ames, Iowa	L	0-2
5-5-89	Oklahoma City, Okla.	L	0-1
3-10-90	Tampa, Fla.	W	5-4
4-7-90	Stillwater, Okla.	W	3-1
4-8-90	Stillwater, Okla.	W	4-2
5-5-90	Oklahoma City, Okla.	W	4-0
4-6-91	Norman, Okla.	L	1-4
4-7-91	Norman, Okla.	L	5-10
5-4-91	Oklahoma City, Okla.	W	2-0
4-10-92	Oklahoma City, Okla.	L	3-8
4-18-92	Lawrence, Kan.	W	5-4
5-1-92	Oklahoma City, Okla.	L	1-2
4-10-93	Ames, Iowa	W	8-4
4-10-93	Ames, Iowa	L	1-3
4-11-93	Ames, Iowa	W	5-2
4-11-93	Ames, Iowa	L	0-4
4-16-94	Norman, Okla.	W	5-0
4-16-94	Norman, Okla.	W	5-4
4-17-94	Norman, Okla.	L	0-1
4-17-94	Norman, Okla.	W	14-1
2-18-95	Grand Prairie, Texas	W	4-0
4-1-95	Ames, Iowa	W	3-2
4-1-95	Ames, Iowa	W	5-0
4-2-95	Ames, Iowa	W	5-2
4-2-95	Ames, Iowa	W	2-1
3-30-96	Norman, Okla.	W	5-2
3-30-96	Norman, Okla.	W	2-0
3-31-96	Norman, Okla.	L	0-1
4-27-97	Ames, Iowa	W	2-0
4-27-97	Ames, Iowa	W	5-4
4-26-98	Norman, Okla.	W	5-2
4-11-99	Ames, Iowa	W	3-2
4-11-99	Ames, Iowa	W	5-0
4-2-00	Norman, Okla.	W	9-0
4-2-00	Norman, Okla.	W	8-2
4-1-01	Ames, Iowa	W	11-2
4-1-01	Ames, Iowa	W	13-3
4-6-02	Ames, Iowa	W	10-6
4-6-02	Ames, Iowa	W	11-1
5-3-02	Oklahoma City, Okla.	W	5-1
4-5-03	Norman, Okla.	L	1-2
4-6-03	Norman, Okla.	W	10-1
4-30-04	Ames, Iowa	W	6-1
5-1-04	Ames, Iowa	L	1-2
3-25-05	Norman, Okla.	W	7-3

3-25-05	Norman, Okla.	W	2-0
4-22-06	Ames, Iowa	L	2-5
4-23-06	Ames, Iowa	W	8-6
4-6-07	Norman, Okla.	W	8-0
4-6-07	Norman, Okla.	W	3-2 (10)
4-19-08	Ames, Iowa	W	5-3
4-20-08	Ames, Iowa	W	9-1
3-21-09	Norman, Okla.	W	10-7
3-22-09	Norman, Okla.	W	10-0
5-9-09	Oklahoma City, Okla.	W	3-0
4-3-10	Ames, Iowa	W	2-0
4-3-10	Ames, Iowa	W	3-2
5-7-11	Norman, Okla.	W	13-0 (5)
5-8-11	Norman, Okla.	W	4-1
5-11-12	Ames, Iowa	W	10-0
5-12-12	Ames, Iowa	W	12-1 (5)
5-13-12	Ames, Iowa	W	5-1
4-26-13	Norman, Okla.	W	24-1 (5)
4-27-13	Norman, Okla.	W	8-0 (5)
4-28-13	Norman, Okla.	W	12-0 (5)
3-28-14	Ames, Iowa	W	10-0 (5)
3-29-14	Ames, Iowa	W	14-2 (5)
3-30-14	Ames, Iowa	W	11-0 (5)

<b>KANSAS</b>			
<b>OU Leads:</b>	<b>56-42</b>		
<b>In Norman:</b>	<b>31-13</b>		
<b>In Lawrence:</b>	<b>15-11</b>		
<b>Neutral:</b>	<b>10-18</b>		
<b>Date</b>	<b>Location</b>	<b>W/L</b>	<b>Score</b>
4-15-78	Norman, Okla.	W	5-2
3-14-80	Las Cruces, N.M.	L	1-5
3-22-80	Norman, Okla.	L	0-1
4-4-81	Springfield, Mo.	L	1-4
4-11-81	College Station, Texas	L	0-2
4-23-81	Stillwater, Okla.	L	0-1
3-27-82	Lawrence, Kan.	L	0-7
4-4-82	Springfield, Mo.	L	0-1
4-24-82	Norman, Okla.	W	3-0
3-25-83	Bartlesville, Okla.	L	1-2
4-28-83	Norman, Okla.	W	4-0
5-4-84	Bartlesville, Okla.	W	2-1
4-13-85	Norman, Okla.	L	2-3 (9)
4-14-85	Norman, Okla.	W	4-2 (8)
3-8-86	Albuquerque, N.M.	L	0-8
3-16-86	Norman, Okla.	L	0-1
4-12-86	Ames, Iowa	W	1-0
4-13-86	Ames, Iowa	L	6-8
4-18-87	Lawrence, Kan.	W	4-2
4-19-87	Lawrence, Kan.	L	0-2
5-2-87	St. Joseph, Mo.	L	2-5
4-23-88	Columbia, Mo.	L	0-1 (9)
4-24-88	Columbia, Mo.	W	1-0
5-6-88	Oklahoma City, Okla.	L	1-2
3-10-89	Norman, Okla.	L	1-2
4-8-89	Norman, Okla.	L	3-4
4-9-89	Norman, Okla.	L	0-1
4-21-90	Columbia, Mo.	L	1-3
4-22-90	Columbia, Mo.	L	0-7
5-5-90	Oklahoma City, Okla.	L	2-5
4-12-91	Lawrence, Kan.	L	0-7
4-13-91	Lawrence, Kan.	L	0-3
5-3-91	Oklahoma City, Okla.	L	0-2
5-4-91	Oklahoma City, Okla.	W	3-0
4-11-92	Oklahoma City, Okla.	L	3-4
4-3-93	Norman, Okla.	L	1-9
4-3-93	Norman, Okla.	L	1-6
4-5-93	Oklahoma City, Okla.	L	0-4
4-5-93	Oklahoma City, Okla.	L	1-5
2-19-94	Grand Prairie, Texas	W	5-4
4-9-94	Lawrence, Kan.	W	6-4
4-10-94	Lawrence, Kan.	L	2-7
4-15-95	Norman, Okla.	W	6-1
4-15-95	Norman, Okla.	W	5-2
4-16-95	Norman, Okla.	W	6-2
4-16-95	Norman, Okla.	L	2-3
3-15-96	Stillwater, Okla.	W	5-1
4-27-96	Lawrence, Kan.	L	0-1 (10)
4-27-96	Lawrence, Kan.	W	1-0
4-28-96	Lawrence, Kan.	W	2-1
2-16-97	Oklahoma City, Okla.	L	1-3
3-8-97	Oklahoma City, Okla.	W	8-0

4-13-97	Norman, Okla.	W	2-0
4-13-97	Norman, Okla.	W	2-0
5-3-97	Oklahoma City, Okla.	L	1-4
4-12-98	Lawrence, Kan.	W	1-0
4-12-98	Lawrence, Kan.	W	1-0 (9)
3-28-99	Norman, Okla.	W	4-2
3-28-99	Norman, Okla.	W	5-3
2-26-00	Norman, Okla.	W	3-0
4-29-00	Norman, Okla.	W	11-3
4-30-00	Norman, Okla.	W	6-2
4-28-01	Lawrence, Okla.	W	2-1
4-29-01	Lawrence, Okla.	W	6-2
4-20-02	Norman, Okla.	W	6-3
4-21-02	Norman, Okla.	W	2-0
5-2-02	Oklahoma City, Okla.	L	1-3
5-4-02	Oklahoma City, Okla.	W	10-0
3-22-03	Lawrence, Kan.	W	3-1
3-23-03	Lawrence, Kan.	W	10-0
4-24-04	Norman, Okla.	W	10-1
4-25-04	Norman, Okla.	W	2-1
5-14-04	Oklahoma City, Okla.	W	1-0
4-23-05	Lawrence, Kan.	L	4-5
4-24-05	Lawrence, Kan.	L	1-4
5-12-05	Oklahoma City, Okla.	W	5-0
4-30-06	Norman, Okla.	W	2-0
4-30-06	Norman, Okla.	W	4-1
5-13-06	Oklahoma City, Okla.	L	2-4
4-28-07	Lawrence, Kan.	W	13-4
4-29-07	Lawrence, Kan.	L	0-2
5-11-07	Oklahoma City, Okla.	W	5-0
3-21-08	Norman, Okla.	W	3-2
3-22-08	Norman, Okla.	W	8-0
4-10-09	Lawrence, Kan.	W	8-0
4-11-09	Lawrence, Kan.	L	2-4
5-1-10	Norman, Okla.	W	2-0
5-2-10	Norman, Okla.	W	7-0
4-6-11	Lawrence, Kan.	W	12-6
4-6-11	Lawrence, Kan.	W	13-5
3-30-12	Norman, Okla.	W	8-0 (5)
3-31-12	Norman, Okla.	W	8-0 (6)
4-1-12	Norman, Okla.	W	6-2
5-5-13	Lawrence, Kan.	W	4-2
5-5-13	Lawrence, Kan.	L	0-2
4-4-14	Norman, Okla.	W	9-0 (5)
4-5-14	Norman, Okla.	W	8-3
4-6-14	Norman, Okla.	W	8-0 (5)

<b>KANSAS STATE</b>			
<b>OU Leads:</b>	<b>15-4</b>		
<b>In Norman:</b>	<b>7-1</b>		
<b>In Manhattan:</b>	<b>2-0</b>		
<b>Neutral:</b>	<b>6-3</b>		
<b>Date</b>	<b>Location</b>	<b>W/L</b>	<b>Score</b>
4-9-77	Springfield, Mo.	L	4-6
3-25-78	Norman, Okla.	W	12-1
4-7-78	Springfield, Mo.	W	6-0
4-1-79	Denton, Texas	L	1-2
4-13-79	Fort Dodge, Kan.	W	3-1
3-28-80	Denton, Texas	W	5-4
3-18-82	Norman, Okla.	W	2-1
3-26-82	Lawrence, Kan.	L	2-5
4-24-82	Norman, Okla.	W	3-1
4-28-83	Norman, Okla.	W	5-3
4-14-84	Ames, Iowa	W	5-0
4-15-84	Ames, Iowa	W	7-0
4-13-85	Norman, Okla.	L	2-3 (8)
4-14-85	Norman, Okla.	W	8-0
5-3-85	Norman, Okla.	W	5-2
3-13-86	Norman, Okla.	W	1-0 (10)
4-5-86	Manhattan, Kan.	W	2-0
4-6-86	Manhattan, Kan.	W	5-3
5-2-86	St. Joseph, Mo.	W	3-2

<b>KEARNEY STATE</b>			
<b>OU Leads:</b>	<b>4-0</b>		
<b>In Norman:</b>	<b>1-0</b>		
<b>Neutral:</b>	<b>3-0</b>		
<b>Date</b>	<b>Location</b>	<b>W/L</b>	<b>Score</b>
3-18-80	Norman, Okla.	W	4-0
3-9-84	Albuquerque, N.M.	W	7-0
4-13-91	Lawrence, Kan.	W	3-1
4-14-91	Lawrence, Kan.	W	6-0



**SERIES HISTORY**

**KEENE STATE**  
**OU Leads:** 1-0  
**Neutral:** 1-0  
**Date**      **Location**      **W/L**      **Score**  
 3-6-93      Fort Myers, Fla.      W      3-0

**KENT STATE**  
**OU Leads:** 7-0  
**In Norman:** 2-0  
**Neutral:** 5-0  
**Date**      **Location**      **W/L**      **Score**  
 3-30-94      Norman, Okla.      W      6-3  
 3-30-94      Norman, Okla.      W      8-1  
 4-2-94      Sand Springs, Okla.      W      8-1  
 5-19-06      Ann Arbor, Mich.      W      1-0  
 5-20-06      Ann Arbor, Mich.      W      9-1  
 2-11-12      Las Vegas, Nev.      W      6-0  
 2-12-12      Las Vegas, Nev.      W      11-1

**KENTUCKY**  
**OU Leads:** 5-1  
**Neutral:** 5-1  
**Date**      **Location**      **W/L**      **Score**  
 2-11-00      Grand Prairie, Texas      W      5-0  
 2-20-00      Tucson, Ariz.      W      13-4  
 2-9-01      Grand Prairie, Texas      W      10-1  
 2-10-06      Las Vegas, Nev.      W      4-3  
 2-16-13      San Diego, Calif.      W      11-0 (5)  
 2-7-14      Fullerton, Calif.      L      4-5 (10)

**LADY OF THE LAKE**  
**OU Leads:** 1-0  
**Neutral:** 1-0  
**Date**      **Location**      **W/L**      **Score**  
 9-12-80      San Antonio, Texas      W      18-0

**LEHIGH**  
**OU Leads:** 3-0  
**In Norman:** 2-0  
**Neutral:** 1-0  
**Date**      **Location**      **W/L**      **Score**  
 5-17-01      Norman, Okla.      W      9-2  
 2-25-05      Columbus, Ga.      W      5-0  
 5-18-12      Norman, Okla.      W      19-3 (5)

**LIBERTY**  
**OU Leads:** 1-0  
**In Norman:** 1-0  
**Date**      **Location**      **W/L**      **Score**  
 3-7-14      Norman, Okla.      W      18-3 (5)

**LIPSCOMB**  
**OU Leads:** 2-0  
**In Norman:** 2-0  
**Date**      **Location**      **W/L**      **Score**  
 2-18-05      Norman, Okla.      W      11-1  
 2-20-05      Norman, Okla.      W      8-0

**LONG BEACH STATE**  
**OU Leads:** 10-1  
**In Norman:** 1-0  
**In Long Beach:** 4-0  
**Neutral:** 5-1  
**Date**      **Location**      **W/L**      **Score**  
 3-31-83      Long Beach, Calif.      W      5-4  
 3-31-83      Long Beach, Calif.      W      6-0  
 3-26-94      Sacramento, Calif.      W      2-1  
 3-26-95      Sacramento, Calif.      W      12-2  
 5-20-99      Baton Rouge, La.      W      3-1  
 3-14-00      Long Beach, Calif.      W      3-1  
 3-14-00      Long Beach, Calif.      W      5-2  
 2-15-03      Norman, Okla.      W      4-3  
 2-12-06      Las Vegas, Nev.      W      2-1  
 2-21-10      Henderson, Nev.      W      1-0  
 2-25-11      Cathedral City, Calif.      L      1-2

**LOUISIANA-LAFAYETTE**  
**OU Trails:** 11-15  
**In Norman:** 3-0  
**In Lafayette:** 3-9  
**Neutral:** 5-6  
**Date**      **Location**      **W/L**      **Score**  
 3-16-90      Tallahassee, Fla.      L      0-2  
 3-31-90      Lafayette, La.      L      0-2  
 3-31-90      Lafayette, La.      L      0-2  
 3-22-91      Lafayette, La.      L      2-7  
 3-23-91      Lafayette, La.      W      3-2  
 2-23-92      Lafayette, La.      L      0-3  
 2-24-95      College Station, Texas      L      1-2  
 2-26-95      College Station, Texas      L      1-9  
 2-23-96      Lafayette, La.      W      4-2  
 2-23-96      Lafayette, La.      L      4-5 (12)  
 3-23-96      Fullerton, Calif.      L      0-4  
 2-20-97      Lafayette, La.      L      1-2  
 2-20-97      Lafayette, La.      L      2-3  
 2-28-99      Columbus, Ga.      L      0-4  
 3-10-01      Norman, Okla.      W      7-5 (8)  
 2-16-02      Norman, Okla.      W      5-3  
 3-14-03      Fullerton, Calif.      W      1-0  
 5-23-04      Tucson, Ariz.      L      4-12  
 5-23-04      Tucson, Ariz.      W      15-0  
 3-17-05      Fullerton, Calif.      W      7-3  
 5-21-05      Norman, Okla.      W      6-3  
 3-14-09      Fullerton, Calif.      W      8-5  
 3-14-14      Lafayette, La.      W      13-5  
 3-15-14      Lafayette, La.      L      0-7  
 3-15-14      Lafayette, La.      L      1-3  
 5-31-14      Oklahoma City, Okla.      W      3-1

**LOUISIANA-MONROE**  
**OU Leads:** 14-2  
**In Norman:** 3-0  
**In Monroe:** 2-1  
**Neutral:** 9-1  
**Date**      **Location**      **W/L**      **Score**  
 3-14-86      Norman, Okla.      W      1-0 (8)  
 3-6-88      Las Cruces, N.M.      W      2-1  
 3-2-89      Las Cruces, N.M.      W      2-1  
 4-1-94      Sand Springs, Okla.      W      3-1  
 4-2-94      Sand Springs, Okla.      L      0-1  
 3-3-95      Las Cruces, N.M.      W      1-0  
 2-24-96      Monroe, La.      W      3-2  
 2-25-96      Monroe, La.      W      3-2 (10)  
 2-22-97      Monroe, La.      L      0-1  
 2-12-99      Grand Prairie, Texas      W      8-0  
 2-11-00      Grand Prairie, Texas      W      2-0  
 3-18-00      Fullerton, Calif.      W      8-0  
 3-10-01      Norman, Okla.      W      3-2  
 3-12-01      Norman, Okla.      W      5-2  
 2-9-02      Grand Prairie, Texas      W      8-2  
 2-19-11      Las Cruces, N.M.      W      14-4 (5)

**LOUISIANA TECH**  
**OU Leads:** 7-4  
**In Norman:** 3-1  
**In Ruston:** 0-1  
**Neutral:** 4-2  
**Date**      **Location**      **W/L**      **Score**  
 4-15-81      Norman, Okla.      W      5-4  
 4-15-81      Norman, Okla.      W      9-2  
 4-2-82      Springfield, Mo.      W      3-2  
 4-15-83      Ruston, La.      L      1-2  
 3-19-87      Houston, Texas      L      2-5  
 4-14-89      Oklahoma City, Okla.      L      0-9  
 2-17-96      Grand Prairie, Texas      W      2-0  
 2-21-97      Monroe, La.      W      1-0  
 3-1-97      Columbus, Ga.      L      1-2  
 2-9-01      Grand Prairie, Texas      W      3-1  
 3-4-14      Norman, Okla.      W      11-3 (6)

**LOUISVILLE**  
**OU Leads:** 5-3  
**In Norman:** 3-2  
**Neutral:** 2-1  
**Date**      **Location**      **W/L**      **Score**  
 2-20-04      Norman, Okla.      L      1-3 (8)  
 2-20-04      Norman, Okla.      W      8-0  
 2-5-05      Clearwater, Fla.      L      1-2

2-9-07      Miami, Fla.      W      9-5  
 3-6-10      Oklahoma City, Okla.      W      10-2  
 3-7-10      Norman, Okla.      W      7-0  
 3-23-13      Norman, Okla.      L      1-5  
 3-23-13      Norman, Okla.      W      9-1 (5)

**LOYOLA MARYMOUNT**  
**OU Leads:** 3-0  
**Neutral:** 3-0  
**Date**      **Location**      **W/L**      **Score**  
 3-18-02      Los Angeles, Calif.      W      7-2  
 2-23-07      Palm Springs, Calif.      W      10-0  
 2-8-14      Fullerton, Calif.      W      11-1 (5)

**LSU**  
**OU Leads:** 9-6  
**In Norman:** 4-3  
**In Baton Rouge:** 1-1  
**Neutral:** 4-2  
**Date**      **Location**      **W/L**      **Score**  
 3-21-80      Norman, Okla.      W      5-1  
 4-30-80      College Station, Texas      W      7-0  
 2-27-99      Columbus, Ga.      W      5-2  
 5-22-99      Baton Rouge, La.      L      3-7  
 3-10-00      Norman, Okla.      L      0-3  
 5-26-01      Oklahoma City, Okla.      L      1-2 (13)  
 2-23-03      Columbus, Ga.      L      4-7 (9)  
 2-7-04      Baton Rouge, La.      W      6-4  
 3-4-06      Norman, Okla.      L      5-6  
 3-5-06      Norman, Okla.      L      5-6 (8)  
 2-6-09      Honolulu, Hawaii      W      8-0  
 3-2-12      Norman, Okla.      W      7-0  
 3-3-12      Oklahoma City, Okla.      W      5-0  
 3-22-14      Norman, Okla.      W      2-1  
 3-23-14      Norman, Okla.      W      3-2

**MADONNA**  
**OU Leads:** 2-0  
**Neutral:** 2-0  
**Date**      **Location**      **W/L**      **Score**  
 3-5-93      Fort Myers, Fla.      W      11-2  
 3-6-94      Gainesville, Fla.      W      7-0

**MAINE**  
**OU Leads:** 2-0  
**Neutral:** 2-0  
**Date**      **Location**      **W/L**      **Score**  
 3-10-90      Tampa, Fla.      W      7-0 (f)  
 3-8-91      Fort Myers, Fla.      W      2-0

**MANHATTAN COLLEGE**  
**OU Leads:** 1-0  
**Neutral:** 1-0  
**Date**      **Location**      **W/L**      **Score**  
 3-7-92      Fort Myers, Fla.      W      3-1

**MARIST**  
**OU Leads:** 1-0  
**In Norman:** 1-0  
**Date**      **Location**      **W/L**      **Score**  
 5-17-13      Norman, Okla.      W      17-0 (5)

**MASSACHUSETTS**  
**OU Leads:** 6-3  
**In Amherst:** 0-2  
**Neutral:** 6-1  
**Date**      **Location**      **W/L**      **Score**  
 3-18-89      San Jose, Calif.      L      2-3  
 5-16-98      Amherst, Mass.      L      0-1  
 5-17-98      Amherst, Mass.      L      1-3  
 2-27-99      Columbus, Ga.      W      2-0  
 3-3-00      Columbus, Ga.      W      9-2  
 2-27-04      Columbus, Ga.      W      9-0  
 5-19-07      Amherst, Mass.      W      2-0  
 5-20-07      Amherst, Mass.      W      6-3  
 2-22-09      Cathedral City, Calif.      W      5-3

**MCNEESE STATE**

<b>OU Leads:</b>	<b>10-2</b>		
<b>In Norman:</b>	<b>5-1</b>		
<b>Neutral:</b>	<b>5-1</b>		
<b>Date</b>	<b>Location</b>	<b>W/L</b>	<b>Score</b>
5-4-79	Norman, Okla.	W	10-0
3-12-95	Tucson, Ariz.	W	8-0
3-12-95	Tucson, Ariz.	W	4-2
2-25-96	Monroe, La.	W	2-1
2-23-97	Monroe, La.	W	4-0
3-15-97	Houston, Texas	L	1-4
3-15-97	Houston, Texas	W	6-0
2-22-98	Norman, Okla.	W	6-1
3-13-04	Norman, Okla.	L	4-5
3-13-04	Norman, Okla.	W	6-2
3-8-08	Norman, Okla.	W	9-1
3-9-08	Norman, Okla.	W	9-0

**MEMPHIS**

<b>OU Leads:</b>	<b>2-0</b>		
<b>In Norman:</b>	<b>2-0</b>		
<b>Date</b>	<b>Location</b>	<b>W/L</b>	<b>Score</b>
3-1-08	Norman, Okla.	W	17-0
3-2-08	Norman, Okla.	W	10-0

**MESA CC**

<b>OU Leads:</b>	<b>1-0</b>		
<b>Neutral:</b>	<b>1-0</b>		
<b>Date</b>	<b>Location</b>	<b>W/L</b>	<b>Score</b>
3-8-84	Albuquerque, N.M.	W	4-1

**METRO STATE**

<b>OU Leads:</b>	<b>1-0</b>		
<b>Neutral:</b>	<b>1-0</b>		
<b>Date</b>	<b>Location</b>	<b>W/L</b>	<b>Score</b>
3-7-85	Las Cruces, N.M.	W	1-0

**MIAMI [Ohio]**

<b>OU Trails:</b>	<b>0-1</b>		
<b>Neutral:</b>	<b>0-1</b>		
<b>Date</b>	<b>Location</b>	<b>W/L</b>	<b>Score</b>
3-11-92	Tampa, Fla.	L	2-3

**MICHIGAN**

<b>OU Trails:</b>	<b>7-12</b>		
<b>In Ann Arbor:</b>	<b>0-2</b>		
<b>Neutral:</b>	<b>7-10</b>		
<b>Date</b>	<b>Location</b>	<b>W/L</b>	<b>Score</b>
3-22-86	Fullerton, Calif.	L	1-2
3-25-88	Sunnyvale, Calif.	W	2-1 (11)
3-4-89	Las Cruces, N.M.	L	0-3
3-17-89	San Jose, Calif.	L	0-5
3-9-90	Tampa, Fla.	L	0-12
3-11-90	Tampa, Fla.	L	0-1 (9)
3-29-92	San Jose, Calif.	L	0-1
3-14-93	Tampa, Fla.	L	0-4
3-11-94	Tampa, Fla.	W	2-1
3-7-96	Tucson, Ariz.	W	5-0
3-8-96	Tucson, Ariz.	L	0-6
3-1-98	Columbus, Ga.	L	3-7
5-24-01	Oklahoma City, Okla.	W	2-0
2-23-02	Columbus, Ga.	L	0-1
2-29-04	Columbus, Ga.	W	4-0
5-20-06	Ann Arbor, Mich.	L	0-1 (9)
5-21-06	Ann Arbor, Mich.	L	2-5 (8)
3-15-12	Fullerton, Calif.	W	2-0
5-30-13	Oklahoma City, Okla.	W	7-1

**MICHIGAN STATE**

<b>OU Leads:</b>	<b>4-3</b>		
<b>In Norman:</b>	<b>1-2</b>		
<b>Neutral:</b>	<b>3-1</b>		
<b>Date</b>	<b>Location</b>	<b>W/L</b>	<b>Score</b>
3-21-80	Norman, Okla.	W	2-0
3-24-81	Norman, Okla.	L	2-6
3-28-81	Denton, Texas	L	0-2
5-22-81	Norman, Okla.	L	1-8
2-26-99	Columbus, Ga.	W	7-1
2-25-05	Columbus, Ga.	W	8-0 (5)
2-16-14	Tempe, Ariz.	W	7-6

**MIDWESTERN STATE**

<b>Series tied:</b>	<b>1-1</b>		
<b>In Wichita Falls:</b>	<b>1-1</b>		
<b>Date</b>	<b>Location</b>	<b>W/L</b>	<b>Score</b>
3-6-82	Wichita Falls, Texas	L	2-3
3-7-82	Wichita Falls, Texas	W	8-0

**MINNESOTA**

<b>OU Trails:</b>	<b>3-6</b>		
<b>In Norman:</b>	<b>2-2</b>		
<b>Neutral:</b>	<b>1-4</b>		
<b>Date</b>	<b>Location</b>	<b>W/L</b>	<b>Score</b>
3-20-78	Norman, Okla.	L	5-10
3-20-78	Norman, Okla.	L	4-5
3-21-79	Norman, Okla.	W	7-6
4-4-80	Springfield, Mo.	L	1-4
9-26-81	Lincoln, Neb.	L	1-3
3-3-89	Las Cruces, N.M.	L	0-6
2-18-95	Grand Prairie, Texas	L	2-4
2-27-98	Columbus, Ga.	W	5-2
2-17-07	Norman, Okla.	W	6-5

**MINNESOTA-DULUTH**

<b>OU Leads:</b>	<b>1-0</b>		
<b>In Norman:</b>	<b>1-0</b>		
<b>Date</b>	<b>Location</b>	<b>W/L</b>	<b>Score</b>
3-30-81	Norman, Okla.	W	9-5

**MISSISSIPPI**

<b>OU Leads:</b>	<b>3-0</b>		
<b>In Norman:</b>	<b>1-0</b>		
<b>Neutral:</b>	<b>2-0</b>		
<b>Date</b>	<b>Location</b>	<b>W/L</b>	<b>Score</b>
2-21-97	Monroe, La.	W	11-2
2-12-99	Grand Prairie, Texas	W	13-3
2-25-00	Norman, Okla.	W	12-4

**MISSISSIPPI STATE**

<b>OU Leads:</b>	<b>2-0</b>		
<b>Neutral:</b>	<b>2-0</b>		
<b>Date</b>	<b>Location</b>	<b>W/L</b>	<b>Score</b>
4-16-83	Ruston, La.	W	4-0
3-3-00	Columbus, Ga.	W	12-4

**MISSOURI**

<b>OU Leads:</b>	<b>51-41</b>		
<b>In Norman:</b>	<b>15-20</b>		
<b>In Columbia:</b>	<b>20-10</b>		
<b>Neutral:</b>	<b>16-11</b>		
<b>Date</b>	<b>Location</b>	<b>W/L</b>	<b>Score</b>
4-16-77	Lawrence, Kan.	L	4-13
4-14-78	Norman, Okla.	W	2-0
4-13-79	Fort Dodge, Kan.	L	3-4
3-29-80	Denton, Texas	W	1-0
10-10-80	Stillwater, Okla.	L	0-2
3-21-81	Norman, Okla.	L	0-2
3-13-82	Norman, Okla.	W	4-2
3-13-82	Norman, Okla.	L	0-1
4-3-82	Springfield, Mo.	W	2-1
4-25-82	Norman, Okla.	L	0-1
3-12-83	Norman, Okla.	L	0-1
3-12-83	Norman, Okla.	L	2-9
4-29-83	Norman, Okla.	L	0-6
5-7-83	Omaha, Neb.	W	3-1
3-17-84	Columbia, Mo.	W	6-0
5-3-84	Bartlesville, Okla.	W	3-0
4-6-85	Stillwater, Okla.	W	3-1
4-7-85	Stillwater, Okla.	L	0-1
5-4-85	Norman, Okla.	L	0-2
4-20-86	Stillwater, Okla.	W	2-1
4-21-86	Stillwater, Okla.	W	3-1
3-13-87	Norman, Okla.	W	3-0
4-18-87	Lawrence, Kan.	W	6-1
4-19-87	Lawrence, Kan.	W	2-1
5-1-87	St. Joseph, Mo.	W	3-2
3-11-88	Norman, Okla.	L	0-3
4-23-88	Columbia, Mo.	W	1-0 (9)
4-24-88	Columbia, Mo.	L	0-1
4-22-89	Columbia, Mo.	W	5-1
4-23-89	Columbia, Mo.	L	2-3
5-5-89	Oklahoma City, Okla.	L	0-4
4-6-90	Norman, Okla.	W	3-2

4-6-90	Norman, Okla.	L	2-3
5-4-90	Oklahoma City, Okla.	L	0-1
4-6-91	Norman, Okla.	L	6-7
4-7-91	Norman, Okla.	L	1-4
4-18-92	Lawrence, Kan.	W	1-0
5-1-92	Oklahoma City, Okla.	L	0-3
4-24-93	Columbia, Mo.	L	4-7
4-24-93	Columbia, Mo.	L	0-1
4-25-93	Columbia, Mo.	L	2-4
4-25-93	Columbia, Mo.	L	0-2
4-23-94	Norman, Okla.	L	3-9
4-23-94	Norman, Okla.	L	1-2
4-24-94	Norman, Okla.	L	2-6
4-24-94	Norman, Okla.	W	10-5
4-22-95	Columbia, Mo.	W	3-0
4-22-95	Columbia, Mo.	W	2-0
4-23-95	Columbia, Mo.	W	4-1
4-23-95	Columbia, Mo.	W	2-0
4-13-96	Columbia, Mo.	L	1-2
4-13-96	Columbia, Mo.	W	3-2 (9)
4-14-96	Columbia, Mo.	W	6-4
4-12-97	Norman, Okla.	W	2-1
4-12-97	Norman, Okla.	L	1-3
5-3-97	Oklahoma City, Okla.	W	2-0
5-4-97	Oklahoma City, Okla.	L	4-6
4-11-98	Columbia, Mo.	W	2-1
4-11-98	Columbia, Mo.	W	4-1
3-27-99	Norman, Okla.	W	1-0
4-12-00	Columbia, Mo.	W	7-3
4-12-00	Columbia, Mo.	W	2-1
5-11-00	Oklahoma City, Okla.	W	8-3
4-10-02	Columbia, Mo.	W	8-1
4-10-02	Columbia, Mo.	W	3-1
3-26-03	Norman, Okla.	L	0-2
3-26-03	Norman, Okla.	W	5-1
4-10-04	Norman, Okla.	W	5-0
4-10-04	Norman, Okla.	W	1-0
5-15-04	Oklahoma City, Okla.	L	2-3 (13)
4-2-05	Columbia, Mo.	W	8-3
4-3-05	Columbia, Mo.	W	6-4
3-25-06	Norman, Okla.	L	6-8
3-26-06	Norman, Okla.	L	6-9
5-12-06	Oklahoma City, Okla.	W	4-0
4-15-07	Columbia, Mo.	L	1-5
4-15-07	Columbia, Mo.	W	8-3
5-12-07	Oklahoma City, Okla.	W	7-1
4-5-08	Norman, Okla.	W	8-0
4-6-08	Norman, Okla.	W	4-3
4-25-09	Columbia, Mo.	W	6-2
4-26-09	Columbia, Mo.	W	4-2
5-10-09	Oklahoma City, Okla.	L	0-5
3-27-10	Norman, Okla.	L	5-11
3-28-10	Norman, Okla.	W	9-0
5-16-10	Oklahoma City, Okla.	W	9-0
4-16-11	Columbia, Mo.	L	2-3 (9)
4-17-11	Columbia, Mo.	L	0-1 (11)
6-4-11	Oklahoma City, Okla.	L	1-4
4-20-12	Norman, Okla.	W	2-1 (10)
4-21-12	Norman, Okla.	L	2-4 (8)
4-22-12	Norman, Okla.	W	2-1

**MISSOURI STATE**

<b>OU Leads:</b>	<b>16-12</b>		
<b>In Norman:</b>	<b>12-3</b>		
<b>In Springfield:</b>	<b>4-4</b>		
<b>Neutral:</b>	<b>0-5</b>		
<b>Date</b>	<b>Location</b>	<b>W/L</b>	<b>Score</b>
4-5-75	Springfield, Mo.	L	1-8
3-25-77	Stillwater, Okla.	L	1-6
3-25-77	Stillwater, Okla.	L	6-7
4-8-77	Springfield, Mo.	L	1-18
4-8-78	Springfield, Mo.	L	1-3
4-7-79	Springfield, Mo.	W	5-0
3-18-80	Norman, Okla.	W	5-1
3-20-81	Norman, Okla.	W	2-0
3-27-81	Norman, Okla.	W	7-3
9-12-81	Norman, Okla.	W	4-0
9-18-81	Ames, Iowa	L	0-6
10-9-81	Stillwater, Okla.	L	2-8
10-10-81	Stillwater, Okla.	L	4-5
3-15-84	Norman, Okla.	W	3-2 (9)
4-7-95	Springfield, Mo.	W	8-0



**SERIES HISTORY**

4-7-95	Springfield, Mo.	W	6-1
4-8-95	Springfield, Mo.	L	2-5
4-9-95	Springfield, Mo.	W	4-0
2-15-97	Oklahoma City, Okla.	W	5-2
5-17-97	Norman, Okla.	W	7-2
2-21-98	Norman, Okla.	L	4-7
2-21-99	Norman, Okla.	L	0-1
2-21-99	Norman, Okla.	W	7-0
2-24-00	Norman, Okla.	W	8-0 (5)
2-17-02	Norman, Okla.	W	12-3
3-19-08	Norman, Okla.	L	2-3
3-13-11	Norman, Okla.	W	1-0
3-13-11	Norman, Okla.	W	9-1 (6)

**NE OKLAHOMA**

<b>OU Leads:</b>	<b>3-0</b>		
<b>In Norman:</b>	<b>2-0</b>		
<b>Neutral:</b>	<b>1-0</b>		
<b>Date</b>	<b>Location</b>	<b>W/L</b>	<b>Score</b>
4-23-76	Norman, Okla.	W	8-6
4-21-78	Norman, Okla.	W	4-0
4-28-81	Edmond, Okla.	W	7-1

**NEBRASKA**

<b>OU Trails:</b>	<b>41-44</b>		
<b>In Norman:</b>	<b>18-15</b>		
<b>In Lincoln:</b>	<b>8-10</b>		
<b>Neutral:</b>	<b>15-19</b>		
<b>Date</b>	<b>Location</b>	<b>W/L</b>	<b>Score</b>
4-15-77	Lawrence, Kan.	L	1-2
3-20-79	Norman, Okla.	W	6-1
3-24-79	Norman, Okla.	W	8-2
4-1-80	Norman, Okla.	W	4-3
4-5-80	Springfield, Mo.	W	3-1
4-18-80	Columbia, Mo.	L	1-9
3-26-81	Denton, Texas	W	3-2
9-11-81	Norman, Okla.	L	0-5
9-19-81	Ames, Iowa	L	2-4
3-26-82	Lawrence, Kan.	L	0-4
3-27-82	Lawrence, Kan.	L	1-3
4-23-82	Norman, Okla.	L	0-2
4-30-83	Norman, Okla.	W	2-1 (13)
4-8-84	Norman, Okla.	L	0-2
4-9-84	Norman, Okla.	W	1-0
5-4-84	Bartlesville, Okla.	L	0-2
4-20-85	Ames, Iowa	L	1-2 (9)
4-21-85	Ames, Iowa	L	4-8
4-5-86	Manhattan, Kan.	W	1-0
4-6-86	Manhattan, Kan.	L	0-3
4-4-87	Norman, Okla.	L	0-3
4-5-87	Norman, Okla.	W	3-1
5-2-87	St. Joseph, Mo.	L	0-7
4-9-88	Norman, Okla.	L	0-6
4-10-88	Norman, Okla.	L	0-2
4-8-89	Norman, Okla.	L	0-1
4-9-89	Norman, Okla.	L	0-1 (9)
4-21-90	Columbia, Mo.	L	1-2
4-22-90	Columbia, Mo.	L	1-3
4-27-91	Lincoln, Neb.	L	1-2 (11)
4-28-91	Lincoln, Neb.	W	3-0
3-27-92	San Jose, Calif.	L	5-11
4-4-92	Stillwater, Okla.	W	6-0
4-5-92	Stillwater, Okla.	W	1-0
2-18-94	Grand Prairie, Texas	W	6-5
2-18-96	Grand Prairie, Texas	W	2-1
4-20-96	Norman, Okla.	W	8-2
4-20-96	Norman, Okla.	W	4-2
4-21-96	Norman, Okla.	W	4-1
5-10-96	Oklahoma City, Okla.	W	5-4
5-11-96	Oklahoma City, Okla.	W	1-0
4-26-97	Lincoln, Neb.	L	1-2
4-26-97	Lincoln, Neb.	W	4-2
5-3-97	Oklahoma City, Okla.	W	1-0
4-25-98	Norman, Okla.	L	3-5
4-25-98	Norman, Okla.	L	3-6
5-3-98	Oklahoma City, Okla.	L	0-3
4-10-99	Lincoln, Neb.	L	2-4
4-10-99	Lincoln, Neb.	W	10-1
5-13-99	Oklahoma City, Okla.	L	0-2
4-14-00	Norman, Okla.	L	0-1 (11)
4-14-00	Norman, Okla.	W	13-0
5-12-00	Oklahoma City, Okla.	W	4-3

5-13-00	Oklahoma City, Okla.	L	1-3
2-24-01	Columbus, Ga.	W	6-5 (8)
3-30-01	Lincoln, Neb.	L	5-6
3-30-01	Lincoln, Neb.	L	1-3
5-11-01	Oklahoma City, Okla.	W	10-2
3-20-03	Lincoln, Neb.	W	1-0
3-20-03	Lincoln, Neb.	L	0-8
3-20-04	Fullerton, Calif.	W	1-0
4-17-04	Lincoln, Neb.	L	1-2
4-18-04	Lincoln, Neb.	L	1-3
5-14-04	Oklahoma City, Okla.	L	0-7
4-30-05	Norman, Okla.	L	4-6
5-1-05	Norman, Okla.	W	5-0
5-11-05	Oklahoma City, Okla.	L	0-1
4-1-06	Lincoln, Neb.	L	1-9
4-1-06	Lincoln, Neb.	L	0-3
4-21-07	Norman, Okla.	W	10-9
4-21-07	Norman, Okla.	W	5-1
3-29-08	Lincoln, Neb.	W	6-0
3-29-08	Lincoln, Neb.	W	11-0
5-10-08	Oklahoma City, Okla.	L	5-6
4-4-09	Norman, Okla.	W	3-2 (8)
4-5-09	Norman, Okla.	W	3-2
4-24-10	Lincoln, Neb.	W	5-0
4-25-10	Lincoln, Neb.	W	8-0
3-26-11	Norman, Okla.	L	1-4
3-27-11	Norman, Okla.	W	6-3
2-22-13	Palm Springs, Calif.	W	2-0
3-2-13	Norman, Okla.	W	10-3
3-2-13	Norman, Okla.	L	0-1
3-1-14	Norman, Okla.	W	5-4
3-1-14	Norman, Okla.	L	2-7

**NEBRASKA-OMAHA**

<b>OU Leads:</b>	<b>2-0</b>		
<b>In Norman:</b>	<b>1-0</b>		
<b>Neutral:</b>	<b>1-0</b>		
<b>Date</b>	<b>Location</b>	<b>W/L</b>	<b>Score</b>
3-26-79	Norman, Okla.	W	3-0
3-24-83	Bartlesville, Okla.	W	4-0

**NEBRASKA WESLEYAN**

<b>OU Leads:</b>	<b>1-0</b>		
<b>In Lincoln:</b>	<b>1-0</b>		
<b>Date</b>	<b>Location</b>	<b>W/L</b>	<b>Score</b>
4-27-91	Lincoln, Neb.	W	2-1

**NEVADA**

<b>OU Leads:</b>	<b>3-0</b>		
<b>In Norman:</b>	<b>1-0</b>		
<b>Neutral:</b>	<b>2-0</b>		
<b>Date</b>	<b>Location</b>	<b>W/L</b>	<b>Score</b>
2-9-08	Fullerton, Calif.	W	1-0
2-21-09	Cathedral City, Calif.	W	11-2
3-5-10	Norman, Okla.	W	8-7 (9)

**NEW HAVEN**

<b>OU Leads:</b>	<b>1-0</b>		
<b>Neutral:</b>	<b>1-0</b>		
<b>Date</b>	<b>Location</b>	<b>W/L</b>	<b>Score</b>
3-15-91	Fort Myers, Fla.	W	6-3

**NEW MEXICO**

<b>OU Leads:</b>	<b>13-5</b>		
<b>In Norman:</b>	<b>7-1</b>		
<b>In Albuquerque:</b>	<b>1-4</b>		
<b>Neutral:</b>	<b>5-0</b>		
<b>Date</b>	<b>Location</b>	<b>W/L</b>	<b>Score</b>
3-12-79	Albuquerque, N.M.	L	0-6
3-12-79	Albuquerque, N.M.	W	1-0
3-10-80	Albuquerque, N.M.	L	0-1
3-10-80	Albuquerque, N.M.	L	2-7
3-26-81	Denton, Texas	W	8-0
5-21-81	Norman, Okla.	W	1-0
3-10-84	Albuquerque, N.M.	L	0-1
3-23-84	Fullerton, Calif.	W	3-2
3-16-85	Norman, Okla.	L	0-3
3-12-87	Norman, Okla.	W	5-2
4-13-87	Norman, Okla.	W	7-5
4-13-87	Norman, Okla.	W	10-1
4-13-87	Norman, Okla.	W	2-0
2-15-98	Grand Prairie, Texas	W	9-0

2-18-00	Tucson, Ariz.	W	10-2
3-12-04	Norman, Okla.	W	4-3 (8)
3-12-04	Norman, Okla.	W	10-5 (8)
2-9-13	Phoenix, Ariz.	W	11-1 (5)

**NEW MEXICO HIGHLANDS**

<b>OU Leads:</b>	<b>1-0</b>		
<b>Neutral:</b>	<b>1-0</b>		
<b>Date</b>	<b>Location</b>	<b>W/L</b>	<b>Score</b>
3-8-84	Albuquerque, N.M.	W	3-2 (9)

**NEW MEXICO STATE**

<b>OU Leads:</b>	<b>18-3</b>		
<b>In Norman:</b>	<b>1-1</b>		
<b>In Las Cruces:</b>	<b>8-0</b>		
<b>Neutral:</b>	<b>9-2</b>		
<b>Date</b>	<b>Location</b>	<b>W/L</b>	<b>Score</b>
3-13-79	Albuquerque, N.M.	W	5-0
3-13-79	Albuquerque, N.M.	W	1-0
3-12-80	Las Cruces, N.M.	W	7-0 (f)
3-14-80	Las Cruces, N.M.	W	7-0 (f)
3-18-82	Norman, Okla.	L	1-3
3-9-84	Albuquerque, N.M.	W	1-0
3-14-85	Norman, Okla.	W	5-3 (8)
3-6-86	Albuquerque, N.M.	W	1-0
3-4-88	Las Cruces, N.M.	W	4-3
3-2-89	Las Cruces, N.M.	W	2-1
2-17-90	Tucson, Ariz.	L	1-2
2-13-93	Grand Prairie, Texas	W	5-2
2-14-93	Grand Prairie, Texas	W	6-0
3-5-95	Las Cruces, N.M.	W	6-3
3-5-95	Las Cruces, N.M.	W	4-0
3-11-95	Tucson, Ariz.	L	3-4
3-11-95	Tucson, Ariz.	W	10-2
2-14-98	Grand Prairie, Texas	W	1-0
3-16-01	Fullerton, Calif.	W	5-4
2-18-11	Las Cruces, N.M.	W	7-4
2-20-11	LaCruces, N.M.	W	16-0 (5)

**NICHOLLS STATE**

<b>OU Leads:</b>	<b>5-1</b>		
<b>In Norman:</b>	<b>3-0</b>		
<b>Neutral:</b>	<b>2-1</b>		
<b>Date</b>	<b>Location</b>	<b>W/L</b>	<b>Score</b>
5-15-87	Macomb, Ill.	L	5-8
2-25-96	Monroe, La.	W	2-0
2-26-99	Columbus, Ga.	W	8-0
2-26-00	Norman, Okla.	W	16-1
3-12-05	Norman, Okla.	W	4-1
3-13-05	Norman, Okla.	W	7-0

**NORTH CAROLINA**

<b>OU Leads:</b>	<b>7-0</b>		
<b>In Norman:</b>	<b>4-0</b>		
<b>Neutral:</b>	<b>3-0</b>		
<b>Date</b>	<b>Location</b>	<b>W/L</b>	<b>Score</b>
3-11-92	Tampa, Fla.	W	5-4
3-13-94	Tampa, Fla.	W	4-3
3-7-96	Tucson, Ariz.	W	3-0
3-9-01	Norman, Okla.	W	8-0
5-18-01	Norman, Okla.	W	13-0
2-21-04	Norman, Okla.	W	10-0
2-21-04	Norman, Okla.	W	4-2

**NORTH CAROLINA STATE**

<b>OU Trails:</b>	<b>1-2</b>		
<b>Neutral:</b>	<b>1-2</b>		
<b>Date</b>	<b>Location</b>	<b>W/L</b>	<b>Score</b>
3-16-07	Fullerton, Calif.	L	0-7
2-13-09	Houston, Texas	L	1-2
3-15-13	Fullerton, Calif.	W	3-0

**NORTH DAKOTA STATE**

<b>OU Leads:</b>	<b>2-1</b>		
<b>In Norman:</b>	<b>2-1</b>		
<b>Date</b>	<b>Location</b>	<b>W/L</b>	<b>Score</b>
2-16-06	Norman, Okla.	W	9-0
2-16-06	Norman, Okla.	W	7-2
5-16-09	Norman, Okla.	L	0-1 (11)

**NORTH TEXAS**

<b>OU Leads:</b>	<b>25-0</b>		
<b>In Norman:</b>	<b>17-0</b>		
<b>In Denton:</b>	<b>8-0</b>		
<b>Date</b>	<b>Location</b>	<b>W/L</b>	<b>Score</b>
4-15-87	Norman, Okla.	W	7-0
4-13-88	Norman, Okla.	W	7-0
2-18-04	Norman, Okla.	W	7-2
2-18-04	Norman, Okla.	W	5-4
2-20-05	Norman, Okla.	W	5-1
3-30-05	Denton, Texas	W	9-1
5-4-05	Norman, Okla.	W	11-3
3-11-06	Norman, Okla.	W	10-1
3-12-06	Norman, Okla.	W	10-5
3-22-06	Denton, Texas	W	7-0
5-3-06	Norman, Okla.	W	4-0
3-1-07	Norman, Okla.	W	4-1
4-11-07	Denton, Texas	W	9-2
3-1-08	Norman, Okla.	W	9-0
3-2-08	Norman, Okla.	W	8-0
3-25-09	Norman, Okla.	W	8-1
4-22-09	Denton, Texas	W	7-3
3-10-10	Norman, Okla.	W	6-4
5-6-10	Denton, Texas	W	6-1
3-2-11	Denton, Texas	W	3-0
5-5-11	Norman, Okla.	W	9-1 (5)
2-29-12	Denton, Texas	W	4-1
4-18-12	Norman, Okla.	W	9-4
4-23-13	Denton, Texas	W	12-1 (6)
4-23-14	Norman, Okla.	W	3-0

**NORTHEAST MISSOURI**

<b>OU Leads:</b>	<b>2-0</b>		
<b>Neutral:</b>	<b>2-0</b>		
<b>Date</b>	<b>Location</b>	<b>W/L</b>	<b>Score</b>
4-3-81	Springfield, Mo.	W	3-2
5-7-83	Omaha, Neb.	W	2-0

**NORTHERN ARIZONA**

<b>OU Trails:</b>	<b>0-1</b>		
<b>Neutral:</b>	<b>0-1</b>		
<b>Date</b>	<b>Location</b>	<b>W/L</b>	<b>Score</b>
3-9-85	Las Cruces, N.M.	L	4-5

**NORTHERN COLORADO**

<b>OU Leads:</b>	<b>3-0</b>		
<b>In Norman:</b>	<b>3-0</b>		
<b>Date</b>	<b>Location</b>	<b>W/L</b>	<b>Score</b>
3-23-82	Norman, Okla.	W	7-0
3-8-13	Norman, Okla.	W	14-0 (5)
3-9-13	Norman, Okla.	W	10-0 (5)

**NORTHERN ILLINOIS**

<b>OU Leads:</b>	<b>7-2</b>		
<b>In Norman:</b>	<b>2-1</b>		
<b>Neutral:</b>	<b>5-1</b>		
<b>Date</b>	<b>Location</b>	<b>W/L</b>	<b>Score</b>
3-14-83	Norman, Okla.	W	2-1
3-16-84	Norman, Okla.	W	5-1
3-10-87	Norman, Okla.	L	1-5
5-16-87	Macomb, Ill.	L	0-1
4-22-89	Columbia, Mo.	W	6-5
4-23-89	Columbia, Mo.	W	6-2
5-17-96	Iowa City, Iowa	W	8-0
5-18-96	Iowa City, Iowa	W	3-0
2-23-97	Monroe, La.	W	3-0

**NORTHERN IOWA**

<b>OU Leads:</b>	<b>6-2</b>		
<b>In Norman:</b>	<b>6-1</b>		
<b>Neutral:</b>	<b>0-1</b>		
<b>Date</b>	<b>Location</b>	<b>W/L</b>	<b>Score</b>
5-15-75	Omaha, Neb.	L	0-5
3-16-82	Norman, Okla.	W	6-0
3-18-85	Norman, Okla.	W	4-3
3-13-87	Norman, Okla.	W	7-1 (8)
3-11-88	Norman, Okla.	L	2-10
3-18-09	Norman, Okla.	W	8-0
3-13-10	Norman, Okla.	W	4-1
3-14-10	Norman, Okla.	W	11-1

**NORTHWEST MISSOURI**

<b>OU Leads:</b>	<b>2-0</b>		
<b>Neutral:</b>	<b>2-0</b>		
<b>Date</b>	<b>Location</b>	<b>W/L</b>	<b>Score</b>
9-26-81	Lincoln, Neb.	W	4-0
4-3-82	Springfield, Mo.	W	12-1

**NORTHWESTERN**

<b>OU Leads:</b>	<b>13-2</b>		
<b>Neutral:</b>	<b>13-2</b>		
<b>Date</b>	<b>Location</b>	<b>W/L</b>	<b>Score</b>
2-20-94	Grand Prairie, Texas	W	7-4
3-4-95	Las Cruces, N.M.	W	1-0
3-25-95	Sacramento, Calif.	L	4-5
2-17-96	Grand Prairie, Texas	W	10-9
3-23-96	Fullerton, Calif.	W	5-1
3-1-97	Columbus, Ga.	W	1-0
3-7-97	Oklahoma City, Okla.	W	3-1
2-13-99	Grand Prairie, Texas	W	4-0
5-21-04	Tucson, Ariz.	W	8-0
3-7-09	Oklahoma City, Okla.	W	4-3
3-8-09	Oklahoma City, Okla.	L	0-1
2-19-10	Henderson, Nev.	W	3-0
2-11-11	Tempe, Ariz.	W	9-1 (6)
2-10-13	Phoenix, Ariz.	W	7-4
2-21-14	Palm Springs, Calif.	W	11-9

**NORTHWESTERN ILLINOIS**

<b>OU Leads:</b>	<b>1-0</b>		
<b>In Norman:</b>	<b>1-0</b>		
<b>Date</b>	<b>Location</b>	<b>W/L</b>	<b>Score</b>
3-21-78	Norman, Okla.	W	9-0

**NORTHWESTERN OKLAHOMA STATE**

<b>Series tied:</b>	<b>4-4</b>		
<b>In Norman:</b>	<b>2-2</b>		
<b>Neutral:</b>	<b>2-2</b>		
<b>Date</b>	<b>Location</b>	<b>W/L</b>	<b>Score</b>
4-10-76	Norman, Okla.	L	8-18
4-10-76	Norman, Okla.	W	8-6
4-24-76	Norman, Okla.	L	1-15
4-30-77	Oklahoma City, Okla.	L	3-9
3-29-78	Weatherford, Okla.	W	5-3
4-21-78	Norman, Okla.	W	6-0
3-28-79	Weatherford, Okla.	W	12-0
9-18-81	Ames, Iowa	L	0-1

**NORTHWESTERN STATE**

<b>OU Leads:</b>	<b>6-0</b>		
<b>In Norman:</b>	<b>5-0</b>		
<b>Neutral:</b>	<b>1-0</b>		
<b>Date</b>	<b>Location</b>	<b>W/L</b>	<b>Score</b>
2-24-96	Monroe, La.	W	9-1
2-17-02	Norman, Okla.	W	4-1
3-7-03	Norman, Okla.	W	5-3
3-8-03	Norman, Okla.	W	6-3
2-17-07	Norman, Okla.	W	12-0
2-18-07	Norman, Okla.	W	15-0

**NORTHWOOD**

<b>OU Leads:</b>	<b>3-0</b>		
<b>Neutral:</b>	<b>3-0</b>		
<b>Date</b>	<b>Location</b>	<b>W/L</b>	<b>Score</b>
3-14-91	Fort Myers, Fla.	W	6-2
3-4-94	Gainesville, Fla.	W	3-2
3-5-94	Gainesville, Fla.	W	5-2

**NOTRE DAME**

<b>OU Leads:</b>	<b>5-4</b>		
<b>Neutral:</b>	<b>5-4</b>		
<b>Date</b>	<b>Location</b>	<b>W/L</b>	<b>Score</b>
3-10-92	Tampa, Fla.	L	0-1
3-10-92	Tampa, Fla.	W	3-0
3-18-00	Fullerton, Calif.	L	2-4
3-16-01	Fullerton, Calif.	W	4-2
2-24-02	Columbus, Ga.	W	3-2
2-23-07	Palm Springs, Calif.	W	7-3
3-12-09	Fullerton, Calif.	L	3-4
3-16-11	Fullerton, Calif.	L	1-2
2-17-13	San Diego, Calif.	W	7-5 (9)

**OHIO STATE**

<b>OU Leads:</b>	<b>6-0</b>		
<b>In Norman:</b>	<b>4-0</b>		
<b>Neutral:</b>	<b>2-0</b>		
<b>Date</b>	<b>Location</b>	<b>W/L</b>	<b>Score</b>
3-23-79	Norman, Okla.	W	9-3
3-24-80	Norman, Okla.	W	8-0
3-24-80	Norman, Okla.	W	2-1
3-23-81	Norman, Okla.	W	3-1
3-22-97	Fullerton, Calif.	W	3-1
2-25-07	Palm Springs, Calif.	W	7-2

**OKLAHOMA BAPTIST**

<b>OU Leads:</b>	<b>25-6</b>		
<b>In Norman:</b>	<b>12-5</b>		
<b>In Shawnee:</b>	<b>13-1</b>		
<b>Date</b>	<b>Location</b>	<b>W/L</b>	<b>Score</b>
3-19-75	Norman, Okla.	W	3-1
4-12-75	Norman, Okla.	L	2-3
4-23-75	Shawnee, Okla.	W	5-2
3-10-77	Norman, Okla.	W	17-1
4-22-77	Norman, Okla.	L	4-8
4-26-77	Shawnee, Okla.	W	6-4
4-19-78	Norman, Okla.	W	11-8
4-6-82	Norman, Okla.	W	3-0
4-6-82	Norman, Okla.	W	4-0
3-31-87	Shawnee, Okla.	W	3-1
3-31-87	Shawnee, Okla.	W	2-0
3-15-88	Norman, Okla.	W	9-0
3-15-88	Norman, Okla.	W	2-1
4-5-88	Shawnee, Okla.	W	4-0
4-5-88	Shawnee, Okla.	W	4-1
3-14-89	Shawnee, Okla.	W	6-2
3-14-89	Shawnee, Okla.	W	5-2
4-20-89	Norman, Okla.	W	4-3
4-20-89	Norman, Okla.	L	2-3
3-26-91	Shawnee, Okla.	W	12-6
3-26-91	Shawnee, Okla.	W	6-4
4-1-92	Norman, Okla.	W	8-0
4-1-92	Norman, Okla.	L	4-5
4-22-92	Shawnee, Okla.	L	0-2
4-22-92	Shawnee, Okla.	W	1-0
4-2-93	Norman, Okla.	W	4-3
4-2-93	Norman, Okla.	W	2-0
5-8-93	Norman, Okla.	W	13-4
5-9-93	Norman, Okla.	L	2-3
3-16-94	Shawnee, Okla.	W	18-0
3-16-94	Shawnee, Okla.	W	14-0

**OKLAHOMA CHRISTIAN**

<b>OU Leads:</b>	<b>7-0</b>		
<b>In Norman:</b>	<b>6-0</b>		
<b>Neutral:</b>	<b>1-0</b>		
<b>Date</b>	<b>Location</b>	<b>W/L</b>	<b>Score</b>
9-22-81	Norman, Okla.	W	7-2
3-19-94	Stillwater, Okla.	W	5-4
2-9-99	Norman, Okla.	W	8-0
2-9-99	Norman, Okla.	W	7-0
3-7-99	Norman, Okla.	W	4-1
3-7-99	Norman, Okla.	W	10-0
2-11-04	Norman, Okla.	W	8-0

**OKLAHOMA CITY**

<b>OU Leads:</b>	<b>36-17</b>		
<b>In Norman:</b>	<b>20-10</b>		
<b>In Oklahoma City:</b>	<b>14-6</b>		
<b>Neutral:</b>	<b>2-1</b>		
<b>Date</b>	<b>Location</b>	<b>W/L</b>	<b>Score</b>
4-1-81	Oklahoma City, Okla.	W	19-5
4-1-81	Oklahoma City, Okla.	W	9-3
4-21-81	Norman, Okla.	W	3-1
9-11-81	Norman, Okla.	W	5-0
9-22-81	Norman, Okla.	W	2-1
10-9-81	Stillwater, Okla.	W	8-0
4-21-82	Oklahoma City, Okla.	L	4-5
4-21-82	Oklahoma City, Okla.	W	3-2
3-1-83	Norman, Okla.	W	7-0 (f)
4-7-83	Oklahoma City, Okla.	W	3-0
4-7-83	Oklahoma City, Okla.	W	8-1
5-3-83	Norman, Okla.	W	4-0
4-4-84	Oklahoma City, Okla.	W	6-0
4-4-84	Oklahoma City, Okla.	W	4-3



**SERIES HISTORY**

5-1-84	Norman, Okla.	W	7-0
5-1-84	Norman, Okla.	W	3-2
4-9-85	Norman, Okla.	W	5-0
4-9-85	Norman, Okla.	W	4-2
4-8-86	Oklahoma City, Okla.	W	9-0
4-8-86	Oklahoma City, Okla.	W	4-1
3-30-87	Norman, Okla.	W	3-1
3-30-87	Norman, Okla.	L	1-2
4-6-88	Oklahoma City, Okla.	W	2-1
4-6-88	Oklahoma City, Okla.	L	0-1
3-10-89	Norman, Okla.	W	6-2
3-23-89	Norman, Okla.	L	3-4
3-23-89	Norman, Okla.	L	2-5
4-4-89	Oklahoma City, Okla.	L	3-5
4-4-89	Oklahoma City, Okla.	L	1-3
4-10-90	Norman, Okla.	L	0-1
4-10-90	Norman, Okla.	L	1-2
2-27-92	Oklahoma City, Okla.	W	4-1
4-8-92	Norman, Okla.	L	3-7
4-8-92	Norman, Okla.	L	7-10
4-11-92	Oklahoma City, Okla.	W	6-4
3-23-93	Oklahoma City, Okla.	L	2-5
3-23-93	Oklahoma City, Okla.	L	0-4
2-20-95	Norman, Okla.	W	2-0
2-20-95	Norman, Okla.	L	4-7
2-18-97	Oklahoma City, Okla.	W	5-3
2-18-97	Oklahoma City, Okla.	W	4-1
2-23-97	Monroe, La.	L	0-1
3-15-97	Houston, Texas	W	8-7
2-24-98	Norman, Okla.	W	5-1
2-24-98	Norman, Okla.	W	12-4
3-9-99	Norman, Okla.	L	7-8 (8)
3-9-99	Norman, Okla.	W	3-2
4-25-00	Norman, Okla.	W	6-0
4-25-00	Norman, Okla.	W	1-0
2-19-02	Norman, Okla.	W	8-2
4-15-03	Norman, Okla.	W	11-2
2-22-05	Norman, Okla.	W	8-3
3-2-06	Norman, Okla.	L	5-6

**OKLAHOMA STATE**

<b>OU Leads:</b>	<b>79-70</b>		
<b>In Norman:</b>	<b>37-21</b>		
<b>In Stillwater:</b>	<b>26-33</b>		
<b>Neutral:</b>	<b>16-16</b>		
<b>Date</b>	<b>Location</b>	<b>W/L</b>	<b>Score</b>
4-9-75	Norman, Okla.	W	11-1
4-16-75	Stillwater, Okla.	W	11-7
4-3-76	Norman, Okla.	L	2-12
4-9-76	Norman, Okla.	L	0-11
3-24-77	Stillwater, Okla.	L	3-13
4-5-77	Norman, Okla.	W	9-6
4-30-77	Oklahoma City, Okla.	L	0-4
3-28-78	Norman, Okla.	W	3-1 (10)
4-4-78	Norman, Okla.	W	6-1
4-22-78	Norman, Okla.	W	10-2
4-13-79	Fort Dodge, Kan.	L	0-7
4-21-79	Norman, Okla.	W	1-0 (13)
4-22-79	Norman, Okla.	W	3-2
4-28-79	Oklahoma City, Okla.	L	0-3
4-28-79	Oklahoma City, Okla.	W	8-5
9-25-79	Stillwater, Okla.	W	6-1
9-25-79	Stillwater, Okla.	L	4-10
10-3-79	Norman, Okla.	W	3-2
10-6-79	Norman, Okla.	W	5-2
4-8-80	Norman, Okla.	W	4-0
4-8-80	Norman, Okla.	W	2-1
4-14-80	Stillwater, Okla.	W	5-1
4-14-80	Stillwater, Okla.	W	4-1
4-18-80	Columbia, Mo.	L	1-4
5-2-80	College Station, Texas	L	4-5
9-25-80	Norman, Okla.	L	1-5
9-25-80	Norman, Okla.	W	3-2
10-9-80	Stillwater, Okla.	L	1-2
10-9-80	Stillwater, Okla.	L	1-2
3-17-81	Norman, Okla.	L	0-3
4-21-81	Norman, Okla.	W	3-0
4-30-81	Stillwater, Okla.	W	4-3
4-30-81	Stillwater, Okla.	W	3-0
9-10-81	Norman, Okla.	L	0-2
9-12-81	Norman, Okla.	W	2-1 (8)
10-8-81	Stillwater, Okla.	L	0-1

10-10-81	Stillwater, Okla.	L	0-1
4-8-82	Norman, Okla.	L	0-1
4-8-82	Norman, Okla.	L	2-6
4-24-82	Norman, Okla.	W	1-0
5-7-82	Oklahoma City, Okla.	L	0-2
5-8-82	Oklahoma City, Okla.	L	2-3
3-19-83	Norman, Okla.	L	0-1
4-12-83	Norman, Okla.	L	0-8
4-12-83	Norman, Okla.	L	0-1
4-20-83	Norman, Okla.	L	3-5 (19)
4-20-83	Norman, Okla.	W	1-0
4-30-83	Norman, Okla.	L	1-2 (9)
4-8-84	Norman, Okla.	W	1-0
4-9-84	Norman, Okla.	L	1-3
4-6-85	Stillwater, Okla.	L	3-4
4-7-85	Stillwater, Okla.	W	1-0
5-3-85	Norman, Okla.	L	2-6
3-25-86	Stillwater, Okla.	L	2-4
4-20-86	Stillwater, Okla.	L	0-2
4-21-86	Stillwater, Okla.	W	3-1 (10)
5-3-86	St. Joseph, Mo.	L	0-7
4-7-87	Norman, Okla.	L	2-3
4-7-87	Norman, Okla.	W	3-1
4-24-87	Stillwater, Okla.	L	3-5
4-25-87	Stillwater, Okla.	L	4-8
4-20-88	Stillwater, Okla.	L	3-4
4-20-88	Stillwater, Okla.	L	0-1
3-31-89	Stillwater, Okla.	L	0-7
3-31-89	Stillwater, Okla.	L	0-7
4-12-89	Norman, Okla.	L	0-2
4-15-89	Oklahoma City, Okla.	L	0-9
4-29-89	Ames, Iowa	L	0-4
4-30-89	Ames, Iowa	L	0-6
4-7-90	Stillwater, Okla.	L	2-5
4-8-90	Stillwater, Okla.	L	1-3
4-17-91	Norman, Okla.	L	0-3
4-27-91	Lincoln, Neb.	L	1-7
4-28-91	Lincoln, Neb.	W	3-0
5-5-91	Oklahoma City, Okla.	L	1-2
4-4-92	Stillwater, Okla.	L	0-2
4-5-92	Stillwater, Okla.	L	0-3
4-11-92	Oklahoma City, Okla.	L	0-2
4-7-93	Stillwater, Okla.	L	0-7
4-7-93	Stillwater, Okla.	L	0-4
4-21-93	Norman, Okla.	L	0-4
4-21-93	Norman, Okla.	L	0-3
3-18-94	Stillwater, Okla.	W	2-0
4-13-94	Stillwater, Okla.	L	0-1
4-13-94	Stillwater, Okla.	L	0-2
5-21-94	Stillwater, Okla.	L	3-4
5-22-94	Stillwater, Okla.	L	1-2
4-5-95	Oklahoma City, Okla.	W	3-2
4-5-95	Oklahoma City, Okla.	L	3-5 (10)
4-26-95	Stillwater, Okla.	L	0-1
4-26-95	Stillwater, Okla.	L	1-3
5-20-95	Stillwater, Okla.	W	2-0
3-16-96	Stillwater, Okla.	W	7-4
4-3-96	Stillwater, Okla.	W	4-0
4-3-96	Stillwater, Okla.	L	1-5
4-17-96	Oklahoma City, Okla.	L	0-1
4-17-96	Oklahoma City, Okla.	W	8-0
5-11-96	Oklahoma City, Okla.	W	5-0
4-2-97	Norman, Okla.	W	1-0
4-16-97	Stillwater, Okla.	W	4-0
5-16-97	Norman, Okla.	L	0-2
5-17-97	Norman, Okla.	L	3-5
2-15-98	Grand Prairie, Texas	W	4-3
4-1-98	Stillwater, Okla.	L	1-2
4-22-98	Norman, Okla.	W	2-1
5-2-98	Oklahoma City, Okla.	W	3-2
2-13-99	Grand Prairie, Texas	W	3-2
4-21-99	Norman, Okla.	W	7-2
4-30-99	Stillwater, Okla.	W	6-2
5-13-99	Oklahoma City, Okla.	W	5-0
4-5-00	Stillwater, Okla.	W	4-2
4-19-00	Norman, Okla.	W	10-5
4-4-01	Norman, Okla.	W	3-0
4-19-01	Stillwater, Okla.	W	16-0
5-12-01	Oklahoma City, Okla.	W	6-0
4-3-02	Stillwater, Okla.	W	6-5
4-24-02	Norman, Okla.	W	5-4 (10)
4-2-03	Norman, Okla.	W	2-1

4-24-03	Stillwater, Okla.	L	0-4
5-3-03	Oklahoma City, Okla.	W	3-2
5-4-03	Oklahoma City, Okla.	W	11-2
4-8-04	Stillwater, Okla.	W	2-1
4-28-04	Norman, Okla.	W	5-1
4-6-05	Norman, Okla.	W	9-0
4-27-05	Stillwater, Okla.	W	3-2 (9)
4-5-06	Stillwater, Okla.	W	15-1
4-26-06	Norman, Okla.	W	9-3
5-11-06	Oklahoma City, Okla.	W	10-2
4-4-07	Norman, Okla.	W	8-0
4-25-07	Stillwater, Okla.	W	2-1
4-22-08	Stillwater, Okla.	W	3-1
4-23-08	Norman, Okla.	W	6-1
4-15-09	Norman, Okla.	W	8-1
4-30-09	Stillwater, Okla.	W	6-2
3-6-10	Oklahoma City, Okla.	L	0-1
4-7-10	Stillwater, Okla.	L	2-3
4-28-10	Norman, Okla.	W	11-1
3-5-11	Oklahoma City, Okla.	W	7-0
4-13-11	Norman, Okla.	W	5-1
4-27-11	Stillwater, Okla.	L	1-2
3-28-12	Oklahoma City, Okla.	W	4-0
4-11-12	Stillwater, Okla.	W	11-1 (5)
4-25-12	Norman, Okla.	W	7-1
5-10-13	Oklahoma City, Okla.	W	10-1 (5)
5-11-13	Norman, Okla.	W	4-0
5-12-13	Stillwater, Okla.	W	5-0
4-2-14	Norman, Okla.	W	2-0
5-10-14	Stillwater, Okla.	W	5-4
5-11-14	Norman, Okla.	W	11-3 (5)

**OREGON**

**OU Leads:** 9-5

**In Norman:** 3-0

**Neutral:** 6-5

Date	Location	W/L	Score
4-26-80	Berkely, Calif.	W	5-1
3-3-88	Las Cruces, N.M.	L	0-3
3-3-89	Las Cruces, N.M.	L	0-7
2-17-90	Tucson, Ariz.	L	0-2
3-26-95	Sacramento, Calif.	W	6-2
3-3-96	Columbus, Ga.	W	4-2
2-14-99	Grand Prairie, Texas	W	3-2
5-22-05	Norman, Okla.	W	2-1
2-23-06	Palm Springs, Calif.	W	1-0
2-23-08	Palm Springs, Calif.	L	0-1
5-16-08	Norman, Okla.	W	6-0
5-18-08	Norman, Okla.	W	11-0
2-9-13	Phoenix, Ariz.	W	12-0 (5)
5-31-14	Oklahoma City, Okla.	L	2-4

**OREGON STATE**

**OU Leads:** 13-2

**In Norman:** 3-0

**Neutral:** 10-2

Date	Location	W/L	Score
4-25-80	Berkely, Calif.	W	1-0
3-4-95	Las Cruces, N.M.	W	9-1
3-20-97	Fullerton, Calif.	L	1-4
3-23-97	Fullerton, Calif.	W	4-1
3-19-98	Fullerton, Calif.	L	1-3
3-16-00	Fullerton, Calif.	W	9-0
5-20-00	Norman, Okla.	W	5-3
5-21-00	Norman, Okla.	W	3-2
2-23-01	Columbus, Ga.	W	1-0
5-18-03	Gainesville, Fla.	W	7-2
2-24-07	Palm Springs, Calif.	W	4-1
2-26-10	Cathedral City, Calif.	W	6-1
5-20-12	Norman, Okla.	W	6-0
2-8-13	Phoenix, Ariz.	W	14-2 (5)
2-20-14	Palm Springs, Calif.	W	11-3 (6)

**PACIFIC**

**OU Leads:** 8-2

**Neutral:** 8-2

Date	Location	W/L	Score
3-23-85	Fullerton, Calif.	L	0-2
3-27-93	Sunnyvale, Calif.	L	1-7
3-25-94	Sacramento, Calif.	W	6-1
3-25-95	Sacramento, Calif.	W	5-1
2-25-06	Palm Springs, Calif.	W	8-5

3-15-07	Fullerton, Calif.	W	10-3
2-22-08	Palm Springs, Calif.	W	14-5
2-25-10	Cathedral City, Calif.	W	9-0
3-18-11	Fullerton, Calif.	W	13-2 (5)
3-15-13	Fullerton, Calif.	W	9-0 (5)

**PENN**  
**OU Leads:** 3-0  
**Neutral:** 3-0

Date	Location	W/L	Score
3-6-92	Fort Myers, Fla.	W	8-0
3-5-94	Gainesville, Fla.	W	18-3
3-7-94	Gainesville, Fla.	W	13-1

**PENN STATE**  
**OU Leads:** 4-1  
**Neutral:** 4-1

Date	Location	W/L	Score
3-12-93	Tampa, Fla.	W	1-0
2-18-00	Tucson, Ariz.	W	9-3
3-18-11	Fullerton, Calif.	L	2-5
3-16-12	Fullerton, Calif.	W	6-1
3-17-13	Fullerton, Calif.	W	8-0 (5)

**PHILLIPS**  
**OU Leads:** 2-0  
**In Norman:** 1-0  
**Neutral:** 1-0

Date	Location	W/L	Score
4-11-75	Norman, Okla.	W	5-4
4-18-75	Weatherford, Okla.	W	14-11

**PIMA**  
**OU Leads:** 1-0  
**Neutral:** 1-0

Date	Location	W/L	Score
3-8-85	Las Cruces, N.M.	W	7-4

**PITTSBURGH**  
**OU Leads:** 1-0  
**Neutral:** 1-0

Date	Location	W/L	Score
2-9-14	Fullerton, Calif.	W	2-1

**PITTSBURGH STATE**  
**Series tied:** 1-1  
**In Norman:** 0-1  
**Neutral:** 1-0

Date	Location	W/L	Score
4-4-80	Springfield, Mo.	W	5-1
3-19-81	Norman, Okla.	L	2-3

**PORTLAND STATE**  
**OU Leads:** 1-0  
**Neutral:** 1-0

Date	Location	W/L	Score
4-24-80	Berkely, Calif.	W	12-0

**PRINCETON**  
**OU Leads:** 2-0  
**Neutral:** 2-0

Date	Location	W/L	Score
5-15-87	Macomb, Ill.	W	5-1
3-16-08	Sacramento, Calif.	W	4-3

**PROVIDENCE**  
**Series tied:** 1-1  
**Neutral:** 1-1

Date	Location	W/L	Score
3-5-93	Fort Myers, Fla.	L	3-4
5-21-94	Stillwater, Okla.	W	4-1

**PURDUE**  
**OU Leads:** 1-0  
**Neutral:** 1-0

Date	Location	W/L	Score
2-11-00	Grand Prairie, Texas	W	6-1

**QUINCY COLLEGE**  
**OU Leads:** 1-0  
**In Norman:** 1-0

Date	Location	W/L	Score
3-10-87	Norman, Okla.	W	7-5

**REGIS**  
**OU Leads:** 2-0  
**In Denver:** 2-0

Date	Location	W/L	Score
4-24-92	Denver, Colo.	W	4-0
4-24-92	Denver, Colo.	W	13-3

**RHODE ISLAND**  
**Series tied:** 1-1  
**In Norman:** 0-1  
**Neutral:** 1-0

Date	Location	W/L	Score
5-21-82	Norman, Okla.	L	0-2
3-10-92	Tampa, Fla.	W	18-0

**ROBERT MORRIS**  
**OU Leads:** 2-1  
**In Norman:** 1-1  
**Neutral:** 1-0

Date	Location	W/L	Score
3-12-92	Tampa, Fla.	W	5-4
3-10-94	Norman, Okla.	W	6-2
3-10-94	Norman, Okla.	L	2-12

**RUTGERS**  
**OU Leads:** 3-0  
**In Norman:** 1-0  
**Neutral:** 2-0

Date	Location	W/L	Score
3-19-81	Norman, Okla.	W	1-0
3-14-97	Houston, Texas	W	8-0
3-15-02	Fullerton, Calif.	W	8-3 (8)

**ST. GREGORY'S**  
**OU Leads:** 5-0  
**In Norman:** 5-0

Date	Location	W/L	Score
3-11-03	Norman, Okla.	W	7-4
3-11-03	Norman, Okla.	W	5-0
2-12-08	Norman, Okla.	W	10-0
2-17-10	Norman, Okla.	W	9-1
2-16-11	Norman, Okla.	W	9-0 (5)

**SACRAMENTO STATE**  
**Series tied:** 2-2  
**In Sacramento:** 1-1  
**Neutral:** 1-1

Date	Location	W/L	Score
3-27-92	San Jose, Calif.	W	9-5
3-26-93	Sunnyvale, Calif.	L	0-4
3-26-95	Sacramento, Calif.	L	1-4
3-15-08	Sacramento, Calif.	W	2-0

**SAINT EDWARDS**  
**Series tied:** 1-1  
**Neutral:** 1-1

Date	Location	W/L	Score
2-23-91	Grand Prairie, Texas	L	2-3
2-23-91	Grand Prairie, Texas	W	2-1

**SAINT JOSEPH'S [Pa.]**  
**OU Leads:** 1-0  
**Neutral:** 1-0

Date	Location	W/L	Score
3-7-92	Fort Myers, Fla.	W	6-2

**SAINT LOUIS**  
**OU Leads:** 3-0  
**In Norman:** 1-0  
**Neutral:** 2-0

Date	Location	W/L	Score
3-24-83	Bartlesville, Okla.	W	15-0
4-9-95	Springfield, Mo.	W	9-0
3-1-09	Norman, Okla.	W	7-4

**SAINT MARY'S**  
**OU Trails:** 1-2  
**Neutral:** 1-2

Date	Location	W/L	Score
9-14-79	College Station, Texas	W	15-0
9-13-80	San Antonio, Texas	L	2-5
3-20-87	Houston, Texas	L	0-3

**SAINT THOMAS**  
**OU Leads:** 1-0  
**Neutral:** 1-0

Date	Location	W/L	Score
3-5-94	Fort Myers, Fla.	W	15-0

**SAM HOUSTON STATE**  
**OU Leads:** 10-7  
**In Norman:** 2-1  
**Neutral:** 8-6

Date	Location	W/L	Score
3-31-78	Denton, Texas	L	0-2
5-5-78	Denton, Texas	W	3-2
5-6-79	Norman, Okla.	W	4-2
5-2-80	College Station, Texas	W	2-1
9-20-80	Nacogdoches, Texas	L	3-6
3-26-81	Denton, Texas	W	5-2
3-19-87	Houston, Texas	L	2-4
3-9-88	Oklahoma City, Okla.	L	0-10
3-9-88	Oklahoma City, Okla.	L	1-2
3-11-89	Norman, Okla.	W	2-1
3-12-94	Tampa, Fla.	W	9-1
2-24-96	Monroe, La.	L	1-6
2-22-04	Norman, Okla.	L	1-3
2-22-04	Norman, Okla.	W	15-10
2-11-05	Houston, Texas	W	1-0
2-12-05	Houston, Texas	W	12-2
2-19-11	Las Cruces, N.M.	W	12-4

**SAMFORD**  
**OU Leads:** 2-0  
**Neutral:** 2-0

Date	Location	W/L	Score
3-9-91	Tampa, Fla.	W	2-0
2-23-92	Lafayette, La.	W	6-0

**SAN DIEGO STATE**  
**OU Leads:** 9-1  
**In San Diego:** 2-1  
**Neutral:** 7-0

Date	Location	W/L	Score
3-7-98	Tucson, Ariz.	W	4-2
3-7-98	Tucson, Ariz.	W	3-2
3-21-98	Fullerton, Calif.	W	4-1
2-23-01	Columbus, Ga.	W	8-2
3-20-01	San Diego, Calif.	L	1-4
3-16-04	San Diego, Calif.	W	4-1
2-23-08	Palm Springs, Calif.	W	1-0
2-25-10	Cathedral City, Calif.	W	4-0
2-23-12	Palm Springs, Calif.	W	5-0
2-15-13	San Diego, Calif.	W	4-0

**SAN JOSE STATE**  
**OU Trails:** 0-2  
**Neutral:** 0-2

Date	Location	W/L	Score
3-25-88	Sunnyvale, Calif.	L	1-7
3-19-10	Fullerton, Calif.	L	4-5

**SANTA CLARA**  
**OU Leads:** 2-0  
**Neutral:** 2-0

Date	Location	W/L	Score
3-26-88	Sunnyvale, Calif.	W	8-4
2-8-14	Fullerton, Calif.	W	10-1 (5)

**SETON HALL**  
**OU Leads:** 1-0  
**Neutral:** 1-0

Date	Location	W/L	Score
2-26-05	Columbus, Ga.	W	4-1





# SERIES HISTORY

## SLIPPERY ROCK

<b>OU Leads:</b>	<b>1-0</b>		
<b>Neutral:</b>	<b>1-0</b>		
<b>Date</b>	<b>Location</b>	<b>W/L</b>	<b>Score</b>
3-4-94	Fort Myers, Fla.	W	11-0

## SOUTH CAROLINA

<b>OU Trails:</b>	<b>2-5</b>		
<b>In Norman:</b>	<b>0-1</b>		
<b>Neutral:</b>	<b>2-4</b>		
<b>Date</b>	<b>Location</b>	<b>W/L</b>	<b>Score</b>
4-15-83	Ruston, La.	L	0-5
3-9-91	Tampa, Fla.	L	1-2 (8)
3-9-94	Norman, Okla.	L	2-5
3-2-96	Columbus, Ga.	L	1-2 (8)
3-21-96	Fullerton, Calif.	W	2-0
2-24-01	Columbus, Ga.	L	0-4
2-16-08	Las Vegas, Nev.	W	2-1

## SOUTH FLORIDA

<b>Series tied:</b>	<b>3-3</b>		
<b>In Tampa:</b>	<b>0-2</b>		
<b>Neutral:</b>	<b>3-1</b>		
<b>Date</b>	<b>Location</b>	<b>W/L</b>	<b>Score</b>
3-8-91	Tampa, Fla.	L	2-3
3-12-92	Tampa, Fla.	L	0-5
2-7-03	Gainesville, Fla.	L	4-5
2-8-03	Gainesville, Fla.	W	8-0
5-16-03	Gainesville, Fla.	W	8-0
5-31-12	Oklahoma City, Okla.	W	5-1

## SOUTHEAST MISSOURI

<b>OU Leads:</b>	<b>2-1</b>		
<b>In Norman:</b>	<b>1-1</b>		
<b>Neutral:</b>	<b>1-0</b>		
<b>Date</b>	<b>Location</b>	<b>W/L</b>	<b>Score</b>
3-29-80	Denton, Texas	W	3-1
3-31-80	Norman, Okla.	L	1-5
3-30-81	Norman, Okla.	W	7-2

## SOUTHEASTERN LOUISIANA

<b>OU Leads:</b>	<b>3-0</b>		
<b>Neutral:</b>	<b>3-0</b>		
<b>Date</b>	<b>Location</b>	<b>W/L</b>	<b>Score</b>
3-22-91	Lafayette, La.	W	4-2
3-23-91	Lafayette, La.	W	6-1
2-6-04	Baton Rouge, La.	W	5-4

## SOUTHERN ILLINOIS

<b>OU Leads:</b>	<b>8-2</b>		
<b>In Norman:</b>	<b>6-0</b>		
<b>Neutral:</b>	<b>2-2</b>		
<b>Date</b>	<b>Location</b>	<b>W/L</b>	<b>Score</b>
4-7-78	Springfield, Mo.	L	3-5
3-16-81	Norman, Okla.	W	2-1
4-3-81	Springfield, Mo.	W	4-3
3-18-83	Norman, Okla.	W	1-0
3-13-84	Norman, Okla.	W	2-0
3-14-85	Norman, Okla.	W	5-0
3-12-86	Norman, Okla.	W	1-0
3-14-86	Norman, Okla.	W	1-0
2-22-97	Monroe, La.	L	0-1 (8)
2-23-97	Monroe, La.	W	4-2

## SOUTHERN ILLINOIS EDWARDSVILLE

<b>OU Leads:</b>	<b>2-0</b>		
<b>In Norman:</b>	<b>1-0</b>		
<b>Neutral:</b>	<b>1-0</b>		
<b>Date</b>	<b>Location</b>	<b>W/L</b>	<b>Score</b>
3-18-85	Norman, Okla.	W	7-1
2-15-14	Tempe, Ariz.	W	7-2

## SOUTHERN MISSISSIPPI

<b>OU Trails:</b>	<b>2-3</b>		
<b>In Norman:</b>	<b>0-1</b>		
<b>Neutral:</b>	<b>2-2</b>		
<b>Date</b>	<b>Location</b>	<b>W/L</b>	<b>Score</b>
5-21-99	Baton Rouge, La.	L	0-5
2-13-00	Grand Prairie, Texas	W	10-1
3-12-00	Norman, Okla.	L	4-5
5-27-00	Oklahoma City, Okla.	W	3-1
2-25-01	Columbus, Ga.	L	1-2

## SOUTHERN UTAH

<b>OU Leads:</b>	<b>3-0</b>		
<b>Neutral:</b>	<b>3-0</b>		
<b>Date</b>	<b>Location</b>	<b>W/L</b>	<b>Score</b>
3-2-95	Las Cruces, N.M.	W	8-0
2-11-06	Las Vegas, Nev.	W	9-0
2-18-11	Las Cruces, N.M.	W	8-3

## SOUTHWEST BAPTIST

<b>OU Leads:</b>	<b>1-0</b>		
<b>Neutral:</b>	<b>1-0</b>		
<b>Date</b>	<b>Location</b>	<b>W/L</b>	<b>Score</b>
4-5-75	Springfield, Mo.	W	19-1

## STANFORD

<b>OU Trails:</b>	<b>2-3</b>		
<b>Neutral:</b>	<b>2-3</b>		
<b>Date</b>	<b>Location</b>	<b>W/L</b>	<b>Score</b>
3-4-00	Columbus, Ga.	W	8-0
5-29-04	Oklahoma City, Okla.	L	2-3
2-22-08	Palm Springs, Calif.	L	2-3
2-24-12	Palm Springs, Calif.	L	0-5
2-8-13	Phoenix, Ariz.	W	6-0

## STEPHEN F. AUSTIN

<b>OU Leads:</b>	<b>12-0</b>		
<b>In Norman:</b>	<b>3-0</b>		
<b>In Nacogdoches:</b>	<b>1-0</b>		
<b>Neutral:</b>	<b>8-0</b>		
<b>Date</b>	<b>Location</b>	<b>W/L</b>	<b>Score</b>
4-7-79	Springfield, Mo.	W	2-1
5-5-79	Norman, Okla.	W	4-3 (15)
9-22-79	Denton, Texas	W	3-1
9-28-79	Nacogdoches, Texas	W	4-0
4-4-80	Springfield, Mo.	W	11-0
2-16-96	Grand Prairie, Texas	W	13-0
2-25-96	Monroe, La.	W	8-2
3-8-97	Tempe, Ariz.	W	9-0
2-13-98	Grand Prairie, Texas	W	8-0
2-8-02	Grand Prairie, Texas	W	8-0
2-18-09	Norman, Okla.	W	4-3 (8)
2-18-09	Norman, Okla.	W	3-1

## STETSON

<b>OU Leads:</b>	<b>2-0</b>		
<b>Neutral:</b>	<b>2-0</b>		
<b>Date</b>	<b>Location</b>	<b>W/L</b>	<b>Score</b>
3-18-90	Tallahassee, Fla.	W	7-6
3-18-90	Tallahassee, Fla.	W	7-0 (f)

## SOUTHWESTERN OKLAHOMA STATE

<b>OU Leads:</b>	<b>9-2</b>		
<b>In Norman:</b>	<b>3-2</b>		
<b>In Weatherford:</b>	<b>2-0</b>		
<b>Neutral:</b>	<b>4-0</b>		
<b>Date</b>	<b>Location</b>	<b>W/L</b>	<b>Score</b>
4-12-75	Norman, Okla.	L	8-10
4-19-75	Weatherford, Okla.	W	10-2
4-9-76	Norman, Okla.	L	2-9
4-2-77	Edmond, Okla.	W	9-1
4-5-77	Norman, Okla.	W	7-6
4-13-77	Weatherford, Okla.	W	14-4
4-29-77	Oklahoma City, Okla.	W	12-2
3-29-78	Weatherford, Okla.	W	11-0
4-4-78	Norman, Okla.	W	11-5
3-28-79	Weatherford, Okla.	W	17-1
4-19-79	Norman, Okla.	W	8-4

## SYRACUSE

<b>OU Leads:</b>	<b>3-0</b>		
<b>Neutral:</b>	<b>3-0</b>		
<b>Date</b>	<b>Location</b>	<b>W/L</b>	<b>Score</b>
3-18-05	Fullerton, Calif.	W	3-0
5-21-10	College Park, Md.	W	10-0
2-22-14	Palm Springs, Calif.	W	6-2

## TARKIO

<b>OU Trails:</b>	<b>1-3</b>		
<b>In Norman:</b>	<b>1-1</b>		
<b>Neutral:</b>	<b>0-2</b>		
<b>Date</b>	<b>Location</b>	<b>W/L</b>	<b>Score</b>
4-8-77	Springfield, Mo.	L	6-7

3-24-78	Norman, Okla.	L	1-4
4-1-78	Denton, Texas	L	2-4
3-22-79	Norman, Okla.	W	5-3

## TARLETON STATE

<b>OU Leads:</b>	<b>1-0</b>		
<b>Neutral:</b>	<b>1-0</b>		
<b>Date</b>	<b>Location</b>	<b>W/L</b>	<b>Score</b>
3-14-97	Houston, Texas	W	4-0

## TEMPLE

<b>OU Leads:</b>	<b>5-0</b>		
<b>In Norman:</b>	<b>2-0</b>		
<b>Neutral:</b>	<b>3-0</b>		
<b>Date</b>	<b>Location</b>	<b>W/L</b>	<b>Score</b>
3-12-93	Tampa, Fla.	W	2-1
3-13-93	Tampa, Fla.	W	3-1
5-20-04	Tucson, Ariz.	W	5-0
3-3-07	Norman, Okla.	W	10-0
3-4-07	Norman, Okla.	W	21-0

## TENNESSEE

<b>Series Tied:</b>	<b>4-4</b>		
<b>In Norman:</b>	<b>2-2</b>		
<b>Neutral:</b>	<b>2-2</b>		
<b>Date</b>	<b>Location</b>	<b>W/L</b>	<b>Score</b>
3-6-09	Norman, Okla.	L	1-4
3-7-09	Oklahoma City, Okla.	L	5-6 (8)
2-14-10	Clermont, Fla.	L	2-4
6-3-13	Oklahoma City, Okla.	W	5-3 (12)
6-4-13	Oklahoma City, Okla.	W	4-0
5-23-14	Norman, Okla.	W	8-1
5-24-14	Norman, Okla.	L	0-4
5-25-14	Norman, Okla.	W	8-2

## TENNESSEE TECH

<b>OU Leads:</b>	<b>4-0</b>		
<b>Neutral:</b>	<b>4-0</b>		
<b>Date</b>	<b>Location</b>	<b>W/L</b>	<b>Score</b>
3-15-91	Fort Myers, Fla.	W	5-1
3-15-91	Fort Myers, Fla.	W	7-3
3-9-92	Fort Myers, Fla.	W	6-0
2-19-00	Tucson, Ariz.	W	16-1

## TEXAS

<b>OU Leads:</b>	<b>28-24</b>		
<b>In Norman:</b>	<b>13-8</b>		
<b>In Austin:</b>	<b>8-9</b>		
<b>Neutral:</b>	<b>7-7</b>		
<b>Date</b>	<b>Location</b>	<b>W/L</b>	<b>Score</b>
4-19-97	Austin, Texas	L	1-4
4-19-97	Austin, Texas	W	10-0
5-2-97	Oklahoma City, Okla.	W	6-5
3-22-98	Fullerton, Calif.	L	0-2
4-18-98	Norman, Okla.	L	0-1
4-18-98	Norman, Okla.	W	5-4
5-1-98	Oklahoma City, Okla.	W	1-0
3-20-99	Fullerton, Calif.	L	1-5
4-18-99	Austin, Texas	W	2-1
4-18-99	Austin, Texas	L	0-1
3-4-00	Columbus, Ga.	W	8-1
4-8-00	Austin, Texas	W	5-1
4-9-00	Austin, Texas	W	9-5
5-12-00	Oklahoma City, Okla.	W	11-0
4-7-01	Norman, Okla.	W	4-1
4-8-01	Norman, Okla.	W	7-4
3-15-02	Fullerton, Calif.	L	0-1
4-14-02	Norman, Okla.	L	1-2 (10)
4-14-02	Norman, Okla.	L	2-3
5-4-02	Oklahoma City, Okla.	W	4-0
5-5-02	Oklahoma City, Okla.	L	0-2
5-18-02	Norman, Okla.	W	4-1
4-11-03	Austin, Texas	L	0-1 (9)
4-12-03	Austin, Texas	L	1-2
5-2-03	Oklahoma City, Okla.	L	0-1
5-4-03	Oklahoma City, Okla.	L	0-1
4-3-04	Norman, Okla.	W	3-2
4-4-04	Norman, Okla.	W	9-6
4-9-05	Norman, Okla.	L	2-4
4-10-05	Norman, Okla.	W	4-0
5-13-05	Oklahoma City, Okla.	L	1-3
4-14-06	Norman, Okla.	L	4-9

# SERIES HISTORY

4-15-06	Norman, Okla.	L	0-2
3-24-07	Austin, Texas	W	7-0
3-25-07	Austin, Texas	L	4-5 (10)
4-26-08	Norman, Okla.	W	8-0
4-27-08	Norman, Okla.	W	8-0
3-28-09	Austin, Texas	L	6-15
3-29-09	Austin, Texas	L	7-9
5-9-09	Oklahoma City, Okla.	W	6-2
4-30-11	Austin, Texas	W	5-2
5-1-11	Austin, Texas	L	3-5
5-4-12	Norman, Okla.	W	5-2 (8)
5-5-12	Norman, Okla.	W	9-3
5-6-12	Norman, Okla.	L	5-12
4-19-13	Austin, Texas	W	6-1
4-20-13	Austin, Texas	L	2-4
4-21-13	Austin, Texas	W	5-3
6-1-13	Oklahoma City, Okla.	W	10-2 (5)
4-17-14	Norman, Okla.	W	4-1
4-18-14	Norman, Okla.	L	0-9 (6)
4-19-14	Norman, Okla.	W	8-0 (5)

## TEXAS A&M

<b>OU Leads:</b>	<b>47-30</b>		
<b>In Norman:</b>	<b>22-8</b>		
<b>In College Station:</b>	<b>13-12</b>		
<b>Neutral:</b>	<b>12-10</b>		
<b>Date</b>	<b>Location</b>	<b>W/L</b>	<b>Score</b>
4-22-77	Norman, Okla.	L	0-7
4-8-78	Springfield, Mo.	L	1-6
4-8-79	Springfield, Mo.	W	3-0
5-5-79	Norman, Okla.	L	0-1
5-6-79	Norman, Okla.	L	0-3
9-14-79	College Station, Texas	L	0-5
9-15-79	College Station, Texas	L	1-5
9-21-79	Denton, Texas	L	3-4
9-29-79	Nacogdoches, Texas	W	3-2
3-28-80	Denton, Texas	L	0-7
5-1-80	College Station, Texas	L	0-1
9-13-80	San Antonio, Texas	L	3-4
9-19-80	Nacogdoches, Texas	L	1-2
10-9-80	Denton, Texas	L	3-13
3-21-81	Norman, Okla.	W	1-0
3-9-82	Bryan, Texas	L	0-3
3-9-82	Bryan, Texas	L	0-1
3-17-84	Norman, Okla.	L	0-1
3-16-85	Norman, Okla.	W	1-0
4-24-86	Logan, Utah	W	3-1
3-17-89	Sunnyvale, Calif.	L	3-5
4-15-89	Oklahoma City, Okla.	W	7-4
2-20-94	Grand Prairie, Texas	L	4-9
3-24-94	Sacramento, Calif.	W	3-1
4-1-94	Sand Springs, Okla.	W	1-0
2-17-95	Grand Prairie, Texas	W	2-0
2-25-95	College Station, Texas	W	5-1
4-6-96	Norman, Okla.	W	6-2
4-6-96	Norman, Okla.	W	4-2
4-7-96	Norman, Okla.	W	2-1 (11)
3-15-97	Houston, Texas	W	5-0
4-20-97	College Station, Texas	L	2-8
4-20-97	College Station, Texas	W	8-7
4-19-98	Norman, Okla.	W	1-0 (9)
4-19-98	Norman, Okla.	L	1-3
4-17-99	College Station, Texas	W	3-0
4-17-99	College Station, Texas	W	6-4
3-25-00	College Station, Texas	W	4-2
3-26-00	College Station, Texas	W	4-1
5-11-00	Oklahoma City, Okla.	L	6-9
3-23-01	Norman, Okla.	W	5-1
3-24-01	Norman, Okla.	W	8-0
5-9-01	Oklahoma City, Okla.	W	7-0
3-23-02	College Station, Texas	W	6-1
3-24-02	College Station, Texas	W	2-1
5-17-02	Norman, Okla.	W	7-0
5-19-02	Norman, Okla.	W	8-1
4-26-03	Norman, Okla.	W	4-2
4-27-03	Norman, Okla.	W	12-5
5-2-03	Oklahoma City, Okla.	W	4-0 (9)
3-27-04	College Station, Texas	L	0-1
3-28-04	College Station, Texas	L	4-5
4-16-05	Norman, Okla.	W	15-7
4-17-05	Norman, Okla.	L	1-4
5-13-05	Oklahoma City, Okla.	W	6-2

3-18-06	Fullerton, Calif.	L	6-7
4-8-06	College Station, Texas	W	4-0
4-9-06	College Station, Texas	L	1-5
5-11-06	Oklahoma City, Okla.	W	13-6
3-31-07	Norman, Okla.	W	4-2
4-1-07	Norman, Okla.	L	4-9
4-12-08	College Station, Texas	L	2-4
4-13-08	College Station, Texas	L	0-1
4-18-09	Norman, Okla.	W	7-3
4-19-09	Norman, Okla.	W	3-1
4-10-10	College Station, Texas	W	6-0
4-11-10	College Station, Texas	W	9-4
5-15-10	Oklahoma City, Okla.	W	5-1
4-22-11	Norman, Okla.	L	0-3
4-23-11	Norman, Okla.	W	2-0
4-13-12	College Station, Texas	W	6-1
4-14-12	College Station, Texas	W	5-2
4-14-12	College Station, Texas	L	0-4
5-24-13	Norman, Okla.	W	10-2 (6)
5-25-13	Norman, Okla.	W	8-0 (5)
5-17-14	Norman, Okla.	W	9-8
5-18-14	Norman, Okla.	W	11-6

## TEXAS A&M CORPUS CHRISTI

<b>OU Leads:</b>	<b>2-0</b>		
<b>In Norman:</b>	<b>2-0</b>		
<b>Date</b>	<b>Location</b>	<b>W/L</b>	<b>Score</b>
3-7-02	Norman, Okla.	W	5-4 (9)
3-8-02	Norman, Okla.	W	10-0

## TEXAS-ARLINGTON

<b>OU Leads:</b>	<b>23-19</b>		
<b>In Norman:</b>	<b>11-6</b>		
<b>Neutral:</b>	<b>12-13</b>		
<b>Date</b>	<b>Location</b>	<b>W/L</b>	<b>Score</b>
4-3-76	Norman, Okla.	L	2-18
3-24-78	Norman, Okla.	W	3-1
3-31-78	Denton, Texas	L	1-2
3-23-79	Norman, Okla.	L	2-4
9-28-79	Nacogdoches, Texas	W	3-1
3-28-80	Denton, Texas	W	3-2
3-29-80	Denton, Texas	W	7-1
4-1-80	Norman, Okla.	W	9-1
9-19-80	Nacogdoches, Texas	L	3-4
3-7-82	Grand Prairie, Texas	L	1-2 (12)
3-7-82	Grand Prairie, Texas	W	2-1
5-6-82	Oklahoma City, Okla.	W	5-4
5-8-82	Oklahoma City, Okla.	W	3-0
4-18-84	Norman, Okla.	W	4-0
4-18-84	Norman, Okla.	L	0-3
4-25-84	Grand Prairie, Texas	L	0-1 (9)
4-25-84	Grand Prairie, Texas	L	1-2 (8)
3-28-85	Grand Prairie, Texas	W	2-0
3-28-85	Grand Prairie, Texas	L	0-1
4-15-87	Norman, Okla.	W	3-2
3-10-88	Norman, Okla.	L	0-2
4-13-88	Norman, Okla.	W	2-1
3-11-89	Norman, Okla.	L	0-1
4-12-89	Norman, Okla.	W	5-0
4-4-90	Grand Prairie, Texas	L	0-1
4-4-90	Grand Prairie, Texas	L	2-3
2-24-91	Grand Prairie, Texas	L	0-2
2-24-91	Grand Prairie, Texas	L	2-5
2-15-92	Grand Prairie, Texas	W	3-2
2-15-92	Grand Prairie, Texas	L	1-8
4-15-92	Norman, Okla.	W	2-1
4-15-92	Norman, Okla.	W	8-1
2-13-93	Grand Prairie, Texas	L	1-2
2-14-93	Grand Prairie, Texas	L	2-10
4-27-93	Norman, Okla.	L	1-4
4-27-93	Norman, Okla.	W	4-3
2-18-94	Grand Prairie, Texas	W	4-2
4-20-94	Norman, Okla.	W	2-0
4-20-94	Norman, Okla.	W	5-1
2-17-95	Grand Prairie, Texas	W	10-4
2-8-02	Grand Prairie, Texas	W	4-0
5-17-03	Gainesville, Fla.	W	6-2

## TEXAS LUTHERAN

<b>OU Leads:</b>	<b>1-0</b>		
<b>Neutral:</b>	<b>1-0</b>		
<b>Date</b>	<b>Location</b>	<b>W/L</b>	<b>Score</b>
3-14-97	Houston, Texas	W	2-0

## TEXAS-PAN AMERICAN

<b>OU Leads:</b>	<b>1-0</b>		
<b>Neutral:</b>	<b>1-0</b>		
<b>Date</b>	<b>Location</b>	<b>W/L</b>	<b>Score</b>
9-12-80	San Antonio, Texas	W	14-2

## TEXAS-SAN ANTONIO

<b>OU Leads:</b>	<b>3-1</b>		
<b>In Norman:</b>	<b>1-0</b>		
<b>Neutral:</b>	<b>2-1</b>		
<b>Date</b>	<b>Location</b>	<b>W/L</b>	<b>Score</b>
2-18-96	Grand Prairie, Texas	L	2-3
2-13-00	Arlington, Texas	W	3-2
3-11-00	Norman, Okla.	W	5-3
2-9-02	Grand Prairie, Texas	W	9-1

## TEXAS STATE

<b>OU Leads:</b>	<b>5-1</b>		
<b>In Norman:</b>	<b>1-1</b>		
<b>Neutral:</b>	<b>4-0</b>		
<b>Date</b>	<b>Location</b>	<b>W/L</b>	<b>Score</b>
3-6-87	Norman, Okla.	L	3-4
3-6-87	Norman, Okla.	W	4-2
2-17-95	Grand Prairie, Texas	W	6-1
2-13-98	Grand Prairie, Texas	W	3-0 (8)
2-12-00	Grand Prairie, Texas	W	9-0
2-15-09	Houston, Texas	W	3-2

## TEXAS TECH

<b>OU Leads:</b>	<b>43-7</b>		
<b>In Norman:</b>	<b>21-4</b>		
<b>In Lubbock:</b>	<b>16-1</b>		
<b>Neutral:</b>	<b>6-2</b>		
<b>Date</b>	<b>Location</b>	<b>W/L</b>	<b>Score</b>
4-22-77	Norman, Okla.	W	7-1
9-13-80	San Antonio, Texas	W	15-2
10-11-80	Denton, Texas	W	11-0
3-8-85	Las Cruces, N.M.	W	4-2
5-4-96	Norman, Okla.	W	6-2
5-4-96	Norman, Okla.	W	6-0
5-4-96	Norman, Okla.	W	6-1
4-6-97	Norman, Okla.	W	3-0
4-6-97	Norman, Okla.	W	6-2
3-8-98	Tucson, Ariz.	L	0-1
4-5-98	Lubbock, Texas	W	6-1
4-5-98	Lubbock, Texas	W	8-0
4-24-99	Norman, Okla.	L	1-4
5-14-99	Oklahoma City, Okla.	L	1-2
4-15-00	Norman, Okla.	W	5-0
4-16-00	Norman, Okla.	W	7-1
4-13-01	Lubbock, Texas	W	8-0
4-14-01	Lubbock, Texas	W	5-0
5-10-01	Oklahoma City, Okla.	W	2-1
3-29-02	Norman, Okla.	W	3-1
3-29-02	Norman, Okla.	W	4-0
4-18-03	Lubbock, Texas	W	6-2
4-18-03	Lubbock, Texas	W	10-0
4-21-04	Norman, Okla.	W	7-3
4-21-04	Norman, Okla.	W	4-3
4-11-05	Lubbock, Texas	W	8-5
4-11-05	Lubbock, Texas	W	9-2
3-28-06	Norman, Okla.	L	2-4
3-28-06	Norman, Okla.	W	7-3
3-22-07	Lubbock, Texas	W	7-0
3-22-07	Lubbock, Texas	W	7-3
5-12-07	Oklahoma City, Okla.	W	6-3
4-10-08	Norman, Okla.	W	3-2
4-10-08	Norman, Okla.	W	8-3
3-10-09	Lubbock, Texas	W	6-1
3-10-09	Lubbock, Texas	W	12-0
4-15-10	Norman, Okla.	W	9-7
4-15-10	Norman, Okla.	L	6-7 (9)
5-15-10	Oklahoma City, Okla.	W	2-0
4-2-11	Lubbock, Texas	L	0-5
4-3-11	Lubbock, Texas	W	7-6
4-5-12	Norman, Okla.	W	3-1



**SERIES HISTORY**

4-6-12	Norman, Okla.	L	4-5
4-7-12	Norman, Okla.	W	4-1
4-12-13	Lubbock, Texas	W	9-0 (6)
4-13-13	Lubbock, Texas	W	6-0
4-14-13	Lubbock, Texas	W	13-7
5-2-14	Norman, Okla.	W	5-0
5-3-14	Norman, Okla.	W	5-1
5-4-14	Norman, Okla.	W	13-0 (5)

**TEXAS WESLEYAN**

<b>OU Leads:</b>	<b>9-2</b>		
<b>Neutral:</b>	<b>9-2</b>		
<b>Date</b>	<b>Location</b>	<b>W/L</b>	<b>Score</b>
3-31-78	Denton, Texas	W	6-3
5-6-78	Denton, Texas	L	1-2
3-30-79	Denton, Texas	W	5-0
9-14-79	College Station, Texas	W	2-1
9-21-79	Denton, Texas	L	0-1
10-10-80	Denton, Texas	W	8-0
10-9-81	Stillwater, Okla.	W	1-0
3-8-82	Grand Prairie, Texas	W	4-2
3-8-82	Grand Prairie, Texas	W	6-1
2-23-91	Grand Prairie, Texas	W	2-0
2-23-91	Grand Prairie, Texas	W	5-0

**TEXAS WOMAN'S**

<b>OU Trails:</b>	<b>2-14</b>		
<b>In Norman:</b>	<b>0-1</b>		
<b>In Denton:</b>	<b>0-2</b>		
<b>Neutral:</b>	<b>2-13</b>		
5-16-75	Omaha, Neb.	L	2-9
3-29-77	Ardmore, Okla.	L	2-3
4-9-77	Springfield, Mo.	L	1-6
4-11-78	Ardmore, Okla.	L	0-1 (11)
4-11-78	Ardmore, Okla.	W	1-0
5-5-78	Denton, Texas	L	2-3 (11)
3-24-79	Norman, Okla.	L	0-4
4-7-79	Springfield, Mo.	L	0-1 (20)
9-28-79	Nacogdoches, Texas	L	0-1
9-29-79	Nacogdoches, Texas	L	0-4
10-2-79	Ardmore, Okla.	L	3-4
10-2-79	Ardmore, Okla.	L	1-4
3-29-80	Denton, Texas	L	0-4
4-5-80	Springfield, Mo.	L	0-1
5-2-80	College Station, Texas	W	1-0
10-10-80	Stillwater, Okla.	L	1-6
5-2-81	Shawnee, Okla.	L	0-6

**TOLEDO**

<b>Series tied:</b>	<b>1-1</b>		
<b>Neutral:</b>	<b>1-1</b>		
<b>Date</b>	<b>Location</b>	<b>W/L</b>	<b>Score</b>
2-17-90	Tucson, Ariz.	L	2-10
3-28-92	San Jose, Calif.	W	15-5

**TROY**

<b>OU Leads:</b>	<b>2-0</b>		
<b>In Norman:</b>	<b>2-0</b>		
<b>Date</b>	<b>Location</b>	<b>W/L</b>	<b>Score</b>
3-4-06	Norman, Okla.	W	13-2
3-5-06	Norman, Okla.	W	2-1 (8)

**TULSA**

<b>OU Leads:</b>	<b>38-10</b>		
<b>In Norman:</b>	<b>21-4</b>		
<b>In Tulsa:</b>	<b>12-6</b>		
<b>Neutral:</b>	<b>5-0</b>		
<b>Date</b>	<b>Location</b>	<b>W/L</b>	<b>Score</b>
2-19-94	Grand Prairie, Texas	W	11-10
3-18-94	Stillwater, Okla.	W	10-3
3-29-94	Broken Arrow, Okla.	W	6-1
3-29-94	Broken Arrow, Okla.	W	7-2
4-1-94	Sand Springs, Okla.	W	13-2
4-19-94	Norman, Okla.	W	1-0
4-19-94	Norman, Okla.	W	3-2
4-18-95	Broken Arrow, Okla.	W	3-1
4-18-95	Broken Arrow, Okla.	W	9-0
2-24-96	Monroe, La.	W	7-0
4-11-96	Oklahoma City, Okla.	W	7-0
4-11-96	Oklahoma City, Okla.	W	7-2
2-15-97	Oklahoma City, Okla.	W	9-1
4-23-97	Broken Arrow, Okla.	W	9-2

2-14-98	Grand Prairie, Texas	W	6-0
3-29-00	Norman, Okla.	W	4-1
3-29-00	Norman, Okla.	W	1-0
2-10-01	Arlington, Texas	W	17-1
2-18-01	Norman, Okla.	W	7-1
4-25-01	Sand Springs, Okla.	W	13-2
5-3-01	Norman, Okla.	W	9-0
3-27-02	Tulsa, Okla.	W	14-6
4-30-02	Norman, Okla.	W	11-2
4-22-03	Tulsa, Okla.	W	8-0
4-28-03	Norman, Okla.	L	4-5
4-5-04	Tulsa, Okla.	L	0-2
5-11-04	Norman, Okla.	W	4-3
3-23-05	Tulsa, Okla.	L	2-4
4-20-05	Norman, Okla.	L	2-6
3-8-06	Tulsa, Okla.	W	8-0
4-19-06	Norman, Okla.	W	3-0
2-20-07	Norman, Okla.	W	5-3
3-7-07	Tulsa, Okla.	L	0-2
2-27-08	Norman, Okla.	W	8-0
3-5-08	Tulsa, Okla.	L	3-5
2-25-09	Tulsa, Okla.	W	7-3
3-4-09	Norman, Okla.	W	5-3
5-16-09	Norman, Okla.	L	3-5
3-3-10	Norman, Okla.	W	7-0
3-23-10	Tulsa, Okla.	L	4-5 (9)
3-9-11	Norman, Okla.	W	9-0 (5)
3-23-11	Tulsa, Okla.	L	0-1
5-21-11	Norman, Okla.	W	6-0
5-22-11	Norman, Okla.	L	3-4 (9)
5-22-11	Norman, Okla.	W	5-0
5-19-12	Norman, Okla.	W	7-1
4-4-13	Tulsa, Okla.	W	3-1
3-9-14	Norman, Okla.	W	1-0

**UAB**

<b>OU Leads:</b>	<b>6-1</b>		
<b>In Norman:</b>	<b>4-1</b>		
<b>Neutral:</b>	<b>2-0</b>		
<b>Date</b>	<b>Location</b>	<b>W/L</b>	<b>Score</b>
2-14-03	Norman, Okla.	W	7-0
2-14-03	Norman, Okla.	L	5-6
2-6-09	Honolulu, Hawaii	W	18-0
2-7-09	Honolulu, Hawaii	W	13-1
4-26-14	Norman, Okla.	W	11-3 (5)
4-26-14	Norman, Okla.	W	8-4
4-27-14	Norman, Okla.	W	6-4

**UC DAVIS**

<b>OU Leads:</b>	<b>1-0</b>		
<b>Neutral:</b>	<b>1-0</b>		
<b>Date</b>	<b>Location</b>	<b>W/L</b>	<b>Score</b>
2-23-12	Palm Springs, Calif.	W	10-0 (5)

**UC RIVERSIDE**

<b>OU Leads:</b>	<b>3-0</b>		
<b>Neutral:</b>	<b>3-0</b>		
<b>Date</b>	<b>Location</b>	<b>W/L</b>	<b>Score</b>
2-28-03	Tempe, Ariz.	W	7-4
3-2-03	Tempe, Ariz.	W	13-1
2-15-13	San Diego, Calif.	W	7-0

**UC SANTA BARBARA**

<b>OU Leads:</b>	<b>3-0</b>		
<b>Neutral:</b>	<b>3-0</b>		
<b>Date</b>	<b>Location</b>	<b>W/L</b>	<b>Score</b>
2-24-06	Palm Springs, Calif.	W	6-2
2-8-08	Los Angeles, Calif.	W	12-1
2-22-13	Palm Springs, Calif.	W	5-2

**UCLA**

<b>OU Trails:</b>	<b>2-9</b>		
<b>In Los Angeles:</b>	<b>1-3</b>		
<b>Neutral:</b>	<b>1-6</b>		
<b>Date</b>	<b>Location</b>	<b>W/L</b>	<b>Score</b>
3-9-81	Los Angeles, Calif.	L	2-3
3-9-81	Los Angeles, Calif.	L	0-11
2-16-90	Tucson, Ariz.	L	1-7
3-13-94	Tampa, Fla.	L	0-3
5-29-00	Oklahoma City, Okla.	W	3-1
5-25-02	Oklahoma City, Okla.	L	0-2
2-26-06	Palm Springs, Calif.	L	0-2

2-8-08	Los Angeles, Calif.	L	1-6
2-10-08	Los Angeles, Calif.	W	7-0
2-25-11	Cathedral City, Calif.	L	0-3
2-21-14	Palm Springs, Calif.	L	2-3

**UMKC**

<b>OU Leads:</b>	<b>4-0</b>		
<b>In Norman:</b>	<b>4-0</b>		
<b>Date</b>	<b>Location</b>	<b>W/L</b>	<b>Score</b>
3-3-03	Norman, Okla.	W	4-0
3-3-03	Norman, Okla.	W	8-0
3-10-07	Norman, Okla.	W	10-2
3-15-10	Norman, Okla.	W	17-1

**UNLV**

<b>OU Leads:</b>	<b>9-3</b>		
<b>In Las Vegas:</b>	<b>4-0</b>		
<b>Neutral:</b>	<b>5-3</b>		
<b>Date</b>	<b>Location</b>	<b>W/L</b>	<b>Score</b>
4-15-82	Las Vegas, Nev.	W	10-0
5-19-95	Stillwater, Okla.	L	2-10
5-21-95	Stillwater, Okla.	W	2-1
5-21-95	Stillwater, Okla.	L	0-2
3-20-97	Fullerton, Calif.	W	7-3
3-20-98	Fullerton, Calif.	W	5-3
3-18-99	Fullerton, Calif.	L	3-7
3-17-00	Fullerton, Calif.	W	10-5
3-13-03	Fullerton, Calif.	W	5-2
3-5-05	Las Vegas, Nev.	W	4-3
2-11-06	Las Vegas, Nev.	W	5-3
2-10-12	Las Vegas, Nev.	W	5-0

**US INTERNATIONAL**

<b>OU Leads:</b>	<b>3-0</b>		
<b>Neutral:</b>	<b>3-0</b>		
<b>Date</b>	<b>Location</b>	<b>W/L</b>	<b>Score</b>
3-31-83	Long Beach, Calif.	W	6-0
4-2-83	San Diego, Okla.	W	6-3
3-21-86	Fullerton, Calif.	W	4-0

**USAO**

<b>OU Leads:</b>	<b>3-2</b>		
<b>In Norman:</b>	<b>3-1</b>		
<b>In Chickasha:</b>	<b>0-1</b>		
<b>Date</b>	<b>Location</b>	<b>W/L</b>	<b>Score</b>
3-20-75	Norman, Okla.	W	6-0
3-20-75	Norman, Okla.	W	13-5
3-25-75	Chickasha, Okla.	L	3-4
4-12-75	Norman, Okla.	W	7-2
3-23-76	Norman, Okla.	L	6-16

**UTAH**

<b>OU Leads:</b>	<b>15-5</b>		
<b>In Norman:</b>	<b>4-1</b>		
<b>Neutral:</b>	<b>11-4</b>		
<b>Date</b>	<b>Location</b>	<b>W/L</b>	<b>Score</b>
3-23-82	Norman, Okla.	L	0-5
4-15-82	Las Vegas, Nev.	L	1-4
5-21-82	Norman, Okla.	W	4-2
3-7-85	Las Cruces, N.M.	L	1-10
3-22-85	Fullerton, Calif.	W	3-0
3-20-86	Fullerton, Calif.	W	1-0
2-16-90	Tucson, Ariz.	L	1-3
3-25-95	Sacramento, Calif.	W	4-1 (9)
5-20-95	Stillwater, Okla.	W	6-1
2-16-96	Grand Prairie, Texas	W	4-0
3-1-96	Columbus, Ga.	W	3-0
3-3-96	Columbus, Ga.	L	2-5 (8)
2-9-02	Grand Prairie, Texas	W	6-1
2-22-02	Columbus, Ga.	W	8-1
3-16-02	Fullerton, Calif.	W	8-0
5-16-02	Norman, Okla.	W	6-0
3-15-06	Fullerton, Calif.	W	4-1
3-12-10	Norman, Okla.	W	12-1
3-13-10	Norman, Okla.	W	9-5
3-18-10	Fullerton, Calif.	W	3-0

**UTAH STATE**

<b>OU Trails:</b>	<b>2-6</b>		
<b>In Logan:</b>	<b>0-1</b>		
<b>Neutral:</b>	<b>2-5</b>		
3-21-85	Fullerton, Calif.	L	1-2 (10)

3-21-85	Fullerton, Calif.	L	0-1
3-8-86	Albuquerque, N.M.	L	3-5
4-24-86	Logan, Utah	L	0-5
3-17-89	Sunnyvale, Calif.	L	2-4
3-27-92	San Jose, Calif.	L	0-7
3-21-97	Fullerton, Calif.	W	6-0
3-15-01	Fullerton, Calif.	W	8-0

**UTAH VALLEY STATE**

<b>OU Leads:</b>	<b>2-0</b>		
<b>In Norman:</b>	<b>2-0</b>		
<b>Date</b>	<b>Location</b>	<b>W/L</b>	<b>Score</b>
3-11-06	Norman, Okla.	W	19-7
3-12-06	Norman, Okla.	W	14-1

**UTEP**

<b>OU Leads:</b>	<b>2-0</b>		
<b>In Norman:</b>	<b>2-0</b>		
<b>Date</b>	<b>Location</b>	<b>W/L</b>	<b>Score</b>
3-12-05	Norman, Okla.	W	9-0
3-13-05	Norman, Okla.	W	6-3

**VALPARASIO**

<b>OU Leads:</b>	<b>2-0</b>		
<b>In Norman:</b>	<b>2-0</b>		
<b>Date</b>	<b>Location</b>	<b>W/L</b>	<b>Score</b>
3-10-05	Norman, Okla.	W	7-2
3-10-05	Norman, Okla.	W	9-2

**VILLANOVA**

<b>OU Leads:</b>	<b>2-0</b>		
<b>Neutral:</b>	<b>2-0</b>		
<b>Date</b>	<b>Location</b>	<b>W/L</b>	<b>Score</b>
3-4-94	Fort Myers, Fla.	W	9-0
2-21-03	Columbus, Ga.	W	3-1

**VIRGINIA:**

<b>OU Leads:</b>	<b>3-1</b>		
<b>Neutral:</b>	<b>3-1</b>		
<b>Date</b>	<b>Location</b>	<b>W/L</b>	<b>Score</b>
3-9-90	Tampa, Fla.	L	0-1
3-11-94	Tampa, Fla.	W	2-1
3-20-10	Fullerton, Calif.	W	2-0
3-16-12	Fullerton, Calif.	W	9-1

**VIRGINIA TECH**

<b>OU Leads:</b>	<b>1-0</b>		
<b>Neutral:</b>	<b>1-0</b>		
<b>Date</b>	<b>Location</b>	<b>W/L</b>	<b>Score</b>
2-17-12	Auburn, Ala.	W	10-0 (5)

**WASHBURN**

<b>OU Leads:</b>	<b>3-2</b>		
<b>In Topeka:</b>	<b>3-2</b>		
<b>Date</b>	<b>Location</b>	<b>W/L</b>	<b>Score</b>
4-11-91	Topeka, Kan.	W	7-0
4-11-91	Topeka, Kan.	L	0-3
4-17-92	Topeka, Kan.	L	1-6
4-17-92	Topeka, Kan.	W	4-2
4-8-94	Topeka, Kan.	W	17-0

**WASHINGTON**

<b>Series Tied:</b>	<b>10-10</b>		
<b>In Norman:</b>	<b>2-0</b>		
<b>In Seattle:</b>	<b>1-2</b>		
<b>Neutral:</b>	<b>7-8</b>		
<b>Date</b>	<b>Location</b>	<b>W/L</b>	<b>Score</b>
3-3-95	San Diego, Calif.	L	2-3
3-2-97	Columbus, Ga.	W	1-0
3-22-97	Fullerton, Calif.	W	11-2
3-1-98	Columbus, Ga.	L	0-3
3-18-99	Fullerton, Calif.	L	0-4
5-19-01	Norman, Okla.	W	3-2
5-20-01	Norman, Okla.	W	10-2
5-22-03	Oklahoma City, Okla.	L	1-3
3-20-04	Fullerton, Calif.	L	0-1 (8)
5-27-04	Oklahoma City, Okla.	W	6-2
3-5-05	Las Vegas, Nev.	W	8-1
2-10-06	Las Vegas, Nev.	L	4-12
2-26-10	Cathedral City, Calif.	L	4-7
5-27-10	Seattle, Wash.	W	6-1
5-28-10	Seattle, Wash.	L	0-3

5-28-10	Seattle, Wash.	L	0-4
3-19-11	Fullerton, Calif.	W	7-6 (8)
2-16-13	San Diego, Calif.	W	2-0
6-2-13	Oklahoma City, Okla.	W	6-2
2-16-14	Tempe, Ariz.	L	1-3

**WAYNE STATE**

<b>OU Leads:</b>	<b>1-0</b>		
<b>Neutral:</b>	<b>1-0</b>		
<b>Date</b>	<b>Location</b>	<b>W/L</b>	<b>Score</b>
3-31-78	Denton, Texas	W	4-1

**WEBER STATE**

<b>OU Leads:</b>	<b>1-0</b>		
<b>Neutral:</b>	<b>1-0</b>		
<b>Date</b>	<b>Location</b>	<b>W/L</b>	<b>Score</b>
2-11-12	Las Vegas, Nev.	W	12-2 (5)

**WEST TEXAS A&M**

<b>OU Leads:</b>	<b>6-2</b>		
<b>In Norman:</b>	<b>1-1</b>		
<b>In Amarillo:</b>	<b>2-0</b>		
<b>Neutral:</b>	<b>3-1</b>		
10-3-79	Weatherford, Okla.	W	8-1
10-3-79	Weatherford, Okla.	W	16-1
3-8-80	Amarillo, Texas	W	13-1
3-8-80	Amarillo, Texas	W	11-1
9-28-80	Denton, Texas	L	0-4
5-3-81	Norman, Okla.	L	5-6 (13)
9-11-81	Norman, Okla.	W	2-0
5-7-82	Oklahoma City, Okla.	W	1-0

**WESTERN ILLINOIS**

<b>OU Trails:</b>	<b>2-4</b>		
<b>In Norman:</b>	<b>1-2</b>		
<b>Neutral:</b>	<b>1-2</b>		
<b>Date</b>	<b>Location</b>	<b>W/L</b>	<b>Score</b>
5-5-80	Norman, Okla.	L	0-1
3-19-82	Norman, Okla.	L	3-8
4-14-89	Oklahoma City, Okla.	L	2-3 (16)
3-11-91	Tampa, Fla.	L	2-10
3-11-91	Tampa, Fla.	W	6-5
3-7-14	Norman, Okla.	W	9-1 (6)

**WESTERN MICHIGAN**

<b>OU Trails:</b>	<b>2-4</b>		
<b>In Norman:</b>	<b>0-4</b>		
<b>Neutral:</b>	<b>2-0</b>		
<b>Date</b>	<b>Location</b>	<b>W/L</b>	<b>Score</b>
3-24-81	Norman, Okla.	L	2-3
3-28-83	Norman, Okla.	L	2-3
3-28-83	Norman, Okla.	L	3-7
3-20-84	Norman, Okla.	L	0-1
3-3-01	Tucson, Ariz.	W	10-1
2-13-11	Tempe, Ariz.	W	5-0

**WICHITA STATE**

<b>OU Leads:</b>	<b>43-7</b>		
<b>In Norman:</b>	<b>23-3</b>		
<b>In Wichita:</b>	<b>11-4</b>		
<b>Neutral:</b>	<b>9-0</b>		
<b>Date</b>	<b>Location</b>	<b>W/L</b>	<b>Score</b>
3-22-75	Wichita, Kan.	W	11-0
4-3-76	Norman, Okla.	L	1-10
3-24-77	Wichita, Kan.	L	2-6
3-26-77	Wichita, Kan.	W	7-2
4-18-78	Wichita, Kan.	W	10-0
4-17-79	Wichita, Kan.	W	3-0
4-17-79	Wichita, Kan.	L	0-1
3-20-80	Norman, Okla.	W	2-0
3-8-85	Las Cruces, N.M.	W	2-1
4-1-85	Wichita, Kan.	W	1-0
4-1-85	Wichita, Kan.	W	7-0
3-25-86	Stillwater, Okla.	W	2-0
3-12-87	Norman, Okla.	W	3-1
3-3-88	Las Cruces, N.M.	W	5-1
4-26-89	Norman, Okla.	L	8-9
4-26-89	Norman, Okla.	L	2-9
2-26-90	Oklahoma City, Okla.	W	7-1
2-26-90	Oklahoma City, Okla.	W	2-0
3-21-90	Wichita, Kan.	L	2-3
3-21-90	Wichita, Kan.	L	1-4

3-18-94	Stillwater, Okla.	W	5-0
3-2-95	Las Cruces, N.M.	W	10-0
3-15-96	Stillwater, Okla.	W	5-0
3-16-96	Stillwater, Okla.	W	8-1
4-24-96	Tulsa, Okla.	W	2-0
4-24-96	Tulsa, Okla.	W	3-2
3-7-97	Oklahoma City, Okla.	W	3-2
4-23-97	Wichita, Kan.	W	6-2
2-19-98	Norman, Okla.	W	8-0
2-19-98	Norman, Okla.	W	8-0
2-21-98	Norman, Okla.	W	4-0
3-5-99	Norman, Okla.	W	2-1
3-5-99	Norman, Okla.	W	17-2
4-6-99	Norman, Okla.	W	7-0
4-6-99	Norman, Okla.	W	7-0
3-8-00	Wichita, Kan.	W	10-0
3-8-00	Wichita, Kan.	W	11-0
3-12-00	Norman, Okla.	W	5-2
2-18-01	Norman, Okla.	W	9-0
3-7-02	Norman, Okla.	W	3-1
3-8-02	Norman, Okla.	W	12-1
5-20-05	Norman, Okla.	W	2-0
3-3-07	Norman, Okla.	W	4-0
3-4-07	Norman, Okla.	W	4-0
3-9-12	Norman, Okla.	W	13-0 (5)
3-10-12	Norman, Okla.	W	5-0
3-27-13	Wichita, Kan.	W	7-1
3-27-13	Wichita, Kan.	W	16-1 (5)
4-8-14	Norman, Okla.	W	3-0
4-8-14	Norman, Okla.	W	9-1 (5)

**WINTHROP**

<b>Series tied :</b>	<b>1-1</b>		
<b>Neutral:</b>	<b>1-1</b>		
<b>Date</b>	<b>Location</b>	<b>W/L</b>	<b>Score</b>
3-9-90	Tampa, Fla.	L	0-1
3-12-93	Tampa, Fla.	W	7-3

**WISCONSIN**

<b>OU Leads:</b>	<b>3-1</b>		
<b>In Norman:</b>	<b>2-0</b>		
<b>Neutral:</b>	<b>1-1</b>		
<b>Date</b>	<b>Location</b>	<b>W/L</b>	<b>Score</b>
2-23-02	Columbus, Ga.	W	4-3
2-24-02	Columbus, Ga.	L	1-2
3-7-03	Norman, Okla.	W	1-0
3-8-03	Norman, Okla.	W	2-0

**WYOMING**

<b>OU Leads:</b>	<b>4-1</b>		
<b>In Norman:</b>	<b>3-1</b>		
<b>Neutral:</b>	<b>1-0</b>		
<b>Date</b>	<b>Location</b>	<b>W/L</b>	<b>Score</b>
3-21-78	Norman, Okla.	W	6-1
3-24-78	Norman, Okla.	L	0-10
3-20-79	Norman, Okla.	W	1-0
3-19-81	Norman, Okla.	W	1-0
10-10-81	Stillwater, Okla.	W	3-0

**YALE**

<b>OU Leads:</b>	<b>1-0</b>		
<b>Neutral:</b>	<b>1-0</b>		
<b>Date</b>	<b>Location</b>	<b>W/L</b>	<b>Score</b>
3-7-94	Gainesville, Fla.	W	4-1



# COACHING HISTORY

Year	Head Coach	Overall Record	Pct.	Conference Record	Pct.	Postseason Tournament
1975	Amy Dahl	14-6	.700	--	--	AIAW College World Series
1976	Amy Dahl	4-10	.286	--	--	
1977	Marita Hynes	11-18	.379	--	--	OIAIW (third)
1978	Marita Hynes	24-15	.615	--	--	OIAIW Champions, SWAIW (fifth)
1979 (S)	Marita Hynes	36-14	.720	--	--	Big 8 (fifth); OIAIW (first), SWAIW (third)
1979 (F)	Marita Hynes	13-10	.565	--	--	
1980 (S)	Marita Hynes	37-19	.661	--	--	SWAIW (third), AIW CWS
1980 (F)	Marita Hynes	9-12	.429	--	--	
1981 (S)	Marita Hynes	38-27	.585	--	--	SWAIW, AIW CWS (ninth)
1981 (F)	Marita Hynes	13-12	.520	--	--	
1982	Marita Hynes	25-29	.463	--	--	SWAIW (third), AIW CWS (seventh)
1983	Marita Hynes	28-18	.609	--	--	
1984	Marita Hynes	23-14	.622	--	--	
1985	Michelle Thomas	24-18	.571	--	--	
1986	Michelle Thomas	26-17	.605	--	--	
1987	Michelle Thomas	29-21	.580	--	--	NWIT participant
1988	Michelle Thomas	18-26	.409	--	--	
1989	Michelle Thomas	16-40	.286	--	--	
1990	Michelle Thomas	15-31	.326	--	--	
1991	Michelle Thomas	36-23	.610	--	--	
1992	Michelle Thomas	40-26	.606	--	--	
1993	Michelle Thomas-Grost	22-28	.440	--	--	
1994	Jim Beitia	58-15	.795	--	--	NCAA Regional Final
1995	Patty Gasso	43-23	.652	--	--	NCAA Regional Final
1996	Patty Gasso	50-20	.714	17-5	.773	Big 12 Champs, NCAA Regional Final
1997	Patty Gasso	55-19	.743	14-4	.778	NCAA Regional (third)
1998	Patty Gasso	49-15	.766	12-5	.706	NCAA Regional Final
1999	Patty Gasso	40-16	.714	11-3	.786	NCAA Regional Final
2000	Patty Gasso	66-8	.892	17-1	.945	NCAA Regional Champs; WCWS National Champs
2001	Patty Gasso	50-9	.848	14-2	.875	Big 12 Champs, NCAA Regional Champs, WCWS
2002	Patty Gasso	49-16	.753	14-2	.875	NCAA Regional Champs, WCWS
2003	Patty Gasso	47-14	.770	12-6	.666	NCAA Regional Champs, WCWS
2004	Patty Gasso	45-22-1	.662	11-7	.611	NCAA Regional Champs, WCWS
2005	Patty Gasso	50-17	.746	12-6	.666	NCAA Regional Champs; NCAA Super Regional
2006	Patty Gasso	40-21-1	.653	8-10	.444	NCAA Regional Final
2007	Patty Gasso	55-8	.873	14-4	.778	Big 12 Championship Champs; NCAA Regional Champs; NCAA Super Regional
2008	Patty Gasso	47-14	.770	16-2	.889	NCAA Regional Champs, NCAA Super Regional
2009	Patty Gasso	41-16	.719	14-4	.778	NCAA Regional
2010	Patty Gasso	47-12	.797	13-3	.813	Big 12 Championship Champs, NCAA Regional Champs; NCAA Super Regional
2011	Patty Gasso	43-19	.694	10-8	.556	NCAA Regional Champs, NCAA Super Regional Champs, WCWS
2012	Patty Gasso	54-10	.844	19-5	.792	Big 12 Champs, NCAA Regional Champs, NCAA Super Regional Champs, WCWS
2013	Patty Gasso	57-4	.934	15-2	.882	Big 12 Champs, NCAA Regional Champs, NCAA Super Regional Champs, WCWS National Champs
2014	Patty Gasso	51-13	.797	16-2	.889	Big 12 Champs, NCAA Regional Champs, NCAA Super Regional Champs, WCWS
<b>TOTALS</b>	<b>39 years</b>	<b>1,538-745-2</b>	<b>.674</b>	<b>259-81</b>	<b>.762</b>	<b>22 NCAA Tournament Appearances</b> <b>2 National Championships</b>



**AMY DAHL**  
1975-1976  
18-16 (.529)



**MARITA HYNES**  
1977-1984  
257-188 (.578)



**MICHELLE THOMAS-GROST**  
1985-1993  
226-230 (.496)



**JIM BEITIA**  
1994  
58-15 (.795)



**PATTY GASSO**  
1995-present  
979-298-2 (.766)

SPRING 1975 (14-6)		HEAD COACH: AMY DAHL		
3/19	Oklahoma Baptist	Norman, Okla.	W	3-1
3/20	USAO	Norman, Okla.	W	6-0
	USAO	Norman, Okla.	W	13-5
3/22	Wichita State	Wichita, Kan.	W	11-0
3/25	USAO	Chickasha, Okla.	L	3-4
4/1	Central Oklahoma	Edmond, Okla.	W	8-6
	Central Oklahoma	Edmond, Okla.	W	4-1
4/5	Southwest Baptist	Springfield, Mo.	W	19-1
	Missouri State	Springfield, Mo.	L	1-8
4/9	Oklahoma State	Norman, Okla.	W	11-1
4/11	Phillips	Norman, Okla.	W	5-4
4/12	SW Oklahoma	Norman, Okla.	L	8-10
	USAO	Norman, Okla.	W	7-2
	Oklahoma Baptist	Norman, Okla.	L	2-3
4/16	Oklahoma State	Stillwater, Okla.	W	11-7
4/18	Phillips	Weatherford, Okla.	W	14-11
4/19	SW Oklahoma State	Weatherford, Okla.	W	10-2
4/23	Oklahoma Baptist	Shawnee, Okla.	W	5-2
5/15	Northern Iowa	Omaha, Neb.	L	0-5
5/16	Texas Woman's	Omaha, Neb.	L	2-9

SPRING 1976 (4-10)		HEAD COACH: AMY DAHL		
3/23	Central Oklahoma	Norman, Okla.	L	8-13
	USAO	Norman, Okla.	L	6-16
3/27	East Central	Ada, Okla.	W	14-3
4/3	Wichita State	Norman, Okla.	L	1-10
	Texas-Arlington	Norman, Okla.	L	2-18
	Oklahoma State	Norman, Okla.	L	2-12
4/9	SW Oklahoma	Norman, Okla.	L	2-9
	Central Oklahoma	Norman, Okla.	L	11-18
	Oklahoma State	Norman, Okla.	L	0-11
4/10	NW Oklahoma	Norman, Okla.	L	8-18
	NW Oklahoma	Norman, Okla.	W	8-6
4/23	Central Oklahoma	Norman, Okla.	W	6-5
	NE Oklahoma	Norman, Okla.	W	8-6
4/24	NW Oklahoma	Norman, Okla.	L	1-15

SPRING 1977 (11-18)		HEAD COACH: MARITA HYNES		
3/10	Oklahoma Baptist	Norman, Okla.	W	17-1
3/17	Central Oklahoma	Norman, Okla.	L	4-11
3/24	Oklahoma State	Stillwater, Okla.	L	3-13
	Wichita State	Wichita, Kan.	L	2-6
3/25	Missouri State	Stillwater, Okla.	L	1-6
	Missouri State	Stillwater, Okla.	L	6-7
3/26	Wichita State	Wichita, Kan.	W	7-2
3/29	Texas Woman's	Ardmore, Okla.	L	2-3
4/2	Emporia State	Edmond, Okla.	L	1-6
	SW Oklahoma	Edmond, Okla.	W	9-1
	Central Oklahoma	Edmond, Okla.	L	3-6
4/5	SW Oklahoma	Norman, Okla.	W	7-6
	Oklahoma State	Norman, Okla.	W	9-6
4/8	Missouri State	Springfield, Mo.	L	1-18
	Tarkio	Springfield, Mo.	L	6-7
4/9	Kansas State	Springfield, Mo.	L	4-6
	Texas Woman's	Springfield, Mo.	L	1-6
4/13	Central Oklahoma	Weatherford, Okla.	W	8-5
	SW Oklahoma	Weatherford, Okla.	W	14-4
4/15	Nebraska	Lawrence, Kan.	L	1-2
4/16	Missouri	Lawrence, Kan.	L	4-13
4/22	Oklahoma Baptist	Norman, Okla.	L	4-8
	Texas Tech	Norman, Okla.	W	7-1
	Texas A&M	Norman, Okla.	L	0-7
4/26	Oklahoma Baptist	Shawnee, Okla.	W	6-4
4/29	SW Oklahoma	Oklahoma City, Okla.	W	12-2
	Central Oklahoma	Oklahoma City, Okla.	W	5-0
4/30	Oklahoma State	Oklahoma City, Okla.	L	0-4
	NW Oklahoma	Oklahoma City, Okla.	L	3-9

SPRING 1978 (24-15)		HEAD COACH: MARITA HYNES		
3/9	Central Oklahoma	Edmond, Okla.	W	16-3
3/20	Minnesota	Norman, Okla.	L	5-10
	Minnesota	Norman, Okla.	L	4-5
3/21	Wyoming	Norman, Okla.	W	6-1
	Northwestern Illinois	Norman, Okla.	W	9-0

3/24	Tarkio	Norman, Okla.	L	1-4
	Texas-Arlington	Norman, Okla.	W	3-1
3/24	Wyoming	Norman, Okla.	L	0-10
3/25	Kansas State	Norman, Okla.	W	12-1
3/28	Oklahoma State	Norman, Okla.	W	3-1 (10)
3/29	NW Oklahoma	Weatherford, Okla.	W	5-3
	SW Oklahoma	Weatherford, Okla.	W	11-0
3/31	Wayne State	Denton, Texas	W	4-1
	Texas-Arlington	Denton, Texas	L	1-2
	Texas Wesleyan	Denton, Texas	W	6-3
	Sam Houston State	Denton, Texas	L	0-2
4/1	Tarkio	Denton, Texas	L	2-4
4/4	Oklahoma State	Norman, Okla.	W	6-1
	SW Oklahoma	Norman, Okla.	W	11-5
4/7	Southern Illinois	Springfield, Mo.	L	3-5
	Kansas State	Springfield, Mo.	W	6-0
4/8	Texas A&M	Springfield, Mo.	L	1-6
	Missouri State	Springfield, Mo.	L	1-3
4/11	Texas Woman's	Ardmore, Okla.	L	0-1 (11)
	Texas Woman's	Ardmore, Okla.	W	1-0
4/14	Missouri	Norman, Okla.	W	2-0
4/15	Iowa State	Norman, Okla.	L	1-2
	Kansas	Norman, Okla.	W	5-2
	Iowa State	Norman, Okla.	L	3-9
4/18	Wichita State	Wichita, Kan.	W	10-0
4/19	Central Oklahoma	Norman, Okla.	W	6-4
	Oklahoma Baptist	Norman, Okla.	W	11-8
4/21	NW Oklahoma	Norman, Okla.	W	6-0
	NE Oklahoma	Norman, Okla.	W	4-0
4/22	Oklahoma State	Norman, Okla.	W	10-2
5/4	Angelo State	Denton, Texas	W	10-1
5/5	Sam Houston State	Denton, Texas	W	3-2
	Texas Woman's	Denton, Texas	L	2-3 (11)
5/6	Texas Wesleyan	Denton, Texas	L	1-2

SPRING 1979 (36-14)		HEAD COACH: MARITA HYNES		
3/8	Central Oklahoma	Edmond, Okla.	W	9-1
	Central Oklahoma	Edmond, Okla.	W	13-0
3/12	New Mexico	Albuquerque, N.M.	L	0-6
	New Mexico	Albuquerque, N.M.	W	1-0
3/13	New Mexico State	Albuquerque, N.M.	W	5-0
	New Mexico State	Albuquerque, N.M.	W	1-0
3/14	Arizona	Tucson, Ariz.	L	3-4
	Arizona	Tucson, Ariz.	W	4-3
3/15	Arizona State	Tempe, Ariz.	L	0-3
3/20	Nebraska	Norman, Okla.	W	6-1
	Wyoming	Norman, Okla.	W	1-0
3/21	Minnesota	Norman, Okla.	W	7-6
3/22	Tarkio	Norman, Okla.	W	5-3
3/23	Ohio State	Norman, Okla.	W	9-3
	Texas-Arlington	Norman, Okla.	L	2-4
3/24	Nebraska	Norman, Okla.	W	8-2
	Texas Woman's	Norman, Okla.	L	0-4
3/26	Nebraska-Omaha	Norman, Okla.	W	3-0
	Indiana	Norman, Okla.	L	1-2
3/27	Central Oklahoma	Norman, Okla.	W	18-0
	Central Oklahoma	Norman, Okla.	W	6-0
3/28	NW Oklahoma	Weatherford, Okla.	W	12-0
	SW Oklahoma	Weatherford, Okla.	W	17-1
3/30	Texas Wesleyan	Denton, Texas	W	5-0
3/31	Iowa	Denton, Texas	W	3-0
4/1	Kansas State	Denton, Texas	L	1-2
4/3	Emporia State	Norman, Okla.	W	5-4
	Emporia State	Norman, Okla.	W	4-0
4/7	Missouri State	Springfield, Mo.	W	5-0
	Stephen F. Austin	Springfield, Mo.	W	2-1
	Illinois State	Springfield, Mo.	W	2-0
4/8	Texas A&M	Springfield, Mo.	W	3-0
	Texas Woman's	Springfield, Mo.	L	0-1 (20)
4/13	Oklahoma State	Fort Dodge, Kan.	L	0-7
	Kansas State	Fort Dodge, Kan.	W	3-1
	Missouri	Fort Dodge, Kan.	L	3-4
4/17	Wichita State	Wichita, Kan.	W	3-0
	Wichita State	Wichita, Kan.	L	0-1
4/19	SW Oklahoma State	Norman, Okla.	W	8-4



**YEAR-BY-YEAR RESULTS**

4/21	Cameron	Norman, Okla.	W	7-1
	Oklahoma State	Norman, Okla.	W	1-0 (13)
4/22	Oklahoma State	Norman, Okla.	W	3-2
4/28	Oklahoma State	Oklahoma City, Okla.	L	0-3
	Oklahoma State	Oklahoma City, Okla.	W	8-5
5/4	Central Oklahoma	Norman, Okla.	W	8-0
	McNeese State	Norman, Okla.	W	10-0
5/5	Texas A&M	Norman, Okla.	L	0-1
	Stephen F. Austin	Norman, Okla.	W	4-3 (15)
5/6	Texas A&M	Norman, Okla.	L	0-3
	Sam Houston State	Norman, Okla.	W	4-2

**FALL 1979 (13-10) HEAD COACH: MARITA HYNES**

9/14	Saint Mary's	College Station, Texas	W	15-0
	Texas Wesleyan	College Station, Texas	W	2-1
	Texas A&M	College Station, Texas	L	0-5
9/15	Angelo State	College Station, Texas	W	12-3
	Texas A&M	College Station, Texas	L	1-5
9/21	Baylor	Denton, Texas	L	0-2
	Texas Wesleyan	Denton, Texas	L	0-1
	Texas A&M	Denton, Texas	L	3-4
9/22	Stephen F. Austin	Denton, Texas	W	3-1
9/25	Oklahoma State	Stillwater, Okla.	W	6-1
	Oklahoma State	Stillwater, Okla.	L	4-10
9/28	Texas Woman's	Nacogdoches, Texas	L	0-1
	Stephen F. Austin	Nacogdoches, Texas	W	4-0
	Texas-Arlington	Nacogdoches, Texas	W	3-1
9/29	Baylor	Nacogdoches, Texas	W	5-1
	Texas A&M	Nacogdoches, Texas	W	3-2
	Texas Woman's	Nacogdoches, Texas	L	0-4
10/2	Texas Woman's	Ardmore, Okla.	L	3-4
	Texas Woman's	Ardmore, Okla.	L	1-4
10/3	West Texas A&M	Weatherford, Okla.	W	8-1
	West Texas A&M	Weatherford, Okla.	W	16-1
	Oklahoma State	Norman, Okla.	W	3-2
10/6	Oklahoma State	Norman, Okla.	W	5-2

**SPRING 1980 (37-19) HEAD COACH: MARITA HYNES**

3/8	West Texas A&M	Amarillo, Texas	W	13-1
	West Texas A&M	Amarillo, Texas	W	11-1
3/10	New Mexico	Albuquerque, N.M.	L	0-1
	New Mexico	Albuquerque, N.M.	L	2-7
3/12	Creighton	Las Cruces, N.M.	L	0-4
	New Mexico State	Las Cruces, N.M.	W	7-0 (f)
3/14	Kansas	Las Cruces, N.M.	L	1-5
	New Mexico State	Las Cruces, N.M.	W	7-0 (f)
	Colorado State	Las Cruces, N.M.	W	8-2
	Arizona State	Las Cruces, N.M.	W	4-1
3/15	Arizona State	Las Cruces, N.M.	W	5-2
	Arizona	Las Cruces, N.M.	W	10-2
3/18	Kearney State	Norman, Okla.	W	4-0
	Missouri State	Norman, Okla.	W	5-1
3/20	Wichita State	Norman, Okla.	W	2-0
3/21	LSU	Norman, Okla.	W	5-1
	Michigan State	Norman, Okla.	W	2-0
3/22	Kansas	Norman, Okla.	L	0-1
3/24	Ohio State	Norman, Okla.	W	8-0
	Ohio State	Norman, Okla.	W	2-1
3/28	Texas A&M	Denton, Texas	L	0-7
	Texas-Arlington	Denton, Texas	W	3-2
	Kansas State	Denton, Texas	W	5-4
3/29	Missouri	Denton, Texas	W	1-0
	Southeast Missouri	Denton, Texas	W	3-1
	Texas Woman's	Denton, Texas	L	0-4
	Texas-Arlington	Denton, Texas	W	7-1
3/31	Central Oklahoma	Norman, Okla.	L	4-5
	Southeast Missouri	Norman, Okla.	L	1-5
4/1	Nebraska	Norman, Okla.	W	4-3
	Texas-Arlington	Norman, Okla.	W	9-1
4/4	Stephen F. Austin	Springfield, Mo.	W	11-0
	Minnesota	Springfield, Mo.	L	1-4
	Pittsburgh State	Springfield, Mo.	W	5-1
4/5	Nebraska	Springfield, Mo.	W	3-1
	Illinois State	Springfield, Mo.	W	3-0
	Texas Woman's	Springfield, Mo.	L	0-1

4/8	Oklahoma State	Norman, Okla.	W	4-0
	Oklahoma State	Norman, Okla.	W	2-1
4/14	Oklahoma State	Stillwater, Okla.	W	5-1
	Oklahoma State	Stillwater, Okla.	W	4-1
4/18	Iowa State	Columbia, Mo.	W	6-3
	Oklahoma State	Columbia, Mo.	L	1-4
	Nebraska	Columbia, Mo.	L	1-9
4/24	Portland State	Berkeley, Calif.	W	12-0
4/25	Oregon State	Berkeley, Calif.	W	1-0
	California	Berkeley, Calif.	L	1-2
4/26	Oregon	Berkeley, Calif.	W	5-1
	California	Berkeley, Calif.	L	0-1
4/30	LSU	College Station, Texas	W	7-0
5/1	Texas A&M	College Station, Texas	L	0-1
5/2	Texas Woman's	College Station, Texas	W	1-0
	Sam Houston State	College Station, Texas	W	2-1
	Oklahoma State	College Station, Texas	L	4-5
5/5	Western Illinois	Norman, Okla.	L	0-1
	Creighton	Norman, Okla.	L	0-3

**FALL 1980 (9-12) HEAD COACH: MARITA HYNES**

9/12	Lady of the Lake	San Antonio, Texas	W	18-0
	Baylor	San Antonio, Texas	W	4-1
	Texas-Pan American	San Antonio, Texas	W	14-2
9/13	Texas Tech	San Antonio, Texas	W	15-2
	Texas A&M	San Antonio, Texas	L	3-4
	Saint Mary's	San Antonio, Texas	L	2-5
9/19	Texas-Arlington	Nacogdoches, Texas	L	3-4
	Baylor	Nacogdoches, Texas	W	8-0
	Texas A&M	Nacogdoches, Texas	L	1-2
9/20	Sam Houston State	Nacogdoches, Texas	L	3-6
9/25	Oklahoma State	Norman, Okla.	L	1-5
	Oklahoma State	Norman, Okla.	W	3-2
9/27	Baylor	Denton, Texas	W	7-1
9/28	West Texas A&M	Denton, Texas	L	0-4
10/9	Texas A&M	Denton, Texas	L	3-13
	Oklahoma State	Stillwater, Okla.	L	1-2
	Oklahoma State	Stillwater, Okla.	L	1-2
10/10	Missouri	Stillwater, Okla.	L	0-2
	Texas Woman's	Stillwater, Okla.	L	1-6
	Texas Wesleyan	Denton, Texas	W	8-0
10/11	Texas Tech	Denton, Texas	W	11-0

**SPRING 1981 (38-27) HEAD COACH: MARITA HYNES**

3/7	Fullerton College	Fullerton, Calif.	L	1-2
	Fullerton College	Fullerton, Calif.	L	0-2
3/8	Chapman	Orange, Calif.	W	3-1
	Chapman	Orange, Calif.	L	1-3
3/9	UCLA	Los Angeles, Calif.	L	2-3
	UCLA	Los Angeles, Calif.	L	0-11
3/10	Cal Poly-Pomona	Pomona, Calif.	W	3-1
	Cal Poly-Pomona	Pomona, Calif.	W	5-2
3/11	Cal State Northridge	Northridge, Calif.	W	4-0
	Cal State Northridge	Northridge, Calif.	L	1-3
3/12	Cal State Fullerton	Fullerton, Calif.	L	0-6
	Cal State Fullerton	Fullerton, Calif.	L	0-1 (11)
3/16	Buena Vista	Norman, Okla.	W	6-5
	Southern Illinois	Norman, Okla.	W	2-1
3/17	Buena Vista	Norman, Okla.	W	11-1
	Oklahoma State	Norman, Okla.	L	0-3
3/19	Pittsburgh State	Norman, Okla.	L	2-3
	Wyoming	Norman, Okla.	W	1-0
	Rutgers	Norman, Okla.	W	1-0
3/20	Illinois State	Norman, Okla.	W	2-1
	Missouri State	Norman, Okla.	W	2-0
	California	Norman, Okla.	W	2-1
3/21	Texas A&M	Norman, Okla.	W	1-0
	Missouri	Norman, Okla.	L	0-2
3/23	Ohio State	Norman, Okla.	W	3-1
	Iowa	Norman, Okla.	W	4-3
3/24	Western Michigan	Norman, Okla.	L	2-3
	Michigan State	Norman, Okla.	L	2-6
3/25	Carthage	Norman, Okla.	W	3-2
	California	Norman, Okla.	L	0-1
3/26	Nebraska	Denton, Texas	W	3-2

	Sam Houston State	Denton, Texas	W	5-2
	New Mexico	Denton, Texas	W	8-0
3/27	Missouri State	Denton, Texas	W	7-3
3/28	Michigan State	Denton, Texas	L	0-2
3/30	Southeast Missouri	Norman, Okla.	W	7-2
	Minnesota-Duluth	Norman, Okla.	W	9-5
4/1	Oklahoma City	Oklahoma City, Okla.	W	19-5
	Oklahoma City	Oklahoma City, Okla.	W	9-3
4/3	Southern Illinois	Springfield, Mo.	W	4-3
	Northeast Missouri	Springfield, Mo.	W	3-2
4/4	Creighton	Springfield, Mo.	L	3-4
	Iowa State	Springfield, Mo.	W	1-0
	Kansas	Springfield, Mo.	L	1-4
	Creighton	Springfield, Mo.	W	1-0
4/7	Central Oklahoma	Norman, Okla.	W	5-4
	Central Oklahoma	Norman, Okla.	L	2-4
4/10	Arizona State	College Station, Texas	L	0-4
4/11	Kansas	College Station, Texas	L	0-2
	Cal State Fullerton	College Station, Texas	L	0-3
4/15	Louisiana Tech	Norman, Okla.	W	5-4
	Louisiana Tech	Norman, Okla.	W	9-2
4/21	Oklahoma City	Norman, Okla.	W	3-1
	Oklahoma State	Norman, Okla.	W	3-0
4/23	Kansas	Stillwater, Okla.	L	0-1
4/24	Iowa State	Stillwater, Okla.	L	0-1
4/28	NE Oklahoma	Edmond, Okla.	W	7-1
	Central Oklahoma	Edmond, Okla.	W	4-1
4/30	Oklahoma State	Stillwater, Okla.	W	4-3
	Oklahoma State	Stillwater, Okla.	W	3-0
5/2	Texas Woman's	Shawnee, Okla.	L	0-6
5/3	West Texas A&M	Norman, Okla.	L	5-6 (13)
5/21	New Mexico	Norman, Okla.	W	1-0
5/22	Michigan State	Norman, Okla.	L	1-8
	California	Norman, Okla.	L	1-4

**FALL 1981 (13-12)**

**HEAD COACH: MARITA HYNES**

9/10	Oklahoma State	Norman, Okla.	L	0-2
9/11	West Texas A&M	Norman, Okla.	W	2-0
	Nebraska	Norman, Okla.	L	0-5
	Oklahoma City	Norman, Okla.	W	5-0
9/12	Missouri State	Norman, Okla.	W	4-0
	Oklahoma State	Norman, Okla.	W	2-1 (8)
9/18	Creighton	Ames, Iowa	L	2-3
	Missouri State	Ames, Iowa	L	0-6
	NW Oklahoma	Ames, Iowa	L	0-1
9/19	Nebraska	Ames, Iowa	L	2-4
	Iowa	Ames, Iowa	W	6-2
	Iowa State	Ames, Iowa	W	5-1
9/22	Oklahoma City	Norman, Okla.	W	2-1
	Oklahoma Christian	Norman, Okla.	W	7-2
9/25	Iowa	Lincoln, Neb.	W	6-3
9/26	Minnesota	Lincoln, Neb.	L	1-3
	Northwest Missouri	Lincoln, Neb.	W	4-0
9/27	Iowa State	Lincoln, Neb.	L	0-3
10/8	Oklahoma State	Stillwater, Okla.	L	0-1
10/9	Missouri State	Stillwater, Okla.	L	2-8
	Texas Wesleyan	Stillwater, Okla.	W	1-0
	Oklahoma City	Stillwater, Okla.	W	8-0
10/10	Wyoming	Stillwater, Okla.	W	3-0
	Oklahoma State	Stillwater, Okla.	L	0-1
	Missouri State	Stillwater, Okla.	L	4-5

**SPRING 1982 (25-29)**

**HEAD COACH: MARITA HYNES**

3/6	Midwestern State	Wichita Falls, Texas	L	2-3
3/7	Midwestern State	Wichita Falls, Texas	W	8-0
	Texas-Arlington	Grand Prairie, Texas	L	1-2 (12)
	Texas-Arlington	Grand Prairie, Texas	W	2-1
3/8	Texas Wesleyan	Grand Prairie, Texas	W	4-2
	Texas Wesleyan	Grand Prairie, Texas	W	6-1
3/9	Texas A&M	Bryan, Texas	L	0-3
	Texas A&M	Bryan, Texas	L	0-1
3/13	Missouri	Norman, Okla.	W	4-2
	Missouri	Norman, Okla.	L	0-1
3/16	Northern Iowa	Norman, Okla.	W	6-0
	Arizona State	Norman, Okla.	L	0-2

3/17	Arizona State	Norman, Okla.	L	0-1
3/18	Kansas State	Norman, Okla.	W	2-1
	New Mexico State	Norman, Okla.	L	1-3
3/19	Western Illinois	Norman, Okla.	L	3-8
3/23	Utah	Norman, Okla.	L	0-5
	Northern Colorado	Norman, Okla.	W	7-0
3/26	Nebraska	Lawrence, Kan.	L	0-4
	Kansas State	Lawrence, Kan.	L	2-5
3/27	Kansas	Lawrence, Kan.	L	0-7
	Nebraska	Lawrence, Kan.	L	1-3
3/30	Central Oklahoma	Edmond, Okla.	W	5-2
	Central Oklahoma	Edmond, Okla.	L	4-5
4/2	Iowa State	Springfield, Mo.	W	11-10
	Louisiana Tech	Springfield, Mo.	W	3-2
4/3	Northwest Missouri	Springfield, Mo.	W	12-1
	Illinois State	Springfield, Mo.	W	2-1
	Missouri	Springfield, Mo.	W	2-1
4/4	Kansas	Springfield, Mo.	L	0-1
	Creighton	Springfield, Mo.	L	0-7
4/6	Oklahoma Baptist	Norman, Okla.	W	3-0
	Oklahoma Baptist	Norman, Okla.	W	4-0
4/8	Oklahoma State	Norman, Okla.	L	0-1
	Oklahoma State	Norman, Okla.	L	2-6
4/15	UNLV	Las Vegas, Nev.	W	10-0
	Utah	Las Vegas, Nev.	L	1-4
4/16	Cal State Northridge	Las Vegas, Nev.	L	1-4
	Cal State Northridge	Las Vegas, Nev.	L	0-2
4/21	Oklahoma City	Oklahoma City, Okla.	L	4-5
	Oklahoma City	Oklahoma City, Okla.	W	3-2
4/23	Nebraska	Norman, Okla.	L	0-2
4/24	Kansas	Norman, Okla.	W	3-0
	Oklahoma State	Norman, Okla.	W	1-0
	Kansas State	Norman, Okla.	W	3-1
4/25	Missouri	Norman, Okla.	L	0-1
5/6	Texas-Arlington	Oklahoma City, Okla.	W	5-4
5/7	Oklahoma State	Oklahoma City, Okla.	L	0-2
	West Texas A&M	Oklahoma City, Okla.	W	1-0
5/8	Texas-Arlington	Oklahoma City, Okla.	W	3-0
	Oklahoma State	Oklahoma City, Okla.	L	2-3
5/21	Utah	Norman, Okla.	W	4-2
	Rhode Island	Norman, Okla.	L	0-2
	Central Michigan	Norman, Okla.	L	1-3

**SPRING 1983 (28-18)**

**HEAD COACH: MARITA HYNES**

3/1	Oklahoma City	Norman, Okla.	W	7-0 (f)
3/12	Missouri	Norman, Okla.	L	0-1
	Missouri	Norman, Okla.	L	2-9
3/14	Northern Illinois	Norman, Okla.	W	2-1
	Indiana	Norman, Okla.	W	1-0
3/15	Central Michigan	Norman, Okla.	W	1-0 (8)
3/17	Baylor	Norman, Okla.	L	3-5
	Arizona	Norman, Okla.	W	2-1
3/18	Southern Illinois	Norman, Okla.	W	1-0
3/19	Oklahoma State	Norman, Okla.	L	0-1
3/21	Iowa State	Norman, Okla.	W	6-0
	Iowa State	Norman, Okla.	L	0-2
3/22	Iowa	Norman, Okla.	L	1-2
	Buena Vista	Norman, Okla.	W	10-0
3/24	Nebraska-Omaha	Bartlesville, Okla.	W	4-0
	Saint Louis	Bartlesville, Okla.	W	15-0
3/25	Kansas	Bartlesville, Okla.	L	1-2
3/28	Western Michigan	Norman, Okla.	L	2-3
	Western Michigan	Norman, Okla.	L	3-7
3/31	Long Beach	Long Beach, Calif.	W	5-4
	Long Beach	Long Beach, Calif.	W	6-0
	US International	Long Beach, Calif.	W	6-0
4/2	US International	San Diego, Calif.	W	6-3
4/7	Oklahoma City	Oklahoma City, Okla.	W	3-0
	Oklahoma City	Oklahoma City, Okla.	W	8-1
4/12	Oklahoma State	Norman, Okla.	L	0-8
	Oklahoma State	Norman, Okla.	L	0-1
4/15	South Carolina	Ruston, La.	L	0-5
	Louisiana Tech	Ruston, La.	L	1-2
4/16	Mississippi State	Ruston, La.	W	4-0
4/20	Oklahoma State	Norman, Okla.	L	3-5 (19)





# YEAR-BY-YEAR RESULTS

	Oklahoma State	Norman, Okla.	W	1-0
4/26	Central Oklahoma	Norman, Okla.	L	2-3
	Central Oklahoma	Norman, Okla.	W	7-0
4/28	Kansas State	Norman, Okla.	W	5-3
	Kansas	Norman, Okla.	W	4-0
4/29	Iowa State	Norman, Okla.	W	4-0
	Missouri	Norman, Okla.	L	0-6
4/30	Oklahoma State	Norman, Okla.	L	1-2 (9)
	Nebraska	Norman, Okla.	W	2-1 (13)
5/3	Oklahoma City	Norman, Okla.	W	4-0
5/7	Missouri	Omaha, Neb.	W	3-1
	Northeast Missouri	Omaha, Neb.	W	2-0
	Iowa State	Omaha, Neb.	W	3-0
5/8	Creighton	Omaha, Neb.	L	0-1
	Indiana	Omaha, Neb.	W	2-0

**SPRING 1984 (23-14) HEAD COACH: MARITA HYNES**

3/8	Mesa CC	Albuquerque, N.M.	W	4-1
	NM Highlands	Albuquerque, N.M.	W	3-2 (9)
3/9	Kearney State	Albuquerque, N.M.	W	7-0
	New Mexico State	Albuquerque, N.M.	W	1-0
3/10	New Mexico	Albuquerque, N.M.	L	0-1
3/13	Southern Illinois	Norman, Okla.	W	2-0
	Arizona State	Norman, Okla.	L	2-5
3/14	Iowa	Norman, Okla.	W	6-0
3/15	Missouri State	Norman, Okla.	W	3-2 (9)
	Indiana	Norman, Okla.	L	0-1 (8)
3/16	Northern Illinois	Norman, Okla.	W	5-1
3/17	Missouri	Columbia, Mo.	W	6-0
	Texas A&M	Norman, Okla.	L	0-1
3/20	Western Michigan	Norman, Okla.	L	0-1
3/23	Cal State Fullerton	Fullerton, Calif.	L	0-1
	New Mexico	Fullerton, Calif.	W	3-2
3/24	Arizona	Fullerton, Calif.	L	1-2
4/4	Oklahoma City	Oklahoma City, Okla.	W	6-0
	Oklahoma City	Oklahoma City, Okla.	W	4-3
4/8	Nebraska	Norman, Okla.	L	0-2
	Oklahoma State	Norman, Okla.	W	1-0
4/9	Nebraska	Norman, Okla.	W	1-0
	Oklahoma State	Norman, Okla.	L	1-3
4/14	Kansas State	Ames, Iowa	W	5-0
	Iowa State	Ames, Iowa	W	4-3
4/15	Kansas State	Ames, Iowa	W	7-0
	Iowa State	Ames, Iowa	W	4-3
4/18	Texas-Arlington	Norman, Okla.	W	4-0
	Texas-Arlington	Norman, Okla.	L	0-3
4/25	Texas-Arlington	Grand Prairie, Texas	L	0-1 (9)
	Texas-Arlington	Grand Prairie, Texas	L	1-2 (8)
5/1	Oklahoma City	Norman, Okla.	W	7-0
	Oklahoma City	Norman, Okla.	W	3-2
5/3	Missouri	Bartlesville, Okla.	W	3-0
5/4	Nebraska	Bartlesville, Okla.	L	0-2
	Kansas	Bartlesville, Okla.	W	2-1
	Iowa State	Bartlesville, Okla.	L	0-2

**SPRING 1985 (24-18) HEAD COACH: MICHELLE THOMAS**

3/7	Utah	Las Cruces, N.M.	L	1-10
	Metro State CC	Las Cruces, N.M.	W	1-0
3/8	Texas Tech	Las Cruces, N.M.	W	4-2
	Pima CC	Las Cruces, N.M.	W	7-4
	Wichita State	Las Cruces, N.M.	W	2-1
3/9	Northern Arizona	Las Cruces, N.M.	L	4-5
3/12	Indiana	Norman, Okla.	W	3-0
	Arizona State	Norman, Okla.	L	1-2 (8)
3/14	Southern Illinois	Norman, Okla.	W	5-0
	New Mexico State	Norman, Okla.	W	5-3 (8)
3/15	Arizona	Norman, Okla.	W	1-0
3/16	Texas A&M	Norman, Okla.	W	1-0
	New Mexico	Norman, Okla.	L	0-3
3/18	Northern Iowa	Norman, Okla.	W	4-3
	SIU-Edwardsville	Norman, Okla.	W	7-1
3/21	Utah State	Fullerton, Calif.	L	1-2 (10)
	Utah State	Fullerton, Calif.	L	0-1
3/22	Utah	Fullerton, Calif.	W	3-0
	Cal Poly-Pomona	Fullerton, Calif.	L	0-1 (9)

3/23	Arizona State	Fullerton, Calif.	W	3-2
	Pacific	Fullerton, Calif.	L	0-2
3/28	Texas-Arlington	Grand Prairie, Texas	W	2-0
	Texas-Arlington	Grand Prairie, Texas	L	0-1
4/1	Wichita State	Wichita, Kan.	W	1-0
	Wichita State	Wichita, Kan.	W	7-0
4/6	Missouri	Stillwater, Okla.	W	3-1
	Oklahoma State	Stillwater, Okla.	L	3-4
4/7	Missouri	Stillwater, Okla.	L	0-1
	Oklahoma State	Stillwater, Okla.	W	1-0
4/9	Oklahoma City	Norman, Okla.	W	5-0
	Oklahoma City	Norman, Okla.	W	4-2
4/13	Kansas State	Norman, Okla.	L	2-3 (8)
	Kansas	Norman, Okla.	L	2-3 (9)
4/14	Kansas State	Norman, Okla.	W	8-0
	Kansas	Norman, Okla.	W	4-2 (8)
4/20	Nebraska	Ames, Iowa	L	1-2 (9)
	Iowa State	Ames, Iowa	L	0-3
4/21	Nebraska	Ames, Iowa	L	4-8
	Iowa State	Ames, Iowa	W	2-1
5/3	Oklahoma State	Norman, Okla.	L	2-6
	Kansas State	Norman, Okla.	W	5-2
5/4	Missouri	Norman, Okla.	L	0-2

**SPRING 1986 (26-17) HEAD COACH: MICHELLE THOMAS**

3/6	Colorado State	Albuquerque, N.M.	W	8-0
	New Mexico State	Albuquerque, N.M.	W	1-0
	Central Michigan	Albuquerque, N.M.	W	6-2
3/7	BYU	Albuquerque, N.M.	W	1-0
3/8	Arizona	Albuquerque, N.M.	W	1-0
	Kansas	Albuquerque, N.M.	L	0-8
	Utah State	Albuquerque, N.M.	L	3-5
3/12	Southern Illinois	Norman, Okla.	W	1-0
3/13	Illinois State	Norman, Okla.	W	5-3
	Kansas State	Norman, Okla.	W	1-0 (10)
3/14	Louisiana-Monroe	Norman, Okla.	W	1-0 (8)
	Central Michigan	Norman, Okla.	L	1-5
	Southern Illinois	Norman, Okla.	W	1-0
3/16	Kansas	Norman, Okla.	L	0-1
3/19	Cal State Northridge	Northridge, Calif.	W	1-0
	Cal State Northridge	Northridge, Calif.	L	1-2
3/20	Fresno State	Fullerton, Calif.	L	1-3
	Utah	Fullerton, Calif.	W	1-0
3/21	US International	Fullerton, Calif.	W	4-0
3/22	Cal Poly-Pomona	Fullerton, Calif.	L	0-1
	Michigan	Fullerton, Calif.	L	1-2
3/25	Oklahoma State	Stillwater, Okla.	L	2-4
	Wichita State	Stillwater, Okla.	W	2-0
4/5	Nebraska	Manhattan, Kan.	W	1-0
	Kansas State	Manhattan, Kan.	W	2-0
4/6	Kansas State	Manhattan, Kan.	W	5-3
	Nebraska	Manhattan, Kan.	L	0-3
4/8	Oklahoma City	Oklahoma City, Okla.	W	9-0
	Oklahoma City	Oklahoma City, Okla.	W	4-1
4/12	Kansas	Ames, Iowa	W	1-0
	Iowa State	Ames, Iowa	W	1-0
4/13	Kansas	Ames, Iowa	L	6-8
	Iowa State	Ames, Iowa	L	0-7
4/20	Missouri	Stillwater, Okla.	W	2-1
	Oklahoma State	Stillwater, Okla.	L	0-2
4/21	Missouri	Stillwater, Okla.	W	3-1
	Oklahoma State	Stillwater, Okla.	W	3-1 (10)
4/24	BYU	Logan, Utah	L	0-1
	Texas A&M	Logan, Utah	W	3-1
	Utah State	Logan, Utah	L	0-5
5/2	Iowa State	St. Joseph, Mo.	L	0-1
	Kansas State	St. Joseph, Mo.	W	3-2
5/3	Oklahoma State	St. Joseph, Mo.	L	0-7

**SPRING 1987 (29-21) HEAD COACH: MICHELLE THOMAS**

3/3	Central Oklahoma	Edmond, Okla.	L	1-2
	Central Oklahoma	Edmond, Okla.	W	9-1
3/6	Texas State	Norman, Okla.	L	3-4
	Texas State	Norman, Okla.	W	4-2
3/10	Northern Illinois	Norman, Okla.	L	1-5

	Quincy College	Norman, Okla.	W	7-5
3/12	Iowa	Norman, Okla.	W	10-7 (11)
	Wichita State	Norman, Okla.	W	3-1
	New Mexico	Norman, Okla.	W	5-2
3/13	Missouri	Norman, Okla.	W	3-0
	Northern Iowa	Norman, Okla.	W	7-1 (8)
3/14	Central Michigan	Norman, Okla.	L	2-9
3/19	Sam Houston State	Houston, Texas	L	2-4
	Arizona	Houston, Texas	L	0-10
	Louisiana Tech	Houston, Texas	L	2-5
	Arizona State	Houston, Texas	L	4-12 (10)
3/20	Saint Mary's	Houston, Texas	L	0-3
	Baylor	Houston, Texas	W	5-3
3/30	Oklahoma City	Norman, Okla.	W	3-1
	Oklahoma City	Norman, Okla.	L	1-2
3/31	Oklahoma Baptist	Shawnee, Okla.	W	3-1
	Oklahoma Baptist	Shawnee, Okla.	W	2-0
4/4	Iowa State	Stillwater, Okla.	W	2-1
	Nebraska	Norman, Okla.	L	0-3
4/5	Iowa State	Stillwater, Okla.	L	0-1
	Nebraska	Norman, Okla.	W	3-1
4/7	Oklahoma State	Norman, Okla.	L	2-3
	Oklahoma State	Norman, Okla.	W	3-1
4/13	New Mexico	Norman, Okla.	W	7-5
	New Mexico	Norman, Okla.	W	10-1
	New Mexico	Norman, Okla.	W	2-0
4/15	North Texas	Norman, Okla.	W	7-0
	Texas-Arlington	Norman, Okla.	W	3-2
4/18	Missouri	Lawrence, Kan.	W	6-1
	Kansas	Lawrence, Kan.	W	4-2
4/19	Missouri	Lawrence, Kan.	W	2-1
	Kansas	Lawrence, Kan.	L	0-2
4/24	Florida State	Stillwater, Okla.	W	1-0
	Baylor	Stillwater, Okla.	W	10-1
	Oklahoma State	Stillwater, Okla.	L	3-5
4/25	Florida State	Stillwater, Okla.	L	1-6
	Baylor	Stillwater, Okla.	W	2-1
	Oklahoma State	Stillwater, Okla.	L	4-8
5/1	Missouri	St. Joseph, Mo.	W	3-2
	Iowa State	St. Joseph, Mo.	W	4-2
5/2	Nebraska	St. Joseph, Mo.	L	0-7
	Kansas	St. Joseph, Mo.	L	2-5
5/15	Nicholls State	Macomb, Ill.	L	5-8
	Princeton	Macomb, Ill.	W	5-1
5/16	Northern Illinois	Macomb, Ill.	L	0-1

**SPRING 1988 (18-26) HEAD COACH: MICHELLE THOMAS**

3/3	Wichita State	Las Cruces, N.M.	W	5-1
	Cal State Fullerton	Las Cruces, N.M.	L	0-5
	Oregon	Las Cruces, N.M.	L	0-3
3/4	New Mexico State	Las Cruces, N.M.	W	4-3
3/5	Arizona State	Las Cruces, N.M.	L	2-3
3/6	Louisiana-Monroe	Las Cruces, N.M.	W	2-1
	Baylor	Las Cruces, N.M.	W	3-0
	Arizona	Las Cruces, N.M.	L	2-11
3/9	Sam Houston State	Oklahoma City, Okla.	L	0-10
	Sam Houston State	Oklahoma City, Okla.	L	1-2
3/10	Baylor	Norman, Okla.	L	2-3
	Creighton	Norman, Okla.	L	0-1
	Texas-Arlington	Norman, Okla.	L	0-2
3/11	Missouri	Norman, Okla.	L	0-3
	Northern Iowa	Norman, Okla.	L	2-10
3/12	Illinois State	Norman, Okla.	L	2-5
3/15	Oklahoma Baptist	Norman, Okla.	W	9-0
	Oklahoma Baptist	Norman, Okla.	W	2-1
3/21	Cameron	Norman, Okla.	W	7-0
	Cameron	Norman, Okla.	W	16-1
3/25	Michigan	Sunnyvale, Calif.	W	2-1 (11)
	San Jose State	Sunnyvale, Calif.	L	1-7
	Arizona State	Sunnyvale, Calif.	L	3-4
3/26	California	Sunnyvale, Calif.	L	5-11
	Santa Clara	Sunnyvale, Calif.	W	8-4
4/5	Oklahoma Baptist	Shawnee, Okla.	W	4-0
	Oklahoma Baptist	Shawnee, Okla.	W	4-1
4/6	Oklahoma City	Oklahoma City, Okla.	W	2-1

	Oklahoma City	Oklahoma City, Okla.	L	0-1
4/9	Iowa State	Norman, Okla.	L	2-6
	Nebraska	Norman, Okla.	L	0-6
4/10	Iowa State	Norman, Okla.	L	0-1
	Nebraska	Norman, Okla.	L	0-2
4/13	North Texas	Norman, Okla.	W	7-0
	Texas-Arlington	Norman, Okla.	W	2-1
4/20	Oklahoma State	Stillwater, Okla.	L	3-4
	Oklahoma State	Stillwater, Okla.	L	0-1
4/23	Missouri	Columbia, Mo.	W	1-0 (9)
	Kansas	Columbia, Mo.	L	0-1 (9)
4/24	Missouri	Columbia, Mo.	L	0-1
	Kansas	Columbia, Mo.	W	1-0
4/27	Central Oklahoma	Oklahoma City, Okla.	W	1-0
5/6	Iowa State	Oklahoma City, Okla.	L	1-2
	Kansas	Oklahoma City, Okla.	L	1-2

**SPRING 1989 (16-40) HEAD COACH: MICHELLE THOMAS**

2/28	Central Oklahoma	Norman, Okla.	W	2-0
	Central Oklahoma	Norman, Okla.	W	9-0
3/2	Fresno State	Las Cruces, N.M.	L	3-10
	Louisiana-Monroe	Las Cruces, N.M.	W	2-1
	New Mexico State	Las Cruces, N.M.	W	2-1
3/3	Arizona State	Las Cruces, N.M.	L	2-7
	Oregon	Las Cruces, N.M.	L	0-7
	Minnesota	Las Cruces, N.M.	L	0-6
3/4	Michigan	Las Cruces, N.M.	L	0-3
3/10	Creighton	Norman, Okla.	L	2-4
	Oklahoma City	Norman, Okla.	W	6-2
	Kansas	Norman, Okla.	L	1-2
3/11	Texas-Arlington	Norman, Okla.	L	0-1
	Sam Houston State	Norman, Okla.	W	2-1
3/12	Creighton	Norman, Okla.	L	0-3
3/14	Oklahoma Baptist	Shawnee, Okla.	W	6-2
	Oklahoma Baptist	Shawnee, Okla.	W	5-2
3/17	Michigan	Sunnyvale, Calif.	L	0-5
	Texas A&M	Sunnyvale, Calif.	L	3-5
	Utah State	Sunnyvale, Calif.	L	2-4
3/18	Creighton	Sunnyvale, Calif.	L	0-6
	Massachusetts	Sunnyvale, Calif.	L	2-3
3/23	Oklahoma City	Norman, Okla.	L	3-4
	Oklahoma City	Norman, Okla.	L	2-5
3/29	Central Oklahoma	Oklahoma City, Okla.	L	2-3
	Central Oklahoma	Oklahoma City, Okla.	W	11-0
3/31	Oklahoma State	Stillwater, Okla.	L	0-7
	Oklahoma State	Stillwater, Okla.	L	0-7
4/4	Oklahoma City	Oklahoma City, Okla.	L	3-5
	Oklahoma City	Oklahoma City, Okla.	L	1-3
4/8	Nebraska	Norman, Okla.	L	0-1
	Kansas	Norman, Okla.	L	3-4
4/9	Nebraska	Norman, Okla.	L	0-1 (9)
	Kansas	Norman, Okla.	L	0-1
4/12	Oklahoma State	Norman, Okla.	L	0-2
	Texas-Arlington	Norman, Okla.	W	5-0
4/14	Illinois State	Oklahoma City, Okla.	W	1-0
	Western Illinois	Oklahoma City, Okla.	L	2-3 (16)
	Louisiana Tech	Oklahoma City, Okla.	L	0-9
4/15	Iowa State	Oklahoma City, Okla.	L	1-14
	Texas A&M	Oklahoma City, Okla.	W	7-4
	Oklahoma State	Oklahoma City, Okla.	L	0-9
4/20	Oklahoma Baptist	Norman, Okla.	W	4-3
	Oklahoma Baptist	Norman, Okla.	L	2-3
4/22	Missouri	Columbia, Mo.	W	5-1
	Northern Illinois	Columbia, Mo.	W	6-5
4/23	Northern Illinois	Columbia, Mo.	W	6-2
	Missouri	Columbia, Mo.	L	2-3
4/26	Wichita State	Norman, Okla.	L	8-9
	Wichita State	Norman, Okla.	L	2-9
4/29	Oklahoma State	Ames, Iowa	L	0-4
	Iowa State	Ames, Iowa	L	1-4
4/30	Oklahoma State	Ames, Iowa	L	0-6
	Iowa State	Ames, Iowa	L	0-2
5/5	Missouri	Oklahoma City, Okla.	L	0-4
	Iowa State	Oklahoma City, Okla.	L	0-1



**YEAR-BY-YEAR RESULTS**

**SPRING 1990 (15-31) HEAD COACH: MICHELLE THOMAS**

2/15	Arizona	Tucson, Ariz.	L	0-8
2/16	Cal State Fullerton	Tucson, Ariz.	L	1-7
	Utah	Tucson, Ariz.	L	1-3
	UCLA	Tucson, Ariz.	L	1-7
2/17	Toledo	Tucson, Ariz.	L	2-10
	New Mexico State	Tucson, Ariz.	L	1-2
	Oregon	Tucson, Ariz.	L	0-2
2/26	Wichita State	Oklahoma City, Okla.	W	7-1
	Wichita State	Oklahoma City, Okla.	W	2-0
3/9	Michigan	Tampa, Fla.	L	0-12
	Winthrop	Tampa, Fla.	L	0-1
	Virginia	Tampa, Fla.	L	0-1
3/10	Iowa State	Tampa, Fla.	W	5-4
	Eastern Michigan	Tampa, Fla.	W	9-7
	Maine	Tampa, Fla.	W	7-0 (f)
3/11	Florida State	Tampa, Fla.	W	1-0 (9)
	Michigan	Tampa, Fla.	L	0-1 (9)
3/15	Florida A&M	Tallahassee, Fla.	W	3-1
	Florida A&M	Tallahassee, Fla.	W	13-0
3/16	Louisiana-Lafayette	Tallahassee, Fla.	L	0-2
	Adelphi	Tallahassee, Fla.	L	2-4
	Florida State	Tallahassee, Fla.	L	2-3
3/18	Stetson	Tallahassee, Fla.	W	7-6
	Stetson	Tallahassee, Fla.	W	7-0 (f)
3/21	Wichita State	Wichita, Kan.	L	2-3
	Wichita State	Wichita, Kan.	L	1-4
3/31	Louisiana-Lafayette	Norman, Okla.	L	0-2
	Louisiana-Lafayette	Norman, Okla.	L	0-2
	Central Oklahoma	Norman, Okla.	W	6-1
4/4	Texas-Arlington	Grand Prairie, Texas	L	0-1
	Texas-Arlington	Grand Prairie, Texas	L	2-3
4/6	Missouri	Norman, Okla.	W	3-2
	Missouri	Norman, Okla.	L	2-3
4/7	Iowa State	Stillwater, Okla.	W	3-1
	Oklahoma State	Stillwater, Okla.	L	2-5
4/8	Iowa State	Stillwater, Okla.	W	4-2
	Oklahoma State	Stillwater, Okla.	L	1-3
4/10	Oklahoma City	Norman, Okla.	L	0-1
	Oklahoma City	Norman, Okla.	L	1-2
4/21	Kansas	Columbia, Mo.	L	1-3
	Nebraska	Columbia, Mo.	L	1-2
4/22	Kansas	Columbia, Mo.	L	0-7
	Nebraska	Columbia, Mo.	L	1-3
5/4	Missouri	Oklahoma City, Okla.	L	0-1
5/5	Iowa State	Oklahoma City, Okla.	W	4-0
	Kansas	Oklahoma City, Okla.	L	2-5

**SPRING 1991 (36-23) HEAD COACH: MICHELLE THOMAS**

2/23	Saint Edwards	Grand Prairie, Texas	L	2-3
	Saint Edwards	Grand Prairie, Texas	W	2-1
	Texas Wesleyan	Grand Prairie, Texas	W	2-0
	Texas Wesleyan	Grand Prairie, Texas	W	5-0
2/24	Texas-Arlington	Grand Prairie, Texas	L	0-2
	Texas-Arlington	Grand Prairie, Texas	L	2-5
3/5	Eastern Oklahoma	Norman, Okla.	W	10-2
	Eastern Oklahoma	Norman, Okla.	W	7-0
3/8	Creighton	Tampa, Fla.	L	1-4
	South Florida	Tampa, Fla.	L	2-3
	Maine	Tampa, Fla.	W	2-0
3/9	Samford	Tampa, Fla.	W	2-0
	South Carolina	Tampa, Fla.	L	1-2 (8)
3/10	Illinois State	Tampa, Fla.	W	2-1
	Florida State	Tampa, Fla.	L	1-7
3/11	Western Illinois	Tampa, Fla.	L	2-10
	Western Illinois	Tampa, Fla.	W	6-5
3/14	Fairfield	Fort Myers, Fla.	W	12-1
	Northwood	Fort Myers, Fla.	W	6-2
3/15	New Haven	Fort Myers, Fla.	W	6-3
	Tennessee Tech	Fort Myers, Fla.	W	5-1
	Tennessee Tech	Fort Myers, Fla.	W	7-3
3/16	Barry	Fort Myers, Fla.	W	8-7
	Barry	Fort Myers, Fla.	W	5-4
3/17	Butler	Fort Myers, Fla.	W	3-0
3/20	Eastern Oklahoma	Norman, Okla.	W	12-0
	Eastern Oklahoma	Norman, Okla.	W	13-1

3/22	SE Louisiana	Lafayette, La.	W	4-2
	Louisiana-Lafayette	Lafayette, La.	L	2-7
3/23	SE Louisiana	Lafayette, La.	W	6-1
	Louisiana-Lafayette	Lafayette, La.	W	3-2
3/26	Oklahoma Baptist	Shawnee, Okla.	W	12-6
	Oklahoma Baptist	Shawnee, Okla.	W	6-4
3/28	Central Oklahoma	Oklahoma City, Okla.	W	7-6
	Central Oklahoma	Oklahoma City, Okla.	L	0-1
4/4	Cameron	Lawton, Okla.	W	18-0
	Cameron	Lawton, Okla.	L	0-3
4/6	Iowa State	Norman, Okla.	L	1-4
	Missouri	Norman, Okla.	L	6-7
4/7	Iowa State	Norman, Okla.	L	5-10
	Missouri	Norman, Okla.	L	1-4
4/11	Washburn	Topeka, Kan.	W	7-0
	Washburn	Topeka, Kan.	L	0-3
4/12	Kansas	Lawrence, Kan.	L	0-7
4/13	Kansas	Lawrence, Kan.	L	0-3
	Kearney State	Lawrence, Kan.	W	3-1
4/14	Kearney State	Lawrence, Kan.	W	6-0
4/17	Oklahoma State	Norman, Okla.	L	0-3
4/23	Cameron	Norman, Okla.	W	10-3
	Cameron	Norman, Okla.	W	9-3
4/27	Nebraska	Lincoln, Neb.	L	1-2 (11)
	Oklahoma State	Lincoln, Neb.	L	1-7
	Nebraska-Wesleyan	Lincoln, Neb.	W	2-1
4/28	Nebraska	Lincoln, Neb.	W	3-0
	Oklahoma State	Lincoln, Neb.	W	3-0
5/3	Kansas	Oklahoma City, Okla.	L	0-2
5/4	Iowa State	Oklahoma City, Okla.	W	2-0
	Kansas	Oklahoma City, Okla.	W	3-0
5/5	Oklahoma State	Oklahoma City, Okla.	L	1-2

**SPRING 1992 (40-26) HEAD COACH: MICHELLE THOMAS**

2/15	Texas-Arlington	Grand Prairie, Texas	W	3-2
	Texas-Arlington	Grand Prairie, Texas	L	1-8
2/23	Samford	Lafayette, La.	W	6-0
	DePaul	Lafayette, La.	L	3-5
	Louisiana-Lafayette	Lafayette, La.	L	0-3
2/27	Oklahoma City	Oklahoma City, Okla.	W	4-1
3/6	Florida International	Fort Myers, Fla.	W	7-1
	Pennsylvania	Fort Myers, Fla.	W	8-0
3/7	Florida International	Fort Myers, Fla.	W	5-2
	St. Joseph's (Pa.)	Fort Myers, Fla.	W	6-2
	Manhattan	Fort Myers, Fla.	W	3-1
3/8	Butler	Fort Myers, Fla.	W	17-0
	Bryant College	Fort Myers, Fla.	W	4-1
3/9	Fairfield	Fort Myers, Fla.	W	7-2
	Tennessee Tech	Fort Myers, Fla.	W	6-0
	Aquinas College	Fort Myers, Fla.	W	9-0
	Barry	Fort Myers, Fla.	W	8-0
3/10	Rhode Island	Tampa, Fla.	W	18-0
	Notre Dame	Tampa, Fla.	L	0-1
	Notre Dame	Tampa, Fla.	W	3-0
3/11	North Carolina	Tampa, Fla.	W	5-4
	Miami (Ohio)	Tampa, Fla.	L	2-3
3/12	South Florida	Tampa, Fla.	L	0-5
	Robert Morris	Tampa, Fla.	W	5-4
3/19	Cameron	Lawton, Okla.	W	12-0
	Cameron	Lawton, Okla.	W	7-0
3/26	Iowa	San Jose, Calif.	L	0-7
3/27	Utah State	San Jose, Calif.	L	0-7
	Sacramento State	San Jose, Calif.	W	9-5
	Nebraska	San Jose, Calif.	L	5-11
3/28	Toledo	San Jose, Calif.	W	15-5
	Creighton	San Jose, Calif.	W	2-1
	Colorado State	San Jose, Calif.	W	6-3
3/29	Michigan	San Jose, Calif.	L	0-1
4/1	Oklahoma Baptist	Norman, Okla.	W	8-0
	Oklahoma Baptist	Norman, Okla.	L	4-5
4/4	Nebraska	Stillwater, Okla.	W	6-0
	Oklahoma State	Stillwater, Okla.	L	0-2
4/5	Nebraska	Stillwater, Okla.	W	1-0
	Oklahoma State	Stillwater, Okla.	L	0-3
4/8	Oklahoma City	Norman, Okla.	L	3-7

	Oklahoma City	Norman, Okla.	L	7-10
4/10	Iowa State	Oklahoma City, Okla.	L	3-8
	Georgia State	Oklahoma City, Okla.	W	8-0
4/11	Kansas	Oklahoma City, Okla.	L	3-4
	Oklahoma State	Oklahoma City, Okla.	L	0-2
	Oklahoma City	Oklahoma City, Okla.	W	6-4
4/15	Texas-Arlington	Norman, Okla.	W	2-1
	Texas-Arlington	Norman, Okla.	W	8-1
4/17	Washburn	Topeka, Kan.	L	1-6
	Washburn	Topeka, Kan.	W	4-2
4/18	Missouri	Lawrence, Kan.	W	1-0
	Iowa State	Lawrence, Kan.	W	5-4
4/21	Cameron	Norman, Okla.	W	8-1
	Cameron	Norman, Okla.	W	11-0
	Cameron	Norman, Okla.	W	8-0
4/22	Oklahoma Baptist	Shawnee, Okla.	L	0-2
	Oklahoma Baptist	Shawnee, Okla.	W	1-0
4/24	Regis	Denver, Colo.	W	4-0
	Regis	Denver, Colo.	W	13-3
4/25	Colorado State	Fort Collins, Colo.	L	0-4
	Colorado State	Fort Collins, Colo.	L	0-5
4/26	Colorado State	Fort Collins, Colo.	L	0-1
	Colorado State	Fort Collins, Colo.	L	0-2
5/1	Missouri	Oklahoma City, Okla.	L	0-3
	Iowa State	Oklahoma City, Okla.	L	1-2

**SPRING 1993 (22-28)**

**HEAD COACH: MICHELLE THOMAS-GROST**

2/13	New Mexico State	Grand Prairie, Texas	W	5-2
	Texas-Arlington	Grand Prairie, Texas	L	1-2
2/14	New Mexico State	Grand Prairie, Texas	W	6-0
	Texas-Arlington	Grand Prairie, Texas	L	2-10
3/5	Adrian College	Fort Myers, Fla.	W	12-2
	Providence	Fort Myers, Fla.	L	3-4
	Madonna	Fort Myers, Fla.	W	11-2
3/6	Aquinas College	Fort Myers, Fla.	W	3-2
	Keene State	Fort Myers, Fla.	W	3-0
3/7	Butler	Fort Myers, Fla.	W	9-0
	Edinborough	Fort Myers, Fla.	W	13-0
3/8	Boston University	Fort Myers, Fla.	L	2-4
	Grand Valley State	Fort Myers, Fla.	W	9-0
3/12	Winthrop	Tampa, Fla.	W	7-3
	Penn State	Tampa, Fla.	W	1-0
	Temple	Tampa, Fla.	W	2-1
3/13	Temple	Tampa, Fla.	W	3-1
	Illinois	Tampa, Fla.	L	0-4
3/14	East Carolina	Tampa, Fla.	W	2-1
	Michigan	Tampa, Fla.	L	0-4
3/23	Oklahoma City	Oklahoma City, Okla.	L	2-5
	Oklahoma City	Oklahoma City, Okla.	L	0-4
3/26	California	Sunnyvale, Calif.	L	0-1
	Hawaii	Sunnyvale, Calif.	L	3-4
	Sacramento State	Sunnyvale, Calif.	L	0-4
3/27	Pacific	Sunnyvale, Calif.	L	1-7
4/2	Oklahoma Baptist	Norman, Okla.	W	4-3
	Oklahoma Baptist	Norman, Okla.	W	2-0
4/3	Kansas	Norman, Okla.	L	1-9
	Kansas	Norman, Okla.	L	1-6
4/5	Kansas	Oklahoma City, Okla.	L	0-4
	Kansas	Oklahoma City, Okla.	L	1-5
4/7	Oklahoma State	Stillwater, Okla.	L	0-7
	Oklahoma State	Stillwater, Okla.	L	0-4
4/10	Iowa State	Ames, Iowa	W	8-4
	Iowa State	Ames, Iowa	L	1-3
4/11	Iowa State	Ames, Iowa	W	5-2
	Iowa State	Ames, Iowa	L	0-4
4/19	Cameron	Norman, Okla.	W	7-0
	Cameron	Norman, Okla.	W	11-0
4/21	Oklahoma State	Norman, Okla.	L	0-4
	Oklahoma State	Norman, Okla.	L	0-3
4/24	Missouri	Columbia, Mo.	L	4-7
	Missouri	Columbia, Mo.	L	0-1
4/25	Missouri	Columbia, Mo.	L	2-4
	Missouri	Columbia, Mo.	L	0-2
4/27	Texas-Arlington	Norman, Okla.	L	1-4
	Texas-Arlington	Norman, Okla.	W	4-3

5/8	Oklahoma Baptist	Norman, Okla.	W	13-4
5/9	Oklahoma Baptist	Norman, Okla.	L	2-3

**SPRING 1994 (58-15)**

**HEAD COACH: JIM BEITIA**

2/18	Texas-Arlington	Grand Prairie, Texas	W	4-2
	Nebraska	Grand Prairie, Texas	W	6-5
2/19	Tulsa	Grand Prairie, Texas	W	11-10
	Kansas	Grand Prairie, Texas	W	5-4
2/20	Texas A&M	Grand Prairie, Texas	L	4-9
	Northwestern	Grand Prairie, Texas	W	7-4
	Creighton	Grand Prairie, Texas	W	7-5
3/4	Slippery Rock	Fort Myers, Fla.	W	11-0
	Villanova	Fort Myers, Fla.	W	9-0
	Northwood	Gainesville, Fla.	W	3-2
3/5	St. Thomas	Fort Myers, Fla.	W	15-0
	Northwood	Gainesville, Fla.	W	5-2
	Pennsylvania	Gainesville, Fla.	W	18-3
3/6	Florida International	Gainesville, Fla.	W	7-1
	Madonna	Gainesville, Fla.	W	7-0
	Boston College	Gainesville, Fla.	W	2-1
3/7	Boston University	Gainesville, Fla.	W	1-0
	Pennsylvania	Gainesville, Fla.	W	13-1
	Yale	Gainesville, Fla.	W	4-1
3/9	South Carolina	Norman, Okla.	L	2-5
3/10	Robert Morris	Norman, Okla.	W	6-2
	Robert Morris	Norman, Okla.	L	2-12
3/11	Virginia	Tampa, Fla.	W	2-1
	Ball State	Tampa, Fla.	W	1-0
	Michigan	Tampa, Fla.	W	2-1
3/12	Sam Houston State	Tampa, Fla.	W	9-1
3/13	East Carolina	Tampa, Fla.	W	11-1
	North Carolina	Tampa, Fla.	W	4-3
	UCLA	Tampa, Fla.	L	0-3
3/16	Oklahoma Baptist	Shawnee, Okla.	W	18-0
	Oklahoma Baptist	Shawnee, Okla.	W	14-0
3/18	Tulsa	Stillwater, Okla.	W	10-3
	Wichita State	Stillwater, Okla.	W	5-0
	Oklahoma State	Stillwater, Okla.	W	2-0
3/19	Oklahoma Christian	Stillwater, Okla.	W	5-4
3/24	Texas A&M	Sacramento, Calif.	W	3-1
	Bowling Green	Sacramento, Calif.	W	7-2
3/25	Iowa	Sacramento, Calif.	W	2-1
	Pacific	Sacramento, Calif.	W	6-1
3/26	Connecticut	Sacramento, Calif.	W	4-1
	Long Beach State	Sacramento, Calif.	W	2-1
3/27	Hawaii	Sacramento, Calif.	W	4-2
	California	Sacramento, Calif.	L	5-6
3/29	Tulsa	Broken Arrow, Okla.	W	6-1
	Tulsa	Broken Arrow, Okla.	W	7-2
3/30	Kent State	Norman, Okla.	W	6-3
	Kent State	Norman, Okla.	W	8-1
4/1	Texas A&M	Sand Springs, Okla.	W	1-0
	Louisiana-Monroe	Sand Springs, Okla.	W	3-1
	Tulsa	Sand Springs, Okla.	W	13-2
4/2	Kent State	Sand Springs, Okla.	W	8-1
	Louisiana-Monroe	Sand Springs, Okla.	L	0-1
4/8	Washburn	Topeka, Kan.	W	17-0
4/9	Kansas	Lawrence, Kan.	W	6-4
4/10	Kansas	Lawrence, Kan.	L	2-7
4/13	Oklahoma State	Stillwater, Okla.	L	0-1
	Oklahoma State	Stillwater, Okla.	L	0-2
4/16	Iowa State	Norman, Okla.	W	5-0
	Iowa State	Norman, Okla.	W	5-4
4/17	Iowa State	Norman, Okla.	L	0-1
	Iowa State	Norman, Okla.	W	14-1
4/19	Tulsa	Norman, Okla.	W	1-0
	Tulsa	Norman, Okla.	W	3-2
4/20	Texas-Arlington	Norman, Okla.	W	2-0
	Texas-Arlington	Norman, Okla.	W	5-1
4/23	Missouri	Norman, Okla.	L	3-9
	Missouri	Norman, Okla.	L	1-2
4/24	Missouri	Norman, Okla.	L	2-6
	Missouri	Norman, Okla.	W	10-5
5/20	Florida State	Stillwater, Okla.	W	3-1
5/21	Providence	Stillwater, Okla.	W	4-1



**YEAR-BY-YEAR RESULTS**

	Oklahoma State	Stillwater, Okla.	L	3-4
5/22	Oklahoma State	Stillwater, Okla.	L	1-2

**SPRING 1995 (43-23, 12-4 BIG 8) HEAD COACH: PATTY GASSO**

2/17	Texas-Arlington	Grand Prairie, Texas	W	10-4
	Texas State	Grand Prairie, Texas	W	6-1
	#3 Texas A&M	Grand Prairie, Texas	W	2-0
2/18	Iowa State	Grand Prairie, Texas	W	4-0
	Minnesota	Grand Prairie, Texas	L	2-4
2/20	Oklahoma City	Norman, Okla.	W	2-0
	Oklahoma City	Norman, Okla.	L	4-7
2/24	#4 Arizona	College Station, Texas	L	1-12
	#14 Louisiana-Lafayette	College Station, Texas	L	1-2
2/25	#3 Texas A&M	College Station, Texas	W	5-1
	#4 Arizona	College Station, Texas	L	2-8
2/26	#14 Louisiana-Lafayette	College Station, Texas	L	1-9
3/2	Wichita State	Las Cruces, N.M.	W	10-0
	Southern Utah	Las Cruces, N.M.	W	8-0
3/3	#15 Washington	Las Cruces, N.M.	L	2-3
	Louisiana-Monroe	Las Cruces, N.M.	W	1-0
3/4	#8 Northwestern	Las Cruces, N.M.	W	1-0
	#11 Oregon State	Las Cruces, N.M.	W	9-1
	Fresno State	Las Cruces, N.M.	L	1-7
3/5	New Mexico State	Las Cruces, N.M.	W	6-3
	New Mexico State	Las Cruces, N.M.	W	4-0
3/10	#2 Arizona	Tucson, Ariz.	L	0-7
	#2 Arizona	Tucson, Ariz.	L	5-13
3/11	New Mexico State	Tucson, Ariz.	L	3-4
	New Mexico State	Tucson, Ariz.	W	10-2
3/12	McNeese State	Tucson, Ariz.	W	8-0
	McNeese State	Tucson, Ariz.	W	4-2
3/13	Central Arizona	Coolidge, Ariz.	W	5-2
	Central Arizona	Coolidge, Ariz.	L	0-1
3/14	#2 Arizona	Tucson, Ariz.	L	1-19
	#2 Arizona	Tucson, Ariz.	L	3-11
3/25	Utah	Sacramento, Calif.	W	4-1 (9)
	Pacific	Sacramento, Calif.	W	5-1
	#7 Northwestern	Sacramento, Calif.	L	4-5
3/26	Long Beach State	Sacramento, Calif.	W	12-2
	#14 Oregon	Sacramento, Calif.	W	6-2
	Sacramento State	Sacramento, Calif.	L	1-4
4/1	Iowa State	Ames, Iowa	W	3-2
	Iowa State	Ames, Iowa	W	5-0
4/2	Iowa State	Ames, Iowa	W	5-2
	Iowa State	Ames, Iowa	W	2-1
4/5	Oklahoma State	Oklahoma City, Okla.	W	3-2
	Oklahoma State	Oklahoma City, Okla.	L	3-5 (10)
4/7	Missouri State	Springfield, Mo.	W	8-0
	Missouri State	Springfield, Mo.	W	6-1
4/8	Eastern Illinois	Springfield, Mo.	W	8-2
	Missouri State	Springfield, Mo.	L	2-5
4/9	Saint Louis	Springfield, Mo.	W	9-0
	Missouri State	Springfield, Mo.	W	4-0
4/15	Kansas	Norman, Okla.	W	6-1
	Kansas	Norman, Okla.	W	5-2
4/16	Kansas	Norman, Okla.	W	6-2
	Kansas	Norman, Okla.	L	2-3
4/18	Tulsa	Broken Arrow, Okla.	W	3-1
	Tulsa	Broken Arrow, Okla.	W	9-0
4/22	Missouri	Columbia, Mo.	W	3-0
	Missouri	Columbia, Mo.	W	2-0
4/23	Missouri	Columbia, Mo.	W	4-1
	Missouri	Columbia, Mo.	W	2-0
4/26	Oklahoma State	Stillwater, Okla.	L	0-1
	Oklahoma State	Stillwater, Okla.	L	1-3
5/19	UNLV	Stillwater, Okla.	L	2-10
5/20	Utah	Stillwater, Okla.	W	6-1
	Oklahoma State	Stillwater, Okla.	W	2-0
5/21	UNLV	Stillwater, Okla.	W	2-1
	UNLV	Stillwater, Okla.	L	1-2

**SPRING 1996 (50-20, 17-5 BIG 12) HEAD COACH: PATTY GASSO**

2/16	Utah	Grand Prairie, Texas	W	4-0
	Stephen F. Austin	Grand Prairie, Texas	W	13-0
2/17	Louisiana Tech	Grand Prairie, Texas	W	2-0

	Northwestern	Grand Prairie, Texas	W	10-9
2/18	Nebraska	Grand Prairie, Texas	W	2-1
	Texas-San Antonio	Grand Prairie, Texas	L	2-3
	Louisiana-Lafayette	Lafayette, La.	W	4-2
	Louisiana-Lafayette	Lafayette, La.	L	4-5 (12)
2/24	Sam Houston State	Monroe, La.	L	1-6
	Louisiana-Monroe	Monroe, La.	W	3-2
	Tulsa	Monroe, La.	W	7-0
	Northwestern State	Monroe, La.	W	9-1
2/25	Stephen F. Austin	Monroe, La.	W	8-2
	Nicholls State	Monroe, La.	W	2-0
	McNeese State	Monroe, La.	W	2-1
	Louisiana-Monroe	Monroe, La.	W	3-2 (10)
3/1	Hofstra	Columbus, Ga.	L	0-1
	Utah	Columbus, Ga.	W	3-0
3/2	#14 South Carolina	Columbus, Ga.	L	1-2 (8)
	#8 Cal State Northridge	Columbus, Ga.	L	1-8
3/3	Oregon	Columbus, Ga.	W	4-2
	Utah	Columbus, Ga.	L	2-5 (8)
3/7	#14 Michigan	Tucson, Ariz.	W	5-0
	North Carolina	Tucson, Ariz.	W	3-0
3/8	#14 Michigan	Tucson, Ariz.	L	0-6
	#3 Arizona	Tucson, Ariz.	L	0-10
3/9	DePaul	Tucson, Ariz.	W	2-1
3/10	#3 Arizona	Tucson, Ariz.	L	0-10
3/15	Wichita State	Stillwater, Okla.	W	5-0
	Kansas	Stillwater, Okla.	W	5-1
3/16	Wichita State	Stillwater, Okla.	W	8-1
	Oklahoma State	Stillwater, Okla.	W	7-4
3/21	#8 South Carolina	Fullerton, Calif.	W	2-0
	#1 Arizona	Fullerton, Calif.	L	1-2
3/22	DePaul	Fullerton, Calif.	L	4-6
3/23	#9 Louisiana-Lafayette	Fullerton, Calif.	L	0-4
	Northwestern	Fullerton, Calif.	W	5-1
3/30	Iowa State*	Norman, Okla.	W	5-2
	Iowa State*	Norman, Okla.	W	2-0
3/31	Iowa State *	Norman, Okla.	L	0-1
4/3	#25 Oklahoma State*	Stillwater, Okla.	W	4-0
	#25 Oklahoma State*	Stillwater, Okla.	L	1-5
4/6	#12 Texas A&M*	Norman, Okla.	W	6-2
	#12 Texas A&M *	Norman, Okla.	W	4-2
4/7	#12 Texas A&M *	Norman, Okla.	W	2-1 (11)
4/11	Tulsa	Oklahoma City, Okla.	W	7-0
	Tulsa	Oklahoma City, Okla.	W	7-2
4/13	Missouri*	Columbia, Mo.	L	1-2
	Missouri *	Columbia, Mo.	W	3-2 (9)
4/14	Missouri*	Columbia, Mo.	W	6-4
4/17	#23 Oklahoma State*	Oklahoma City, Okla.	L	0-1
	#23 Oklahoma State *	Oklahoma City, Okla.	W	8-0
4/20	#14 Nebraska*	Norman, Okla.	W	8-2
	#14 Nebraska *	Norman, Okla.	W	4-2
4/21	#14 Nebraska*	Norman, Okla.	W	4-1
4/24	Wichita State	Tulsa, Okla.	W	2-0
	Wichita State	Tulsa, Okla.	W	3-2
4/27	Kansas *	Lawrence, Kan.	L	0-1 (10)
	Kansas*	Lawrence, Kan.	W	1-0
4/28	Kansas*	Lawrence, Kan.	W	2-1
5/4	Texas Tech*	Norman, Okla.	W	6-2
	Texas Tech *	Norman, Okla.	W	6-0
5/5	Texas Tech*	Norman, Okla.	W	6-1
5/10	#18 Nebraska	Oklahoma City, Okla.	W	5-4
5/11	#16 Oklahoma State	Oklahoma City, Okla.	W	5-0
	#18 Nebraska	Oklahoma City, Okla.	W	1-0
5/17	Northern Illinois	Iowa City, Iowa	W	8-0
5/18	#13 Iowa	Iowa City, Iowa	L	0-1
	Northern Illinois	Iowa City, Iowa	W	3-0
5/19	#13 Iowa	Iowa City, Iowa	L	2-7

**SPRING 1997 (55-19, 14-4 BIG 12) HEAD COACH: PATTY GASSO**

2/15	Missouri State	Oklahoma City, Okla.	W	5-2
	Tulsa	Oklahoma City, Okla.	W	9-1
2/16	Alabama	Oklahoma City, Okla.	W	12-0
	Illinois-Chicago	Oklahoma City, Okla.	W	5-2
	Kansas	Oklahoma City, Okla.	L	1-3
2/18	Oklahoma City	Oklahoma City, Okla.	W	5-3

	Oklahoma City	Oklahoma City, Okla.	W	4-1
2/20	#7 Louisiana-Lafayette	Lafayette, La.	L	1-2
	#7 Louisiana-Lafayette	Lafayette, La.	L	2-3
2/21	Louisiana Tech	Monroe, La.	W	1-0
	Mississippi	Monroe, La.	W	11-2
2/22	Southern Illinois	Monroe, La.	L	0-1 (8)
	Louisiana-Monroe	Monroe, La.	L	0-1
2/23	Northern Illinois	Monroe, La.	W	3-0
	McNeese State	Monroe, La.	W	4-0
	Southern Illinois	Monroe, La.	W	4-2
	Oklahoma City	Monroe, La.	L	0-1
2/28	Connecticut	Columbus, Ga.	W	9-0
3/1	Louisiana Tech	Columbus, Ga.	L	1-2
	#16 Florida State	Columbus, Ga.	L	1-2 (8)
	Northwestern	Columbus, Ga.	W	1-0
3/2	#4 Washington	Columbus, Ga.	W	1-0
	Illinois State	Columbus, Ga.	W	1-0
3/7	Wichita State	Oklahoma City, Okla.	W	3-2
	Northwestern	Oklahoma City, Okla.	W	3-1
3/8	Stephen F. Austin	Oklahoma City, Okla.	W	9-0
	Kansas	Oklahoma City, Okla.	W	8-0
3/9	#24 Baylor	Oklahoma City, Okla.	W	3-0
3/14	Rutgers	Houston, Texas	W	8-0
	Tarleton State	Houston, Texas	W	4-0
	Texas Lutheran	Houston, Texas	W	2-0
3/15	#22 Baylor	Houston, Texas	W	3-0
	McNeese State	Houston, Texas	L	1-4
	#22 Baylor	Houston, Texas	W	3-1
	Texas A&M	Houston, Texas	W	5-0
	Oklahoma City	Houston, Texas	W	8-7
	McNeese State	Houston, Texas	W	6-0
3/18	#2 Fresno State	Fresno, Calif.	W	6-2
	#2 Fresno State	Fresno, Calif.	L	2-6
3/20	Oregon State	Fullerton, Calif.	L	1-4
	UNLV	Fullerton, Calif.	W	7-3
3/21	Utah State	Fullerton, Calif.	W	6-0
3/22	Ohio State	Fullerton, Calif.	W	3-1
	#5 Washington	Fullerton, Calif.	W	11-2
3/23	#2 Fresno State	Fullerton, Calif.	W	2-0
	Oregon State	Fullerton, Calif.	W	4-1
4/2	#17 Oklahoma State*	Norman, Okla.	W	1-0
4/5	Baylor*	Norman, Okla.	W	1-0
	Baylor*	Norman, Okla.	W	2-0
4/6	Texas Tech*	Norman, Okla.	W	3-0
	Texas Tech*	Norman, Okla.	W	6-2
4/12	#11 Missouri*	Norman, Okla.	W	2-1
	#11 Missouri*	Norman, Okla.	L	1-3
4/13	#23 Kansas*	Norman, Okla.	W	2-0
	#23 Kansas*	Norman, Okla.	W	2-0
4/16	#17 Oklahoma State*	Stillwater, Okla.	W	4-0
4/19	Texas*	Austin, Texas	L	1-4
	Texas*	Austin, Texas	W	10-0
4/20	Texas A&M*	College Station, Texas	L	2-8
	Texas A&M*	College Station, Texas	W	8-7
4/23	Wichita State	Tulsa, Okla.	W	6-2
	Tulsa	Tulsa, Okla.	W	9-2
4/26	Nebraska*	Lincoln, Neb.	L	1-2
	Nebraska*	Lincoln, Neb.	W	4-2
4/27	Iowa State*	Ames, Iowa	W	2-0
	Iowa State*	Ames, Iowa	W	5-4
5/2	Texas	Oklahoma City, Okla.	W	6-5
5/3	#25 Kansas	Oklahoma City, Okla.	L	1-4
	Nebraska	Oklahoma City, Okla.	W	1-0
	#9 Missouri	Oklahoma City, Okla.	W	2-0
5/4	#9 Missouri	Oklahoma City, Okla.	L	4-6
5/16	#17 Oklahoma State	Norman, Okla.	L	0-2
5/17	Missouri State	Norman, Okla.	W	7-2
5/17	#17 Oklahoma State	Norman, Okla.	L	3-5

**SPRING 1998 (49-15, 12-5 BIG 12) HEAD COACH: PATTY GASSO**

2/13	Texas State	Grand Prairie, Texas	W	3-0 (8)
	Stephen F. Austin	Grand Prairie, Texas	W	8-0
2/14	New Mexico State	Grand Prairie, Texas	W	1-0
	Tulsa	Grand Prairie, Texas	W	6-0
2/15	New Mexico	Grand Prairie, Texas	W	9-0

	Illinois-Chicago	Grand Prairie, Texas	W	3-0
	#11 Oklahoma State	Grand Prairie, Texas	W	4-3
2/19	Wichita State	Norman, Okla.	W	8-0
	Wichita State	Norman, Okla.	W	8-0
2/20	Creighton	Norman, Okla.	W	4-3 (8)
2/21	Wichita State	Norman, Okla.	W	4-0
	Missouri State	Norman, Okla.	L	4-7
2/22	Creighton	Norman, Okla.	W	4-0
	McNeese State	Norman, Okla.	W	6-1
2/24	Oklahoma City	Norman, Okla.	W	5-1
	Oklahoma City	Norman, Okla.	W	12-4
2/27	#18 Minnesota	Columbus, Ga.	W	5-2
	#8 California	Columbus, Ga.	W	1-0
2/28	Boston University	Columbus, Ga.	W	5-0
	Florida	Columbus, Ga.	W	1-0
3/1	#3 Michigan	Columbus, Ga.	L	3-7
	#2 Washington	Columbus, Ga.	L	0-3
3/6	#1 Arizona	Tucson, Ariz.	L	4-6
	#1 Arizona	Tucson, Ariz.	W	4-3
3/7	San Diego State	Tucson, Ariz.	W	4-2
	San Diego State	Tucson, Ariz.	W	3-2
3/8	Texas Tech	Tucson, Ariz.	L	0-1
3/13	Illinois State	Norman, Okla.	W	2-1 (8)
	Baylor	Norman, Okla.	W	5-4
3/14	Illinois State	Norman, Okla.	W	3-0
	Baylor	Norman, Okla.	W	9-0
3/19	#18 Oregon State	Fullerton, Calif.	L	1-3
	#5 Fresno State	Fullerton, Calif.	W	2-0
3/20	#25 Florida	Fullerton, Calif.	W	8-0
	UNLV	Fullerton, Calif.	W	5-3
3/21	San Diego State	Fullerton, Calif.	W	4-1
3/22	#11 Texas	Fullerton, Calif.	L	0-2
4/1	#10 Oklahoma State*	Stillwater, Okla.	L	1-2
4/4	Baylor*	Waco, Texas	W	5-1
	Baylor*	Waco, Texas	W	5-3
4/5	#19 Texas Tech*	Lubbock, Texas	W	6-1
	#19 Texas Tech*	Lubbock, Texas	W	8-0
4/11	#14 Missouri*	Columbia, Mo.	W	2-1
	#14 Missouri*	Columbia, Mo.	W	4-1
4/12	Kansas*	Lawrence, Kan.	W	1-0
	Kansas*	Lawrence, Kan.	W	1-0 (9)
4/16	#3 Fresno State	Norman, Okla.	W	4-2
	#3 Fresno State	Norman, Okla.	W	8-7 (10)
4/18	#8 Texas*	Norman, Okla.	L	0-1
	#8 Texas*	Norman, Okla.	W	5-4
4/19	Texas A&M*	Norman, Okla.	W	1-0 (9)
	Texas A&M*	Norman, Okla.	L	1-3
4/22	#12 Oklahoma State*	Norman, Okla.	W	2-1
4/25	#7 Nebraska*	Norman, Okla.	L	3-5
	#7 Nebraska*	Norman, Okla.	L	3-6
4/26	Iowa State*	Norman, Okla.	W	5-2
5/1	Baylor	Oklahoma City, Okla.	W	3-2
	#8 Texas	Oklahoma City, Okla.	W	1-0
5/2	#11 Oklahoma State	Oklahoma City, Okla.	W	3-2
5/3	#5 Nebraska	Oklahoma City, Okla.	L	0-3
5/15	Harvard	Amherst, Mass.	W	8-0
5/16	#21 Massachusetts	Amherst, Mass.	L	0-1
	Harvard	Amherst, Mass.	W	3-0
5/17	#21 Massachusetts	Amherst, Mass.	L	1-3

**SPRING 1999 (40-16, 11-3 BIG 12) HEAD COACH: PATTY GASSO**

2/9	Oklahoma Christian	Norman, Okla.	W	8-0
	Oklahoma Christian	Norman, Okla.	W	7-0
2/12	Mississippi	Grand Prairie, Texas	W	13-3
	Louisiana-Monroe	Grand Prairie, Texas	W	8-0
2/13	Northwestern	Grand Prairie, Texas	W	4-0
	#15 Oklahoma State	Grand Prairie, Texas	W	3-2
2/14	#25 Oregon	Grand Prairie, Texas	W	3-2
	#24 Illinois-Chicago	Grand Prairie, Texas	L	3-7
2/19	Creighton	Norman, Okla.	W	12-0
	Creighton	Norman, Okla.	W	4-2
2/20	Colorado State	Norman, Okla.	W	5-3
	Colorado State	Norman, Okla.	W	5-0
2/21	Missouri State	Norman, Okla.	L	0-1
	Missouri State	Norman, Okla.	W	7-0



**YEAR-BY-YEAR RESULTS**

2/26	Nicholls State	Columbus, Ga.	W	8-0
	Michigan State	Columbus, Ga.	W	7-1
2/27	#10 Massachusetts	Columbus, Ga.	W	2-0
	#9 LSU	Columbus, Ga.	W	5-2
2/28	Louisiana-Lafayette	Columbus, Ga.	L	0-4
3/5	Wichita State	Norman, Okla.	W	2-1
	Wichita State	Norman, Okla.	W	17-2
3/6	Baylor	Norman, Okla.	W	6-1
	Baylor	Norman, Okla.	W	4-2
3/7	Oklahoma Christian	Norman, Okla.	W	4-1
	Oklahoma Christian	Norman, Okla.	W	10-0
3/9	Oklahoma City	Norman, Okla.	L	7-8 (8)
	Oklahoma City	Norman, Okla.	W	3-2
3/16	#3 Fresno State	Fresno, Calif.	L	0-1
	#3 Fresno State	Fresno, Calif.	L	0-4
3/18	#4 Washington	Fullerton, Calif.	L	0-4
	UNLV	Fullerton, Calif.	L	3-7
3/19	Florida	Fullerton, Calif.	W	5-1
	Cal State Fullerton	Fullerton, Calif.	W	5-3
3/20	#11 Texas	Fullerton, Calif.	L	1-5
3/27	Missouri*	Norman, Okla.	W	1-0
3/28	Kansas*	Norman, Okla.	W	4-2
	Kansas*	Norman, Okla.	W	5-3
4/6	Wichita State	Norman, Okla.	W	7-0
	Wichita State	Norman, Okla.	W	7-0
4/10	Nebraska*	Lincoln, Neb.	L	2-4
	Nebraska*	Lincoln, Neb.	W	10-1
4/11	Iowa State*	Ames, Iowa	W	3-2
	Iowa State*	Ames, Iowa	W	5-0
4/17	#19 Texas A&M*	College Station, Texas	W	3-0
	#19 Texas A&M*	College Station, Texas	W	6-4
4/18	#15 Texas*	Austin, Texas	W	2-1
	#15 Texas*	Austin, Texas	L	0-1
4/21	Oklahoma State*	Norman, Okla.	W	7-2
4/24	Texas Tech*	Norman, Okla.	L	1-4
4/30	Oklahoma State*	Stillwater, Okla.	W	6-2
5/13	Oklahoma State	Oklahoma City, Okla.	W	5-0
	Nebraska	Oklahoma City, Okla.	L	0-2
5/14	Texas Tech	Oklahoma City, Okla.	L	1-2
5/20	Long Beach State	Baton Rouge, La.	W	3-1
5/21	#8 Southern Miss	Baton Rouge, La.	L	0-5
5/22	#7 LSU	Baton Rouge, La.	L	3-7

**SPRING 2000 (66-8, 17-1 BIG 12) HEAD COACH: PATTY GASSO**  
**NATIONAL CHAMPIONS**

2/11	Kentucky	Grand Prairie, Texas	W	5-0
	Louisiana-Monroe	Grand Prairie, Texas	W	2-0
	Purdue	Grand Prairie, Texas	W	6-1
2/12	Texas State	Grand Prairie, Texas	W	9-0
2/13	#5 Southern Miss	Grand Prairie, Texas	W	10-1
	Arkansas	Grand Prairie, Texas	W	5-3
	Texas-San Antonio	Grand Prairie, Texas	W	3-2
2/18	New Mexico	Tucson, Ariz.	W	10-2
	Penn State	Tucson, Ariz.	W	9-3
2/19	Tennessee Tech	Tucson, Ariz.	W	16-1
2/20	Kentucky	Tucson, Ariz.	W	13-4
	#4 Arizona	Tucson, Ariz.	L	0-6
2/23	Arkansas	Norman, Okla.	W	3-0
	Arkansas	Norman, Okla.	W	6-2
2/24	Missouri State	Norman, Okla.	W	8-0
2/25	#16 Cal State Fullerton	Norman, Okla.	W	8-0
	Mississippi	Norman, Okla.	W	12-4
2/26	Kansas	Norman, Okla.	W	3-0
	Nicholls State	Norman, Okla.	W	16-1
2/27	Creighton	Norman, Okla.	W	2-0
3/3	Massachusetts	Columbus, Ga.	W	9-2
	Mississippi State	Columbus, Ga.	W	12-4
3/4	#9 Stanford	Columbus, Ga.	W	8-0
	Texas	Columbus, Ga.	W	8-1
3/5	#8 Fresno State	Columbus, Ga.	L	0-1
3/8	Wichita State	Wichita, Kan.	W	10-0
	Wichita State	Wichita, Kan.	W	11-0
3/10	#8 LSU	Norman, Okla.	L	0-3
3/11	Texas-San Antonio	Norman, Okla.	W	5-3
	Colorado State	Norman, Okla.	W	9-0

3/12	#12 Southern Miss	Norman, Okla.	L	4-5
	Wichita State	Norman, Okla.	W	5-2
3/14	#20 Long Beach State	Long Beach, Calif.	W	3-1
	#20 Long Beach State	Long Beach, Calif.	W	5-2
3/16	#12 Oregon State	Fullerton, Calif.	W	9-0
	DePaul	Fullerton, Calif.	W	5-4
3/17	UNLV	Fullerton, Calif.	W	10-5
3/18	Louisiana-Monroe	Fullerton, Calif.	W	8-0
	Notre Dame	Fullerton, Calif.	L	2-4
3/25	#25 Texas A&M*	College Station, Texas	W	4-2
3/26	#25 Texas A&M*	College Station, Texas	W	4-1
3/29	Tulsa	Norman, Okla.	W	4-1
	Tulsa	Norman, Okla.	W	1-0
4/2	Iowa State*	Norman, Okla.	W	9-0
	Iowa State*	Norman, Okla.	W	8-2
4/5	#20 Oklahoma State*	Stillwater, Okla.	W	4-2
4/8	Texas*	Austin, Texas	W	5-1
4/9	Texas*	Austin, Texas	W	9-5
4/12	Missouri*	Columbia, Mo.	W	7-3
	Missouri*	Columbia, Mo.	W	2-1
4/14	Nebraska*	Norman, Okla.	L	0-1 (11)
	Nebraska*	Norman, Okla.	W	13-0
4/15	Texas Tech*	Norman, Okla.	W	5-0
4/16	Texas Tech*	Norman, Okla.	W	7-1
4/19	#22 Oklahoma State*	Norman, Okla.	W	10-5
4/21	Baylor*	Waco, Texas	W	6-0
4/22	Baylor*	Waco, Texas	W	8-1
4/25	Oklahoma City	Norman, Okla.	W	6-0
	Oklahoma City	Norman, Okla.	W	1-0
4/29	Kansas*	Norman, Okla.	W	11-3
4/30	Kansas*	Norman, Okla.	W	6-2
5/11	Missouri	Oklahoma City, Okla.	W	8-3
	Texas A&M	Oklahoma City, Okla.	L	6-9
5/12	Texas	Oklahoma City, Okla.	W	11-0
	#18 Nebraska	Oklahoma City, Okla.	W	4-3
5/13	#18 Nebraska	Oklahoma City, Okla.	L	1-3
5/18	Harvard	Norman, Okla.	W	11-0
5/19	Cal State Northridge	Norman, Okla.	W	2-1
5/20	#13 Oregon State	Norman, Okla.	W	5-3
5/21	#13 Oregon State	Norman, Okla.	W	3-2
5/25	#10 California	Oklahoma City, Okla.	W	2-1
5/27	#8 Southern Miss	Oklahoma City, Okla.	W	3-1
5/28	#2 Arizona	Oklahoma City, Okla.	W	1-0
5/29	#3 UCLA	Oklahoma City, Okla.	W	3-1

**SPRING 2001 (50-9, 14-2 BIG 12) HEAD COACH: PATTY GASSO**

2/9	Louisiana Tech	Grand Prairie, Texas	W	3-1
	Kentucky	Grand Prairie, Texas	W	10-1
	BYU	Grand Prairie, Texas	W	6-3
2/10	Tulsa	Grand Prairie, Texas	W	17-1
	Arkansas	Grand Prairie, Texas	W	8-1
2/17	Creighton	Norman, Okla.	W	4-0
2/18	Wichita State	Norman, Okla.	W	9-0
	Tulsa	Norman, Okla.	W	7-1
2/20	Arkansas	Fayetteville, Ark.	W	2-0
	Arkansas	Fayetteville, Ark.	W	3-2
2/23	#16 Oregon State	Columbus, Ga.	W	1-0
	San Diego State	Columbus, Ga.	W	8-2
2/24	#19 South Carolina	Columbus, Ga.	L	0-4
	#15 Nebraska	Columbus, Ga.	W	6-5 (8)
2/25	#23 Southern Miss	Columbus, Ga.	L	1-2
3/2	Indiana State	Tucson, Ariz.	W	10-1
	#23 Baylor	Tucson, Ariz.	W	2-1
3/3	Creighton	Tucson, Ariz.	W	11-3
	Western Michigan	Tucson, Ariz.	W	10-1
3/4	#2 Arizona	Tucson, Ariz.	L	2-6
3/9	North Carolina	Norman, Okla.	W	8-0
3/10	Louisiana-Monroe	Norman, Okla.	W	3-2
	Louisiana-Lafayette	Norman, Okla.	W	7-5 (8)
3/12	Louisiana-Monroe	Norman, Okla.	W	5-2
3/15	Utah State	Fullerton, Calif.	W	8-0
	#7 Fresno State	Fullerton, Calif.	W	8-6
3/16	#14 Notre Dame	Fullerton, Calif.	W	4-2
	New Mexico State	Fullerton, Calif.	W	5-4
3/17	#11 DePaul	Fullerton, Calif.	L	2-3

3/20	San Diego State	San Diego, Calif.	L	1-4
3/23	#20 Texas A&M*	Norman, Okla.	W	5-1
3/24	#20 Texas A&M*	Norman, Okla.	W	8-0
3/30	#17 Nebraska*	Lincoln, Neb.	L	5-6
	#17 Nebraska*	Lincoln, Neb.	L	1-3
4/1	Iowa State*	Ames, Iowa	W	11-2
	Iowa State*	Ames, Iowa	W	13-3
4/4	Oklahoma State*	Norman, Okla.	W	3-0
4/7	Texas*	Norman, Okla.	W	4-1
4/8	Texas*	Norman, Okla.	W	7-4
4/13	Texas Tech*	Lubbock, Texas	W	8-0
4/14	Texas Tech*	Lubbock, Texas	W	5-0
4/19	Oklahoma State*	Stillwater, Okla.	W	16-0
4/21	Baylor*	Norman, Okla.	W	16-0
4/22	Baylor*	Norman, Okla.	W	7-1
4/25	Tulsa	Sand Springs, Okla.	W	13-2
4/28	Kansas*	Lawrence, Okla.	W	2-1
4/29	Kansas*	Lawrence, Okla.	W	6-2
5/3	Tulsa	Norman, Okla.	W	9-0
5/9	Texas A&M	Oklahoma City, Okla.	W	7-0
5/10	Texas Tech	Oklahoma City, Okla.	W	2-1
5/11	Nebraska	Oklahoma City, Okla.	W	10-2
5/12	Oklahoma State	Oklahoma City, Okla.	W	6-0
5/17	Lehigh	Norman, Okla.	W	9-2
5/18	North Carolina	Norman, Okla.	W	13-0
5/19	#12 Washington	Norman, Okla.	W	3-2
5/20	#12 Washington	Norman, Okla.	W	10-2
5/24	#21 Michigan	Oklahoma City, Okla.	W	2-0
5/25	#1 Arizona	Oklahoma City, Okla.	L	4-5 (8)
5/26	#3 LSU	Oklahoma City, Okla.	L	1-2 (13)

**SPRING 2002 (49-16, 14-2 BIG 12) HEAD COACH: PATTY GASSO**

2/8	Texas-Arlington	Grand Prairie, Texas	W	4-0
	Stephen F. Austin	Grand Prairie, Texas	W	8-0
2/9	Utah	Grand Prairie, Texas	W	6-1
	Texas-San Antonio	Grand Prairie, Texas	W	9-1
	Louisiana-Monroe	Grand Prairie, Texas	W	8-2
2/15	Creighton	Norman, Okla.	W	6-1
2/16	Drake	Norman, Okla.	W	15-0
	#21 Louisiana-Lafayette	Norman, Okla.	W	5-3
2/17	Northwestern State	Norman, Okla.	W	4-1
	Missouri State	Norman, Okla.	W	12-3
2/19	Oklahoma City	Norman, Okla.	W	8-2
2/22	Utah	Columbus, Ga.	W	8-1
	#18 Alabama	Columbus, Ga.	L	1-6
2/23	Wisconsin	Columbus, Ga.	W	4-3
	#10 Michigan	Columbus, Ga.	L	0-1
2/24	#19 Notre Dame	Columbus, Ga.	W	3-2
	Wisconsin	Columbus, Ga.	L	1-2
3/1	Florida International	Miami, Fla.	W	9-0
	Auburn	Miami, Fla.	W	6-2
3/2	Connecticut	Miami, Fla.	W	4-2
	#20 Florida Atlantic	Miami, Fla.	L	5-6
	#20 Florida Atlantic	Miami, Fla.	L	3-5
3/7	Wichita State	Norman, Okla.	W	3-1
	Texas A&M-Corpus Christi	Norman, Okla.	W	5-4 (9)
3/8	Texas A&M-Corpus Christi	Norman, Okla.	W	10-0
	Wichita State	Norman, Okla.	W	12-1
3/9	Creighton	Norman, Okla.	W	8-0
3/10	Creighton	Norman, Okla.	W	8-0
3/14	#22 Florida State	Fullerton, Calif.	L	0-1
	#9 Cal State Fullerton	Fullerton, Calif.	L	0-6
3/15	Rutgers	Fullerton, Calif.	W	8-3 (8)
	Texas	Fullerton, Calif.	L	0-1
3/16	Utah	Fullerton, Calif.	W	8-0
3/18	Loyola Marymount	Los Angeles, Calif.	W	7-2
3/23	#22 Texas A&M*	College Station, Texas	W	6-1
3/24	#22 Texas A&M*	College Station, Texas	W	2-1
3/27	Tulsa	Tulsa, Okla.	W	14-6
3/29	Texas Tech*	Norman, Okla.	W	3-1
	Texas Tech*	Norman, Okla.	W	4-0
4/3	Oklahoma State*	Stillwater, Okla.	W	6-5
4/6	Iowa State*	Ames, Iowa	W	10-6
	Iowa State*	Ames, Iowa	W	11-1
4/10	Missouri*	Columbia, Mo.	W	8-1

	Missouri*	Columbia, Mo.	W	3-1
4/14	#18 Texas*	Norman, Okla.	L	1-2 (10)
	#18 Texas*	Norman, Okla.	L	2-3
4/16	#12 Fresno State	Oklahoma City, Okla.	L	0-4
4/17	#1 Arizona	Oklahoma City, Okla.	L	0-1 (9)
4/20	Kansas*	Norman, Okla.	W	6-3
4/21	Kansas*	Norman, Okla.	W	2-0
4/24	Oklahoma State*	Norman, Okla.	W	5-4 (10)
4/27	#22 Baylor*	Waco, Texas	W	5-1 (10)
4/28	#22 Baylor*	Waco, Texas	W	2-0
4/30	Tulsa	Norman, Okla.	W	11-2
5/2	Kansas	Oklahoma City, Okla.	L	1-3
5/3	Iowa State	Oklahoma City, Okla.	W	5-1
5/4	Kansas	Oklahoma City, Okla.	W	10-0
	#10 Texas	Oklahoma City, Okla.	W	4-0
5/5	#10 Texas	Oklahoma City, Okla.	L	0-2
5/16	Utah	Norman, Okla.	W	6-0
5/17	#23 Texas A&M	Norman, Okla.	W	7-0
5/18	#10 Texas	Norman, Okla.	W	4-1
5/19	#23 Texas A&M	Norman, Okla.	W	8-1
5/23	#5 California	Oklahoma City, Okla.	L	2-4
5/25	#1 UCLA	Oklahoma City, Okla.	L	0-2

**SPRING 2003 (47-14, 12-6 BIG 12) HEAD COACH: PATTY GASSO**

2/7	Illinois-Chicago	Gainesville, Fla.	W	5-1
	South Florida	Gainesville, Fla.	L	4-5
2/8	Florida	Gainesville, Fla.	W	2-0
	South Florida	Gainesville, Fla.	W	8-0
2/14	UAB	Norman, Okla.	W	7-0
	UAB	Norman, Okla.	L	5-6
2/15	Long Beach State	Norman, Okla.	W	4-3
2/21	Villanova	Columbus, Ga.	W	3-1
2/23	#7 Cal State Fullerton	Columbus, Ga.	W	3-0
	#9 LSU	Columbus, Ga.	L	4-7 (9)
2/28	UC Riverside	Tempe, Ariz.	W	7-4
	#10 Arizona State	Tempe, Ariz.	W	7-2
3/1	#10 Arizona State	Tempe, Ariz.	W	6-0
3/2	UC Riverside	Tempe, Ariz.	W	13-1
	#10 Arizona State	Tempe, Ariz.	W	8-5
3/3	UMKC	Norman, Okla.	W	4-0
	UMKC	Norman, Okla.	W	8-0
3/7	Northwestern State	Norman, Okla.	W	5-3
	Wisconsin	Norman, Okla.	W	1-0
3/8	Wisconsin	Norman, Okla.	W	2-0
	Northwestern State	Norman, Okla.	W	6-3
3/11	St. Gregory's	Norman, Okla.	W	7-4
	St. Gregory's	Norman, Okla.	W	5-0
3/13	#12 Arizona State	Fullerton, Calif.	W	5-3
	UNLV	Fullerton, Calif.	W	5-2
3/14	Cal State Northridge	Fullerton, Calif.	W	1-0
	Louisiana-Lafayette	Fullerton, Calif.	W	1-0
3/20	#5 Nebraska*	Lincoln, Neb.	W	1-0
	#5 Nebraska*	Lincoln, Neb.	L	0-8
3/22	#24 Kansas*	Lawrence, Kan.	W	3-1
3/23	#24 Kansas*	Lawrence, Kan.	W	10-0
3/26	Missouri*	Norman, Okla.	L	0-2
	Missouri*	Norman, Okla.	W	5-1
3/29	Baylor*	Norman, Okla.	W	2-0
3/30	Baylor*	Norman, Okla.	W	3-0
4/2	#17 Oklahoma State*	Norman, Okla.	W	2-1
4/5	Iowa State*	Norman, Okla.	L	1-2
4/6	Iowa State*	Norman, Okla.	W	10-1
4/11	#5 Texas*	Austin, Texas	L	0-1 (9)
4/12	#5 Texas*	Austin, Texas	L	1-2
4/15	Oklahoma City	Norman, Okla.	W	11-2
4/18	Texas Tech*	Lubbock, Texas	W	6-2
	Texas Tech*	Lubbock, Texas	W	10-0
4/22	Tulsa	Tulsa, Okla.	W	8-0
4/24	#15 Oklahoma State*	Stillwater, Okla.	L	0-4
4/26	#19 Texas A&M*	Norman, Okla.	W	4-2
4/27	#19 Texas A&M*	Norman, Okla.	W	12-5
4/28	Tulsa	Norman, Okla.	L	4-5
5/2	#20 Texas A&M	Oklahoma City, Okla.	W	4-0 (9)
	#3 Texas	Oklahoma City, Okla.	L	0-1
5/3	Baylor	Oklahoma City, Okla.	W	1-0





# YEAR-BY-YEAR RESULTS

	#14 Oklahoma State	Oklahoma City, Okla.	W	3-2
5/4	#14 Oklahoma State	Oklahoma City, Okla.	W	11-2
	#3 Texas	Oklahoma City, Okla.	L	0-1
5/15	Bethune Cookman	Gainesville, Fla.	W	5-1
5/16	#19 South Florida	Gainesville, Fla.	W	8-0
5/17	Texas-Arlington	Gainesville, Fla.	W	6-2
5/18	Oregon State	Gainesville, Fla.	W	7-2
5/22	#8 Washington	Oklahoma City, Okla.	L	1-3
5/24	#16 Alabama	Oklahoma City, Okla.	W	6-3 (9)
	#9 California	Oklahoma City, Okla.	L	2-5

**SPRING 2004 (45-22-1, 11-7 BIG 12) HEAD COACH: PATTY GASSO**

2/6	Illinois	Baton Rouge, La.	W	7-0
	SE Louisiana	Baton Rouge, La.	W	5-4
2/7	Centenary	Baton Rouge, La.	W	8-0
	#14 LSU	Baton Rouge, La.	W	6-4
2/8	Centenary	Baton Rouge, La.	W	9-1
	Illinois	Baton Rouge, La.	T	2-2
2/11	Oklahoma Christian	Norman, Okla.	W	8-0
2/18	North Texas	Norman, Okla.	W	7-2
	North Texas	Norman, Okla.	W	5-4
2/20	Louisville	Norman, Okla.	L	1-3 (8)
	Louisville	Norman, Okla.	W	8-0
2/21	North Carolina	Norman, Okla.	W	10-0
	North Carolina	Norman, Okla.	W	4-2
2/22	Sam Houston State	Norman, Okla.	L	1-3
	Sam Houston State	Norman, Okla.	W	15-10
2/27	Massachusetts	Columbus, Ga.	W	9-0
	Central Michigan	Columbus, Ga.	L	2-3
2/28	DePaul	Columbus, Ga.	W	5-1
	#11 Florida State	Columbus, Ga.	L	2-3
2/29	#7 Michigan	Columbus, Ga.	W	4-0
	Central Michigan	Columbus, Ga.	W	8-2
3/5	Houston	Houston, Texas	W	5-2
3/6	Houston	Houston, Texas	W	2-1
	Houston	Houston, Texas	L	1-2
3/12	New Mexico	Norman, Okla.	W	4-3 (8)
	New Mexico	Norman, Okla.	W	10-5 (8)
3/13	McNeese State	Norman, Okla.	L	4-5
	McNeese State	Norman, Okla.	W	6-2
3/14	Centenary	Norman, Okla.	W	6-0
	Centenary	Norman, Okla.	W	9-0
3/16	San Diego State	San Diego, Calif.	W	4-1
3/18	Illinois	Fullerton, Calif.	W	5-2
	#15 Fresno State	Fullerton, Calif.	L	1-2
3/19	#1 Arizona	Fullerton, Calif.	L	1-9
3/20	#20 Nebraska	Fullerton, Calif.	W	1-0
	#9 Washington	Fullerton, Calif.	L	0-1 (8)
3/27	Texas A&M*	College Station, Texas	L	0-1
3/28	Texas A&M*	College Station, Texas	L	4-5
3/29	#21 Baylor*	Waco, Texas	L	1-3 (10)
	#21 Baylor*	Waco, Texas	L	1-4
4/3	Texas*	Norman, Okla.	W	3-2
4/4	Texas*	Norman, Okla.	W	9-6
4/5	Tulsa	Tulsa, Okla.	L	0-2
4/8	Oklahoma State*	Stillwater, Okla.	W	2-1
4/10	Missouri*	Norman, Okla.	W	5-0
	Missouri*	Norman, Okla.	W	1-0
4/17	#18 Nebraska*	Lincoln, Neb.	L	1-2
4/18	#18 Nebraska*	Lincoln, Neb.	L	1-3
4/21	Texas Tech*	Norman, Okla.	W	7-3
	Texas Tech*	Norman, Okla.	W	4-3
4/24	Kansas*	Norman, Okla.	W	10-1
4/25	Kansas*	Norman, Okla.	W	2-1
4/28	Oklahoma State*	Norman, Okla.	W	5-1
4/30	Iowa State*	Ames, Iowa	W	6-1
5/1	Iowa State*	Ames, Iowa	L	1-2
5/11	Tulsa	Norman, Okla.	W	4-3
5/13	#19 Baylor	Oklahoma City, Okla.	W	5-2
5/14	#14 Nebraska	Oklahoma City, Okla.	L	0-7
	Kansas	Oklahoma City, Okla.	W	1-0
5/15	Missouri	Oklahoma City, Okla.	L	2-3 (13)
5/20	Temple	Tucson, Ariz.	W	5-0
5/21	Northwestern	Tucson, Ariz.	W	8-0
5/22	#1 Arizona	Tucson, Ariz.	W	3-2

5/23	#9 Louisiana-Lafayette	Tucson, Ariz.	L	4-12
	#9 Louisiana-Lafayette	Tucson, Ariz.	W	15-0
5/27	#7 Washington	Oklahoma City, Okla.	W	6-2
5/28	#2 California	Oklahoma City, Okla.	L	1-2 (8)
5/29	#8 Stanford	Oklahoma City, Okla.	L	2-3

**SPRING 2005 (50-17, 12-6 BIG 12) HEAD COACH: PATTY GASSO**

2/4	Florida Atlantic	Clearwater, Fla.	W	12-0
	Appalachian State	Clearwater, Fla.	W	6-2
2/5	Louisville	Clearwater, Fla.	L	1-2
	Florida	Clearwater, Fla.	L	0-3
	DePaul	Clearwater, Fla.	L	1-4
2/11	#13 Alabama	Houston, Texas	L	0-2
	Sam Houston State	Houston, Texas	W	1-0
2/12	Sam Houston State	Houston, Texas	W	12-2
	Houston	Houston, Texas	W	7-0
2/18	Lipscomb	Norman, Okla.	W	11-1
	Creighton	Norman, Okla.	W	8-0
2/19	Creighton	Norman, Okla.	W	14-2
2/20	Lipscomb	Norman, Okla.	W	8-0
	North Texas	Norman, Okla.	W	5-1
2/22	Oklahoma City	Norman, Okla.	W	8-3
2/25	Michigan State	Columbus, Ga.	W	8-0
	Lehigh	Columbus, Ga.	W	5-0
2/26	#21 Florida State	Columbus, Ga.	W	3-0
	Seton Hall	Columbus, Ga.	W	4-1
3/2	Arkansas	Norman, Okla.	W	12-0
	Arkansas	Norman, Okla.	W	8-0
3/4	Illinois-Chicago	Las Vegas, Nev.	W	17-10 (8)
3/5	#14 Washington	Las Vegas, Nev.	W	8-1
	UNLV	Las Vegas, Nev.	W	4-3
3/6	Drake	Las Vegas, Nev.	W	10-0
3/10	Valparasio	Norman, Okla.	W	7-2
	Valparasio	Norman, Okla.	W	9-2
3/12	Nicholls State	Norman, Okla.	W	4-1
	UTEP	Norman, Okla.	W	9-0
3/13	Nicholls State	Norman, Okla.	W	7-0
	UTEP	Norman, Okla.	W	6-3
3/15	Indiana	Long Beach, Calif.	W	7-4
3/17	#7 Louisiana-Lafayette	Fullerton, Calif.	W	7-3
	#21 Arizona State	Fullerton, Calif.	W	6-1
3/18	Syracuse	Fullerton, Calif.	W	3-0
3/19	#1 Arizona	Fullerton, Calif.	L	0-4
3/23	Tulsa	Tulsa, Okla.	L	2-4
3/25	Iowa State*	Norman, Okla.	W	7-3
	Iowa State*	Norman, Okla.	W	2-0
3/30	North Texas	Denton, Texas	W	9-1
4/2	#15 Missouri*	Columbia, Mo.	W	8-3
4/3	#15 Missouri*	Columbia, Mo.	W	6-4
4/6	Oklahoma State*	Norman, Okla.	W	9-0
4/9	#5 Texas*	Norman, Okla.	L	2-4
4/10	#5 Texas*	Norman, Okla.	W	4-0
4/11	Texas Tech*	Lubbock, Texas	W	8-5
	Texas Tech*	Lubbock, Texas	W	9-2
4/16	#7 Texas A&M*	Norman, Okla.	W	15-7
4/17	#7 Texas A&M*	Norman, Okla.	L	1-4
4/18	#11 Baylor*	Norman, Okla.	W	2-0
	#11 Baylor*	Norman, Okla.	L	5-6
4/20	Tulsa	Norman, Okla.	L	2-6
4/23	Kansas*	Lawrence, Kan.	L	4-5
4/24	Kansas*	Lawrence, Kan.	L	1-4
4/27	Oklahoma State*	Stillwater, Okla.	W	3-2 (9)
4/30	Nebraska*	Norman, Okla.	L	4-6
5/1	Nebraska*	Norman, Okla.	W	5-0
5/4	North Texas	Norman, Okla.	W	11-3
5/11	#25 Nebraska	Oklahoma City, Okla.	L	0-1
5/12	Kansas	Oklahoma City, Okla.	W	5-0
5/13	#7 Texas	Oklahoma City, Okla.	L	1-3
	#5 Texas A&M	Oklahoma City, Okla.	W	6-2
5/20	Wichita State	Norman, Okla.	W	2-0
5/21	#14 Louisiana-Lafayette	Norman, Okla.	W	6-3
5/22	Oregon	Norman, Okla.	W	2-1
5/27	#3 Arizona	Tucson, Ariz.	L	0-6
5/28	#3 Arizona	Tucson, Ariz.	L	6-7

**SPRING 2006 (40-21-1, 8-10 BIG 12) HEAD COACH: PATTY GASSO**

2/10	#13 Washington	Las Vegas, Nev.	L	4-12
	Kentucky	Las Vegas, Nev.	W	4-3
2/11	UNLV	Las Vegas, Nev.	W	5-3
	Southern Utah	Las Vegas, Nev.	W	9-0
2/12	Long Beach State	Las Vegas, Nev.	W	2-1
2/15	Central Arkansas	Norman, Okla.	W	8-1
	Central Arkansas	Norman, Okla.	W	9-0
2/16	North Dakota State	Norman, Okla.	W	9-0
	North Dakota State	Norman, Okla.	W	7-2
2/17	Indiana	Norman, Okla.	W	10-8
	Indiana	Norman, Okla.	T	11-11
2/23	#22 Oregon	Palm Springs, Calif.	W	1-0
2/24	Fresno State	Palm Springs, Calif.	L	2-4
	UC Santa Barbara	Palm Springs, Calif.	W	6-2
2/25	Cal Poly-SLO	Palm Springs, Calif.	W	5-2
	Pacific	Palm Springs, Calif.	W	8-5
2/26	#3 UCLA	Palm Springs, Calif.	L	0-2
3/2	Oklahoma City	Norman, Okla.	L	5-6
3/4	#19 LSU	Norman, Okla.	L	5-6
	Troy	Norman, Okla.	W	13-2
3/5	#19 LSU	Norman, Okla.	L	5-6 (8)
	Troy	Norman, Okla.	W	2-1 (8)
3/8	Tulsa	Tulsa, Okla.	W	8-0
3/11	North Texas	Norman, Okla.	W	10-1
	Utah Valley State	Norman, Okla.	W	19-7
3/12	Utah Valley State	Norman, Okla.	W	14-1
	North Texas	Norman, Okla.	W	10-5
3/15	Utah	Fullerton, Calif.	W	4-1
3/16	#6 Alabama	Fullerton, Calif.	L	0-5
3/17	#24 Fresno State	Fullerton, Calif.	W	4-3
3/18	#20 Texas A&M	Fullerton, Calif.	L	6-7
3/22	North Texas	Denton, Texas	W	7-0
3/25	Missouri*	Norman, Okla.	L	6-8
3/26	Missouri*	Norman, Okla.	L	6-9
3/28	Texas Tech*	Norman, Okla.	L	2-4
	Texas Tech*	Norman, Okla.	W	7-3
4/1	#19 Nebraska*	Lincoln, Neb.	L	1-9
	#19 Nebraska*	Lincoln, Neb.	L	0-3
4/5	Oklahoma State*	Stillwater, Okla.	W	15-1
4/8	#16 Texas A&M*	College Station, Texas	W	4-0
4/9	#16 Texas A&M*	College Station, Texas	L	1-5
4/10	#20 Baylor*	Waco, Texas	W	9-7
	#20 Baylor*	Waco, Texas	L	1-5
4/14	#2 Texas*	Norman, Okla.	L	4-9
4/15	#2 Texas*	Norman, Okla.	L	0-2
4/19	Tulsa	Norman, Okla.	W	3-0
4/22	Iowa State*	Ames, Iowa	L	2-5
4/23	Iowa State*	Ames, Iowa	W	8-6
4/26	Oklahoma State*	Norman, Okla.	W	9-3
4/30	Kansas*	Norman, Okla.	W	2-0
	Kansas*	Norman, Okla.	W	4-1
5/1	Arkansas	Fayetteville, Ark.	W	5-4
	Arkansas	Fayetteville, Ark.	W	5-0
5/3	North Texas	Norman, Okla.	W	4-0
5/11	#16 Texas A&M	Oklahoma City, Okla.	W	13-6
	Oklahoma State	Oklahoma City, Okla.	W	10-2
5/12	Missouri	Oklahoma City, Okla.	W	4-0
5/13	Kansas	Oklahoma City, Okla.	L	2-4
5/19	Kent State	Ann Arbor, Mich.	W	1-0
5/20	#11 Michigan	Ann Arbor, Mich.	L	0-1 (9)
	Kent State	Ann Arbor, Mich.	W	9-1
5/21	#11 Michigan	Ann Arbor, Mich.	L	2-5 (8)

**SPRING 2007 (55-8, 14-4 BIG 12) HEAD COACH: PATTY GASSO**

2/9	#20 Louisville	Miami, Fla.	W	9-5
	Illinois State	Miami, Fla.	W	3-1
2/10	Illinois	Miami, Fla.	W	3-0
	Florida International	Miami, Fla.	W	9-1
2/11	Illinois State	Miami, Fla.	W	4-2
2/16	Birmingham Southern	Norman, Okla.	W	14-1
2/17	Northwestern State	Norman, Okla.	W	12-0
	Minnesota	Norman, Okla.	W	6-5
2/18	Birmingham Southern	Norman, Okla.	W	17-0
	Northwestern State	Norman, Okla.	W	15-0

2/20	Tulsa	Norman, Okla.	W	5-3
2/23	Notre Dame	Palm Springs, Calif.	W	7-3
	Loyola Marymount	Palm Springs, Calif.	W	10-0
2/24	#16 California	Palm Springs, Calif.	W	11-3
	#6 Oregon State	Palm Springs, Calif.	W	4-1
2/25	Ohio State	Palm Springs, Calif.	W	7-2
2/28	Arkansas	Norman, Okla.	W	14-0
	Arkansas	Norman, Okla.	W	10-2
3/1	North Texas	Norman, Okla.	W	4-1
3/3	Wichita State	Norman, Okla.	W	4-0
	Temple	Norman, Okla.	W	10-0
3/4	Temple	Norman, Okla.	W	21-0
	Wichita State	Norman, Okla.	W	4-0
3/7	Tulsa	Tulsa, Okla.	L	0-2
3/8	Evansville	Norman, Okla.	W	6-2
3/9	Evansville	Norman, Okla.	W	6-0
	Centenary	Norman, Okla.	W	6-1
3/10	Centenary	Norman, Okla.	W	11-1
	UMKC	Norman, Okla.	W	10-2
3/15	Pacific	Fullerton, Calif.	W	10-3
	#5 Arizona	Fullerton, Calif.	W	6-1
3/16	N.C. State	Fullerton, Calif.	L	0-7
3/17	Cal State Northridge	Fullerton, Calif.	W	8-0
3/18	DePaul	Fullerton, Calif.	W	3-2 (8)
	#5 Arizona	Fullerton, Calif.	W	11-0
3/22	Texas Tech*	Lubbock, Texas	W	7-0
	Texas Tech*	Lubbock, Texas	W	7-3
3/24	#10 Texas*	Austin, Texas	W	7-0
3/25	#10 Texas*	Austin, Texas	L	4-5 (10)
3/28	Central Arkansas	Norman, Okla.	W	7-3
3/31	#2 Texas A&M*	Norman, Okla.	W	4-2
4/1	#2 Texas A&M*	Norman, Okla.	L	4-9
4/4	Oklahoma State*	Norman, Okla.	W	8-0
4/6	Iowa State*	Norman, Okla.	W	8-0
	Iowa State*	Norman, Okla.	W	3-2 (10)
4/11	North Texas	Denton, Texas	W	9-2
4/15	Missouri*	Columbia, Mo.	L	1-5
	Missouri*	Columbia, Mo.	W	8-3
4/18	#10 Baylor*	Norman, Okla.	W	3-2 (8)
	#10 Baylor*	Norman, Okla.	W	7-4
4/21	Nebraska*	Norman, Okla.	W	10-9
	Nebraska*	Norman, Okla.	W	5-1
4/25	Oklahoma State*	Stillwater, Okla.	W	2-1
4/28	Kansas*	Lawrence, Kan.	W	13-4
4/29	Kansas*	Lawrence, Kan.	L	0-2
5/11	Kansas	Oklahoma City, Okla.	W	5-0
5/12	Missouri	Oklahoma City, Okla.	W	7-1
	Texas Tech	Oklahoma City, Okla.	W	6-3
5/18	Colgate	Amherst, Mass.	W	5-2
5/19	Massachusetts	Amherst, Mass.	W	2-0
5/20	Massachusetts	Amherst, Mass.	W	6-3
5/26	#14 DePaul	Norman, Okla.	L	0-3
5/27	#14 DePaul	Norman, Okla.	L	2-7

**SPRING 2008 (47-14, 16-2 BIG 12) HEAD COACH: PATTY GASSO**

2/8	#14 UCLA	Los Angeles, Calif.	L	1-6
	UC Santa Barbara	Los Angeles, Calif.	W	12-1
2/9	Nevada	Fullerton, Calif.	W	1-0
	#21 Cal State Fullerton	Fullerton, Calif.	L	2-10
2/10	#14 UCLA	Los Angeles, Calif.	W	7-0
2/12	St. Gregory's	Norman, Okla.	W	10-0
2/15	BYU	Las Vegas, Nev.	W	8-5
	Cal State Northridge	Las Vegas, Nev.	W	5-1
2/16	South Carolina	Las Vegas, Nev.	W	2-1
	Illinois	Las Vegas, Nev.	W	3-1
2/17	Cal Poly-SLO	Las Vegas, Nev.	W	3-2
2/22	#13 Stanford	Palm Spring, Calif.	L	2-3
	Pacific	Palm Springs, Calif.	W	14-5
2/23	Oregon	Palm Springs, Calif.	L	0-1
	San Diego State	Palm Springs, Calif.	W	1-0
2/24	#19 Georgia	Palm Springs, Calif.	W	3-0
2/27	Tulsa	Norman, Okla.	W	8-0
3/1	North Texas	Norman, Okla.	W	9-0
	Memphis	Norman, Okla.	W	17-0
3/2	Memphis	Norman, Okla.	W	10-0



**YEAR-BY-YEAR RESULTS**

	North Texas	Norman, Okla.	W	8-0
3/5	Tulsa	Tulsa, Okla.	L	3-5
3/8	McNeese State	Norman, Okla.	W	9-1
	Drake	Norman, Okla.	W	8-0
3/9	Drake	Norman, Okla.	W	8-0
	McNeese State	Norman, Okla.	W	9-0
3/13	#21 Fresno State	Fresno, Calif.	L	0-1
3/14	Cal Poly-SLO	Sacramento, Calif.	W	5-4 (8)
	Colorado State	Sacramento, Calif.	W	13-4
3/15	Sacramento State	Sacramento, Calif.	W	2-0
	California	Sacramento, Calif.	L	0-2
3/16	Princeton	Sacramento, Calif.	W	4-3
3/19	Missouri State	Norman, Okla.	L	2-3
3/21	Kansas*	Norman, Okla.	W	3-2
3/22	Kansas*	Norman, Okla.	W	8-0
3/26	Central Arkansas	Norman, Okla.	W	23-1
3/29	Nebraska*	Lincoln, Neb.	W	6-0
	Nebraska*	Lincoln, Neb.	W	11-0
4/5	Missouri*	Norman, Okla.	W	8-0
4/6	Missouri*	Norman, Okla.	W	4-3
4/7	Arkansas	Fayetteville, Ark.	L	2-3
	Arkansas	Fayetteville, Ark.	W	3-2
4/10	Texas Tech*	Norman, Okla.	W	3-2
	Texas Tech*	Norman, Okla.	W	8-3
4/12	#5 Texas A&M*	College Station, Texas	L	2-4
4/13	#5 Texas A&M*	College Station, Texas	L	0-1
4/19	Iowa State*	Ames, Iowa	W	5-3
4/20	Iowa State*	Ames, Iowa	W	9-1
4/22	Oklahoma State*	Stillwater, Okla.	W	3-1
4/23	Oklahoma State*	Norman, Okla.	W	6-1
4/26	Texas*	Norman, Okla.	W	8-0
4/27	Texas*	Norman, Okla.	W	8-0
4/30	Baylor*	Waco, Texas	W	4-0
	Baylor*	Waco, Texas	W	9-4
5/10	Nebraska	Oklahoma City, Okla.	L	5-6
5/16	Oregon	Norman, Okla.	W	6-0
5/17	Arkansas	Norman, Okla.	W	6-5 (11)
5/18	Oregon	Norman, Okla.	W	11-0
5/23	#9 Arizona	Tucson, Ariz.	L	1-3
5/24	#9 Arizona	Tucson, Ariz.	W	2-0
	#9 Arizona	Tucson, Ariz.	L	2-5

**SPRING 2009 (41-16, 14-4 BIG 12) HEAD COACH: PATTY GASSO**

2/5	Hawaii	Honolulu, Hawaii	L	5-8
2/6	UAB	Honolulu, Hawaii	W	18-0
	#19 LSU	Honolulu, Hawaii	W	8-0
2/7	Hawaii	Honolulu, Hawaii	W	14-0
	UAB	Honolulu, Hawaii	W	13-1
2/13	N.C. State	Houston, Texas	L	1-2
2/14	#14 Houston	Houston, Texas	W	5-3
2/15	Texas State	Houston, Texas	W	3-2
2/18	Stephen F. Austin	Norman, Okla.	W	4-3 (8)
	Stephen F. Austin	Norman, Okla.	W	3-1
2/20	Cal Poly-SLO	Cathedral City, Calif.	W	3-2
	#3 Arizona State	Cathedral City, Calif.	W	8-6
2/21	#17 Nevada	Cathedral City, Calif.	W	11-2
	#1 Alabama	Cathedral City, Calif.	L	3-4
2/22	#24 Massachusetts	Cathedral City, Calif.	W	5-3
2/25	Tulsa	Tulsa, Okla.	W	7-3
3/1	Saint Louis	Norman, Okla.	W	7-4
	Creighton	Norman, Okla.	W	5-3
3/4	Tulsa	Norman, Okla.	W	5-3
3/6	#8 Tennessee	Norman, Okla.	L	1-4
3/7	#16 Northwestern	Oklahoma City, Okla.	W	4-3
	#8 Tennessee	Oklahoma City, Okla.	L	5-6 (8)
3/8	#16 Northwestern	Oklahoma City, Okla.	L	0-1
3/10	Texas Tech*	Lubbock, Texas	W	6-1
	Texas Tech*	Lubbock, Texas	W	12-0
3/12	Notre Dame	Fullerton, Calif.	L	3-4
	#25 Florida State	Fullerton, Calif.	W	3-1
3/13	#23 DePaul	Fullerton, Calif.	W	5-2
3/14	#16 Louisiana-Lafayette	Fullerton, Calif.	W	8-5
	Cal State Fullerton	Fullerton, Calif.	L	3-4
3/15	Bowling Green	Fullerton, Calif.	W	8-0
3/18	Northern Iowa	Norman, Okla.	W	8-0

3/21	Iowa State*	Norman, Okla.	W	10-7
3/22	Iowa State*	Norman, Okla.	W	10-0
3/25	North Texas	Norman, Okla.	W	8-1
3/28	Texas*	Austin, Texas	L	6-15
3/29	Texas*	Austin, Texas	L	7-9
4/1	Baylor*	Norman, Okla.	L	0-5
	Baylor*	Norman, Okla.	W	4-0
4/4	Nebraska*	Norman, Okla.	W	3-2 (8)
4/5	Nebraska*	Norman, Okla.	W	3-2
4/8	Arkansas	Norman, Okla.	L	9-11
4/10	Kansas*	Lawrence, Kan.	W	8-0
4/11	Kansas*	Lawrence, Kan.	L	2-4
4/15	Oklahoma State*	Norman, Okla.	W	8-1
4/18	Texas A&M*	Norman, Okla.	W	7-3
4/19	Texas A&M*	Norman, Okla.	W	3-1
4/22	North Texas	Denton, Texas	W	7-3
4/25	#10 Missouri*	Columbia, Mo.	W	6-2
4/26	#10 Missouri*	Columbia, Mo.	W	4-2
4/30	Oklahoma State*	Stillwater, Okla.	W	6-2
5/9	Iowa State	Oklahoma City, Okla.	W	3-0
	Texas	Oklahoma City, Okla.	W	6-2
5/10	#15 Missouri	Oklahoma City, Okla.	L	0-5
5/16	North Dakota State	Norman, Okla.	L	0-1 (11)
	Arkansas	Norman, Okla.	W	21-2
	Tulsa	Norman, Okla.	L	3-5

**SPRING 2010 (47-12, 13-3 BIG 12) HEAD COACH: PATTY GASSO**

2/13	Florida Atlantic	Clermont, Fla.	W	9-0
	Chattanooga	Clermont, Fla.	W	1-0
2/14	#16 Tennessee	Clermont, Fla.	L	2-4
2/17	St. Gregory's	Norman, Okla.	W	9-1
2/19	Cal State Fullerton	Henderson, Nev.	W	7-1
	#21 Northwestern	Henderson, Nev.	W	3-0
2/20	Boise State	Henderson, Nev.	W	8-4
	#12 California	Las Vegas, Nev.	W	12-1
2/21	Long Beach State	Henderson, Nev.	W	10-0
2/25	San Diego State	Cathedral City, Calif.	W	4-0
	Pacific	Cathedral City, Calif.	W	9-0
2/26	#1 Washington	Cathedral City, Calif.	L	4-7
	Oregon State	Cathedral City, Calif.	W	6-1
3/3	Tulsa	Norman, Okla.	W	7-0
3/5	Nevada	Norman, Okla.	W	8-7 (9)
3/6	#25 Oklahoma State	Oklahoma City, Okla.	L	0-1
	#14 Louisville	Oklahoma City, Okla.	W	10-2
3/7	#14 Louisville	Norman, Okla.	W	7-0
3/10	North Texas	Norman, Okla.	W	6-4
3/12	Utah	Norman, Okla.	W	12-1
3/13	Northern Iowa	Norman, Okla.	W	4-1
	Utah	Norman, Okla.	W	9-5
3/14	Northern Iowa	Norman, Okla.	W	11-1
3/15	UMKC	Norman, Okla.	W	17-1
3/17	Cal State Northridge	Northridge, Calif.	L	0-1
	Cal State Northridge	Northridge, Calif.	W	4-1 (8)
3/18	Utah	Fullerton, Calif.	W	3-0
	#7 Arizona State	Fullerton, Calif.	W	5-4
3/19	#2 Arizona	Fullerton, Calif.	L	3-4
	San Jose State	Fullerton, Calif.	L	4-5
3/20	Virginia	Fullerton, Calif.	W	2-0
3/23	Tulsa	Tulsa, Okla.	L	4-5 (9)
3/24	Arkansas	Fayetteville, Ark.	W	6-1
3/27	#3 Missouri*	Norman, Okla.	L	5-11
3/28	#3 Missouri*	Norman, Okla.	W	9-0
4/3	Iowa State*	Ames, Iowa	W	2-0
	Iowa State*	Ames, Iowa	W	3-2
4/7	#12 Oklahoma State*	Stillwater, Okla.	L	2-3
4/10	#21 Texas A&M*	College Station, Texas	W	6-0
4/11	#21 Texas A&M*	College Station, Texas	W	9-4
4/15	Texas Tech*	Norman, Okla.	W	9-7
	Texas Tech*	Norman, Okla.	L	6-7 (9)
4/21	Baylor*	Waco, Texas	W	6-1
	Baylor*	Waco, Texas	W	3-1
4/24	Nebraska*	Lincoln, Neb.	W	5-0
4/25	Nebraska*	Lincoln, Neb.	W	8-0
4/28	#11 Oklahoma State*	Norman, Okla.	W	11-1
5/1	Kansas*	Norman, Okla.	W	2-0

5/2	Kansas*	Norman, Okla.	W	7-0
5/6	North Texas	Denton, Texas	W	6-1
5/15	Texas Tech	Oklahoma City, Okla.	W	2-0
	#20 Texas A&M	Oklahoma City, Okla.	W	5-1
5/16	#8 Missouri	Oklahoma City, Okla.	W	9-0
5/21	Syracuse	College Park, Md.	W	10-0
5/22	Fordham	College Park, Md.	W	1-0
5/23	Fordham	College Park, Md.	W	2-0
5/27	#1 Washington	Seattle, Wash.	W	6-1
5/28	#1 Washington	Seattle, Wash.	L	0-3
	#1 Washington	Seattle, Wash.	L	0-4

**SPRING 2011 (43-19, 10-8 BIG 12) HEAD COACH: PATTY GASSO**

2/10	Cal State Bakersfield	Tempe, Ariz.	W	11-2 (5)
2/11	Appalachian State	Tempe, Ariz.	W	8-0 (5)
	Northwestern	Tempe, Ariz.	W	9-1 (6)
2/12	#2 Arizona	Tempe, Ariz.	W	11-1 (5)
	#13 Arizona State	Tempe, Ariz.	L	3-4
2/13	Western Michigan	Tempe, Ariz.	W	5-0
2/16	St. Gregory's	Norman, Okla.	W	9-0 (5)
2/18	Southern Utah	Las Cruces, N.M.	W	8-3
	New Mexico State	Las Cruces, N.M.	W	7-4
2/19	Sam Houston State	Las Cruces, N.M.	W	12-4
	Louisiana-Monroe	Las Cruces, N.M.	W	14-4 (5)
2/20	New Mexico State	Las Cruces, N.M.	W	16-0 (5)
2/24	#1 Georgia	Cathedral City, Calif.	L	0-1
	#10 Hawaii	Cathedral City, Calif.	L	1-4
2/25	Long Beach State	Cathedral City, Calif.	L	1-2
	#2 UCLA	Cathedral City, Calif.	L	0-3
2/26	Cal Poly	Cathedral City, Calif.	W	4-2
3/2	North Texas	Denton, Texas	W	3-0
3/4	#24 Auburn	Norman, Okla.	W	6-0
3/5	Illinois-Chicago	Oklahoma City, Okla.	W	5-3
	#19 Oklahoma State	Oklahoma City, Okla.	W	7-0
3/6	Illinois-Chicago	Norman, Okla.	W	9-1 (6)
3/9	Tulsa	Norman, Okla.	W	9-0 (5)
3/12	Indiana	Norman, Okla.	W	9-0 (5)
	Arkansas-Pine Bluff	Norman, Okla.	W	15-0 (5)
3/13	Missouri State	Norman, Okla.	W	1-0
	Missouri State	Norman, Okla.	W	9-1
3/16	Notre Dame	Fullerton, Calif.	L	1-2
3/17	DePaul	Fullerton, Calif.	W	4-3 (8)
	#7 Arizona	Fullerton, Calif.	W	5-3
3/18	Penn State	Fullerton, Calif.	L	2-5
	Pacific	Fullerton, Calif.	W	13-2
3/19	#4 Washington	Fullerton, Calif.	W	7-6 (8)
2/23	Tulsa	Tulsa, Okla.	L	0-1
3/26	#14 Nebraska*	Norman, Okla.	L	1-4
3/27	#14 Nebraska*	Norman, Okla.	W	6-3
3/29	Central Arkansas	Norman, Okla.	W	8-3
4/1	#23 Texas Tech*	Lubbock, Texas	L	0-5
4/2	#23 Texas Tech*	Lubbock, Texas	W	7-6
4/6	Kansas*	Lawrence, Kan.	W	12-6
	Kansas*	Lawrence, Kan.	W	13-5
4/9	#17 Baylor*	Norman, Okla.	W	3-2
4/10	#17 Baylor*	Norman, Okla.	L	2-5
4/13	#19 Oklahoma State*	Norman, Okla.	W	5-1
4/16	#14 Missouri*	Columbia, Mo.	L	2-3 (9)
4/17	#14 Missouri*	Columbia, Mo.	L	0-1 (11)
4/22	#19 Texas A&M*	Norman, Okla.	L	0-3
4/23	#19 Texas A&M*	Norman, Okla.	W	2-0
4/27	#16 Oklahoma State*	Stillwater, Okla.	L	1-2
4/30	#3 Texas*	Austin, Texas	W	5-2
5/1	#3 Texas*	Austin, Texas	L	3-5
5/5	North Texas	Norman, Okla.	W	9-1 (5)
5/7	Iowa State*	Norman, Okla.	W	13-0 (5)
5/8	Iowa State*	Norman, Okla.	W	4-1
5/20	Iona	Norman, Okla.	W	7-1
5/21	Tulsa	Norman, Okla.	W	6-0
5/22	Tulsa	Norman, Okla.	L	3-4 (9)
	Tulsa	Norman, Okla.	W	5-0
5/27	#10 Arizona	Tucson, Ariz.	W	6-0
5/28	#10 Arizona	Tucson, Ariz.	W	5-2
6/2	#1 Arizona State	Oklahoma City, Okla.	L	1-3
6/4	#8 Missouri	Oklahoma City, Okla.	L	1-4

**SPRING 2012 (54-10, 19-5 BIG 12) HEAD COACH: PATTY GASSO**

2/10	Cal State Bakersfield	Las Vegas, Nev.	W	6-0
	UNLV	Las Vegas, Nev.	W	5-0
2/11	Weber State	Las Vegas, Nev.	W	12-2 (5)
	Kent State	Las Vegas, Nev.	W	6-0
2/12	Kent State	Las Vegas, Nev.	W	11-1
2/17	Virginia Tech	Auburn, Ala.	W	10-0 (5)
	Georgia Tech	Auburn, Ala.	L	0-1
2/23	San Diego State	Palm Springs, Calif.	W	5-0
	UC Davis	Palm Springs, Calif.	W	10-0 (5)
2/24	Boise State	Palm Springs, Calif.	W	9-0 (5)
	Stanford	Palm Springs, Calif.	L	0-5
2/25	Georgia	Palm Springs, Calif.	L	2-3
2/29	North Texas	Denton, Texas	W	4-1
3/2	LSU	Norman, Okla.	W	7-0
3/3	LSU	Oklahoma City, Okla.	W	5-0
	Iowa	Oklahoma City, Okla.	W	6-3
3/4	Iowa	Norman, Okla.	W	4-2
3/6	Austin Peay	Norman, Okla.	W	8-0 (5)
3/9	Wichita State	Norman, Okla.	W	13-0 (5)
	Indiana	Norman, Okla.	W	14-0 (5)
3/10	Wichita State	Norman, Okla.	W	5-0
3/11	Indiana	Norman, Okla.	W	4-1
	Indiana	Norman, Okla.	W	12-1 (5)
3/15	DePaul	Fullerton, Calif.	W	18-1 (5)
	Michigan	Fullerton, Calif.	W	2-0
3/16	Virginia	Fullerton, Calif.	W	9-1
	Penn State	Fullerton, Calif.	W	6-1
3/23	Baylor*	Waco, Texas	W	2-0
3/24	Baylor*	Waco, Texas	W	5-0
3/25	Baylor*	Waco, Texas	L	0-1
3/28	Oklahoma State*	Oklahoma City, Okla.	W	4-0
3/30	Kansas*	Norman, Okla.	W	8-0 (5)
3/31	Kansas*	Norman, Okla.	W	8-0 (6)
4/1	Kansas*	Norman, Okla.	W	6-2
4/5	Texas Tech*	Norman, Okla.	W	3-1
4/6	Texas Tech*	Norman, Okla.	L	4-5
4/7	Texas Tech*	Norman, Okla.	W	4-1
4/11	Oklahoma State*	Stillwater, Okla.	W	11-1 (5)
4/13	Texas A&M*	College Station, Texas	W	6-1
4/14	Texas A&M*	College Station, Texas	W	5-2
	Texas A&M*	College Station, Texas	L	0-4
4/18	North Texas	Norman, Okla.	W	9-4
4/20	Missouri*	Norman, Okla.	W	2-1 (10)
4/21	Missouri*	Norman, Okla.	L	2-4 (8)
4/22	Missouri*	Norman, Okla.	W	2-1
4/25	Oklahoma State*	Norman, Okla.	W	7-1
4/28	Central Arkansas	Conway, Ark.	W	8-0 (6)
5/4	Texas*	Norman, Okla.	W	5-2 (8)
5/5	Texas*	Norman, Okla.	W	9-3
5/6	Texas*	Norman, Okla.	L	5-12
5/11	Iowa State*	Ames, Iowa	W	10-0
5/12	Iowa State*	Ames, Iowa	W	12-1 (5)
5/13	Iowa State*	Ames, Iowa	W	5-1
5/18	Lehigh	Norman, Okla.	W	19-3 (5)
5/19	Tulsa	Norman, Okla.	W	7-1
5/20	Oregon State	Norman, Okla.	W	6-0
5/25	Arizona	Norman, Okla.	W	6-0
5/26	Arizona	Norman, Okla.	W	7-1
5/31	South Florida	Oklahoma City, Okla.	W	5-1
6/1	California	Oklahoma City, Okla.	W	3-0
6/3	Arizona State	Oklahoma City, Okla.	W	5-3
6/4	Alabama	Oklahoma City, Okla.	W	5-1
6/5	Alabama	Oklahoma City, Okla.	L	6-8
6/6	Alabama	Oklahoma City, Okla.	L	4-5

**SPRING 2013 (57-4, 15-2 BIG 12) HEAD COACH: PATTY GASSO**

<b>NATIONAL CHAMPIONS</b>				
2/8	Stanford	Phoenix, Ariz.	W	6-0
	Oregon State	Phoenix, Ariz.	W	14-2 (5)
2/9	Oregon	Phoenix, Ariz.	W	12-0 (5)
	New Mexico	Phoenix, Ariz.	W	11-1 (5)
2/10	Northwestern	Phoenix, Ariz.	W	7-4
2/15	UC Riverside	San Diego, Calif.	W	7-0



# YEAR-BY-YEAR RESULTS

	San Diego State	San Diego, Calif.	W	4-0
2/16	Kentucky	San Diego, Calif.	W	11-0 (5)
	Washington	San Diego, Calif.	W	2-0
2/17	Notre Dame	San Diego, Calif.	W	7-5 (9)
2/21	Georgia	Palm Springs, Calif.	W	5-0
	Arizona	Palm Springs, Calif.	W	5-0
2/22	UC Santa Barbara	Palm Springs, Calif.	W	5-2
	Nebraska	Palm Springs, Calif.	W	2-0
2/23	Florida State	Palm Springs, Calif.	W	6-0
3/1	Houston	Norman, Okla.	W	6-0
3/2	Nebraska	Norman, Okla.	W	10-3
	Nebraska	Norman, Okla.	L	0-1
3/3	Houston	Norman, Okla.	W	4-1
3/8	Northern Colorado	Norman, Okla.	W	14-0 (5)
	Drake	Norman, Okla.	W	10-2 (6)
3/9	Northern Colorado	Norman, Okla.	W	10-0 (5)
	Drake	Norman, Okla.	W	13-0 (5)
3/15	Pacific	Fullerton, Calif.	W	9-0 (5)
	North Carolina State	Fullerton, Calif.	W	3-0
3/16	Arizona	Fullerton, Calif.	W	4-0
	Penn State	Fullerton, Calif.	W	8-0 (5)
3/17	Cal State Fullerton	Fullerton, Calif.	W	9-0 (5)
3/23	Louisville	Norman, Okla.	L	1-5
	Louisville	Norman, Okla.	W	9-1 (5)
3/27	Wichita State	Wichita, Kan.	W	7-1
	Wichita State	Wichita, Kan.	W	16-1 (5)
4/4	Tulsa	Tulsa, Okla.	W	3-1
4/5	Baylor*	Norman, Okla.	W	8-3
4/6	Baylor*	Norman, Okla.	W	9-3
4/7	Baylor*	Norman, Okla.	W	8-0 (6)
4/12	Texas Tech*	Lubbock, Texas	W	9-0 (6)
4/13	Texas Tech*	Lubbock, Texas	W	6-0
4/14	Texas Tech*	Lubbock, Texas	W	13-7
4/19	Texas*	Austin, Texas	W	6-1
4/20	Texas*	Austin, Texas	L	2-4
4/21	Texas*	Austin, Texas	W	5-3
4/23	North Texas	Denton, Texas	W	12-1 (6)
4/26	Iowa State*	Norman, Okla.	W	24-1 (5)
4/27	Iowa State*	Norman, Okla.	W	8-0 (5)
4/28	Iowa State*	Norman, Okla.	W	12-0 (5)
5/5	Kansas*	Lawrence, Kan.	W	4-2
5/5	Kansas*	Lawrence, Kan.	L	0-2
5/10	Oklahoma State*	Oklahoma City, Okla.	W	10-1 (5)
5/11	Oklahoma State*	Norman, Okla.	W	4-0
5/12	Oklahoma State*	Stillwater, Okla.	W	5-0
5/17	Marist	Norman, Okla.	W	17-0 (5)
5/18	Arkansas	Norman, Okla.	W	10-5
5/19	Arkansas	Norman, Okla.	W	14-1 (5)
5/24	Texas A&M	Norman, Okla.	W	10-2 (6)
5/25	Texas A&M	Norman, Okla.	W	8-0 (5)
5/30	Michigan	Oklahoma City, Okla.	W	7-1
6/1	Texas	Oklahoma City, Okla.	W	10-2 (5)
6/2	Washington	Oklahoma City, Okla.	W	6-2
6/3	Tennessee	Oklahoma City, Okla.	W	5-3 (12)
6/4	Tennessee	Oklahoma City, Okla.	W	4-0

**SPRING 2014 (51-13, 16-2 BIG 12) HEAD COACH: PATTY GASSO**

2/7	Kentucky	Fullerton, Calif.	L	4-5 (10)
	Cal State Fullerton	Fullerton, Calif.	L	1-3
2/8	Santa Clara	Fullerton, Calif.	W	10-1 (5)
	Loyola Marymount	Fullerton, Calif.	W	11-1 (5)
2/9	Pittsburgh	Fullerton, Calif.	W	2-1
2/14	Illinois State	Tempe, Ariz.	W	11-6
	Arizona State	Tempe, Ariz.	L	0-7
2/15	SIU-Edwardsville	Tempe, Ariz.	W	7-2
2/16	Washington	Tempe, Ariz.	L	1-3
	Michigan State	Tempe, Ariz.	W	7-6
2/20	Boise State	Palm Springs, Calif.	W	9-1 (5)
	Oregon State	Palm Springs, Calif.	W	11-3 (6)
2/21	Northwestern	Palm Springs, Calif.	W	11-9
	UCLA	Palm Springs, Calif.	L	2-3
2/22	Syracuse	Palm Springs, Calif.	W	6-2
2/28	Arkansas-Pine Bluff	Norman, Okla.	W	10-0 (5)
	Arkansas-Pine Bluff	Norman, Okla.	W	35-1 (5)
3/1	Nebraska	Norman, Okla.	W	5-4

	Nebraska	Norman, Okla.	L	2-7
3/4	Louisiana Tech	Norman, Okla.	W	11-3 (6)
3/7	Liberty	Norman, Okla.	W	18-3 (5)
	Western Illinois	Norman, Okla.	W	9-1 (6)
3/9	Tulsa	Norman, Okla.	W	1-0
3/14	Louisiana-Lafayette	Lafayette, La.	W	13-5
3/15	Louisiana-Lafayette	Lafayette, La.	L	0-7
	Louisiana-Lafayette	Lafayette, La.	L	1-3
3/18	Bradley	Norman, Okla.	W	8-0 (6)
3/22	LSU	Norman, Okla.	W	2-1
3/23	LSU	Norman, Okla.	W	3-2
3/28	Iowa State*	Ames, Iowa	W	10-0 (5)
3/29	Iowa State*	Ames, Iowa	W	14-2 (5)
3/30	Iowa State*	Ames, Iowa	W	11-0 (5)
4/2	Oklahoma State*	Norman, Okla.	W	2-0
4/4	Kansas*	Norman, Okla.	W	9-0 (5)
4/5	Kansas*	Norman, Okla.	W	8-3
4/6	Kansas*	Norman, Okla.	W	8-0 (5)
4/8	Wichita State	Norman, Okla.	W	3-0
	Wichita State	Norman, Okla.	W	9-1 (5)
4/11	Baylor*	Waco, Texas	W	3-2
4/12	Baylor*	Waco, Texas	W	2-0
4/13	Baylor*	Waco, Texas	L	6-8
4/17	Texas*	Norman, Okla.	W	4-1
4/18	Texas*	Norman, Okla.	L	0-9 (6)
4/19	Texas*	Norman, Okla.	W	8-0 (5)
4/22	Central Arkansas	Norman, Okla.	W	8-0 (5)
4/23	North Texas	Norman, Okla.	W	3-0
4/26	UAB	Norman, Okla.	W	11-3 (5)
	UAB	Norman, Okla.	W	8-4
4/27	UAB	Norman, Okla.	W	6-4
4/30	Arkansas	Fayetteville, Ark.	W	10-2 (5)
5/2	Texas Tech*	Norman, Okla.	W	5-0
5/3	Texas Tech*	Norman, Okla.	W	5-1
5/4	Texas Tech*	Norman, Okla.	W	13-0 (5)
5/10	Oklahoma State*	Stillwater, Okla.	W	5-4
5/11	Oklahoma State*	Norman, Okla.	W	11-3 (5)
5/16	Bryant	Norman, Okla.	W	14-4 (5)
5/17	Texas A&M	Norman, Okla.	W	9-8
5/18	Texas A&M	Norman, Okla.	W	11-6
5/23	Tennessee	Norman, Okla.	W	8-1
5/24	Tennessee	Norman, Okla.	L	0-4
5/25	Tennessee	Norman, Okla.	W	8-2
5/29	Alabama	Oklahoma City, Okla.	L	2-6
5/31	Louisiana-Lafayette	Oklahoma City, Okla.	W	3-1
	Oregon	Oklahoma City, Okla.	L	2-4

# University of Oklahoma Women's Softball

# DIAMOND Club

### DIAMOND CLUB BENEFITS

- Poster, schedule magnet and schedule card
- Periodic season updates
- Welcome letter from team member
- Invitation to preseason banquet
- Invitation to membership gathering at the clubhouse

If you are interested in supporting the Oklahoma softball team by joining the Diamond Club, please contact:

OU Athletics Development  
 180 West Brooks | Norman, OK 73019  
 (405) 325-8000



## SUMMER CAMPS

For more information, visit

[SOONERSOFTBALLCAMPS.COM](http://SOONERSOFTBALLCAMPS.COM)

The University of Oklahoma Women's Softball team has become one of the most successful programs in the country. We would like to invite you to join our "commitment to excellence" by enrolling in our camps.

You will have the opportunity to work daily with myself, my outstanding coaching staff, current and past OU Softball players, plus a variety of elite college and high school coaches that share the OU Softball philosophy.

You will have a great time at camp, but most of all you will walk away with knowledge of this wonderful game. You will participate and learn all phases of the game: from offensive and defensive drills, to pitching and catching, base running, strength and conditioning, plus agility. You will have the opportunity to play in competitive games daily.

The goal of this camp is to prepare you for your future in softball. We have fun by challenging each other and working hard. You will experience the "blue collar" style of play that has been the Sooners trademark to success.

We invite you to join us for a week you will never forget. In order to be the best, surround yourself with other athletes who have the same goal. We look forward to working with you this summer and helping you become the best you can be.

Contact the University of Oklahoma softball offices at (405) 325-8361 to obtain a camp application. Complete the application form and return it with the full fee required to the address indicated on the form. The fee is non-refundable unless accompanied by a doctor's note due to a medical emergency. All returned checks are subject to an additional \$20 fee.

