



**December 31  
11:30 a.m.**

**Independence  
Stadium**

**2013**

# **MEDIA GUIDE**







# INDEPENDENCE BOWL FOUNDATION HALL OF HONOR



**Larry Anderson**  
*CB La. Tech*



**Frank Beamer**  
*HC Va. Tech*



**Chris Boniol**  
*PK La. Tech*



**Billy Brewer**  
*HC Ole Miss*



**Rich Brooks**  
*HC Oregon*



**Mack Brown**  
*HC Tulane*



**Ray Childress**  
*DT Texas A&M*



**Reggie Collier**  
*QB Southern Miss*



**David Cutcliffe**  
*HC Ole Miss*



**Fisher DeBerry**  
*HC Air Force*



**Gerry DiNardo**  
*HC LSU*



**Jack Doland**  
*HC McNeese State*



**Bill Dooley**  
*HC Va. Tech*



**Pat Dye**  
*HC East Carolina*



**Spike Dykes**  
*HC Texas Tech*



**Alan Faneca**  
*OL LSU*




**Brett Favre**  
*QB Southern Miss*



**Rickey Foggie**  
*QB Minnesota*



**Danny Ford**  
*HC Clemson*



**Andre Hastings**  
*WR Georgia*



**Ken Hatfield**  
*HC Air Force*



**Chad Hennings**  
*DT Air Force*



**James Henry**  
*RS/DB Southern Miss*



**Josh Heupel**  
*QB Oklahoma*



**Terry Hoepfner**  
*HC Miami (Ohio)*



**Eddie Kennison**  
*WR, LSU*



**Gary Kubiak**  
*QB Texas A&M*



**Marty Louthan**  
*QB Air Force*



**Deuce McAllister**  
*RB Ole Miss*



**Dave McClain**  
*HC Wisconsin*



**Rondell Mealey**  
*RB LSU*



**Art Monk**  
*WR Syracuse*



**Joe Morris**  
*RB Syracuse*



**Bill Musgrave**  
*QB Oregon*



**Dave Rader**  
*QB/HC Tulsa*



**William Roaf**  
*OL La. Tech*



**Nick Saban**  
*HC Mich. St., Alabama*




**Jackie Sherrill**  
*HC Mississippi St.*



**Bruce Smith**  
*DE Va. Tech*



**Stephen Starring**  
*QB McNeese*



**Tony Tolbert**  
*DE UTEP*



**Billy Joe Tolliver**  
*QB Texas Tech*



**Herb Tyler**  
*QB LSU*



**Wesley Walls**  
*TE Ole Miss*



**Bart Weiss**  
*QB Air Force*



**Otis Wilson**  
*LB Louisville*



**Mark Young**  
*QB Ole Miss*

The Independence Bowl Foundation Hall of Honor is comprised of players and coaches who have exemplified positive character both on and off the field, and who participated in the Independence Bowl at some point in the game's 37-year history. The first class of inductees was honored in 1996.

# Table of Contents



AdvoCare V100 Bowl  
P.O. Box 1723  
Shreveport, LA 71166

401 Market St. Suite 120  
Shreveport, LA 71101

(318) 221-0712 or  
(888) 414-BOWL (2695)  
Fax: (318) 221-7366  
advocarev100bowl.org

The 2013 AdvoCare V100 Bowl media guide was created and edited by Stefan Nolet, Director of Public/Media Relations, with assistance from the bowl staff. Photos provided by Roger Braniff Sr. and the Independence Bowl archives. Cover design by Stefan Nolet. Printing of the 2013 media guide provided by Allegra Marketing.

Independence Bowl Foundation Leadership .....	2-3
2013 College Football Bowl Schedule.....	4
AdvoCare - Title Sponsor.....	5
Media Information .....	6-9
Media Hotel.....	10
ESPN .....	11
Conference Partner Information.....	12
“Spirit of Independence Award” .....	13-16
Game-by-Game Results.....	17-35
Year-by-Year Results.....	36-37
Team Breakdown .....	38
Conference and Coaching Records.....	39
Players of the Game.....	40
Bowl Participant Award Winners.....	41
Individual Records .....	42-43
Team Records.....	44-45
Two-Team Records.....	46

\*A schedule of Bowl Week Events can be found on the back cover



2012 AdvoCare V100 Independence  
Bowl Champion Ohio Bobcats





# Independence Bowl Foundation Leadership

## 2013 Independence Bowl Foundation Chairmen



**John Hubbard**  
*Chairman*



**Troy J. Broussard**  
*Vice-Chairman*



**Kyle McInnis**  
*1st Vice-Chairman*



**Paul Pratt**  
*2nd Vice-Chairman*

## Independence Bowl Foundation Staff



### **Missy Setters**

#### *Executive Director*

Missy Setters joined the staff in 1996, serving as Media Relations Director and then in 2003 was promoted to Assistant Executive Director for Media Relations. Prior to that she served six years in the LSU Sports Information Department, most recently as publications director and then as Media Relations Director with the Shreveport Pirates of the CFL.

She was a four-year letterwinner on the LSU women's golf team. Missy is married to Ross Setters, and they have one daughter, Codi (15).



### **John Cordaro**

#### *Assistant Executive Director/Ticketing and Business Operations*

John Cordaro rejoined the staff in August of 2005, as Ticketing/Business Operations Director and serves as Assistant Executive Director/Ticketing and Business

Operations. John most recently served as a Business Payroll Sales Specialist with Wells Fargo Bank in Houston.

Prior to his time with Wells Fargo, Cordaro worked internships with the Houston Texans and the Independence Bowl. During his time with the Texans, John worked primarily with ticket sales and gameday operations. While with the Independence Bowl, he served as a sales representative, focusing primarily on sponsorships, signage and group ticket sales.

Cordaro is a 2002 graduate of Louisiana Tech. He and his wife Laura have a daughter, Savannah (6) and son Jack (2).



### **Ann Crouch**

#### *Ticketing/Business Operations/Administrative Assistant*

Ann Crouch joined the Independence Bowl Staff in June of 2009. She has lived in Shreveport for most of her adult life and has two children and four grandchildren.



### **Jeff Dittmer**

#### *Assistant Executive Director/Sales*

Jeff Dittmer joined the staff on a full-time basis in August of 2003. Prior to that he served as an intern from August of 2002 to January of 2003.

He earned a Master's Degree in Education with an emphasis on Sport Management from Wayne State College in May of 2003.

Prior to that he earned an A.A. degree in Business Administration from Northeast Community College in Norfolk, Nebraska.

Jeff's previous work experiences in the sport and recreation field came as the Director of Land Sports for Kamp Kohut in 1999 and as an intern at the Norfolk Family YMCA. Jeff and his wife Michele have a daughter, McKenzie (8), and a son Carter (5).



### **Stefan Nolet**

#### *Director of Public/Media Relations*

Stefan Nolet joined the staff as the Director of Public & Media Relations in August of 2012. He spent the previous two years as an intern in the Oklahoma State media relations office, where he served as the primary media contact for men's and women's cross country and track and field, as well as men's tennis. Stefan also served as a public relations intern for the Tulsa 66ers of the NBA Development League during the 2010-11 season.

Stefan earned a Bachelor of Arts in Journalism and Broadcasting with emphases in Sports Media and Public Relations from Oklahoma State in 2011.



### **Amy O'Callaghan**

#### *Assistant Executive Director/Events and Operations*

Amy O'Callaghan joined the staff in February of 2004. She serves as Assistant Executive Director, overseeing Events and Operations. She brings with her a wealth of experience gained while working in the New Orleans Sports Foundation.

Her experience spans Super Bowls, Final Fours and the New Orleans Bowl. Amy serves as the staff liaison for the bowl's committee chairs, and with the local hotel community. Amy is married to Brady O'Callaghan, an Assistant District Attorney for Caddo Parish. They have twin boys, Marshall and Logan (7).



### **Brent Watkins**

#### *Title Sponsor Liaison*

Brent Watkins joined the Advocare V100 Bowl staff as Title Sponsor Liaison in February of 2013. Prior to that, Brent earned his Master's in Business Administration from Louisiana Tech in 2000 and spent 12 years selling medical devices for companies such as Hill-Rom and Olympus America, Inc.

Brent is married to Wendy Watkins and collectively they have four children: Angelina, Isabella, Wyatt and Sophia

# Independence Bowl Foundation Leadership



## 2013 AdvoCare V100 Bowl Selection Committee



Mike Akers   Jerry Anderson   Jack Andres   Ken Antee   Eric Barkley   Gene Baugh   Troy J. Broussard   Otto Grozinger



Jim Hagan   Pesky Hill   John Hubbard   Greg Johnson   Chris Marlowe   Mike McCarthy   Kyle McInnis   Paul Pratt



Andrew Pringle   Darrell Rebouche   David Rogers   Linda Sell   Fred Sexton, Jr.   Jerry White   Tim Wilhite

Not Pictured:  
Keith Gamble

## 2013 AdvoCare V100 Bowl Committee Assignments

Chairperson	Assignment
Jane Hubbard	Ladies Day Out
Ken Antee	National Strategy
Phil Stewart	Club Level
Eric Barkley	Division Chair - Public Events
Gene Baugh	Kickoff Luncheon
Pam Beck	Team Logistics
TBD	Band Party
Doug Bland	Officials' Hospitality
Roger Braniff Sr.	Photography
Roger Braniff Jr.	Videography
Mark Clark	Division Chair - Game Management
TBD	Kids Day Out
TBD	Membership Development
Chuck Carroll	SEC Team Host
Chuck Strickland	SEC Team Host
Ed Cates	Gameday Logistics
Lynn Cawthorne	Division Chair - Public Events / SEC Player Hospitality / NCAA Football Youth Clinic
Emile Cordaro	Pregame/Halftime
Winston Cunningham	ACC Team Host
Phillip Deaton	Chesapeake Member Tailgate Party
Amanda Giglio	Ambassadors
Trey Giglio	Division Chair - Special Events / Chairman's VIP Party
Chris Giordano	State Fair of Louisiana
Tom Goerner	Ushers
Ronnie Hammond	Independence Stadium
Roderick Hampton	North Hospitality Tents
Pesky Hill	Bradley & Mikovich Awards / Personnel
Don Simpson	Bowling Before the Bowl
Troy J. Broussard	Vice Chairman / Strategic Planning / External Affairs
Marla Mitchell	North Hospitality Tents
Lt. Tim Beckius	Security
Cpt. Tony LeBlanc	Security

Chairperson	Assignment
Brian Cruickshank	South Hospitality Tents
Maggie Malone	ACC Players Hospitality
Chris Marlowe	Division Chair - Hospitality
Terri Matthews	MetroPCS Fan Fest
Steve Mayfield	Corporate Sponsor Assistance
Kyle McInnis	Division Chair - External
Charlie Cavell	Media Hospitality
Paul Pratt	Division Chair - Hospitality / Member Tailgate Party
Claire Rebouche	Division Chair - Special Events
Darrell Rebouche	Speaker's Bureau
Rick Roberts	Program Distribution / VIP Guest Services
David Rogers	Patriot Campaign
Rob Rubel	Team Announcement Party
Ben James	Brookshire's Team Luncheon
Darin Seal	Finance
Linda Sell	Membership Development
Orvis Sigler	Hall of Honor
Terry Slack	FCA Breakfast
Kevin Smith	Military Services
Jerry White	AT&T Pep Rally / NCAA Youth Clinic
Jack Andres	Skeet Shooting Coaches Breakfast
Wes Kyle	Barksdale Pep Rally
Frank Auer	Barksdale Team Visit
Carl Franklin	"Big Game Show" Team Welcome Party

### 2013 Executive Committee

Scotty Amos	Paul Pratt
Jack Andres	Andrew Pringle
Eric Barkley	Claire Rebouche
Gene Baugh	David Rogers
Troy J. Broussard	Darin Seal
John Hubbard	Mike Vaught
Kyle McInnis	Tim Wilhite



# 2013 College Football Bowl Schedule

<b>Bowl Game</b>	<b>Date / Time (ET)</b>	<b>Site</b>	<b>Matchup</b>	<b>Network</b>
Gildan New Mexico	Dec. 21 / 2 p.m.	Albuquerque, N.M.	Pac-12 vs. Mountain West	ESPN
Royal Purple Las Vegas	Dec. 21 / 3:30 p.m.	Las Vegas, Nev.	Mountain West vs. Pac-12	ABC
Famous Idaho Potato	Dec. 21 / 5:30 p.m.	Boise, Idaho	Mid-American vs. Mountain West	ESPN
R+L Carriers New Orleans	Dec. 21 / 9 p.m.	New Orleans, La.	Conference USA vs. Sun Belt	ESPN
Beef 'O' Brady's	Dec. 23 / 2 p.m.	St. Petersburg, Fla.	Conference USA vs. American	ESPN
Sheraton Hawai'i	Dec. 24 / 8 p.m.	Honolulu, Ha.	Conference USA vs. Mountain West	ESPN
Little Caesars Pizza	Dec. 26 / 6 p.m.	Detroit, Mich.	Mid-American vs. Big Ten	ESPN
San Diego County Credit Union Poinsettia	Dec. 26 / 9:30 p.m.	San Diego, Calif.	Army vs. Mountain West	ESPN
Military presented by Northrop Grumman	Dec. 27 / 2:30 p.m.	Annapolis, Md.	Conference USA vs. ACC	ESPN
Texas	Dec. 27 / 6:30 p.m.	Houston, Texas	Big Ten vs. Big 12	ESPN
Kraft Fight Hunger	Dec. 27 / 9:30 p.m.	San Francisco, Calif.	BYU vs. Pac-12	ESPN
New Era Pinstripe	Dec. 28 / 12 p.m.	Bronx, N.Y.	American vs. Big 12	ESPN
Belk	Dec. 28 / 3:20 p.m.	Charlotte, N.C.	American vs. ACC	ESPN
Russell Athletic	Dec. 28 / 6:45 p.m.	Orlando, Fla.	ACC vs. American	ESPN
Buffalo Wild Wings	Dec. 28 / 10:15 p.m.	Tempe, Ariz.	Big Ten vs. Big 12	ESPN
Bell Helicopter Armed Forces	Dec. 30 / 11:45 a.m.	Fort Worth, Texas	Mountain West vs. Navy	ESPN
Franklin American Mortgage Music City	Dec. 30 / 3:15 p.m.	Nashville, Tenn.	SEC vs. ACC	ESPN
Valero Alamo	Dec. 30 / 6:45 p.m.	San Antonio, Texas	Pac-12 vs. Big 12	ESPN
National University Holiday	Dec. 30 / 10:15 p.m.	San Diego, Calif.	Big 12 vs. Pac-12	ESPN
<b>AdvoCare V100</b>	<b>Dec. 31 / 12:30 p.m.</b>	<b>Shreveport, La.</b>	<b>ACC vs. SEC</b>	<b>ESPN</b>
Hyundai Sun Bowl	Dec. 31 / 2 p.m.	El Paso, Texas	ACC vs. Pac-12	CBS
AutoZone Liberty	Dec. 31 / 4 p.m.	Memphis, Tenn.	Conference USA/American vs. SEC	ESPN
Chick-fil-A	Dec. 31 / 8 p.m.	Atlanta, Ga.	ACC vs. SEC	ESPN
TaxSlayer.com Gator	Jan. 1 / 12 p.m.	Jacksonville, Fla.	Big Ten vs. SEC	ESPN2
Heart of Dallas	Jan. 1 / 12 p.m.	Dallas, Texas	Big Ten vs. Conference USA	ESPN
Capital One	Jan. 1 / 1 p.m.	Orlando, Fla.	Big Ten vs. SEC	ABC
Outback	Jan. 1 / 1 p.m.	Tampa, Fla.	Big Ten vs. SEC	ESPN
Rose Bowl Game presented by VIZIO	Jan. 1 / 5 p.m.	Pasadena, Calif.	BCS vs. BCS	ESPN
Tostitos Fiesta	Jan. 1 / 8:30 p.m.	Glendale, Ariz.	BCS vs. BCS	ESPN
Allstate Sugar	Jan. 2 / 8:30 p.m.	New Orleans, La.	BCS vs. BCS	ESPN
Discover Orange	Jan. 3 / 8 p.m.	Miami Gardens, Fla.	BCS vs. BCS	ESPN
AT&T Cotton Bowl	Jan. 3 / 7:30 p.m.	Arlington, Texas	Big 12 vs. SEC	FOX
BBVA Compass	Jan. 4 / 1 p.m.	Birmingham, Ala.	SEC vs. American	ESPN
GoDaddy.com	Jan. 5 / 9 p.m.	Mobile, Ala.	Sun Belt vs. Mid-American	ESPN
VIZIO BCS National Championship	Jan. 6 / 8:30 p.m.	Pasadena, Calif.	BCS No. 1 vs. BCS No. 2	ESPN





For 20 years, AdvoCare has offered nutrition, weight loss, energy and sports performance products of the highest quality as well as a business opportunity that empowers individuals to live life on their terms.

Hundreds of professional athletes and coaches, and thousands of people across the nation are fueled by AdvoCare products.

They expect the best from themselves and choose

AdvoCare because they know the products work and that they are safe.

Find out more at [advocare.com](http://advocare.com).

Enjoy the game!



# Media Information

## Press Box Information

The press box is located on the west side of Independence Stadium, on levels P1 and P2. One elevator, located in the middle of the west side, leads to the press level of the stadium. Media will call is located at the media entrance on the west side of Independence Stadium, south of the elevator between gates 2 and 3 at the entrance marked as "Media/Vendor Gate." Only persons possessing media passes are allowed access to the press level. Photo passes and photo armbands DO NOT allow access to the press level. Radio booths and coaches booths are located on P1, as well as access to the photo deck. The media seating area is located on P2.

## Payout

The AdvoCare V100 Bowl combined payout is \$2.4 million in 2013.

## Network Television

ESPN will televise the AdvoCare V100 Bowl for the 22nd-consecutive year. The contract between the AdvoCare V100 Bowl and ESPN extends through 2019.

## Media Registration Room

The Media Hospitality Room will be set up at the Homewood Suites in Shreveport, which will serve as the 2013 Media Headquarters. Credentials will be available in this location, and bowl representatives will be on hand to answer any questions.

## Media Gifts

Each credentialed media member is entitled to a complimentary AdvoCare V100 Bowl gift when they check in at the Media Hospitality Room.

## Pregame Meal

A free pregame meal will be provided for members of the media in the media/interview room on the ground level of Independence Stadium in the south endzone area between the two locker rooms. The food, catered by Shaver's, will be served beginning at 9:30 a.m.

## Complimentary Event Tickets

Every credentialed media member is entitled to one ticket to each of the following events when picking up their credential packet. AdvoCare V100 Bowl officials ask that you please take a ticket only if you definitely plan on attending the following events:

<u>Date</u>	<u>Event</u>	<u>Time</u>	<u>Place</u>
Dec. 27	Team Welcome Party "Big Game Show"	5 p.m.	Riverview Hall
Dec. 29	FCA Breakfast	7:30 a.m.	Bossier Civic Ctr
Dec. 30	Team Luncheon*	11:30 a.m.	CenturyLink Center
Dec. 30	Media Dinner#	7 p.m.	Ernest's Orleans

\*Limit TWO tickets per media outlet if planning to cover the event

#There will be a sign-up sheet for the Media Dinner in the Media Hospitality Room.

*All dates and times subject to change*

## Working Press Credentials

All requests for media credentials should be made through Sports Systems at [www.sportssystem.com/indybowl](http://www.sportssystem.com/indybowl). Emailed or faxed requests will not be accepted.

Media credentials will be issued in accordance with the following priority guidelines:

- (1) Media agencies which cover the participating teams on a regular basis receive top priority
- (2) Media agencies which cover the participating teams' conferences on a regular basis
- (3) National media agencies
- (4) Sports editors and full-time writers for Louisiana's daily newspapers
- (5) Official school daily of participating schools (one seat and/or one sideline only) as space permits
- (6) Media agencies with a minimum circulation of 100,000
- (7) Media agencies with a minimum circulation of 50,000
- (8) Television stations with a full-time sports director
- (9) Student publications or departments representing the two participating institutions (yearbook, newspaper, radio station, alumni magazine, website, etc.). Maximum of one press box pass and one photo pass
- (10) Only radio stations with a full-time sports director conducting daily sports talk shows will receive consideration for credentials
- (11) Bloggers associated with major media organizations will be considered for credentials. National media organizations and those that cover the participating schools in the AdvoCare V100 Bowl throughout the course of the year are the only organizations that will be considered.

### **Deadline for requesting credentials:**

December 18, 2013 at 5 p.m.

Media credentials are issued for official business only. No spouses, or children, except those performing in a working capacity, will be allowed in the Independence Stadium press box or on the sideline. This will be strictly enforced. NO ONE UNDER 18 ALLOWED IN THE PRESS BOX, MEDIA ROOM OR ON THE SIDELINES.

Credentials are NON-TRANSFERABLE. The Independence Bowl Foundation reserves the right to revoke any credential used by an individual not fully accredited, or any individual not in compliance with press box and/or field photography standards.

Entities requesting credentials will be asked to supply specific names and functions. Only the persons whose names were officially supplied will be issued credentials.

**Photographers:** Sideline access is restricted to working photographers from media outlets according to NCAA rules and will be extremely limited. The Independence Bowl Foundation reserves the right to restrict and/or rescind sideline passes. All photographers will be required to show their armband to authorized field personnel to gain field access.

Photographers will be issued sideline passes, which are not good for admission to the press box. Credentials will be issued only to full-time staff members of media agencies. Because of the number of requests for sideline photographer credentials, no requests from freelance photographers will be honored. Credentials will not be issued for non-broadcasting radio representatives, weekly newspapers, journalism students, cutline writers, equipment carriers and other "assistants" for the sideline.



# Media Information



## Photo Credentials

Credentials for sideline photographers will be issued on the same basis or priority granted to working press:

- (1) Credentials are NON-TRANSFERABLE. The Independence Bowl Foundation reserves the right to revoke any credential used by an individual not fully accredited, or not in a working capacity.
- (2) Photo credentials and armbands must be worn in plain sight at all times. Persons with sideline access must secure armbands necessary for admittance to the field at the press entrance to the stadium, located at the "Pass Gate," in the southwest corner of Independence Stadium on game day.
- (3) Anyone wearing a photo credential and not shooting game action will be required to surrender their credential and leave the stadium immediately.
- (4) Photographers are permitted on either sideline or endline.
- (5) Persons with sideline access are not permitted within the TEAM BENCH AREA (inside the 25-yard lines) at any time. NO EXCEPTIONS. Persons in violation of this policy will be required to surrender their credential and leave the stadium.
- (6) Persons with sideline access must remain behind the 12-foot restraining line surrounding the playing field at all times. Photographers are not allowed on the playing field at any time.
- (7) No cameras are permitted in the sideline area other than those shooting in a working capacity for official media organizations.
- (8) All persons possessing photo credentials must have proper professional equipment and be shooting actual game action.
- (9) Television stations will be limited to one (1) sideline photo credential.
- (10) Credentials will not be issued to assistants or "grips."
- (11) Television standup reporters will not be permitted on the sideline during the game. With five minutes remaining in the game, media will be escorted to the field for postgame coverage.
- (12) Acceptance of credentials constitutes agreement by the bearer and his/her media organization to abide by the conditions as prescribed above by the Independence Bowl Foundation.
- (13) All credentials remain the property of the Independence Bowl Foundation and must be surrendered upon request.

## ESPN Television Policy

- (1) ESPN Sports has exclusive television rights to the 2013 AdvoCare V100 Bowl.
- (2) ESPN standup reporters and camera people with proper credentials will be permitted on the sidelines.
- (3) Beginning one hour before kickoff, there will be absolutely no live telecasts or transmissions from inside Independence Stadium. This blackout period will continue until ESPN has concluded its telecast.
- (4) Microwave transmissions are not permitted within the stadium. All satellite trucks must be positioned outside Independence Stadium.

## Media Accommodations and Services

**Media Headquarters:** The Homewood Suites in Shreveport will serve as this year's Media Headquarters. The Media Hospitality Room will begin operations on Monday, December 29 at 9 a.m. This room will be set up for the media with everything from media guides, daily practice notes and quotes, credentials and schedules for events, with updates throughout the week.

All rooms within the media block not guaranteed with a credit card or a deposit will be released on December 18 at 5 p.m.

To assure the group discount and availability of rooms, reservations must be received prior to December 18. Media must state that they are part of the AdvoCare V100 Bowl media block. All reservations must be made by either calling the hotel directly or booking online. Media can call the number listed below to reach reservations. Online reservations will also be available via [www.homewoodsuitesshreveport.com](http://www.homewoodsuitesshreveport.com). You will need a special code obtained through Stefan Nolet.

### **Homewood Suites**

5485 Financial Plaza  
Shreveport, LA 71129  
Phone: (318) 549-2000

**Credential Pickup:** Media representatives may claim credentials at the media headquarters beginning Monday, December 29, at 9 a.m. Individuals may claim all passes issued to his/her media organization. Lost or misplaced credentials will not be replaced. All media credentials remain the property of the Independence Bowl Foundation and must be surrendered upon request.

**Media Will Call:** Credentials will be transferred from the hotel to Independence Stadium by 8 a.m. on December 31. Media Will Call is located between gates 2 and 3 adjacent to the west side elevator at the entrance marked as "Media/Vendor Gate."

## Game Week Media Services

**Copy and Fax Service:** Copy and fax services will be available in the Media Hospitality Room at The Homewood Suites in Shreveport.

**Daily Practice Notes & Quotes:** The AdvoCare V100 Bowl will provide daily practice notes and quotes in the Media Hospitality Room from the participating teams after practices have concluded.

**Stadium Access:** Media wishing to enter Independence Stadium prior to gameday for television and radio reports and photographs, etc., at times other than scheduled practices, should contact Ronnie Hammond, stadium manager at (318) 673-5143.

**Media Access:** The media gate is located at the southwest side of Independence Stadium. The elevator to the press box and photo deck is located on the west side of the stadium between gates 2 and 3 at the entrance marked as "Media/Vendor Gate".

**Independence Stadium Press Box:** The press box area is located on levels P1 and P2 on the west side of the stadium. The main writers' room is located on P2, along with the two athletic director booths.

Photographers will need to show field security their sideline photo pass and armband in order to receive field access.

**Elevator:** A press box elevator is located on the west side of the stadium.



# Media Information

**Pre-Game Media Information:** Upon arrival at the stadium, media members will receive a media packet with game program, flip card, game-day notes, team notes and a media guide, at their seats.

**Statistics:** The Henderson State Sports Information staff will provide all statistical information for the 2013 AdvoCare V100 Bowl. The play-by-play account, quarter statistics, final statistics and coaches and player quotes will be distributed. Also, a play-by-play account of down and distance will be provided verbally over the press box public address system.

**Email:** Final stat packets and post-game quotes will be emailed to everyone who requested them through the SportsSystems credential application. If media members would like to have the statistics emailed to another address, an email request form needs to be filled out and forwarded to a member of the AdvoCare V100 Bowl media relations staff by the end of the third quarter.

**Internet:** Both wired and wireless Internet/email access are available in Independence Stadium. The press box as well as the media room are equipped for both. You must request this service ahead of time. Technicians from CenturyLink will be on hand beginning two hours prior to kickoff, to help with setup. We strongly suggest the use of an ethernet cable, which the AdvoCare V100 Bowl will provide.

**Outstanding Players:** The media will vote for the offensive and defensive players of the game. Ballots will be distributed to the media at the beginning of the third quarter. The ballots will be collected with five minutes remaining in the game.

**Meals:** A complimentary meal will be served to all working media members beginning two hours before kickoff. All media will be served in the media/interview room, located on ground level in the South Endzone of Independence Stadium.

## Television Stations

There will not be any live telecasts from inside the stadium beginning approximately one hour prior to kickoff, or as described in the ESPN guidelines. There will be absolutely no live broadcasts during the game. Microwave transmissions are not permitted within the stadium on gameday, and all satellite dishes must be positioned outside Independence Stadium in the TV/Satellite parking lot. All highlights of game action must be credited "Courtesy of ESPN."

**Satellite Truck Parking:** Parking spaces for satellite trucks adjacent to Independence Stadium are extremely limited. Please contact Ronnie Hammond at (318) 673-5143 as soon as possible to reserve a parking location and site specific needs.

**Photo Registration:** Photographers with sideline photo credentials must register and secure proper field identification at the beginning of the game at the media will call table at the "Media/Vendor Gate." Each photographer will be issued an armband, which MUST BE WORN, along with a sideline pass, in plain sight at all times.

**Sideline Restriction:** Photographers with sideline access are not permitted within the Team Bench Area (inside the 25-yard lines) at any time and must remain behind the restraining line surrounding the field.

**Photographer Policies:** The Independence Bowl Foundation reserves the right to restrict and/or rescind sideline passes from people who do not follow the above policies.

## Post Game

**Outstanding Players:** Working media will vote on the Offensive and Defensive Players of the Game in the fourth quarter. The recipients of these awards will be announced to the media at the conclusion of the game.

**Field Access:** Media members are allowed on the field with five minutes or less remaining in the game. The press elevator will initially leave with six minutes remaining in the game.

**Postgame Interviews:** After a brief cooling-off period, the head coaches, along with select players from each team, will be available in the media/interview room, which is located on the ground floor in the south endzone area.

The head coach and players from the losing team will be escorted to the post-game media/interview room approximately 15 minutes after the conclusion of the game.

The head coach and players from the winning team will be escorted to the media/interview room approximately five minutes after the head coach and players from the losing team have finished. Each head coach will make comments and then answer questions from the media. The sports information directors from the participating schools will determine if the locker rooms are open or closed. Media can request which players will be brought to the post-game interview room by filling out the request sheet in the media packet to be issued at the game. It is not guaranteed that every player requested will attend the post-game press conference.

**TV Post-Game Coverage:** Television stations covering the AdvoCare V100 Bowl will be allowed to shoot their own video from the media/interview room.

**Post-Game Quotes and Statistical Books:** Quote sheets from coaches and players attending the post-game interviews will be available to the media immediately following the post-game press conference in the main press box area and in the media/interview room. Statistical books consisting of a scoring summary, individual stats, team stats, quarter stats, descriptive play-by-play, drive charts, defensive stats, coaches and players quotes, and game records will be available as quickly as possible in the main press box area and in the media room. Everyone who requested credentials through SportsSystems will receive all postgame stats/quotes via email, following the game.



# Media Information



## Parking

Parking passes for media covering the 2013 AdvoCare V100 Bowl are available, but limited. A desire for a parking pass should be stated on your official credential request. Media parking will be in the Gold and Brown lots.

## Directions to Independence Stadium

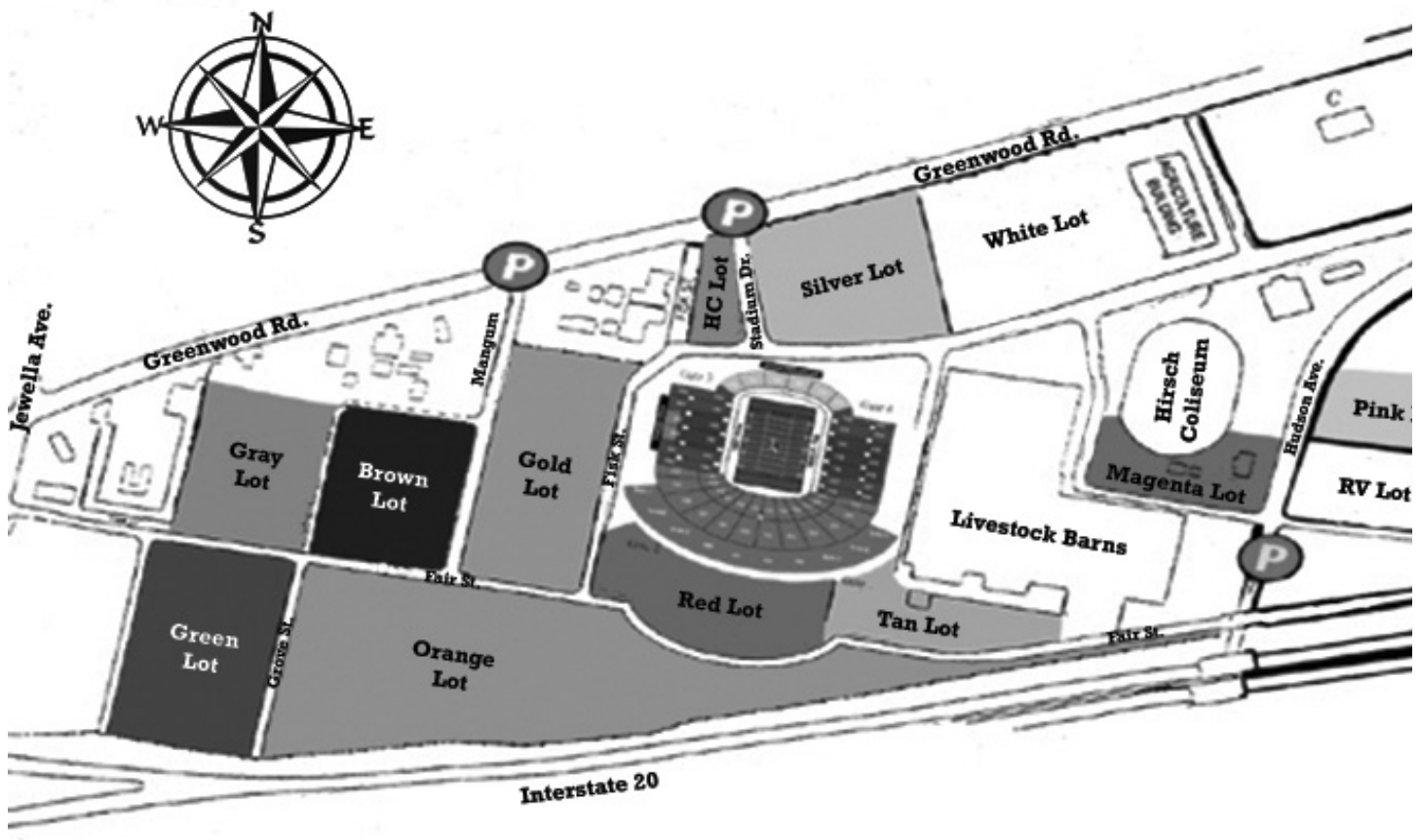
**From West of Shreveport:** Take Interstate 20 East. From I-20, take Exit 14 for Jewella Ave. and turn left onto Jewella Ave. Turn right onto Greenwood Rd. and then Right on Mangum St. Parking is on the left (Gold Lot) or right (Brown Lot).

**From East of Shreveport:** Take Interstate 20 West. From I-20, take Exit 14 for Jewella Ave. and turn right onto Jewella. Turn right onto Greenwood Rd. and then right onto Mangum St. Parking is on the left (Gold Lot) or right (Brown Lot).

**From Shreveport Regional Airport to stadium:** Exit the Airport by getting onto Monkhouse Dr. going north. Turn right onto the ramp for I-20 East. From I-20, take Exit 14 for Jewella Ave. and turn left onto Jewella Ave. Turn right onto Greenwood Rd. and then right on Mangum St. Parking is on the left (Gold Lot) or right (Brown Lot).

**From media hotel to stadium:** Turn right out of the hotel onto Buncombe Rd. Turn left onto W. 70th St. and go under the highway. Turn left onto the ramp for 3132 Inner Loop Expy. North. Once on the highway, take the ramp for I-20 East. From I-20, take Exit 14 for Jewella Ave. and turn left onto Jewella Ave. Turn right onto Greenwood Rd. and then right on Mangum St. Parking is on the left (Gold Lot) or right (Brown Lot).

## Parking Map





# Media Hotel - Homewood Suites

## Homewood Suites Shreveport

The Homewood Suites in Shreveport will serve as our official Media Headquarters. To assure the group discount and availability of rooms, reservations must be received prior to December 18 at 5 p.m. CST. Media must state that they are part of the Independence Bowl media block. All reservations must be made by either calling the hotel directly or booking online. Media can call (318) 549-2000 to reach reservations. Online reservations will also be available via [www.homewoodsuitesshreveport.com](http://www.homewoodsuitesshreveport.com). You will need a special code obtained through Stefan Nolet.

All rooms are priced at \$99/night plus tax. The Media Hospitality Room will offer visiting and local media members a place to unwind. You will also find media guides, bowl guides, and statistics from the two participating teams, along with daily practice information.

There is a sign-up sheet for the annual Ernest's media dinner, so be sure to sign up as soon as you check in, as availability is limited to the first 50.

We also offer a fax machine and copier for your convenience, as well as plenty of soft drinks, beer and snacks. Please check the media hospitality room for hours of operation.

## Directions to the Media Hotel

**From Shreveport Regional Airport to media hotel:** Exit the airport loop and turn left onto Hollywood Ave. The road will curve to the left and turn into Meriwether Rd. From Meriwether Rd., turn right onto W. 70th St. Go under the highway and take first right onto Buncombe Rd. Hotel will be on the left.

**From west of Shreveport:** Take Interstate 20 East. From I-20, take Exit 10 for Pines Rd. Turn right onto Pines Rd., then take immediate left onto Financial Plaza. Hotel will be on the right.

**From east of Shreveport:** Take Interstate 20 West. From I-20, take Exit 10 for Pines Rd. Turn left onto Pines Rd., then immediate left onto Financial Plaza. Hotel will be on the right.



## **Homewood Suites Shreveport**

5485 Financial Plaza  
Shreveport, LA 71129  
Phone: (318) 549-2000  
Fax: (318) 549-2001

[www.homewoodsuitesshreveport.com](http://www.homewoodsuitesshreveport.com)



- Complimentary Hot Suite Start Breakfast Buffet everyday
- Complimentary Welcome Home Reception, Mon – Thurs
- Light meal, beer and wine served
- Suite Shop Convenience Store open 24 hours
- 24 hour Business Center
- 24 hour Fitness Center
- Complimentary High Speed Internet Access
- Outdoor Pool and Jacuzzi
- Complimentary Airport Shuttle and within a 5 Mile Radius of Hotel



AdvoCare V100 Bowl Officials announced a two-year extension with ESPN in 2013, which will guarantee that Shreveport's postseason contest will be shown by "The Worldwide Leader in Sports" through 2019.

ESPN first televised the Independence Bowl in 1992, bringing Wake Forest's 39-35 victory over Oregon to a nationwide audience, and the game has since become a fixture on ESPN's "Bowl Week". The 2009 game between Texas A&M and Georgia, won by the Bulldogs 44-20, earned the distinction of being the highest-rated and most-viewed bowl game ever televised on ESPN2, as 2,333,664 households tuned in.

The 1997 Independence Bowl, which matched up LSU and Notre Dame, reached a 4.5 television rating. This marked the highest rating in the Bowl's history. The 1998, 1999, and 2000 Sanford Independence Bowls enjoyed a rare opportunity to capture the college football audience, as those games were the only bowl games on TV in the evening time slot on New Year's Eve.

Then in 2001 and 2002 the game was played on Dec. 27 in order to keep an unopposed time slot, before returning to New Year's Eve in 2003. This year's game is being televised by ESPN for the 22nd-straight year. Be sure to tune into the ESPN Family of Networks to catch all the games below:

<b>Bowl Game</b>	<b>Date / Time (ET)</b>	<b>Site</b>	<b>Matchup</b>	<b>Network</b>
Gildan New Mexico	Dec. 21 / 2 p.m.	Albuquerque, N.M.	Pac-12 vs. Mountain West	ESPN
Royal Purple Las Vegas	Dec. 21 / 3:30 p.m.	Las Vegas, Nev.	Mountain West vs. Pac-12	ABC
Famous Idaho Potato	Dec. 21 / 5:30 p.m.	Boise, Idaho	Mid-American vs. Mountain West	ESPN
R+L Carriers New Orleans	Dec. 21 / 9 p.m.	New Orleans, La.	Conference USA vs. Sun Belt	ESPN
Beef 'O' Brady's	Dec. 23 / 2 p.m.	St. Petersburg, Fla.	Conference USA vs. American	ESPN
Sheraton Hawai'i	Dec. 24 / 8 p.m.	Honolulu, Ha.	Conference USA vs. Mountain West	ESPN
Little Caesars Pizza	Dec. 26 / 6 p.m.	Detroit, Mich.	Mid-American vs. Big Ten	ESPN
San Diego County Credit Union Poinsettia	Dec. 26 / 9:30 p.m.	San Diego, Calif.	Army vs. Mountain West	ESPN
Military presented by Northrop Grumman	Dec. 27 / 2:30 p.m.	Annapolis, Md.	Conference USA vs. ACC	ESPN
Texas	Dec. 27 / 6:30 p.m.	Houston, Texas	Big Ten vs. Big 12	ESPN
Kraft Fight Hunger	Dec. 27 / 9:30 p.m.	San Francisco, Calif.	BYU vs. Pac-12	ESPN
New Era Pinstripe	Dec. 28 / 12 p.m.	Bronx, N.Y.	American vs. Big 12	ESPN
Belk	Dec. 28 / 3:20 p.m.	Charlotte, N.C.	American vs. ACC	ESPN
Russell Athletic	Dec. 28 / 6:45 p.m.	Orlando, Fla.	ACC vs. American	ESPN
Buffalo Wild Wings	Dec. 28 / 10:15 p.m.	Tempe, Ariz.	Big Ten vs. Big 12	ESPN
Bell Helicopter Armed Forces	Dec. 30 / 11:45 a.m.	Fort Worth, Texas	Mountain West vs. Navy	ESPN
Franklin American Mortgage Music City	Dec. 30 / 3:15 p.m.	Nashville, Tenn.	SEC vs. ACC	ESPN
Valero Alamo	Dec. 30 / 6:45 p.m.	San Antonio, Texas	Pac-12 vs. Big 12	ESPN
National University Holiday	Dec. 30 / 10:15 p.m.	San Diego, Calif.	Big 12 vs. Pac-12	ESPN
<b>AdvoCare V100</b>	<b>Dec. 31 / 12:30 p.m.</b>	<b>Shreveport, La.</b>	<b>ACC vs. SEC</b>	<b>ESPN</b>
AutoZone Liberty	Dec. 31 / 4 p.m.	Memphis, Tenn.	Conference USA/American vs. SEC	ESPN
Chick-fil-A	Dec. 31 / 8 p.m.	Atlanta, Ga.	ACC vs. SEC	ESPN
TaxSlayer.com Gator	Jan. 1 / 12 p.m.	Jacksonville, Fla.	Big Ten vs. SEC	ESPN2
Heart of Dallas	Jan. 1 / 12 p.m.	Dallas, Texas	Big Ten vs. Conference USA	ESPN
Capital One	Jan. 1 / 1 p.m.	Orlando, Fla.	Big Ten vs. SEC	ABC
Outback	Jan. 1 / 1 p.m.	Tampa, Fla.	Big Ten vs. SEC	ESPN
Rose Bowl Game presented by VIZIO	Jan. 1 / 5 p.m.	Pasadena, Calif.	BCS vs. BCS	ESPN
Tostitos Fiesta	Jan. 1 / 8:30 p.m.	Glendale, Ariz.	BCS vs. BCS	ESPN
Allstate Sugar	Jan. 2 / 8:30 p.m.	New Orleans, La.	BCS vs. BCS	ESPN
Discover Orange	Jan. 3 / 8 p.m.	Miami Gardens, Fla.	BCS vs. BCS	ESPN
BBVA Compass	Jan. 4 / 1 p.m.	Birmingham, Ala.	SEC vs. American	ESPN
GoDaddy.com	Jan. 5 / 9 p.m.	Mobile, Ala.	Sun Belt vs. Mid-American	ESPN
VIZIO BCS National Championship	Jan. 6 / 8:30 p.m.	Pasadena, Calif.	BCS No. 1 vs. BCS No. 2	ESPN



# Conference Partner Information



Media Contact: Amy Yakola  
Phone: (336) 854-8787  
Email: ayakola@theacc.org



Media Contact: Chuck Dunlap  
Phone: (205) 458-3000  
Email: CDunlap@sec.org

**Founded:** 1953

**Member Institutions:** Boston College, Clemson, Duke, Florida State, Georgia Tech, Maryland, Miami, North Carolina, North Carolina State, Pittsburgh, Syracuse, Virginia, Virginia Tech, Wake Forest

**Office Address:** 4512 Weybridge Lane  
Greensboro, NC 27407

**Phone:** (336) 854-8787

**Communications/Advanced Media:** (336) 851-6062

**Football Communications Fax:** (336) 369-1211

**Website:** www.theACC.com

**Commissioner:** John Swofford

**Exec. Assistant to the Commissioner:** Cecilia DiAmico

**Sr. Assoc. Comm./Finance:** Jeff Elliott

**Sr. Assoc. Comm./Women's Basketball Operations:**  
Nora Lynn Finch

**Sr. Assoc. Comm./Men's Basketball Operations:** Karl Hicks

**Sr. Assoc. Comm./Compliance & Governance,**

**Human Relations:** Brad Hostetter

**Sr. Assoc. Comm./Brand Marketing:** Tim Lynde

**Sr. Assoc. Comm./Championships & Senior Woman**  
**Administrator:** Kris Pierce

**Sr. Assoc. Comm./Football Operations:** Michael Strickland

**Sr. Assoc. Comm./Communications and Public Relations:**  
Amy Yakola

**Assoc. Comm./Football Communications:** Mike Finn

**Assoc. Comm./Men's Basketball Communications:**  
Brian Morrison

**Asst. Comm./Compliance & Governance:** Matt Burgemeister

**Asst. Comm./Championships:** Lee Butler

**Asst. Comm./Advanced Media:** Scott McBurney

**Asst. Comm./Football, Multimedia & Legal Affairs:** Ben Tario

**Coordinator/Football Officials:** Doug Rhoads

**Coordinator/Men's Basketball Officials:**

John Clougherty

**Coordinator/Women's Basketball Officials:**

Charlene Curtis

**Dir. Student-Athlete Programs & Compliance:**

Shamaree Brown

**Dir. Football Operations:** Alyssa Francona

**Dir. Compliance:** Mary Giardina

**Dir. Women's Basketball Operations:** Brad Hecker

**Dir. Business Operations:** Lynne Herndon

**Dir. Men's Basketball Operations:** Mary Beth Koettters

**Dir. Championships:** Donald Moore

**Dir. Information Systems:** Christina Tracey

**Assoc. Dir. Communications:** Steve Phillips

**Assoc. Dir. Communications:** Amy Ufnowski

**Assoc. Dir. Advanced Media:** Steve "Slim" Vollinger

**Asst. Dir. Championships:** Ashley Champigny

**Asst. Dir. Women's Basketball:** Alyssa Duke

**Asst. Dir. Communications:** George Lane

**Asst. Dir. Marketing:** Ken Marra

**Office Coordinator & Desktop Publishing:** Emily Watkins

**Website Coordinator:** Heather Hirschman

**Coord./Finance & Administration:** Susan Anthony

**Coord./Championships:** Jennie Barrett

**Coord./Student Athlete Programs, Compliance &**

**Governance, Human Resources:** Tracey Haith

**Coord./Communications & Public Relations:** Marianne Schroer

**Asst. Coord./Men's Basketball Operations & Officiating:**

Eden Cassidy

## Most Bowl Appearances

1. Alabama	60
2. Texas	51
3. Nebraska	49
4. Tennessee	49
5. USC	48
6. Georgia	48
7. Oklahoma	46
8. LSU	44
9. Penn State	44
10. Ohio State	42
11. Michigan	42
12. Florida State	41
13. Georgia Tech	41
14. Florida	40
15. Arkansas	39
16. Auburn	37
17. Clemson	35
18. Texas Tech	35
19. Miami	34
20. Ole Miss	34
21. Texas A&M	34
22. Notre Dame	32
23. UCLA	32
24. Washington	32
25. West Virginia	32
26. BYU	31

## Most Bowl Victories

1. Alabama	35
2. USC	31
3. Georgia	27
4. Oklahoma	27
5. Texas	27
6. Florida State	25
7. Tennessee	25
8. Nebraska	24
9. Georgia Tech	23
10. Auburn	22
11. LSU	22
12. Ole Miss	22
13. Penn State	21
14. Florida	20
15. Michigan	20
16. Ohio State	19
17. Miami	18
18. Clemson	17
19. Notre Dame	15
20. Washington	15
21. Oklahoma State	15
22. Texas A&M	15
23. Iowa	14
24. N.C. State	14
25. Syracuse	14
26. UCLA	14
27. West Virginia	14

**Founded:** 1932

**Member Institutions:** Alabama, Arkansas, Auburn, Florida, Georgia, Kentucky, LSU, Mississippi, Mississippi State, Missouri, South Carolina, Tennessee, Texas A&M, Vanderbilt

**Office Address:** 2201 Richard Arlington Blvd. North  
Birmingham, AL 35203

**Phone:** (205) 458-3000

**Fax:** (205) 458-3031

**Website:** www.secdigitalnetwork.com

**Commissioner:** Mike Slive

**Exec. Assoc. Comm./CEO:** Greg Sankey

**Exec. Assoc. Comm./CFO:** Mark Womack

**Assoc. Comm./Sports Administration, SWA:** Tiffany Daniels

**Assoc. Comm./SEC Network Relations:** Charlie Hussey

**Assoc. Comm./Communications:** Herb Vincent

**Assoc. Comm./Men's Basketball:** Mark Whitworth

**Asst. Comm./Championships:** Leslie Claybrook

**Asst. Comm./Legislative Services:** Gil Grimes

**Asst. Comm./Compliance:** Will Lawler

**Asst. Comm./Championships:** Craig Mattox

**Asst. Comm./Finance:** Chris Waldsmith

**Exec. Assoc. to the Comm.:** Kathryn Poe-Switzer

**Exec. Dir./SECU:** Torie Johnson

**Dir./Communications:** Craig Pinkerton

**Dir. of Video/Creative Services:** B.C. Romano

**Assoc. Dir. of Officiating Administration:**

Sylvia Hagan Barnes

**Assoc. Dir./Communications:** Chuck Dunlap

**Assoc. Dir./Communications:** Tammy Wilson

**Asst. Dir./Communications:** Sean Cartell

**Asst. Dir./Video & Creative Services:** Cole Cunningham

**Asst. Dir./Championship Ticket Operations:**

John Gibson

**Asst. Dir./Compliance:** Marianne Jenkins

**Asst. Dir./Communications:** Chevonne Mansfield

**Asst. Dir./Championships:** Tre Stallings

**Asst. Dir./Football Administration:** Ginny Thomas

**Asst. Dir./SECU:** Bryan Welbourne

**Championships Asst.:** Jordan Chestnut

**Administrative Asst./SECU:** Lori McDanal

**External Affairs & Marketing Asst.:** Brett Nolen

**Compliance Asst.:** Taylor Steedman

**Receptionist:** Brenda Gray

**Consultant to the Commissioner for Basketball:**

C.M. Newton

**Consultant to the Commissioner for Television:**

Larry Templeton

**Legends Program Coordinator:**

Jamey Cavacini-Vincent

## Most Bowl Appearances

1. Alabama	60
2. Texas	51
3. Nebraska	49
4. Tennessee	49
5. USC	48
6. Georgia	48
7. Oklahoma	46
8. LSU	44
9. Penn State	44
10. Ohio State	42
11. Michigan	42
12. Florida State	41
13. Georgia Tech	41
14. Florida	40
15. Arkansas	39
16. Auburn	37
17. Clemson	35
18. Texas Tech	35
19. Miami	34
20. Ole Miss	34
21. Texas A&M	34
22. Notre Dame	32
23. UCLA	32
24. Washington	32
25. West Virginia	32
26. BYU	31

## Most Bowl Victories

1. Alabama	35
2. USC	31
3. Georgia	27
4. Oklahoma	27
5. Texas	27
6. Florida State	25
7. Tennessee	25
8. Nebraska	24
9. Georgia Tech	23
10. Auburn	22
11. LSU	22
12. Ole Miss	22
13. Penn State	21
14. Florida	20
15. Michigan	20
16. Ohio State	19
17. Miami	18
18. Clemson	17
19. Notre Dame	15
20. Washington	15
21. Oklahoma State	15
22. Texas A&M	15
23. Iowa	14
24. N.C. State	14
25. Syracuse	14
26. UCLA	14
27. West Virginia	14



# Spirit of Independence Award



## Omar N. Bradley “Spirit of Independence Award”

The Sports Foundation developed the patriotic theme, which is so prominent today in the annual postseason football classic's activities. Foundation directors decided to recognize an outstanding American citizen each year, with the “Spirit of Independence Award.” The first recipient was General Omar N. Bradley, the only living five-star general in the United States at that time.

The portrait of the man reveals a combination of honesty, strength and determination in a face also able to yield to a subtle humor when the occasion merited. Bradley and his successors symbolize the “Spirit of Freedom and Independence,” which the award was established to recognize.

The following year, and until his death, General Bradley presented the “Spirit of Independence Award” to his fellow recipients. After his death, the General's name was added to the award.

### *Other honorees have included:*

John Wayne, 1978  
 Bob Hope, 1979  
 Paul Harvey, 1980  
 President Ronald Reagan, 1981  
 Art Linkletter, 1982  
 Danny Thomas, 1983  
 U.S. Air Force Thunderbirds, Demonstration Squadron, 1984  
 Vietnam Veterans, 1985  
 National Aeronautics and Space Administration, 1986  
 Brigadier General (USAF Retired) Charles E. Yeager, 1987  
 Eddie Robinson, 1988  
 Harlem Globetrotters, 1989  
 Boy Scouts of America, 1990  
 Barksdale Air Force Base, 1991  
 Shriner's Hospital for Children, 1992  
 Sandra Day O'Connor, 1993  
 YMCA (Young Men's Christian Assoc.), 1994  
 American Red Cross, 1995  
 Veterans of Foreign Wars, 1996  
 Fallen Law Enforcement Officers, 1997  
 Firefighters of America, 1998  
 World War II Veterans, 1999  
 General Gabriel P. Disosway, 2000  
 Heroes of New York City, 2001  
 Congressional Medal of Honor Society, 2002  
 Hal Sutton, 2003  
 General Tommy Franks, 2004  
 General Russel Honore, 2005  
 General Harold Moore, 2006  
 Shreveport-Bossier Community Renewal, 2007  
 “Team Hoyt,” 2008  
 The National Football Foundation, 2009  
 St. Jude's Children's Research Hospital, 2010  
 General Charles C. “Hondo” Campbell, 2011  
 Wounded Warrior Project, 2012  
 Doolittle Raiders, 2013

**1978: John Wayne** made one of his last public appearances at the 1978 Independence Bowl. Of the award, he said: “You may find many a man more worthy to honor...but you'll never find one so grateful.”

**1979:** In selecting **Bob Hope**, the committee noted: “Mr. Hope is legendary. What he has done for America's service men and women in the last five decades is incredible...He has given himself unselfishly to entertain and maintain the morale of our fighting men and women during our many conflicts.”

**1980:** News commentator **Paul Harvey**, after attending the 1980 game to receive his award, again expressed his appreciation and recognized the Independence Bowl over his thrice-daily nationally-broadcast radio news program.

**1981: President Ronald Reagan** accepted his bust of General Bradley via video tape after the alleged threat of a Libyan attack required the Secret Service to limit his travel.

**1982:** Braving plunging temperatures and gusty winds, **Art Linkletter** donned warm weather gear to accept his award on the playing field during halftime at the 1982 Independence Bowl.

**1983: Danny Thomas**, in expressing gratitude for his Bradley award, recalled his personal friendship with the General, dating back to the entertainer's USO tour days of World War II.

**1984: The Thunderbirds**, as “Ambassadors in Blue” for all Americans, were singled out for being the epitome of the nation's Air Force community and representing the best of what can be accomplished through teamwork. They received the award following their triumphant 1984 international tour, the first overseas appearance by the Thunderbirds in 13 years.

**1985:** All **Veterans of the Vietnam War** were honored for their patriotism, sacrifices and dedication to the principles of American freedom, 10 years after the war in Asia came to a conclusion.

**1986:** In 1986, it was the **National Aeronautics and Space Administration**, “for its contributions in science to the betterment of all mankind.”

**1987: Brigadier General Charles E. (Chuck) Yeager (USAF, Ret.)** was the 1987 honoree for his

accomplishments in aviation history, most notably becoming the first man to break the sound barrier.

**1988:** Grambling State University head football coach **Eddie Robinson** was the 1988 Bradley award recipient. Named because of his immense contributions to college football, Robinson became the winningest coach in college football history, surpassing both Paul “Bear” Bryant and Pop Warner.



Veterans of the Vietnam War, 1985

**1989:** In 1989, the **Harlem Globetrotters** were honored for the joy and excitement they bring to people of all ages as American ambassadors all over the world.

**1990: The Boy Scouts of America** had 7,000 in attendance at the 1990 game to receive the award.

With Congress' designation of 1990 as the year of the Eagle Scout, and the Boy Scout program's emphasis on good citizenship and community service, the committee felt they were a group of young people trying to make this a better country.

**1991:** In 1991, **Barksdale Air Force Base** in Bossier City was honored. This honor precluded, by about three weeks, a nighttime bombing run by Barksdale B-52s, which began the successful Persian Gulf War. Barksdale has been a thriving mainstay in the Shreveport-Bossier City area since 1933.

**1992:** In 1992 the **Shriner's Hospitals** were honored. Shreveport serves as the home of the original Shriner's Hospital for Crippled Children, opened in 1922. There are currently 22 Shriner's Hospitals throughout the United States, three of which are burn hospitals, while the other 19 are orthopedic units. Children are treated for ailments such as cerebral palsy, spina bifida and scoliosis among many others. The local Shriner's Hospital treats as many as 7,500 children each year, coming from the United States, Mexico and Central America. This institute is now called the Shriner's Hospital for Children.

**1993: Supreme Court Justice Sandra Day O'Connor** became the first female recipient of the prestigious Omar Bradley “Spirit of Independence Award.” Her confidence and determination to overcome gender bias and barriers has been a great inspiration for many Americans.

**1994: The Young Men's Christian Association (YMCA)** was recognized during its 150th anniversary as a worldwide movement. The YMCA is the largest non-profit community



# Spirit of Independence Award

service organization in America. It works to meet the health and social service needs of 13.5 million people.

**1995:** For more than 75 years, the Northwest Louisiana Chapter of the **American Red Cross** has provided emergency aid such as food, shelter, clothing and medical assistance to victims of natural and man-made disasters, and in 1995 this organization became the 18th Omar Bradley Award recipient. The Red Cross, a humanitarian organization led by volunteers, provides relief to victims of disasters and helps people prevent, prepare for, and respond to emergencies.

**1996: The Veterans of Foreign Wars**, with over 2 million members, was honored as the 1996 recipient of the Omar Bradley award. What a fitting tribute to those who have served their country abroad, in an effort to protect the freedoms that we all enjoy and often take for granted.

**1997:** Each day 700,000 sworn law enforcement officers put on their respective uniforms and put their lives on the line as they take on the responsibility of serving and protecting citizens throughout the United States. That is why the **Fallen Law Enforcement Officers** became the 1997 recipient of the Omar Bradley Award. Dating back to 1794, when Marshal Robert Forsyth became the first known officer ever to die in the line of duty, men and women have taken on the task of law enforcement with the knowledge that each day could be their last. But still, they proudly wear their uniforms and do their jobs, even when many don't get the respect they deserve as law enforcement officers.

**1998:** Every year in the United States about 100 **American Firefighters** are killed in the line of duty and another 87,000 are injured. A career that once had a mission statement of saving lives and protecting property has now taken on a much broader meaning. In 1998 the Sanford Independence Bowl honored the nation's Firefighters for their dedication and protection.

**1999:** Whether it was the men who stormed Normandy on D-Day or the women who flew transport missions, the **Veterans of World War II** were part of what has been described as the most defining event of the 20th century in American history. World War II brought out the ultimate spirit, sacrifice and commitment of the American people to the common defense of the nation and to the broader causes of peace and freedom from tyranny throughout the world.

**2000:** Before retiring in 1968, **General Gabriel P. Disosway** finished a distinguished military career by serving as commander of the U.S. Air Force Tactical Air Command, which is charged with maintaining peak combat efficiency in the tactical missions of fighter, reconnaissance and assault airlift. It further trains air and ground crews as required for the overseas commands of U.S. Air Forces in Europe and Pacific Air Forces. A native of Pomona, Calif., General Disosway graduated from Wichita Falls High School, in Wichita Falls, Texas in 1927 and then attended the University of Oklahoma. He entered the U.S. Military

Academy in July 1929, graduated and was commissioned a second lieutenant of Field Artillery in June 1933. He achieved the rank of General (4-star) in 1963.

**2001:** On September 11, 2001, the lives of all Americans, and especially New Yorkers, changed forever. The destruction of the twin

towers and other buildings in the World Trade Center changed not only the skyline of Manhattan, but also the entire free world. The staggering list of those missing and presumed dead at the World Trade Center exceeds 3,000, including some 350 **New York City Firefighters**, 40 **New York City Police Officers** and at least 30 members of the **Port Authority**. Despite the extreme horror of that day's event, we saw the extraordinary valor of firefighters, police officers, emergency service workers, parks enforcement patrol officers, medical personnel, construction workers, ordinary citizens and many others who ran to the disaster scene to help. Many of these people ran into the collapsing towers to pull people out. The entire City of New York refused to give in to the chaos caused by a few madmen.

**2002:** The **Congressional Medal Of Honor Society** of the United States of America is perhaps the "most exclusive organization" in our country... it is certainly one of the most unique. Its small membership includes men of all races, social classes and economic levels. They range in stature from 5'2" to 6'5", in age from 48 to 90, and they live in all areas of our Country. Among them are scholars and ordinary men, successful entrepreneurs and struggling laborers, ministers and misfits, very rich to very poor. No amount

of money, power or influence can buy one's rite of passage to this exclusive circle, and unlike almost any other organization, this group's members hope that there will be NO MORE INDUCTEES. Beyond this attitude towards recruitment, about all they have in common is a passionate love for the United States of America and the distinct honor of wearing our Nation's highest award for military valor, The Medal of Honor.

**2003:** Shreveport's own **Hal Sutton** was chosen as the 2003 recipient of the Omar N. Bradley "Spirit of Independence Award," for being named the 2004 U.S. Ryder Cup team captain, as well as his stellar play and leadership throughout his career in international competition. Sutton has been a member of four Ryder Cup Teams, in 1985, 1987, 1999, and 2001, and has compiled a record of 7 wins, 5 losses and 4 halves. He was named PGA Player-of-the-Year in 1983, only his second season on tour, and won the 1980 U.S. Amateur Championship. Along with his Ryder Cup participation, Sutton was also named to the 1988 and 2000 Presidents Cup teams; the 1979 and 1981 Walker Cup Teams; and the 1986 Nissan Cup Team. He formed the Hal Sutton Foundation in an effort to give back to the Shreveport community, which has supported him throughout his career. The Foundation has evolved into an organization that will financially support improving children's healthcare, in particular the building of a children's hospital in Shreveport, La.

**2004:** Independence Bowl officials were thrilled to announce retired four-star **General Tommy Franks** as the 2004 recipient of the Omar N. Bradley "Spirit of Independence Award." Since its inception in 1978, this honor has been bestowed

upon outstanding American citizens who symbolize the spirit of freedom and independence. Referred to as the "soldier's soldier," Franks ended his 38-year military career on August 1, 2003. During that span he served in four wars, was awarded three purple hearts and four Legion of Merit medals, earned an undergraduate degree

in business administration and a Master's in public administration and most recently spearheaded military operations in Iraq and Afghanistan after the September 11th attacks, as commander-in-chief of U.S. Central Command. He was named Knight Commander of the Order of the British Empire this past May and is currently on tour promoting his memoirs – "American Soldier," released in '04.



Fallen Law Enforcement Officers, 1997



General Russel Honore, 2005



# Spirit of Independence Award



**2005: General Russel Honore**, a native of Lakeland, La., is one of the country's most decorated and experienced military figures. Most recently, General Honore served as Commander, Standing Joint Force Headquarters- Homeland Security, U.S. Northern Command. General Honore took charge and lead countless volunteers in the Hurricane Katrina and Rita recovery operation in the late summer and fall of 2005. Under Honore's direction, thousands of stranded citizens were provided for and rescued from the Gulf Coast region following arguably the most devastating and destructive natural disaster in our nation's history. Honore has served in a variety of command and staff positions throughout his distinguished career. His overseas assignments include tours in both Korea and Germany. He served as Commanding General, 2nd Infantry Division in Korea; Vice Director for Operations, J-3, The Joint Staff, Washington D.C.; Deputy Commanding General and Assistant Commandant, United States Army Infantry center and School, Fort Benning, Georgia; and Assistant Division Commander, Maneuver/Support 1st Cavalry Division, Fort Hood, Texas. General Honore's awards and distinctions include the Defense Distinguished Service Medal, the Defense Superior Service Medal, the Legion of Merit with four Oak Leaf Clusters, the Bronze Star Medal, the Defense Meritorious Service Medal, the Meritorious Service Medal with three Oak Leaf Clusters, and the Army Commendation Medal with three Oak Leaf Clusters.

**2006: General Harold Moore**, a native of Bardstown, Ky., retired as a 3-star General from the Army in 1977 after more than 32 years of

active service. Moore was commissioned a 2nd Lieutenant of Infantry in 1945 and proceeded to serve and command at all levels from Platoon through Division. Moore researched and wrote a book, "We Were Soldiers Once...and Young" in 1992. He and his co-author, Joe Galloway of US News and World Report, began working on the book in 1982. The book focused on the first major battle of the Vietnam War, the "Battle of la Drang" from Nov. 14-16, 1965 in Vietnam. The book, which spent 17 weeks on the New York Times bestseller list after its release, was made into a movie in 2002, with famed actor Mel Gibson playing the character of Gen. Moore. Galloway and Moore each participated in the "Battle of la Drang", with Moore serving as Battalion Commander on the ground and Galloway as a UPI correspondent. Moore attended George Washington University for two years and then received his military appointment in 1942 and graduated from West Point in 1945. He also attended graduate studies at both George Washington and Harvard Universities. Moore was the first of his class (1945) to be promoted to brigadier general, major general, and lieutenant general. Moore served in the Korean War as a Company Commander and Regimental S3 (7th Division), and served in Vietnam as a Battalion and Brigade Commander (1st Cav.). Moore was also Commanding General of the 7th Infantry Division in Korea and Commander of Ft. Ord, Calif. He also served as the Deputy Chief of Staff for Personnel, Department of the Army. Moore was the recipient of the "2003 USO Patriot Award", two Combat Infantryman Badges, and the Distinguished Service Cross (United States). Moore was also named a Master Paratrooper.

The larger-than-life bronze bust of General Bradley was created by the late Frank Eliscu of Sarasota, Florida.

The nationally renowned sculptor is best known for his creation of the Heisman Trophy, annually presented by the Downtown Athletic Club of New York to the nation's outstanding collegiate football player.



Moore also received appointment to the Honorary Grade of Rifle Platoon Sergeant by the Sergeants-major of the 3rd Brigade, 1st CAV in Vietnam.

**2007: Shreveport-Bossier Community Renewal.** Since its founding, Community Renewal has touched the lives of more than 1,700 at-risk youth. The organization connects caring partners who turn their neighborhoods into safe havens of friendship and support. More than 25,000 people have joined the "We Care" team and over 850 have been trained to serve as Haven House leaders who help renew the city one neighbor and one city block at a time. Shreveport-Bossier Community Renewal believes that communities are revitalized through three strategies: The Renewal Team, which connects individuals, businesses, churches and others to create a more caring community; Haven House, which enlists residents to reach out to neighbors on the street where they live; and Friendship House, which brings hope to long-neglected neighborhoods struggling with crime, drugs, and unemployment. Other cities, such as Austin and Abilene, Texas, are now copying the model and bringing renewal to their communities. The National Center for Community Renewal is in development and will be based in a downtown Shreveport building that was donated to the organization.

**2008: "Team Hoyt":** a father-son combination of Dick and Rick Hoyt from Massachusetts that travels the world to compete in marathons and triathlons including the "Ironman" - that daunting, almost superhuman, combination of 26.2 miles of running, 112 miles of bicycling, and 2.4 miles of swimming. Together they have climbed mountains, and once trekked 3,735 miles across America. Rick, with the help of his dad, has competed in the Boston Marathon 26 times, and in Ironman Triathlons six times. The Hoyts have competed in over 965 athletic events in the last 28 years. The goal of "Team Hoyt" is to integrate the physically challenged into everyday life. One way to accomplish this is to educate the able-bodied, making them more aware of the issues that the disabled face every day. Another is by actively helping the disabled to participate in activities that would otherwise be inaccessible to them. Team Hoyt targets both of these areas. For the past 28 years Dick, who is 68 and a retired lieutenant colonel in the military for over 37 years, has pushed and pulled his son across the country and over hundreds of finish lines. When Dick runs, Rick is in a wheelchair that Dick is pushing.

One of the great American generals of the second World War, Omar N. Bradley signifies the "Spirit of Independence" award through dedication, courage and service to his country.

A 1915 graduate of West Point, Bradley retired from the Army in 1953 with the rank of five-star general. Bradley was a commandant of the infantry school (Fort Benning, Ga.) and the commander of the 82nd and 28th divisions. As commander of II Corps he played a major role in the victory at Tunisia in 1943. His forces also were involved in the capture of the island of Sicily in August, 1943.

Following D-Day, Bradley commanded the 12th Army Group which played a significant role in the defeat of the Germans in Europe. His forces liberated Paris on August 25, 1944.

During his career, Bradley earned a reputation as being one of the best infantry commanders in World War II.

Bradley's post-war duties involved running the Veteran's Administration (1945-47), and serving as Army Chief of Staff (1948-1953). Bradley, in his military assignment, replaced General Douglas MacArthur as the supreme allied commander in Korea. He also served as chairman of the board for the Bullova Watch Company.

A classmate and friend of General Dwight Eisenhower, Bradley received his fifth general's star in 1950. His 1915 class at West Point was named the "class the stars fell on," as 36% of the 164 graduates in that year attained the rank of brigadier general or higher.







# Spirit of Independence Award

When Dick cycles, Rick is in a seat-pod attached to the front of the bike. When Dick swims, Rick is in a small but heavy, firmly stabilized boat being pulled by Dick. At Rick's birth in 1962 the umbilical cord coiled around his neck and cut off oxygen to his brain. Dick and his wife at the time, Judy, were told that there would be no hope for their child's development. At age 46 Rick is a graduate of Boston University with a degree in Special Education. The Hoyts have appeared on HBO's "Real Sports with Bryant Gumbel," where their segment recently won a Sports Emmy Award for Best Long feature. Team Hoyt also travels the world speaking out about people with disabilities and promoting the Team Hoyt motto, "Yes You Can."

**2009: The National Football Foundation's** mission "is to promote and develop the power of amateur football in developing the qualities of leadership, sportsmanship, competitive zeal and the drive for academic excellence in America's young people." Founded in 1947 with leadership from General Douglas MacArthur, legendary Army coach Earl "Red" Blaik and immortal journalist Grantland Rice, The National Football Foundation & College Hall of Fame, a non-profit educational organization, runs programs designed to use the power of amateur football in developing scholarship, citizenship and athletic achievement in young people. With 121 chapters and 12,000 members nationwide, NFF programs include the College Football Hall of Fame in South Bend, Ind., Play It Smart, the NFF Hampshire Honor Society, the NFF National Scholar-Athlete Alumni Association, the NFF Gridiron Clubs of New York City, Dallas, and Los Angeles, and scholarships of over \$1 million for college and high school scholar-athletes. The NFF presents the MacArthur Trophy, the Draddy Trophy, presented by HealthSouth, and releases the Bowl Championship Series (BCS) Standings.

**2010: The mission of the St. Jude Children's Research Hospital** "is to find cures, and means of prevention, for pediatric cancer and other catastrophic diseases through research and treatment." St. Jude Children's Research Hospital opened in February, 1962 in Memphis, Tenn., and was founded by entertainer and 1983 Bradley recipient Danny Thomas. St. Jude Children's Research Hospital is one of the world's premier pediatric cancer research centers and has earned top rankings from *Parents* magazine, *The Scientist*, and *U.S. News and World Report*. In 2010, St. Jude was named No. 1 pediatric cancer hospital by *U.S. News and World Report*. St. Jude Children's Research Hospital is the first and only National Cancer Institute-designated Comprehensive Cancer Center devoted solely to children. St. Jude freely shares its discoveries, publishing more research articles than any other pediatric cancer research center in the United States. St. Jude treats more than 5,700 patients annually and is the only pediatric cancer research center that pays for all treatment not covered by insurance. St. Jude Children's Research Hospital has treated children

from all 50 states and from around the world. St. Jude is both a pediatric hospital dedicated to the care of children with catastrophic illnesses and a research institution focused on discoveries to further advance the treatment of these diseases.

**2011: General Charles C. "Hondo" Campbell**, a Shreveport native, is the 35th recipient of the award. Gen. Campbell retired on Aug. 1, 2010 after 40 years of service in the U.S. Army. He was leader of the U.S. Army Forces Command from Jan. 9, 2007 until his retirement. Gen. Campbell was the 17th Commanding General, United States Army Forces Command (FORSCOM). He previously served as FORSCOM's Deputy Commanding General and Chief of Staff from April 26, 2006 to Jan. 8, 2007. He earned his commission through ROTC at LSU. His initial assignment was as an instructor at the Infantry Training Command (Provisional), United States Army Training Center Infantry, Fort Ord, Calif. Following Special Forces training, Campbell went on to teach tactics at Forces Armee' National Khmere Training Command, Army Advisory Group, Phouc Tuy Training Battalion, United States Army, Vietnam. He subsequently served as Special Forces A-Detachment Executive Officer and Commander in Vietnam. His succeeding commands include a Combat Support in the 2d Armored Division, Fort Hood, Texas; a Tank Battalion in the 3d Armored Division, Germany; and an Armored Brigade in the 2d Infantry Division, Republic of Korea. He was also the Commanding General of the 7th Infantry Division at Fort Carson, Colorado and the Commanding General, Eighth

Army, Republic of Korea. Campbell's military awards and decorations include a Distinguished Medal of Service (with Oak Leaf Cluster), Defense Superior Service Medal, Legion of Merit (with 3 Oak Leaf Clusters), Bronze Star, Meritorious Service Medal (with 5 Oak Leaf Clusters), Army Commendation Medal (with Oak Leaf Cluster), Army Achievement Medal, Special Forces Tab, and Parachutist Badge (United States).

**2012: Wounded Warrior Project®** began when several veterans and friends, moved by stories of the first wounded service members returning home from Afghanistan and Iraq, took action to help others in need. What started as a program to provide comfort items to wounded service members has grown into a complete rehabilitative effort to assist them as they recover and transition back to civilian life. Tens of thousands of Wounded Warriors and family members receive support each year through 18 WWP programs designed to nurture the mind and body, and encourage economic empowerment and engagement.

The mission of Wounded Warrior Project® (WWP) is to honor and empower Wounded Warriors. WWP's purpose is to raise awareness and to enlist the public's aid for the needs of injured service members, to help injured servicemen and women aid and assist each other, and to provide unique, direct programs and services to meet their needs. WWP is a national, nonpartisan organization headquartered in Jacksonville, Florida.



Wounded Warrior Project®, 2012

# Game-By-Game Results



## McNeese State 20 Tulsa 16

December 13, 1976


Attendance: 19,164

1976 - During the early years of the Independence Bowl the Southland Conference -- now competing at the NCAA FCS level -- provided their conference champion as the host for the event. McNeese State captured the Southland Conference crown and squared off against the University of Tulsa. A crowd of 19,164 fans watched the inaugural game as the Cowboys of McNeese defeated Tulsa's Golden Hurricanes 20-16 in the Stadium named after the Independence Bowl.

**Coaches:** Jack Doland - McNeese; F.A. Dry - Tulsa

**Outstanding Players:** (O) Terry McFarland, McNeese; (D) Terry Clark, Tulsa

**Weather:** Partly Cloudy



Score by Quarters	1st	2nd	3rd	4th	Final
McNeese State	3	3	8	6	20
Tulsa	7	0	6	3	16

### Scoring

**First Quarter:** Tulsa - Thomas Bailey 1 run (Steve Cox kick), McNeese - Jan Peebles 42 field goal

**Second Quarter:** McNeese - Peebles 34 field goal

**Third Quarter:** McNeese - Mike McArthur 1 run (McFarland run), Tulsa - Mel McGowen 65 blocked field goal return (kick blocked)

**Fourth Quarter:** Tulsa - Steve Cox 38 field goal, McNeese - Oliver Hadnot 25 run (pass incomplete)

Team Statistics	Tulsa	McNeese St.
First Downs	17	11
Rushes-Net Yards	45-108	46-152
Net Yards Passing	172	57
Passing (Comp-Att-Int)	13-30-1	5-18-1
Total Plays	75	64
Total Net Yards	280	209
Fumbles-Lost	7-3	3-1
Penalties-Yards	16-100	11-105
Punts-Average	5/29.6	9/38.9

### Individual Statistics

#### Rushing

McNeese - Terry McFarland 17-71-0, Oliver Hadnot 13-57-1, Mike McArthur 13-19-1, Russell Jackson 2-5-0, Jimmy Morvant 1-0-0

Tulsa - Thomas Bailey 16-60-1, Ron Hickerson 13-17-0, Paul Roberson 4-13-0, Dave Rader 6-8-0, Greg Zoschak 3-8-0, Rickey Watts 3-2-0

#### Passing

McNeese - Terry McFarland 4-15-1-29, Mike McArthur 1-2-0-28, Jimmy Morvant 0-1-0-0

Tulsa - Ron Hickerson 8-20-0-127, Dave Rader 5-10-1-45

#### Receiving

McNeese - Andy Heisser 2-35-0, Richard Ellender 2-19-0, Mike McArthur 1-3-0

Tulsa - David Powell 3-70-0, Cornell Webster 3-39-0, Marcus Hatley 2-26-0, Rickey Watts 3-18-0, Jerry Taylor 1-14-0, Paul Roberson 1-(-5)-0

#### Punting

McNeese - Terry McFarland 9/38.9

Tulsa - Eddie Hare 5/29.6

## Louisiana Tech 24 Louisville 14

December 17, 1977

Attendance: 22,223

1977 - Nearby Louisiana Tech came to town in year number two. Tech jumped out to an early lead against the Cardinals of Louisville, as the Bulldogs scored 21 first-quarter points. But the crowd of 22,223 saw Louisville mount a comeback, and Tech had to fight to hold on for a 24-14 win over the visitors from Kentucky.

**Coaches:** Vince Gibson - Louisville; Maxie Lambright - La. Tech

**Outstanding Players:** (O) Keith Thibodeaux, La. Tech; (D) Otis Wilson, Louisville



Score by Quarters	1st	2nd	3rd	4th	Final
Louisiana Tech	21	3	0	0	24
Louisville	7	0	7	0	14

### Scoring

**First Quarter:** Louisville - Miller 60 punt return (Posadas kick), La. Tech - Lewis 1 run (Swiley kick), La. Tech - Pree 41 pass from Thibodeaux (Swiley kick), La. Tech - McCartney 8 pass from Thibodeaux (Swiley kick).

**Second Quarter:** La. Tech - Swiley 21 field goal.

**Third Quarter:** Louisville - Miller 13 run (Posadas kick)

Team Statistics	La. Tech	Louisville
First Downs	25	11
Rushes-Net Yards	44-48	44-100
Net Yards Passing	287	61
Passing (Comp-Att-Int)	19-39-2	9-23-1
Fumbles-Lost	6-3	8-3
Penalties-Yards	4-36	8-92
Punts-Average	6/32.0	8/38.0

### Individual Statistics

#### Rushing

La. Tech - Lewis 17-59, Herren 9-36, Leviston 6-12, Singleton 4-4, Yates 1-1, McCartney 1--6

Louisville - Poole 17-50, Prince 13-12, Stram 7-4, Mullins 2-24, Moon 2-8, Miller 1-13, Butler 2--2

#### Passing

La. Tech - Thibodeaux 19-39-2-287 1TD

Louisville - Stram 7-18-1-65, Mullins 2-5-0-0

#### Receiving

La. Tech - McCartney 5-71, Foppe 4-78, Lewis 4-22, Herren 1-17, Spruiell 1-15, Leviston 1-12, Loper 1-11

Louisville - Prince 3--3, Besanceney 2-25, Mitchell 3-17, Miller 1-17, Poole 1-5



# Game-By-Game Results

## East Carolina 35 Louisiana Tech 13

December 16, 1978

Attendance: 31,054

1978 - Louisiana Tech made a return visit to Independence Stadium after capturing its second consecutive Southland Conference title. Tech took on the Pirates of East Carolina, who walked away with a convincing 35-13 victory over the Bulldogs.

**Coaches:** La. Tech - Maxie Lambright; E. Carolina - Pat Dye

**Outstanding Players:** (O) Theodore Sutton, E. Carolina; (D) Zack Valentine, E. Carolina



Score by Quarters	1st	2nd	3rd	4th	Final
East Carolina	14	7	7	7	35
Louisiana Tech	0	10	3	0	13

### Scoring

**First Quarter:** E. Car. - Collins 3 run (Lamm kick), Green 1 run (Lamm kick)

**Second Quarter:** E. Car. - Collins 1 run (Lamm kick), La. Tech - Spruiell 32 pass from Thibodeaux (Swilley kick), Swilley 36 field goal

**Third Quarter:** La. Tech - Swilley 36 field goal, E. Car. - Sutton 45 run (Lamm kick)

**Fourth Quarter:** E. Car. - Hicks 3 run (Lamm kick)

<u>Team Statistics</u>	<u>E. Carolina</u>	<u>La. Tech</u>
First Downs	17	18
Rushes-Net Yards	67-278	33-12
Net Yards Passing	54	263
Passing (Comp-Att-Int)	4-13-0	18-52-3
Total Plays	80	85
Total Net Yards	332	275
Fumbles-Lost	2-2	4-4
Penalties-Yards	7-65	0-0
Punts-Average	7/36.4	5/41.6

### Individual Statistics

#### Rushing

E. Car. - Green 17-41-1, Hicks 13-23-1, Collins 9-18-2, Sutton 17-143-1, Washington 2-34-0, Wiley 2-0-0, Hawkins 1-2-0, Greer 2-28-0, Cobb 1-1-0  
La. Tech - Thibodeaux 4-(-12)-0, Yates 12-19-0, Clark 6-28-0, Barkley 7-(-24)-0, Barrios 1-(-7)-0, Johnson 1-3-0, Leviston 1-2-0, Vernasco 1-3-0

#### Passing

E. Car. - Green 4-13-0-54, Collins 0-1-0-0  
La. Tech - Thibodeaux 6-13-0-103, Barkley 12-39-3-160

#### Receiving

E. Car. - Gallagher 3-33-0, Washington 1-21-0  
La. Tech - Spruiell 7-130-1, Giordano 3-67-0, Yates 2-12-0, Free 1-7-0, Willis 1-17-0, Leviston 1-7-0, Coates 1-4-0, Clark 1-13-0

#### Punting

E. Car. - Allen 6/35.5  
La. Tech - Dozier 5/41.6

## Syracuse 31 McNeese State 7

December 15, 1979

Attendance: 27,234

1979 - McNeese made a second trip north in only four years, as they took on the Orangemen of Syracuse. For the first time in the Bowl's short history the game was televised to a national audience by WTBS. McNeese kept the game close until the fourth quarter when Syracuse erupted for 21 fourth-quarter points, and the final score was 31-7, Syracuse.

**Coaches:** Ernie Duplechin - McNeese; Frank Maloney - Syracuse

**Outstanding Players:** (O) Joe Morris, Syracuse; (D) Clay Carroll, McNeese St.



Score by Quarters	1st	2nd	3rd	4th	Final
Syracuse	0	3	7	21	31
McNeese State	0	0	7	0	7

### Scoring

**Second Quarter:** Syracuse - Gary Anderson 40 field goal

**Third Quarter:** Syracuse - Ken Mandeville 1 run (Anderson kick), McNeese - Chad Millet 4 run (Stump kick)

**Fourth Quarter:** Syracuse - Art Monk 9 pass from Bill Hurley (Anderson kick), Hurley 1 run (Anderson kick), Tom Matchak 6 run (Anderson kick)

<u>Team Statistics</u>	<u>Syracuse</u>	<u>McNeese St.</u>
First Downs	23	13
Rushes-Net Yards	73-276	30-127
Net Yards Passing	51	102
Passing (Comp-Att-Int)	5-10-0	5-17-3
Total Plays	83	47
Total Net Yards	327	229
Fumbles-Lost	1-0	5-1
Penalties-Yards	2-10	1-3
Punts-Average	4/36.0	3/43.7

### Individual Statistics

#### Rushing

Syracuse - Joe Morris 33-155-0, Hartman 18-57-0, Hurley 9-39-1, Warner 6-2-0, Matchak 2-10-1, Edsall 2-8-0, Mandeville 3-5-1  
McNeese - Shankle 16-85-0, Hadnot 5-24-0, McClendon 4-16-0, Millet 5-2-1

#### Passing

Syracuse - Hurley 5-10-0-51 1TD  
McNeese - Millet 5-17-3-102

#### Receiving

Syracuse - Zambuto 2-27-0, Sidor 2-17-1, Monk 1-7-0  
McNeese - Price 2-55-0, Branch 2-33-0, Bates 1-14-0

#### Punting

Syracuse - White 4/36.0  
McNeese - Stump 3/43.7



# Game-By-Game Results



## Southern Miss 16 McNeese State 14


December 13, 1980  
Attendance: 42,600

**1980** - In the final year of the agreement with the Southland Conference, McNeese State made its third and final trip to the Independence Bowl. More than 42,600 people watched a back-and-forth game between the Cowboys and the Golden Eagles of Southern Mississippi. Southern Miss prevailed 16-14, handing the Southland Conference representative its third straight loss. The fifth Indy Bowl was televised by the Mizlou Television Network, which purchased the rights for \$20,000.

**Coaches:** Bobby Collins - S. Miss; Ernie Duplechin - McNeese

**Outstanding Players:** (O) Stephen Starring, McNeese; (D) Jerald Baylis, Southern Miss

**Weather:** Clear Skies, Dry Field



Score by Quarters	1st	2nd	3rd	4th	Final
Southern Miss	10	0	0	6	16
McNeese State	0	7	7	0	14

### Scoring

**First Quarter:** S. Miss - Winston Walker 36 field goal, Clemon Terrell 14 run (Walker kick)

**Second Quarter:** McNeese - Buford Jordan 1 run (Stump kick)

**Third Quarter:** McNeese - Stephan Starring 4 run (Stump kick)

**Fourth Quarter:** S. Miss - Mike Woodard 1 run (kick failed)

Team Statistics	S. Miss.	McNeese St.
First Downs	14	14
Rushes-Net Yards	50-181	64-262
Net Yards Passing	69	139
Passing (Comp-Att-Int)	8-18-1	6-12-0
Total Plays	68	76
Total Net Yards	250	401
Fumbles-Lost	1-1	4-4
Penalties-Yards	8-75	4-35
Punts-Average	8/44.5	5/37.4

### Individual Statistics

#### Rushing

S. Miss. - Collier 14-63-0, Winder 18-48-0, Terrell 7-33-1, Woodard 6-27-1, Floyd 5-10-0

McNeese - Starring 23-82-1, McClendon 20-97-0, Jordan 12-50-1, Galloway 5-21-0, Polaski 4-12-0

#### Passing

S. Miss. - Collier 8-17-1-69, Floyd 0-1-0-0

McNeese - Starring 6-12-0-139

#### Receiving

S. Miss. - Harvey 3-24-0, Horn 2-23-0, Livings 1-17-0, Floyd 1-(-3)-0, Lipps 1-8-0

McNeese - Barrouse 2-69-0, McClendon 2-31-0, Kusak 1-17-0, Landry 1-22-0

#### Punting

S. Miss. - Thompson 8/44.5

McNeese - Stump 5/37.4

## Texas A&M 33 Oklahoma State 16

December 12, 1981  
Attendance: 48,600

**1981** - In the Independence Bowl's first year with two "open-ended" bids, the directors were able to put together a classic Big Eight vs. Southwest Conference matchup. The Aggies of Texas A&M knocked off the Cowboys of Oklahoma State 33-16, before a crowd of 48,600 fans.

**Coaches:** Tom Wilson - Texas A&M; Jimmy Johnson - Oklahoma State

**Outstanding Players:** (O) Gary Kubiak, Texas A&M; (D) Mike Green, Oklahoma State



Score by Quarters	1st	2nd	3rd	4th	Final
Texas A&M	3	17	3	10	33
Oklahoma State	10	0	0	6	16

### Scoring

**First Quarter:** OSU - Ernest Anderson 1 run (Roach kick), Roach 42 field goal, A&M - David Hardy 33 field goal

**Second Quarter:** A&M - Hardy 32 field goal, Jimmie Williams 50 pass from Gary Kubiak (Hardy kick), Williams, 38 pass from Kubiak (Hardy kick)

**Third Quarter:** A&M - Hardy 50 field goal

**Fourth Quarter:** A&M - Hardy 18 field goal, Johnny Hector 4 run (Hardy kick), OSU - Vince Orange 5 run (Pass failed)

Team Statistics	Okla. St.	Texas A&M
First Downs	16	23
Rushes-Net Yards	34-70	58-223
Net Yards Passing	187	225
Passing (Comp-Att-Int)	16-35-1	15-21-0
Total Plays	69	79
Total Net Yards	257	432
Fumbles-Lost	3-1	4-1
Penalties-Yards	3-34	6-60
Punts-Average	6/40.3	3/40.0

### Individual Statistics

#### Rushing

Okla. St. - Jones 14-37-0, Anderson 5-20-1, Young 1-14-0, Orange 5-8-1, Hammond 1-2-0, Hilger 8-(-11)-0

Texas A&M - Jackson 22-123-0 Hector 18-45-1, Kubiak 11-34-0, Saners 7-21-0

#### Passing

Okla. St. - Hilger - 14-35-1-187

Texas A&M - Kubiak 15-20-0-225 2TD, Hector 0-1-0-0

#### Receiving

Okla. St. - Cramer 5-73-0, Young 4-45-0, Franks 2-34-0, Chesley 2-18-0, Ingram 1-12-0

Texas A&M - Williams 5-118-2, Whitnall 3-43-0, Jones 2-24-0, Hector 2-10-0, Lewis 1-17-0, Saners 1-10-0, Jackson 1-3-0

#### Punting

Okla. St. - Neal 6/40.3

Texas A&M - Sawyer 3/42.0



# Game-By-Game Results

## Wisconsin 14 Kansas State 3

**December 11, 1982**  
**Attendance: 46,244**

1982 - 1982 was a lean year for scoring, as the Badgers of Wisconsin downed the Kansas State Wildcats, 14-3. The success of the Mizlou television broadcast of the bowl helped the seven-year-old game continue its tremendous growth.

**Coaches:** Jim Dickey - Kansas St.; Dave McClain - Wisconsin

**Outstanding Players:** (O) Randy Wright, Wisconsin; (D) Tim Krumrie, Wisconsin



Score by Quarters	1st	2nd	3rd	4th	Final
Wisconsin	0	7	7	0	14
Kansas State	0	3	0	0	3

### Scoring

**Second Quarter:** Kansas St. - Willis 29 field goal, Wisconsin - Jones 16 pass from Wright (Rohde kick).

**Third Quarter:** Wisconsin - Stracka 87 pass from Wright (Rohde kick).

<u>Team Statistics</u>	<u>Wisconsin</u>	<u>Kansas St.</u>
First Downs	14	12
Rushes-Net Yards	43-131	33-65
Net Yards Passing	183	127
Passing (Comp-Att-Int)	9-24-0	13-35-1
Total Plays	67	68
Total Net Yards	314	192
Fumbles-Lost	4-3	2-1
Penalties-Yards	5-40	9-75
Punts-Average	6/40.7	8/36.8

### Individual Statistics

#### Rushing

Wisconsin - Williams 11-57-0, Ellerson 13-47-0, King 12-41-0, Green 1-4-0, Lanchar 1-(-2)-0, Jones 1-(-3)-0, Wright 3-(-8)-0

Kansas St. - Taluao 10-31-0, Fergimo 11-25-0, Dickey 5-6-0, Crawford 2-4-0, Hundley 3-0-0, Dugeferde 2-(-1)-0

#### Passing

Wisconsin - Wright 9-24-0-183 2TD

Kansas St. - Dickey 13-35-1-127

#### Receiving

Wisconsin - Keeling 4-64-0, Nault 2-11-0, Stracka 1-87-1, Jones 1-16-1, King 1-5-0

Kansas St. - Dugeforde 4-30-0, Wallace 3-51-0, Taluae 3-26-0, Fergimo 1-17-0, Cox 1-2-0, Brown 1-1-0

#### Punting

Wisconsin - Winslow 6/40.7

Kansas St. - Fulhage 8/36.8

## Air Force 9 Ole Miss 3

**December 10, 1983**  
**Attendance: 41,274**

1983 - Despite a torrential downpour throughout the game, the Independence Bowl rebounded well with a matchup of Ole Miss and Air Force. In front of a large group of Ole Miss supporters, the Rebels fell to the Falcons 9-3.

**Coaches:** Ken Hatfield - Air Force; Billy Brewer - Ole Miss

**Outstanding Players:** (O) Marty Louthan, Air Force; (D) Andre Townsend, Ole Miss

**Weather:** Wet, Rainy



Score by Quarters	1st	2nd	3rd	4th	Final
Air Force	3	3	3	0	9
Ole Miss	0	3	0	0	3

### Scoring

**First Quarter:** Air Force - Sean Pavlich 44 field goal

**Second Quarter:** Air Force - Pavlich 39 field goal

Ole Miss - Neil Teevan 39 field goal

**Third Quarter:** Air Force - Pavlich 27 field goal

<u>Team Statistics</u>	<u>Air Force</u>	<u>Ole Miss</u>
First Downs	18	11
Rushes-Net Yards	63-277	32-106
Net Yards Passing	71	138
Passing (Comp-Att-Int)	6-7-0	11-27-2
Total Plays	70	59
Total Net Yards	348	244
Fumbles-Lost	3-3	1-0
Penalties-Yards	4-19	4-20
Punts-Average	3/30.3	5/43.6

### Individual Statistics

#### Rushing

Air Force - Mike Brown 12-91-0, Marty Louthan 25-67-0, John Kershner 15-58-0, Ted Sundquist 4-21-0, Jody Simmons 2-18-0, Randy Jones 4-12-0, Bart Weiss 1-10-0

Miss. - Buford McGee 22-111-0, Arthur Humphrey 6-15-0, Kent Austin 1--5-0, Kelly Powell 3-(-15)-0

#### Passing

Air Force - Marty Louthan 6-7-0-71

Miss. - Kelly Powell 11-27-2-138

#### Receiving

Air Force - Kirby 3-49-0, Jerry Rose 2-28-0, Mike Brown 1-(-6)-0

Miss. - Tim Moffett 6-96-0, Jamie Holder 3-27-0, Stephen Cunningham 1-9-0, Buford McGee 1-6-0

#### Punting

Air Force - Jeff Kubiak 3/30.3

# Game-By-Game Results



## Air Force 23 Virginia Tech 7

December 15, 1984

Attendance: 45,034

1984 - For the second time in the bowl's brief history a school made back-to-back appearances. The Air Force Falcons fell behind Virginia Tech early, but put together a 13-point fourth quarter to make it the only school to win consecutive Independence Bowls.

**Coaches:** Fisher DeBerry - Air Force; Bill Dooley - Virginia Tech

**Outstanding Players:** (O) Bart Weiss, Air Force; (D) Scott Thomas, Air Force



Score by Quarters	1st	2nd	3rd	4th	Final
Air Force	3	7	0	13	23
Virginia Tech	7	0	0	0	7

### Scoring

**First Quarter:** Air Force - Mateos 35 field goal,

Va. Tech - Williams 3 run (Wade kick)

**Second Quarter:** Air Force - Simmons 3 run (Mateos Kick)

**Third Quarter:** Air Force - Brown 2 run (Mateos kick)

**Fourth Quarter:** Air Force - Weiss 13 run (kick failed)

Team Statistics	Va. Tech	Air Force
First Downs	17	15
Rushes-Net Yards	42-207	55-221
Net Yards Passing	102	49
Passing (Comp-Att-Int)	11-26-2	6-7-0
Total Net Yards	309	270
Fumbles-Lost	2-2	2-0
Penalties-Yards	11-112	4-30
Punts-Average	4/40.0	6/42.5

### Individual Statistics

#### Rushing

Va. Tech - Hunter 12-75-0, Williams 12-62-1, Cox 10-42-0, Bowe 4-23-0, Becton 3-18-0, Greenwood 1-0-0

Air Force - Weiss 29-93-1, Evans 15-58-0, Simmons 5-27-1, Pittman 1-24-0, Brown 3-3-1

#### Passing

Va. Tech - Cox 6-17-1-50, Greenwood 5-8-0-52, Hunter 0-1-1-0

Air Force - Weiss 6-7-0-49

#### Receiving

Va. Tech - Rider 4-45-0, Nelson 3-24-0, Jones 2-21-0, Howell 1-7-0, Bowe 1-5-0

Air Force - Coleman 1-16-0, Fleming 1-14-0, Brennan 1-9-0, Simmons 2-7-0, Brown 1-3-0

#### Punting

Va. Tech - Cox, D. 4/40.0

Air Force - Simon 6/42.5

## Minnesota 20 Clemson 13

December 21, 1985

Attendance: 42,845

1985 - The Big-Ten conference would pick up its second win in as many tries as the Minnesota Golden Gophers scored late in the fourth quarter to edge the Clemson Tigers 20-13. This was also the first year of a new three-year contract between the Independence Bowl and the Mizlou network.

**Coaches:** Danny Ford - Clemson; John Gutekunst - Minnesota

**Outstanding Players:** (O) Rickey Foggie, Minnesota; (D) Bruce Holmes, Minnesota



Score by Quarters	1st	2nd	3rd	4th	Final
Minnesota	3	7	3	7	20
Clemson	0	6	7	0	13

### Scoring

**Third Quarter:** Clemson - TD, Minnesota - Lohmiller 19 field goal

**Fourth Quarter:** Minnesota - Baylor 1 run, Lohmiller kick

Team Statistics	Minnesota	Clemson
First Downs	19	18
Rushes-Net Yards	55-257	48-211
Net Yards Passing	123	162
Passing (Comp-Att-Int)	9-21-0	10-29-1
Total Plays	76	77
Total Net Yards	380	373
Fumbles-Lost	1-1	5-3
Penalties-Yards	6-50	5-51
Punts-Average	6/37.5	4/41.5

### Individual Statistics

#### Rushing

Minnesota - Valdez Baylor 13-98-1, Rickey Foggie 18-60-0, David Puk 15-69-0, Ed Penn 6-24-0, Kevin Wilson 3-6-0

Clemson - Kenny Flowers 27-148-0, Stacey Driver 13-37-0, Rodney Williams 5-12-0, Randy Anderson 1-7-0, Terrance Roulliac 1-2-0, Tracy Johnson 1-5-0

#### Passing

Minnesota - Foggie 9-12-0-123

Clemson - Williams 9-24-1-159, Randy Anderson 0-2-0-0 Stacey Driver 1-2-0-3 1TD, Ray Williams 0-1-0-0

#### Receiving

Minnesota - Melvin Anderson 4-34-1, Gary Couch 2-41-0, Craig Otto 2-31-0, Andy Hare 1-17-0

Clemson - Ray Williams 5-58-0, Terrance Roulliac 2-63-0, Keith Jennings 3-41-1

#### Punting

Minnesota - Adam Kelly 6/37.5

Clemson - Andy Newell 4/41.5





# Game-By-Game Results

## Ole Miss 20 Texas Tech 17

December 20, 1986

Attendance: 46,369

1986 - The Ole Miss Rebels and Texas Tech Red Raiders squared off in Independence Bowl XI. About 20,000 fans traveled to Shreveport to help set an Independence Bowl attendance record of 46,369. Ole Miss evened up their Independence Bowl record at 1-1 with a 20-17 victory over the Red Raiders.

**Coaches:** Billy Brewer - Ole Miss; Spike Dykes - Texas Tech

**Outstanding Players:** (O) Mark Young, Ole Miss; (D) James Mosley, Texas Tech

**Weather:** Partly Cloudy, Dry field



Score by Quarters	1st	2nd	3rd	4th	Final
Ole Miss	7	10	0	3	20
Texas Tech	0	7	7	3	17

### Scoring

**First Quarter:** Ole Miss - Willie Goodloe 1 run (Owen kick)

**Second Quarter:** Ole Miss - Joe Mickles 9 run (Owen kick), Owen 21 field goal, Texas Tech - James Gray 1 run (Segrist kick)

**Third Quarter:** Texas Tech - Merv Scurlark 33 interception return (Segrist kick)

**Fourth Quarter:** Texas Tech - Segrist 19 field goal, Ole Miss - Owen 48 field goal

<u>Team Statistics</u>	<u>Ole Miss</u>	<u>Texas Tech</u>
First Downs	26	18
Rushes-Net Yards	38-60	36-175
Net Yards Passing	343	181
Passing (Comp-Att-Int)	31-50-1	17-40-1
Total Plays	88	76
Total Net Yards	403	356
Fumbles-Lost	1-1	2-0
Penalties-Yards	5-33	5-60
Punts-Average	6/45.5	8/41.5

### Individual Statistics

#### Rushing

Ole Miss - Joe Mickles 10-53-1, Shawn Sykes 7-16-0, Mark Young 12--29-0, Tony Denley 3-10-0, Willie Goodloe 5-8-1, J.R. Ambrose 1-2-0

Texas Tech - Ervin Farris 17-99-0, Isaac Garnett 8-36-0, James Gray 6-25-1, Wayne Walker 1-12-0, Billy Joe Tolliver 2-(-6)-0, Eddy Anderson 1-8-0, Tyrone Thurman 1-1-0

#### Passing

Ole Miss - Mark Young 31-50-1-343

Texas Tech - Billy Joe Tolliver 17-40-1-181

#### Receiving

Ole Miss - J.R. Ambrose 8-102-0, Ricky Myers 4-69-0, Mario Perry 5-47-0, Joe Mickles 5-42-0, Willie Goodloe 4-37-0, Bobby Martin 1-21-0, Shawn Sykes 4-25-0

Texas Tech - Travis Price 9-74-0, Wayne Walker 3-71-0, James Gray 2-17-0, Tyrone Thurman 2-9-0, Eddy Anderson 1-10-0

#### Punting

Ole Miss - Bill Smith 6/45.5,

Texas Tech - Chris Burns 8/41.5

## Washington 24 Tulane 12

December 19, 1987

Attendance: 44,683

1987 - Representing the Pacific-10 conference, the Washington Huskies made their 10th bowl appearance in the last 11 years, against the Tulane Green Wave. Washington jumped out to an early 21-10 lead and coasted to a 24-12 win. In 1987, the total viewing audience for the bowl reached more than 15 million, not including the service personnel who viewed the game throughout the world.

**Coaches:** Mack Brown - Tulane; Don James - Washington

**Outstanding Players:** (O) Chris Chandler, Washington; (D) David Rill, Washington

**Weather:** Partly Cloudy



Score by Quarters	1st	2nd	3rd	4th	Final
Washington	7	14	0	3	24
Tulane	0	10	0	2	12

### Scoring

**First Quarter:** Washington - Tony Covington 3 run (Brownlee kick)

**Second Quarter:** Tulane - Mitchell Price 44 punt return (Wiggins kick), Wiggins 21 field goal, Washington - Bill Ames 5 pass from Chris Chandler (Brownlee kick), Darryl Franklin 5 pass from Chandler (Wiggins kick)

**Fourth Quarter:** Washington - Channing Wyles 41 field goal, Tulane - Safety, quarterback Conklin kneeled in end zone

<u>Team Statistics</u>	<u>Tulane</u>	<u>Washington</u>
First Downs	21	22
Rushes-Net Yards	33-131	39-147
Net Yards Passing	248	249
Passing (Comp-Att-Int)	17-40-1	16-32-3
Total Plays	73	71
Total Net Yards	379	396
Fumbles-Lost	2-1	1-0
Penalties-Yards	7-73	10-67
Punts-Average	6/43.7	4/32.8

### Individual Statistics

#### Rushing

Tulane - Terrence Jones 18-91-0, Marvin Allen 4-26-0, Michael Pierce 5-13-0, Melvin Adams 3-13-0, Rodney Hunter 2-5-0, James Toney 1-(-17)-0

Washington - Vince Weathersby 14-84-0, Aaron Jenkins 11-44-0, Chris Chandler 5-23-0, Tony Covington 4-12-1, Cary Conklin 2-(-3)-0, Greg Lewis 2--3-0, Darryl Franklin 1-(-10)-0

#### Passing

Tulane - Terrence Jones 17-40-1-248

Washington - Chris Chandler 15-30-3-234 2TD,

Cary Conklin 1-2-0-15

#### Receiving

Tulane - Marc Zeno 7-116-0, Michael Pierce 2-56-0, Marvin Allen 1-18-0, Jerome McIntosh 3-17-0, Rodney Hunter 2-11-0, Melvin Adams 1-11-0

Washington - Vince Weathersby 5-64-0, Darryl Franklin 4-61-1, Brian Slater 2-59-0, Bill Ames 3-35-1, Aaron Jenkins 1-15-0, Greg Lewis 1-15-0

#### Punting

Tulane - Deron Smith 6/43.7,

Washington - Eric Canton 4/32.8

# Game-By-Game Results



## Southern Miss 38 UTEP 18

**December 23, 1988**  
**Attendance: 20,242**

**1988** - The University of Southern Mississippi made its second trip from Hattiesburg, Miss., to Shreveport where they faced the University of Texas at El Paso. Southern Miss fell behind early in the first quarter but put together a 21-point third-quarter to pull away from the Miners for a 38-18 victory.

**Coaches:** Curley Hallman - Southern Miss; Bob Stull - UTEP

**Outstanding Players:** (O&D) James Henry, S. Miss

**Weather:** Dry, Overcast



Score by Quarters	1st	2nd	3rd	4th	Final
Southern Miss	3	7	21	7	38
UTEP	7	0	3	8	18

### Scoring

**First Quarter:** UTEP - Reggie Barrett 30 pass from Pat Hegarty (Jacke kick), Southern Miss - Chris Seroka 26 field goal

**Second Quarter:** Southern Miss - Reginald Warnsley 3 pass from Brett Favre (Seroka kick)

**Third Quarter:** Southern Miss - James Henry 65 punt return (Seroka kick), Shelton Gandy 1 run (Seroka kick), Henry 45 punt return (Seroka kick), UTEP - Jacke 37 field goal

**Fourth Quarter:** Southern Miss - Gandy 7 run (Seroka kick), UTEP - Fuller 2 pass from Flores (Fuller from Flores 2 pt.)

<u>Team Statistics</u>	<u>UTEP</u>	<u>Southern Miss</u>
First Downs	19	17
Rushes-Net Yards	38-53	41-168
Net Yards Passing	308	157
Passing (Comp-Att-Int)	23-44-0	15-26-2
Total Plays	82	67
Total Net Yards	361	325
Fumbles-Lost	3-0	2-0
Penalties-Yards	10-95	5-45
Punts-Average	6/39.2	6/32.2

### Individual Statistics

#### **Rushing**

UTEP - Fuller 9-31-0, Pat Hegarty 11--10-0, Eddie Dixon 8-26-0, Scooter Meniffee 5-13-0, David Flores 2-3-0, Randy Forrest 1-1-0, Ricki Lopez 1-(-1)-0  
S. Miss - Shelton Gandy 22-134-2, Ricky Bradley 9-29-0, Brett Favre 7-(-3)-0, Reginald Warnsley 3-8-0

#### **Passing**

UTEP - Pat Hegarty 14-27-0-203 1TD, David Flores 9-17-0-105 1TD  
S. Miss - Brett Favre 15-26-2-157 1TD

#### **Receiving**

UTEP - Reggie Barrett 9-119-1, Arnie Adkison 4-55-0, Rob Housler 3-49-0, Willie Fuller 3-27-1, Ricki Lopez 2-33-0, Eddie Dixon 1-6-0, Victor Bailey 1-19-0  
S. Miss - Darryl Tillman 2-44-0, Alfred Williams 2-28-0, Eddie Ray Jackson 3-15-0, Robbie Weeks 2-15-0, Reginald Warnsley 2-11-1, Eugene Rowell 1-24-0, Shelton Gandy 2-10-0, Preston Hansford 1-10-0

#### **Punting**

UTEP - Lance Brownlee 6/39.2  
S. Miss - Scott Bryant 6/32.2

## Oregon 27 Tulsa 24

**December 16, 1989**  
**Attendance: 44,621**

**1989** - The University of Tulsa, which lost to McNeese State in the inaugural Independence Bowl, made its return appearance to Shreveport to play the Oregon Ducks. The Golden Hurricane, who led 24-17 going into the fourth quarter was unable to negotiate a potent Oregon defense, allowing the Ducks to pick up a 27-24 win.

**Coaches:** Rich Brooks - Oregon; Dave Rader - Tulsa

**Outstanding Players:** (O) Bill Musgrave, Oregon; (D) Chris Oldham, Oregon

**Weather:** Partly Cloudy, Cold



Score by Quarters	1st	2nd	3rd	4th	Final
Oregon	3	7	7	10	27
Tulsa	7	10	7	0	24

### Scoring

**First Quarter:** Tulsa - Brett Adams 1 run (Fuess kick), Oregon - Gregg McCallum 29 field goal

**Second Quarter:** Oregon - Tony Hargain 20 pass from Musgrave (McCallum kick), Tulsa - Fuess 26 field goal, Derrick Williams 21 blocked punt return (Fuess kick)

**Third Quarter:** Tulsa - Adams 1 run (Fuess kick), Oregon - Joe Reitzug 9 pass from Musgrave (McCallum kick)

**Fourth Quarter:** Oregon - Musgrave 1 run (McCallum kick), McCallum 20 field goal

<u>Team Statistics</u>	<u>Tulsa</u>	<u>Oregon</u>
First Downs	14	16
Rushes-Net Yards	36-70	36-140
Net Yards Passing	183	320
Passing (Comp-Att-Int)	17-34-2	23-40-2
Total Plays	70	59
Total Net Yards	253	460
Fumbles-Lost	3-1	2-1
Penalties-Yards	1-15	5-49
Punts-Average	5/34.8	3/23.5

### Individual Statistics

#### **Rushing**

Oregon - Loville 20-82-0, Obee 2-34-0, Berry 8-22-0, Musgrave 4-(-6)-1, Bausley 2-8-0  
Tulsa - Adams 26-72-2, Mark Brus 5-8-0, T.J. Rubley 5-(-10)-0

#### **Passing**

Oregon - Musgrave 22-39-2-320 2TD Obee 0-1-0-0  
Tulsa - T.J. Rubley 17-34-2-183

#### **Receiving**

Oregon - Hargain 5-100-1, Reitzug 6-121-1, Obee 3-33-0, Berry 4-27-0, Loville 3-22-0, Meerthen 2-17-0  
Tulsa - Treat 3-50-0, McVey 4-47-0, Malloy 4-42-0, Adams 2-29-0, Buehner 3-7-0, Thompson 1-8-0

#### **Punting**

Oregon - Penso 2/23.5  
Tulsa - Phelps 5/34.8



# Game-By-Game Results

## Maryland 34 Louisiana Tech 34

December 15, 1990

Attendance: 48,325

1990 - Prior to the 1990 game, Poulan/Weed Eater came on board as the first title sponsor of the Independence Bowl. That game proved to be a boon for both Poulan/Weed Eater and the Shreveport-Bossier area as Louisiana Tech and Maryland squared off in front of the largest crowd in Independence Bowl history. The crowd of 48,325 witnessed the Bulldogs and the Terrapins battled to a 34-34 tie.

**Coaches:** J. R. Peace - La. Tech; Joe Krivak - Maryland

**Outstanding Players:** (O) Michael Richardson, La. Tech; (D) Lorenza Baker, La. Tech

**Weather:** Partly Cloudy



Score by Quarters	1st	2nd	3rd	4th	Final
Maryland	14	0	6	14	34
Louisiana Tech	0	14	14	6	34

### Scoring

**First Quarter:** Maryland - Troy Jackson 1 run (DeArmas kick), Jackson 2 run (DeArmas kick)

**Second Quarter:** La. Tech - Michael Richardson 5 run (Boniol kick), Jason Davis 3 run (Boniol kick)

**Third Quarter:** La. Tech - Richardson 1 run (Boniol kick), Bobby Slaughter 7 pass from Gene Johnson (Boniol kick), Maryland - Jackson 11 run (kick wide right)

**Fourth Quarter:** La. Tech - Boniol 36 field goal, Boniol 29 field goal, Maryland - Mark Mason 28 pass from Scott Zolak (DeArmas kick), Barry Johnson 15 pass from Zolak (DeArmas kick)

<u>Team Statistics</u>	<u>La. Tech</u>	<u>Maryland</u>
First Downs	16	25
Rushes-Net Yards	47-191	39-150
Net Yards Passing	115	254
Passing (Comp-Att-Int)	11-18-1	18-29-3
Total Plays	65	68
Total Net Yards	306	404
Fumbles-Lost	1-1	3-1
Penalties-Yards	9-88	6-53
Punts-Average	4/37.2	1/34.0

### Individual Statistics

#### Rushing

La. Tech - Richardson 27-81-2, Davis 12-72-1, Hughes 4-26-0, Johnson 4-12-0  
Maryland - Jackson 17-50-3, Mason 15-93-0, Zolak 5-(-1)-0, Colvin 2-8-0

#### Passing

La. Tech - Johnson 7-8-0-70 1TD, Hughes 4-9-0-45, Slaughter 0-1-1-0  
Maryland - Zolak 17-28-3-215 2 TD, Jackson 1-1-0-39

#### Receiving

La. Tech - Slaughter 5-66-1, Brown 2-20-0, Richardson 2-18-0, Cook 1-9-0, Davis 1-2-0

Maryland - Johnson 5-107-1, Wychek 5-46-0, Mason 3-47-1, Boehly 1-25-0, Phillips 2-12-0, Jackson 2-17-0

#### Punting

La. Tech - Boozer 4/37.3  
Maryland - DeArmas 1/34.0

## Georgia 24 Arkansas 15

December 29, 1991

Attendance: 46,932

1991 - Poulan/Weed Eater Independence Bowl XVI saw the first appearance by a Southeastern Conference school in five years. The University of Georgia matched up against the University of Arkansas, which was playing its final game as part of the Southwest Conference, before leaving for the SEC. The Bulldogs scored 14 points in the first quarter and walked away with a 24-15 win. The game marked the second consecutive year that the bowl's attendance went over the 46,000 mark.

**Coaches:** Jack Crowe - Arkansas; Ray Goff - Georgia

**Outstanding Players:** (O) Andre Hastings, Georgia; (D) Torrey Evans, Georgia

**Weather:** Cloudy, Overcast



Score by Quarters	1st	2nd	3rd	4th	Final
Georgia	14	3	7	0	24
Arkansas	0	7	0	8	15

### Scoring

**First Quarter:** Georgia - Arthur Marshall 7 pass from Eric Zeier (Peterson kick), Andre Hastings 27 pass from Zeier (Peterson kick)

**Second Quarter:** Georgia - Kanon Parkman 39 field goal, Arkansas - E.D. Jackson 7 run (Wright kick)

**Third Quarter:** Georgia - Hastings 53 run (Peterson kick)

**Fourth Quarter:** Arkansas - Jackson 1 run (Jackson run 2 pt.)

<u>Team Statistics</u>	<u>Arkansas</u>	<u>Georgia</u>
First Downs	22	15
Rushes-Net Yards	51-188	30-125
Net Yards Passing	122	237
Passing (Comp-Att-Int)	12-31-5	20-31-0
Total Plays	82	61
Total Net Yards	310	362
Fumbles-Lost	1-1	1-0
Penalties-Yards	7-43	10-75
Punts-Average	4/45.3	6/32.3

### Individual Statistics

#### Rushing

Arkansas - Jackson 28-112-2, Jeffrey 9-44-0, Bradley 5-20-0, Price 3-9-0, Hill 4-8-0, Caldwell 2-(-5)-0

Georgia - Hastings 1-53-1, Strong 8-36-0, Hearst 9-21-0, Ware 7-6-0, Harvey 2-6-0, Fouch 1-3-0, Zeier 2-0-0

#### Passing

Arkansas - Hill 12-31-5-122

Georgia - Zeier 18-28-228 2TD, Talley 2-3-0-9

#### Receiving

Arkansas - Keith 3-38-0, Botkin 4-26-0, Caldwell 1-20-0, Browning 2-23-0, Dickerson 1-10-0, Bradley 1-5-0

Georgia - Hastings 4-94-1, Hearst 2-24-0, Maxwell 2-21-0, Mitchell 3-24-0, Harvey 2-20-0, Thomas 2-19-0, Strong 1-14-0, Ethridge 1-11-0, Marshall 2-13-1, Ware 1-(-3)-0

#### Punting

Arkansas - Raether 4/45.3  
Georgia - Saussy 6/32.3



# Game-By-Game Results



## Wake Forest 39 Oregon 35


December 31, 1992  
Attendance: 31,337

1992 - Wake Forest fought back from a 22-10 halftime deficit behind a strong passing attack to defeat Oregon 39-35 in Independence Bowl XVII. The loss was the first by a Pac 10 team in bowl history.

**Coaches:** Rich Brooks, Oregon; Bill Dooley - Wake Forest

**Outstanding Players:** (O) Todd Dixon, Wake Forest; (D) Herman O'Berry, Oregon

**Weather:** Cloudy, Light fog



Score by Quarters	1st	2nd	3rd	4th	Final
Wake Forest	7	3	14	15	39
Oregon	13	9	7	6	35

### Scoring

**First Quarter:** Wake Forest - John Leach 1 run (Green kick), Oregon - Sean Burwell 40 run (Thompson kick), Herman O'Berry 24 fumble recovery (kick missed)

**Second Quarter:** Wake Forest - Mike Green 38 field goal, Oregon - Vince Ferry 4 pass from Danny O'Neil (kick blocked), Thompson 48 field goal

**Third Quarter:** Oregon - Alex Molden 8 int. return (Thompson kick), Wake Forest - Ned Moultrie 1 run (Green kick), Todd Dixon 30 pass from Keith West (Green kick)

**Fourth Quarter:** Wake Forest - Dixon 61 pass from Bobby Jones (Leach from West 2 pt.), Leach 6 run (Green kick), Oregon - Ronnie Harris 10 pass from O'Neil (kick misses)

Team Statistics	Wake Forest	Oregon
First Downs	18	23
Rushes-Net Yards	49-193	32-112
Net Yards Passing	323	227
Passing (Comp-Att-Int)	16-29-3	24-40-1
Total Plays	78	72
Total Net Yards	516	339
Fumbles-Lost	3-3	0-0
Penalties-Yards	11-108	6-55
Punts-Average	4/39.5	7/35.9

### Individual Statistics

#### Rushing

Wake Forest - Leach 21-116-2, Moultrie 11-60-1, Wells 7-36-0, Johns 1-10-0, West 9-(-29)-0  
Oregon - Burwell 11-48-1, Whittle 7-27-0, Shedrick 6-23-0, O'Neil 6-12-0, Moore 1-4-0, Deadwiler 1--2-0

#### Passing

Wake Forest - West 15-27-3-262 1TD, Jones 1-1-0-61 1TD, Leach 0-1-0-0  
Oregon - O'Neil 24-40-1-227 2TD

#### Receiving

Wake Forest - Dixon 5-166-2, Mills 4-83-0, Jones 2-45-0, Leach 2-12-0, Johns 1-8-0, Moultrie 1-5-0, Estes 1-4-0  
Oregon - Harris 6-74-1, Burwell 5-39-0, Jones 4-56-0, Ferry 3-25-1, Whittle 3-3-0, McLemore 1-14-0, Shedrick 1-13-0, Deadwiler 1-3-0

#### Punting

Wake Forest - Green 4/39.5  
Oregon - Thompson 7/35.9

## Virginia Tech 45 Indiana 20


December 31, 1993  
Attendance: 33,819

1993 - Virginia Tech finally left Shreveport with what they came for: a 45-20 win over Big-Ten opponent Indiana University. The Hokies used a 21-point second quarter and a 17-point fourth quarter to bury the Hoosier's hopes of a bowl victory.

**Coaches:** Frank Beamer - Vir. Tech; Bill Mallory - Indiana

**Outstanding Players:** (O) Maurice DeShazo, Vir. Tech; (D) Antonio Banks, Vir. Tech

**Weather:** Clear



Score by Quarters	1st	2nd	3rd	4th	Final
Virginia Tech	7	21	0	17	45
Indiana	7	6	0	7	20

### Scoring

**First Quarter:** Indiana - Thomas Lewis 75 pass from John Paci (Manolopoulos kick), Virginia Tech - Dwayne Thomas 13 pass from Maurice DeShazo (Williams kick)

**Second Quarter:** Virginia Tech - Joe Swarm 6 run (Williams kick), Lawrence Lewis 20 fumble return (Williams kick), Antonio Banks 80 blocked field goal return (Williams kick), Indiana - Manolopoulos 26 field goal, Manolopoulos 40 field goal

**Fourth Quarter:** Virginia Tech - Antonio Freeman 42 pass from DeShazo (Williams kick), Tommy Edwards 5 run (Williams kick), Williams 42 field goal, Indiana - Lewis 42 pass from Chris Dittoe (Manolopoulos kick)

Team Statistics	Indiana	Va.Tech
First Downs	11	17
Rushes-Net Yards	31-20	48-125
Net Yards Passing	276	193
Passing (Comp-Att-Int)	17-37-2	19-33-2
Total Plays	68	81
Total Net Yards	296	318
Fumbles-Lost	2-2	2-1
Penalties-Yards	7-55	8-84
Punts-Average	7/38.4	8/39.1

### Individual Statistics

#### Rushing

Indiana - Chaney 11-34-0, Thurman 1-37-0, Batts 3-10-0, Glover 3-6-0, Thomas 1-(-4)-0, Paci 5-(-26)-0, Dittoe 7-(-37)-0

Virginia Tech - Thomas 24-65-0, Swarm 9-40-1, Edwards 5-15-1, White 4-3-0, DeShazo 5-1-0, Druckenmiller 1-1-0

#### Passing

Indiana - Paci 10-22-1-171 1TD, Dittoe 7-14-1-105 1TD, DeGuilio 0-1-0-0  
Virginia Tech - DeShazo 19-33-2-193 2TD

#### Receiving

Indiana - Lewis 6-177-2, Hales 2-49-0, Matthews 2-35-0, Glover 2-1-0, Baety 1-9-0, Hobbs 1-4-0, Eggebrecht 1-2-0, Chaney 2-(-1)-0  
Virginia Tech - Freeman 5-66-1, Thomas 4-27-1, White 2-35-0, Burke 3-26-0, Sanders 2-15-0, Swarm 1-13-0, Edmonds 1-6-0, Still 1-5-0

#### Punting

Indiana - DiGuilio 6/38.7, Rutledge 1/37.0  
Virginia Tech - Colley 8/34.1



# Game-By-Game Results

## Virginia 20 TCU 10

December 28, 1994

Attendance: 36,192

1994 - The University of Virginia, in its first appearance in the Poulan/Weed Eater Independence Bowl, overpowered Texas Christian University both offensively and defensively to ground out a 20-10 victory in Independence Stadium. The appearance by TCU was the last appearance of any Southwest Conference team in a post-season bowl game. The Southwest Conference finished its Independence Bowl history with a 1-3 record.

**Coaches:** Pat Sullivan - TCU; George Welsh - Virginia

**Outstanding Players:** (O) Mike Groh, Virginia; (D) Mike Frederick, Virginia

**Weather:** Cloudy, Rain



Score by Quarters	1st	2nd	3rd	4th	Final
Virginia	0	10	10	0	20
TCU	0	3	0	7	10

### Scoring

**Second Quarter:** Virginia - Garcia 20 field goal, Way 6 run (Garcia kick), TCU - Reeder 43 field goal

**Third Quarter:** Virginia - Davis 37 pass from Groh (Garcia kick), Garcia 32 field goal

**Fourth Quarter:** TCU - Collins 1 pass from Knake (Reeder kick)

<u>Team Statistics</u>	<u>Virginia</u>	<u>TCU</u>
First Downs	20	11
Rushes-Net Yards	52-237	32-126
Net Yards Passing	199	65
Passing (Comp-Att-Int)	14-23-2	8-24-1
Total Plays	75	56
Total Net Yards	436	191
Fumbles-Lost	1-0	2-1
Penalties-Yards	9-66	6-39
Punts-Average	4/38.5	8/37.3

### Individual Statistics

#### **Rushing**

Virginia - Brooks 17-114-0, Way 24-90-1, Barber 3-18-0, Groh 8-15-0

TCU - Davis 24-97-0, Knake 4-17-0, Woods 3-9-0, Oliver 1-3-0

#### **Passing**

Virginia - 14-23-2-199 1TD

TCU - Knake 8-24-1-65 1TD

#### **Receiving**

Virginia - Neely 3-55-0, Barber 3-2-0, Jeffers 3-60-0, Allen

2-32-0, Davis 1-37-1, Brooks 1-4-0, Byrd 1-9-0

TCU - Brasfield 2-11-0, Davis 2-7-0, Collins 2-14-1, Oliver

1-22-0, Washington 1-11-0

#### **Punting**

Virginia - Brice 4/38.5

TCU - Stephens 8/37.3

## LSU 45 Michigan State 26

December 29, 1995

Attendance: 48,835

1995 - The Independence Bowl realized a dream come true as the Tigers of LSU invaded Shreveport to take on the Michigan State Spartans. With the first sellout in bowl history, 48,835 fans watched as 21 points were scored in 26 seconds of play during the first half. The Tigers came away with the win by a score of 45-26 and Shreveport/Bossier City, along with the LSU Tigers, had somehow bridged the gap between the northern and southern parts of Louisiana.

**Coaches:** Gerry DiNardo-LSU; Nick Saban - Mich. St.

**Outstanding Players:** (O) Kevin Faulk, LSU; (D) Gabe Northern, LSU

**Weather:** Partly Sunny



Score by Quarters	1st	2nd	3rd	4th	Final
LSU	7	14	21	3	45
Michigan State	7	17	0	2	26

### Scoring

**First Quarter:** Mich. St. - Muhammed 78 pass from Banks (Gardner kick), LSU - Cleveland 6 run (LaFleur kick)

**Second Quarter:** Mich. St. - Greene 3 run (Gardner kick blocked), Mason 100 kick return (Greene run 2 pt.), Gardner 37 field goal, LSU - Kennison 92 kick return (LaFleur kick), Faulk 51 run (LaFleur kick)

**Third Quarter:** LSU - Faulk 5 run (LaFleur kick), Northern 37 fumble return (LaFleur kick), Kennison 27 pass from Tyler (LaFleur kick)

**Fourth Quarter:** LSU - Richey 48 field goal, Mich. St. - Safety

<u>Team Statistics</u>	<u>LSU</u>	<u>Mich. St.</u>
First Downs	17	23
Rushes-Net Yards	48-272	35-100
Net Yards Passing	164	348
Passing (Comp-Att-Int)	10-20-1	22-44-3
Total Plays	68	79
Total Net Yards	436	448
Fumbles-Lost	2-1	4-3
Penalties-Yards	5-42	9-80
Punts-Average	4/44.5	6/37.5

### Individual Statistics

#### **Rushing**

LSU - Faulk 25-234-2, Cleveland 13-23-1, Toomer 4-13-0, Kennison 1-6-0, Tyler 4-(-1)-0, Kessler 1--3-0

Mich. St. - Renaud 16-79-0, Greene 8-48-1, Crenshaw 1-1-0, Banks 10--28-0

#### **Passing**

LSU - Tyler 10-20-1-164 1TD

Mich. St. - Banks 22-44-3-348 1TD

#### **Receiving**

LSU - Kennison 5-124-1, LaFleur 2-31-0, Toomer 1-9-0, Cleveland 1-(-4)-0,

Faulk 1-4-0

Mich. St. - Muhammed 9-171-1, Mason 6-74-0, Renaud 2-47-0, Carter 2-16-0,

Outlaw 2-24-0, Keur 1-16-0

#### **Punting**

LSU - Kessler 4/44.5

Mich. St. - Salani 6/37.5


# Game-By-Game Results



## Auburn 32 Army 29

**December 31, 1996**  
**Attendance: 41,366**

1996 - The Independence Bowl received national attention in its 21st year, as Bowl officials invited the Cadets of Army to compete against traditional football power Auburn. This matchup looked as though it would be a lopsided victory for the Tigers, but Army mounted a huge comeback effort, scoring 22 points in the fourth quarter to close the gap to 32-29, before a crowd of 41,366. In the final seconds of the game, Army put Jay Parker to the test for a 27-yard field goal attempt. Parker was perfect (17 of 17) from inside the 40, but that New Year's Eve day, he missed wide right, giving Auburn a 32-29 win over the Cadets.  
**Coaches:** Terry Bowden - Auburn; Bob Sutton - Army  
**Outstanding Players:** (O) Dameyune Craig, Auburn; (D) Rickey Neal, Auburn; Takeo Spikes, Auburn  
**Weather:** Partly Sunny, Warm



Score by Quarters	1st	2nd	3rd	4th	Final
Auburn	10	10	12	0	32
Army	0	7	0	22	29

### Scoring

**First Quarter:** Auburn - Holmes 31 field goal, Goodson 30 pass from Craig, (Holmes kick)  
**Second Quarter:** Auburn - Gosha 7 pass from Craig, (Holmes kick), Holmes 49 field goal, Army - Williams 3 run, (Parker kick)  
**Third Quarter:** Auburn - Craig 33 run, Williams 18 run  
**Fourth Quarter:** Army - Perry 12 run, (Parker kick), B. Williams 1 run, (Parker kick), Richardson 30 pass from McAda (Williams run)

<u>Team Statistics</u>	<u>Auburn</u>	<u>Army</u>
First Downs	27	18
Rushes-Net Yards	36-195	56-264
Net Yards Passing	372	148
Passing (Comp-Att-Int)	24-40-1	10-16-0
Total Plays	76	72
Total Net Yards	533	365
Fumbles-Lost	3-3	1-1
Penalties-Yards	5-47	3-20
Punts-Average	2-41.5	6-43.0

### Individual Statistics

#### Rushing

Auburn - Craig 13-75-1, Williams 12-72-0, Beasley 8-5-0, McLeod 2-5-0, Cooper 1-4-0  
Army - Williams 12-82-2, Perry 19-81-1, McAda 12-32-1, Brizic 8-29-0, Hewitt 5-21-0

#### Passing

Auburn - Craig 24-40-1-372 2TD  
Army - McAda 10-16-0-148 1TD

#### Receiving

Auburn - Gosha 10-132-1, Baker 5-104-0, Goodson 2-78-1, Bailey 4-39-0, Cooper 2-15-0, McCovery 1-4-0  
Army - Williams 3-74-0, Richardson 2-59-1, Thomas 2-14-0, Brizic 1-5-0, Leshinski 1-5-0, Perry 1-(-9)-0


#### Punting

Auburn - Holmes 2/41.5,  
Army - Lord 6/43.0

## LSU 27 Notre Dame 9

**December 28, 1997**  
**Attendance: 50,459**

1997 - The 22nd Independence Bowl marked two milestones for this post-season game, with an attendance record of 50,459, and the final year with Poulan/Weed Eater as the title sponsor. Notre Dame jumped out to an early lead with a 33-yard field goal, and found themselves on top 6-3 at the half. The second half was almost all LSU as Tiger running back Rondell Mealey broke a number of personal and Independence Bowl records with 222 yards rushing and two touchdowns. Hometown boy Abram Booty added one touchdown reception. LSU's Wade Richey added six to the total and ND's Scott Cengia scored six, but the Tigers rolled to a 27-9 win.  
**Coaches:** Gerry DiNardo - LSU; Bob Davie - Notre Dame  
**Outstanding Players:** (O) Rondell Mealey, LSU; (D) Arnold Miller, LSU  
**Weather:** Cold, Overcast, Spotty Rain



Score by Quarters	1st	2nd	3rd	4th	Final
LSU	0	3	10	14	27
Notre Dame	3	3	0	3	9

### Scoring

**First Quarter:** Notre Dame - Cengia 33 field goal  
**Second Quarter:** LSU - Richey 37 field goal, Notre Dame - Cengia 21 field goal  
**Third Quarter:** LSU - Richey 42 field goal, Booty 12 pass from Tyler (Richey kick)  
**Fourth Quarter:** Notre Dame - Cengia 33 field goal, LSU - Mealey 2 run (Richey kick), Mealey 1 run (Richey kick)

<u>Team Statistics</u>	<u>Notre Dame</u>	<u>LSU</u>
First Downs	19	19
Rushes-Net Yards	41-128	52-265
Net Yards Passing	115	61
Passing (Comp-Att-Int)	13-25-0	5-12-0
Total Plays	66	64
Total Net Yards	243	326
Fumbles-Lost	1-1	0-0
Penalties-Yards	5-30	5-55
Punts-Average	5/45.0	4/35.8

### Individual Statistics

#### Rushing

Notre Dame - Denson 20-101-0, Barry 8-43-0, Driver 1-1-0, Stokes 1-(-2)-0, Jackson 4-(-2)-0, Powlus 7-(-13)-0  
LSU - Mealey 34-222-2, Banks 6-23-0, Tyler 9-13-0, Faulk 3-7-0

#### Passing

Notre Dame - Powlus 8-18-0-66, Jackson 5-7-0-49  
LSU - Tyler 5-12-0-61 1TD

#### Receiving

Notre Dame - Johnson 5-49-0, Denson 3-32-0, Getherall 3-23-0, Brown 1-10-0, Barry 1-1-0  
LSU - Booty 5-61-1

#### Punting

Notre Dame - Smith 5-225-45.0  
LSU - Kessler - 2-85-42.5, Witten 2-58-29.0





# Game-By-Game Results

## Ole Miss 35 Texas Tech 18

**December 31, 1998**

**Attendance: 46,862**

1998 - The 23rd Independence Bowl was a rematch of the 1986 game which pitted the Rebels of Ole Miss against the Red Raiders of Texas Tech. Once again, Ole Miss came out on top, 35-18 before a crowd of 46,862. David Cutcliffe made his debut as a head coach leading the Rebels to their second win in three tries in the Independence Bowl. The game was evenly matched through the third quarter with Ole Miss only up by four, but the Rebels poured it on scoring 21 points in the fourth, while Texas Tech could only put up eight.

**Coaches:** David Cutcliffe - Ole Miss; Spike Dykes - Texas Tech

**Outstanding Players:** (O) Romaro Miller, Ole Miss; (D) Kendrick Clancy, Ole Miss

**Weather:** Partly Cloudy and Cool



Score by Quarters	1st	2nd	3rd	4th	Final
Ole Miss	7	7	0	21	35
Texas Tech	7	3	0	8	18

### Scoring

**First Quarter:** Texas Tech - Dorris 22 pass from Peters (Birkholz kick), Ole Miss - Lucas 33 pass from Miller (McGee kick)

**Second Quarter:** Ole Miss - McAllister 32 pass from Miller (McGee kick), Texas Tech - Birkholz 49 field goal

**Fourth Quarter:** Ole Miss - Peterson 26 pass from Miller (McGee kick), McAllister 4 run (McGee kick), McAllister 43 kickoff return (McGee kick), Texas Tech - McCullar fumble recovery (Winn pass)

<u>Team Statistics</u>	<u>Ole Miss</u>	<u>Texas Tech</u>
First Downs	19	18
Rushes-Net Yards	45-139	34-82
Net Yards Passing	216	203
Passing (Comp-Att-Int)	14-23-1	16-30-2
Total Plays	68	64
Total Net Yards	355	285
Fumbles-Lost	3-2	2-1
Penalties-Yards	7-86	5-55
Punts-Average	5/32.4	6/30.8

### Individual Statistics

#### **Rushing**

Ole Miss - McAllister 27-83-1, Stackhouse 9-37-0, Gunn 5-14-0, French 1-9-0, Cannon 1-3-0, Morris 1-1-0, Miller 1-(-4)-0  
Texas Tech - Williams 23-95-0, Peters 6-27-0, Dorris 1-5-0, Hunter 2-1-0, Tittle 2-0-0

#### **Passing**

Ole Miss - Miller 14-23-1-216 3TD  
Texas Tech - Tittle 11-19-2-134, Peters 5-11-0-69 1TD

#### **Receiving**

Ole Miss - French 4-46-0, Peterson 3-54-0, McAllister 2-55-1, Armstrong 2-26-0, Lucas 1-33-1, Stackhouse 1-2-0, Gunn 1-0-0  
Texas Tech - Dorris 5-66-1, Hart 4-50-0, Jackson 3-22-0, Allamon 2-42-0, Williams 1-15-0, Baker 1-8-0

#### **Punting**

Ole Miss - King 4-153-38.3  
Texas Tech - Hernandez 6-185-30.8

## Ole Miss 27 Oklahoma 25

**December 31, 1999**

**Attendance: 49,873**

1999 - The 24th Independence Bowl had Ole Miss picking up its third win in four tries in the Shreveport game. David Cutcliffe also picked up his second-consecutive bowl win as a head coach. Ole Miss jumped on top of Oklahoma early when Deuce McAllister scored on a 25-yard reception from Romaro Miller. Despite OU mounting a comeback by scoring 15 in the third quarter, the Rebels kept their lead until late in the fourth quarter when the Sooners jumped ahead on a 17-yard Josh Heupel touchdown pass. Down by one, 25-24, with 2:17 left in the game, McAllister returned the Oklahoma kickoff 42 yards to the Ole Miss 43. The Rebels got to the OU 22 yard line and with three seconds left on the clock, Rebel kicker Les Binkley made his 39-yard field goal attempt, giving Ole Miss the 27-25 win.

**Coaches:** David Cutcliffe - Ole Miss; Bob Stoops - Oklahoma

**Outstanding Players:** (O) Josh Heupel, Oklahoma; (D) Tim Strickland, Ole Miss

**Weather:** Clear and Cool



Score by Quarters	1st	2nd	3rd	4th	Final
Ole Miss	7	14	0	6	27
Oklahoma	3	0	15	7	25

### Scoring

**First Quarter:** Ole Miss - McAllister 25 pass from Miller (Binkley kick), Oklahoma - Duncan 34 field goal

**Second Quarter:** Ole Miss - Bettis 9 pass from Miller (Binkley kick), McAllister 80 run (Binkley kick)

**Third Quarter:** Oklahoma - Jackson 3 pass from Heupel (Duncan kick), Daniels 41 pass from Heupel (Duncan kick)

**Fourth Quarter:** Oklahoma - Binkley 29 field goal, Griffin 17 pass from Heupel (Duncan kick), Ole Miss - Binkley 39 field goal

<u>Team Statistics</u>	<u>Ole Miss</u>	<u>Oklahoma</u>
First Downs	19	27
Rushes-Net Yards	33-159	23-91
Net Yards Passing	202	390
Passing (Comp-Att-Int)	18-29-2	39-54-1
Total Plays	62	77
Total Net Yards	361	481
Fumbles-Lost	1-0	3-3
Penalties-Yards	3-13	4-35
Punts-Average	5/39.4	1/10.0

### Individual Statistics

#### **Rushing**

Ole Miss - McAllister 17-121-1, Gunn 5-27-0, Sanford 4-20-0, Stackhouse 2-6-0, Miller 5-(-15)-0  
Oklahoma - Griffin 12-86-0, Daniels 2-25-0, Skinner 1-0-0, Heupel 7-(-3)-0, Fletcher 1-(-17)-0

#### **Passing**

Ole Miss - Miller 18-28-2-202 2TD, McAllister 0-1-0-0  
Oklahoma - Heupel 39-53-1-390 3TD, Daniels 0-1-0-0

#### **Receiving**

Ole Miss - Peterson 5-51-0, McAllister 3-55-1, Armstrong 3-16-0, Flournoy 2-43-0, Bettis 2-16-1, Taylor 2-14-0, Sanford 1-7-0  
Oklahoma - Jackson 10-76-1, Griffin 8-65-1, Daniels 6-109-1, Savage 6-76-0, Smith 3-28-0, Mackey 2-14-0, Fagan 2-10-0, Hammons 1-12-0, Norman 1-0-0

#### **Punting**

Ole Miss - King 5-197-39.4  
Oklahoma - Ferguson 1-10-10.0

# Game-By-Game Results



## Mississippi State 43 Texas A&M 41

December 31, 2000  
Attendance: 36,974

2000 - The 25th Independence Bowl went down in history as the "snow bowl," as a blizzard hit Shreveport during pregame warmups. This was a matchup of traditional SEC and Big 12 powers. Texas A&M got out to an early 14-0 lead in the 1st quarter and it looked like it might be a blowout. But Mississippi State fought back with 14 points in the second, to A&M's six second period points. State then scored once in the third quarter for a one-touchdown lead, then scored 14 in the final period while A&M scored 15 to tie it up and send it into overtime with the score knotted up at 35. A&M got on the board first in overtime when Ja'Mar Toombs ran 25 yards for a score and the extra point was blocked and returned for a defensive PAT. State came back and scored on Wayne Madkin's six yard touchdown run for the 43-41 overtime win.

**Coaches:** Jackie Sherrill - Miss. St.; R.C. Slocum - Texas A&M

**Outstanding Players:** (O) Ja'Mar Toombs, Texas A&M;  
(D) Willie Blade, Miss. St.

**Weather:** Cold with snow



Score by Quarters	1st	2nd	3rd	4th	OT	Final
Mississippi State	0	14	7	14	8	43
Texas A&M	14	6	0	15	6	41

### Scoring

**First Quarter:** Texas A&M - Whitaker 9 yd. run (Kitchens kick), Toombs 4 yd. run, (Kitchens kick)

**Second Quarter:** Miss. State - Walker 40 yd. run (Westerfield kick), Diconzo Miller 4 pass from Madkin (Westerfield kick), Texas A&M - Ferguson 42 pass from Farris (kick blocked)

**Third Quarter:** Miss. State - Walker 1 yd. run (Westerfield kick)

**Fourth Quarter:** Texas A&M - Johnson 35 pass from Farrish (Whitaker rush for two), Toombs 13 yd. run (Kitchens kick), Miss. State - Walker 32 yd. run (Westerfield kick), Lee 3 pass from Madkin (Westerfield kick)

**Overtime:** Texas A&M - Toombs 25 yd. run (Kitchens kick blocked), Miss. State - Griffith PAT return for two, Madkin 6 yd. run

<u>Team Statistics</u>	<u>Miss. St.</u>	<u>Texas A&amp;M</u>
First Downs	16	14
Rushes-Net Yards	40-246	47-209
Net Yards Passing	71	133
Passing (Comp-Att-Int)	9-19-0	9-11-1
Total Plays	59	58
Total Net Yards	317	342
Fumbles-Lost	4-1	1-1
Penalties-Yards	6-45	7-71
Punts-Average	7/37.1	7/34.3

### Individual Statistics

#### Rushing

Miss. State - Walker 16-143-3, Miller 11-48-0, Madkin 11-38-1, Griffith 2-17-0  
Texas A&M - Toombs 35-193-3, Whitaker 8-16-1, Weber 2-2-0, Farris 2-(-2)-0

#### Passing

Miss. State - Madkin 9-19-0-71 2TD  
Texas A&M - Farris 9-11-1-133 2TD

#### Receiving

Miss. State - Miller 4-30-1, Lee 2-29-1, Lindsey 1-7-0, Butler 1-3-0, Griffith 1-2-0  
Texas A&M - Ferguson 3-54-1, Toombs 2-(-4)-0, Johnson 1-35-1, Porter 1-31-0, Taylor 1-15-0, Weber 1-2-0

#### Punting

Miss. State - Cole 7-260-37.1  
Texas A&M - Scates 7-240-34.3

## Alabama 14 Iowa State 13

December 27, 2001  
Attendance: 45,627

2001 - The 26th Independence Bowl was a low-scoring game, but filled with excitement right down to the final seconds. Iowa State nearly doubled the offensive output of Alabama, but the Crimson Tide managed to pull out the win, as State kicker Tony Yelk just missed a 47-yard field goal attempt with just under a minute left in the game that would have won it for the Cyclones. Alabama trailed the entire game, until quarterback Andrew Zow hit Terry Jones, Jr. for a 27 yard touchdown with 4:44 left in the game. Neal Thomas's kick put the Tide up by one. That lead would hold and Alabama upped its record to 7-5 on the season while the Cyclones fell to 7-5.

**Coaches:** Dennis Franchione - Alabama; Dan McCarney - Iowa State  
**Outstanding Players:** (O) Seneca Wallace, Iowa State; (D) Wayne Bacon, Alabama; Matt Word, Iowa State

**Weather:** Partly Cloudy and Cool



Score by Quarters	1st	2nd	3rd	4th	Final
Alabama	0	7	0	7	14
Iowa State	3	7	3	0	13

### Scoring

**First Quarter:** Iowa State - Yelk 36 yd. field goal

**Second Quarter:** Iowa State - Woodley 1 yd. run (Yelk kick), Alabama - Zow 8 yd. run (Thomas kick)

**Third Quarter:** Iowa State - Yelk 41 yd. field goal

**Fourth Quarter:** Alabama - Jones, Jr. 27 yd pass from Zow (Thomas kick)

<u>Team Statistics</u>	<u>Alabama</u>	<u>Iowa State</u>
First Downs	15	23
Rushes-Net Yards	39-150	32-172
Net Yards Passing	119	284
Passing (Comp-Att-Int)	11-19-1	25-42-0
Total Plays	58	74
Total Net Yards	269	456
Fumbles-Lost	0-0	1-0
Penalties-Yards	2-20	4-32
Punts-Average	2-14	3-22

### Individual Statistics

#### Rushing

Alabama - Galloway 16-91-0, Beard 8-45-0, Milons 1-12-0, Lowe 2-8-0, Hudson 1-1-0, Zow 11-(-6)-1  
Iowa State - Haywood 20-125-0, Danielson 1-33-0, Wallace 7-28-0, Billups 2-3-0, Wagner 1-2-0, Woodley 1-1-1

#### Passing

Alabama - Zow 11-19-1-119 1TD  
Iowa State - Wallace 25-42-0-284

#### Receiving

Alabama - Milons 3-32-0, Jones, Jr. 2-44-1, Collins 2-28-0, McAddley 2-10-0, Beard 1-8-0, Galloway 1-(-3)-0  
Iowa State - Campbell 7-109-0, Danielson 5-57-0, Haywood 5-34-0, Whitver 4-66-0, Banks 3-19-0, Montgomery 1-(-1)-0

#### Punting

Alabama - Bearden 7-279-39.9  
Iowa State - Yelk 3-142-47.3



# Game-By-Game Results

## Ole Miss 27 Nebraska 23

**December 27, 2002**

**Attendance: 46,096**

2002 - The 27th Independence Bowl got off to a slow start with Nebraska going on top in the first quarter with a field goal. That would be the only points scored in the first. Then in the second quarter both teams put up 14 each and the Huskers went into the lockerroom at halftime with a 17-14 lead. DeJuan Groce's 60-yard punt return for a TD with 2:43 left in the first half was his fourth scoring return on the season which tied an NCAA record. But Ole Miss came out hot in the second half and put up 10 points to Nebraska's lone field goal and after three periods Ole Miss had the lead 24-20. Each team added a field goal in the fourth, Ole Miss's coming on a 43 yard boot with 4:38 left in the game. That was good enough to give Ole Miss its fourth consecutive Independence Bowl win and its fourth overall on five appearances with a 27-23 victory.

**Coaches:** David Cutcliffe - Ole Miss; Frank Solich - Nebraska

**Outstanding Players:** (O) Eli Manning, Ole Miss; (D) Chris Kelsay, Nebraska

**Weather:** Sunny and 53 degrees



Score by Quarters	1st	2nd	3rd	4th	Final
Ole Miss	0	14	10	3	27
Nebraska	3	14	3	3	23

### Scoring

**First Quarter:** Nebraska - Brown 29 yd. field goal

**Second Quarter:** Nebraska - Herian 41 yd. pass from Lord (Brown kick), Groce 60 yd. punt return (Brown kick), Ole Miss - Johnson 11 yd pass from Manning (Nichols kick), Sanford 1 yd run (Nichols kick)

**Third Quarter:** Ole Miss - Nichols 37 yd. field goal, Sanford 1 yd. run (Nichols kick), Nebraska - Brown 23 yd. field goal

**Fourth Quarter:** Nebraska - Brown 29 yd. field goal, Ole Miss - Nichols 43 yd. field goal

<u>Team Statistics</u>	<u>Ole Miss</u>	<u>Nebraska</u>
First Downs	20	17
Rushes-Net Yards	32-52	52-266
Net Yards Passing	313	93
Passing (Comp-Att-Int)	25-44-0	7-17-2
Total Plays	76	69
Total Net Yards	365	359
Fumbles-Lost	1-0	0-0
Penalties-Yards	6-41	6-70
Punts-Average	8-43.8	6-43.8

### Individual Statistics

#### **Rushing**

Ole Miss - McClendon 12-36-0, Turner 7-30-0, Razzano 4-6-0, Sanford 3-4-2, Manning 6-(-24)-0

Nebraska - Diedrick 13-92-0, Lord 17-83-0, Horne 15-65-0, Davies 5-15-0, Davis 2-11-0

#### **Passing**

Ole Miss - Manning 25-44-0-313 1TD

Nebraska - Lord 7-16-2-93 1TD, Davies 0-1-0-0

#### **Receiving**

Ole Miss - Flowers 6-76-0, Collins 6-58-0, Biddle 4-62-0, Johnson 3-47-1, Espy 2-54-0, Rice 2-8-0, Razzano 1-9-0, McClendon 1-(-1)-0

Nebraska - Wilson 3-34-0, Herian 1-41-1, Pilkington 1-24-0, LeFlore 1-(-2)-0, Davis 1-(-4)-0

#### **Punting**

Ole Miss - Ridgeway 8-350-43.8

Nebraska - Larson 6-263-43.8

## Arkansas 27 Missouri 14

**December 31, 2003**

**Attendance: 49,625**

2003 - The 28th Independence Bowl matched up two teams with eight wins each for the first time since 1993. Arkansas got on the board first with a 33 yard field goal by Chris Balseiro, who went on to kick three more on the night for an Independence Bowl record. But Missouri fought back and went on top 7-3 on a Zack Abron 1 yard touchdown run. In the second quarter Balseiro added another 3-pointer, and Matt Jones and Cedric Cobbs each ran it in the endzone to put the Razorbacks up 21-7 at the half. Balseiro added his third field goal on the night in the third, and Missouri finally got back on the board with a Brad Smith rushing touchdown, putting the score at 24-14 going into the fourth quarter. Balseiro's 24-yard field goal proved to be the only points scored in the fourth, giving Arkansas the 27-14 win.

**Coaches:** Houston Nutt - Arkansas; Gary Pinkel - Missouri

**Outstanding Players:** (O) Cedric Cobbs, Arkansas; (D) Caleb Miller, Arkansas

**Weather:** Partly Cloudy and Cool



Score by Quarters	1st	2nd	3rd	4th	Final
Arkansas	3	18	3	3	27
Missouri	7	0	7	0	14

### Scoring

**First Quarter:** Arkansas - Balseiro 33 yd. field goal, Missouri - Abron 1 yd. run (Matheny kick)

**Second Quarter:** Arkansas - Balseiro 28 yd. field goal, Jones 1 yd. run (Wilson pass from Jones), Cobbs 41 yd. run (Balseiro kick)

**Third Quarter:** Iowa State - Balseiro 25 yd. field goal, Missouri - Smith 5 yd. run (Matheny kick)

**Fourth Quarter:** Arkansas - Balseiro 24 yd. field goal

<u>Team Statistics</u>	<u>Arkansas</u>	<u>Missouri</u>
First Downs	19	25
Rushes-Net Yards	47-300	49-252
Net Yards Passing	85	155
Passing (Comp-Att-Int)	9-18-0	17-31-2
Total Plays	65	80
Total Net Yards	385	407
Fumbles-Lost	0-0	2-1
Penalties-Yards	3-26	5-35
Punts-Average	4-30.0	3-25.0

### Individual Statistics

#### **Rushing**

Arkansas - Cobbs 27-141-1, Birmingham 10-85-0, Jones 7-74-1, Howard 2-2-0, Washington 1-(-2)-0

Missouri - Abron 19-137-1, Smith 20-96-1, Nash 9-60-0

#### **Passing**

Arkansas - Jones 6-14-0-49, Sorahan 3-3-0-0, Washington 0-1-0-0

Missouri - Smith 17-30-1-155, Riccio 0-1-1-0

#### **Receiving**

Arkansas - Smith 3-29-0, Wilson 3-25-0, Harris 1-13-0, Peters 1-11-0, Cobbs 1-7-0

Missouri - Omboga 8-63-0, Coffey 4-68-0, Outlaw 1-19-0, James Marcus 1-9-0, Matthews 1-4-0, Abron 1-1-0, Droege 1-(-9)-0

#### **Punting**

Arkansas - Skinner 4-120-30.0

Missouri - Harvey 2-75-37.5



# Game-By-Game Results



## Iowa State 17 Miami (Ohio) 13

December 28, 2004

Attendance: 43,076

2004 - The 29th Independence Bowl was another close game, with a total of 30 points scored by both teams combined. Iowa State got on the board first, scoring seven in the first quarter. The Cyclones followed that with a 23-yard field goal in the second quarter, giving them a 10-7 halftime lead, after Miami put seven on the board just before the half. Miami then came out and scored six in the third quarter, missing the extra point. Iowa State put the final points on the board with a touchdown early in the fourth quarter, giving Iowa State the win, 17-13. This marked the first win for a Big 12 Conference team in the Independence Bowl.

**Coaches:** Dan McCarney - Iowa State; Terry Hoepfner - Miami (Ohio)

**Outstanding Players:** (O) Bret Meyer, Iowa State; (D) Nik Moser, Iowa State

**Weather:** Sunny and 56 degrees



Score by Quarters	1st	2nd	3rd	4th	Final
Iowa State	7	3	0	7	17
Miami (Ohio)	0	7	6	0	13

### Scoring

**First Quarter:** Iowa St. - Steve Hicks 4 yd. run (Culbertson kick)

**Second Quarter:** Iowa St. - Culbertson 23 yd. field goal, Miami - Clemens 28 yd. pass from Betts (Parseghian kick)

**Third Quarter:** Miami - Smith 2 yd. run (Soderquist kick blocked)

**Fourth Quarter:** Iowa St. - Kock 1 yd. run (Culbertson kick)

Team Statistics	Iowa State	Miami (Ohio)
First Downs	22	18
Rushes-Net Yards	59-295	25-60
Net Yards Passing	114	240
Passing (Comp-Att-Int)	10-28-0	20-44-1
Total Plays	87	69
Total Net Yards	409	300
Fumbles-Lost	0-0	1-0
Penalties-Yards	7-71	7-48
Punts-Average	37.9	45.4

### Individual Statistics

#### Rushing

Iowa State - Hicks 27-159-1, Meyer 23-122-0, Kock 3-7-1, Blythe 1-6-0, Davis 1-5-0, Coleman 1-2-0

Miami - Smith 9-46-1, Clemens 8-22-0, Murphy 1-0-0, Betts 7-(-8)-1

#### Passing

Iowa State - Meyer 10-28-0-114

Miami - Betts 20-44-1-240 1TD

#### Receiving

Iowa State - Blythe 3-42-0, Davis 3-30-0, Barkema 2-23-0, Miller 2-19-0

Miami - Robinson 7-101-0, Corbin 2-40-0, Larkin 2-19-0, Kirkpatrick 2-17-0,

Busing 2-10-0, Smith 2-9-0, Clemens 1-28-1, Tyler 1-14-0, Williams 1-2-0

#### Punting

Iowa State - 7/37.9

Miami - Wafizig 8/45.4

## Missouri 38 South Carolina 31

December 30, 2005

Attendance: 41,332

2005 - The 30th Independence Bowl brought the Missouri Tigers back to Shreveport to take on the Gamecocks of South Carolina. Steve Spurrier saw his Gamecocks jump out to a 21-0 lead after the first quarter and it looked as if a blowout was on the horizon. But Missouri scored 14 to South Carolina's 7 to make it 28-14 at the half. The second half was all Missouri, as the Tigers scored 24, while holding the Gamecocks to only a field goal. Missouri came away with a 38-31 win, the first time a Big 12 team had defeated an SEC team in the 30-year history of the Independence Bowl.

**Coaches:** Steve Spurrier - South Carolina; Gary Pinkel - Missouri

**Outstanding Players:** (O) Brad Smith, Missouri; (D) Marcus King, Missouri

**Weather:** Partly Cloudy and Warm



Score by Quarters	1st	2nd	3rd	4th	Final
Missouri	0	14	7	17	38
South Carolina	21	7	0	3	31

### Scoring

**First Quarter:** South Carolina - Rice 23 yd. pass from Mitchell (Brown kick),

Davis 5 yd. run (Brown kick), Askins 20 yd. pass from Mitchell (Brown kick)

**Second Quarter:** Missouri - King 99 yd. interception return (Crossett kick), Cottman 5 yd. pass from Smith (Crossett kick) South Carolina - Davis 2 yd. run (Brown kick)

**Third Quarter:** Missouri - Smith 31 yd. run (Crossett kick)

**Fourth Quarter:** Missouri - Smith 4 yd. run (Crossett kick), Crossett 50 yd. field goal, Smith 1 yd. run (Crossett kick), South Carolina - Brown 30 yd. Field goal

Team Statistics	S. Carolina	Missouri
First Downs	21	21
Rushes-Net Yards	32-142	40-203
Net Yards Passing	266	301
Passing (Comp-Att-Int)	20-38-3	23-43-1
Total Plays	70	83
Total Net Yards	408	504
Fumbles-Lost	1-0	1-1
Penalties-Yards	5-52	8-87
Punts-Average	6-40.0	5-45.8

### Individual Statistics

#### Rushing

South Carolina - Davis 18-25-2, Wallace 7-14-0, Hettner 2-8-0, Mitchell 3-(-1)-0, Clark 1-(-4)-0

Missouri - Smith 21-150-3, Temple 11-29-0, Kincade 2-12-0, Jackson 4-7-0, Daniel 2-5-0

#### Passing

South Carolina - Mitchell 20-38-3-266 2TD

Missouri - Smith 21-37-1-282 1TD, Daniel 1-4-0-6, Ekwerekwu 1-2-0-13

#### Receiving

South Carolina - Rice 12-191-1, David 3-11-0, Wallace 2-12-0, Askins 1-20-1, Clark 1-20-0, McKinley 1-12-0

Missouri - Coffman 8-99-1, Rucker 5-83-0, Franklin 3-56-9, Ekwerekwu 3-29-0, Temple 2-16-0, Saunders 1-10-0, Jackson 1-8-0

#### Punting

South Carolina - 6/40.0

Missouri - 5/45.8



# Game-By-Game Results

## Oklahoma State 34 Alabama 31

December 28, 2006

Attendance: 45,054

2006 - Oklahoma State place kicker Jason Ricks booted a 27 yard field goal with eight seconds remaining in the game to give the Cowboys a thrilling 34-31 victory over the Alabama Crimson Tide in front of 45,054 at Independence Stadium. The Cowboys held a seemingly comfortable 31-17 with 14:02 left in the game but Alabama's Javier Arenas returned a punt 86 yards for a score and the Tide evened the score at 31 after a two yard touchdown run by Andre Smith following a fumble recovery on the previous kickoff. OSU running back Dantrell Savage was named the game's Offensive MVP after rushing for 112 yards and a score while QB Bobby Reid threw for 212 yards and one touchdown while rushing for 34 more. For the seventh time in the last eight years, the outcome of the Independence Bowl was decided by seven points or less. The 86-yard punt return for a TD by Arenas was the longest return for a touchdown in Independence Bowl history.

**Coaches:** Mike Gundy - Oklahoma State; Joe Kines - Alabama

**Outstanding Players:** (O) Dantrell Savage, Oklahoma State; (D) Jeremy Nethon, Oklahoma State

**Weather:** Partly Cloudy



Score by Quarters	1st	2nd	3rd	4th	Final
Oklahoma State	7	17	0	10	34
Alabama	7	7	3	14	31

### Scoring

**First Quarter:** Okla. St. - Savage 1 yd. run(Ricks kick), Alabama - Caddell 18 yd. pass from Wilson (Christensen kick)

**Second Quarter:** Okla. St. - Toston 4 yd. run (Ricks kick), Ricks 28 yd. field goal, Alabama - Castille 1 yd. run (Christensen kick) Okla. St. - Toston 7 yd. run (Ricks kick)

**Third Quarter:** Alabama - Christensen 24 yard field goal

**Fourth Quarter:** Okla. St. - Bowman 10 yd. pass from Reid,Alabama - Arenas 86 yd. punt return (Christensen kick), Smith 2 yd. run (Christensen kick),Okla. St. - Ricks 27 yd. field goal

Team Statistics	Okla. St.	Alabama
First Downs	23	18
Rushes-Net Yards	41-207	34-108
Net Yards Passing	212	168
Passing (Comp-Att-Int)	15-30-1	18-33-1
Total Plays	71	67
Total Net Yards	419	276
Fumbles-Lost	3-1	3-2
Penalties-Yards	9-77	8-45
Punts-Average	5/35.0	5/36.6

### Individual Statistics

#### Rushing

Okla. St. - Savage 19-112-1, Toston 9-58-2, Reid 10-34-0, Robinson 1-5-0, Crosslin 1-0-0  
Alabama - Johns 7-39-0, Darby 10-15-0, McClain 1-11-0, Wilson 6-10-0, Caddell 1-10-0, Castille 6-9-1, Brown 1-6-0, Hall 1-6-0, Smith 1-2-1

#### Passing

Okla. St. - Reid 15-28-1-212 1TD, Newton 0-1-0-0  
Alabama - Wilson 18-33-1-168 1TD

#### Receiving

Okla. St. - Pettigrew 4-65-0, Bowman 3-50-1, Savage 3-41-0, Woods 3-26-0, Waller 1-22-0, Toston 1-8-0  
Alabama - Hall 5-42-0, Darby 4-30-0, Caddell 3-33-1, Stover 1-17-0, Castille 1-17-0, McClain 1-9-0, Brown 1-7-0, McCall 1-7-0, Oakley 1-6-0

#### Punting

Okla. St. - Fodge 5-175-35.0  
Alabama - Fitzgerald 5-183-36.6

## Alabama 30 Colorado 24

December 30, 2007

Attendance: 47,043

2007 - In what has become commonplace in recent Independence Bowl history, the 32nd annual edition of the game was another close contest, as the Alabama Crimson Tide (7-6) held off the Buffaloes of Colorado (6-7) by a score of 30-24 at Independence Stadium.

Alabama raced out to a 20-0 lead after one quarter of play, and led 27-0 early in the second period, but was outscored by Colorado 24-3 the rest of the game. Alabama still managed to hold on for the victory. With its victory over Colorado, Alabama set an NCAA record for bowl game appearances (55) and wins (31). Crimson Tide quarterback John Parker Wilson earned the game's Offensive MVP Honors as he passed for 256 yards and three touchdowns. Defensive end Wallace Gilberry garnered Defensive MVP honors for Alabama as he made eight total tackles, one sack, and had five tackles for a loss.

**Coaches:** Nick Saban - Alabama; Dan Hawkins - Colorado

**Outstanding Players:** (O) John Parker Wilson, Alabama; (D) Wallace Gilberry, Alabama

**Weather:** Clear



Score by Quarters	1st	2nd	3rd	4th	Final
Alabama	20	7	0	3	30
Colorado	0	14	3	7	24

### Scoring

**First Quarter:** Alabama - Tiffin 41 yard field goal, Alabama - Tiffin 24 yard field goal, Alabama - Brown 15 yd. pass from Wilson (Tiffin kick), Alabama - Caddell 34 yd. pass from Wilson

**Second Quarter:** Alabama - Stover 31 yd. pass from Wilson (Tiffin kick), Colorado - DeVree 4 yd. pass from Hawkins (Eberhart kick) Colorado - Sprague 25 yd. pass from Hawkins (Eberhart kick)

**Third Quarter:** Colorado - Eberhart 39 yard field goal

**Fourth Quarter:** Alabama - Tiffin 26 yard field goal Colorado - DeVree 14 yd. pass from Hawkins (Eberhart kick)

Team Statistics	Alabama	Colorado
First Downs	22	19
Rushes-Net Yards	37-132	28-75
Net Yards Passing	256	322
Passing (Comp-Att-Int)	19-32-1	24-40-2
Total Plays	69	68
Total Net Yards	388	397
Fumbles-Lost	2-1	1-0
Penalties-Yards	4-21	4-30
Punts-Average	4/45.0	4/31.8

### Individual Statistics

#### Rushing

Alabama - Coffee 19-72-0, Upchurch 12-34-0, Wilson 4-24-0, Caddell 1-12-0, Stover 1-(-10)-0  
Colorado - Charles 14-69-0, Sprague 2-14-0, Dykes 3-10-0, Ellis 5-6-0, Lockridge 2-(-8)-0, Hawkins -(-16)-0

#### Passing

Alabama - Wilson 19-32-1-256 3TD  
Colorado - Hawkins 24-39-2-322 3TD

#### Receiving

Alabama - Caddell 4-76-1, Hall 4-58-0, Walker 4-38-0, Stover 2-35-1, Upchurch 2-23-0, Coffee 2-11-0, Brown 1-15-1  
Colorado - DeVree 9-94-2, McKnight 4-67-0, Dykes 2-40-0, Sprague 2-30-1, Williams 2-29-0, Robinson 2-12-0, Lockridge 1-22-0, Sanders 1-13-0, Behrens 1-5-0, Sanders 0-10-0

#### Punting

Alabama - Fitzgerald 4-180-45.0  
Colorado - DiLallo 3-103-34.3

# Game-By-Game Results



## Louisiana Tech 17 Northern Illinois 10

December 28, 2008  
Attendance: 41,567

2008 – The 33rd annual Independence Bowl featured local favorite Louisiana Tech, making its first appearance in the game since 1990, against newcomer Northern Illinois. The teams owned the national spotlight as the Bulldogs and Huskies squared off on Sunday night, Dec. 28 under the lights at Independence Stadium and in front of a national television audience on ESPN. Tech speedster Phillip Livas electrified the crowd of over 41,000 with a 97-yard kickoff return for a touchdown late in the first quarter, which tied the game at 7-7 but gave the Bulldogs the momentum. Livas' return was the second-longest in Independence Bowl history and first since Ole Miss' Deuce McAllister returned a kick for a score in the 1998 game. The Bulldogs added 10 more points, including an 11-yard TD run by Daniel Porter, and allowed only a third quarter field goal to NIU as Louisiana Tech hold on for the 17-10 victory, its first bowl win since 1977, fittingly also in the Independence Bowl.

**Coaches:** Jerry Kill-Northern Illinois; Derek Dooley- Louisiana Tech  
**Outstanding Players:** (O) Philip Livas, Louisiana Tech; (D) Weldon Brown, Louisiana Tech

**Weather:** Partly Cloudy



Score by Quarters	1st	2nd	3rd	4th	Final
Louisiana Tech	7	7	3	0	17
Northern Illinois	7	0	3	0	10

### Scoring

**First Quarter:** Northern Illinois- Skarb 8 yd. pass from Harnish (Salerno kick),

Louisiana Tech- Livas 97 yd. kickoff (Oestriecker kick)

**Second Quarter:** Louisiana Tech- Porter 11 yd. run (Oestriecker kick)

**Third Quarter:** Louisiana Tech- Oestriecker 33 yd. Field goal

**Fourth Quarter:** Northern Illinois- Salerno 20 yd. Field goal

Team Statistics	NIU	La. Tech
First Downs	17	12
Rushes-Net Yards	31-153	31-92
Net Yards Passing	186	144
Passing (Comp-Att-Int)	20-41-2	12-27-0
Total Plays	72	58
Total Net Yards	339	236
Fumbles-Lost	3-1	2-1
Penalties-Yards	7-70	6-40
Punts-Average	6-35.3	8-35.6

### Individual Statistics

#### Rushing

Northern Illinois- Spann 14-79-0, Harnish 12-61-0, Palmer 1-12-0, Brown 1-2-0, Grady 2-1-0

Louisiana Tech- Porter 18-78-1, Livas 3-15-0, Jackson 5-9-0, Harris 1-6-0, Jenkins 4-(-16)-0

#### Passing

Northern Illinois- Harnish 20-40-2-186 1TD, Simon 0-1-0-0

Louisiana Tech- Jenkins 12-27-0-144

#### Receiving

Northern Illinois- Simon 6-44-0, Perez 2-44-0, Cunningham 2-26-0, Spann 2-15-0, Cox 2-15-0, Turner 2-15-0, Skarb 1-8-1, Flahive 1-8-0, Brown 1-6-0, Davis 1-5-0

Louisiana Tech- Livas 4-18-0, Tuminello 2-30-0, Beck 2-17-0, Jackson 1-34-0, Porter 1-24-0, Morris 1-15-0, Womack 1-6-0

#### Punting

Northern Illinois- 6/35.3

Louisiana Tech- 8/35.6

## Georgia 44 Texas A&M 20

December 28, 2009  
Attendance: 49,653

2009- The 2009 AdvoCare V100 Independence Bowl will forever go down in I-Bowl history as one of the most memorable games for many reasons. The marquee matchup between the Texas A&M Aggies and Georgia Bulldogs marked the final Big 12-SEC matchup as the bowl switched conference affiliations from 2010-2013. Also, AdvoCare put an exclamation point on its first year as the bowl's title sponsor, and a sellout crowd enjoyed a beautiful day at Independence Stadium between two traditional college football programs. The Bulldogs ran away from the Aggies in the second half, expanding a 14-7 halftime lead into a 44-20 final margin in front of 49,653 and a national television audience on ESPN2. Georgia's Brandon Boykin returned a kickoff 81 yards for a touchdown in the second quarter, and the Bulldogs rushed for 208 yards en route to the convincing victory. The game was the highest-rated bowl game ever to be played on ESPN2.

**Coaches:** Mike Sherman- Texas A&M; Mark Richt- Georgia

**Outstanding Players:** (O) Aron White, Georgia; (D) Geno Atkins, Georgia



Score by Quarters	1st	2nd	3rd	4th	Final
Georgia	0	14	10	20	44
Texas A&M	0	7	7	6	20

### Scoring

**Second Quarter:** Texas A&M- McCoy 15 yd. pass from Johnson (Bullock kick), Georgia- Boykin 81 yd. kickoff return (Walsh kick), Georgia- King 2 yd. run (Walsh kick)

**Third Quarter:** Texas A&M- Michael 14 yd. run (Bullock kick), Georgia- Walsh 49 yd. field goal, Georgia- White 24 yd. pass from Cox (Walsh kick)

**Fourth Quarter:** Georgia- White 2 yd. pass from Cox (Walsh kick), Georgia- King 1 yd. run (Walsh kick), Georgia- Chapas 5 yd. run (Jensen kick failed), Texas A&M- Morrow 5 yd. pass from Johnson (pass failed)

Team Statistics	Texas A&M	Georgia
First Downs	26	17
Rushes- Net Yards	33-109	40-208
Net Yards Passing	362	158
Passing (Comp-Att-Int)	29-59-2	15-28-1
Total Plays	92	68
Total Net Yards	471	366
Fumbles- Lost	3-0	0-0
Penalties-Yards	7-65	6-39
Punts-Average	7-29.4	6-41.5

### Individual Statistics

#### Rushing

Texas A&M- Michael- 15-77-1, Johnson- 14-51-0, Gray- 3-5-0

Georgia- Ealey- 13-78-0, King- 16-60-2, Chapas- 5-43-1, Munzenmaier- 4-20-0, Cox- 1-6-0, Lanier- 1-1-0

#### Passing

Texas A&M- Johnson 29-58-2-362 2TD

Georgia- Cox 15-28-1-158 2TD

#### Receiving

Texas A&M- Fuller 7-102-0, Morrow 5-65-1, McCoy 4-39-1, Swope 4-31-0, Nwachukwu 3-38-0, Tannehill 2-35-0, Brown 2-7-0, Jackson 1-41-0, Gray 1-4-0 Georgia- Green 6-57-0, Moore 2-34-0, White 2-26-2, Charles- 2-8-0, King 1-32-0, Chapas- 1-4-0, Ealey 1-(-3)-0

#### Punting

Texas A&M- 7/29.4

Georgia- 6/41.5





# Game-By-Game Results

## Air Force 14 Georgia Tech 7

December 27, 2010

Attendance: 39,362

2010 - The matchup between Air Force and Georgia Tech was a landmark occasion for the Independence Bowl. The nation's 11th-oldest bowl game celebrated its 35th anniversary on Dec. 27 as the Falcons met the defending conference champion Yellow Jackets in the inaugural ACC-Mountain West matchup on ESPN2.

The teams, meeting for the first time since 1979, waged a defensive battle on a cool, clear day on the freshly installed playing surface at Independence Stadium as Air Force held off Georgia Tech, 14-7 in front over 39,000. The Falcons (9-4) capitalized on Georgia Tech's special teams mistakes, as the Yellow Jackets (6-7) committed four turnovers. Jon Davis sealed the win with an interception near the goal line with seconds remaining in the game. The two teams entered the contest first and second in the nation in rushing and combined for 449 yards.

**Coaches:** Troy Calhoun - Air Force; Paul Johnson - Georgia Tech

**Outstanding Players:** (O) Jared Tew, Air Force (D) Rick Ricketts, Air Force



Score by Quarters	1st	2nd	3rd	4th	Final
Air Force	3	3	0	8	14
Georgia Tech	7	0	0	0	7

### Scoring

**First Quarter:** Air Force- Bell 42 yd. field goal, Georgia Tech- Allen 5 yard run (Blair kick)

**Second Quarter:** Air Force- Bell 41 yd. field goal, Fourth Quarter: Air Force- Tew 3 yd. run (Warzeka rush)

Team Statistics	Air Force	Georgia Tech
First Downs	17	18
Rushes- Net Yards	49-170	57-279
Net Yards Passing	117	41
Passing (Comp-Att-Int)	11-23-0	5-14-1
Total Plays	72	71
Total Net Yards	287	320
Fumbles- Lost	0-0	4-3
Penalties-Yards	1-5	3-22
Punts-Average	4-36.8	5-36.2

### Individual Statistics

#### Rushing

Air Force- Tew 18-59-1, Hunter 2-34-0, Clark 8-30-0, Jefferson 12-25-0, Walker 5-17-0, Halderman- 2-8-0, Warzeka- 1-(-3)-0

Georgia Tech- Washington 28-131-0, Allen 23-91-1, Smith 4-40-0, Jones 2-17-0

#### Passing

Air Force- Jefferson 11-23-0-117

Georgia Tech- Washington 5-13-1-41, Team 0-1-0-0

#### Receiving

Air Force- Demerath 4-48-0, Halderman 4-36-0, Kauth 2-21-0, Warzeka 1-12-0  
Georgia Tech- McKayhan 1-16-0, Cone 1-9-0, Earls 1-7-0, Smith 1-6-0, Melton 1-3-0

#### Punting

Air Force- 4/36.8

Georgia Tech- 5/36.2

## Missouri 41 North Carolina 24

December 26, 2011

Attendance: 41,728

2011 - The 36th installment of the Independence Bowl was marked by a deluge of rain prior to kickoff, as Missouri and North Carolina took the gridiron for the only bowl game on TV the day after Christmas.

UNC got off to a quick start with a big return on the opening kickoff and an amazing 22-yard touchdown grab by Dwight Jones on the first drive. The Tigers would answer on the ensuing possession with a trick play, as receiver TJ Moe took a backward pass and threw to a wide-open Wes Kemp for a 40-yard touchdown. The Tigers remained in control of the game from that point on, following the lead of their sophomore dual threat quarterback, James Franklin, who earned offensive MVP recognition after completing 15-23 passes for 132 yards and a touchdown, while also rushing for 142 yards and two more scores.

**Coaches:** Gary Pinkel - Missouri; Everett Withers - North Carolina

**Outstanding Players:** (O) James Franklin, Missouri; (D) Andrew Wilson, Missouri

**Weather:** Cloudy, Rain



Score by Quarters	1st	2nd	3rd	4th	Final
Missouri	14	17	7	3	41
North Carolina	7	3	7	7	24

### Scoring

**First Quarter:** North Carolina- Jones 22 yd pass from Renner (Moore kick), Missouri- Kemp 40 yd pass from Moe (Barrow kick), Missouri- Franklin 2 yd run (Barrow kick)

**Second Quarter:** Missouri- Barrow 31 yd field goal, Missouri- Jackson 8 yd pass from Franklin, Missouri- Lawrence 9 yd run, North Carolina- Moore 21 yd field goal.

**Third Quarter:** North Carolina- Boyd 44 yd pass from Renner (Moore kick), Missouri- Franklin 2 yd run (Barrow kick)

**Fourth Quarter:** Missouri- Barrow 26 yd field goal, North Carolina- Highsmith 17 yd pass from Renner.

Team Statistics	Missouri	North Carolina
First Downs	27	20
Rushes- Net Yards	46-337	19-36
Net Yards Passing	176	317
Passing (Comp-Att-Int)	17-26-1	27-42-1
Total Plays	72	61
Total Net Yards	513	353
Fumbles- Lost	0-0	1-1
Penalties-Yards	6-49	2-20
Punts-Average	2-39.0	4-48.8

### Individual Statistics

#### Rushing

Missouri- Franklin 18-142-2, Lawrence 16-108-1, Moore 10-59-0, Culver 1-18-0, Moe 1-10-0

North Carolina- Bernard 13-31-0, Renner 4-11-0, Blue 1-(-1)-0, Highsmith 1-(-5)-0

#### Passing

Missouri- Franklin 15-23-1-132 1TD, Moe 1-2-0-40 1TD, 1-1-0-4

North Carolina- Renner 27-42-1-317 3TD

#### Receiving

Missouri- Washington 3-47-0, Egnew 3-39-0, Lawrence 3-13-0, Kemp 2-48-1, Jackson 2-15-1, Moore 2-2-0, McGaffie 1-8-0, Jones 1-4-0

North Carolina- Highsmith - 8-77-1, Jones 6-77-1, Bernard 6-36-0, Boyd 3-95-1, Wilson 2-11-0, Hurst 1-14-0, 1-7-0

#### Punting

Missouri- 2/39.0

North Carolina- 4/48.8

# Game-By-Game Results



## Ohio 45 ULM 14

December 28, 2012

Attendance: 41,853

2012 - The Ohio Bobcats put on a record-setting performance in their first Independence Bowl appearance against the Louisiana at Monroe Warhawks, who were making their first bowl appearance in program history. Ohio junior running back Beau Blankenship set the Independence Bowl record for most rushing touchdowns and tied the record for most total touchdowns after plowing his way into the endzone four times from two yards out or closer. Junior quarterback Tyler Tettleton put on a show with the aerial attack, completing 14 of 23 passes for 331 yards and two touchdowns. The duo earned Co-Offensive Player of the Game honors. All totaled, the Bobcats set the Bowl record for most total offense with 556 yards and tied the record for most points scored. Their 31-point margin of victory is the largest in Bowl history.

**Coaches:** Frank Solich - Ohio; Todd Berry - ULM

**Outstanding Players:** (O) Beau Blankenship, Ohio; Tyler Tettleton, Ohio (D) Keith Moore, Ohio

**Weather:** Cloudy



Score by Quarters	1st	2nd	3rd	4th	Final
Ohio	14	10	14	7	45
ULM	0	7	7	0	14

### Scoring

**First Quarter:** Ohio - Donte Foster 3 yard pass from Tyler Tettleton (Matt Weller kick); Chase Cochran 68 yard pass from Tettleton (Weller kick)

**Second Quarter:** ULM - Taverese Maye 14 yard pass from Kolton Browning (Justin Manton kick); Ohio - Weller 38 yard field goal; Beau Blankenship 2 yard run (Weller kick)

**Third Quarter:** Ohio - Blankenship 2 yard run (Weller kick); Blankenship 1 yard run (Weller kick); ULM - Kevin Steed 1 yard pass from Browning (Manton kick)

**Fourth Quarter:** Ohio - Blankenship 2 yard run (Weller kick)

Team Statistics	Ohio	ULM
First Downs	21	24
Rushes-Net Yards	38	38
Net Yards Passing	219	95
Passing (Comp-Att-Int)	15-23-1	21-40-3
Total Plays	61	78
Total Net Yards	556	314
Fumbles-Lost	3-1	1-0
Penalties-Yards	7-78	3-28
Punts-Average	2/42	5/36.8

### Individual Statistics

#### Rushing

Ohio - Beau Blankenship 19-104-4, Daz'Mond Patterson 5-36-0, Tyler Tettleton 4-34-0, Kyle Hammonds 6-33-0, Brian Palermo 2-13-0, Derrius Vick 1-1-0, Team 1-(-2)-0

ULM - Kolton Browning 24-47-0, M Bailey 5-31-0, Tavarese Maye 3-14-0, Cortney Davis 3-3-0, Monterrelle Washington 2-2-0, Brayle Brown 1-(-2)-0

#### Passing

Ohio - Tyler Tettleton 14-22-1-331 2TD, Matt Waters 1-1-0-6

ULM - Kolton Browning 21-39-3-219 2TD, Brayle Brown 0-1-0-0

#### Receiving

Ohio - Tyler Futtrell 5-133-0, Chase Cochran 3-162-1, Donte Foster 3-30-1, Tim Edmond 1-6-0, Beau Blankenship 1-5-0, Derrius Vick 1-2-0, Ryan Clark 1-(-1)-0

ULM - Brent Leonard 7-76-0, Tavarese Maye 4-58-1, Je'Ron Hamm 4-53-0, Rashon Ceaser 2-23-0, Cortney Davis 2-5-0, M Bailey 1-3-0, Kevin Steed 1-1-1

#### Punting

Ohio - Grant Venham 2/42

ULM - Justin Manton 5/36.8







# Year-By-Year Results

<u>Date/Chairman</u>	<u>Teams</u>	<u>Score</u>	<u>Post-Bowl Record</u>	<u>Att.</u>	<u>Payout</u>	<u>Players of the Game</u>
Dec. 13, 1976 <i>Lee Bryant</i>	McNeese State Tulsa	20 16	9-2 7-4-1	19,164	\$50,000	(O) Terry McFarland, McNeese St. (D) Terry Clark, Tulsa
Dec. 17, 1977 <i>Ed Powell</i>	Louisiana Tech Louisville	24 14	9-1-2 7-4-1	22,223	\$75,000	(O) Keith Thibodeaux, La. Tech (D) Otis Wilson, Louisville
Dec. 16, 1978 <i>Bill Brandon</i>	East Carolina Louisiana Tech	35 13	9-3 6-5	31,054	\$100,000	(O) Theodore Sutton, E. Carolina (D) Zack Valentine, E. Carolina
Dec. 15, 1979 <i>Skippy Shirley</i>	Syracuse McNeese State	31 7	7-5 11-1	27,234	\$150,000	(O) Joe Morris, Syracuse (D) Clay Carroll, McNeese State
Dec. 13, 1980 <i>Milton Chapman</i>	Southern Miss McNeese State	16 14	9-3 10-1	42,600	\$400,000	(O) Stephen Starring, McNeese St. (D) Jerald Baylis, Southern Miss
Dec. 12, 1981 <i>Milton Chapman</i>	Texas A&M Oklahoma State	33 16	7-5 7-5	48,600	\$600,000	(O) Gary Kubiak, Texas A&M (D) Mike Green, Oklahoma State
Dec. 11, 1982 <i>Ken Hanna</i>	Wisconsin Kansas State	14 3	7-5 6-5	46,244	\$600,000	(O) Randy Wright, Wisconsin (D) Tim Krumrie, Wisconsin
Dec. 10, 1983 <i>Tracy Jackson</i>	Air Force Ole Miss	9 3	10-2 7-5	41,274	\$800,000	(O) Marty Louthan, Air Force (D) Andre Townsend, Ole Miss
Dec. 15, 1984 <i>Cecil Lloyd</i>	Air Force Virginia Tech	23 7	8-4 8-4	45,034	\$800,000	(O) Bart Weiss, Air Force (D) Scott Thomas, Air Force
Dec. 21, 1985 <i>Cecil Lloyd</i>	Minnesota Clemson	20 13	7-5 6-6	42,845	\$800,000	(O) Rickey Foggie, Minnesota (D) Bruce Holmes, Minnesota
Dec. 20, 1986 <i>Jim Thompson</i>	Ole Miss Texas Tech	20 17	8-3-1 7-5	46,369	\$1,000,000	(O) Mark Young, Ole Miss (D) James Mosley, Texas Tech
Dec. 19, 1987 <i>Smokey Hyde</i>	Washington Tulane	24 12	7-4-1 6-6	44,683	\$1,000,000	(O) Chris Chandler, Washington (D) David Rill, Washington
Dec. 23, 1988 <i>Mike Collier</i>	Southern Miss Texas-El Paso	38 18	10-2 10-3	20,242	\$1,000,000	(O&D) James Henry, S. Miss
Dec. 16, 1989 <i>John Frazier</i>	Oregon Tulsa	27 24	8-4 6-6	44,621	\$1,000,000	(O) Bill Musgrave, Oregon (D) Chris Oldham, Oregon
Dec. 15, 1990 <i>Brant Goyne</i>	Louisiana Tech Maryland	34 34	8-3-1 6-5-1	48,325	\$1,200,000	(O) Michael Richardson, La. Tech (D) Lorenza Baker, La. Tech
Dec. 29, 1991 <i>Orvis Sigler</i>	Georgia Arkansas	24 15	9-3 6-6	46,932	\$1,300,000	(O) Andre Hastings, Georgia (D) Torrey Evans, Georgia
Dec. 31, 1992 <i>Orvis Sigler</i>	Wake Forest Oregon	39 35	8-4 6-6	31,337	\$1,300,000	(O) Todd Dixon, Wake Forest (D) Herman O'Berry, Oregon
Dec. 31, 1993 <i>Mike McCarthy</i>	Virginia Tech Indiana	45 20	9-3 8-4	33,819	\$1,400,000	(O) Maurice DeShazo, Vir. Tech (D) Antonio Banks, Virginia Tech
Dec. 28, 1994 <i>Bob Brown</i>	Virginia Texas Christian	20 10	9-3 7-5	36,192	\$1,500,000	(O) Mike Groh, Virginia (D) Mike Frederick, Virginia
Dec. 29, 1995 <i>Carl Mikovich</i>	LSU Michigan State	45 26	7-4-1 6-5-1	48,835	\$1,546,780	(O) Kevin Faulk, LSU (D) Gabe Northern, LSU



Oklahoma State vs. Texas A&M, 1981



# Year-By-Year Results



<u>Date/Chairman</u>	<u>Teams</u>	<u>Score</u>	<u>Post-Bowl Record</u>	<u>Att.</u>	<u>Payout</u>	<u>Players of the Game</u>
Dec. 31, 1996	Auburn	32	8-4	41,366	\$1,650,000	(O) Dameyune Craig, Auburn
<i>Rick Holland</i>	Army	29	10-2			(D) Takeo Spikes, Auburn
						(D) Ricky Neal, Army
Dec. 28, 1997	LSU	27	9-3	50,459	\$1,826,000	(O) Rondell Mealey, LSU
<i>Ken Antee</i>	Notre Dame	9	7-6			(D) Arnold Miller, LSU
Dec. 31, 1998	Ole Miss	35	7-5	46,862	\$2,114,000	(O) Romaro Miller, Ole Miss
<i>Richard Caldwell</i>	Texas Tech	18	7-5			(D) Kendrick Clancy, Ole Miss
Dec. 31, 1999	Ole Miss	27	8-4	49,873	\$2,239,896	(O) Josh Hupel, Oklahoma
<i>Sandy Cimino</i>	Oklahoma	25	7-5			(D) Tim Strickland, Ole Miss
Dec. 31, 2000	Mississippi State	43	8-4	36,974	\$2,112,000	(O) Ja'Mar Toombs, Texas A&M
<i>Pesky Hill</i>	Texas A&M	41	7-5			(D) Willie Blade, Miss. St.
Dec. 27, 2001	Alabama	14	7-5	45,627	\$2,344,214	(O) Seneca Wallace, Iowa State
<i>Lindy Broderick</i>	Iowa State	13	7-5			(D) Matt Word, Iowa State
						(D) Waine Bacon, Alabama
Dec. 27, 2002	Ole Miss	27	7-6	46,096	\$2,521,940	(O) Eli Manning, Ole Miss
<i>Randy James</i>	Nebraska	23	7-7			(D) Chris Kelsay, Nebraska
Dec. 31, 2003	Arkansas	27	9-4	49,625	\$2,504,112	(O) Cedric Cobbs, Arkansas
<i>Don Jagot</i>	Missouri	14	8-5			(D) Caleb Miller, Arkansas
Dec. 28, 2004	Iowa State	17	7-5	43,076	\$2,400,000	(O) Bret Meyer, Iowa State
<i>Jack Lee</i>	Miami University	13	8-5			(D) Nik Moser, Iowa State
Dec. 30, 2005	Missouri	38	7-5	41,332	\$2,400,000	(O) Brad Smith, Missouri
<i>David Nichols</i>	South Carolina	31	7-5			(D) Marcus King, Missouri
Dec. 28, 2006	Oklahoma State	34	7-6	45,054	\$2,200,000	(O) Dantrell Savage, Oklahoma State
<i>Markey Pierre</i>	Alabama	31	6-7			(D) Jeremy Nethon, Oklahoma State
Dec. 30, 2007	Alabama	30	7-6	47,043	\$2,200,000	(O) John Parker Wilson, Alabama
<i>Joe Darwin</i>	Colorado	24	6-7			(D) Wallace Gilberry, Alabama
Dec. 28, 2008	Louisiana Tech	17	8-5	41,567	\$1,650,000	(O) Phillip Livas, Louisiana Tech
<i>Keith Bergeron</i>	Northern Illinois	10	6-7			(D) Weldon Brown, Louisiana Tech
Dec. 28, 2009	Georgia	44	8-5	49,653	\$2,200,000	(O) Aron White, Georgia
<i>Toni Goodin</i>	Texas A&M	20	6-7			(D) Geno Atkins, Georgia
Dec. 27, 2010	Air Force	14	9-4	39,362	\$2,300,000	(O) Jared Tew, Air Force
<i>Jim Hagan</i>	Georgia Tech	7	6-7			(D) Rick Ricketts, Air Force
Dec. 26, 2011	Missouri	41	8-5	41,728	\$2,300,000	(O) James Franklin, Missouri
<i>Fred Sexton Jr.</i>	North Carolina	24	7-6			(D) Andrew Wilson, Missouri
Dec. 28, 2012	Ohio	45	9-4	41,853	\$1,700,000	(O) Beau Blankenship, Ohio
<i>Jack Andres</i>	ULM	14	8-5			(O) Tyler Tettleton, Ohio
						(D) Keith Moore, Ohio

*Ole Miss vs. Oklahoma, 1999*





# Team Breakdown

## Air Force (3-0)

1983	Ole Miss	W	9-3
1984	Virginia Tech	W	23-7
2010	Georgia Tech	W	14-7

## Alabama (2-1)

2001	Iowa State	W	14-13
2006	Oklahoma State	L	34-31
2007	Colorado	W	30-24

## Arkansas (1-1)

1991	Georgia	L	24-15
2003	Missouri	W	27-14

## Army (0-1)

1996	Auburn	L	32-29
------	--------	---	-------

## Auburn (1-0)

1996	Army	W	32-29
------	------	---	-------

## Clemson (0-1)

1985	Minnesota	L	20-13
------	-----------	---	-------

## Colorado (0-1)

2007	Alabama	L	30-24
------	---------	---	-------

## East Carolina (1-0)

1978	Louisiana Tech	W	35-13
------	----------------	---	-------

## Georgia (2-0)

1991	Arkansas	W	24-15
2009	Texas A&M	W	44-20

## Georgia Tech (0-1)

2010	Air Force	L	14-7
------	-----------	---	------

## Indiana (0-1)

1993	Virginia Tech	L	45-20
------	---------------	---	-------

## Iowa State (1-1)

2001	Alabama	L	14-13
2004	Miami University	W	17-13

## Kansas State (0-1)

1982	Wisconsin	L	14-3
------	-----------	---	------

## Louisiana at Monroe (0-1)

2012	Ohio	L	45-14
------	------	---	-------

## Louisiana Tech (2-1-1)

1977	Louisville	W	24-14
1978	East Carolina	L	35-13
1990	Maryland	T	34-34
2008	Northern Illinois	W	24-17

## Louisville (0-1)

1977	Louisiana Tech	L	24-14
------	----------------	---	-------

## LSU (2-0)

1995	Michigan State	W	45-26
1997	Notre Dame	W	27-9

## Maryland (0-0-1)

1990	Louisiana Tech	T	34-34
------	----------------	---	-------

## McNeese State (1-2)

1976	Tulsa	W	20-16
1979	Syracuse	L	31-7
1980	Southern Miss	L	16-14

## Miami University (0-1)

2004	Iowa State	L	17-13
------	------------	---	-------

## Michigan State (0-1)

1995	LSU	L	45-26
------	-----	---	-------

## Minnesota (1-0)

1985	Clemson	W	20-13
------	---------	---	-------

## Mississippi State (1-0)

2000	Texas A&M	W	43-41
------	-----------	---	-------

## Missouri (2-1)

2003	Arkansas	L	27-14
2005	South Carolina	W	38-31
2011	North Carolina	W	41-24

## Nebraska (0-1)

2002	Ole Miss	L	27-23
------	----------	---	-------

## North Carolina (0-1)

2011	Missouri	L	41-24
------	----------	---	-------

## Northern Illinois (0-1)

2008	Louisiana Tech	L	17-10
------	----------------	---	-------

## Ohio (1-0)

2012	ULM	W	45-14
------	-----	---	-------

## Notre Dame (0-1)

1997	LSU	L	27-9
------	-----	---	------

## Oklahoma (0-1)

1999	Ole Miss	L	27-25
------	----------	---	-------

## Oklahoma State (1-1)

1981	Texas A&M	L	33-16
2006	Alabama	W	34-31

## Ole Miss (4-1)

1983	Air Force	L	9-3
1986	Texas Tech	W	20-17
1998	Texas Tech	W	35-18
1999	Oklahoma	W	27-25
2002	Nebraska	W	27-23

## Oregon (1-1)

1989	Tulsa	W	27-24
1992	Wake Forest	L	39-35

## South Carolina (0-1)

2005	Missouri	L	38-31
------	----------	---	-------

## Southern Miss (2-0)

1980	McNeese State	W	16-14
1988	Texas-El Paso	W	38-18

## Syracuse (1-0)

1979	McNeese State	W	31-7
------	---------------	---	------

## Texas A&M (1-2)

1981	Oklahoma State	W	33-16
2000	Mississippi State	L	43-41
2009	Georgia	L	44-20

## Texas Christian (0-1)

1994	Virginia	L	20-10
------	----------	---	-------

## Texas El-Paso (0-1)

1988	Southern Miss	L	38-18
------	---------------	---	-------

## Texas Tech (0-2)

1986	Ole Miss	L	20-17
1998	Ole Miss	L	35-18

## Tulane (0-1)

1987	Washington	L	24-12
------	------------	---	-------

## Tulsa (0-2)

1976	McNeese State	L	20-16
1989	Oregon	L	27-24

## Virginia (1-0)

1994	Texas Christian	W	20-10
------	-----------------	---	-------

## Virginia Tech (1-1)

1984	Air Force	L	23-7
1993	Indiana	W	45-20

## Wake Forest (1-0)

1992	Oregon	W	39-35
------	--------	---	-------

## Washington (1-0)

1987	Tulane	W	24-12
------	--------	---	-------

## Wisconsin (1-0)

1982	Kansas State	W	14-3
------	--------------	---	------

# Coaching and Conference Records



Coach	School	Years	Record	Pct.
Frank Beamer	Virginia Tech	1993	1-0	1.000
Todd Berry	Louisiana at Monroe	2012	0-1	.000
Terry Bowden	Auburn	1996	1-0	1.000
Billy Brewer	Ole Miss	1983, '86	1-1	.500
Rich Brooks	Oregon	1989, '92	1-1	.500
Mack Brown	Tulane	1987	0-1	.000
Troy Calhoun	Air Force	2010	1-0	1.000
Bobby Collins	Southern Miss	1980	1-0	1.000
Jack Crowe	Arkansas	1991	0-1	.000
David Cutcliffe	Ole Miss	1998, '99, '02	3-0	1.000
Bob Davie	Notre Dame	1997	0-1	.000
Fisher DeBerry	Air Force	1984	1-0	1.000
Jim Dickey	Kansas State	1982	0-1	.000
Gerry DiNardo	Louisiana State	1995, '97	2-0	1.000
Jack Doland	McNeese State	1976	1-0	1.000
Bill Dooley	Va. Tech/Wake Forest	1984, '92	1-1	.500
Derek Dooley	Louisiana Tech	2008	1-0	1.000
F.A. Dry	Tulsa	1976	0-1	.000
Ernie Duplechin	McNeese State	1979, '80	0-2	.000
Pat Dye	East Carolina	1978	1-0	1.000
Spike Dykes	Texas Tech	1986, '98	0-2	.000
Danny Ford	Clemson	1985	0-1	.000
Dennis Franchione	Alabama	2001	1-0	1.000
Vince Gibson	Louisville	1977	0-1	.000
Ray Goff	Georgia	1991	1-0	1.000
Mike Gundy	Oklahoma State	2006	1-0	1.000
John Gutekunst	Minnesota	1985	1-0	1.000
Curley Hallman	Southern Miss	1988	1-0	1.000
Ken Hatfield	Air Force	1983	1-0	1.000
Dan Hawkins	Colorado	2007	0-1	.000
Terry Hoepfner	Miami Univ.	2004	0-1	.000
Don James	Washington	1987	1-0	1.000
Jimmy Johnson	Oklahoma State	1981	0-1	.000
Paul Johnson	Georgia Tech	2010	0-1	.000
Jerry Kill	Northern Illinois	2008	0-1	.000
Joe Kines	Alabama	2006	0-1	.000
Joe Krivak	Maryland	1990	0-0-1	.500
Maxie Lambright	Louisiana Tech	1977, '78	1-1	.500
Bill Mallory	Indiana	1993	0-1	.000
Dan McCarney	Iowa State	2001, '04	1-1	.500
Dave McClain	Wisconsin	1982	1-0	1.000
Houston Nutt	Arkansas	2003	1-0	1.000
J.R. Peace	Louisiana Tech	1990	0-0-1	.500
Gary Pinkel	Missouri	2003, '05, '11	2-1	.667
Dave Rader	Tulsa	1989	0-1	.000
Mark Richt	Georgia	2009	1-0	1.000
Nick Saban	Michigan St./Alabama	1995, '07	1-1	.500
Mike Sherman	Texas A&M	2009	0-1	.000
Jackie Sherrill	Mississippi State	2000	1-0	1.000
R.C. Slocum	Texas A&M	2000	0-1	.000
Frank Solich	Nebraska, Ohio	2002, '12	1-1	.500
Steve Spurrier	South Carolina	2005	0-1	.000
Bob Stoops	Oklahoma	1999	0-1	.000
Bob Stull	Texas El-Paso	1988	0-1	.000
Pat Sullivan	Texas Christian	1994	0-1	.000
Bob Sutton	Army	1996	0-1	.000
George Welsh	Virginia	1994	1-0	1.000
Tom Wilson	Texas A&M	1981	1-0	1.000
Everett Withers	North Carolina	2011	0-1	.000

Conference	Teams	Games	Won	Lost	Tied	Pct.
Atlantic Coast	6	6	2	3	1	.417
Big East	1	1	1	0	0	1.000
*Big Eight	2	2	0	2	0	.000
Big Ten	4	4	2	2	0	.500
Big 12	8	12	4	8	0	.333
Mid-American	3	3	1	2	0	.333
Mountain West	1	1	1	0	0	1.000
Pac-12	2	3	2	1	0	.667
Southeastern	8	16	13	3	0	.812
+Southland	2	5	2	3	0	.400
*Southwest	4	4	1	3	0	.250
Sun Belt	1	1	0	1	0	.000
Western Athletic	3	4	3	1	0	.750
Independents	10	12	4	7	1	.375
*Defunct League						
+Now a member of NCAA FCS						

Atlantic Coast Conference (2-3-1)		Southeastern Conference (13-3)	
Clemson	0-1	Alabama	2-1
Georgia Tech	0-1	Arkansas	1-0
Maryland	0-0-1	Auburn	1-0
North Carolina	0-1	Georgia	2-0
Virginia	1-0	LSU	2-0
Wake Forest	1-0	Ole Miss	4-1
		Mississippi State	1-0
		South Carolina	0-1
Big East Conference (1-0)		Southland Conference (2-3)	
Virginia Tech	1-0	Louisiana Tech	1-1
		McNeese State	1-2
Big Eight Conference (0-2)		Southwest Conference (1-3)	
Kansas State	0-1	Arkansas	0-1
Oklahoma State	0-1	Texas A&M	1-0
		Texas Christian	0-1
		Texas Tech	0-1
Big Ten Conference (2-2)		Sun Belt Conference (0-1)	
Indiana	0-1	Louisiana at Monroe	0-1
Michigan State	0-1		
Minnesota	1-0		
Wisconsin	1-0		
Big 12 Conference (4-8)		Western Athletic Conference (3-1)	
Colorado	0-1	Air Force	2-0
Iowa State	1-1	Loisiana Tech	1-0
Missouri	2-1	Texas El-Paso	0-1
Nebraska	0-1		
Oklahoma	0-1		
Oklahoma State	1-0		
Texas Tech	0-1		
Texas A&M	0-2		
Mid-American (0-2)		Independents (4-7-1)	
Miami University	0-1	Army	0-1
Northern Illinois	0-1	East Carolina	1-0
Ohio	1-0	Louisiana Tech	0-0-1
		Louisville	0-1
		Notre Dame	0-1
		Southern Mississippi	2-0
		Syracuse	1-0
Mountain West Conference (1-0)		Tulane	0-1
Air Force	1-0	Tulsa	0-2
		Virginia Tech	0-1
Pac-12 Conference (2-1)			
Oregon	1-1		
Washington	1-0		





# Players of the Game

## Offense

Year	Player	School	Pos.
1976	Terry McFarland	McNeese State	QB
1977	Keith Thibodeaux	Louisiana Tech	QB
1978	Theodore Sutton	East Carolina	FB
1979	Joe Morris	Syracuse	RB
1980	Stephen Starring	McNeese State	QB
1981	Gary Kubiak	Texas A&M	QB
1982	Randy Wright	Wisconsin	QB
1983	Marty Louthan	Air Force	QB
1984	Bart Weiss	Air Force	QB
1985	Rickey Foggie	Minnesota	QB
1986	Mark Young	Ole Miss	QB
1987	Chris Chandler	Washington	QB
1988	James Henry	Southern Miss	PR
1989	Bill Musgrave	Oregon	QB
1990	Michael Richardson	Louisiana Tech	RB
1991	Andre Hastings	Georgia	FL
1992	Todd Dixon	Wake Forest	WR
1993	Maurice DeShazo	Virginia Tech	QB
1994	Mike Groh	Virginia	QB
1995	Kevin Faulk	LSU	RB
1996	Dameyune Craig	Auburn	QB
1997	Rondell Mealey	LSU	RB
1998	Romaro Miller	Ole Miss	QB
1999	Josh Huepel	Oklahoma	QB
2000	Ja'Mar Toombs	Texas A&M	RB
2001	Seneca Wallace	Iowa State	QB
2002	Eli Manning	Ole Miss	QB
2003	Cedric Cobbs	Arkansas	TB
2004	Bret Meyer	Iowa State	QB
2005	Brad Smith	Missouri	QB
2006	Dantrell Savage	Oklahoma State	RB
2007	John Parker Wilson	Alabama	QB
2008	Phillip Livas	Louisiana Tech	WR
2009	Aron White	Georgia	TE
2010	Jared Tew	Air Force	RB
2011	James Franklin	Missouri	QB
2012	Beau Blankenship	Ohio	RB
	Tyler Tettleton	Ohio	QB

## Defense

Year	Player	School	Pos.
1976	Terry Clark	Tulsa	CB
1977	Otis Wilson	Louisville	LB
1978	Zack Valentine	East Carolina	DE
1979	Clay Carroll	McNeese State	DT
1980	Jearld Baylis	Southern Miss	NG
1981	Mike Green	Oklahoma State	LB
1982	Tim Krumrie	Wisconsin	NG
1983	Andre Townsend	Ole Miss	DT
1984	Scott Thomas	Air Force	S
1985	Bruce Holmes	Minnesota	LB
1986	James Mosley	Texas Tech	DE
1987	David Rill	Washington	LB
1988	James Henry	Southern Miss	DB
1989	Chris Oldham	Oregon	DB
1990	Lorenza Baker	Louisiana Tech	LB
1991	Torrey Evans	Georgia	LB
1992	Herman O'Berry	Oregon	CB
1993	Antonio Banks	Virginia Tech	S
1994	Mike Frederick	Virginia	DE
1995	Gabe Northern	LSU	DE
1996	Takeo Spikes	Auburn	LB
	Ricky Neal	Auburn	LB
1997	Arnold Miller	LSU	DL
1998	Kendrick Clancy	Ole Miss	DL
1999	Tim Strickland	Ole Miss	CB
2000	Willie Blade	Mississippi State	DT
2001	Matt Word	Iowa State	LB
	Waine Bacon	Alabama	SS
2002	Chris Kelsay	Nebraska	LB
2003	Caleb Miller	Arkansas	ILB
2004	Nik Moser	Iowa State	DB
2005	Marcus King	Missouri	CB
2006	Jeremy Nethon	Oklahoma State	LB
2007	Wallace Gilberry	Alabama	DE
2008	Weldon Brown	Louisiana Tech	DB
2009	Geno Atkins	Georgia	DT
2010	Rick Ricketts	Air Force	DE
2011	Andrew Wilson	Missouri	LB
2012	Keith Moore	Ohio	LB



Tyler Tettleton  
and  
Beau Blankenship



Keith Moore

# Bowl Participant Award Winners



## Doak Walker Award

Presented for the first time in 1990 to honor the nation's best running back among Division I-A juniors or seniors who combine outstanding achievements on the field, in the classroom and in the community. Sponsored by the GTE-Southern Methodist Athletic Forum in Dallas, Texas, a \$10,000 scholarship is donated to the recipient's university in his name. It is voted on by a 16-member panel of media and former college football standouts. The award is named after Doak Walker, Southern Methodist's three-time consensus All-America halfback and 1948 Heisman Trophy winner.

**1990** Greg Lewis, Washington  
**1992** Garrison Hearst, Georgia

## Maxwell Award

First presented in 1937 to honor the nation's outstanding college football player by the Maxwell Memorial Football Club of Philadelphia. The award is named after Robert "Tiny" Maxwell, a Philadelphia native who played at the University of Chicago as a lineman near the turn of the century.

**2003** Eli Manning, Ole Miss

## Walter Camp

First presented in 1967 to honor the nation's outstanding college football player by the Walter Camp Foundation in balloting by Division I-A coaches and sports information directors. The award is named after Walter Camp, one of the founders of modern American football.

**2000** Josh Heupel, Oklahoma

## Butkus Award

First presented in 1985 to honor the nation's best collegiate linebacker by the Downtown Athletic Club of Orlando, Fla. The award is named after Dick Butkus, two-time consensus All-American at Illinois and six-time all-pro linebacker with the Chicago Bears.

**2001** Rocky Calmus, Oklahoma  
**2009** Rolando McClain, Alabama  
**2010** Von Miller, Texas A&M

## Jim Thorpe Award

First presented in 1986 to honor the nation's best defensive back by the Jim Thorpe Athletic Club of Oklahoma City. The award is named after Jim Thorpe, Olympic champion, two-time consensus All-American halfback at Carlisle and professional football player.

**2001** Roy Williams, Oklahoma

## Bronko Nagurski Award

First presented in 1993 to honor the nation's top collegiate defensive player by the Football Writers Association of America and the Charlotte (N.C.) Touchdown Club. The award is named after Bronko Nagurski, consensus All-America tackle and running back at Minnesota in 1929, and a member of both the College Football Hall of Fame and Pro Football Hall of Fame.

**2001** Roy Williams, Oklahoma

## Outland Trophy

Honoring the outstanding interior lineman in the nation, first presented in 1946 by the Football Writers Association of America. The award is named for its benefactor, Dr. John H. Outland.

**1987** Chad Hennings, Air Force  
**2008** Andre Smith, Alabama

## Johnny Unitas

### Golden Arm Award

First presented in 1987 to honor the nation's top senior quarterback by the Kentucky Chapter of the National Football Foundation and College Football Hall of Fame, Inc. Each year, a committee composed of NFL executives, coaches, scouts, and media members selects the winner based on citizenship, scholarship, leadership and athletic accomplishments. The award is named after Pro Football Hall of Fame quarterback Johnny Unitas.

**2003** Eli Manning, Ole Miss

## John Mackey Award

First presented in 2000 and is awarded by Nassau County Sports Commission to honor the national's top tight end. The award is named after former Syracuse and NFL star John Mackey.

**2008** Chase Coffman, Missouri

## Ray Guy Award

First presented in 2000 by the Greater Augusta Sports Council to honor the nation's top punter. The award is named after Ray Guy, a former All-American at Southern Miss and an all-pro for the Oakland Raiders.

**2008** Matt Fodge, Oklahoma State

## Lou Groza Award

Presented for the first time in 1992 to honor the nation's top collegiate placekicker. Sponsored by the Palm Beach County Sports Authority in conjunction with the Orange Bowl Committee. The award is named after NFL Hall of Fame kicker Lou Groza.

**1995** Michael Reeder, Texas Christian  
**2003** Jonathan Nichols, Ole Miss

## Mosi Tatupu Special Teams

### Player of the Year

First presented in 1997 to the top special teams player in the Country by the Maui Touchdown Club. The award is named after Mosi Tatupu, who played high school football in Honolulu and collegiate football at Southern Cal. He went on to a 14-year NFL playing career.

**2000** J.T. Thatcher, Oklahoma

## AFCA Coach of the Year

Selected by the American Football Coaches Association and the Football Writers Association of America.

**1983** Ken Hatfield, Air Force\*  
**1985** Fisher DeBerry, Air Force  
**1999** Frank Beamer, Virginia Tech  
**2000** Bob Stoops, Oklahoma

## Bobby Dodd Coach of the Year

Selected by the American Football Coaches Association and the Football Writers Association of America.

**1983** Ken Hatfield, Air Force\*  
**1985** Fisher DeBerry, Air Force  
**1991** George Welsh, Virginia  
**1996** Bob Sutton, Army\*  
**2003** Bob Stoops, Oklahoma  
**2004** Paul Johnson, Navy+  
**2008** Mack Brown, Texas#

## Eddie Robinson Coach of the Year

Selected by Football Writers Association of America. Named in honor of legendary Grambling State head coach Eddie Robinson, who coached 408 career victories

**1985** Fisher DeBerry, Air Force  
**1994** Rich Brooks, Oregon  
**1999** Frank Beamer, Virginia Tech  
**2000** Bob Stoops, Oklahoma  
**2003** Nick Saban, LSU^  
**2008** Nick Saban, Alabama  
**2011** Mike Gundy, Oklahoma State

## Home Depot Coach of the Year

Given annually to the top head football coach, as voted on by ESPN and ABC college football analysts.

**1994** Rich Brooks, Oregon  
**1999** Frank Solich, Nebraska  
**2000** Bob Stoops, Oklahoma  
**2008** Nick Saban, Alabama

## Paul "Bear" Bryant Coach of the Year

The College Football Coach of the Year Award began in 1957 and was renamed for Coach Bryant in 1986, following his death of a heart attack in 1983. It has since benefited the American Heart Association. The award honors excellence in college football coaching, both on and off the field.

**1994** Rich Brooks, Oregon  
**1999** Frank Beamer, Virginia Tech  
**2000** Bob Stoops, Oklahoma  
**2003** Nick Saban, LSU^  
**2005** Mack Brown, Texas#  
**2011** Mike Gundy, Oklahoma State

\*Award earned during season in which his team played in the Independence Bowl  
 +Coached Georgia Tech in the 2010 Independence Bowl  
 #Coached Tulane in the 1987 Independence Bowl  
 ^Coached Michigan State in the 1995 Independence Bowl and Alabama in the 2007 Independence Bowl



# Individual Records

## Rushing

### **Most Attempts:**

35, Ja'Mar Toombs, Texas A&M vs. Miss. State, 2000  
34, Rondell Mealey, LSU vs. Notre Dame, 1997  
33, Joe Morris, Syracuse vs. McNeese State, 1979  
29, Bart Weiss, Air Force vs. Virginia Tech, 1984  
28, Tevin Washington, Georgia Tech vs. Air Force, 2010  
28, E.D. Jackson, Arkansas vs. Georgia, 1991

### **Most Net Yards:**

234, Kevin Faulk, LSU vs. Michigan State, 1995  
222, Rondell Mealey, LSU vs. Notre Dame, 1997  
193, Ja'Mar Toombs, Texas A&M vs. Miss. State, 2000  
159, Stevie Hicks, Iowa State vs. Miami Univ., 2004  
155, Joe Morris, Syracuse vs. McNeese State, 1979

### **Best Avg. Per Carry (minimum 10 carries):**

9.4, Kevin Faulk, LSU vs. Michigan State, 1995  
8.9, Dontae Walker, Miss. State vs. Texas A&M, 2000  
8.5, Decori Birmingham, Arkansas vs. Missouri, 2003  
8.4, Theodore Sutton, ECU vs. Louisiana Tech, 1978  
7.9, James Franklin, Missouri vs. North Carolina, 2011

### **Most Yards by a Quarterback:**

150, Brad Smith, Missouri vs. South Carolina, 2005  
142, James Franklin, Missouri vs. North Carolina, 2011  
131, Tevin Washington, Georgia Tech vs. Air Force, 2010  
122, Bret Meyer, Iowa State vs. Miami Univ., 2004  
96, Brad Smith, Missouri vs. Arkansas, 2003

## Passing

### **Most Attempts:**

58, Jerrod Johnson, Texas A&M vs. Georgia, 2009  
53, Josh Heupel, Oklahoma vs. Ole Miss, 1999  
50, Mark Young, Ole Miss vs. Texas Tech, 1986  
44, Josh Betts, Miami University vs. Iowa State, 2004  
44, Eli Manning, Ole Miss vs. Nebraska, 2002  
44, Tony Banks, Michigan State vs. LSU, 1995

### **Most Completions:**

39, Josh Hupel, Oklahoma vs. Ole Miss, 1999  
31, Mark Young, Ole Miss vs. Texas Tech, 1986  
29, Jerrod Johnson, Texas A&M vs. Georgia, 2009  
27, Bryn Renner, North Carolina vs. Missouri, 2011  
25, Eli Manning, Ole Miss vs. Nebraska, 2002  
25, Seneca Wallace, Iowa State vs. Alabama, 2001

### **Most Net Yards:**

390, Josh Hupel, Oklahoma vs. Ole Miss, 1999  
372, Dameyune Craig, Auburn vs. Army, 1996  
362, Jerrod Johnson, Texas A&M vs. Georgia, 2009  
348, Tony Banks, Michigan State vs. LSU, 1995  
343, Mark Young, Ole Miss vs. Texas Tech, 1986

### **Most Interceptions Thrown:**

5, Wade Hill, Arkansas vs. Georgia, 1991  
3, eight times, most recently:  
Kolton Browning, ULM vs. Ohio, 2012

### **Highest Completion Pct.: (minimum 15 completions):**

75.0, Gary Kubiak, Texas A&M vs. Okla. St., 1981  
73.6, Josh Heupel, Oklahoma vs. Ole Miss, 1999  
65.2, James Franklin, Missouri vs. North Carolina, 2011  
64.3, Bryn Renner, North Carolina vs. Missouri, 2011  
64.3, Eric Zeier, Georgia vs. Arkansas, 1991

### **Most Yards Per Completion: (minimum 5 completions)**

23.6, Tyler Tettleton, Ohio vs. ULM, 2012  
23.2, Stephan Starring, McNeese St. vs. S. Miss, 1980  
20.5, Chad Millet, McNeese State vs. Syracuse, 1979  
17.7, Rodney Williams, Clemson vs. Minnesota, 1985  
17.5, Keith West, Wake Forest vs. Oregon, 1992

## Receiving

### **Most Receptions:**

12, Sidney Rice, South Carolina vs. Missouri, 2005  
10, Jarrail Jackson, Oklahoma vs. Ole Miss, 1999  
10, Willie Gosh, Auburn vs. Army, 1996  
9, Tyson DeVree, Colorado vs. Alabama, 2007  
9, Muhsin Muhammed, Michigan State vs. LSU, 1995  
9, Reggie Barrett, UTEP vs. Southern Miss, 1988  
9, Travis Price, Texas Tech vs. Ole Miss, 1986

### **Most Yards Receiving:**

191, Sidney Rice, South Carolina vs. Missouri, 2005  
177, Thomas Lewis, Indiana vs. Virginia Tech, 1993  
171, Muhsin Muhammed, Michigan St. vs. LSU, 1995  
166, Todd Dixon, Wake Forest vs. Oregon, 1992  
162, Chase Cochran, Ohio vs. ULM, 2012

### **Highest Avg. Per Catch: (minimum 3 catches)**

54.0, Chase Cochran, Ohio vs. ULM, 2012  
33.2, Todd Dixon, Wake Forest vs. Oregon, 1992  
31.7, Jehranie Boyd, North Carolina vs. Missouri, 2011  
29.5, Thomas Lewis, Indiana vs. Virginia Tech, 1993  
26.6, Tyler Futrell, Ohio vs. ULM, 2012

## Miscellaneous Yardage

### **Two or More 100-yard Rushers on Same Team:**

Missouri vs. North Carolina, 2011  
James Franklin, 18 carries for 142 yards  
Kendall Lawrence, 16 carries for 108 yards  
Iowa State vs. Miami Univ., 2004  
Bret Meyer, 23 carries for 122 yards  
Stevie Hicks, 27 carries for 159 yards

### **Two or More 100-yard Receivers on Same Team:**

Ohio vs. ULM, 2012  
Tyler Futrell, 5 catches for 133 yards  
Chase Cochran, 3 catches for 162 yards  
Auburn vs. Army, 1996  
Willie Gosh, 10 catches for 132 yards  
Robert Baker, 5 catches for 104 yards

Oregon vs. Tulsa, 1989

Joe Reitzug, 6 catches for 121 yards

Tony Hargain, 5 catches for 100 yards

### **300-yard passer, 100-yard rusher, 100-yard receiver on Same Team:**

Ohio vs. ULM, 2012

Tyler Tettleton, 331 yards passing

Beau Blankenship, 104 yards rushing

Tyler Futrell, 133 yards receiving

Chase Cochran, 162 yards receiving

### **200-yard passer, 100-yard rusher, 100-yard receiver on Same Team:**

Iowa State vs. Alabama, 2001

Seneca Wallace, 284 yards passing

Ennis Haywood, 125 yards rushing

Craig Campbell, 109 yards receiving

Wake Forest vs. Oregon, 1992

Keith West, 262 yards passing

John Leach, 116 yards rushing

Todd Dixon, 166 yards receiving

Texas A&M vs. Oklahoma State, 1981

Gary Kubiak, 225 yards passing

Earnest Jackson, 123 yards rushing

Jimmie Williams, 118 yards receiving

### **200-yard rusher, 100-yard receiver on Same Team:**

LSU vs. Michigan State, 1995

Kevin Faulk, 234 yards rushing

Eddie Kennison, 124 yards receiving

## Scoring

### **Most Points:**

24, Beau Blankenship, Ohio vs. ULM, 2012

### **Most Points Rushing:**

24, Beau Blankenship, Ohio vs. ULM, 2012  
18, Brad Smith, Missouri vs. South Carolina, 2005  
18, Ja'Mar Toombs, Texas A&M vs. Miss. St., 2000  
18, Dontae Walker, Miss. St. vs. Texas A&M, 2000  
18, Troy Jackson, Maryland vs. Louisiana Tech, 1990

### **Most Points Receiving:**

12, Aron White, Georgia vs. Texas A&M, 2009  
12, Tyson DeVree, Colorado vs. Alabama, 2007  
12, Thomas Lewis, Indiana vs. Virginia Tech, 1993  
12, Todd Dixon, Wake Forest vs. Oregon, 1992  
12, Jimmie Williams, Texas A&M vs. Okla. State, 1981

### **Most Total Touchdowns:**

4, Beau Blankenship, Ohio vs. ULM, 2012 (4 rush)  
4, Brad Smith, Missouri vs. South Carolina, 2005  
(3 rush, 1 pass)

### **Most Touchdowns Rushing:**

4, Beau Blankenship, Ohio vs. ULM, 2012  
3, Brad Smith, Missouri vs. South Carolina, 2005  
3, Ja'Mar Toombs, Texas A&M vs. Miss. St., 2000  
3, Dontae Walker, Miss. St. vs. Texas A&M, 2000  
3, Troy Jackson, Maryland vs. Louisiana Tech, 1990

### **Most Touchdowns Passing:**

3, Bryn Renner, North Carolina vs. Missouri, 2011  
3, Cody Hawkins, Colorado vs. Alabama, 2007  
3, John Parker Wilson, Alabama vs. Colorado, 2007  
3, Josh Hupel, Oklahoma vs. Ole Miss, 1999  
3, Romaro Miller, Ole Miss vs. Texas Tech, 1998

### **Most Touchdowns Receiving:**

2, Aron White, Georgia vs. Texas A&M, 2009  
2, Tyson DeVree, Colorado vs. Alabama, 2007  
2, Thomas Lewis, Indiana vs. Virginia Tech, 1993  
2, Todd Dixon, Wake Forest vs. Oregon, 1992  
2, Jimmie Williams, Texas A&M vs. Okla. State, 1981

### **Interception Return Touchdowns:**

1 (99), Marcus King, Missouri vs. S. Carolina, 2005  
1 (8), Alex Molden, Oregon vs. Wake Forest, 1992  
1 (33), Merv Scurllark, Texas Tech vs. Ole Miss, 1986

## Individual All-Purpose Yards

Player	Year	Rushing	Receiving	Punt Return	Kick Return	Yards
1. Kevin Faulk, LSU	1995	234	4	----	33	271
2. Rondell Mealey, LSU	1997	222	----	34	----	256
Thomas Lewis, Indiana	1993	----	177	58	21	256
4. Eddie Kennison, LSU	1995	6	124	3	116	249
5. Deuce McAllister, Ole Miss	1999	121	55	----	63	239
6. Derrick Mason, Michigan State	1995	----	74	26	132	232
7. Hugh Charles, Colorado	2007	69	----	----	126	195
8. Sidney Rice, South Carolina	2005	----	191	----	----	191
Jarrail Jackson, Oklahoma	1999	----	76	8	107	191
10. Ja'Mar Toombs, Texas A&M	2000	193	-4	----	----	187



# Individual Records



## **Fumble Return Touchdowns:**

- 1 (14), Kevin McCullar, Texas Tech vs. Ole Miss, 1998
- 1 (37), Gabe Northern, LSU vs. Michigan State, 1995
- 1 (20), Lawrence Lewis, Va. Tech vs. Indiana, 1993
- 1 (24), Herman O'Berry, Oregon vs. Wake Forest, 1992

## **Kickoff Return Touchdowns:**

- 1 (81), Brandon Boykin, Georgia vs. Texas A&M, 2009
- 1 (97), Phillip Livas, La. Tech vs. Northern Illinois, 2008
- 1 (43), Deuce McAllister, Ole Miss vs. Texas Tech, 1998
- 1 (92), Eddie Kennison, LSU vs. Michigan State, 1995
- 1 (100), Derrick Mason, Michigan State vs. LSU, 1995

## **Punt Return Touchdowns:**

- 2 (65, 45), James Henry, Southern Miss vs. UTEP, 1988
- 1 (86), Javier Arenas, Alabama vs. Okla. State, 2006
- 1 (60), DeJuan Groce, Nebraska vs. Ole Miss, 2002
- 1 (44), Mitchell Price, Tulane vs. Washington, 1987
- 1 (60), Miller, Louisville vs. Louisiana Tech, 1977

## **Blocked Punt Returned for Touchdown:**

- 1 (21), Derrick Williams, Tulsa vs. Oregon, 1989

## **Blocked Field Goal Returned for Touchdown:**

- 1 (80), Antonio Banks, Va. Tech vs. Indiana, 1993
- 1 (65), Mel McGowen, Tulsa vs. McNeese State, 1976

## **Most Field Goals:**

- 4, Chris Balseiro, Arkansas vs. Missouri, 2003
- 4, David Hardy, Texas A&M vs. Oklahoma State, 1981

## **Most PATs:**

- 6, Matt Weller, Ohio vs. ULM, 2012
- 6, Andre LaFleur, LSU vs. Michigan State, 1995
- 6, Ryan Williams, Virginia Tech vs. Indiana, 1993

## **Most Points by Kicker:**

- 15, David Hardy, Texas A&M vs. Okla. State, 1981

## **Two-Point Conversions:**

- 1, Jonathan Warzeka, Air Force vs. Ga. Tech, 2010
- 1, George Wilson from Matt Jones, Ark. vs. Missouri, 2003
- 1, Julius Griffith, Miss. St. vs. Texas A&M, 2000, Def. PAT
- 1, Rich Whitaker, Texas A&M vs. Miss. State, 2000
- 1, Tim Winn from Matt Tittle, Texas Tech vs. Ole Miss, 1998
- 1, Bobby Williams, Army vs. Auburn, 1996
- 1, Scott Greene, Michigan State vs. LSU, 1995
- 1, John Leach from Keith West, Wake Forest vs. Oregon, 1992
- 1, E.D. Jackson, Arkansas vs. Georgia, 1991
- 1, Willie Fuller from David Flores, UTEP vs. S. Miss, 1988
- 1, Terry McFarland, McNeese State vs. Tulsa, 1976

## **Miscellaneous Scoring**

### **Player with Rushing, Receiving and Return**

#### **Touchdown in the Same Game:**

- Deuce McAllister, Ole Miss vs. Texas Tech, 1998
- 4-yard rush TD, 32-yard reception TD, 43-yard kickoff return TD

## **Punting**

### **Most Punts:**

- 9, Terry McFarland, McNeese St. vs. Tulsa, 1976
- 8, seven times, most recently:
- Chris Keagle, La. Tech vs. Northern Illinois, 2008

### **Highest Average Per Punt:**

- 48.8, Thomas Hibbard, North Carolina vs. Missouri, 2011
- 47.3, Tony Yelk, Iowa State vs. Alabama, 2001
- 45.8, Adam Crossett, Missouri vs. S. Carolina, 2005

## **Punt Returns**

### **Most Punt Returns:**

- 8, DeJuan Groce, Nebraska vs. Ole Miss, 2002
- 8, Thomas Lewis, Indiana vs. Virginia Tech, 1993

### **Most Punt Return Yardage:**

- 108, James Henry, Southern Miss vs. UTEP, 1988

### **Highest Average:**

- 86, Javier Arenas, Alabama vs. Oklahoma State, 2006

## **Kickoff Returns**

### **Most Kickoff Returns:**

- 8, Cyrus Gray, Texas A&M vs. Georgia, 2009

### **Most Kickoff Return Yardage:**

- 157, Cyrus Gray, Texas A&M vs. Georgia, 2009
- Highest Average:**
- 63, Jason Davis, Louisiana Tech vs. Maryland, 1990

## **Interceptions**

### **Most Interceptions Made:**

- 2, Anthony Magee, Ole Miss vs. Texas Tech, 1998
- 2, Ryan Husky, Ole Miss vs. Texas Tech, 1998
- 2, Chris Oldham, Oregon vs. Tulsa, 1989
- 2, Terry Walker, Southern Miss vs. UTEP, 1988
- 2, James McKinley, Tulane vs. Washington, 1987
- 2, Jim Collins, Syracuse vs. McNeese State, 1979
- Most Interception Return Yardage:**
- 99, Marcus King, Missouri vs. South Carolina, 2005

## **Tackles**

### **Most Total Tackles:**

- 24, Clay Carroll, McNeese State vs. Syracuse, 1979
- 18, Allen Stansberry, LSU vs. Michigan State, 1995
- 17, Jeff Herrod, Ole Miss vs. Texas Tech, 1986
- 16, Caleb Miller, Arkansas vs. Missouri, 2003
- 16, Willie Blade, Miss. State vs. Texas A&M, 2000
- 16, Bob Howell, McNeese State vs. Tulsa, 1976
- Most Sacks:**
- 3, Chuck Wiley, LSU vs. Notre Dame, 1997
- 3, James Gillyard, LSU vs. Michigan St., 1995
- 3, James Mosley, Texas Tech vs. Ole Miss, 1986

## **Longest Plays**

### **Longest Run From Scrimmage:**

- 80, Deuce McAllister, Ole Miss vs. Oklahoma, 1999

### **Longest Rushing Touchdown:**

- 80, Deuce McAllister, Ole Miss vs. Oklahoma, 1999

### **Longest Pass:**

- 87, Randy Wright to Tom Stracka,
- Wisconsin vs. Kansas St., 1982

### **Longest Passing Touchdown:**

- 87, Randy Wright to Tom Stracka,
- Wisconsin vs. Kansas St., 1982

### **Longest Field Goal:**

- 50, Adam Crossett, Missouri vs. South Carolina, 2005
- 50, David Hardy, Texas A&M vs. Okla. State, 1981

### **Longest Punt:**

- 70, Jeff Dozier, Louisiana Tech vs. East Carolina, 1978

### **Longest Punt Return:**

- 86, Javier Arenas, Alabama vs. Oklahoma State, 2006

### **Longest Punt Return for Touchdown:**

- 86, Javier Arenas, Alabama vs. Oklahoma State, 2006

### **Longest Kickoff Return:**

- 100, Derrick Mason, Michigan State vs. LSU, 1995

### **Longest Kickoff Return for Touchdown:**

- 100, Derrick Mason, Michigan State vs. LSU, 1995

### **Longest Interception Return:**

- 99, Marcus King, Missouri vs. South Carolina, 2005

### **Longest Interception Return for Touchdown:**

- 99, Marcus King, Missouri vs. South Carolina, 2005

### **Longest Fumble Return:**

- 37, Gabe Northern, LSU vs. Michigan State, 1995

### **Longest Fumble Return for Touchdown:**

- 37, Gabe Northern, LSU vs. Michigan State, 1995

### **Longest Return of Blocked Field Goal:**

- 80, Antonio Banks, Virginia Tech vs. Indiana, 1993

### **Longest Return of Blocked Field Goal for**

#### **Touchdown:**

- 80, Antonio Banks, Virginia Tech vs. Indiana, 1993

## **Individual Total Offense**

Player	Opponent	Year	Passing	Rushing	Total
1. Dameyune Craig, Auburn	Army	1996	372	75	472
2. Brad Smith, Missouri	South Carolina	2005	282	150	432
3. Jerrod Johnson, Texas A&M	Georgia	2009	362	51	413
4. Josh Heupel, Oklahoma	Ole Miss	1999	390	-3	387
5. Tyler Tettleton, Ohio	ULM	2012	331	34	365
6. Terrance Jones, Tulane	Washington	1987	248	91	339
7. Bryn Renner, North Carolina	Missouri	2011	317	11	328
8. Tony Banks, Michigan State	LSU	1995	348	-28	320
9. Bill Musgrave, Oregon	Tulsa	1989	320	-6	314
Mark Young, Ole Miss	Texas Tech	1986	343	-29	314

## **Individual Yards From Scrimmage**

Player	Opponent	Year	Rushing	Receiving	Total
1. Kevin Faulk, LSU	Michigan State	1995	234	4	238
2. Rondell Mealey, LSU	Notre Dame	1997	222	----	222
3. Sidney Rice, South Carolina	Missouri	2005	----	191	191
4. Ja'Mar Toombs, Texas A&M	Mississippi State	2000	193	-4	189
5. Thomas Lewis, Indiana	Virginia Tech	1993	----	177	177
6. Deuce McAllister, Ole Miss	Oklahoma	1999	121	55	176
7. Muhsin Muhammed, Michigan St.	LSU	1995	----	171	171
8. Todd Dixon, Wake Forest	Oregon	1992	----	166	166
9. Chase Cochran, Ohio	ULM	2012	----	162	162
10. Stevie Hicks, Iowa State	Miami University	2004	159	----	159
Ennis Haywood, Iowa State	Alabama	2001	125	34	159



# Team Records

## Rushing

### **Most Attempts:**

73, Syracuse vs. McNeese State, 1979  
67, East Carolina vs. Louisiana Tech, 1978  
64, McNeese State vs. Southern Miss, 1980  
63, Air Force vs. Ole Miss, 1983  
58, Texas A&M vs. Oklahoma State, 1981

### **Fewest Attempts:**

19, North Carolina vs. Missouri, 2011  
23, Oklahoma vs. Ole Miss, 1999  
25, Miami University vs. Iowa State, 2004  
28, Colorado vs. Alabama, 2007  
30, Georgia vs. Arkansas, 1991  
30, McNeese State vs. Syracuse, 1979

### **Most Yards:**

337, Missouri vs. North Carolina, 2011  
300, Arkansas vs. Missouri, 2003  
295, Iowa State vs. Miami University, 2004  
279, Georgia Tech vs. Air Force, 2010  
278, East Carolina vs. Louisiana Tech, 1978

### **Fewest Yards:**

12, Louisiana Tech vs. East Carolina, 1978  
20, Indiana vs. Virginia Tech, 1993  
36, North Carolina vs. Missouri, 2011  
48, Louisiana Tech vs. Louisville, 1977  
52, Ole Miss vs. Nebraska, 2002

### **Highest Average Per Carry:**

7.3, Missouri vs. North Carolina, 2011  
6.4, Arkansas vs. Missouri, 2003  
6.2, Mississippi State vs. Texas A&M, 2000  
5.6, LSU vs. Michigan State, 1995  
5.4, Iowa State vs. Alabama, 2001

### **Lowest Average Per Carry:**

0.4, Louisiana Tech vs. East Carolina, 1978  
0.6, Indiana vs. Virginia Tech, 1993  
1.1, Louisiana Tech vs. Louisville, 1977  
1.4, UTEP vs. Southern Miss, 1988  
1.9, North Carolina vs. Missouri, 2011

## Passing

### **Most Attempts:**

59, Texas A&M vs. Georgia, 2009  
54, Oklahoma vs. Ole Miss, 1999  
52, Louisiana Tech vs. East Carolina, 1978  
50, Ole Miss vs. Texas Tech, 1986  
44, four times, most recently:

Miami University vs. Iowa State, 2004

### **Fewest Attempts:**

7, Air Force vs. Virginia Tech, 1984  
7, Air Force vs. Ole Miss, 1983  
9, Wisconsin vs. Kansas State, 1982  
10, Syracuse vs. McNeese State, 1979  
12, LSU vs. Notre Dame, 1997  
12, McNeese State vs. Southern Miss, 1980

### **Most Completions:**

39, Oklahoma vs. Ole Miss, 1999  
31, Ole Miss vs. Texas Tech, 1986  
29, Texas A&M vs. Georgia, 2009  
27, North Carolina vs. Missouri, 2011  
25, Ole Miss vs. Nebraska, 2002  
25, Iowa State vs. Alabama, 2001

### **Fewest Completions:**

4, East Carolina vs. Louisiana Tech, 1978  
5, Georgia Tech vs. Air Force, 2010  
5, LSU vs. Notre Dame, 1997  
5, Syracuse vs. McNeese State, 1979  
5, McNeese State vs. Syracuse, 1979  
5, McNeese State vs. Tulsa, 1976

### **Most Yards:**

390, Oklahoma vs. Ole Miss, 1999  
372, Auburn vs. Army, 1996  
362, Texas A&M vs. Georgia, 2009  
348, Michigan State vs. LSU, 1995  
343, Ole Miss vs. Texas Tech, 1986

### **Fewest Yards:**

41, Georgia Tech vs. Air Force, 2010  
49, Air Force vs. Virginia Tech, 1984  
51, Syracuse vs. McNeese State, 1979  
54, East Carolina vs. Louisiana Tech, 1978  
57, McNeese State vs. Tulsa, 1976

### **Most Passes Had Intercepted:**

5, Arkansas vs. Georgia, 1991  
3, eight times, most recently:  
ULM vs. Ohio, 2012

### **Highest Completion Percentage:**

86.0, Air Force vs. Ole Miss, 1983  
86.0, Air Force vs. Virginia Tech, 1984  
81.8, Texas A&M vs. Mississippi State, 2000  
72.2, Oklahoma vs. Ole Miss, 1999  
71.4, Texas A&M vs. Oklahoma State, 1981

### **Lowest Completion Percentage:**

27.0, McNeese State vs. Tulsa, 1976  
29.4, McNeese State vs. Syracuse, 1979  
30.8, East Carolina vs. Louisiana Tech, 1978  
33.3, TCU vs. Virginia, 1994  
34.4, Clemson vs. Minnesota, 1985

### **Most Yards Per Completion:**

23.2, McNeese St. vs. Southern Miss, 1980  
22.5, Ohio vs. ULM, 2012  
20.4, McNeese State vs. Syracuse, 1979  
20.3, Wisconsin vs. Kansas State, 1982  
20.2, Wake Forest vs. Oregon, 1992

### **Fewest Yards Per Completion:**

5.1, Syracuse vs. McNeese State, 1979  
6.7, Louisville vs. Louisiana Tech, 1977  
7.9, Mississippi State vs. Texas A&M, 2000  
8.1, TCU vs. Virginia, 1994  
8.2, Georgia Tech vs. Air Force, 2010  
8.2, Air Force vs. Virginia Tech, 1984

## Total Offense

### **Most Plays:**

92, Texas A&M vs. Georgia, 2009  
88, Ole Miss vs. Texas Tech, 1986  
87, Iowa State vs. Miami University, 2004  
85, Louisiana Tech vs. East Carolina, 1978  
83, three times, most recently:  
Missouri vs. South Carolina, 2005

### **Fewest Plays:**

47, McNeese St. vs. Syracuse, 1979  
56, TCU vs. Virginia, 1994  
58, Louisiana Tech vs. Northern Illinois, 2008  
58, Alabama vs. Iowa State, 2001  
58, Texas A&M vs. Mississippi State, 2000

### **Most Yards:**

556, Ohio vs. ULM, 2012  
533, Auburn vs. Army, 1996  
516, Wake Forest vs. Oregon, 1992  
513, Missouri vs. North Carolina, 2011  
504, Missouri vs. South Carolina, 2005

### **Fewest Yards:**

161, Louisville vs. Louisiana Tech, 1977  
191, TCU vs. Virginia, 1994  
192, Kansas State vs. Wisconsin, 1982  
209, McNeese State vs. Tulsa, 1976  
229, McNeese State vs. Syracuse, 1979

### **Highest Average Yards Per Play:**

9.1, Ohio vs. ULM, 2012  
8.1, Oregon vs. Tulsa, 1989  
7.1, Missouri vs. North Carolina, 2011  
7.0, Auburn vs. Army, 1996  
6.6, Wake Forest vs. Oregon, 1992

### **Lowest Average Yards Per Play:**

2.4, Louisville vs. Louisiana Tech, 1977  
2.8, Kansas State vs. Wisconsin, 1982  
3.2 Louisiana Tech vs. East Carolina, 1978  
3.3, McNeese State vs. Tulsa, 1976  
3.4 TCU vs. Virginia, 1994

## Scoring

### **Most Touchdowns:**

6, Ohio vs. ULM, 2012  
6, Georgia vs. Texas A&M, 2009  
6, Texas A&M vs. Mississippi State, 2000  
6, Mississippi State vs. Texas A&M, 2000  
6, LSU vs. Michigan State, 1995  
6, Virginia Tech vs. Indiana, 1993

### **Most Touchdowns Rushing:**

5, East Carolina vs. La. Tech, 1978

### **Most Touchdowns Passing:**

3, North Carolina vs. Missouri, 2011  
3, Colorado vs. Alabama, 2007  
3, Alabama vs. Colorado, 2007  
3, Oklahoma vs. Ole Miss, 1999  
3, Ole Miss vs. Texas Tech, 1998

### **Most Interception Return Touchdowns:**

1, Missouri vs. South Carolina, 2005  
1, Oregon vs. Wake Forest, 1992  
1, Texas Tech vs. Ole Miss, 1986

### **Most Fumble Return Touchdowns:**

1, Texas Tech vs. Ole Miss, 1998  
1, LSU vs. Michigan State, 1995  
1, Virginia Tech vs. Indiana, 1993  
1, Oregon vs. Wake Forest, 1992

### **Most Kickoff Return Touchdowns:**

1, Georgia vs. Texas A&M, 2009  
1, Louisiana Tech vs. Northern Illinois, 2008  
1, Ole Miss vs. Texas Tech, 1998  
1, LSU vs. Michigan State, 1995  
1, Michigan State vs. LSU, 1995

### **Most Punt Return Touchdowns:**

2, Southern Miss vs. UTEP, 1988

### **Blocked Punt Returned for Touchdown:**

1, Tulsa vs. Oregon, 1989

### **Blocked Field Goal Returned for Touchdown:**

1, Virginia Tech vs. Indiana, 1993  
1, Tulsa vs. McNeese State, 1976

### **Most Field Goals:**

4, Arkansas vs. Missouri, 2003  
4, Texas A&M vs. Oklahoma State, 1981  
**Most Points, Winning Team:**  
45, Ohio vs. ULM, 2012  
45, Virginia Tech vs. Indiana, 1993  
45, LSU vs. Michigan State, 1995

### **Most Points, Losing Team:**

41, Texas A&M vs. Miss. St., 2000

### **Largest Point Difference:**

31, Ohio vs. ULM, 2012

### **Fewest Points, Winning Team:**

9, Air Force vs. Ole Miss, 1983

### **Fewest Points, Losing Team:**

3, Ole Miss vs. Air Force, 1983  
3, Kansas State vs. Wisconsin, 1982

### **Smallest Point Difference:**

1, Alabama 14 vs. Iowa State 13, 2001

# Team Records



## Games Ending In A Tie:

Louisiana Tech 34 vs. Maryland 34, 1990

## Most Points Scored in First Half:

31, Missouri vs. North Carolina, 2011

## Most Points Scored in Second Half:

30, Georgia vs. Texas A&M, 2009

## Most Points Scored in One Half:

31, Missouri vs. North Carolina, 2011

## Most Points Scored in First Quarter:

21, South Carolina vs. Missouri, 2005

21, Louisiana Tech vs. Louisville, 1977

## Most Points Scored in Second Quarter:

21, Virginia Tech vs. Indiana, 1993

## Most Points Scored in Third Quarter:

21, LSU vs. Michigan State, 1995

21, Southern Miss vs. UTEP, 1988

## Most Points Scored in Fourth Quarter:

22, Army vs. Auburn, 1996

## Most Points Scored in Any Quarter:

22, Army vs. Auburn, 1996

## Most Points Scored in Overtime:

8, Mississippi State vs. Texas A&M, 2000

## First Downs

### Most First Downs:

27, Missouri vs. North Carolina, 2011

27, Oklahoma vs. Ole Miss, 1999

27, Auburn vs. Army, 1996

### Fewest First Downs:

11, TCU vs. Virginia, 1994

11, Indiana vs. Virginia Tech, 1993

11, Ole Miss vs. Air Force, 1983

11, Louisville vs. Louisiana Tech, 1977

11, McNeese St. vs. Tulsa, 1976

### Most First Downs Rushing:

20, Syracuse vs. McNeese St., 1979

### Fewest First Downs Rushing:

2, North Carolina vs. Missouri, 2011

### Most First Downs Passing:

20, Ole Miss vs. Texas Tech, 1986

### Fewest First Downs Passing:

1, Oklahoma State vs. Texas A&M, 1981

### Most First Downs by Penalty:

9, Oklahoma State vs. Texas A&M, 1981

## Defense

### Fewest Total Yards Allowed:

161, Louisiana Tech vs. Louisville, 1977

191, Virginia vs. TCU, 1994

192, Wisconsin vs. Kansas State, 1982

209, Tulsa vs. McNeese State, 1976

229, Syracuse vs. McNeese State, 1979

### Fewest Rushing Yards Allowed:

12, East Carolina vs. Louisiana Tech, 1978

20, Virginia Tech vs. Indiana, 1993

36, Missouri vs. North Carolina, 2011

48, Louisville vs. Louisiana Tech, 1977

53, Southern Miss vs. UTEP, 1988

### Fewest Passing Yards Allowed:

41, Air Force vs. Georgia Tech, 2010

49, Virginia Tech vs. Air Force, 1984

51, McNeese State vs. Syracuse, 1979

54, Louisiana Tech vs. East Carolina, 1978

57, Tulsa vs. McNeese State, 1976

### Fewest Points Allowed:

3, Air Force vs. Ole Miss, 1983

3, Wisconsin vs. Kansas State, 1982

## Fewest Touchdowns Allowed:

0, LSU vs. Notre Dame, 1997

0, Ole Miss vs. Air Force, 1983

0, Air Force vs. Ole Miss, 1983

0, Wisconsin vs. Kansas State, 1982

## Fewest Completions Allowed:

4, Louisiana Tech vs. East Carolina, 1978

5, Georgia Tech vs. Air Force, 2010

5, Notre Dame vs. LSU, 1997

5, Syracuse vs. McNeese State, 1979

5, McNeese State vs. Syracuse, 1979

5, Tulsa vs. McNeese State, 1976

## Lowest Completion Percentage Allowed:

27.0, Tulsa vs. McNeese State, 1976

29.4, Syracuse vs. McNeese State, 1979

33.3, Virginia vs. TCU, 1994

34.4, Minnesota vs. Clemson, 1985

35.7, Miami University vs. Iowa State, 2004

## Most Pass Interceptions:

5, Georgia vs. Arkansas, 1991

3, eight times, most recently:

Ohio vs. ULM, 2012

## Most Interception Return Yards:

103, Missouri vs. South Carolina, 2005

## Fewest First Downs Allowed:

11, Virginia vs. TCU, 1994

11, Virginia Tech vs. Indiana, 1993

11, Air Force vs. Ole Miss, 1983

11, Louisiana Tech vs. Louisville, 1977

11, Tulsa vs. McNeese St., 1976

## Most Blocked Punts:

Several teams tied at one

## Most Turnovers Gained:

7, East Carolina vs. Louisiana Tech, 1978

6, LSU vs. Michigan State, 1995

6, Oregon vs. Wake Forest, 1992

6, Georgia vs. Arkansas, 1991

5, Louisville vs. Louisiana Tech, 1977

## Most Quarterback Sacks:

8, Oklahoma vs. Ole Miss, 1999

8, LSU vs. Notre Dame, 1997

7, Virginia Tech vs. Indiana, 1993

## Punting

### Most Punts:

9, McNeese St. vs. Tulsa, 1976

### Fewest Punts:

1, Oklahoma vs. Ole Miss, 1999

1, Maryland vs. Louisiana Tech, 1990

### Highest Punting Average:

48.8, North Carolina vs. Missouri

### Lowest Punting Average:

10, Oklahoma vs. Ole Miss, 1999

## Punt/Kickoff Returns

### Most Punt Returns:

8, Nebraska vs. Ole Miss, 2002

8, Indiana vs. Virginia Tech, 1993

### Most Punt Return Yards:

108, Southern Miss vs. UTEP, 1988

### Most Kickoff Returns:

8, North Carolina vs. Missouri, 2011

8, Texas A&M vs. Georgia, 2009

### Most Kickoff Return Yards:

177, South Carolina vs. Missouri, 2005

### Highest Punt Return Average:

86.0 (one return) Alabama vs. Oklahoma State, 2006

### Highest Kickoff Return Average:

53.5, Georgia vs. Texas A&M, 2009

## Fumbles

### Most Fumbles:

8, Louisville vs. Louisiana Tech, 1977

### Fewest Fumbles:

0, 10 times, most recently:

Missouri vs. North Carolina, 2011

### Most Fumbles Lost:

4, McNeese State vs. Southern Miss, 1980

4, Louisiana Tech vs. East Carolina, 1978

### Fewest Fumbles Lost:

0, 26 times, most recently:

ULM vs. Ohio, 2012

## Penalties

### Most Penalties:

16, Tulsa vs. McNeese State, 1976

### Fewest Penalties:

0, Louisiana Tech vs. East Carolina, 1978

### Most Yards Penalized:

112, Virginia Tech vs. Air Force, 1984

### Fewest Yards Penalized:

0, Louisiana Tech vs. East Carolina, 1978

## Scoring Drives

### Longest Scoring Drives:

92 yds. in 5 plays, Wake Forest vs. Oregon, 1992

### Most Plays in Scoring Drives:

17 plays, 76 yds., Texas Tech vs. Ole Miss, 1986

### Quickest Scoring Drives:

1 play, 2 yards, 4 seconds, Georgia vs. Texas A&M, 2009

1 play, 41 yds., 10 seconds, Arkansas vs. Missouri, 2003

1 play, 42 yds., 8 seconds, Texas A&M vs. Miss. St., 2000

1 play, 80 yds., 13 seconds, Ole Miss vs. Oklahoma, 1999

1 play, 33 yds., 8 seconds, Ole Miss vs. Texas Tech, 1998

1 play, 3 yds., 5 seconds, Virginia Tech vs. Air Force, 1984

## Miscellaneous Records

Shutouts: N/A

Scoreless Ties: N/A

Ties at Halftime: 1990, La. Tech 14, vs. Maryland 14

Tie Games: 1990, La. Tech 34 vs. Maryland 34

Overtime Games: 2000, Miss. St. 43, Texas A&M 41







# Two-Team Records

## Rushing

### **Most Attempts:**

114, Southern Miss vs. McNeese State, 1980  
106, Air Force vs. Georgia Tech, 2010  
103, Minnesota vs. Clemson, 1985  
103, Syracuse vs. McNeese State, 1979  
100, East Carolina vs. Louisiana Tech, 1978

### **Fewest Attempts:**

56, Oklahoma vs. Ole Miss, 1999  
62, Northern Illinois vs. Louisiana Tech, 2008  
65, Missouri vs. North Carolina, 2011  
65, Alabama vs. Colorado, 2007  
71, Alabama vs. Iowa State, 2001

### **Most Yards:**

552, Arkansas vs. Missouri, 2003  
468, Minnesota vs. Clemson, 1985  
455, Mississippi State vs. Texas A&M, 2000  
449, Air Force vs. Georgia Tech, 2010  
443, Southern Miss vs. McNeese State, 1980

### **Fewest Yards:**

145, Indiana vs. Virginia Tech, 1993  
148, Louisiana Tech vs. Louisville, 1977  
196, Wisconsin vs. Kansas State, 1982  
207, Alabama vs. Colorado, 2007  
210, Oregon vs. Tulsa, 1989

## Passing

### **Most Attempts:**

90, Ole Miss vs. Texas Tech, 1986  
87, Texas A&M vs. Georgia, 2009  
83, Ole Miss vs. Oklahoma, 1999  
81, Missouri vs. South Carolina, 2005  
74, Oregon vs. Tulsa, 1989

### **Fewest Attempts:**

27, Syracuse vs. McNeese State, 1979  
30, Mississippi State vs. Texas A&M, 2000  
30, Southern Miss vs. McNeese State, 1980  
33, Air Force vs. Virginia Tech, 1984  
34, Air Force vs. Ole Miss, 1983

### **Most Completions:**

57, Ole Miss vs. Oklahoma, 1999  
48, Ole Miss vs. Texas Tech, 1986  
44, Missouri vs. North Carolina, 2011  
44, Texas A&M vs. Georgia, 2009  
43, Alabama vs. Colorado, 2007  
43, Missouri vs. South Carolina, 2005

### **Fewest Completions:**

10, Syracuse vs. McNeese State, 1979  
14, Southern Miss vs. McNeese State, 1980  
16, Air Force vs. Georgia Tech, 2010  
17, Air Force vs. Virginia Tech, 1984  
17, Air Force vs. Ole Miss, 1983

### **Most Yards:**

592, Ole Miss vs. Oklahoma, 1999  
578, Alabama vs. Colorado, 2007  
567, Missouri vs. South Carolina, 2005  
556, Ohio vs. ULM, 2012  
550, Wake Forest vs. Oregon, 1992

### **Fewest Yards:**

151, Air Force vs. Virginia Tech, 1984  
153, Syracuse vs. McNeese State, 1979  
158, Air Force vs. Georgia Tech, 2010  
176, LSU vs. Notre Dame, 1997  
204, Mississippi State vs. Texas A&M, 2000

### **Most Passes Had Intercepted:**

5, Arkansas vs. Georgia, 1991  
4, seven times, most recently:  
Ohio vs. ULM, 2012

## Total Offense

### **Most Yards:**

912, South Carolina vs. Missouri, 2005  
898, Auburn vs. Army, 1996  
884, LSU vs. Michigan State, 1995  
870, Ohio vs. ULM, 2012  
866, Missouri vs. North Carolina, 2011

### **Fewest Yards:**

479, McNeese State vs. Tulsa, 1976  
496, Louisiana Tech vs. Louisville, 1977  
506, Wisconsin vs. Kansas State, 1982  
556, Syracuse vs. McNeese State, 1979  
569, LSU vs. Notre Dame, 1997

### **Most Plays:**

165, East Carolina vs. Louisiana Tech, 1978  
164, Ole Miss vs. Texas Tech, 1986  
160, Texas A&M vs. Georgia, 2009  
153, Missouri vs. South Carolina, 2005  
153, Minnesota vs. Clemson, 1985

### **Fewest Plays:**

117, Mississippi State vs. Texas A&M, 2000  
129, Oregon vs. Tulsa, 1989  
129, Air Force vs. Ole Miss, 1983  
130, four times, most recently:  
Louisiana Tech vs. Northern Illinois, 2008

## Scoring

### **Most Points:**

84, Mississippi State vs. Texas A&M, 2000

### **Fewest Points:**

12, Air Force vs. Ole Miss, 1983

### **Most Touchdowns:**

12, Mississippi State vs. Texas A&M

### **Fewest Touchdowns:**

0, Air Force 9 vs. Ole Miss 3, 1983

### **Most TDs Rushing:**

8, Mississippi State vs. Texas A&M, 2000

### **Most TDs Passing:**

6, Alabama vs. Colorado, 2007

### **Most Field Goals:**

6, Oklahoma State vs. Texas A&M, 1981

### **Most Points Scored in 1st Half:**

45, LSU vs. Michigan State, 1995

### **Fewest Points Scored in 1st Half:**

3, Syracuse vs. McNeese St., 1979

### **Most Points Scored in 2nd Half:**

43, Texas A&M vs. Georgia, 2009

### **Fewest Points Scored in 2nd Half:**

3, Air Force vs. Ole Miss, 1983

### **Most Points Scored in One Half:**

45 (1st), LSU vs. Michigan State, 1995

### **Most Points Scored in 1st Quarter:**

28, Louisiana Tech vs. Louisville, 1977

### **Most Points Scored in 2nd Quarter:**

31, LSU vs. Michigan State, 1995

### **Most Points Scored in 3rd Quarter:**

24, Southern Miss vs. UTEP, 1988

### **Most Points Scored in 4th Quarter:**

29, Ole Miss vs. Texas Tech, 1998

29, Mississippi State vs. Texas A&M, 2000

### **Most Points Scored in Overtime:**

14, Mississippi State vs. Texas A&M, 2000

### **Highest Scoring Quarter:**

31 (2nd), LSU vs. Michigan State, 1995

### **Most First Downs:**

46, Oklahoma vs. Ole Miss, 1999

### **Fewest First Downs:**

26, Wisconsin vs. Kansas State, 1982

### **Most First Downs Rushing:**

30, Arkansas vs. Missouri, 2003

30, Southern Miss vs. McNeese State, 1980

### **Fewest First Downs Rushing:**

9, Wisconsin vs. Kansas State, 1982

### **Most First Downs Passing:**

29, Alabama vs. Colorado, 2007

29, Ole Miss vs. Texas Tech, 1986

### **Fewest First Downs Passing:**

7, Virginia Tech vs. Air Force, 1984

7, Syracuse vs. McNeese State, 1979

### **Most First Downs By Penalty:**

11, Oklahoma State vs. Texas A&M, 1981

## Fumbles

### **Most Fumbles:**

14, Louisiana Tech vs. Louisville, 1977

### **Fewest Fumbles:**

1, Missouri vs. North Carolina, 2011

1, Iowa State vs. Miami University, 2004

1, Nebraska vs. Ole Miss, 2002

1, Alabama vs. Iowa State, 2001

1, Notre Dame vs. LSU, 1997

### **Most Fumbles Lost:**

6, East Carolina vs. Louisiana Tech, 1978

6, Louisiana Tech vs. Louisville, 1977

### **Fewest Fumbles Lost:**

0, Texas A&M vs. Georgia, 2009

0, Iowa State vs. Miami University, 2004

0, Nebraska vs. Ole Miss, 2002

0, Alabama vs. Iowa State, 2001

0, Southern Miss vs. UTEP, 1988

## Penalties

### **Most Penalties:**

27, Tulsa vs. McNeese State, 1976

### **Fewest Penalties:**

3, Syracuse vs. McNeese St., 1979

### **Most Yards Penalized:**

205, Tulsa vs. McNeese State, 1976

## When was the last time...

### **Punt Was Returned For a Touchdown:**

Javier Arenas, 86 yards,  
Alabama vs. Oklahoma State, 2006

### **Blocked Punt Returned For a Touchdown:**

Derrick Williams, 21 yards,  
Tulsa vs. Oregon, 1989

### **Kickoff Returned for a Touchdown:**

Brandon Boykin, 81 yards,  
Georgia vs. Texas A&M, 2009

### **Interception Returned for a Touchdown:**

Marcus King, 99 yards,  
Missouri vs. South Carolina, 2005

### **Safety was Scored:**

1, Michigan State vs. LSU, 1995

### **Blocked Field Goal Returned for a TD:**

Antonio Banks, 80  
Virginia Tech vs. Indiana

### **Fumble Recovery Returned for a TD:**

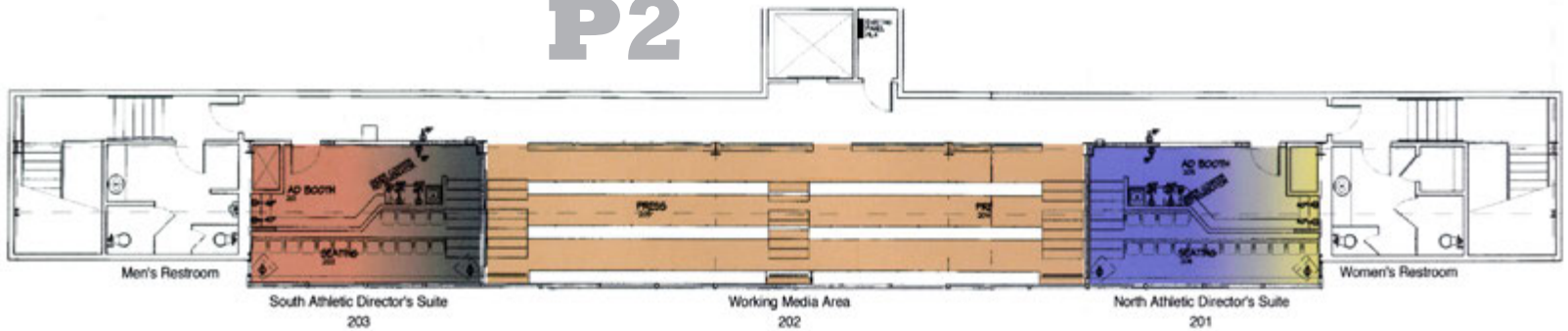
Kevin McCullar, 14 yards,  
Texas Tech vs. Ole Miss, 1998

### **Blocked PAT Returned for Defensive PAT:**

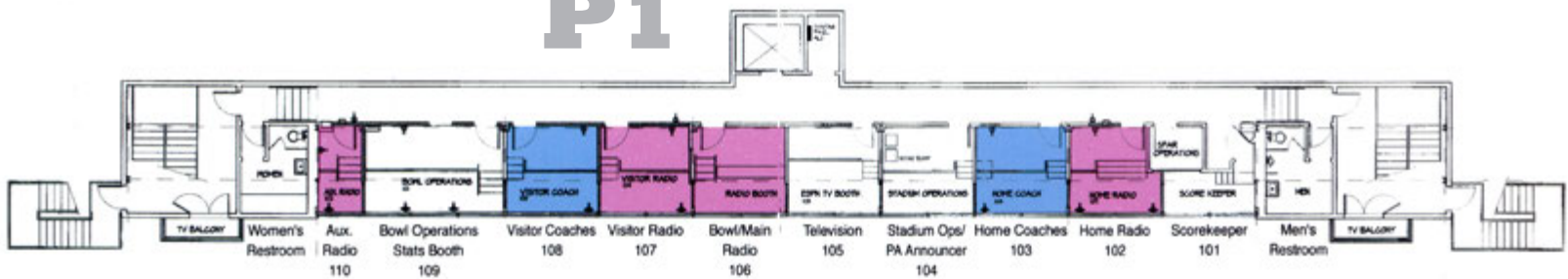
Julius Griffith PAT return  
Mississippi State vs. Texas A&M, 2000

# Independence Stadium Pressbox

**P2**



**P1**



The media entrance will be on the southwest side of Independence Stadium between gates 2 and 3 at the entrance marked "Media/Vendor Gate"







# SCHEDULE OF EVENTS

**Date**      **Event/Site/Time**  
**Dec. 8**      **Mike and Judy McCarthy  
Team Announcement Party**  
Stadium Club - 6 p.m.

**Dec. 27**      **Team Arrivals**  
Team Hotels - 2 p.m.

**"Big Game Show"**  
**Team Welcome Party**  
Riverview Hall - 5 p.m.

**Dec. 28**      **Coaches Breakfast**  
Los Paloma - 7:30 a.m.

**Kids Day Out**  
Multiple Locations - 9 a.m.

**Date**      **Event/Site/Time**  
**Dec. 28**      **Ladies Day Out**  
Multiple Locations

**Barksdale Team Event**  
Barksdale AFB - 2:30 p.m.

**Dec. 29**      **Citizens National Bank  
FCA Breakfast**  
Bossier Civic Center - 7:30 a.m.

**Chairman's VIP Party**  
East Ridge Country Club - 6 p.m.

**"Bowling Before the Bowl"**  
Holiday Lanes - 4 p.m.

**Dec. 30**      **Press Conference**  
Independence Stadium - 10 a.m.

**Date**      **Event/Site/Time**  
**Dec. 30**      **Brookshire's Team Luncheon**  
Featuring Kevin Mawae  
CenturyLink Center - 11:30 a.m.

**AT&T Parade and Pep Rally**  
The Outlets at Louisiana  
Boardwalk - 6 p.m.

**Media Dinner**  
Ernest's Orleans - 7 p.m.

**Dec. 31**      **MetroPCS Fan Fest**  
Hirsch Coliseum

**2013 AdvoCare V100 Bowl**  
Independence Stadium

