



HM Treasury

BUDGET 2015



HM Treasury

BUDGET 2015

Return to an order of the House of Commons
dated 18 March 2015

Copy of the Budget report – March 2015 as
laid before the House of Commons by the
Chancellor of the Exchequer when opening
the Budget.

David Gauke
Her Majesty's Treasury
18 March 2015

Ordered by the House of Commons to be
printed 18 March 2015



© Crown copyright 2015

This publication is licensed under the terms of the Open Government Licence v3.0 except where otherwise stated. To view this licence, visit nationalarchives.gov.uk/doc/open-government-licence/version/3 or write to the Information Policy Team, The National Archives, Kew, London TW9 4DU, or email: psi@nationalarchives.gsi.gov.uk.

Where we have identified any third party copyright information you will need to obtain permission from the copyright holders concerned.

This publication is available at www.gov.uk/government/publications

Any enquiries regarding this publication should be sent to us at public.enquiries@hmtreasury.gsi.gov.uk

Print ISBN 9781474116152
Web ISBN 9781474116169
ID 04031515 47881 03/15
PU1759

Printed on paper containing 75% recycled fibre content minimum

Printed in the UK by the Williams Lea Group on behalf of the Controller of Her Majesty's Stationery Office

The Budget report is presented pursuant to section 2 of the Budget Responsibility and National Audit Act 2011 and in accordance with the Charter for Budget Responsibility. The Budget report, combined with the Office for Budget Responsibility's Economic and fiscal outlook, constitutes the government's assessment under section 5 of the European Communities (Amendment) Act 1993 that will form the basis of the government's submissions to the European Commission under 121 TFEU (ex Articles 99/103 TEU) and Article 126 TFEU (ex Article 104/104c TEU) after the assessment is approved by Parliament.

Contents

	Page
Executive Summary	1
Budget Report	
Chapter 1	9
Budget Report	9
The UK economy and public finances	9
Growth	34
Fairness	54
Chapter 2	63
Budget policy decisions	63
Annex A	101
Welfare cap	101
Annex B	103
Financing	103
Office for Budget Responsibility: Budget forecast	
Annex C	107
Office for Budget Responsibility's Economic and fiscal outlook: selected tables	107
List of abbreviations	115
List of tables	118
List of charts	119
List of figures	119

Executive Summary

When this Parliament began, unemployment was at 8% and the budget deficit was over 10% of GDP – the largest deficit in post-war history. One pound in every four the government spent was being borrowed. Since 2010, the government's long-term economic plan has delivered the stability and security needed to build a resilient economy. The UK had the fastest growth among G7 economies in 2014, employment has reached its highest ever level, and inflation is at a record low. Debt as a share of GDP is now forecast to start falling in 2015-16 – meeting the debt target set out in 2010. Public sector net borrowing is lower in every year to 2018-19 than at Autumn Statement 2014, and the deficit as a share of GDP is forecast to have halved by the end of 2014-15. In 2015-16, Office for Budget Responsibility (OBR) forecasts show that only one pound in every ten spent by the government will be borrowed.

Now the government needs to finish the job. The deficit remains too high and productivity too low, there are still long-standing structural weaknesses in the economy, and the gap between the economic performance of London and the rest of the UK remains too wide. In this Budget, the government is continuing to take decisive action for the long term in order to reduce borrowing, create full employment and secure a truly national recovery. The government's ambition is to build a stronger economy and a fairer society, and for the UK to become the most prosperous major economy in the world by 2030.

The UK economy and public finances: GDP grew 2.6% in 2014, the strongest annual growth since 2007, and the fastest in the G7. Debt is forecast to be falling as a share of GDP in 2015-16, meeting the debt target set out by the government in 2010. Borrowing is forecast to be lower in every year to 2018-19 than at Autumn Statement 2014, and the public finances are forecast to achieve a larger surplus in 2018-19. Falling debt and improving borrowing mean that consolidation can end a year earlier than planned, and that spending will grow in line with GDP in 2019-20. This Budget builds on existing reforms to create a dynamic, regionally balanced and stronger economy.

Growth: At the end of 2014, employment was at its highest ever level with 1.85 million more people in work since the current government came to power. Business investment has increased by 25.6% since Q1 2010, and the UK will have the joint lowest rate of Corporation Tax in the G20 from April 2015. Budget 2015 sets out a significant package of measures for a truly national recovery by investing in infrastructure, housing, science and innovation across the whole of the UK, and building a Northern Powerhouse. Fuel Duty will be frozen for another year, the government will substantially reduce oil and gas taxes to improve competitiveness in the North Sea, and further support for energy intensive industries will begin in 2015-16. A comprehensive review of Business Rates has been launched, and there will be a radical simplification of the tax system by abolishing the annual tax return.

Fairness: The government's plan is underpinned by a firm commitment to support those who want to work hard and get on, and to ensure that the most vulnerable receive the care and services they need. The richest households continue to make the biggest contribution to reducing the deficit, both in cash terms and as a proportion of their income. Budget 2015 builds on the government's priority of helping families and making work pay with further substantial increases to the personal allowance to £11,000, passing on full gains to higher-rate taxpayers. Saving will be supported by a new tax free Personal Savings Allowance and the Help to Buy: ISA. This Budget also invests in mental health services for children and young people and sets out further action to tackle tax evasion and avoidance.

The UK economy and public finances

The government's long-term economic plan has restored fiscal credibility, allowing activist monetary policy to support the economy. This has been supported by far reaching reform of the financial system and a comprehensive package of structural reforms to back business and raise productivity growth. As the recovery has become established, growth has been broadly balanced across sectors, and GDP in 2014 was 2.6% higher than in 2013, the strongest annual growth since 2007. However, external risks facing the UK have increased since Autumn Statement 2014, with continuing instability in the euro area and Ukraine.

At the end of 2014, employment was at its highest ever level at 30.9 million, more than 1 million above its pre-crisis peak, and up 1.85 million since the current government came to power. The employment rate for the three months to December 2014 was 73.2%, the joint highest level since records began. Unemployment has fallen in every region since 2010, and over 2014, employment in the North East, North West and East Midlands grew faster than in London. At the end of 2014, there were more women in work than ever before.

Earnings growth has been strengthening, with total pay up 2.1% in the three months to December 2014 compared to a year earlier. Inflation was 0.3% in January 2015, down from 0.5% in December 2014. Low inflation in the UK has mostly been driven by global factors, notably the sharp fall in oil prices and the decline in food prices. Lower fuel and food prices are welcome news for households, boosting real household incomes and helping family budgets stretch further. The OBR forecasts imply that Real Household Disposable Income per capita is set to grow strongly every year for the rest of the decade. On average, households will be around £900 better off in 2015 than they were in 2010.

The government has made significant progress in delivering fiscal consolidation. The latest data from the IMF shows that the government reduced the structural deficit by more than half between 2010 and 2013, a larger absolute reduction than any other country in the G7. Due to the lower deficit and to the government's planned sale of Lloyds Banking Group shares and assets held from the forced nationalisation of Northern Rock and Bradford & Bingley, debt as a share of GDP is now forecast to start falling in 2015-16 – meeting the debt target set out in 2010.

Economic forecast

The OBR has revised up its forecast for UK growth in 2015 from 2.4% to 2.5% and in 2016 from 2.2% to 2.3%. The OBR forecasts growth of 2.3% in 2017, rising to 2.4% in 2019.

The OBR has revised down its forecast for the unemployment rate in 2015 from 5.4% to 5.3%. The OBR forecasts unemployment of 5.2% in 2016 and 5.3% for the remainder of the forecast period. The OBR forecasts real terms growth in average earnings for all years of the forecast.

The OBR forecasts business investment growth of 5.1% in 2015 and 7.5% in 2016.

Fiscal forecast

The OBR forecasts that the government will meet its updated fiscal mandate in the target year of 2017-18. The deficit continues to fall each year and borrowing is forecast to be lower in every year to 2018-19 than at Autumn Statement 2014. From its post-war peak of 10.2% of GDP in 2009-10, public sector net borrowing as a share of GDP is forecast to have halved in 2014-15; to fall to 4.0% of GDP in 2015-16, the final year for which the government has set departmental spending plans; and to reach a surplus of 0.2% of GDP in 2018-19, increasing to 0.3% in 2019-20 as a result of the government's neutral spending assumption after 2017-18.

Public sector net debt is forecast to peak at 80.4% of GDP in 2014-15, the same level as at Autumn Statement 2014. Due to the lower deficit and to the government's planned sale of Lloyds Banking Group shares and assets held from the forced nationalisation of Northern Rock and Bradford & Bingley, debt is forecast to fall as a share of GDP in 2015-16, meeting the debt target set out in 2010. Debt is forecast to fall to 71.6% of GDP in 2019-20.

The government's response

The strengthening economy and positive steps to full employment are welcome signs of progress, but the continuing structural deficit shows that the job is far from done. The UK is not immune from the problems being experienced in Europe and other parts of the global economy. Abandoning the government's long-term economic plan and the path of fiscal credibility would represent the most significant risk to the recovery.

Reflecting this ongoing commitment to responsible fiscal policy and returning the public finances to a sustainable position, the government is:

- continuing the state's exit from ownership of banks, by announcing plans to sell a further £9 billion of the taxpayer's remaining shareholding in Lloyds Banking Group over the next year, and launching a major sale of £13 billion assets held from the forced nationalisation of Northern Rock and Bradford & Bingley
- setting out plans for continuing to reduce the deficit in the next Parliament, with around £30 billion of consolidation in 2016-17 and 2017-18
- setting a neutral fiscal assumption that Total Managed Expenditure will be held flat in real terms in 2018-19 and rise in line with GDP in 2019-20; consolidation will end a year earlier as a result of falling debt and improved borrowing
- setting out further detail on the government's aspiration to find £10 billion in further efficiency savings by 2017-18, and transforming the management of government land and property assets by implementing a new commercially-driven approach across the central government estate

The first section of Chapter 1 sets out the government's economic and fiscal plans in more detail.

Growth

The government's long-term economic plan is securing a sustained recovery and a more resilient economy. From April 2015, Corporation Tax will be cut to 20%, the joint lowest in the G20 and down from 28% in 2010. Budget 2015 sets out a comprehensive package of reforms to boost UK productivity and to create the right conditions for continued, balanced growth across all sectors and regions.

The government is:

- setting out a significant package of support through the tax system to back British business, including freezing fuel duty for another year and substantially reducing oil and gas taxes to improve competitiveness in the North Sea
- supporting long-term investment in the UK's digital communications infrastructure, including by setting out a new ambition that ultrafast broadband of at least 100 Megabits per second should be available to nearly all UK premises
- securing a truly national recovery by investing in infrastructure, housing, science and innovation across the whole of the UK, and building a Northern Powerhouse

- supporting manufacturers by bringing forward compensation for small-scale feed in tariffs for energy intensive industries to 2015-16, and supporting the retail and hospitality sectors by cutting alcohol duty on beer, cider and spirits
- developing a more highly-skilled UK labour market by strengthening support for postgraduate research and apprenticeships, and setting out plans for further investment in the UK's world-leading science and innovation base
- creating a dynamic economy that is the best place in the world to start, invest in, and grow a business, including through a package of measures to help unlock the potential of the sharing economy, improve access to finance and boost exports
- backing business by launching a comprehensive review of Business Rates, piloting schemes that reward additional Business Rates growth, and radically simplifying tax administration by abolishing the annual tax return

The second section of Chapter 1 sets out further detail on these and other announcements.

Fairness

The government's long-term economic plan is underpinned by a firm commitment to support those who want to work hard and get on, while continuing to support and protect the most vulnerable in society. To support employment, the government has prioritised reducing taxes for low and middle-income earners, by increasing the personal allowance from £6,475 in April 2010 to £10,600 from April 2015. At this Budget, the government is:

- helping families and making work pay by further increasing the personal allowance to £10,800 in 2016-17 and £11,000 in 2017-18, and passing these gains on in full to higher-rate taxpayers; as a result of increases to the personal allowance announced over this Parliament, the typical basic rate taxpayer will be £905 better off
- rewarding savers with a new Personal Savings Allowance so that the first £1000 of savings income is tax free for basic rate taxpayers, and the first £500 for higher rate taxpayers; and increasing the flexibility of ISAs so that savers can withdraw and replace money in the same tax year without losing the tax advantage
- introducing a new Help to Buy: ISA scheme to support those saving to buy their first home, with a maximum government bonus of £3,000 for those who save £12,000
- investing in mental health services for children and young people, new mothers and veterans; and supporting people with mental health problems back to work
- taking firm action to tackle tax evasion and avoidance, by introducing tougher sanctions for tax evaders, tax avoiders, and those who facilitate and promote avoidance
- ensuring that the costs of the financial crisis continue to be recouped by increasing the Bank Levy from April 2015
- restricting the lifetime allowance for pensions tax relief to £1 million from April 2016 and indexing it by inflation from 2018 so that everyone contributes their fair share to reducing the deficit

The third section of Chapter 1 sets out further details on these and other announcements. Information on the distributional impact of this Budget is available in 'Impact on households: distributional analysis to accompany Budget 2015.'

Chapter 2 sets out all measures announced in this Budget.

Annex A presents details on the welfare cap.

Annex B presents financing information.

Annex C presents selected tables from the OBR's March 2015 'Economic and fiscal outlook'.

Budget decisions and government spending and revenue

A summary of the fiscal impact of Budget policy decisions is set out in Table 1. Chapter 2 provides further information on the fiscal impact of the Budget.

Table 1: Summary of Budget policy decisions¹

	£ million				
	2015-16	2016-17	2017-18	2018-19	2019-20
Total spending policy decisions	+295	–	–	–	–
Total tax policy decisions	+450	+45	+230	-885	-570
TOTAL POLICY DECISIONS	+745	+45	+230	-885	-570

¹ Costings reflect the OBR's latest economic and fiscal determinants.

Chart 1 presents public spending by main function. Total Managed Expenditure is expected to be around £743 billion in 2015-16.

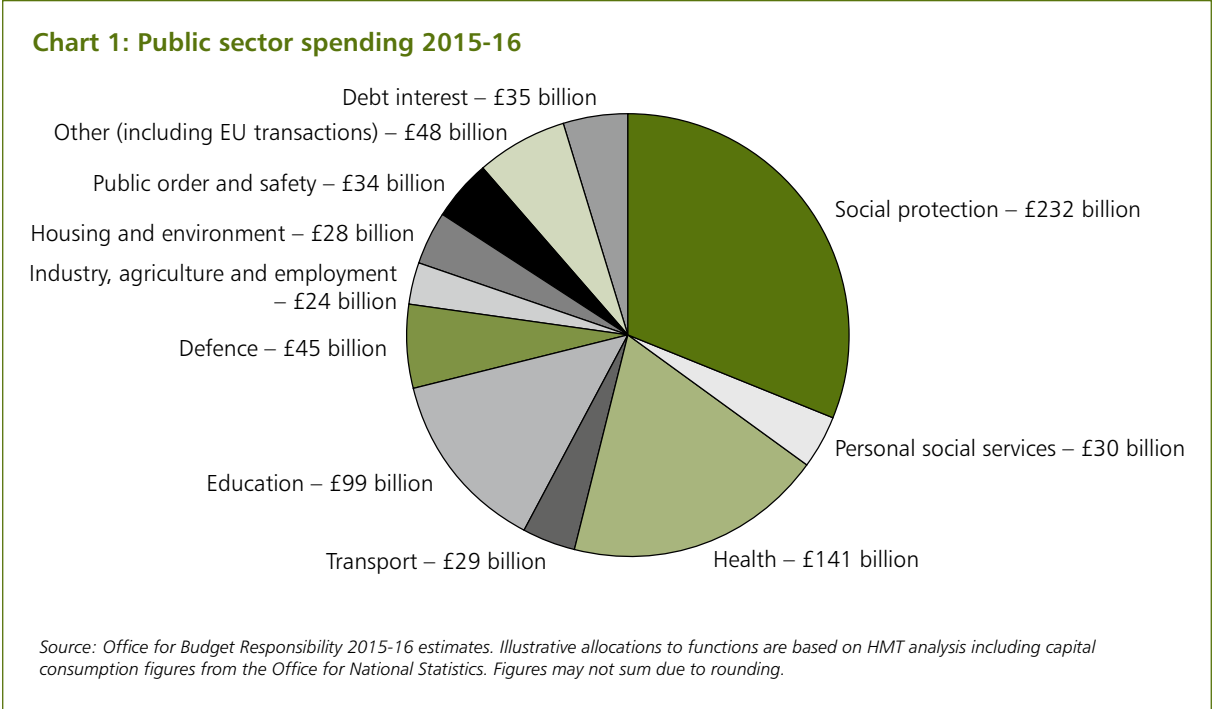
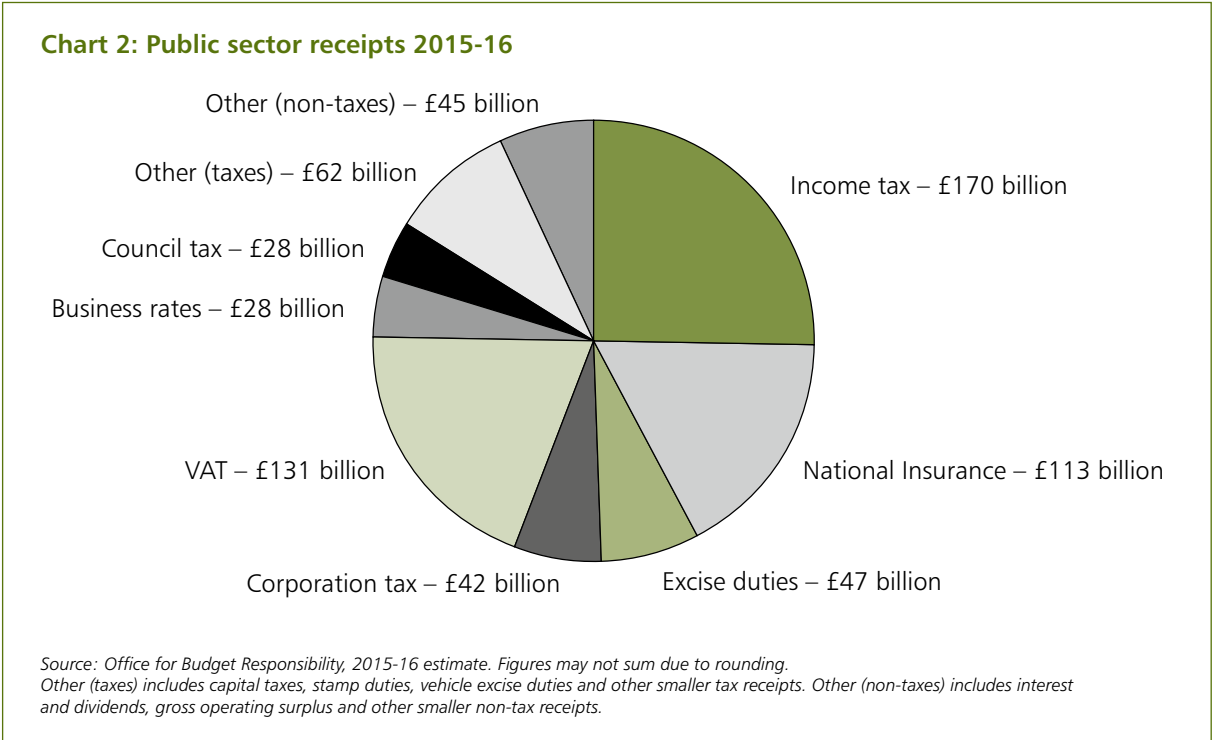


Chart 2 shows the different sources of government revenue. Public sector current receipts are expected to be around £667 billion in 2015-16.



Budget Report

1

Budget Report

The UK economy and public finances

1.1 In 2008 the UK was hit by the most damaging financial crisis in generations and in 2010 the government inherited the largest deficit since the Second World War and rapidly rising debt. Since 2010 the government's long-term economic plan has laid the foundations for a stronger economy and a fairer society. The UK had the fastest growth among G7 economies in 2014. The Office for Budget Responsibility (OBR) has revised up its forecasts for UK growth in 2015 and 2016. The deficit is forecast to have fallen by a half as a percentage of GDP from its 2009-10 peak in 2014-15 and the deficit is forecast to be lower in every year from 2015-16 than forecast at Autumn Statement 2014. Debt is forecast to start falling as a share of GDP in 2015-16, a year earlier than the OBR expected at Autumn Statement 2014. This is the first time public sector net debt has been forecast to fall as a share of GDP in 2015-16 since Budget 2012.

1.2 The government's long-term economic plan is delivering stability and growth, in the face of rising instability around the world. At the end of 2014 the employment rate was at its joint highest level ever and in January 2015 inflation was at its lowest rate on record. Now the government must finish the job. The deficit remains high, productivity too low and the UK is not immune to the problems being experienced in Europe and other parts of the world economy. The government will go on taking the difficult decisions needed to secure a truly national recovery and to build a stronger economy and a fairer society that provides opportunity for all. The government's ambition is to create the most prosperous major economy in the world by 2030, with prosperity widely shared.

UK economy since 2010

1.3 The government's balanced programme of deficit reduction has restored fiscal credibility, allowing activist monetary policy and the automatic fiscal stabilisers to support the economy. This has been supported by far-reaching reform of the financial system, a comprehensive package of structural reforms and investment in infrastructure.

1.4 The UK economic recovery is now well established and growth is broad based across the main sectors of the economy. GDP in 2014 was 2.6% higher than in 2013, the strongest annual growth since 2007.¹ Manufacturing, construction and services all grew by 2.5% or more in 2014.

1.5 UK GDP exceeded its pre-crisis peak in Q3 2013 and in Q4 2014 was 3.4% higher than the pre-crisis peak in Q1 2008. The Organisation for Economic Co-operation and Development (OECD) in the 'Economic Survey of the United Kingdom 2015' set out that "against the background of subdued growth in the euro area, the (UK) recovery has benefitted from the cumulative impact of wide-ranging domestic policies. These included highly-accommodative

¹ All UK economy data from Office for National Statistics (ONS) unless otherwise stated. Further detail can be found in 'Budget 2015 Data Sources'.

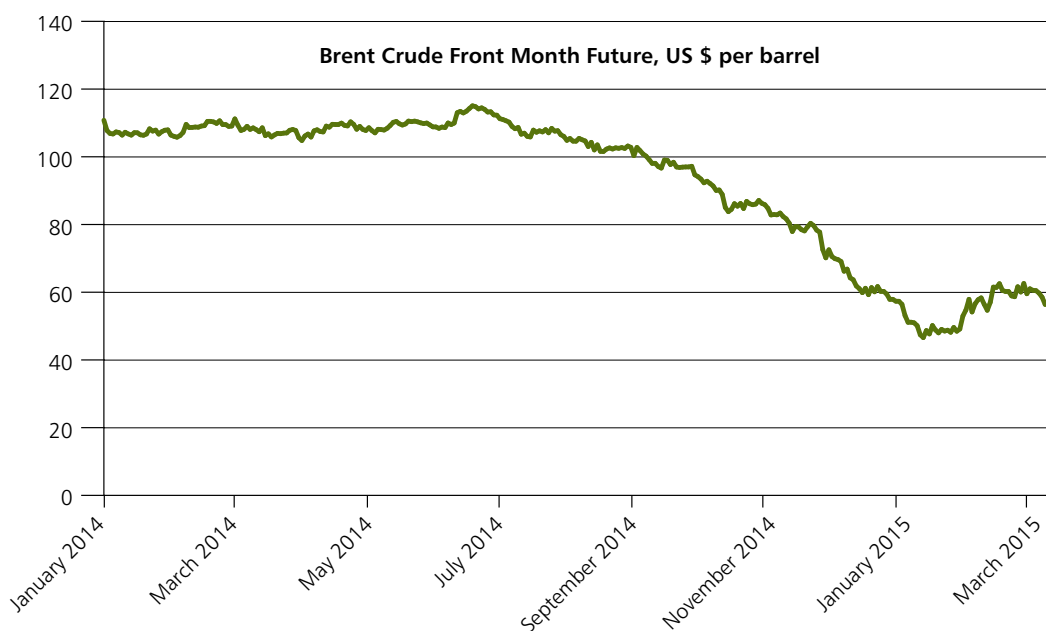
monetary policy and measures to support lending and revive the housing market”.² As the OECD Secretary-General set out “Britain has a long term economic plan, but it needs to stick with it”.³

1.6 CPI inflation was 0.3% in January 2015, down from 0.5% in December 2014. The low inflation recently experienced by the UK has mostly been driven by global factors, notably the sharp fall in oil prices and the decline in food prices. The Governor of the Bank of England has set out that three-quarters of the movement in inflation relative to the 2% inflation target has been caused by food, energy and other goods prices.⁴ Box 1.A sets out the impact of lower oil prices on the global and UK economy.

Box 1.A: Impact of lower oil prices on the global and UK economy

Between 2009 and 2011 global commodity prices rose rapidly, resulting in higher-than-expected inflation in the UK, which peaked at 5.2% in September 2011. This in turn impacted the UK economy by reducing real incomes and raising business costs. In the second half of 2014 the oil price fell significantly. From a 2014 peak of \$115 a barrel in June, the price of oil fell to a low of \$46 a barrel in January.⁵ It has since picked up, but the OBR’s medium-term assumption is around 17% lower than in December. The OBR judges that the fall in oil prices reflects both lower-than-expected global demand and higher-than-expected global supply of oil.⁶

Chart 1.1: Crude oil (Brent) price since January 2014



Source: Thomson Reuters Datastream.

² ‘Economic Survey of the United Kingdom 2015’, Organisation for Economic Co-operation and Development (OECD), February 2015.

³ Remarks by Angel Gurría at the press conference for the ‘Economic Survey of the United Kingdom 2015’, OECD, February 2015.

⁴ Governor of the Bank of England, oral evidence to the Treasury Committee, Bank of England Inflation Report hearings, 24 February 2015.

⁵ Thomson Reuters Datastream.

⁶ ‘Economic and fiscal outlook’, Office for Budget Responsibility (OBR), March 2015.

The OBR expects the decline in the oil price “is likely to affect economic activity in a number of ways: boosting real household incomes and thereby consumer spending and, to a lesser extent, encouraging business investment, but weighing on North Sea production and investment”.⁷ The OBR expects the fall in the oil price since Autumn Statement 2014 to increase GDP growth by around 0.4 percentage points across 2015 and 2016, more than offsetting the effect on net trade of a further deterioration in the outlook for the UK’s export markets.

At the global level, lower oil prices can support aggregate demand if oil consumers increase their spending by more than oil producers cut theirs. In the February 2015 ‘Inflation Report’ the Bank of England estimate that “the fall in oil prices since mid-2014 could boost the level of UK-weighted world GDP by around 0.8%, offsetting some of the negative news in world demand since the summer, and helping to support UK exports”.⁸ There is a considerable margin of uncertainty around the global impact.

Low inflation driven by the fall in global oil and food prices is good news for households. At Budget 2014, the OBR forecast that UK CPI inflation in 2015 would be 2.0%. The OBR’s revised forecast for CPI inflation in 2015 is 0.2%. Lower inflation means that on average the cost of running a household in 2015 will be £450 cheaper than was forecast a year ago.⁹

The fall in oil prices has supported household budgets. Due to petrol pump prices falling by 19p per litre since March 2014, the cost of filling up a tank for the typical motorist has fallen by £11 since Budget 2014.¹⁰ The government has made very clear that it will watch industry to ensure that savings from the fall in oil prices are being passed through to consumers.

Employment, earnings and productivity

Employment

1.7 The UK labour market has continued to strengthen. At the end of 2014 employment was at its highest level ever at 30.9 million, more than 1 million above its pre-crisis peak, and up 1.85 million since the current government came into power. The employment rate was 73.2% for the 3 months to December 2014, the joint highest level since records began. In 2014 the annual increase in the employment level and the annual decrease in the unemployment level were the largest since 1988. At the end of 2014 youth unemployment had fallen by a fifth compared to a year earlier.

1.8 Employment has increased faster in the UK since Q1 2010 than in any other country in the G7, as shown in Chart 1.2.¹¹ Over the last year the UK government has come closer to achieving its full employment ambition to have the highest employment rate in the G7. The internationally comparable employment rate for the UK was 72.0% in Q3 2014, the fourth highest in the G7.¹²

⁷ ‘Economic and fiscal outlook’, OBR, March 2015.

⁸ ‘Inflation Report’, Bank of England, February 2015.

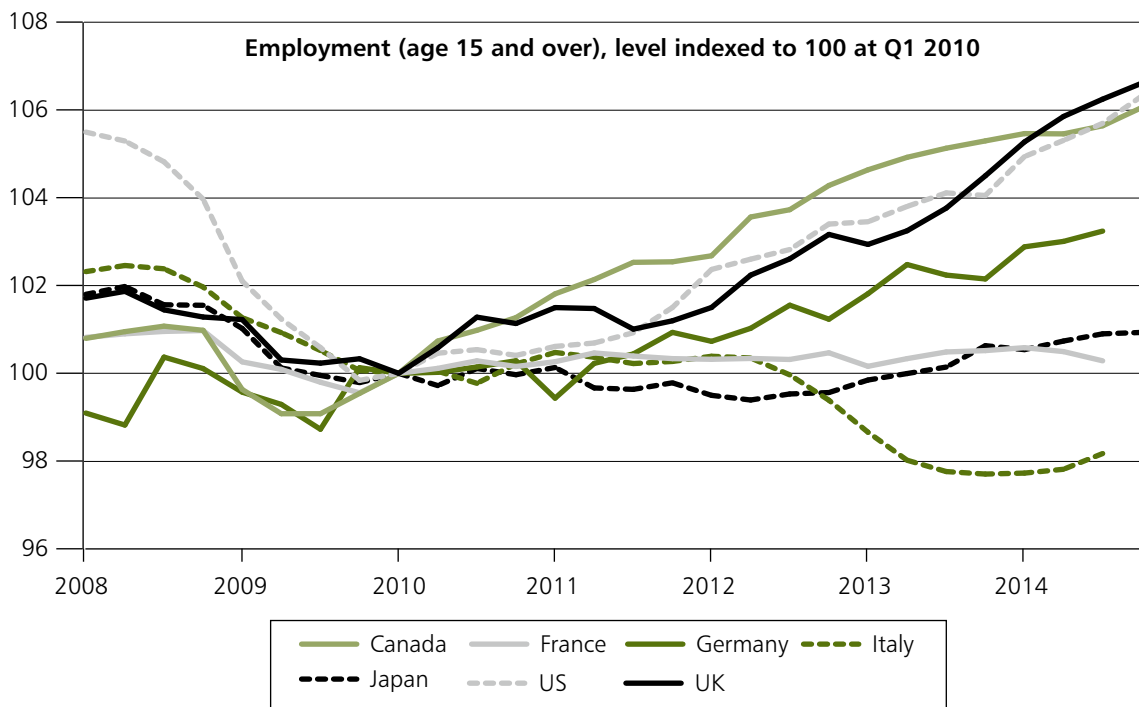
⁹ HM Treasury calculations based on March 2014 and March 2015 OBR forecasts for the consumer expenditure deflator, March 2015 OBR forecasts for private consumption, ONS household statistics and Department for Communities and Local Government (DCLG) household projections.

¹⁰ ‘Weekly road fuel prices’, Department of Energy and Climate Change (DECC), as of 10 March 2015.

¹¹ ‘Short-Term Labour Market Statistics: Employed Population’, OECD, March 2015.

¹² ‘Short-Term Labour Market Statistics: Employed Population’, OECD, March 2015.

Chart 1.2: International comparison of employment



Source: Organisation for Economic Co-operation and Development.

1.9 The overall growth in employment predominantly reflects increases in the number of people employed in high and medium-skilled occupations. In the 4 years since Q1 2010 more than two-thirds of the increase in employment has been in high-skilled occupations.¹³ Since Q1 2010 over 70% of the increase in employment has come from full-time workers, including self-employed workers, and nearly 60% of the increase in employment has come from full-time employees.

1.10 Participation has also increased, with the working age participation rate at levels last seen in the early 1990s and 1.2 million more people in the workforce at the end of 2014 than when the current government came into power. The growth in the number of women joining the workforce has helped drive this increase. Since 2008, over 70% of the increase in working age participation has come from women. This has led to the gender gap in participation rates reaching a record low at the end of 2014. Older workers are also playing a greater role in the labour market, with the participation rate in 2014 for those aged over 50 at its highest since records began.

Earnings

1.11 Earnings growth has been strengthening, with total pay up 2.1% in the 3 months to December 2014 compared to a year earlier. In the year to December 2014 real pay growth was 1.9%, marking the fourth month of positive real wage growth. The OBR forecasts real terms growth in average earnings for all years of the forecast.¹⁴

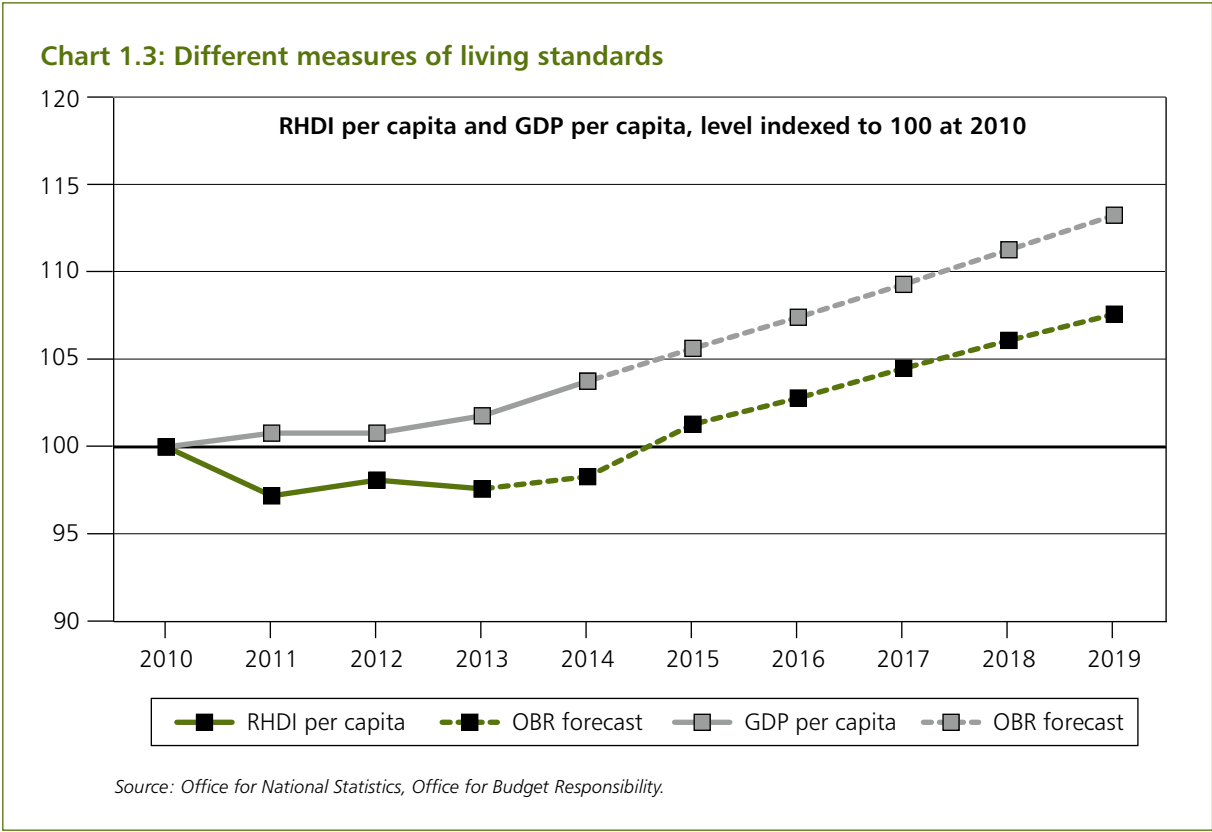
1.12 Lower fuel and food prices are welcome news for households, boosting real household incomes and helping family budgets stretch further. Real household disposable income (RHDl) per capita is the most up to date and comprehensive measure of living standards, used by the OECD, the Office for National Statistics (ONS) and its use welcomed by the UK Statistics Authority, as it takes into account employment levels, the effects of tax and benefits, as well

¹³High and medium-skilled occupations as defined in 'Economic Review', ONS, December 2014.

¹⁴All forecasts refer to the OBR 'Economic and fiscal outlook', March 2015, unless otherwise stated.

as inflation.¹⁵ The OBR forecasts imply that in 2015 living standards, as measured by RHDl per capita, will be higher than in 2010 or any previous year and will continue to grow strongly every year for the rest of the forecast period. The OBR forecasts that in 2015 RHDl per capita will grow at its fastest rate for 14 years at 3.1%. This will mean that on average households will be £1,100 better off in 2015 than 2014 and around £900 better off in 2015 than in 2010.¹⁶ The Institute for Fiscal Studies (IFS) have nowcast households below average income (HBAI) to 2014-15, and on current trends median income in 2015-16 is likely to be higher than in 2010-11.¹⁷

1.13 GDP per capita is forecast to be over 5% higher in 2015 than in 2010. Chart 1.3 shows the projected path of GDP per capita and RHDl per capita.



Productivity

1.14 Poor productivity growth has been a long-term issue affecting the UK economy. Since the financial crisis UK productivity performance has been weak. Factors related to the nature of the financial crisis are likely to be having a persistent impact on the level of productivity.

1.15 The latest data has been mixed and shows output per hour productivity grew by 0.6% and output per worker productivity grew by 0.4% in Q3 2014 on the previous quarter. Productivity in the public sector has been increasing steadily since the financial crisis. Between 2010 and 2012 public sector productivity increased by a total of 3.7%.¹⁸ The OBR forecasts productivity growth picking up to 0.9% in 2015, 2.1% in 2016 and 2.5% in 2017.

1.16 The UK is not alone in having weak productivity growth recently and the relationship between pre and post-crisis productivity in the UK is qualitatively similar to that of other

¹⁵ The UK Statistics Authority (UKSA) recently welcomed "Greater use of the estimates of Household Disposable Income (a component of the ONS National Accounts) to give insight into household income at both the aggregate and individual level". Monitoring Review 1/2015 – 'The Coherence and Accessibility of Official Statistics on Income and Earnings', UKSA, February 2015.

¹⁶ HM Treasury calculations based on March 2015 OBR forecasts for Real Household Disposable Income (RHDl), ONS household statistics and DCLG household projections.

¹⁷ 'Living standards: recent trends and future challenges', Institute for Fiscal Studies (IFS), March 2015.

¹⁸ 'Public Service Productivity Estimates: Total Public Services, 2012', ONS, February 2015.

developed countries.¹⁹ The recent weakness in productivity has occurred alongside strong employment growth. Since Q1 2010 the UK has seen the fastest growth in employment of all the G7 countries.

1.17 Productivity growth is the main factor determining average living standards in the medium term. The government has implemented far-reaching structural reforms to improve the UK's long-term productivity. The OECD Secretary-General in February 2015 set out that the "United Kingdom has made tremendous progress in recovering from the largest economic crisis in 80 years. And this progress has laid the foundations for further reforms needed to boost productivity and inclusiveness".²⁰

UK rebalancing, investment and trade

1.18 As the recovery has become established, growth has been broadly balanced across sectors, and it is also becoming more balanced across the UK. There has been widespread growth across all major sectors since the start of 2013, including manufacturing, construction and services.

1.19 Business investment has been a key factor driving the recovery. Business investment has increased 25.6% since Q1 2010 and is 5.3% above its pre-crisis peak in Q2 2008. Business investment in 2014 saw the largest annual growth since 2007. Since Q1 2010, business investment has grown 4 times faster than household consumption. The OBR forecasts 2.6% household consumption growth in 2015, alongside continued strong business investment growth of 5.1% in 2015. Budget 2015 announces a package of measures to support investment in the oil and gas sector. The OBR's assessment is these measures will boost the level of oil production by 2019 by 15%, equivalent to around 0.1% of GDP.²¹

1.20 This government is committed to rebalancing growth across the regions and nations of the UK and is committed to the creation of a Northern Powerhouse. The latest data shows that output per head in the North West, North East, West Midlands and Wales all grew faster than London in 2013. In addition, in the year to the end of 2014, employment in the North East, North West and the East Midlands all grew faster than in London.

1.21 The UK is one of the most open economies in the world, with significant trade and financial links with other countries. UK exports performance is highly dependent on the economic performance of the euro area, the UK's largest trading partner.

1.22 The UK's current account deficit widened to 6.0% of GDP in Q3 2014. Chart 1.4 shows the income balance has declined since early 2012, reflecting lower income received from investment abroad. Weaker euro area growth and global prospects have seen UK investments abroad yield lower returns while, in contrast, as the UK economy has continued to recover, the payments made on foreign holdings of UK investment have increased. The OBR forecasts that the current account deficit will diminish over the forecast period from 4.3% of GDP in 2015, to 3.2% in 2016 and 2.3% in 2019.

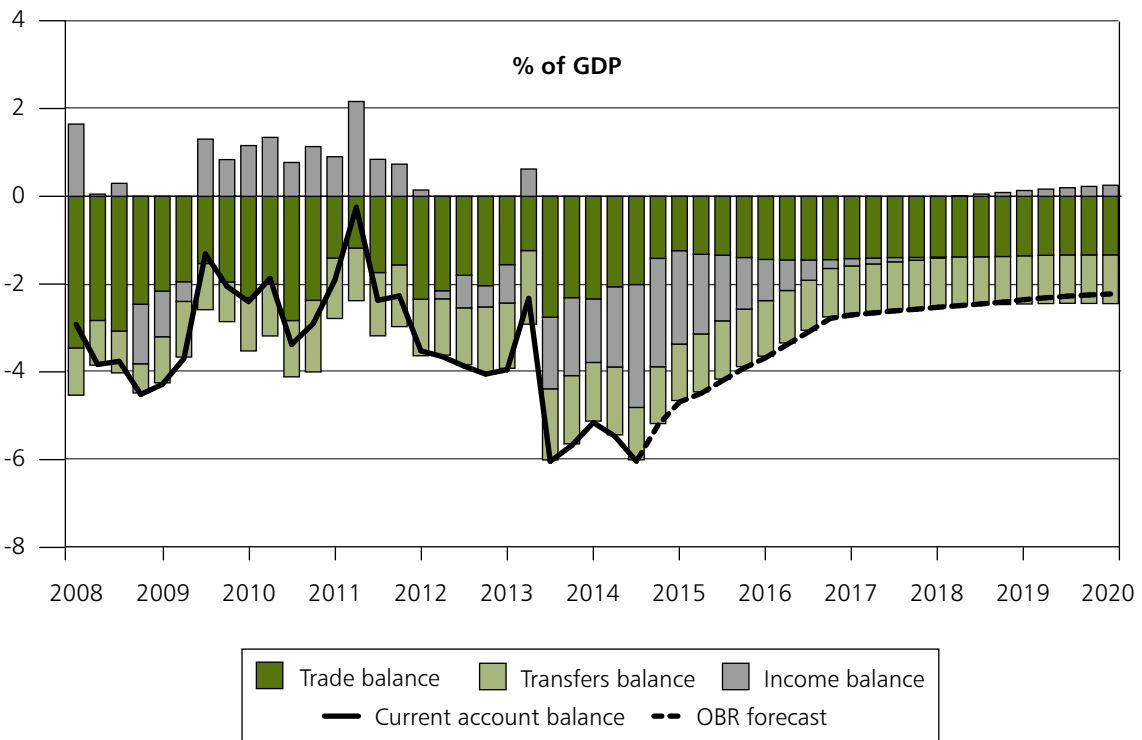
1.23 Weak euro area growth has meant goods exports to EU countries have been subdued. But UK exporters have continued to expand in other markets and the volume of goods exports to non-EU countries has increased by 24% since Q1 2010. The UK's trade deficit in the 3 months to January 2015 was £4.4 billion, the lowest deficit since October 2000. The narrowing of the deficit in the 3 months to January 2015 reflected a fall of £1.2 billion in UK imports and an increase in exports of £2.4 billion.

¹⁹'The UK productivity puzzle: an international perspective', speech by Martin Weale, December 2014.

²⁰Remarks by Angel Gurría for the 'Economic Survey of the United Kingdom 2015', OECD, February 2015.

²¹'Economic and fiscal outlook', OBR, March 2015.

Chart 1.4: Current account



Source: Office for National Statistics, Office for Budget Responsibility.

1.24 There continue to be signs of normalisation in the housing market with indicators suggesting continued increases in house building and moderating house price growth. Housing starts were up 10% in England in 2014 and house prices grew by 9.8% in the year to December 2014, down from 12.1% in the year to September 2014.²² Effective mortgage rates fell to 2.8% in January 2015, the lowest rate on record.²³ Lower effective mortgage rates should make it easier to service a mortgage and support housing demand. Budget 2015 announces the Help to Buy: ISA to help first-time buyers realise their aspirations of homeownership.

Global developments and risks

1.25 Abandoning the government's long-term economic plan would represent the most significant risk to the UK economy. A sustained improvement in productivity growth is critical to delivering the OBR's forecast for the economy. The global economic recovery remains uneven and the UK is not immune to the severe problems being experienced in Europe and other parts of the world economy.

1.26 In January 2015, the International Monetary Fund (IMF) again downgraded its global growth forecast for 2015 to 3.5%.²⁴ In the euro area, recovery remains slow and inflation has turned negative. The IMF expects euro area growth of 1.2% in 2015. In contrast, the US economy is forecast to continue to recover strongly and the IMF projects growth of 3.6% in 2015. In Japan, growth is forecast to be just 0.6% in 2015. Chinese growth continues to moderate as the government implements an ambitious reform plan to rebalance the economy and control credit growth, and is expected to fall below 7% in 2015. Across emerging and developing markets, the IMF expects growth to slow to 4.3% in 2015.

²² 'House Building in England: October to December 2014', DCLG, February 2014.

²³ 'Effective interest rates: January 2015', Bank of England, February 2015.

²⁴ 'World Economic Outlook Update', International Monetary Fund (IMF), January 2015.

1.27 The UK economy faces a number of external risks from key trading partners. These include a prolonged standoff between Greece and the euro area, weak growth and disinflationary pressure in the euro area and Japan, risks to growth in key emerging markets, and the situation in Russia and Ukraine.

1.28 The Greek government has indicated that it wishes to discuss the terms of its current loans from the euro area. Greece and the euro area need to work together to identify a sustainable way forward and ensure economic and financial stability. In that context, the UK welcomed the agreement in February towards extending the euro area's existing financial assistance for a further 4 months while these discussions continue. A prolonged or turbulent stand-off between Greece and the euro area would represent the biggest external risk to the UK economy. Although the UK's direct economic and financial links with Greece are limited, the UK is highly exposed to wider market instability.

1.29 Commodity exporting countries face pressures from recent falls in the price of oil and other commodities which could lead to external and public-sector financing challenges. Separately, risks remain around the market impact on some emerging economies of monetary policy normalisation in some advanced economies, but those which have pressed on with reforms appear increasingly well-prepared to maintain market confidence.

1.30 Finally, geopolitical uncertainty raised by the tensions between Russia and Ukraine is likely to create uncertainty in global markets, particularly if the situation deteriorates. Support from the IMF, EU and other partners is necessary to address Ukraine's urgent financial needs while the Ukrainian government undertakes essential economic reforms. The UK welcomes approval, by the IMF Board, of new IMF financial assistance. The UK's direct economic links with Russia and Ukraine are limited and sanctions have been targeted to ensure that the impact on the UK and the rest of the EU is limited.

Economic outlook

Table 1.1: Summary of the OBR's central economic forecast¹

	Percentage change on a year earlier, unless otherwise stated						
	Forecast						
	2013	2014	2015	2016	2017	2018	2019
GDP growth	1.7	2.6	2.5	2.3	2.3	2.3	2.4
Main components of GDP							
Household consumption ²	1.7	2.0	2.6	2.7	2.5	2.3	2.2
General government consumption	-0.3	1.5	0.8	-0.7	-0.9	-0.2	1.5
Fixed investment	3.4	6.8	4.3	6.2	5.6	5.7	4.4
Business	5.3	6.8	5.1	7.5	6.5	6.4	4.4
General government ³	-8.1	7.3	2.3	1.9	1.6	1.5	2.8
Private dwellings ³	6.2	6.6	3.5	5.4	5.5	6.2	5.2
Change in inventories ⁴	0.3	0.2	0.1	0.0	0.0	0.0	0.0
Net trade ⁴	0.0	-0.5	-0.1	-0.4	-0.2	-0.2	-0.2
CPI inflation	2.6	1.5	0.2	1.2	1.7	1.9	2.0
Employment (millions)	30.0	30.7	31.1	31.4	31.5	31.7	31.9
ILO unemployment (% rate)⁵	7.6	6.2	5.3	5.2	5.3	5.3	5.3

¹ All figures in this table are rounded to the nearest decimal place. This is not intended to convey a degree of unwarranted accuracy. Components may not sum to total due to rounding and statistical discrepancy.

² Includes households and non-profit institutions serving households.

³ Includes transfer costs of non-produced assets.

⁴ Contribution to GDP growth, percentage points.

⁵ International Labour Organization.

Source: Office for Budget Responsibility, Office for National Statistics.

1.31 The OBR has revised up its forecasts for UK growth in 2015 from 2.4% to 2.5% and in 2016 from 2.2% to 2.3%. The OBR forecasts growth of 2.3% in 2017, rising to 2.4% in 2019. The OBR forecasts employment to be 31.1 million in 2015, rising to 31.9 million by 2019. The OBR has revised down its forecast for the unemployment rate in 2015 from 5.4% to 5.3%. The OBR forecasts unemployment of 5.2% in 2016 and 5.3% for the remainder of the forecast period.

1.32 The output gap represents the amount of spare capacity in the economy. Higher GDP growth in 2015 and 2016 means that spare capacity in the economy will be reduced more quickly than expected at the time of Autumn Statement 2014. The OBR therefore forecasts remaining spare capacity in the economy to be used up by late 2017, a year and a half earlier than forecast at Autumn Statement 2014.

1.33 The OBR forecasts business investment growth of 5.1% in 2015 and 7.5% in 2016. The OBR expects private dwelling investment to grow by 3.5% in 2015, 5.4% in 2016 and 5.5% in 2017. The OBR forecasts exports growth of 3.9% in 2015 and 4.0% in 2016 and growth of over 4.0% over the remainder of the forecast.

1.34 CPI inflation is forecast to be below target in 2015 and remain below target before returning to 2.0% in 2019.

The government's plan

1.35 The government's long-term economic plan builds a stronger, more competitive economy, a fairer society, and secures a better future for Britain by:

- reducing the deficit to deal with the UK's debt, safeguard the UK economy for the long term and keep mortgage rates low
- cutting income taxes and freezing fuel duty to help hardworking people be more financially secure
- creating more jobs by backing small business and enterprise with better infrastructure, lower job taxes and a long-term industrial strategy
- capping welfare and controlling immigration so the economy delivers for people who want to work hard and play by the rules
- delivering the best schools, skills and apprenticeships for young people so the next generation can succeed in the global race

1.36 In order to safeguard the economy for the long term, the government is continuing to take decisive action through: monetary activism and credit easing, deficit reduction, reform of the financial sector, and a comprehensive package of structural reforms.

Monetary policy

1.37 Monetary policy has a critical role to play in supporting the economy as the government delivers on its commitment for necessary fiscal consolidation. The government has ensured that monetary policy can continue to play that role fully by updating the UK's monetary policy framework and remit for the Monetary Policy Committee (MPC) at Budget 2013.

1.38 The MPC has full operational independence to set policy to meet the inflation target.

Budget 2015 reaffirms the inflation target of 2% for the 12-month increase in the CPI, which applies at all times. This target is symmetric meaning deviations below the target are treated the same way as deviations above the target. Symmetric targets help to ensure that inflation expectations remain anchored and that monetary policy can play its role fully. **The government also confirms the Asset Purchase Facility (APF) will remain in place for the financial year 2015-16.**

1.39 Inflation fell markedly to 0.5% in December 2014 and 0.3% in January 2015, triggering the first open letter for inflation falling more than 1 percentage point below target, published on 12 February 2015.²⁵ In its February 2015 'Inflation Report', the MPC forecast that inflation is likely to remain low for the next year or so, mostly reflecting the recent falls in commodity and food prices, before returning to target in 2 years' time.²⁶ The Chancellor's open letter to the Governor of the Bank of England welcomed "that the MPC remains vigilant to both upside and downside risks to its forecast and stands ready to act if these risks materialise".²⁷

Credit easing

1.40 Since its introduction, the Funding for Lending Scheme (FLS) has helped to reduce bank funding costs to historic lows and improve credit conditions for households and businesses, including small and medium-sized enterprises (SMEs). As of end-Q4 2014, participants have £55.7 billion of borrowing outstanding in the scheme to support lending to the real economy.²⁸

1.41 In December 2014, the Treasury and the Bank of England announced that the FLS would be extended by 1 year to 29 January 2016. This extension will maintain support for lending where it is most needed – for SMEs – and will provide certainty over cheap funding to support lending, even in the event of negative shocks to bank funding conditions.

Deficit reduction

Fiscal strategy

1.42 The government inherited the largest deficit in post-war history as a result of the Great Recession and unsustainable pre-crisis increases in public spending.²⁹ The IMF estimates that the UK entered the Great Recession with the largest cyclically-adjusted deficit of any major advanced economy, at 5.3% of GDP in 2007.³⁰ Unchecked, the historically high level of borrowing could have undermined fairness, growth and economic stability in the UK. In 2010, the government set out medium-term fiscal consolidation plans to return the public finances to a sustainable path.

1.43 The government is making significant progress in delivering its fiscal consolidation. Public sector net borrowing as a percentage of GDP is forecast to have halved between 2009-10 and 2014-15.³¹ The latest data from the IMF shows that, between 2010 and 2013, the government reduced the structural deficit by more than half. The structural deficit fell by 4.6% of GDP over this period, a larger absolute reduction than any other country in the G7.³² When this government came into office around 1 pound in every 4 being spent was borrowed.³³ In 2015-16 the Office for Budget Responsibility's (OBR) forecasts show that only 1 pound in every 10 spent will be borrowed.³⁴

1.44 The government is forecast to meet its new forward-looking fiscal mandate in the third year of the forecast period, which is currently 2017-18, having reduced the cyclically-adjusted current budget deficit from its peak of 4.8% of GDP in 2009-10 to 2.6% of GDP in 2013-14.³⁵ The supplementary aim for public sector net debt to fall as a share of GDP in 2016-17 is forecast to be met a year early with debt falling as a share of GDP in 2015-16. This is the first time public sector net debt has been forecast to fall as a share of GDP in 2015-16 since Budget 2012.

²⁵ Open letter from the Governor of the Bank of England to the Chancellor of the Exchequer, February 2015.

²⁶ 'Inflation Report', Bank of England, February 2015.

²⁷ Open letter from the Chancellor of the Exchequer to the Governor of the Bank of England, February 2015.

²⁸ 'Funding for Lending Scheme usage and lending data publication – Q4 2014', Bank of England, February 2015.

²⁹ 'Public Sector Finances', ONS, January 2015.

³⁰ 'World Economic Outlook', IMF, October 2014.

³¹ 'Public Sector Finances', ONS, January 2015; 'Economic and fiscal outlook', OBR, March 2015.

³² 'World Economic Outlook', IMF, October 2014.

³³ 'Public Sector Finances', ONS, January 2015.

³⁴ 'Economic and fiscal outlook', OBR, March 2015.

³⁵ 'Public finances databank', OBR, March 2015.

1.45 Since Autumn Statement 2014, the fiscal position has improved across the forecast period. Higher receipts in 2014-15 and lower debt interest costs across the forecast period are reflected in an improved path of public sector net borrowing. The overall surplus on public sector net borrowing in 2018-19 is higher than at Autumn Statement 2014. Public sector net debt as a percentage of GDP is forecast to fall one year earlier than at Autumn Statement 2014 and is lower in cash terms and as a percentage of GDP from 2015-16 than was forecast previously. The faster pace of debt reduction in this forecast, largely due to the sale of financial sector assets in 2015-16, will improve the sustainability of the public finances and means that Total Managed Expenditure (TME) is able to grow in line with GDP in 2019-20, when it will be 36% of GDP and when public sector net debt will fall by 3.2 percentage points of GDP.

1.46 The government remains committed to restoring the public finances to a sustainable position and getting public sector net debt onto a declining path as a share of GDP. The latest forecast from the OBR shows that the cyclically-adjusted current budget will be in balance in 2017-18, with an overall surplus from 2018-19. Getting to grips with the public finances will speed up the process of debt reduction, reducing the burden on taxpayers and strengthening the ability of future governments to respond to economic shocks.

Consolidation in this Parliament

1.47 The government has to date delivered £83 billion of the £98 billion planned discretionary reductions in spending and £106 billion of the £121 billion planned total discretionary consolidation by the end of 2015-16, as set out in Table 1.2.

Table 1.2: Total consolidation plans over this Parliament

	£ billion		
	2013-14	2014-15	2015-16
Policy inherited by the government	56	70	–
Spending ^{1,2}	38	48	–
Tax ²	18	21	–
Spending share of consolidation (%)	67	69	–
Total discretionary consolidation	92	106	121
Spending ^{1,2,3}	67	83	98
Tax ^{2,3}	24	23	23
Spending share of consolidation (%)	74	78	81

¹ Spending consolidation is attributable to 3 factors: (a) reductions in Departmental Expenditure Limits (DEL) are calculated by assessing nominal DEL totals against a counterfactual of growing DEL from 2010–11 in line with general inflation in the economy, as set out in Table 4.8 of the OBR's pre-Budget forecast (June 2010); (b) reductions in Annually Managed Expenditure (AME) due to the net effect of policy changes announced since the June Budget 2010; and (c) estimated debt interest savings, updated for market interest rates consistent with the OBR's March 2015 'Economic and fiscal outlook.' This calculation excludes the impact of financial transactions in Capital DEL.

² This takes account of the latest costings.

³ Where costings do not go out to 2015-16, they have been grown in line with general inflation in the economy.

Source: Office for Budget Responsibility and HM Treasury calculations.

1.48 Public spending control is central to the government's commitment to reduce the deficit. As a result of good financial management and firm spending control, departments have been able to exceed the consolidation targets that have been set for them. Since 2010 departments have underspent against plans by an average of over £5 billion a year, with the OBR forecasting further underspends for 2014-15 of £3.5 billion.³⁶

1.49 Since Autumn Statement 2014, the government has made good progress in driving efficiency across a number of areas. **Budget 2015 confirms that proposals have been agreed with all departments to abolish progression pay across the Civil Service.**

³⁶ 'Public Expenditure Statistical Analyses', HM Treasury; 'Economic and Fiscal Outlook', OBR, March 2015.

Financial sector and other asset sales

1.50 During this Parliament the government has made substantial progress in selling assets it no longer needs to hold, and in getting taxpayers' money back from the bank bailouts. Total sales of corporate and financial assets since May 2010 amount to over £19.9 billion.³⁷ As set out in the OBR's March 2015 'Economic and fiscal outlook', this government has recovered from its financial sector interventions:

- nearly £9 billion through selling shares in Lloyds Banking Group, which has reduced the government's shareholding to below 23% – Lloyds' announcement on 27 February 2015 of a dividend payment will further contribute at least £100 million to the Exchequer
- in excess of £9.5 billion in fees from Lloyds Banking Group and Royal Bank of Scotland (RBS) relating to government support and participation in government intervention schemes – all of which are no longer required
- more than £21 billion in repayments from the sale of Northern Rock plc, and the ongoing wind-down of NRAM plc and Bradford & Bingley
- over £1 billion in respect of the Dunfermline Building Society administration
- over £2.6 billion in repayments from the Landsbanki LBI (Icesave) estate in Iceland
- a total of £11 billion from the Financial Services Compensation Scheme, from the estates of failed banks, and fees from the wider banking sector in respect of the Credit Guarantee Scheme and Special Liquidity Scheme (not including RBS or Lloyds)

1.51 Chart 1.5 sets out the calculated impact of previous financial sector interventions on net debt over 2007-08 to 2015-16. The government remains determined to complete the state's exit from ownership of banks, delivering value for money for the taxpayer, boosting competition in the financial sector, and paying down the debt. Having de-risked the financial sector and returned the economy to a stable and sustainable path, the government is now in a position to set out the next steps in reducing the taxpayers' exposure to the financial sector.

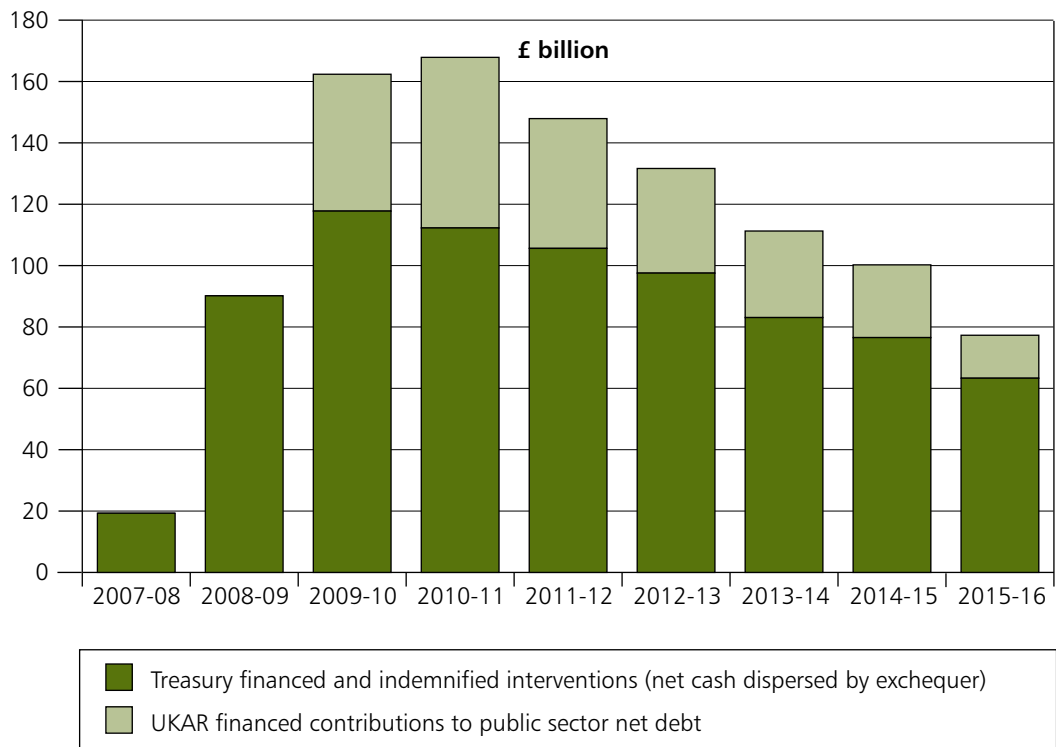
1.52 The government's long-term economic plan has underpinned positive market conditions. Together with Lloyds moving into profit and paying a dividend, this will enable the government to continue its sales programme for the taxpayers' remaining stake in the bank. As a result **this Budget announces the government's plan to sell £9 billion of Lloyds shares over the next year, continuing the progress of the last year.** The government will continue to consider options for allowing the British public to participate directly in future sales of bank shares.

1.53 The government is also taking action to continue to exit from the nationalised banks. **UK Asset Resolution (UKAR), which manages the government's ownership of NRAM plc and Bradford & Bingley plc, is announcing a major sale of assets held from the forced nationalisation of Northern Rock and Bradford & Bingley plc.** In parallel, UKAR will explore potential options for the sale or outsourcing of its mortgage servicing activities. Any sales will be contingent on ensuring value for money for the taxpayer. The government's central estimate, certified by the OBR, is that these sales of Lloyds shares and UKAR assets are expected to raise approximately £20 billion in 2015-16.³⁸

³⁷ Published sales of corporate and financial assets (800MHz and 2.6 GHz spectrum, the Tote, Northern Rock, High Speed 1 (30 year concession), Lloyds Banking Group (multiple sales), Royal Mail, mortgage style student loan book, Plasma Resources UK, UK Asset Resolution Ltd mortgage portfolio, ConstructionLine, Greencoat UK Wind, Food and Environment Research Agency, Defence Support Group, Eurostar) total over £19.9 billion. In general proceeds from sales of corporate and financial assets will reduce public sector net debt. There may also be an impact on public sector net borrowing as future income (or costs) are foregone, such as dividend payments, loan repayments, or the need for future investment. The specific arrangements for some assets may vary.

³⁸ 'Economic and fiscal outlook', OBR, March 2015.

Chart 1.5: Calculated impact of financial sector interventions on net debt



Source: HMT calculations based on HMT accounts, Office for National Statistics and Office for Budget Responsibility. Figures for 2015-16 include OBR-certified costings of the sale of financial sector assets in 2015-16, comprising Lloyds Banking Group and UKAR.

1.54 As set out in Budget 2014, RBS’s new management committed to a new strategy for serving its UK customers, reducing assets in its ‘bad bank’, and supporting lending to British businesses. This has brought forward the point at which the bank can start being returned to private ownership. It is not good for taxpayer value or for the competitiveness of the UK’s banking system to have such a large and complex bank in state hands for too long. As a result, the government intends to take a decision on the timing of any exit programme from RBS early in the next Parliament.

1.55 In March 2015, the Treasury signed a binding agreement to sell its entire holding in Eurostar International Limited for £757 million. Other asset sales include those of shares in Greencoat UK Wind for £52 million, ConstructionLine for £35 million, Food and Environment Research Agency for £20 million and Defence Support Group for £140 million. Progress also continues towards the sale of the government’s stake in Urenco, the pre-2012 Income Contingent Repayment student loan book and public sector spectrum. A central estimate of approximately £12 billion is expected from the sale of the Income Contingent Repayment student loan book.³⁹

1.56 Autumn Statement 2013 set a target to deliver £20 billion of corporate and financial asset sales between 2014 and 2020. More than £8.9 billion of sales have now completed, or will shortly.⁴⁰ With over £20 billion in sales expected to complete in 2015-16 the government is on track to meet this target early and significantly exceed it.

³⁹ ‘Economic and fiscal outlook’, OBR, March 2015.

⁴⁰ Published sales of corporate and financial assets since January 2014 (Lloyds Banking Group (multiple sales), UK Asset Resolution Ltd mortgage portfolio, ConstructionLine, Greencoat UK Wind, Food and Environment Research Agency, Defence Support Group, Eurostar) total over £8.9 billion, of which £2 billion since Autumn Statement 2014.

Fiscal forecast

1.57 As set out in Table 1.3, from its post-war peak of 10.2% of GDP in 2009-10, the OBR forecasts public sector net borrowing will fall in each year of the forecast period, to:⁴¹

- 5.0% of GDP in 2014-15
- 4.0% of GDP in 2015-16, the final year for which the government has set departmental spending plans
- a surplus of 0.2% of GDP in 2018-19, increasing to 0.3% of GDP in 2019-20

1.58 Public sector net debt is forecast to peak at 80.4% of GDP in 2014-15, the same level as at Autumn Statement 2014, before falling each year and reaching 71.6% of GDP in 2019-20. In 2015-16 public sector net debt is forecast to be 80.2% of GDP, 0.2 percentage points lower than 2014-15.

Table 1.3: Overview of the OBR's central fiscal forecast

	% GDP, unless otherwise stated						
	Outturn	Forecast					
	2013-14	2014-15	2015-16	2016-17	2017-18	2018-19	2019-20
Fiscal mandate							
Cyclically-adjusted current budget deficit	2.6	2.5	2.1	0.4	-0.8	-1.7	-1.7
Deficit							
Public sector net borrowing	5.6	5.0	4.0	2.0	0.6	-0.2	-0.3
Public sector net borrowing (£ billion)	97.3	90.2	75.3	39.4	12.8	-5.2	-7.0
Cyclically-adjusted net borrowing	4.1	4.2	3.7	1.9	0.6	-0.3	-0.3
Current budget deficit	4.1	3.3	2.4	0.5	-0.8	-1.7	-1.7
Primary balance	-3.8	-3.4	-2.5	-0.3	1.3	2.1	2.1
Cyclically-adjusted primary balance	-2.3	-2.7	-2.2	-0.1	1.3	2.1	2.1
Treaty deficit ¹	5.8	5.2	4.3	2.2	0.8	0.0	-0.1
Cyclically-adjusted Treaty deficit	4.2	4.4	4.0	2.0	0.8	0.0	-0.1
Debt							
Public sector net debt ²	79.1	80.4	80.2	79.8	77.8	74.8	71.6
Treaty debt ³	87.9	88.4	89.7	89.7	88.2	85.7	82.8
<i>Memo: Output gap</i>	-2.0	-0.8	-0.4	-0.2	0.0	0.0	0.0
<i>Memo: total policy decisions⁴</i>		0.0	0.0	0.0	0.0	0.0	0.0

¹ General government net borrowing on a Maastricht basis.

² Debt at end March; GDP centred on end March.

³ General government gross debt on a Maastricht basis.

⁴ Equivalent to the 'Total policy decisions' line in Table 2.1.

Source: Office for National Statistics, Office for Budget Responsibility and HM Treasury calculations.

1.59 The OBR's March 2015 'Economic and fiscal outlook' includes a comparison of key fiscal aggregates to Autumn Statement 2014. Public sector net borrowing is forecast to be £7.2 billion lower in 2014-15 than in 2013-14, and it continues to fall year on year throughout the forecast period. Public sector net debt has been revised down relative to Autumn Statement 2014 from 2015-16 onwards in both cash terms and as a share of GDP. By the end of the forecast period, public sector net debt is forecast to be 71.6% of GDP, 1.2 percentage points lower than forecast at Autumn Statement 2014.

⁴¹ 'Public Sector Finances', ONS, January 2015.

Table 1.4: Comparison of key fiscal aggregates to Autumn Statement 2014

	% GDP, unless otherwise stated						
	Outturn	Forecast					
	2013-14	2014-15	2015-16	2016-17	2017-18	2018-19	2019-20
Public sector net borrowing (£ billion)							
Budget 2015	97.3	90.2	75.3	39.4	12.8	-5.2	-7.0
Autumn Statement 2014	97.5	91.3	75.9	40.9	14.5	-4.0	-23.1
<i>Change compared to Autumn Statement</i>	-0.2	-1.1	-0.7	-1.5	-1.8	-1.2	16.1
Public sector net debt							
Budget 2015	79.1	80.4	80.2	79.8	77.8	74.8	71.6
Autumn Statement 2014	78.8	80.4	81.1	80.7	78.8	76.2	72.8
<i>Change compared to Autumn Statement</i>	0.3	0.0	-0.9	-0.9	-1.0	-1.4	-1.2
Cyclically-adjusted current budget deficit							
Budget 2015	2.6	2.5	2.1	0.4	-0.8	-1.7	-1.7
Autumn Statement 2014	2.6	2.7	2.2	0.5	-0.7	-1.5	-2.3
<i>Change compared to Autumn Statement</i>	0.0	-0.2	-0.1	-0.1	-0.2	-0.2	0.5

Source: Office for National Statistics and Office for Budget Responsibility.

Performance against the fiscal mandate

1.60 The government's fiscal strategy is underpinned by a forward-looking mandate, as updated in the Charter for Budget Responsibility approved by Parliament on 13 January 2015, to achieve a cyclically-adjusted current balance in the third year of a rolling 5-year forecast period.⁴²

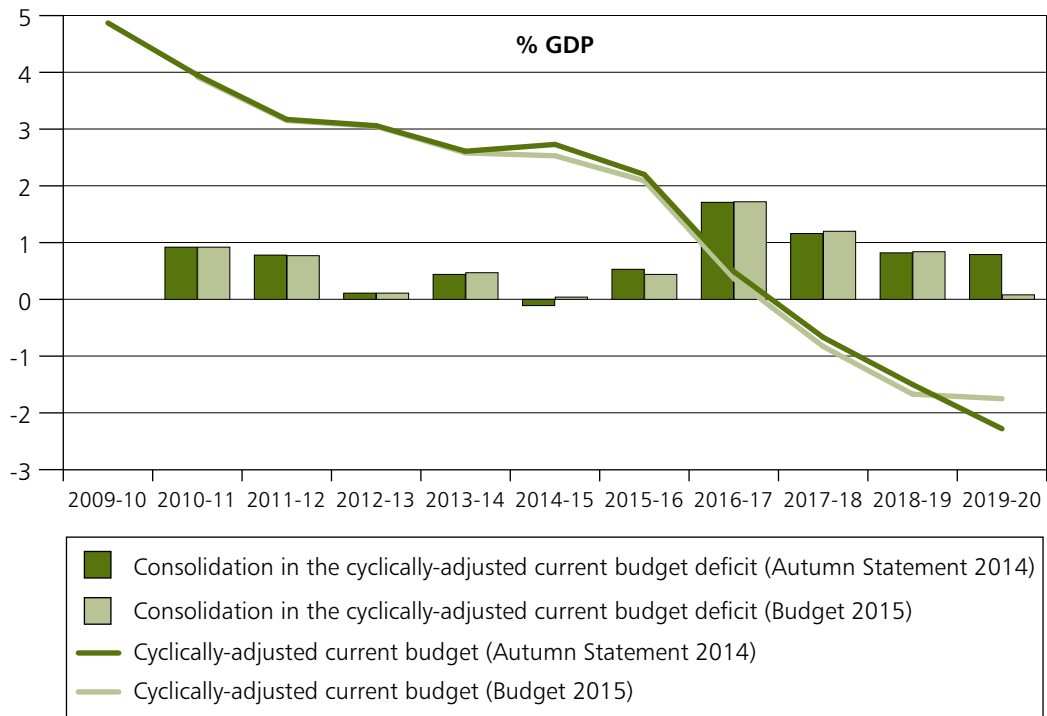
1.61 The OBR's March 2015 'Economic and fiscal outlook' confirms the government is on course to meet the fiscal mandate in the third year of the forecast period, 2017-18. The OBR's judgement is that the government's policies are consistent with roughly a 65% chance of achieving the fiscal mandate in 2017-18. Chart 1.6 shows the government's performance against its fiscal mandate.

1.62 The government's fiscal mandate is supplemented by an aim for public sector net debt as a percentage of GDP to be falling at a fixed date of 2016-17. As set out in Chart 1.7, the OBR forecasts that the supplementary debt aim will be met a year early, with debt falling by 0.2% of GDP between 2014-15 and 2015-16. Public sector net debt falls by 0.4% of GDP between 2015-16 and 2016-17.

1.63 Public sector net debt is forecast to peak in 2014-15 as a share of GDP, before falling from 2015-16 and thereafter across the forecast horizon. This is the first time debt has been forecast to fall as a share of GDP in the coming year since Budget 2002. The government is forecast to meet the target for debt to be falling as a share of GDP by the end of 2015-16, as set out in the June Budget 2010.

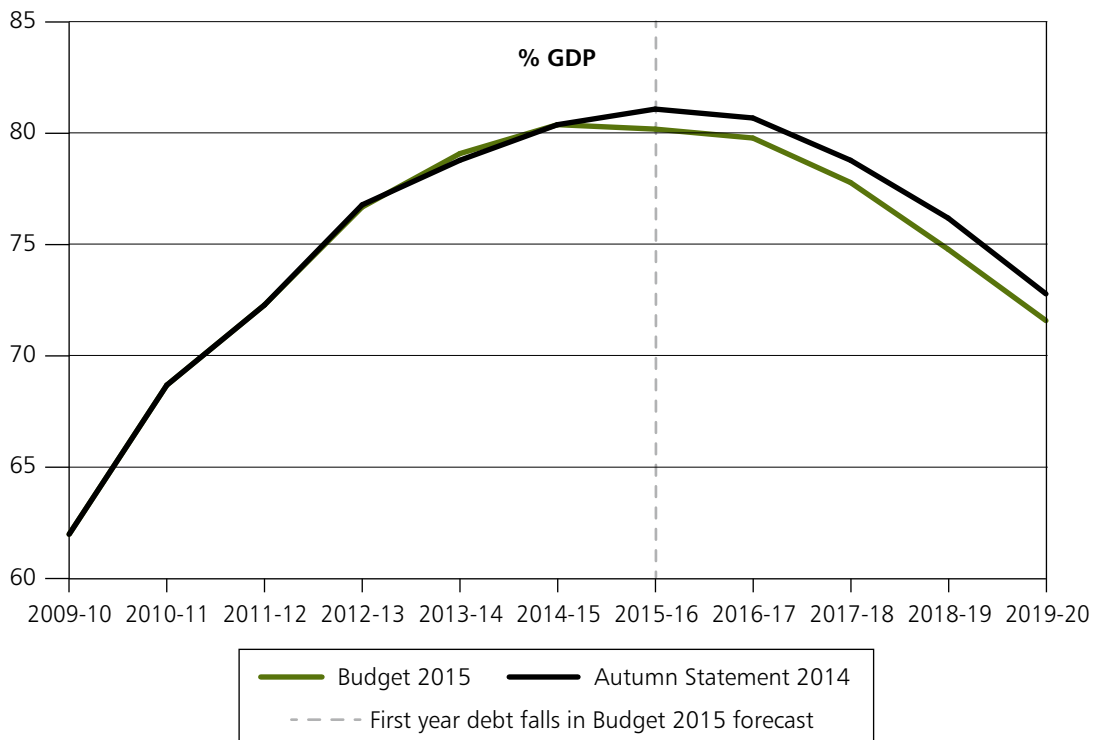
⁴²'Charter for Budget Responsibility: Autumn Statement 2014 update', HM Treasury, December 2014.

Chart 1.6: Consolidation in the cyclically-adjusted current budget deficit



Source: Office for Budget Responsibility and HM Treasury.

Chart 1.7: Public sector net debt



Source: Office for National Statistics and Office for Budget Responsibility.

Performance against EU targets

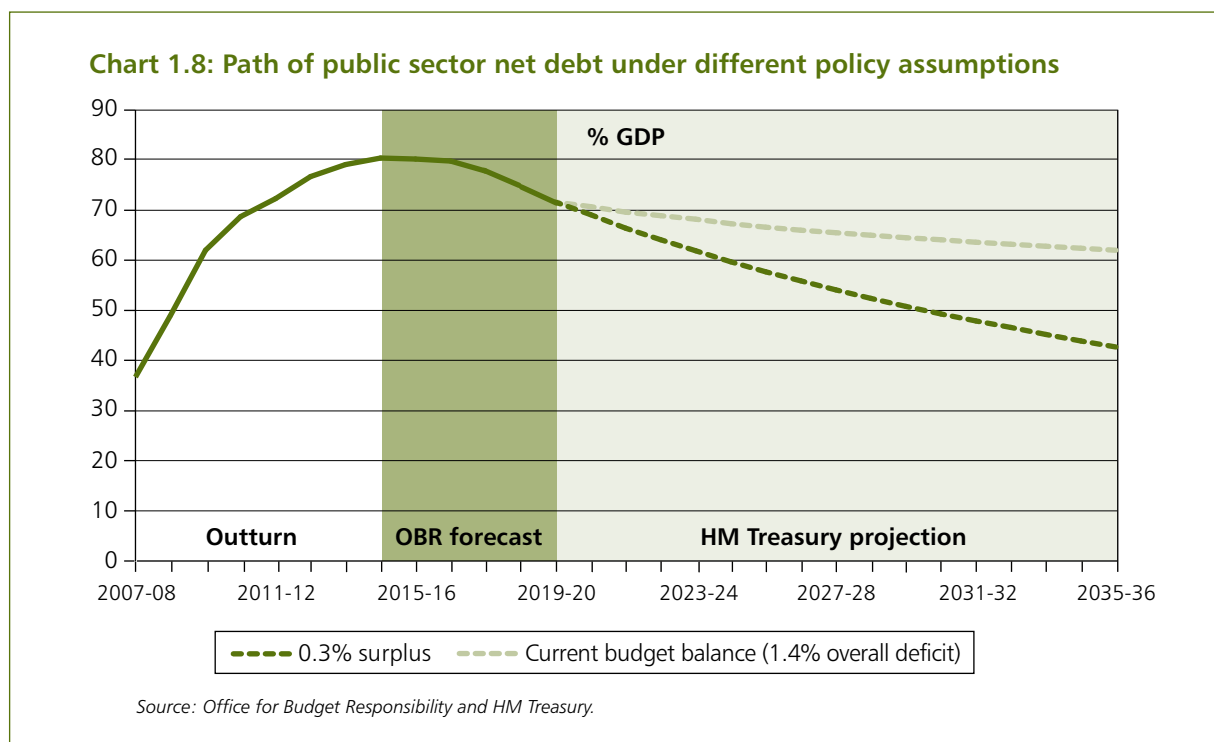
1.64 The government remains committed to bringing the UK's Treaty deficit in line with the 3% target set out in the Stability and Growth Pact (SGP). The government is forecast to meet the EU SGP target for the Treaty deficit in 2016-17.

The long-term debt challenge

1.65 As a result of the Great Recession, public sector net debt is forecast to have risen by more than 40% of GDP since the financial crisis, to a peak of 80.4% of GDP in 2014-15.⁴³ The peak in debt will be the highest level of debt since the late 1960s.⁴⁴ By the time public sector net debt begins to fall, it will have been increasing as a percentage of GDP in every year since 2001-02. This is the longest period of year-on-year increases in debt as a percentage of GDP since at least 1700.⁴⁵ Debt would be even higher if the government had not pursued its plan to reduce the deficit.

1.66 Central government (gross) spending on debt interest is forecast to be £45.7 billion this year. Reducing debt in future will help control these costs and reduce the burden on future generations. Debt interest would be £3.6 billion a year lower for every reduction in debt of 10% of GDP, based on the market interest rates used by the OBR in its March 2015 'Economic and fiscal outlook.'

1.67 High public debt also increases the UK's vulnerability to future shocks. It is more likely a new shock would increase debt to potentially unsustainable levels if starting from a higher level, increasing uncertainty, pushing up interest rates and undermining economic stability. Chart 1.8 shows projections for the path of public sector net debt as a percentage of GDP, assuming two different scenarios for levels of borrowing from the end of the 5-year forecast horizon. This chart is based on a simple scenario in which there are no shocks to the economy.



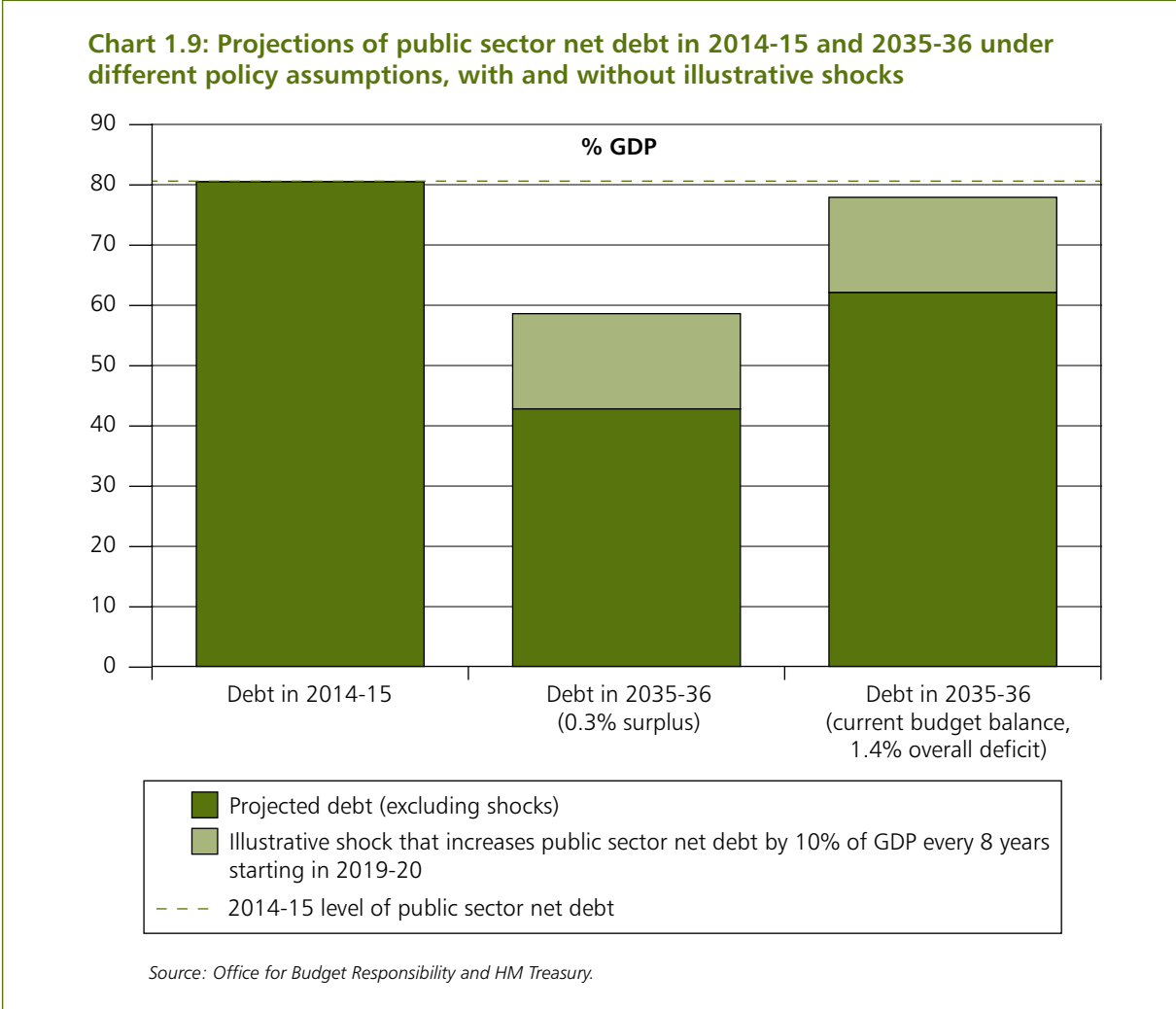
1.68 As illustrated by Chart 1.8, sustained action will be needed to bring down debt even in the absence of future shocks. Prudent fiscal policy should, however, take account of future

⁴³ 'Public Sector Finances', ONS, January 2015.

⁴⁴ 'Three Centuries of Data on the UK Economy', Bank of England data.

⁴⁵ 'Three Centuries of Data on the UK Economy', Bank of England data.

shocks to the economy, even though the scale and timing are inherently unpredictable and any analysis of potential future shocks can only be illustrative. Chart 1.9 shows how the level of public sector net debt in 2035-36 would be affected by a simple scenario in which the economy is hit once every 8 years by a shock that increases public sector net debt by 10% of GDP (less than the peak increase following the recession in the 1990s). This should not be interpreted as a prediction, though increases in debt of this magnitude are consistent with the previous impacts of economic downturns on public borrowing.



1.69 In this illustrative scenario, a permanent 1.4% deficit, equivalent to a balanced current budget with investment equal to its 2019-20 forecast level, results in debt falling by only around 3% of GDP by 2035-36 from its 2014-15 peak, still leaving debt at historically high levels. A permanent 0.3% surplus, as forecast by the OBR for 2019-20, under the same scenario results in debt falling from its peak by around 25% of GDP by 2035-36. Larger or more frequent shocks in the future would result in higher levels of public debt and vice versa.

Consolidation in the next Parliament

1.70 Budget 2015 confirms that, in line with previous policy, the government’s planned consolidation in the next Parliament is reflected in the fiscal assumption that Total Managed Expenditure (TME) will fall in real terms in 2016-17 and 2017-18 at the same rate as over the period 2010-11 to 2014-15. Alongside the updated Charter for Budget Responsibility the government estimated that around £30 billion of discretionary consolidation is likely to be required over these years. From 2018-19 the government has set a neutral fiscal assumption,

holding TME flat in real terms in 2018-19 and in 2019-20 increasing TME in line with nominal GDP.

1.71 The government will continue to prioritise capital investment. At Spending Round 2013, the government set out a long-term pipeline of capital investment worth more than £100 billion over the next Parliament. Autumn Statement 2014 set out in detail how over £30 billion of this money will be invested in Britain's infrastructure and growth promoting sectors, including roads, flood and coastal defences, and science. The government will continue to hold public sector gross investment (PSGI) constant in real terms in 2016-17 and 2017-18, and it will increase in line with GDP from 2018-19.

1.72 The fiscal assumption for 2016-17, 2017-18, 2018-19 and 2019-20 is expressed in terms of TME. It would, of course, be possible to do more of this further consolidation through tax instead.

1.73 The government's fiscal assumption for the years 2016-17 to 2019-20 set out above, combined with the OBR's forecast for Annually Managed Expenditure (AME) (excluding AME policy decisions in this Budget) and the PSGI assumption give projections for implied Departmental Expenditure Limits (DEL) including depreciation. The projections for implied DEL including depreciation at this Budget are higher in each year over 2016-17 to 2019-20 compared with Autumn Statement 2014. Table 2.4 provides a more detailed summary of the implied DEL forecast at this Budget and the cost of spending policy measures.

Delivering on future consolidation plans

1.74 Choices will need to be made on the composition of further consolidation in the next Parliament, including funding any new commitments. The Budget provides further detail on some of these choices.

1.75 To deliver the necessary reductions in spending, the government will continue to identify and deliver significant efficiency savings. At Autumn Statement 2014 the government set out an aspiration to find £10 billion in further efficiency savings by 2017-18. This included a commitment to be much more ambitious in the use of digital technology.

1.76 Budget 2015 announces that the digital ambition will extend beyond central government and arms-length bodies, to consider local services. HM Treasury, the Department for Communities and Local Government and the Government Digital Service will collaborate with partners in local government, as the sector develops a set of proposals that will enable more customer-focussed, digitally-enabled and efficient local services in time to inform future budget allocations.

1.77 In this Parliament the government has delivered significant savings from centralising the procurement of goods and services. **Budget 2015 announces that, following a successful trial, the government will implement 'GOV.UK Verify' – a new way for people to prove their identity online when using government services – across central government.** This means that departments will use the same tool for their digital services, reducing duplication. Further, to prevent individual departments paying different amounts to either build their own data centres or outsource this service, the government will create a joint venture to host departments' non-cloud based servers, which could save up to £100 million.⁴⁶

1.78 In education, evidence shows that the best performing schools focus their spending on teachers over the 'back-office'.⁴⁷ However, spending on back-office costs varies from £202 to £1,432 per pupil, and between 2003 and 2013 back-office spending per pupil in maintained schools increased by around 60% in real terms.⁴⁸ To help schools further improve their efficiency

⁴⁶Cabinet Office business case analysis, February 2015.

⁴⁷'Review of efficiency in the schools system', Department for Education, June 2013.

⁴⁸'Review of efficiency in the schools system', Department for Education, June 2013; HM Treasury calculations based on Local Authority and School Expenditure 2002-03 and 2012-13. The 2012-13 data is available at gov.uk.

and focus their budgets on providing excellent teachers for their students, the government is launching a number of initiatives:

- **re-launching the energy supply framework:** schools are already realising savings by purchasing goods and services through procurement frameworks provided by the Crown Commercial Service (CCS); the government expects the recent launch of the updated CCS school energy supply framework to deliver significant savings for schools in the next Parliament
- **publishing improved management information and benchmarks:** by the end of 2015, the Department for Education (DfE) will provide schools with a new indicator to compare their overall efficiency, and parents will be able to access school benchmarking tools, allowing them to compare their child's school's spending with that of other schools and see how effectively the school uses its budget to promote educational attainment
- **piloting a cost comparison tool in 2015 to help schools identify a target price for their most commonly purchased items**
- **introducing a range of initiatives to improve the effectiveness of education support staff,** through a series of projects being run by the Education Endowment Foundation

1.79 The government will have increased the health budget in real terms every year this Parliament.⁴⁹ At Autumn Statement 2014, the government announced £2 billion of additional funding for frontline NHS services in 2015-16 that will be added to the NHS's baseline funding in future years. This will help to meet growing demand, improve services and kick-start the transformation set out in the NHS's 'Five Year Forward View'. However, the 'Five Year Forward View' also made it clear that the NHS will need to find significant annual efficiency savings in order to meet demand and maintain good quality patient care.⁵⁰

1.80 Lord Carter, as Chair of the NHS Procurement and Efficiency Board, is undertaking action to help the NHS to deliver its efficiency aspiration. Interim findings from Lord Carter's work show that action in a number of areas, including procurement, pharmacy and property, could deliver significant savings that the NHS could recycle back into frontline care. For example, local savings of up to £5 million a year have been found in one Trust alone by improving contract management and engaging with suppliers to find ways to resist cost increases.⁵¹ Measures such as this will be key to delivering the efficiency savings set out in the 'Five Year Forward View'.

1.81 In the criminal justice system, Sir Brian Leveson's report on the efficiency of court proceedings has highlighted that there is still significant scope to reduce cost and delay.⁵² For example, measures to encourage the retention of cases in the Magistrates' courts rather than sending them to the Crown Courts should improve efficiency and reduce costs in the court system. The government notes these recommendations and, as part of the ongoing programme to reform the courts, which is intended to save in excess of £100 million a year by 2019-20, will explore how these recommendations can be taken forward.

1.82 The government will also expand the use of benchmarking public service performance as a means to identify savings. It has already demonstrated the potential in this area; for example, the programme to benchmark public sector prisons is driving down unit costs and will deliver annual savings of £300 million by 2015-16.⁵³

⁴⁹'Public Expenditure Statistical Analyses', HM Treasury

⁵⁰'Five Year Forward View', NHS, October 2014.

⁵¹'Better procurement better value better care: a procurement development programme for the NHS', Department for Health and NHS England, August 2013.

⁵²'Review of Efficiency in Criminal Proceedings: Final Report', Sir Brian Leveson, January 2015.

⁵³'National offender management service business plan 2014-15', National Offender Management Service, April 2014.

1.83 Police forces are already delivering efficiency savings, in a period where crime is down by more than a fifth according to the independent 'Crime survey for England and Wales'.⁵⁴ This summer, Her Majesty's Inspectorate of Constabulary will carry out an in-depth efficiency inspection of every police force in the country, to help all forces make best use of resources and highlight best practice to continue driving down crime. The government is also committed to supporting a collaborative programme to standardise what the police buy, and aggregate police procurement to drive additional savings above the £200 million already achieved this Parliament.⁵⁵

More strategic management of government land, property and spectrum

1.84 Over the next Parliament the government will transform how it manages the significant land and property assets it owns. **Budget 2015 announces that the government will implement a new commercially-driven approach to land and property asset management across the central government estate**, based on departments paying market-level rents for the freehold assets they own. The government will create a new central body or bodies, which, working under a cross-government framework and direction provided by the Treasury and the Government Property Unit of the Cabinet Office, will own and manage relevant property and land assets, as well as leasehold assets where appropriate. This will help drive better strategic oversight and management of the estate, and provide greater incentives for departments to rationalise the space they occupy. It will also deliver efficiencies, and release land and property for productive use, including building new homes. Implementation of the reform will commence immediately, with the model becoming operational by March 2017, subject to legislation.

1.85 Given their very large property and land holdings, there is also the potential to generate significant efficiencies within the Ministry of Defence estate. However, the Ministry of Defence maintains a varied estate, including assets of strategic military importance. Therefore, the department will introduce a similar charging mechanism, to the same timescale, within its existing estate management organisation, to incentivise users of the Ministry of Defence estate to reduce their footprint and release value, including land for development. Given the specialised nature of the Foreign and Commonwealth Office's overseas estate, appropriate charging principles will also be developed with land and property managed in their existing departmental boundary.

1.86 In addition to implementing this model for land and property, **Budget 2015 announces that the government will take a more strategic approach to managing public sector spectrum**. The government will implement a central management system, which will enable it to better prioritise spectrum management, and maximise the economic value of public sector spectrum.

Integrating services to improve outcomes and reduce costs

1.87 Further savings will also be achieved by making local services work better for the people who need them. The £448 million invested in the Troubled Families programme has helped over 105,000 families to turn their lives around, the government has demonstrated its commitment to early intervention in a child's earliest years and the £5.3 billion Better Care Fund is helping people to benefit from joined up health and social care.⁵⁶ This is based on the principles that intervening early can prevent problems arising later on and locally joined up services can better meet the needs of vulnerable people. Building on the government's ambitious programme of reform, **the Budget announces that the government is exploring the cost-effectiveness**

⁵⁴'Crime Survey for England and Wales – year ending September 2014', ONS, January 2015.

⁵⁵Home Office analysis of data on Police Forces' non-IT procurement savings between 2010 and Q3 2014.

⁵⁶'Troubled Families programme: progress information at December 2014 and families turned around at February 2015', Department for Communities and Local Government, March 2015.

of options to integrate spending around some of the most vulnerable groups of people, including:

- taking the next steps on from the Better Care Fund to continue to join up services for people with health and social care needs, and learning from Greater Manchester's experience following their recent landmark agreement to bring together commissioning of around £6 billion of local health and social care budgets
- improving the links between health and employment support for people who are unable to work because of a health condition, learning from the roll out of Fit for Work and the mental health pilots agreed as part of the Growth Deals and at Autumn Statement 2014 – Budget 2015 takes a major step forward through a package of measures to improve employment outcomes for people with mental health conditions
- exploring whether improving housing can help people with care needs stay in their homes longer and reduce costs to the NHS
- assessing the scope to reduce the estimated £4.3 billion spent because of a failure to support troubled individuals struggling with homelessness, addiction and mental health problems including through social investment⁵⁷
- designing a more integrated, multi-agency approach to divert from custody, where appropriate, female offenders who are convicted of petty, non-violent offences

Future welfare spending

1.88 Since 2010, the government has legislated for measures in the welfare system in order to reduce spending by £21 billion in 2015-16, through reform of benefit structures, and changes to eligibility and rates.⁵⁸ The reforms promote work and personal responsibility while protecting the most vulnerable members of society. The government is introducing Universal Credit, which will help more people off welfare and into work. However, as the OBR has noted in its 'Welfare trends report', over the next Parliament and beyond a number of factors will continue to put upward pressure on spending in some areas.⁵⁹ Outcomes could also be further improved for claimants. While 46% of disabled people of working age are in work, in each quarter only one economically-inactive disabled person in a hundred moves into work.⁶⁰ The government remains committed to helping people into work and improving outcomes.

Welfare cap

1.89 At Budget 2014, the government introduced the welfare cap to ensure that significant increases in welfare spending do not go uncorrected. The cap is a firm limit on total welfare spending, applying to all welfare spending in AME with the exception of the state pension and automatic stabilisers. The OBR's assessment at Autumn Statement 2014 was that the welfare cap was met. The OBR will next assess performance against the cap in autumn 2015, when the cap will cover from 2016-17 until the end of the rolling forecast period. At Budget 2015, the OBR's forecast for spending within scope of the cap is on average £2 billion per year lower than at Autumn Statement 2014 and in total £9.7 billion lower over the forecast period.

⁵⁷ 'Hard edges: mapping severe and multiple disadvantage in England', Lankelly Chase Foundation, January 2015.

⁵⁸ 'Policy measures database', OBR, February 2015.

⁵⁹ 'Welfare trends report', OBR, October 2014.

⁶⁰ 'Labour market status of disabled people (Equality Act core disabled)', ONS Statistical Bulletin: UK Labour Market, February 2015; 'The disability and health employment strategy: the discussion so far', Department for Work and Pensions, December 2013.

Table 1.5: Spending within the welfare cap

	£ billion				
	2015-16	2016-17	2017-18	2018-19	2019-20
Welfare cap	119.7	122.3	124.8	127.0	129.8
Forecast margin (2%)	2.4	2.4	2.5	2.5	2.6
Total spending: difference from welfare cap	0.8	-1.3	-3.0	-2.9	-3.2
<i>of which</i> : Budget policy decisions ¹	+0.0	-0.0	-0.0	-0.1	-0.1
Total spending: difference from Autumn Statement 2014	-0.1	-1.4	-2.2	-2.8	-3.2
Total spending within scope of the welfare cap	120.6	121.0	121.8	124.0	126.5

¹ *Welfare cap impact of policy decisions set out in Chapter 2.*

Source: Office for Budget Responsibility

Debt and reserves management

1.90 The government's financing plans for 2015-16 are summarised in Annex B. They are set out in full in the 'Debt and reserves management report 2015-16', published alongside the Budget. It is anticipated that the net financing requirement of £140.4 billion will be met through gilt issuance of £133.4 billion and an increase of £7.0 billion in the stock of Treasury bills.

1.91 National Savings and Investments (NS&I) will have a net financing target of £10.0 billion in 2015-16, within a range of £8.0 to £12.0 billion. This target accommodates the extension of NS&I's market-leading bonds for people aged 65 and over (the '65+ bond'), as well as the increase in the Premium Bond limit from £40,000 to £50,000 from 1 June 2015, both of which are key elements of the government's plan to support savers. As a result of their popularity, the government announced that NS&I's 65+ bonds would remain on sale until 15 May 2015. This longer timeframe is expected to raise an additional £3.2 billion of financing, above the original £10 billion of inflows announced at Budget 2014.

1.92 The financing arithmetic provides for £6 billion of sterling financing for the Official Reserves in 2015-16. The government is planning on the basis of sterling financing for the Official Reserves at a similar level on average over the 4 years from 2016-17 up to, and including, 2019-20. This additional financing, announced at Autumn Statement 2014, is intended to meet potential calls on the reserves that may arise and ensure that the level of foreign currency reserves held is sufficient for the UK to remain resilient to possible future shocks.

1.93 Budget 2014 announced the government's plans to introduce a new and highly secure £1 coin. Since then, the Royal Mint has conducted a public design competition to determine the artwork to feature on the first reverse, or 'tails' side. **Budget 2015 announces the winning entry**, giving the British people a first chance to see what the new coin in their pocket will look like. The winning design, by 15 year-old David Pearce, pays tribute to the 4 nations of the United Kingdom.

1.94 HM Treasury carried out a consultation alongside this design competition, focusing on the physical and material characteristics of the new £1 coin. The government response to that consultation is published alongside the Budget, and **confirms the specification of the new coin and the key milestones ahead of an expected introduction in early 2017.**

Devolution

1.95 The government continues to deliver against its commitment for further devolution to Scotland, Wales and Northern Ireland. The Smith Commission was established on 19 September 2014, as a cross-party process to decide what new powers should be transferred to the Scottish Parliament. Following the Smith Commission report on 27 November 2014, the government published draft legislative clauses on 22 January 2015. The clauses published will make it possible to translate the Smith Commission Agreement into law quickly in the next Parliament. Work has started on Scotland's new fiscal framework and this will be agreed alongside the introduction of legislation.

1.96 The government announced new devolution arrangements for Wales on 27 February 2015. The measures include the introduction of a floor in the level of relative funding the UK government provides to the Welsh Government, in the expectation that it will call a referendum on Income Tax powers in the next Parliament. Work has already started on the funding floor and the details will be agreed in the next Parliament. Additionally, the government will consider the case and options for devolving powers to the Assembly over Air Passenger Duty (APD), informed by a review of potential options to mitigate the impacts of APD devolution on regional airports in England.

1.97 The Scottish and Welsh governments' sources of borrowing are also being extended to include bond issuance for capital investment. These powers will be within existing borrowing limits, and subject to a number of conditions, including that the Scottish and Welsh governments will be solely responsible for meeting their liabilities and that the UK government will provide no guarantee on any bonds issued.⁶¹

1.98 In December 2014, as part of the Stormont House Agreement, the government agreed a package of significant financial support for the Northern Ireland Executive. The agreement emphasised the need for the Executive to demonstrate that its finances are being put on a sustainable long-term footing. On that basis, legislation was introduced to Parliament on 8 January 2015 to devolve a Corporation Tax rate-setting power to the Northern Ireland Assembly. The Bill has now completed consideration by the House of Commons, and is expected to receive Royal Assent before the 2015 General Election.

1.99 The Agreement was also clear that the Corporation Tax powers would only be commenced in 2017 if the Executive demonstrates that its finances are on a sustainable footing, which will require successfully implementing a range of reform measures, including changes to the welfare system. It is critical that the parties continue to focus on meeting their commitments, so that the opportunities presented by the Stormont House Agreement are not lost.

Building a strong and stable financial system

1.100 Over this Parliament, the government has introduced a significant set of reforms that have built a much stronger and more stable financial system. The government has now completed the task of ensuring that banks separate their core high street banking services from investment banking. The government legislated to implement this ring-fence through the Banking Reform Act (2013). On 5 March 2015 the Banking Reform Pension Regulations were passed in Parliament, completing the fourth and final piece of legislation required to implement the ring-fence. The package of financial sector reforms completed in this Parliament will help make sure that taxpayers will never again need to bail out the banks.

1.101 Safeguarding financial stability requires constant vigilance. The Financial Policy Committee (FPC), created by this government, plays a central role in monitoring the financial

⁶¹ Further detail on the conditions for the Scottish and Welsh governments' bond issuance powers can be found in the 'Debt and reserves management report' published alongside the Budget.

system. The government has granted the FPC the powers it needs to make sure that the banks do not recreate the conditions that led to the last crisis. Alongside the Budget, **the Chancellor of the Exchequer has provided the FPC with its remit and recommendations for the year ahead**, as required by the Bank of England Act 1998 (and amended by the Financial Services Act 2012). On 12 February 2015, the government laid legislation that will grant the FPC powers of direction on housing market tools and a leverage ratio framework to further safeguard the stability of Britain's financial system.

Financial sanctions

1.102 The government will review the structures within HM Treasury for the implementation of financial sanctions and its work with the law enforcement community to ensure these sanctions are fully enforced, with significant penalties for those who circumvent them. This review will take into account lessons from structures in other countries, including the US Treasury Office of Foreign Assets Control. It will consider how to maintain and improve the service that HM Treasury provides to the private sector, maintain the integrity of, and confidence in, the UK financial services sector, and strengthen the government's ability to implement and help enforce this vital tool in the UK's national security interests.

Growth

1.103 The UK economy had the fastest annual growth among G7 economies in 2014 – its strongest performance since 2007.⁶² At the end of 2014 there were more people in work than ever before, unemployment was falling, and average weekly earnings were increasing in real terms.⁶³ In order to sustain the UK's growth and international competitiveness, further work is needed to support businesses and boost productivity. This Budget sets out a comprehensive package of measures that builds on existing reforms to create a dynamic, regionally balanced economy and to support future productivity growth, including:

- setting out a significant package of support through the tax system to back British business, including freezing fuel duty for another year and substantially reducing oil and gas taxes to improve competitiveness in the North Sea
- supporting long-term investment in the UK's digital communications infrastructure, including by setting out a new ambition that ultrafast broadband of at least 100 Megabits per second should be available to nearly all UK premises
- securing a truly national recovery by investing in infrastructure, housing, science and innovation across the whole of the UK, and building a Northern Powerhouse
- supporting manufacturers by bringing forward compensation for small-scale feed in tariffs for energy intensive industries to 2015-16, and supporting the retail and hospitality sectors by cutting alcohol duty on beer, cider and spirits
- developing a more highly-skilled UK labour market by strengthening support for postgraduate research and apprenticeships, and setting out plans for further investment in the UK's world-leading science and innovation base
- creating a dynamic economy that is the best place in the world to start, invest in, and grow a business, including through a package of measures to help unlock the potential of the sharing economy, improve access to finance and boost exports
- backing business by launching a comprehensive review of business rates, piloting schemes that reward additional business rates growth, and radically simplifying tax administration by abolishing the annual tax return

1.104 The government will continue to take the difficult decisions needed to implement its long-term economic plan of rebalancing the economy, supporting jobs and growth, and building a stronger economy and fairer society. Figure 1 sets out some of the key supply-side reforms that the government has implemented and the impact they have had so far.

⁶² Quarterly National Accounts, OECD, March 2015. Further detail can be found in 'Budget 2015 Data Sources'

⁶³ Labour Market Statistics, ONS, February 2015, and Consumer Price Inflation, ONS, December 2014. Further detail can be found in 'Budget 2015 Data Sources'

Figure 1: Implementation of the government's growth commitments

Tax and reliefs	Exports, inward investment and access to finance
<ul style="list-style-type: none"> • The main rate of corporation tax has been cut from 28% to 21%, and to 20% in April 2015, the joint lowest in the G20 • The personal allowance will increase to £10,600 from April 2015, this is worth £825 to a typical taxpayer and will take over 3m individuals out of income tax • Over 1m employers have now benefited from the NICs Employment Allowance. Around 500,000 employers will have been taken out of Employer NICs altogether in 2014-15 thanks to the Allowance • The abolition of Employer NICs for under 21 year olds from April 2015 will benefit employers of almost 1.5m young people, by £332 per employee on average • Business rates support of £2.7bn for 5 years from April 2014 will benefit 1.8m properties in England • Action on fuel duty since 2011 will save a typical motorist £675 by the end of 2015-16 	<ul style="list-style-type: none"> • UKTI has more than doubled the number of businesses it helps from 24,550 in 2010-11 to over 50,000 in the year to June 2014 • British Business Bank programmes are supporting £3bn of finance for businesses, including over £140m for more than 27,000 Start Up Loans • UKTI has helped secure 5,100 inward investment projects, creating or safeguarding 333,000 jobs since 2010 • UK Export Finance is delivering its services to record numbers of British businesses and has provided over £16bn of support for exports since 2009-10 • Enterprise Zones have created over 12,500 jobs and attracted £2bn in private investment • The annual net burden of regulation on business has fallen by £2.2bn since January 2011 • The Red Tape Challenge has identified over 3,200 regulations to be scrapped or improved, bringing over £1bn in annual savings to business
Housing, planning and local growth	Infrastructure
<ul style="list-style-type: none"> • Almost 83,000 households have bought a home through the Help to Buy scheme • Levels of planning approvals and housing starts are at 7-year highs • More than 537,000 new homes have been built over this Parliament • £2.9bn has been committed to more than 470 Regional Growth Fund projects • Over 400 local projects agreed through Growth Deals are due to begin in 2015-16, including work on more than 150 roads, 150 housing developments and 20 stations • Northstowe public sector-led development to deliver up to 10,000 homes 	<ul style="list-style-type: none"> • From 2010-11 to 2013-14 average annual public and private infrastructure investment was around £47bn. Over 2,650 infrastructure projects have been completed since 2010 • Over 2m more premises can access superfast broadband thanks to £1.7bn government investment • To improve the Strategic Road Network, 15 major schemes worth £3.4bn have been completed with a further 16 schemes worth £2.3bn underway • Over the Parliament, Network Rail has completed improvements to over 400 stations
Education and skills	Science and innovation
<ul style="list-style-type: none"> • Government has established 4,580 academies, including 322 free schools, studio schools and UTCs • In 2015-16 over £2.5bn will be delivered to schools via the Pupil Premium • Around 260,000 two-year-olds are entitled to a funded early education place • Over 2.1m people have started apprenticeships this Parliament, with a six-fold increase in higher apprenticeships started since 2009-10 • The government will remove the arbitrary cap on university student numbers for 2015-16. Since the controls were lifted in 2014-15, an extra 10,000 students have taken up places 	<ul style="list-style-type: none"> • Government has provided £4.6bn of research funding per year since 2010 • At SR13 the government provided a long term commitment to science capital infrastructure – £1.1bn a year rising with inflation from 2016-2021 • Over £1.4bn of public and private investment in 27 research infrastructure projects through the Research Partnership Investment Fund • 7 Innovation Catapults launched to support sectors such as High Value Manufacturing • Government has introduced a new 'above the line' R&D expenditure credit and increased the rate of SME R&D tax credits, benefiting over 15,000 innovative businesses
<p>Source: HMT, KPMG, HMRC, DCMS, DCLG, BIS, Start Up Loans, UKTI, UKEF, British Business Bank, DfE, DfT, Regional growth funds, HEFCE</p>	

Supporting business through the tax system

1.105 The government aims to have a tax system that supports businesses, is simple to understand, and encourages growth. The main rate of corporation tax has been reduced from 28% in 2010 to 21% today, and it will be cut to 20% in April 2015 – the joint lowest in the G20. Chart 1.10 sets out the expected main rate of corporation tax in G20 economies from April 2015, while Table 1.6 shows the benefits to 4 illustrative businesses as a result of selected tax cuts introduced by the government.

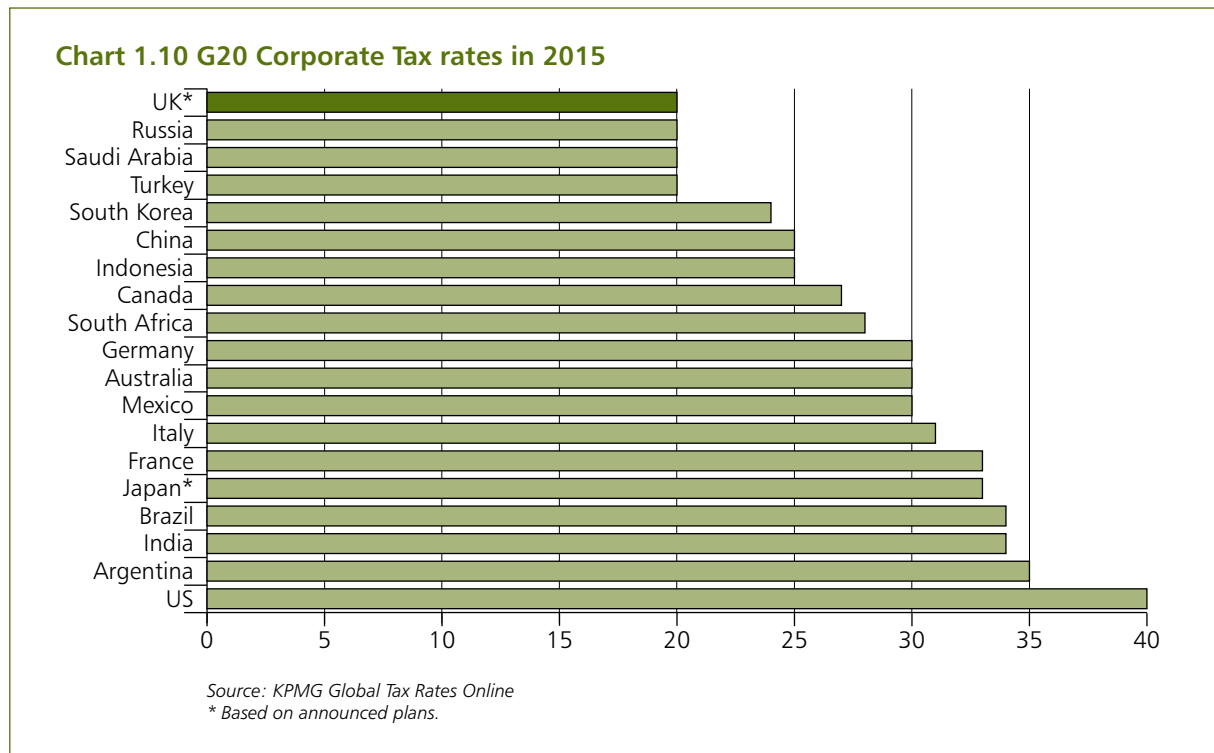


Table 1.6: Cumulative cash savings to selected illustrative small businesses between 2010-11 and 2015-16

	Employer National Insurance contributions (NICs)	Business rates	Fuel duty	Total savings
Small retailer	£4,443	£6,763	£675	£11,881
Computer repair shop	£8,234	£6,763	£338	£15,335
Food manufacturer	£32,790	£540	£4,150	£37,480
Hi-tech manufacturer	£15,008	£480	£1,400	£16,888

Source: HMT calculations based on illustrative businesses.

Notes: The modelled businesses have 3, 8, 44 and 13 staff respectively (including some apprentices), pay business rates on premises with rateable values ranging from £10,000 to £45,000, and run vehicles ranging from part-time use of a car to a combination of cars and vans.

Fuel Duty

1.106 Budget 2015 builds on the support provided by the government to motorists over this Parliament. **The Fuel Duty increase by RPI planned for 1 September 2015, due to be 0.54 pence per litre, will be cancelled.** In total, the government will have eased the burden on motorists by £22.4 billion by the end of 2015-16. This equates to a saving of £675 for a typical motorist, £1,400 for a small business with a van, and £21,000 for a haulier.⁶⁴ Due to government action on fuel duty since 2011, by the end of 2015-16 the typical motorist will save £9 each time they fill their tank.⁶⁵ By the end of 2015-16, fuel duty will have been frozen for 5 years, the longest freeze for more than 2 decades.

⁶⁴ HMRC/HMT calculations based on OBR 2015 RPI forecasts and compared to pre-2010 fuel duty plans

⁶⁵ HMRC/HMT calculations based on OBR 2015 RPI forecasts and compared to pre-2010 fuel duty plans

The long-term impact of the government's tax reforms

The government has focussed its policy interventions on areas that can most effectively increase growth, and support businesses to invest, export and create jobs. In order to better analyse the effectiveness of policy to achieve these goals, HM Revenue and Customs (HMRC) has developed a Computable General Equilibrium (CGE) model. This analyses the dynamic effects of policies, going beyond the immediate cost and impact to look at the behavioural impact on the wider economy.⁶⁶

This model has shown that the effects of cuts to Corporation Tax and Fuel Duty have a large, dynamic impact on decisions made by firms and individuals. Lower Corporation Tax will increase investment and the demand for labour, which in turn raises wages and increases consumption. Fuel Duty reductions enable businesses to retain more profit, and increase wages and consumption.

Taken together, the modelling suggests that the cuts in Corporation Tax and Fuel Duty will increase GDP by between 0.9% and 1.3%, and investment by up to 6.5% in the long term. The modelling also shows that increased profits, wages and consumption all add to higher tax revenues. This reduces the costs of the cuts to Corporation Tax and Fuel Duty by up to 60% and 56% respectively.

Making tax easier

1.107 Over the course of this Parliament, the government has taken significant action to make tax easier, quicker and simpler. This includes investing £200 million in HMRC's digital services, reducing the burden on business by £250 million a year, and introducing cash accounting as recommended by the Office of Tax Simplification (OTS), which has been taken up by more than one million small businesses.⁶⁷

1.108 Building on these foundations, **Budget 2015 announces that the government will transform the tax system over the next Parliament by introducing digital tax accounts, removing the need for annual tax returns.** By the end of the next Parliament over 50 million individuals and small businesses will be able to see and manage their tax affairs online.

1.109 'Making Tax Easier' sets out what this will mean for taxpayers.⁶⁸ As a first step, the government will:

- publish a roadmap later this year setting out the policy and administrative changes needed to implement this reform
- introduce digital tax accounts for all 5 million small businesses and the first 10 million individuals by early 2016
- abolish Class 2 NICs in the next Parliament and consult on reforming Class 4 NICs to include a contributory benefit test.

Business rates

1.110 The government wants to ensure that the tax system provides stable and sustainable revenues to fund public services in the least distortive way. **The government is therefore conducting a broad review of business rates** to ensure that they are fit for purpose for

⁶⁶'Analysis of the dynamic effects of Corporation Tax reductions', HM Treasury and HM Revenue and Customs, 5 December 2013, and 'Analysis of the dynamic effects of Fuel Duty Reductions', HM Treasury and HM Revenue and Customs, 14 April 2014, both show the results of applying the Computable General Equilibrium model to government policies

⁶⁷'Spending Round 2013', HM Treasury, June 2013, and other HMRC Internal Analysis

⁶⁸'Making Tax Easier', HMRC, March 2015

a 21st century economy. The terms of reference for this review were published on 16 March 2015.⁶⁹

1.111 As part of the government's work to strengthen the financial incentives to encourage business growth, **Budget 2015 announces pilot schemes in Cambridgeshire and Peterborough and, subject to the formal approval of Greater Manchester Combined Authority, in Greater Manchester and Cheshire East, which will enable these areas to retain 100% of any additional business rate growth beyond expected forecasts.** These pilots will begin in April 2015 and will reward additional growth to the local business rate base whilst maintaining the nationwide business rate retention and redistribution system.

Support for the creative sector and the media

1.112 The creative industries deliver both cultural and economic benefits to the UK. The government has introduced new tax reliefs for high-end television, video games, animation and theatre, and has expanded the film tax relief. These reliefs have been highly successful in encouraging investment. To further encourage growth in the sector the government will:

- **increase the rate of film tax relief to 25% for all qualifying expenditure, and extend the high-end television tax relief** by reducing the minimum UK expenditure requirement from 25% to 10% and modernising the cultural test
- **introduce a new children's television tax relief from April 2015**, which will include children's programmes that are game shows or competitions
- **introduce a new orchestra tax relief from April 2016 at a rate of 25%**

1.113 To invest in skills and business development in the creative industries, the government will also:

- **extend the Skills Investment Fund**, providing £4 million to ensure that it can continue to match fund support for training and development in film, television, visual effects, video games and animation for a further two years
- **promote a vibrant business environment for new and growing video games companies across the UK by committing £4 million to a new Video Games Prototype Fund over the next 4 years;** this fund is designed to aid access to finance and business support, and to target games development talent

1.114 Local newspapers are an important source of information for local communities and a vital part of a healthy democracy. To support them as they adapt to new technology and changing circumstances, **the government will consult on whether to introduce a business rates relief for local newspapers in England.**

Alcohol Duty

1.115 The government is committed to helping pubs. Building on the steps the government has already taken, **Budget 2015 announces that, for the third year in a row, the tax on a typical pint of beer will be cut by one penny from 23 March 2015.** This means that an average pint of beer is 9 pence cheaper than under the previous government's duty plans.

1.116 To further support the great British success story, the Scotch whisky industry, **the duty on spirits will be cut by 2%.** Recognising the important contribution of cider makers to the rural economy, **the duty on lower strength cider will be cut by 2%.** To support the UK's growing wine industry, **the duty on wine will be frozen.** Beer and wine duties will continue to be broadly similar.

⁶⁹ 'Business Rates Review: Terms of Reference and Discussion Paper', HM Treasury, March 2015

Energy intensive industries

1.117 Budget 2014 announced a package of reforms to radically reduce the energy costs faced by the most energy intensive manufacturers – around 80% of which are based in the North of England, Scotland and Wales – to ensure that they are as competitive as possible. This included compensation for the indirect costs of small-scale feed in tariffs (FITs) and the renewables obligation from 2016-17. **Budget 2015 announces that the government will bring forward the FITs component of the compensation to the earliest point at which State Aid approval is received in 2015-16.** This is expected to save energy intensive industries a further £25 million in 2015-16.

Agriculture

1.118 The government believes that it is important to have a productive and resilient agricultural sector. Uncontrollable factors such as the weather lead to volatile profits for farmers, making it difficult to plan for the future. **The government will provide further support to farmers by increasing the period over which they can average their profits for income tax from 2 to 5 years from April 2016.**

R&D

1.119 The government wants to ensure that R&D tax credits remain effective in helping small businesses grow. Following consultation, **the government will implement a package of measures to improve the accessibility of R&D tax credits for smaller businesses,** including producing new guidance aimed at smaller firms and setting out a roadmap for further improvements over the next 2 years.

Company car tax

1.120 Recent changes to the company car tax regime have supported the move to fuel efficient cars while ensuring that the benefit-in-kind is taxed fairly. **The Budget announces that in 2019-20 rates for Ultra Low Emission Vehicles will increase more slowly than previously announced, and that rates for other cars will increase by three percentage points.**

Delivering long-term infrastructure

Digital communications infrastructure

1.121 Better, faster fixed and mobile broadband drives economic growth, innovation and excellence, enhances national competitiveness, and underpins the government's long-term economic plan. The government has already provided access to superfast broadband to over 2 million homes and businesses across the UK, with 40,000 extra premises being connected each week.⁷⁰ The broadband connection voucher scheme has directly supported broadband upgrades for more than 12,600 small and medium-sized businesses in 22 cities so far.⁷¹

1.122 To further enhance the UK's digital communications infrastructure, **the government is announcing a new ambition that ultrafast broadband of at least 100 Megabits per second (Mbps) should be available to nearly all UK premises.**

1.123 **The government will also take further action to support the delivery of broadband in rural areas,** including looking to raise the Universal Service Obligation – the legal entitlement to a basic service – from dial-up speeds to 5 Mbps broadband, and subsidising the costs of installing superfast capable satellite services.

⁷⁰ 'Superfast broadband reaches 2 million more homes & businesses', Press release, DCMS, February 2015

⁷¹ DCMS management information

1.124 The broadband connection voucher scheme, extended at Autumn Statement 2014 to March 2016, will be available in a total of 50 cities by 1 April 2015.

1.125 The government will provide up to £600 million to support the delivery of the change of use of 700MHz spectrum, which will further enhance the UK's mobile broadband connectivity. These funds will support the infrastructure costs of clearing the spectrum frequency, including support to consumers where appropriate, and retuning broadcast transmitters to enable broadcasters to move into a lower frequency. This will free up 700MHz spectrum for 4G mobile communications use through an auction next Parliament. **The government will also centralise the operational management of public sector spectrum, and will reset the release target.**

1.126 To affirm its commitment to the long-term digital future of the UK, the government is publishing its 'Digital Communications Infrastructure Strategy', proposing how best to support market delivery.⁷²

Energy

1.127 A competitive, diverse, clean and secure energy sector is a vital component of sustainable economic growth. Budget 2015 outlines a package of measures to strengthen the UK's energy supply in both the short and longer term.

1.128 The UK Continental Shelf represents a huge opportunity for the UK: the oil and gas industry is the UK's largest industrial investor, supporting hundreds of thousands of jobs and supplying a large portion of the UK's primary energy needs.⁷³

1.129 At Autumn Statement 2014, the government set out a plan for reform of the oil and gas fiscal regime.⁷⁴ This plan established a new set of principles to underpin taxation decisions, including recognising that the tax burden will need to fall as the basin matures and committing to consider the competitiveness of commercial opportunities – and the wider economic benefits of oil and gas production – when making decisions about fiscal policy. Delivering on this long-term plan, **the government will introduce a package of reforms to ensure that the North Sea continues to attract investment and to safeguard the future of this vital national asset.** Specifically, the government will:

- **introduce a new Investment Allowance to stimulate investment at all stages of the industry life cycle,** simplify the existing system of offshore field allowances, and provide investors with greater certainty which they can factor into their long-term investment decisions
- **reduce the Supplementary Charge from 30% to 20%,** building on the 2% cut announced at Autumn Statement, to send a strong signal that the UK is open for business and ensure the UK Continental Shelf remains competitive as the basin matures
- **reduce Petroleum Revenue Tax from 50% to 35%** to promote investment in incremental projects in older fields and extend the life of key infrastructure
- **provide £20 million of funding for a programme of seismic surveys** to boost offshore exploration in under-explored areas of the UK Continental Shelf
- **ensure that the Oil and Gas Authority has the powers it needs to scrutinise companies' plans for decommissioning programmes** to ensure they are cost effective

1.130 Together these measures are expected to lead to over £4 billion of additional investment and at least 120 million barrels of oil equivalent of additional production in the next 5 years,

⁷² 'Digital Communications Infrastructure Strategy', HM Treasury and DCMS, March 2015

⁷³ 'Digest of United Kingdom Energy Statistics 2014', Department of Energy and Climate Change, July 2014

⁷⁴ 'Driving investment: a plan to reform the oil and gas fiscal regime', HM Treasury, December 2014

boosting oil production in 2019 by 15%, equivalent to around 0.1% of GDP.⁷⁵ This will provide certainty for investors and create the right conditions for the basin to flourish and deliver maximum economic benefits for the UK.

1.131 The government will also bring forward proposals for legislation in the next Parliament for competitive tendering of onshore electricity transmission infrastructure. This could significantly reduce the cost of building this infrastructure.

Competition in the offshore regime has worked well, having already saved consumers between £200 million and £400 million and helping to lower electricity bills.⁷⁶

1.132 The government's first competitive auction for renewable electricity in February 2015 saw over 2GW of new capacity being supported across the UK: over 1GW of offshore wind and 748MW of onshore wind – enough to power more than 1.4 million homes. By introducing competition, the government has saved over £100 million per year, driving down costs for consumers.⁷⁷

1.133 The government believes that there is significant potential for the deployment of tidal lagoons and tidal range technologies. Lagoon technology could theoretically contribute up to 25TWh/year, the equivalent of 8% of the UK's electricity consumption in 2013 of indigenous, predictable and low carbon electricity. Therefore, **the government has decided to enter in to the first phase of negotiations on a Contract for Difference for Swansea Bay Tidal Lagoon (without prejudice to the planning decision on the project)** to determine whether the project is affordable and value for money for consumers, and whether it will drive down costs for tidal lagoon energy in the UK.

Housing, planning and local growth

1.134 A streamlined, accessible planning system and a housing supply that is readily able to meet demand are essential components of a flexible, resilient and prosperous economy. Annual housing starts and planning approvals are at 7-year highs and over 537,000 new homes have been built during this Parliament.⁷⁸ In total, the government has committed investment of £24 billion up to 2020 into affordable housing, access to finance, and helping households into home ownership.⁷⁹

1.135 The government is already delivering the most ambitious programme of affordable house building for a generation. It has delivered 217,000 affordable homes since April 2010, including over 63,000 for Affordable Home Ownership.⁸⁰ A further 275,000 homes will be provided in the five years from April 2015 to March 2020 – building more new affordable homes than during any equivalent period in the last 20 years.

1.136 The government has introduced a number of measures to support home ownership. Since Help to Buy was launched at Budget 2013, the equity loan scheme has boosted housing supply with almost 43,000 new-build completions, supporting first-time buyers across the

⁷⁵ 'Economic and Fiscal Outlook', Office for Budget Responsibility, March 2015

⁷⁶ 'Conclusions of Consultation on the Evaluation of OFTO Tender Round 1 Benefits', Ofgem, September 2014

⁷⁷ 'World-leading auctions to provide major green electricity boost', Press Release, Department of Energy and Climate Change, February 2015

⁷⁸ 'Table 222: Permanent Dwellings started and completed, by tenure, England', Department for Communities and Local Government, February 2015, and 'New Housing Pipeline: Q3 2014 Report', Home Builders Federation, December 2014

⁷⁹ HM Treasury Internal Calculations

⁸⁰ 'Table 1000: additional affordable homes provided by type of scheme, England' and 'Table 1012: affordable housing starts and completions funded by the HCA and the GLA', Department for Communities and Local Government, February 2015. 'Help to Buy (equity loan) scheme monthly statistics', Department for Communities and Local Government, March 2015

country to get onto the property ladder.⁸¹ In the year to the third quarter of 2014-15, the number of Right to Buy sales increased by 15%.⁸²

1.137 Budget 2015 sets out further progress on the government's commitments to ambitious housing and regeneration projects. **The government is designating the first 20 Housing Zones outside London, and continuing to work with the other 8 shortlisted areas** – at least doubling the ambition announced by the Chancellor in his Mansion House speech to create 10 housing zones outside London.⁸³ Backed by government technical support and planning funding, brokerage and investment, these Zones could support up to 45,000 new homes.

1.138 The government is committing to enable the public sector to lead development on the next phases of Northstowe. Under the delivery model set out at Autumn Statement 2014, the government expects that three-quarters of the homes started on the public sector-owned site by 2020 will be built under direct contract with the public sector, with the rest in that period delivered through serviced plots in line with the public sector's overall master plan for the development. This model will help the development to build out at twice the rate of a conventional private sector route. The government has appointed the University of York to lead a study into the feasibility and economic impacts of direct commissioning of housing on a significantly wider scale, and to evaluate the development at Northstowe.

1.139 Budget 2015 also announces £97 million of funding and ring fencing of the local 50% share of business rate growth to support the London Borough of Barnet and the Greater London Authority's (GLA) plans for the regeneration of Brent Cross. This will unlock 7,500 new homes and create 4.9 million square feet of new commercial development with space for up to 27,000 jobs.

1.140 Following legislative authority from the Deregulation Bill later in March 2015, the government expects that the Urban Development Corporation (UDC) established to deliver a new garden city at Ebbsfleet will be operational from April 2015. **The Department for Communities and Local Government is announcing the Board members for the UDC for the garden city at Ebbsfleet,** who will lead the Corporation alongside the Chairman Designate, Michael Cassidy.

1.141 The government will consult shortly on a specification to deliver the master plan for the development at Ebbsfleet, which will provide the Development Corporation with a vision for the next stage of development. The Homes and Communities Agency (HCA) will shortly bring forward the Northfleet Embankment site for marketing, to deliver high-quality homes and employment opportunities. To further support development of the garden city, **the Chancellor has asked the UDC to work with the government to produce a prioritised, realistic and costed plan for infrastructure needs at Ebbsfleet.**

1.142 Budget 2015 launches a consultation into the compulsory purchase regime to make it clearer, faster and fairer for all parties. This will support the government's commitment to improving the consenting and planning processes for applicants and claimants, to support brownfield development.

1.143 Following the successful roll-out of City Deals across England, in 2014 the government signed an ambitious City Deal for Glasgow and the Clyde Valley, alongside the Scottish Government and the Glasgow and Clyde Valley local authorities. The government believes that there is merit in extending the City Deal model further in Scotland and Wales. Therefore, **Budget 2015 announces that the government is opening negotiations with local**

⁸¹ 'Help to Buy Equity Loan Scheme', Department for Communities and Local Government, March 2015

⁸² 'Right to Buy sales: October to December 2014, England', Department for Communities and Local Government, February 2015

⁸³ 'Mansion House 2014: Speech by the Chancellor of the Exchequer', HM Treasury, June 2014, available on gov.uk

partners and the Scottish and Welsh Governments for City Deals for Cardiff, Aberdeen and Inverness. In Inverness, the government is making funding available in 2015-16 to help progress the deal.

Building a truly national recovery

1.144 The government is committed to building a truly national recovery, closing the long-term gaps between the north and south, London and the rest of the country, and strengthening the UK economy as a whole.

1.145 Outside London and the South East, the rest of England has grown more slowly than the national average since 1997.⁸⁴ The Chancellor has set out long-term economic plans for each region, with an ambition to raise the long-term growth rate of slower growing parts of England to at least the rate currently forecast for the UK as a whole. This could add an extra £90 billion to the UK economy by 2030.⁸⁵

1.146 In contrast to strategies based on redistributing public sector activity, the long-term economic plans promote private sector growth, backing business and helping areas attract new investment by investing in better infrastructure, innovation and quality of life. They are tailored to the particular strengths of each part of the country: from tourism and farming to manufacturing and financial services – to build a stronger economy and fairer society.

1.147 Budget 2015 announces further steps to create a truly national recovery.

Northern Powerhouse

1.148 To build the Northern Powerhouse, the government is already:

- committing £13 billion of investment to transport in the north of England: connecting cities, electrifying the main rail routes, building the northern rail hub, and providing new trains through the new northern rail franchise⁸⁶
- supporting a further £2.7 billion of investment for new trains on the east coast, and investing in major road upgrades including the A1, M62, M1, A556 and Mersey Gateway Bridge, in addition to the £50 billion commitment to develop High Speed 2 (HS2)⁸⁷
- building on the north's existing strengths in science and technology with major new projects including the Sir Henry Royce Institute, Cognitive Computing Centre at Daresbury, Newcastle Institute for Ageing and National Graphene Institute, as well as ensuring that future revenue benefits of shale gas exploitation are reinvested through a long-term investment fund
- investing in the vibrant cultural life of the north, including £78 million for the Factory Manchester
- devolving power to Greater Manchester, including through the creation of a new directly elected metro Mayor, to give the north a powerful new voice
- devolving power to Sheffield, including over transport, skills and business support

1.149 Budget 2015 sets out further action to build a Northern Powerhouse.

1.150 Transport: In October 2014, the Chancellor announced the creation of Transport for the North (TfN), which will draw up a comprehensive Northern Transport Strategy. **TfN will shortly publish an interim report, committing to build on the concept of HS3 to develop a**

⁸⁴ Regional Gross Value Added (Income Approach), ONS, December 2014

⁸⁵ Long Term Economic Plan press releases, HM Treasury, January-February 2015

⁸⁶ 'Road Investment Strategy', Department for Transport, December 2014, 'National Infrastructure Pipeline', HM Treasury, December 2014, 'Local transport capital block funding', Department for Transport, March 2014 and Local Growth Fund figures provided by Local Enterprise Partnerships

⁸⁷ 'Investing in Britain's Future', HM Treasury, June 2013

network of high quality rail connections across the north – the TransNorth vision; bring the benefits of HS2 to the north sooner than planned; and work towards a single smart and integrated ticketing system across the region. **The government will now proceed with electrification of the Selby to Hull line,** subject to an acceptable contribution from Hull Trains and a business case, to complete the full electrification of the historic trade route between Liverpool and Hull.

1.151 Science and innovation: In January 2015, the Chancellor convened discussions with clinicians and biomedical scientists to discuss how to build on the north's strengths in health science. **The government is now committing £20 million to Health North,** to enable better care for patients, and to promote innovation through analysis of data on the effectiveness of different drugs, treatments and health pathways.

1.152 The government is also committing £14 million over two years to invest in an Advanced Wellbeing Research Centre (AWRC) in Sheffield, which will be a world-leading research centre to design, develop and implement physical activity interventions and products to improve wellbeing. The AWRC will form part of Sheffield's Olympic Legacy Park and is due to open in 2016.

1.153 Tech: In February 2015, the Chancellor convened tech entrepreneurs to launch the Tech Nation report, which revealed that over 170,000 people are now working in digital business in the North, many in rapidly expanding tech clusters.⁸⁸ To accelerate this growth, **the government will support the development of innovative businesses across the north through an £11 million investment in tech incubators in Manchester, Leeds and Sheffield.** These tech incubators will create thriving local ecosystems by nurturing start ups, fostering collaboration, and providing mentoring, learning and business support:

- **Sheffield 'Maker Hub' – £3.5 million government investment** to renovate a former Co-Op department store in the Castlegate area
- **Leeds 'Future Labs' – £3.7 million government investment** to renovate a derelict police headquarters in the heart of Leeds, creating a 6 floor incubator
- **Manchester 'Forward Plan' – £4 million government investment** towards an 8 floor incubator in Federation House, located in Manchester's Northern Quarter

1.154 The government will also provide funding to develop a financial technology incubator in Leeds.

1.155 Chemical innovation: The government will provide **£1 million to the Centre for Process Innovation** to support innovation and knowledge transfer in the North East's chemicals sector.

1.156 Supporting enterprise: The government will extend Enterprise Zones in Manchester and Mersey Waters, focusing respectively on logistics and healthcare, and on advanced manufacturing. **The Humber Enterprise Zone will be extended,** enabling it to capitalise on investment by Siemens, with their wind turbine supply chain facilities to be based on site. **The designation of the Leeds Enterprise Zone will be changed** to support energy and waste technology businesses. The government will also **extend the Enterprise Zone at Tees Valley, for oil and gas decommissioning.** After business case completion the government will also **create a new Enterprise Zone at Blackpool.**

1.157 Quality of life and tourism: Following previous significant cultural investments, including a £78 million investment in the Factory Manchester, **the government will now support the refurbishment of the Muni theatre in Pendle.** Building on previous measures

⁸⁸Tech Nation: Powering the digital economy, Tech City, February 2015

Figure 2: Investment across the United Kingdom

NORTHERN IRELAND

- Aiming to facilitate the rebalancing of the Northern Ireland economy alongside the Northern Ireland Executive
- Up to £350m of additional borrowing for infrastructure projects, as part of the Stormont House Agreement
- Legislation for devolution of corporation tax rate setting powers to the Northern Ireland Assembly

SCOTLAND

- Strengthening the Scottish Government's existing powers to deliver jobs and growth through greater tax and welfare devolution, as part of the Smith Agreement
- Government to work with Scottish Government and local partners towards City Deals for Aberdeen and Inverness, following the City Deal for Glasgow and the Clyde Valley
- Government will lower the tax burden on the oil and gas industry, by introducing a new Investment Allowance and reducing the headline rates of tax, to support further investment in the North Sea

MIDLANDS

- £60m investment in a new Energy Research Accelerator, to develop the energy technologies of the future
- New Energy Systems Catapult in Birmingham
- Extension of the MIRA Enterprise Zone in Leicestershire
- New Housing Zones at Bassetlaw, Gedling, West Lindsey, Derby and Stoke-on-Trent to deliver 7,500 new homes
- New study into the challenges faced by some of the largest housing estates in the Midlands, to help frame future interventions and identify successful approaches
- The North Northamptonshire authorities of Kettering, Corby and Wellingborough and East Northants will receive capacity funding to help deliver 16,700 homes
- Bringing forward £21.7m investment in the flood and coastal erosion programme, for 46 schemes to be delivered early and 8 new schemes included
- Introducing a new exemption from the Carbon Price Floor for combined heat and power plants: 18 plants across the Midlands expected to benefit
- High Speed Rail Investment Summit in Birmingham

NORTHERN POWERHOUSE

- Publishing the interim report of Transport for the North, building on the HS3 concept to develop a network of high quality rail connections across the north
- Electrification of the Hull to Selby line
- £20m to Health North: Centres in Newcastle, Liverpool, Manchester and Leeds-Sheffield
- £11m in Tech Hubs: Manchester, Leeds and Sheffield
- Funding to develop a financial technology incubator in Leeds
- £14m for Advanced Wellbeing Research Centre in Sheffield
- £1m to the Centre for Process Innovation for the North East's chemical sector
- Funding towards the refurbishment of Muni Theatre in Pendle
- Welcoming talks to reinstate the ferry from Norway to Newcastle, with funding to market the North East for tourism
- Devolution deal with West Yorkshire Combined Authority: powers over skills, business support, transport, employment and housing
- Pilot scheme to enable Greater Manchester and Cheshire East to retain 100% of additional business rates growth
- Extending Enterprise Zones: Humber, Manchester, Mersey Waters, Tees Valley; amending the Leeds Zone; and developing Zone in Blackpool

WALES

- Funding floor to protect Welsh spending, in St David's Day devolution package
- Transferring additional powers over energy, transport, the environment and elections
- Work with Welsh government and local partners for Cardiff City Deal, following the successful roll-out of City Deals across England
- Abolishing Category 2 tolls (small goods vehicles and small buses) and including those vehicles in Category 1, to reduce costs for businesses once the Severn River Crossings are in public ownership

EAST OF ENGLAND

- Pilot scheme for Cambridgeshire and Peterborough to retain 100% of additional growth in business rates
- £34m additional investment in Croxley rail link extension
- £4m for development of plans for Wet Dock Crossing in Ipswich and Lowestoft Third River Crossing
- £11.8m for Centre for Agricultural Informatics and Sustainability Metrics in Harpenden, Hertfordshire
- Bringing forward an additional £16.8m investment in flood defences over the next four years

SOUTH WEST

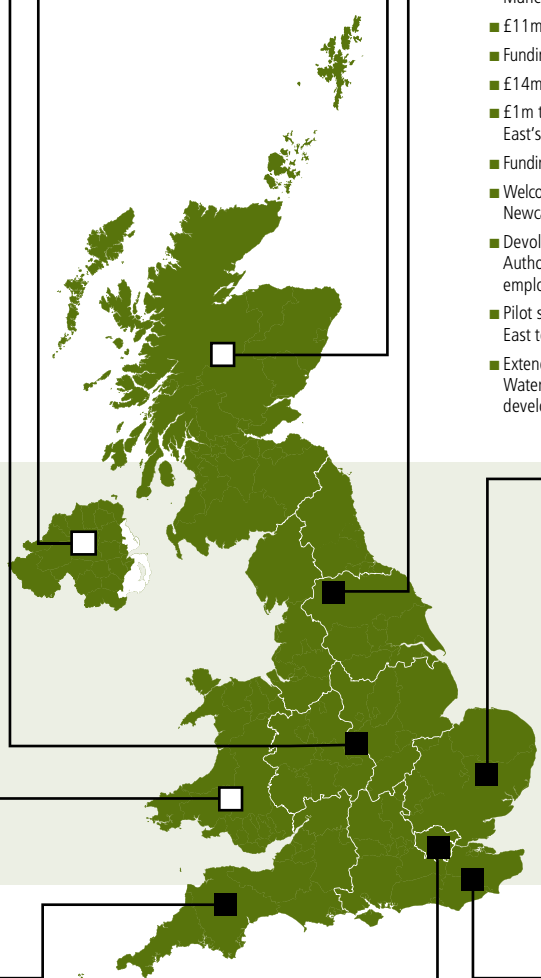
- Shortly setting out details of new franchise for Great Western Route: new Intercity Express trains, more frequent services and faster journey times
- Abolishing Category 2 tolls (small goods vehicles and small buses) and including those vehicles in Category 1, to reduce costs for businesses once the Severn River Crossings are in public ownership
- Supporting the creation of a new Enterprise Zone on the south Naval Dockyard site in Plymouth
- New study into the possibility of reopening Plymouth airport
- New Housing Zones at South Bristol, Hinkley, Poole, Weston-super-Mare, Ashchurch, Gloucester and Foxhill to deliver 11,000 new homes
- Investing £2bn in roads, including upgrade to A303, tunnel under Stonehenge, and A30 dualled to Camborne

LONDON

- £97m support for the regeneration of Brent Cross, to unlock 7,500 homes and support 27,000 jobs
- £1m for London Land Commission to create a comprehensive database of public sector and brownfield land
- £7m to GLA to support the development of the Croydon Growth Zone, to unlock over 4,000 homes and more than 10,000 jobs
- Reinvesting up to £30m from the sale of Medical Research Council assets to support research at the Francis Crick Institute
- Devolving further powers over planning and skills to the Mayor of London

SOUTH EAST

- Driving forward development of new garden city at Ebbsfleet, announcing the Board members for the UDC
- Capacity funding to support the ambition to develop a new garden town at Bicester
- Extending Oxford Science Vale Enterprise Zone
- Supporting extension of Discovery Park Enterprise Zone
- Bringing forward £41m investment in flood defences, for 40 flood schemes to be delivered early and ten new schemes to be included in the flood and coastal erosion programme



to support tourism in the North East, **the government welcomes talks to reinstate the ferry from Norway to Newcastle and will provide funding to market the North East to help bring more visitors from Scandinavia.**

1.158 Devolution: A new devolution deal with the West Yorkshire Combined Authority will give West Yorkshire new powers over skills, business support and transport.

1.159 To build on Greater Manchester's ambitious devolution deal, **the government will, subject to the formal approval of Greater Manchester Combined Authority, pilot a scheme in Greater Manchester and Cheshire East to enable the retention of 100% of any additional business rate growth, starting in April 2015.** This will mean local areas will see the full benefits of policy decisions that increase the local growth rate and business rate revenues, sharpening incentives to boost jobs and growth.

Midlands

1.160 Transport: The government has already committed £5.2 billion to transport infrastructure across the Midlands. On top of this, the government is delivering HS2. To maximise the benefits for the Midlands, **the government will fund a High Speed Rail Investment Summit in Birmingham,** to attract overseas investment into regeneration projects in the region.

1.161 Science: The government will invest an initial £60 million in a proposal by six universities across the Midlands for a new Energy Research Accelerator, a major project to develop the energy technologies of the future. **As part of the government's creation of science catapult centres across the country, it is supporting a new Energy Systems Catapult in Birmingham,** which will bring together researchers and industry in order to develop new technologies and products.

East of England

1.162 Transport: The government has already committed £4.2 billion to transport infrastructure in the East of England. **Budget 2015 sets out plans to go further, including £34 million of additional government funding plus a further £16 million from Transport for London (TfL) for the development of the Croxley rail link to extend the Metropolitan Line on the London Underground to Watford Junction on the West Coast Main Line, and £4 million for further development of the Wet Dock Crossing in Ipswich, and Lowestoft Third River Crossing.**

1.163 Investment: Budget 2015 announces a pilot scheme in Cambridgeshire and Peterborough to enable the retention of 100% of any additional business rate growth, starting in April 2015. This will mean local areas will see the full benefits of policy decisions that increase the local growth rate and business rate revenues, sharpening incentives to boost jobs and growth.

1.164 Flood defences: The government has made significant investment in flood and coastal defences across the East during this Parliament, and in December 2014 set out a £240 million investment programme for the next 6 years. **The government is bringing forward an additional £16.8 million over the next 4 years.** Key schemes will start in Canvey Island in 2016, and new projects in Great Yarmouth and Canvey Island will be funded within the 6-year programme.

1.165 Innovation: Building on existing strengths in agri-tech, **the government will invest £11.8 million in a new Centre for Agricultural Informatics and Sustainability Metrics in Harpenden, Hertfordshire.** This world-leading big data centre will use data science and modelling to make food production more efficient and sustainable.

South West

1.166 Transport: The government has already committed £7.2 billion to transport infrastructure in the South West. This includes: £2 billion on upgrading key roads such as the A30, A303, A358 and the M5; a new tunnel at Stonehenge; and electrification of the Great Western Main Line. In January 2015, the Chancellor announced a new South West Peninsula Rail Task Force to bring forward proposals for strategic and local rail schemes.

1.167 The Secretary of State for Transport will shortly set out details of the **new franchise for the Great Western Route, which will introduce the new £3 billion Intercity Express trains, more frequent services and faster journey times.** To reduce costs for businesses, once the Severn River Crossings are in public ownership after 2018, **the government will abolish Category 2 tolls (small goods vehicles and small buses) and include those vehicles in Category 1 (motor cars and motor caravans).**

1.168 Transport: The government has asked the South West Peninsula Task Force on rail to consider improvements to the Exeter to Salisbury line as part of its work. The government also encourages the relevant local authorities and Local Enterprise Partnership to develop a business case for investment in the North Devon Link road, to form the basis of a future application to the Local Growth Fund.

1.169 Plymouth Marine Enterprise Zone and airport: The government will seek to create a new Enterprise Zone on the south Naval Dockyard site, and commission a new study into the possibility of reopening Plymouth airport.

1.170 Housing: To meet the housing needs of the South West and regenerate brownfield sites the government will support the new housing zones at South Bristol, Hinkley, Poole, Weston-super-Mare, Ashchurch, Gloucester and Foxhill. These zones will see the government providing support and finance to enable the regeneration of brownfield sites into new homes. Together the zones across the South West will deliver over 11,000 new homes.

London

1.171 Housing: In February 2015, the Chancellor set out a plan to tackle housing in London, the biggest challenge facing the city. As well as announcing new housing zones, the government announced the creation of the London Land Commission (LLC), tasked with developing brownfield and public sector land. **Budget 2015 provides £1 million to allow the LLC to create a comprehensive database of public sector and brownfield land.** Alongside ongoing support for the regeneration of Barking Riverside and Brent Cross, **the government will also provide £7 million to the Greater London Authority to support the development of the Croydon Growth Zone.** This could unlock over 4,000 homes and 10,000 jobs.

1.172 Science: The government has already made major investments in science in London, including the Francis Crick Institute and Alan Turing Institute. **The government will now reinvest up to £30 million from the sale of Medical Research Council assets to support research at the Francis Crick Institute, with matched funding from Cancer Research UK and the Wellcome Trust.**

1.173 Devolution: The government is devolving further powers to the Mayor of London, including over planning and skills. This will allow the Mayor to accelerate the provision of new homes by reducing planning delays, and to tailor decisions over skills provision to London's needs.

South East

1.174 Housing: Housing remains a significant challenge across the South East. In 2014, the government created an Urban Development Corporation (UDC) to drive forward development of a new garden city at Ebbsfleet. **The government is announcing the Board members for the UDC, and expects it to be up and running from April 2015.** The UDC will now produce a business plan ahead of the next spending review. **The government will also provide capacity funding to support Bicester's ambition to become a garden town, including assessing the potential for recoverable government investment, subject to a business case.**

1.175 Innovation: Building on the science strengths in the South East is crucial to maintaining strong economic growth. **The government will extend the Oxford Science Vale Enterprise Zone for advanced energy, space and satellite science, and will extend Discovery Park Enterprise Zone,** subject to a business case, allowing it to expand its operations in life sciences and environmental technologies.

Strengthening the UK's skills and innovation base

Education and skills

1.176 The government has implemented a package of measures to improve access to training and higher education. Over 2 million people have started apprenticeships during this Parliament, and in the academic year 2014-15 the highest ever number of young students and students from disadvantaged backgrounds applied to, and were accepted into, university.⁸⁹ The youth Claimant Count more than halved between May 2010 and January 2015.⁹⁰ At Autumn Statement 2014 the government announced that it would increase the financial support for students on postgraduate taught courses with a new income-contingent loan offer.

PhD funding

1.177 The UK excels both in terms of volume and quality of research. The government has supported researchers by ring-fencing the science budget and strengthening partnerships with industry, for example through Doctoral Training Centres. However, demand for individuals with doctorates is outstripping supply, both in the UK and internationally. Despite increases in the proportion of the labour market with a PhD in the US and UK, wage differentials with those whose highest qualification is an undergraduate degree have risen substantially.⁹¹

1.178 In addition, the market for postgraduate skills is becoming more internationally competitive. Countries such as the US and China are competing more for top researchers and have increased PhD student numbers in recent years, whereas in the UK PhD enrolment has remained relatively flat.⁹²

1.179 The government will introduce a package of measures to broaden and strengthen support for postgraduate researchers (including both masters and PhDs).

This additional support will focus on seizing new opportunities in postgraduate research and build on partnerships with industry, charities, academies and individual members of society. It will include:

⁸⁹ 'FE Data Library: Apprenticeships - Apprenticeships by quarter: starts and achievements 2002-02 to 2012-13, Skills Funding Agency and Department for Business, Innovation and Skills, February 2015; and FE Data Library: Apprenticeships - Breakdown by geography, equality, diversity and sector subject area: starts 2002/03 to 2014/15, Skills Funding Agency and Department for Business, Innovation and Skills, February 2015. 'End of Cycle Report 2014', UCAS, December 2014

⁹⁰ Labour Market Statistics, ONS, February 2015. Further detail can be found in 'Budget 2015 Data Sources'.

⁹¹ 'Rising Wage Inequality and Postgraduate Education', Lindley, J., and Machin, S., Centre for Economic Performance Discussion Paper No1075, September 2011

⁹² 'International Comparative Performance of the UK Research Base', prepared by Elsevier for the Department for Business, Innovation and Skills, 2013

- **launching a review into how the government can strengthen its funding for postgraduate research.** This review will examine the balance between number and level of research stipends to ensure that the UK's offer remains internationally competitive
- **assessing, as part of this review, options to strengthen partnerships and co-funding between government, industry and charities.** This will include increased support for crowd-funding for wider research to attract investment from individual members of society and business
- **introducing income-contingent loans of up to £25,000 to support PhDs and research-based masters degrees.** These loans will be in addition to existing funding, and designed to minimise public subsidy. The government will work with research councils, universities and industry to examine how best to design them so that they complement existing funding streams and continue to support the most excellent research

Apprenticeship funding

1.180 Apprenticeships equip people with the skills they need to compete in the labour market, and that employers need to grow their businesses. **The government, through the introduction of an Apprenticeship Voucher, will put employers in control of the government funding for the training apprentices need.** The new mechanism, which will be developed and tested with employers and providers immediately and fully implemented from 2017, will give employers the purchasing power to have an even greater say in the quality, value for money and relevance of the training that their apprentices receive. As confirmed at Autumn Statement 2013, the government and employers will make cash contributions towards the cost of training for apprentices.

Support for road hauliers

1.181 **The government will review the speed with which Heavy Goods Vehicles (HGV) driving tests and driver medical assessments currently take place and will consider options to accelerate both in order to help address the shortage of qualified HGV drivers.** The government will also work with road haulage firms on an industry-led solution to the driver shortage, including looking at the right level of access to, and funding support for, training.

Supporting science and innovation

1.182 Science and innovation are core drivers of economic growth, and the UK's ability to transform its world-leading science base into new products, services and markets is critical to increasing productivity, providing jobs, and improving societal wellbeing. That is why the government has prioritised overall science funding throughout this Parliament (£4.6 billion each year to 2015-16), and provided the longest commitment to capital investment in science facilities of any Parliament (£1.1 billion per year, rising with inflation, between 2016 and 2021).⁹³

1.183 The government has also increased its direct support to innovation – having raised the annual budget of Innovate UK from £360 million in 2010-11 to over £500 million in 2015-16 – and committed £845 million over 7 years to develop a network of Catapult centres to help bring innovative ideas to market.⁹⁴

1.184 This Budget goes further, announcing that **the government will commit £400 million to 2020-21 for the next round of funding for cutting-edge scientific infrastructure.** This will be a competitive fund, based on scientific excellence, which seeks to lever industrial and charitable funds. The government welcomes exciting proposals from across the UK that aim to push scientific boundaries and maximise scientific impact.

⁹³ 'Spending Review 2010', HM Treasury, October 2010 and 'Spending Round 2013', HM Treasury, June 2013

⁹⁴ Annual Report and Accounts, 2010-11', Technology Strategy Board, May 2012

1.185 The government will also provide further strategic science and innovation investments to make the UK a global leader in emerging markets and technologies, drawing on and supporting the UK's existing world-class research base. The government will commit:

- **£138 million of funding towards the UK Collaboratorium for Research in Infrastructure and Cities (UKCRIC),** subject to a satisfactory business case and the provision of substantial co-funding. The UKCRIC will apply research to ensure that the UK's infrastructure is resilient and responsive to environmental and economic impacts. It will have hubs in London, and further centres initially in Birmingham, Newcastle, Sheffield and Southampton
- **£100 million for Research and Development into Intelligent Mobility,** which will focus on enhancing the development of driverless car technology and the systems required to implement and adopt the technology, such as telecommunications
- **£40 million for demonstrator programmes, business incubator space and a research hub to develop applications for Internet of Things technologies in healthcare and social care, and Smart Cities**

1.186 Smart City technology could prove transformative, as well as providing significant opportunities for supporting jobs and growth. To ensure that the UK can take advantage of this technology local areas will need to be empowered to make decisions, and collaborations will need to be built between cities, universities and business. **The government will support a competition to fund a Smart Cities demonstrator as part of the Internet of Things programme** to trial and showcase these new technologies.

1.187 Budget 2015 confirms that the government will invest a further £100 million in cutting-edge research projects through the current UK Research Partnership Investment Fund round. The Higher Education Funding Council for England received 22 proposals in the latest competition round from areas ranging from advanced steel research to compound semi-conductor technology and tissue repair. The successful projects will leverage over £350 million of private sector investment and are being led by universities from across the UK.

1.188 The government will also provide the UK's world-leading Research Institutes with greater freedoms to attract the brightest minds, re-invest commercial income, and develop cutting-edge technology.

1.189 The government would like to ensure that academics and researchers are appropriately rewarded when they contribute towards valuable intellectual property used in spin out companies. **The government will therefore review the availability of capital gains tax (CGT) entrepreneurs' relief on disposals by academics of shares in such companies.**

1.190 The government wants to ensure that regulations do not restrict the creation of valuable and innovative products, services and business models. **The government will therefore engage with business to determine where regulations inhibit innovation, including disruptive technologies, and develop a programme for addressing this in the next Parliament.**

1.191 The government announced in February 2015 the launch of a £10 million ultra-low emission vehicle (ULEV) battery prize, which will see a UK-based collaboration of manufacturers and researchers develop a new commercially viable battery pack for ULEVs. The winner will be announced in summer 2015.

Creating a dynamic economy

1.192 Creating the right conditions to start and grow a business, across all sectors and regions, is vital to ensuring a prosperous and balanced economy. This Budget announces a package of measures to unlock the potential of the sharing economy and to help UK businesses to succeed domestically and to expand into new markets overseas.

Support for the sharing economy

1.193 The government wants to ensure that Britain is the global centre for the sharing economy, enabling individuals and businesses to make the most of their assets, resources, time and skills through a range of online platforms. This Budget therefore announces a comprehensive package of measures that will break down barriers, create opportunities for sharing, and unlock the potential of this dynamic and growing area. Building on the recommendations of the independent review of the sharing economy, the government will:⁹⁵

- **make it easier for individuals to sub-let a room through its intention to legislate to prevent the use of clauses in private fixed-term residential tenancy agreements that expressly rule out sub-letting or otherwise sharing space on a short-term basis, and consider extending this prohibition to statutory periodic tenancies**
- **enable government employees to use sharing economy solutions to book accommodation and transport when travelling on official business, where this represents value for money**
- **encourage Local Authorities to use their business rates discretionary relief powers to support the sharing economy**, including shared workspaces and makerspaces

1.194 The sharing economy also presents an opportunity to drive local growth and deliver local public services more innovatively and efficiently. To demonstrate the benefits of the sharing economy **the government will launch two pilots in Leeds City Region and Greater Manchester in 2015-16, to trial local sharing initiatives in the areas of shared transport, shared public space, and health and social care.**

1.195 These and other initiatives are set out in the government's response to the independent review of the sharing economy.⁹⁶

Improving access to finance and markets

Exports

1.196 The government is committed to improving economic ties with major emerging markets. **Budget 2015 continues progress in this area and announces a near doubling of funding for UK Trade and Investment (UKTI) activities in China**, including a focus on the advanced manufacturing, transport, financial services, healthcare and life sciences sectors, to ensure that opportunities for British businesses to trade with China are maximised.

1.197 Budget 2015 also announces funding for an ambitious series of trade missions focused on regional strengths, and to ensure that the UK makes the most of the International Festival for Business in Liverpool.

Access to finance

1.198 On 12 March 2015, the Chancellor of the Exchequer announced the UK's intention to become the first major Western economy to be a prospective founding member of the Asian

⁹⁵ 'Unlocking the sharing economy: an independent review', www.gov.uk, November 2014

⁹⁶ 'Independent Review of the sharing economy: Government response', Department for Business, Innovation and Skills, March 2015

Infrastructure Investment Bank (AIIB). The AIIB will support access to finance for infrastructure projects across Asia to boost investment across a range of sectors including transportation, energy, telecommunication, agriculture and urban development. Subject to agreement by the existing prospective founder members, the government will join discussions to agree the AIIB's Articles of Agreement, governance and accountability arrangements.

1.199 The government is committed to helping the best businesses access the finance they need to grow. To improve access to finance for smaller firms, **the British Business Bank is launching a pilot 'Help to Grow' programme to increase the supply of growth loans to firms that need between £500,000 and £2 million to achieve their potential.** **Budget 2015 announces a request for proposals to deliver the pilot,** which will facilitate up to £100 million of finance for growing businesses.

1.200 **The government will make amendments to the Seed Enterprise Investment Scheme (SEIS), Enterprise Investment Scheme (EIS), and Venture Capital Trusts (VCTs) to ensure that the UK continues to offer significant and well-targeted support for investment into small and growing companies, in line with new EU rules.** The government will, subject to state aid approval:

- **require that companies must be less than 12 years old when receiving their first EIS or VCT investment, except where the investment will lead to a substantial change in the company's activity**
- **introduce a cap on total investment received under the tax-advantaged venture capital schemes of £15 million, increasing to £20 million for knowledge-intensive companies**
- **increase the employee limit for knowledge-intensive companies to 499 employees, from the current limit of 249 employees**

1.201 **The government will also smooth the interactions between the schemes by removing the requirement that 70% of the funds raised under SEIS must have been spent before EIS or VCT funding can be raised.**

Competition

1.202 Competition is a key driver of productivity and growth, and the government is committed to improving the functioning of markets. **The government will take forward Competition and Markets Authority (CMA) recommendations, and other actions agreed with the CMA, to improve the market for residential property management services (RPMS).** These changes will make tangible improvements in the RPMS market to the benefit of both leaseholders and landlords. **The government will also support customers to make informed choices in other key markets,** by developing improved guidance so that supermarkets can unit price most everyday items consistently, and by improving information for SMEs on access to legal services.

1.203 The government is determined to drive increased competition in the banking market, so that banks, alternative providers and financial technology (FinTech) firms compete vigorously, on a level playing field, to win and retain customers. **Budget 2015 announces a package of measures to further support competition in banking,** details of which have been published separately in 'Banking for the 21st Century: driving competition and choice'.⁹⁷ The lead measures in this package set out the government's approach to establishing a supportive framework for legitimate digital currency businesses and helping FinTech firms gain access to banking data.

⁹⁷ 'Banking for the 21st Century: driving competition and choice', HM Treasury, March 2015

1.204 The FinTech sector comprises a wide range of activities and companies with the potential to bring increased competition and innovation in financial services markets, to the benefit of UK customers. The government wants the UK to be the world's leading FinTech hub, and is now taking steps to support innovation across the whole of the UK while safeguarding financial stability and consumer protection. In support of this, this Budget announces that:

- **the Financial Conduct Authority's (FCA) 'Project Innovate' will work with HMT and the Prudential Regulation Authority (PRA) to investigate the feasibility of developing a regulatory 'sandbox' for financial services innovators**
- **the FCA, working with the PRA, will also identify ways to support the adoption of new technologies to facilitate the delivery of regulatory requirements – so-called 'RegTech'**
- **Innovate Finance has agreed to deliver its FinTech regional strategy through a series of local partnerships;** the first partnership has already been established in Leeds, and further partnerships will be established in Manchester and Edinburgh by April, and in Newcastle, Bristol and other centres before the end of the year

Fairness

1.205 The government's long-term economic plan is underpinned by a firm commitment to support those who want to work hard and get on, while continuing to support and protect the most vulnerable in society. The government's ambition is to build a stronger economy and a fairer society. This Budget builds on the government's priorities over this Parliament of helping families and making work pay by raising the personal allowance and reducing the burden of Income Tax for the lowest paid; supporting and rewarding savers at every stage of their life; and taking firm action to tackle tax evasion and avoidance. The government's welfare reforms continue to promote work and personal responsibility, while putting expenditure on a sustainable footing.

1.206 As a result of the government's reforms to tax, welfare and public spending across the Parliament, the richest households will make the biggest contribution to reducing the deficit, both in cash terms and as a proportion of their income.

Supporting households

Personal allowance

1.207 The government's commitment to reduce taxes for low and middle-income earners has been a centre piece of this Parliament. The Coalition Agreement commitment to raise the Income Tax personal allowance to £10,000 over the course of this Parliament was achieved a year early in 2014-15. From April 2015, the personal allowance will be increased to £10,600, from £6,475 in April 2010.

1.208 Budget 2015 announces that the personal allowance will be increased to £10,800 in 2016-17 and to £11,000 in 2017-18. The Marriage Allowance will also rise in line with the personal allowance.

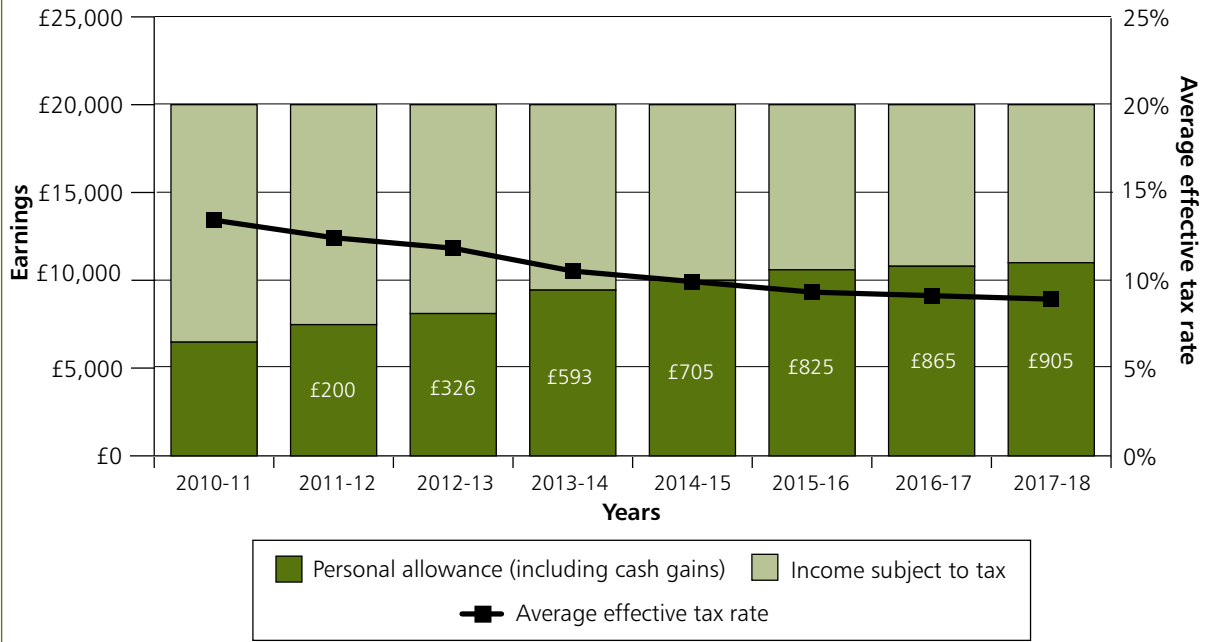
1.209 The successive increases in the personal allowance total £4,525 since 2010, representing a rise of 70% under this government. Taken together, these changes will benefit 27.2 million individuals and provide a cash gain of £905 to the typical basic rate taxpayer in 2017-18. By 2017-18, the government will have taken 3.7 million working-age individuals out of Income Tax altogether.

1.210 To ensure the full gain of the personal allowance increase is passed on to higher-rate taxpayers, the higher-rate threshold will rise in line with the personal allowance, taking it to £42,700 in 2016-17 and £43,000 in 2017-18. This is the first above-inflation increase in the higher-rate threshold for 7 years. A typical higher-rate taxpayer will have a cash gain of £848 by 2017-18.

1.211 The cumulative impact of these changes has significantly reduced the effective tax rate paid by individuals. In 2010, an individual earning £20,000 paid £2,705 in Income Tax. By 2017, an individual earning £20,000 will pay £1,800 in Income Tax, equivalent to a 33% reduction in the tax paid. The effective tax rate for an individual earning £20,000 in 2017-18 will be 9%.

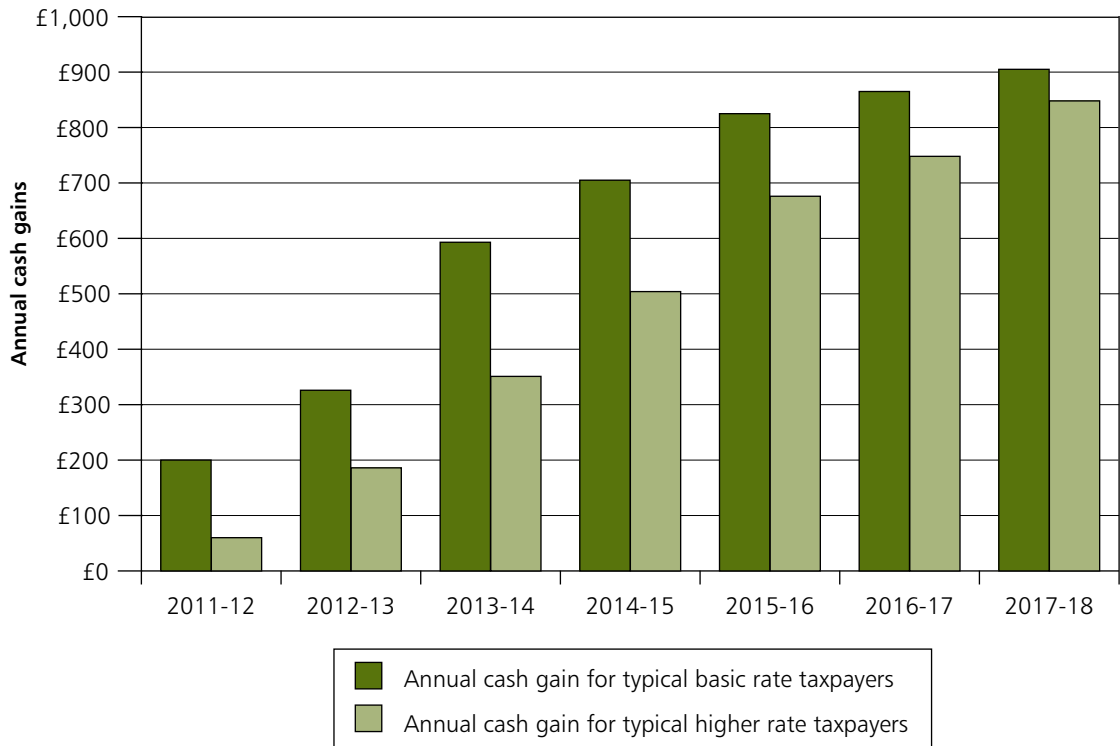
1.212 Someone working full time on the National Minimum Wage (NMW) in 2015-16 will earn around £12,000. In 2010, an individual earning £12,000 paid £1,105 in Income Tax. In 2017-18, an individual earning £12,000 will pay £200 in Income Tax, an 82% reduction in tax paid. The effective tax rate for an individual earning £12,000 in 2017-18 will be 1.7%.

Chart 1.11: Personal allowance: impact on an individual earning £20,000 per year



Notes:
 1) This is based on an individual with earnings of £20,000 in each year
 2) The average effective tax rate is for income tax only
 3) The gains refer to the cash gains since 2010

Chart 1.12: Personal allowance: cash gains



National Minimum Wage

1.213 As announced by the Prime Minister and Deputy Prime Minister, the government has accepted the Low Pay Commission's recommendations for increases to the adult, 18-19 and 16-17 (NMW) rates. The adult NMW rate will increase by 3.1% to £6.70 from October 2015, representing the largest real-terms increase since 2006. This means that, from 1 October 2015, someone working full time on the adult NMW will see their annual salary rise by over £350.

1.214 The apprentice rate will increase by 57p an hour to £3.30, halving the gap to the 16-17 rate. This will result in an annual salary increase of over £1,000 for a full time worker on the current apprentice rate, and ensure those undertaking this important type of training are better rewarded.

Energy

1.215 The government is committed to improving competition in energy markets, to lower bills for consumers and drive efficiencies and innovation. In February 2015, the government launched the 'Power to Switch' campaign to help consumers reduce their energy bills by shopping around for the best possible deal. Over 300,000 households switched electricity supplier in February, up 30% on the same period in 2014.⁹⁸ Households switching energy supplier via a price comparison website are currently saving an average of around £300 on their annual energy bill as a result.⁹⁹

1.216 The government commits to respond quickly to any recommendations from the Competition and Markets Authority's ongoing investigation into energy markets and to take forward appropriate implementation as quickly as possible. The government will also provide £1.3 million to fund the Big Energy Saving Network (BESN) in 2015-16. This will enable the BESN frontline workers to reach a predicted 100,000 vulnerable individuals, helping them to cut their energy bills.

1.217 The government will consult on reducing electricity distribution costs for consumers in the North of Scotland, to ensure that they pay no more for electricity distribution than consumers in the next most expensive region. The government estimates that this could save an average household in the North of Scotland around £30 per year on their electricity bill.

1.218 The government recognises that motorists in some rural areas face particularly high pump prices compared to the rest of the UK, and has now received full approval from the Council of the European Union to extend the rural fuel rebate scheme to 17 areas of the UK mainland, enabling retailers in eligible areas to register for a 5 pence per litre fuel duty discount. The government is also committed to ensuring that all consumers are able to take advantage of the best deal for their energy supply, including those consumers off the mains gas grid. The government will continue to work with the heating oil and liquefied petroleum gas (LPG) sectors to improve transparency and protections for vulnerable households who are off the gas grid.

Savings and pensions

1.219 Since the financial crisis, low interest rates have helped households and businesses through difficult economic times. These have kept mortgage payments down, but have also meant that returns on savings have been low. The government recognises that this has made it difficult for people's savings to grow, and that it has been harder for people to secure the income they expected in retirement.

1.220 At Budget 2014, the government announced a reduction in taxes for the lowest income savers, increased flexibility in saving and investment choices by reforming ISAs into a simpler product with a record increase in the ISA limit to £15,000, and introduced a market-leading National Savings & Investment bond to help retired savers. The government also announced the most fundamental change to the way people access their pension savings in almost a century, through removing the

⁹⁸Electricity Switching, Energy UK, February 2015.

⁹⁹Savings estimates based on industry data provided to DECC.

effective requirement to buy an annuity. The government is now going further to reduce taxes on savings, and to give people greater flexibility over how they hold those savings.

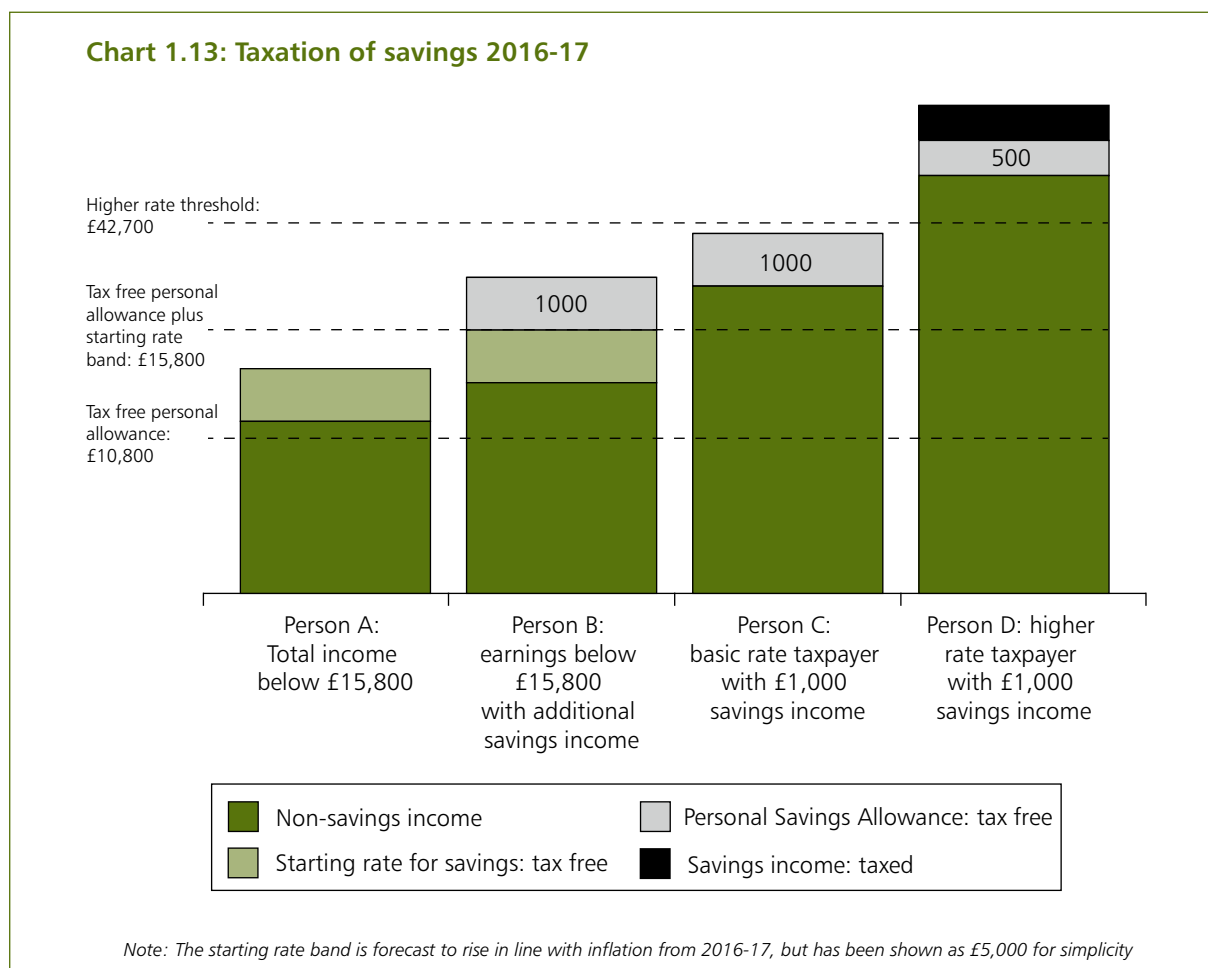
Reducing tax on savings

1.221 In their respective reviews of the UK tax system, the Nobel Prize-winning economists James Meade and Sir James Mirrlees considered that ordinary savings were over-taxed. Mirrlees concluded that ordinary savings “should just face a straightforward ... system: saved out of taxed earnings and then no more tax applied,” though noting that there is a case for some limits.¹⁰⁰

1.222 In a radical reform to the savings tax system, **a new Personal Savings Allowance will be created from April 2016, exempting the first £1,000 of savings income from any tax for basic rate taxpayers and the first £500 for higher rate taxpayers, saving up to £200 off an annual tax bill.** This will not apply to additional rate taxpayers.

1.223 From April 2016, 95% of taxpayers can save completely tax free each year and choose from a range of savings products to meet their specific needs.

1.224 Because so many people will no longer pay tax on their savings, the automatic deduction of tax by banks and building societies will no longer be necessary. At present, 20% Income Tax is automatically deducted from most interest on savings outside ISAs. For those on low incomes, a 0% rate is applied, but only for those who have filled out a form to confirm they are eligible to receive gross interest. Higher rate taxpayers owe 40% tax and are therefore required to notify HMRC of their savings income so they can pay the additional 20%. Both the opt out and the requirement to notify HMRC are complex, burdensome and poorly understood. **Budget 2015 announces that the automatic deduction of 20% income tax by banks and building societies on non-ISA savings will cease from April 2016.** These changes represent a major tax simplification.



¹⁰⁰Tax by Design, Oxford University Press (2011), p344. See also p316.

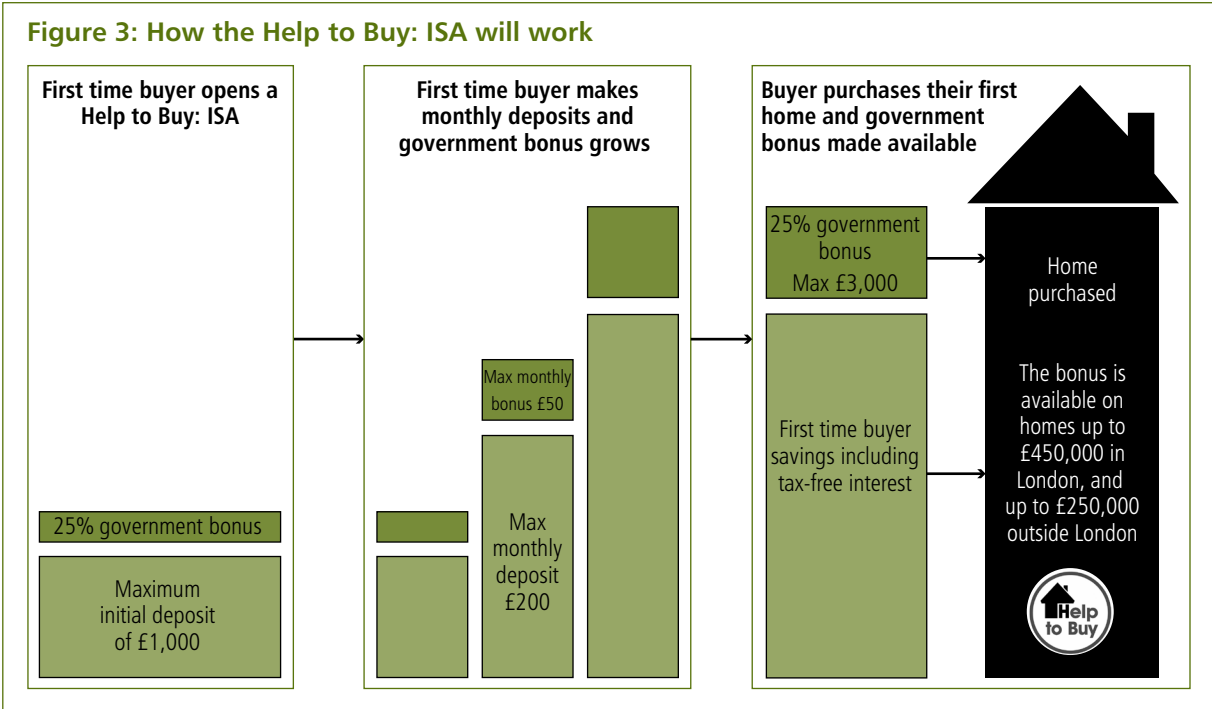
1.225 The government will allow ISA savers to withdraw and replace money from their cash ISA without counting towards their annual ISA subscription limit for that year, as long as the repayment is made in the same tax year as the withdrawal. This will enable savers to access their ISA savings more flexibly without losing the benefits they have built up. These changes will be introduced in autumn 2015, following consultation with ISA providers.

1.226 Following technical consultation with the financial services industry, **the government will extend the range of ISA eligible investments in 2015-16 to include listed bonds issued by a co-operative society and community benefit society and SME securities issued by companies trading on a recognised stock exchange. The government will also explore further extending the list to include debt and equity securities offered via crowd funding platforms,** and will consult in summer 2015 alongside a response to the consultation on how to include peer-to-peer loans.

1.227 As a result of their popularity, the government announced in February 2015 that National Savings and Investments 65+ bonds would remain on sale until 15 May 2015. These bonds have seen unprecedented demand – the biggest opening sale of any retail financial product in Britain’s modern history – and the government has extended the issuance to ensure that eligible investors do not miss out on the market-leading rates on offer.

Help to Buy: ISA

1.228 In recognition of the impact the low interest rate environment has had on the ability of first time buyers to get on the housing ladder, Budget 2015 announces the Help to Buy: ISA. This will reward people that are making the difficult choices required to save regularly, and help them realise their aspirations of homeownership for the first time. The scheme will work by providing a government bonus to each person who has saved into a Help to Buy: ISA at the point they use their savings to purchase their first home. For every £200 a first time buyer saves, the government will provide a £50 bonus up to a maximum bonus of £3,000 on £12,000 of savings. Savers will have access to their own money and will be able to withdraw funds from their account if they need them for another purpose but the bonus will only be made available for home purchase. Further details are provided in the document ‘Help to Buy: ISA’.¹⁰¹



¹⁰¹ Help to Buy: ISA, HM Treasury, March 2015.

Extending freedom and choice at retirement

1.229 This government has already introduced major reforms to allow people entering retirement much more flexibility over how they use their defined contribution pension pot, instead of being required to purchase an annuity. The government now wants to allow people who have already bought an annuity to also enjoy flexibility in how they access the value of their annuity, without interfering with binding contractual requirements.

1.230 From April 2016, the government will therefore change the tax rules to allow people who are already receiving income from an annuity to sell that income to a third party, subject to agreement from their annuity provider. The proceeds of the sale could then be taken directly or drawn down over a number of years, and would be taxed at their marginal rate, in the same way as those taking their pension after April 2015.

1.231 The government believes that for most people, continuing to hold their annuity will be the right decision. However, for others, this reform will allow them the flexibility to use the value of their annuity as they see fit. The government is therefore publishing a consultation on how best to remove the barriers to the creation of a secondary market in annuities, inviting views on how best to ensure that consumers are in a position to make an informed decision. The government will work with the Financial Conduct Authority (FCA) to consult on how best to support people's choices through consumer protection, and protect those who are most vulnerable.¹⁰²

1.232 It is important that the UK's pensions tax system remains fair, affordable and sustainable for the future. In 2013-14, Income Tax relief for pension savings cost the government around £34.3 billion, up from £30.8 billion in 2009-10, with around two-thirds of this relief going to higher or additional rate taxpayers.¹⁰³ To protect the public finances from this growing cost, **the government will therefore reduce the lifetime allowance for pension contributions that benefit from tax relief from £1.25 million to £1 million.** This will be effective from 6 April 2016. **The lifetime allowance will be indexed to increase annually by CPI from 6 April 2018.** Over 96% of individuals currently approaching retirement have a pension pot worth less than £1 million, so this change will affect only the wealthiest pension savers.¹⁰⁴

Mental health

1.233 The government is committed to parity of esteem between physical and mental health. The NHS Mandate includes a commitment to closing the health gap between people with mental health problems and the population as a whole and from April 2015 there will be new access and waiting times standards introduced for key mental health services. Autumn Statement 2014 committed £150 million over five years to caring for young people with eating disorders and funding to expand pilots testing new ways to support those with mental health problems to return to work. **To go further, Budget 2015 announces a £1.25 billion package of additional investment.**

1.234 Many children and young people experience problems with their mental health, and the government wants to ensure that they get the services that they need. **This is why Budget 2015 will be providing over £1 billion over the next 5 years to start new access standards which will see over 110,000 more children cared for over the next Parliament. Alongside this, the government will be providing £118 million by 2018-19 to complete the roll-out of the Children and Young People's Increasing Access to Psychological Therapies (CYP IAPT) programme,** ensuring that there are talking therapists in every part of the country providing the best quality treatment for children.

¹⁰² Creating a secondary annuity market, HM Treasury and Department for Work and Pensions, March 2015.

¹⁰³ HMRC Statistics Table *PEN6* – Registered pension schemes: cost of tax relief.

¹⁰⁴ HMRC analysis of Office for National Statistics Wealth and Assets Survey, 2010-12 data.

1.235 Young people can develop mental health problems as a consequence of maternal mental illness. **Budget 2015 announces an additional £75 million over the next 5 years to give the right care to more women who experience mental ill health during the perinatal or antenatal period.** The Department for Education will also provide an additional £1.5 million towards piloting joint training for designated leads in Child and Adolescent Mental Health Services (CAMHS) and schools to improve access to mental health services for children and young people, including the most vulnerable.

1.236 Budget 2015 also announces a package of measures to improve employment outcomes for people with mental health conditions. Starting from early 2016, **the government will provide online Cognitive Behavioural Therapy (CBT) to 40,000 Employment and Support Allowance and Jobseeker's Allowance claimants and individuals being supported by Fit for Work. From summer 2015, the government will also begin to co-locate Improving Access to Psychological Therapies (IAPT) therapists in over 350 Jobcentres,** to provide integrated employment and mental health support to claimants with common mental health conditions.

1.237 The government is committed to ensuring that those who have given so much in the service of their country should receive the best possible care. **This is why Budget 2015 will provide an additional £8.4 million over the next 5 years to allow the NHS across England to significantly enhance current mental health and support services to the most vulnerable veterans in the community.**

Ensuring a fair contribution through the tax system

1.238 The government is committed to a fair tax system in which everyone contributes to reducing the deficit, and those with the most make the largest contribution. Budget 2015 announces further measures to tackle offshore evasion, close down tax avoidance, and ensure a fair contribution from businesses and individuals.

1.239 The vast majority of people and businesses in the UK pay the tax they owe and do not attempt to avoid their responsibilities. Nevertheless, where it exists, tax evasion and avoidance damages the ability of the tax system to raise revenue fairly and imposes additional costs on all taxpayers. This government has been relentless in its crackdown on tax evasion and avoidance, taking action to prevent such behaviour at the outset, and to detect and counter it effectively where it persists. During this Parliament, HMRC will have secured £100 billion in additional compliance revenue as a result of actions taken to tackle evasion, avoidance and non-compliance.¹⁰⁵

Evasion

1.240 Tax evasion is a crime that deprives the country of much needed revenue for public services. Over the last two years, this government has led work in Europe, in the G20 and through the UK's G8 Presidency to transform international tax transparency. Agreement has now been reached among 92 countries to exchange information on bank accounts automatically every year. Regulations giving effect to these agreements will be laid shortly after Budget 2015.

1.241 Under these agreements, starting in 2016 for the Crown Dependencies and Overseas Territories, HMRC will receive a wide range of information on offshore accounts held by UK tax residents, including names, addresses, account numbers, interest and balances. This represents an unprecedented change in HMRC's ability to tackle offshore tax evasion.

1.242 Building on this, **the government will toughen sanctions for those who continue to evade tax by closing the existing disclosure facilities for tax evaders early. A tougher 'last chance' disclosure facility will be offered between 2016 and mid-2017, with penalties of at least 30% on top of tax owed and interest and with no immunity from criminal prosecutions in appropriate cases.**

¹⁰⁵HMRC 2010-11 Annual Report, HMRC 2013-14 Annual Report and HMRC's Mid-Year Report to Parliament – April to September 2014.

Avoidance

1.243 This government has introduced changes throughout this Parliament to tackle avoidance and to focus in on the diminishing minority who refuse to play by the rules. As proposed in the consultation document 'Strengthening Sanctions for Tax Avoidance,' **the government will introduce tougher measures for those who persistently enter into tax avoidance schemes that fail, and will develop further measures to publish the names of such avoiders and to tackle avoiders who repeatedly abuse reliefs.**¹⁰⁶ **The government will also widen the current scope of the Promoters of Tax Avoidance Schemes regime by bringing in promoters whose schemes are regularly defeated by HMRC.**

1.244 The government introduced a significant new regime for avoidance with the creation of the general anti-abuse rule (GAAR). **The government will increase the deterrent effect by introducing a penalty based on the amount of tax that is tackled by the GAAR.**

1.245 The government changed the economics of tax avoidance with the introduction of the Accelerated Payments regime, removing the cash-flow advantage that users of avoidance schemes have benefitted from. **HMRC has continued to review cases and more accelerated payment notices will now be issued than previously announced.**

1.246 Some companies enter into contrived arrangements, with little economic substance, to convert old losses into new ones and circumvent the loss relief rules. **The government will introduce a targeted anti-avoidance rule to level the playing field between the majority of companies, who follow the rules, and those others who side step them.**

Ensuring a fair contribution from business and individuals

Banking

1.247 This government has been clear that banks should make an additional contribution that reflects the risks they pose to the UK economy. This contribution has always needed to be balanced against financial stability considerations and banks' ability to lend to the real economy. However, with banks now strengthening their balance sheets and returning to profitability, the government believes that the sector should be expected to absorb a greater burden of remaining deficit reduction. **The government will therefore increase the Bank Levy from 0.156% to 0.210% from 1 April 2015.**

1.248 Companies are currently entitled to deduct the costs of compensation payments in calculating their profits liable to corporation tax. The government believes that it is unacceptable that banks' corporation tax receipts continue to be depressed by compensation associated with widespread misconduct in the sector. **The government therefore intends to make these compensation payments non-deductible for corporation tax purposes through legislation in a future Finance Bill.**

1.249 **The government will no longer allow businesses to take account of foreign branches when calculating how much VAT on overhead costs they can reclaim in the United Kingdom.** Under the current system businesses could manipulate their deductions. This measure prevents that and will ensure that all businesses in the United Kingdom pay their fair share of VAT.

Umbrella companies and employment intermediaries

1.250 Autumn Statement 2014 announced that the government would review the growing use of overarching contracts of employment that allow some temporary workers and their employers to benefit from tax relief for home-to-work travel expenses, relief not generally available to other workers. This is unfair. As a result of the review, **the government will change the rules to**

¹⁰⁶Strengthening sanctions for tax avoidance, HMRC, January 2015.

restrict travel and subsistence relief for workers engaged through an employment intermediary, such as an umbrella company or a personal service company, and under the supervision, direction and control of the end-user. This will take effect from April 2016 following a consultation on the detail of the changes. It will level the playing field between employment businesses that seek to lower their costs by using these arrangements and those that do not.

1.251 Stakeholders have also raised concerns that individuals do not understand how their take-home pay is affected by these arrangements. The government wants employment intermediaries to provide workers with greater transparency on how they are employed, and what they are being paid. The Department of Business Innovation and Skills will consult on these proposals on transparency later this year.

Capital gains tax

1.252 The government is committed to supporting entrepreneurs and wants to ensure that capital gains tax entrepreneurs' relief is well targeted. The government will therefore address use of the entrepreneurs' relief rules for tax planning which is not in keeping with the policy intention. **The government will target structures set up so that people with only a small indirect stake in a trading company can benefit from the relief. The government will also ensure that entrepreneurs' relief on the disposal of personal assets used in a business is only available when someone is making a meaningful withdrawal from that business.**

Tobacco

1.253 Raw tobacco represents an increasing risk to excise duty revenues, but under current law, raw tobacco can only be seized when officers can prove an intention to fraudulently evade duty at the time of seizure. **To prevent raw tobacco being diverted into the illegal market, the government will introduce a registration scheme for users and dealers of raw tobacco before the end of 2016.**

1.254 Smoking imposes costs on society and it is fair to ask tobacco manufacturers and importers to make a greater contribution towards these costs. However it is essential that this is done in the most effective way. At Autumn Statement 2014, the government announced a consultation on a tobacco levy. The responses revealed issues that the government would like to explore further, and so the consultation will be continued informally with stakeholders in order to develop detailed policy proposals.

2

Budget policy decisions

2.1 Chapter 1 explains how the measures announced in this Budget advance the government's long-term economic plan. This chapter provides a brief description of all Budget policy decisions. There are decisions on tax measures, National Insurance contributions (NICs), measures that affect Annually Managed Expenditure (AME), changes to Departmental Expenditure Limits (DEL) and other policy measures. Unless stated otherwise, measures in this chapter are measures announced at this Budget. The tables in this chapter set out the cost or yield of all Budget policy decisions with a fiscal impact in the years up to 2019-20.

Fiscal impacts of Budget policy decisions

2.2 Alongside this Budget, the Office for Budget Responsibility (OBR) has published an independent forecast of the public finances and the economy, incorporating Budget policy decisions. To produce the Budget forecast, the OBR has certified the government's assessment of the direct cost or yield of Budget policy decisions that affect the economy and public finance forecasts and has made an assessment of the indirect effects of Budget measures on the economy.

2.3 Table 2.1 shows the cost or yield of all new Budget 2015 decisions with a direct effect on public sector net borrowing. This includes tax measures, changes to allocated DEL, and measures affecting AME, including the total fiscal impact of the measures affecting the welfare cap.

2.4 Consistent with its commitment to transparency, the government is also publishing the methodology underlying the calculation of the fiscal impact of each policy decision. This is included in the supplementary document 'Budget 2015 policy costings' published alongside this Budget.¹

2.5 The supplementary document 'Overview of Tax Legislation and Rates', published alongside this Budget, provides a more detailed explanation of tax measures included in this chapter and a summary of their impacts.²

¹ 'Budget 2015 policy costings', HM Treasury, Department for Work and Pensions, and HM Revenue and Customs, March 2015

² 'Overview of Tax Legislation and Rates', HM Treasury and HM Revenue and Customs, March 2015

Table 2.1: Budget 2015 policy decisions^{1, 2}

		£ million					
	Head	2015-16	2016-17	2017-18	2018-19	2019-20	
Personal tax							
1	Personal allowance: increase to £10,800 in 2016-17 and to £11,000 in 2017-18 with full gains to higher rate taxpayers	Tax	0	-960	-1,480	-1,585	-1,680
Savings and pensions							
2	Savings tax: allowance and ISA flexibility	Tax	-15	-1,030	-565	-640	-765
3	Help to Buy: ISA	Spend	-45	-230	-415	-640	-835
4	Annuities: secondary market	Tax	0	+535	+540	-130	-120
5	NS&I bonds for people aged 65 and over: extension	Spend	-80	-	-	-	-
6	Pensions guidance: extending availability	Spend	-20	-	-	-	-
7	Pensions: lifetime allowance to £1m from 2016-17, and index with inflation from 2018-19	Tax	+60	+300	+420	+550	+590
Duties							
8	Fuel Duty: cancel September 2015 RPI increase	Tax	-140	-240	-245	-250	-250
9	Alcohol Duty: 1p off a pint of beer and 2% off cider duty	Tax	-85	-80	-85	-85	-85
10	Alcohol Duty: reduce spirits duty by 2% and freeze wine duty	Tax	-100	-95	-100	-100	-105
Investment and growth							
11	Oil and gas: investment allowance and 10% cut to Supplementary Charge	Tax	-230	-270	-190	-200	-75
12	Oil and gas: 15% cut to Petroleum Revenue Tax	Tax	0	-125	-115	-85	-10
13	Oil and gas: support for seismic surveys	Spend	-20	-	-	-	-
14	Energy intensive industries: bring forward compensation for Feed-in Tariffs	Spend	-25	-	-	-	-
15	Exports and investment: UKTI China and trade missions	Spend	-15	-	-	-	-
16	Regional growth	Spend	-15	-	-	-	-
17	Creative industries: extend support	Spend	-5	-	-	-	-
18	Support for technological innovation	Spend	-20	-	-	-	-
19	Telecommunications	Spend	-15	-	-	-	-
20	Venture capital schemes: qualifying criteria	Tax	0	-5	-5	-15	-10
21	Enterprise Zones	Tax	*	*	-5	-5	-5
22	Financial transactions adjustment ³	Spend	+490	-	-	-	-
Fairness, evasion and avoidance							
23	Bank Levy: increase to 0.21%	Tax	+685	+925	+925	+920	+920
24	Corporation Tax: bank compensation payments	Tax	+150	+260	+225	+180	+150
25	Evasion: Common Reporting Standard	Tax	-5	+90	+270	+75	+130
26	Employment intermediaries: travel and subsistence (umbrella companies)	Tax	0	+155	+175	+160	+145
27	VAT: foreign branches	Tax	+25	+95	+90	+85	+90
28	Corporation Tax: contrived loss arrangements	Tax	+95	+170	+170	+150	+130
29	Capital Gains Tax: contrived ownership arrangements	Tax	*	+45	+45	+45	+45
30	Tobacco: enforcement	Tax	0	+5	+10	+10	+10
31	Accelerated Payments: extension	Tax	0	+290	+175	+70	+20

	Head	£ million				
		2015-16	2016-17	2017-18	2018-19	2019-20
32 Total fiscal impact of welfare cap measures ⁴	Spend	-50	–	–	–	–
Health, education and security						
33 Mental health	Spend	-305	-315	-325	-310	-310
34 Health innovation	Spend	-10	–	–	–	–
35 Counter-terrorism and security	Spend	-25	–	–	–	–
36 Free school meals: small schools	Spend	-20	–	–	–	–
Transport and environment						
37 Company car taxation: 3ppt increase in 2019-20	Tax	0	0	0	0	+340
38 Heavy Goods Vehicles: freeze VED and the Road User Levy	Tax	*	*	*	-5	-5
39 Aggregates Levy: freeze in 2015-16	Tax	-5	-5	-5	-5	-5
40 Capital allowances: energy and water efficient technologies	Tax	0	+5	+15	+10	+10
41 Income Tax: extending farmers' profits averaging period to 5 years	Tax	0	-10	-30	-30	-30
Previously announced						
42 Stamp Duty Land Tax: property funds	Tax	-10	-15	-10	-5	-5
43 Guarantees income	Spend	+500	–	–	–	–
TOTAL POLICY DECISIONS		+745	+45	+230	-885	-570
Total spending policy decisions		+295	–	–	–	–
Total tax policy decisions		+450	+45	+230	-885	-570

* Negligible

¹ Costings reflect the OBR's latest economic and fiscal determinants.

² Spending measures in 2016-17, 2017-18, 2018-19 and 2019-20 do not affect borrowing as they fall within the Total Managed Expenditure assumption in those years.

³ This is a neutral reclassification from PSGI to financial transactions. See Table 2.6 for offsetting adjustment.

⁴ Total fiscal impact of welfare policy decisions, including DWVP DEL funding. See Budget 2015: policy costings for further detail on policy decisions, and Chapter 1 for an update on spending within the welfare cap.

Table 2.2: Measures announced at Autumn Statement 2014 or earlier which will take effect from April 2015 or later¹

		£ million					
	Head	2015-16	2016-17	2017-18	2018-19	2019-20	
Measures announced at Autumn Statement 2014							
a	Personal allowance: increase to £10,600 in 2015-16 with full gains to higher rate taxpayers	Tax	-525	-625	-640	-650	-660
b	ISAs: transfer to surviving spouses	Tax	*	*	-5	-10	-10
c	Air Passenger Duty: exempting children	Tax	-45	-85	-90	-90	-95
d	Employer NICs: abolish for apprentices under 25	Tax	0	-105	-110	-120	-125
e	Business Rates: small business relief extension	Tax	-535	+70	+10	0	0
f	Business Rates: cap increase at 2% in 2015-16	Tax	-135	-115	-115	-185	-175
g	Business Rates: increase retail discount to £1,500 in 2015-16	Tax	-115	+15	+5	0	0
h	Business Rates: transitional relief	Tax	-10	-5	0	0	0
i	Employment Allowance: extend to carers	Tax	-10	-10	-10	-10	-10
j	R&D tax relief: increase large firms and SME credit	Spend	-40	-105	-125	-135	-140
k	R&D tax relief: changes to qualifying expenditure	Spend	+20	+55	+55	+60	+60
l	Entrepreneurs' Relief: reinvested gains	Tax	*	-5	-10	-5	-10
m	Social investment tax relief	Tax	0	-10	-15	-25	-25
n	Peer-to-peer lenders: bad debt relief	Tax	0	-10	-15	-20	-25
o	VAT: support for search & rescue and hospices	Tax	-10	-5	-5	-5	-5
p	Diverted profits tax	Tax	+25	+275	+360	+345	+360
q	Corporation Tax: hybrids	Tax	0	+15	+70	+85	+90
r	Corporation Tax: country-by-country reporting	Tax	*	+5	+5	+10	+10
s	Corporation Tax: accounting treatment of credit losses	Tax	0	+5	+10	+250	+40
t	Corporation Tax: bank losses restriction	Tax	+780	+865	+795	+785	+705
u	Non-domiciles: increase remittance basis charge	Tax	0	+120	+90	+90	+90
v	Investment managers' disguised fee income	Tax	*	+165	+80	+65	+55
w	Special purpose share schemes	Tax	0	+45	+40	+40	+40
x	Income tax: miscellaneous losses	Tax	+5	+5	+5	+5	+5
y	Venture capital schemes: restrictions on use	Tax	-15	+50	+15	+15	+20
z	Income tax: salary sacrifice and expenses, including umbrella companies	Tax	0	+85	+65	+55	+60
aa	Office of Tax Simplification: review of expenses	Tax	-10	-5	-10	-10	-10
ab	DOTAS regime changes	Tax	*	*	+30	+50	+70
ac	HMRC: operational measures	Tax	-15	+280	+390	+160	+70
ad	Corporation Tax: accelerated payments and group relief	Tax	+425	-345	-40	-30	0
ae	Pensions flexibility: decisions since Budget 2014	Tax	+60	-25	-25	+35	-10
af	Peer-to-peer lenders: withholding tax regime	Tax	0	0	+90	+10	+35
ag	Public service pensions: next steps in revaluation	Spend	+325	+355	+365	+370	+380
ah	Universal Credit: supporting 85% of childcare costs	Spend	0	-10	-130	-240	-305
ai	Employment and Support Allowance: additional healthcare professionals	Spend	+35	+125	+95	+75	0
aj	Employment and Support Allowance: restricting repeat claims	Spend	+25	+25	+10	+10	+10
ak	Pensions flexibility: notional income rules for benefits	Spend	*	*	-5	-5	-5
al	Bereavement benefits reform	Spend	0	0	-40	-35	-15
am	Simplifying assessment periods	Spend	-5	-10	-20	-25	-25
an	Work allowances: maintain current level in 2017-18	Spend	0	0	+40	+75	+100
ao	DWP fraud and error: additional capacity	Spend	+40	+10	+5	-10	0

		£ million					
	Head	2015-16	2016-17	2017-18	2018-19	2019-20	
ap	Tax credits: prevent overpayments following change of circumstances in-year	Spend	+115	+75	+50	+25	+15
aq	Tax credits: self-employment tests for Working Tax Credit	Spend	+15	+75	+30	+15	+10
ar	Pension credit passthrough	Spend	-10	0	+5	+10	+5
as	Carer's allowance: higher earnings limit	Spend	-5	-10	-20	-20	-20
Measures announced at Budget 2014							
at	Public Service Pensions: revaluation	Spend	+710	+965	+995	+1,025	+1,055
au	Pensions: reduce withdrawal tax rate from 55% to marginal income tax rate	Tax	+310	+585	+890	+1,190	+785
av	Savings tax: abolish the 10% rate and extend 0% band to £5,000	Tax	-90	-205	-205	-230	-250
aw	Voluntary National Insurance Contributions	Tax	+450	+415	0	0	0
ax	OTS Review: simplification of employee share schemes	Tax	+10	+10	0	0	0
ay	Carbon Price Floor: limit disparity between UK and EU to £18 from 2016-17	Tax	0	-340	-615	-870	-1,030
az	Combined Heat and Power: relief for onsite generation	Tax	-85	-95	-100	-105	-110
ba	Air Passenger Duty: abolish bands C and D	Tax	-205	-205	-220	-235	-250
bb	Company Car Tax: continuing to increase by 2ppt in 2017-18 and 2018-19	Tax	0	0	+220	+455	+475
bc	Landfill tax and Landfill Communities Fund: uprate and reform	Tax	+20	+15	+15	+20	+20
bd	Support for Mortgage Interest: 12-month extension	Spend	-45	-15	0	0	0
be	Tax Credits debt: increasing recovery rate	Tax	0	+110	+40	+25	+5
Measures announced at Autumn Statement 2013							
bf	Income Tax: transferable marriage allowance	Tax	-495	-595	-650	-770	-730
bg	Employer NICs: abolish for under 21s basic rate earnings	Tax	-450	-500	-535	-560	-585
bh	Housing Revenue Account: additional flexibility	Spend/Tax	-95	0	+5	+5	+5
bi	Partnerships: confirming extension to Alternative Investment Funds	Tax	+680	+430	+410	+400	+380
bj	Capital Gains Tax: application to non-residents	Tax	+5	+35	+90	+140	+190
bk	Alcohol fraud wholesaler registration	Tax	-10	+20	+275	+260	+235
bl	HMRC: extending online services	Tax	0	+65	+50	+55	+55
bm	Winter Fuel Payments: overseas eligibility	Spend	+20	+20	+15	+15	+15
Measures announced at Spending Round 2013							
bn	Annual Verification	Spend	*	*	+5	+5	+5
bo	Social rent policy	Spend/Tax	+55	+65	+110	+185	+275
Measures announced at Budget 2013							
bp	Contracting out NICs	Tax	0	+5,075	+4,930	+4,900	+4,905
bq	Inheritance Tax: threshold freeze for 3 years from 2015-16	Tax	+25	+70	+140	+210	+245
br	Corporation Tax: reduce main rate to 20% from 2015-16	Tax	-550	-1,045	-1,110	-1,125	-1,150
bs	Debt: improving coding out	Tax	+60	+55	+55	+55	+55
bt	Capital Allowances: Ultra Low Emission Vehicles	Tax	-5	-15	-20	-10	+10
bu	Company car tax: Ultra Low Emission Vehicles	Tax	-10	-15	-15	-25	-30

* Negligible

¹ Costings reflect the OBR's latest economic and fiscal determinants.

Public Spending

Total Managed Expenditure

2.6 Spending in the next Parliament – In line with previous policy, the government has set a fiscal assumption that Total Managed Expenditure (TME) in 2016-17 and 2017-18 will continue to fall at the same rate as over the period 2010-11 to 2014-15. In 2018-19 TME will be held flat in real terms. In 2019-20 TME will rise in line with nominal GDP. It would, of course, be possible to do some consolidation through tax instead.

2.7 The government will continue to prioritise capital investment over the medium to longer term, so within the overall fiscal assumption, public sector gross investment (PSGI) will be constant in real terms in 2016-17 and 2017-18 and will grow in line with GDP from 2018-19.

Table 2.3: Total Managed Expenditure¹

	£ billion					
	2014-15	2015-16	2016-17	2017-18	2018-19	2019-20
CURRENT EXPENDITURE						
Resource AME	332.5	335.7	347.0	361.5	375.5	389.7
Resource DEL, excluding depreciation	315.6	316.3				
Ring-fenced depreciation	21.3	22.3				
<i>Implied Resource DEL, including depreciation²</i>			323.8	312.0	310.1	330.4
Public sector current expenditure	669.3	674.3	670.9	673.4	685.6	720.1
CAPITAL EXPENDITURE						
Capital AME	22.2	20.6	21.7	21.6	21.2	21.5
Capital DEL	45.6	47.7				
<i>Implied Capital DEL²</i>			47.7	48.9	52.4	55.7
Public sector gross investment³	67.8	68.3	69.4	70.5	73.6	77.2
TOTAL MANAGED EXPENDITURE⁴	737.1	742.6	740.3	743.9	759.2	797.3
<i>Total Managed Expenditure (% GDP)</i>	40.7%	39.6%	38.1%	36.8%	36.0%	36.0%

Memo: average annual real growth in Total Managed Expenditure (2010-11 to 2014-15): -1.1%

¹ Budgeting totals are shown including the OBR's forecast Allowance for Shortfall. Resource DEL excluding ring-fenced depreciation is the Treasury's primary control within resource budgets and is the basis on which Spending Review settlements are agreed. The OBR publishes public sector current expenditure in DEL and AME, and public sector gross investment in DEL and AME. A reconciliation is published by the OBR. All totals in this table take into account Budget 2015 spending policy decisions.

² Implied DELs beyond 2015-16 assume no future policy changes to AME. Departmental budgets will be set at the next Spending Review.

³ The PSGI growth rule is applied to a 2015-16 baseline which includes the OBR's forecast Allowance for Shortfall and excludes the effect of all policy measures announced at Autumn Statement 2013, Budget 2014, Autumn Statement 2014 and Budget 2015. Following the application of the PSGI growth rule, PSGI has from 2016-17 onwards been adjusted to take account of the same measure as at Autumn Statement 2014.

⁴ The 2010-11 baseline for calculating the TME growth rule excludes in-year spending reductions announced at June Budget 2010 and departmental underspends against 2010-11 plans, but includes an estimate for the outturn effect of classification changes pre-empted by the OBR at Budget 2015. The 2014-15 baseline for calculating the TME growth rule excludes the OBR's forecast Allowance for Shortfall. The TME growth rule is applied to a 2015-16 baseline which excludes the OBR's forecast Allowance for Shortfall and the effect of all policy measures announced at Autumn Statement 2013, Budget 2014, Autumn Statement 2014 and Budget 2015. Following the application of the TME growth rule, TME from 2016-17 onwards has been adjusted to take account of the same measures as at Budget 2014 and Autumn Statement 2014. The effects of the historic adjustments to the UK's GNI-based contributions to the EU, and further anticipated GNI adjustments, and associated rebates, are excluded from the calculation of the TME growth rule. The effects of the reclassification of Multilateral Development Bank loans, pre-empted by the OBR at Budget 2015, are also excluded from the calculation of the TME growth rule.

Implied Departmental Expenditure Limits

2.8 The government's fiscal assumption for the years 2016-17 to 2019-20, combined with the OBR's forecast for Annually Managed Expenditure (excluding AME policy decisions in this Budget) and the PSGI assumption gives a projection for implied DEL including depreciation. The reductions to the OBR's AME forecast since Autumn Statement 2014 result in an increase in the projection for implied DEL. Table 2.4 sets out a comparison of the Budget projection for implied DEL including depreciation with the Autumn Statement projection and the cost of all spending policy decisions in this Budget.

Table 2.4: Implied DEL

	2016-17	2017-18	2018-19	2019-20
Autumn Statement 2014 implied DEL, including depreciation ¹	368.7	357.8	357.4	357.5
Budget 2015 implied DEL, including depreciation ^{1,2}	371.9	361.4	363.2	387.0
<i>Increase in implied DEL, including depreciation²</i>	<i>3.1</i>	<i>3.6</i>	<i>5.8</i>	<i>29.6</i>
Spending policy decisions:				
Mental Health	-0.3	-0.3	-0.3	-0.3
Help to Buy: ISA	-0.2	-0.4	-0.6	-0.8
Other spending policy decisions	-0.2	-0.3	-0.2	-0.2
<i>Illustrative increase in implied DEL, including depreciation, after Budget 2015 spending policy decisions³</i>	<i>2.4</i>	<i>2.6</i>	<i>4.7</i>	<i>28.2</i>

¹ Implied DEL is implied Resource DEL plus implied Capital DEL. Departmental budgets will be set at the next Spending Review. Implied DELs beyond 2015-16 assume no future policy changes to AME (including welfare spending) or tax (including measures to tackle avoidance and evasion) which all else equal would feed through to a change in implied DEL due to the government's fiscal assumption for the years beyond 2015-16.

² This does not take into account Budget 2015 AME policy decisions.

³ This is the illustrative increase in implied DEL net of all DEL and AME policy decisions announced at Budget 2015.

Departmental Expenditure Limits

2.9 Table 2.5 shows departmental expenditure limits (DEL) as announced at Spending Review 2010 and Spending Round 2013, and subsequently adjusted for measures at fiscal events including the policy decisions contained in this Budget.

2.10 Departments remain ahead of their consolidation targets and are forecast to underspend by £3.5 billion in 2014-15. Underspends are forecast to continue into 2015-16, the final year for which departmental budgets have been set.

Table 2.5: Departmental Expenditure Limits

	£ billion	
	Estimate 2014-15	Plans 2015-16
Departmental Programme and Administration Budgets (Resource DEL excluding depreciation¹)		
Education	52.6	53.5
NHS (Health) ²	109.3	111.8
Transport	2.5	2.4
CLG Communities	2.2	2.7
CLG Local Government	13.7	10.5
Business, Innovation and Skills	13.7	13.4
Home Office	11.2	10.3
Justice	7.1	6.4
Law Officers' Departments	0.6	0.5
Defence ³	26.7	28.4
Foreign and Commonwealth Office	1.7	1.1
International Development	7.3	8.4
Energy and Climate Change	1.4	1.4
Environment, Food and Rural Affairs	1.7	1.7
Culture, Media and Sport	1.2	1.2
Work and Pensions	6.9	6.4
Scotland ⁴	25.7	25.5
Wales ⁵	13.8	12.9
Northern Ireland	9.7	9.8
Chancellor's Departments	3.4	3.5
Cabinet Office	2.4	2.2
Small and Independent Bodies	1.7	1.5
Reserve	0.0	1.9
Special Reserve	0.0	0.2
Adjustment for Budget Exchange ⁶	0.0	-0.5
Total Resource DEL excluding depreciation plans	316.5	316.9
<i>OBR allowance for shortfall</i>	<i>-0.9</i>	<i>-0.6</i>
OBR Resource DEL excluding depreciation forecast	315.6	316.3
Capital DEL		
Education	4.3	4.9
NHS (Health) ²	4.0	4.8
Transport	9.4	9.7
CLG Communities	4.6	5.3
CLG Local Government	0.0	0.0
Business, Innovation and Skills	2.2	4.0
Home Office	0.4	0.4
Justice	0.3	0.3
Law Officers' Departments	0.0	0.0
Defence ³	7.8	7.0
Foreign and Commonwealth Office	0.2	0.1
International Development	2.4	2.6
Energy and Climate Change	2.3	2.6
Environment, Food and Rural Affairs	0.6	0.5
Culture, Media and Sport	0.3	0.4
Work and Pensions	0.2	0.2
Scotland ⁷	3.5	3.1
Wales ⁷	1.5	1.5
Northern Ireland ⁷	1.1	1.1
Chancellor's Departments	0.3	0.1
Cabinet Office	0.4	0.4
Small and Independent Bodies	0.1	0.1
Reserve	0.0	0.9
Special Reserve	0.0	0.1
Adjustment for Budget Exchange ⁶	0.0	-1.9
Total Capital DEL plans	45.9	48.2
<i>OBR allowance for shortfall</i>	<i>-0.3</i>	<i>-0.5</i>
OBR Capital DEL forecast	45.6	47.7
¹ Resource DEL excluding ring-fenced depreciation is the Treasury's primary control total within resource budgets and the basis on which Spending Review settlements were made.		
² The health budget remains projected to grow in real terms from 2014-15 to 2015-16.		
³ The defence budget for 2015-16 reflects the likely initial drawdown of funding from the Special Reserve for the net additional cost of military operations at Main Estimates.		
⁴ The Scottish block grant has been adjusted to reflect the devolution of SDLT and Landfill Tax with effect from 1st April 2015		
⁵ Welsh business rates score as AME rather than DEL from 2015-16		
⁶ Departmental budgets in 2015-16 include amounts carried forward from 2014-15 through Budget Exchange, which will be voted at Main Estimates. These increases will be offset at Supplementary Estimates in future years so are excluded from spending totals.		
⁷ Borrowing by Devolved Administrations scores as AME		

Financial transactions and contingent liabilities

2.11 A number of policy measures announced in the Budget do not directly affect public sector net borrowing (PSNB) in the same way as conventional spending or taxation. This includes financial transactions that only affect the central government net cash requirement (CGNCR) and public sector net debt (PSND), and transactions likely to be recorded as contingent liabilities. Table 2.6 shows the effect of financial transactions on CGNCR.

Table 2.6: Financial transactions: impact on central government net cash requirement¹

Financial transactions	£ million					
	2014-15	2015-16	2016-17	2017-18	2018-19	2019-20
i Additional sales of Lloyds shares	0	+9,000	0	0	0	0
ii Financial transactions adjustment ²	0	-490	0	0	0	0
TOTAL POLICY DECISIONS	0	+8,510	0	0	0	0

¹ Costings reflect the OBR's latest economic and fiscal determinants, and are presented on a UK basis.

² This is a neutral reclassification from PGSI to Financial Transactions. See Table 2.1 for offsetting adjustment.

Asset Sales

2.12 Nationalised bank asset sales – UK Asset Resolution (UKAR) is launching a major sale of £13 billion of assets held from the nationalisation of Northern Rock and Bradford & Bingley. Any sale will be subject to ensuring value for money for the taxpayer.

2.13 Lloyds Banking Group share sales – The government intends to sell £9 billion of its holdings in Lloyds Banking Group over the next 12 months, subject to value for money and market conditions.

2.14 Eurostar – The Treasury has signed a binding agreement to sell its entire holding in Eurostar International Limited for £757.1 million. Subject to receiving the necessary regulatory approvals including EU merger clearance, closing is expected to take place during the second quarter of 2015.

2.15 Asset sales – Progress continues towards the sale of the government's stake in Urenco, the pre-2012 income contingent repayment student loan book and public sector spectrum. The income contingent repayment student loan book will be disposed of in a number of tranches, with a first sale intended to occur by the end of financial year 2015-16. Over a 5 year period, the sale is expected to generate between £10 billion and £15 billion in sale revenues, with a central estimate of around £12 billion. Borrowers' loan terms will be fixed prior to a sale.

Public sector reform and efficiency

2.16 Progression pay – The government has agreed proposals with all departments to remove any remaining entitlement to contractual progression pay in the civil service workforce.

2.17 Survivors' pensions – The government will ensure that all widows, widowers and civil partners of police officers and firefighters who are killed on duty will no longer lose their survivor benefits if they remarry, cohabit, or form a civil partnership. The government will also examine the possibility of making similar changes for members of the security services killed on duty. On 1 April 2015, the government will be introducing new and reformed public service pension schemes. All these new schemes will allow widows, widowers and civil partners across the public sector workforces to retain survivor benefits if they remarry, cohabit or form a civil partnership.

2.18 Land and property reform – The government will implement a new commercially-driven model of land and property asset management across the central government estate, based on departments paying market-level rents for the freehold assets they own. The government will create a new central body or bodies to own and manage relevant property and land assets. Subject to legislation the model will be operational by March 2017.

2.19 Integrating services for people with multiple-needs – Building on the government’s ambitious programme of welfare and public service reform, the Budget announces that the government is exploring options to integrate spending around vulnerable groups of people in order to improve cost effectiveness, including:

- continuing to join-up services for people with health and social care needs
- improving the links between health and employment support for people who are unable to work because of a health condition
- improving housing so that people with care needs can stay in their homes longer
- supporting individuals struggling with homelessness, addiction and mental health problems
- designing a more integrated, multi-agency approach to divert female offenders convicted of petty, non-violent offences from custody where appropriate

Health

2.20 Health North – The government will invest £20 million over 4 years to fund the establishment of four pilot ‘Connected Health Cities’, as part of the foundation stage of the Health North project. (34)

2.21 Defibrillators – The government will provide £1 million in 2015-16 to the Department of Health to incentivise the purchase of defibrillators for use in public places, and provide training on how to use the equipment.

2.22 Online Cognitive Behavioural Therapy (CBT) – The government will provide Day 1 access to online CBT for 40,000 Employment and Support Allowance and Jobseeker’s Allowance claimants and individuals being supported by Fit for Work, starting from early 2016.

2.23 Perinatal mental health – The government will provide an additional £75 million over the next 5 years for services to support women with mental ill health in the perinatal or antenatal period. (33)

2.24 Co-locating Improving Access to Psychological Therapies (IAPT) in Jobcentres – The government will begin to co-locate IAPT therapists in over 350 Jobcentres from summer 2015, to provide integrated employment and mental health support to claimants with common mental health conditions. (33)

2.25 Children’s and young people’s talking therapies – The government will provide £118 million over the next 4 years to transform children’s mental health services in England, ensuring that by 2018-19 there are talking therapists in every part of the country providing the best quality treatment for children. (33)

2.26 Better access to children’s mental health services – The government will provide over £1 billion over the next 5 years to ensure that by the end of the next Parliament an additional 110,000 children and young people get the support they need. (33)

2.27 Veteran’s community mental health services – The government will provide £8.4 million over the next 5 years to expand mental health services for Armed Forces veterans. (33)

Devolution and local growth

2.28 Additional Business Rate retention pilots – The government will pilot schemes in Cambridgeshire and Peterborough, and, subject to formal approval of Greater Manchester Combined Authority, in Greater Manchester and East Cheshire from 1 April 2015 to retain 100% of any additional growth in business rates above expected forecasts.

2.29 City Deals – Following the successful roll-out of City Deals across England, in 2014 the government signed an ambitious City Deal for Glasgow and the Clyde Valley, alongside the Scottish Government and the Glasgow and Clyde Valley local authorities. The government believes there is merit in extending the City Deal model further in Scotland and Wales. Budget 2015 announces that the government is opening negotiations with local partners and the Scottish and Welsh Governments towards City Deals for Cardiff, Aberdeen and Inverness. And in Inverness, the government is making funding available in 2015-16 to help progress the deal.

2.30 Enterprise Zones – The government will expand Enterprise Zones at Mersey Waters, MIRA, Humber, Manchester, Tees Valley (Prairie) and Oxford Science Vale, and will change the designation of two sites at Leeds Enterprise Zone to include Enhanced Capital Allowances. The government will also extend the Enterprise Zone at Discovery Park and create new Enterprise Zones at Blackpool and Plymouth, subject to business cases. (21)

2.31 Croydon Growth Zone – The government commits, subject to a business case, to provide £7 million revenue funding from 2015-16 to 2019-20 to the Greater London Authority to enable them to support the delivery of the Croydon Growth Zone. This will enable the delivery of over 4,000 homes and 10,000 jobs. (16)

2.32 West Yorkshire devolution deal – The government has agreed a new devolution deal with the West Yorkshire Combined Authority that sees the Combined Authority take further responsibility over skills, transport, employment, housing and business support.

2.33 Brent Cross regeneration scheme – The government will provide £97 million funding and ring fence the local 50% share of business rate growth to support the London Borough of Barnet and the Greater London Authority plans for the regeneration of Brent Cross, unlocking 7,500 new homes.

Building a truly national recovery

Northern Powerhouse

2.34 Tech Nation – Building on local strengths, the government will support the development of young, innovative tech businesses through an £11 million investment into Entrepreneur Hubs in Manchester, Leeds and Sheffield. (18)

2.35 Knowledge transfer in chemicals sector – The government will provide £1 million to the Centre for Process Innovation through Innovate UK to support knowledge transfer within this sector that is focussed in the North East.

2.36 Promoting tourism between Newcastle and Scandinavia – The government will provide £300,000 funding for a new marketing campaign to promote the tourism links between Newcastle and Scandinavia in 2015.

2.37 Selby to Hull electrification – The government will, subject to an acceptable contribution from Hull Trains and subject to a business case, complete Selby to Hull electrification by the end of Network Rail's Control Period 6 (2019 to 2024).

2.38 Muni theatre in Pendle – The government will provide £56,000 to support the refurbishment of the Muni theatre in Pendle in 2015.

2.39 Advanced wellbeing research centre – The government will invest £14 million to build a new sports and exercise research centre in Sheffield, which will form a key part of the city's Olympic Legacy park. (34)

Midlands

2.40 High Speed Rail Investment Summit – The government will fund a High Speed Rail Investment Summit in Birmingham, which will be delivered jointly by UK Trade and Investment and Marketing Birmingham and which will focus overseas investment to the UK on regeneration and supply chain opportunities created around High Speed 2.

2.41 Estates regeneration study – The government announces a study into the challenges faced by some of the largest housing estates in the Midlands, to help to frame future regeneration interventions in the region and identify approaches which can be applied in other areas.

2.42 Energy research accelerator – The government will make a £60 million investment into energy research, conducted by world-leading universities in the Midlands, to accelerate the application of energy research from lab to market. The Energy Systems Catapult will be located in Birmingham.

East of England

2.43 Centre for Agricultural Informatics and Sustainability Metrics – The government will invest £11.8 million in creating a Centre for Agricultural Informatics and Sustainability Metrics in Harpenden, Hertfordshire from existing programmes.

2.44 Ipswich Wet Dock Crossing and Lowestoft third river crossing – The government will provide New Anglia Local Enterprise Partnership with £4 million funding for further development work on the Ipswich Wet Dock Crossing and Lowestoft Third River Crossing.

South West

2.45 Great Western direct award – The government will, subject to negotiations, shortly agree a Direct Award with First Great Western until 2019 which will introduce the new Intercity Express Trains and improve rail services across the South West.

2.46 Plymouth Airport study – The government will undertake a study into whether there are viable options for the reopening of Plymouth Airport.

2.47 Reducing Severn River Toll – The government will, once the Severn River Crossings are in public ownership post-2018, abolish VAT and reduce tolls by the equivalent amount and, abolish Category 2 (small goods vehicles and small buses) and include those vehicles in Category 1 (motor cars and motor caravans), therefore reducing the toll paid by small goods vehicles and small buses.

2.48 Bristol bus rapid transit scheme – The government has granted full approval to the North Fringe to Hengrove metrobus scheme, allowing construction to commence next month.

London

2.49 London Land Commission – The government announced in the London Long Term Economic Plan (LTEP) that it would launch a London Land Commission (LLC) tasked with producing: the most comprehensive database of public sector land in the country; and mapping of brownfield land in London. The government is going further, with £1 million RDEL funding to allow it to carry out these functions; and is agreeing the terms of reference between the Greater London Authority and the government on the LLC.

2.50 Devolution of planning powers – The government will consult on devolving planning powers over sightlines and wharves to the Mayor of London, allowing the Mayor to accelerate provision of new homes by reducing planning delays.

2.51 Skills devolution to London – The government is giving to the Mayor of London and the Greater London Authority power over the Apprenticeship Grant for Employers budget and a role in the re-commissioning of Further Education skills provision in the capital.

2.52 Croyley rail link – The government will provide a further £34 million to support the delivery of the Croyley rail link project, subject to a £16 million contribution from Transport for London and final approval of the scheme.

South East

2.53 Lewes to Uckfield rail line study – The government will provide £100,000 for a further study into reopening the Lewes to Uckfield rail line.

Housing

2.54 Housing Zones – The government is announcing the first 20 Housing Zones outside London with the potential to deliver 34,000 homes and will continue to work with 8 other potential Housing Zones. In total these have potential to deliver up to 45,000 new homes.

2.55 Barking Riverside – The government continues to work with the Greater London Authority, London Borough of Barking and Dagenham and developers to unlock Barking Riverside, to support the construction of up to 11,000 homes. Transport for London will shortly launch the next public consultation on the proposed route of the railway extension.

2.56 Northstowe – The government intends to create a joint venture with a private sector partner to lead development on the Northstowe site. The government expects that three quarters of the homes started on the public-sector owned site by 2020 will be built under direct contract with the public sector, with the rest in that period delivered through serviced plots in line with the public sector's master-plan. (16)

2.57 Ebbsfleet – The government will shortly consult on a specification to deliver a master-plan at Ebbsfleet, and has asked the Ebbsfleet Urban Development Corporation to work with the government by the Spending Review on a prioritised list of infrastructure needs for Ebbsfleet.

2.58 Bicester – The government supports Bicester's ambitions to become a garden town, and will make capacity funding available to support its proposals. The government will also work with Bicester on helping to meet its infrastructure needs, including through the potential for recoverable government investment, subject to a business case. The government will provide capacity funding to Basingstoke and North Northants to support their proposals for development on garden town principles.

2.59 Public sector land housing target – The government has already sold enough surplus public sector land to build over 100,000 new homes. The government is committed to releasing land with capacity for up to 150,000 homes between 2015 and 2020. The government will look to set departmental contributions by the Spending Round.

2.60 Housing Finance Institute – The government will work with Keith House and Natalie Elphicke to implement a Housing Finance Institute, as recommended by their review, of the role of local authorities in housing supply, in conjunction with the Local Government Association and businesses.

2.61 Shared ownership – Following an earlier consultation, the Homes and Communities Agency will amend guidance and model leases to help streamline the sales process for shared ownership properties in outright ownership. The government will also launch a wider review into shared ownership.

2.62 Homeless families – The government will consider options to support long-term investment in private rented accommodation for homeless families.

International development

2.63 Antimicrobial resistance: Fleming Fund – The government recognises the growing global threat of antimicrobial resistance. In response to the initial recommendations of the O’Neill review, the government will work with the Wellcome Trust, the Bill and Melinda Gates Foundation, the Institut Pasteur International Network and other partners to launch a ‘Fleming Fund’ with a total of £195 million of overseas development aid over the next 5 years to build laboratory capacity and surveillance networks in developing countries to address the issue of antimicrobial resistance and infectious diseases which threaten us all.

Other spending measures

2.64 Counter-terrorism and security – The government will provide funding of £23.9 million in 2015-16 for measures to counter terrorism and improve protective security, including at the border. (35)

2.65 Guarantees income – As announced earlier this year, the government restated its long-standing guarantee to the British Coal Staff Superannuation Scheme. This will improve the sustainability of the scheme, providing guaranteed index-linked benefits for members. In accordance with this restated guarantee, £500 million of guarantor fund value will transfer to the Exchequer in 2015-16. (43).

Personal tax and welfare

Income Tax and National Insurance contributions

2.66 Income Tax personal allowance in 2016-17 and 2017-18 – The government will increase the Income Tax personal allowance to £10,800 in 2016-17 and £11,000 in 2017-18. In 2016-17 the basic rate limit will be £31,900 meaning that the higher rate threshold above which individuals pay income tax at 40% will be increased to £42,700. In 2017-18 the higher rate threshold will be £43,300. The National Insurance upper earnings and upper profits limits will increase to stay in line with the higher rate threshold. (Finance Bill 2015) (1)

2.67 Income Tax personal allowance in 2015-16 – As announced at Autumn Statement 2014, the government will increase the Income Tax personal allowance to £10,600 from April 2015. The basic rate limit will be £31,785 so the higher rate threshold above which individuals pay Income Tax at 40% will be increased to £42,385. The National Insurance upper earnings and upper profits limits will increase to stay in line with the higher rate threshold. The basic, higher and additional rates of Income Tax for 2015-16 will remain at their 2014-15 levels. (Finance Bill 2015) (a)

2.68 Income Tax: extending averaging period for farmers – The government will extend the period over which self-employed farmers can average their profits for Income Tax purposes from 2 years to 5 years. The government will engage with stakeholders later in the year on the detailed design and implementation of the extension. This measure will come into effect from April 2016 and will be legislated for in a future Finance Bill. (41)

2.69 Sporting testimonials – Following a recent call for evidence on Extra Statutory Concessions, the government will preserve the current tax treatment of payments made from sporting testimonials while it considers representations. No changes will be made before April 2016.

2.70 Blind person’s allowance, married couple’s allowance and income limit for 2015-16 – As announced at Autumn Statement 2014, the government will increase the blind person’s allowance, married couple’s allowance and the income limit by amounts equivalent to the Retail Prices Index (RPI) in 2015-16. (Finance Bill 2015)

2.71 Armed Forces Early Departure Scheme – As announced at Autumn Statement 2014, the government will legislate to ensure that lump sum payments made under the new Armed Forces Early Departure Payments Scheme are exempt from Income Tax and disregarded from Class 1 National Insurance contributions. This change will take effect from 1 April 2015, when the new scheme is introduced. (Finance Bill 2015)

2.72 Tax exemption for councillors' travel expenses – As announced at Autumn Statement 2014, legislation will be introduced to exempt from Income Tax travel expenses paid to councillors by their local authority. The exemption will be limited to the Approved Mileage Allowance Payment (AMAP) rates where it applies to mileage payments. There will be a corresponding disregard from Class 1 National Insurance contributions. These changes will have effect from 6 April 2015. (Finance Bill 2015)

2.73 Non domiciles: increasing the remittance basis charge – As announced at Autumn Statement 2014, legislation will be introduced in Finance Bill 2015 making changes to the charges paid by non-domiciled individuals resident in the UK who wish to claim the remittance basis of taxation. From April 2015, a new annual charge of £90,000 will be introduced for individuals who have been resident in the UK in at least 17 of the last 20 years, and the charge paid by individuals who have been resident in the UK in at least 12 of the last 14 years will increase from £50,000 to £60,000. (Finance Bill 2015) (u)

2.74 Class 2 National Insurance contributions (NICs) – As part of the planned reforms to tax administration, the government will abolish Class 2 NICs in the next Parliament and will reform Class 4 to introduce a new contributory benefit test. The government will consult on the detail and timing of these reforms later in 2015.

2.75 Venture capital schemes: changes to scheme rules – The government will, subject to and with effect from the date of state aid clearance:

- require that all investments are made with the intention to grow and develop a business
- require that all investors are 'independent' from the company at the time of the first share issue
- introduce new qualifying criteria to limit relief to companies where the first commercial sale took place within the previous 12 years; this rule will apply except where the total investment represents more than 50% of turnover averaged over the preceding 5 years
- cap the total investment a company may receive under the Enterprise Investment Scheme (EIS) and Venture Capital Trusts (VCT) at £15 million, or £20 million for companies that meet certain conditions demonstrating that they are 'knowledge intensive'
- increase the employee limit for knowledge intensive companies to 499 employees

The government will, with effect from 6 April 2015, remove the requirement that 70% of Seed Enterprise Investment Scheme (SEIS) money must be spent before EIS or VCT funding can be raised (Finance Bill 2015) (20)

2.76 Venture capital schemes: new industry forum – The government will launch a new industry forum on the operation and use of the venture capital schemes.

2.77 Venture capital schemes: renewable energy – As announced at Autumn Statement 2014, companies benefiting substantially from subsidies for the generation of renewable energy will be excluded from also benefiting from EIS, SEIS and VCTs with effect from 6 April 2015, with the exception of community energy generation undertaken by qualifying organisations which will in future become eligible for the Social Investment Tax Relief (SITR). The government will allow a transition period of 6 months following state aid clearance for the expansion of SITR before eligibility for EIS, SEIS and VCT is withdrawn. (Finance Bill 2015) (y)

2.78 Social investment – The government will set the rate of Income Tax relief for investment in Social Venture Capital Trusts (Social VCT) at 30%, subject to state aid clearance. Investors will pay no tax on dividends received from a Social VCT or capital gains tax on disposals of shares in Social VCTs. Social VCTs will have the same excluded activities as the SITR. The government will legislate for Social VCTs in a future Finance Bill. The government will change the regulatory status of SITR funds so that they can be promoted on the same basis as EIS funds. (Future Finance Bill) (m)

2.79 Employment Intermediaries: travel and subsistence (umbrella companies) – The government will consult on detailed proposals to restrict tax relief for travel and subsistence for workers engaged through an employment intermediary, such as an umbrella company or a personal service company, and under the supervision, direction and control of the end user. This follows a discussion paper published shortly after Autumn Statement 2014 on employment intermediaries and travel and subsistence relief. The changes will take effect from 6 April 2016 and will be legislated for in a future Finance Bill. The government wants employment intermediaries to provide workers with greater transparency on how they are employed and what they are being paid. The Department of Business, Innovation and Skills will consult on these proposals on transparency later this year. (26)

Savings and pensions

2.80 Help to Buy: ISA – The scheme will provide a government bonus to each person who has saved into a Help to Buy: ISA at the point they use their savings to purchase their first home. For every £200 a first time buyer saves, the government will provide a £50 bonus up to a maximum of £3,000 on £12,000 of savings. Further details are provided in the document “Help to Buy: ISA” which is published alongside the Budget. (3)

2.81 Annuities – The government will legislate from April 2016 to allow people who are already receiving income from an annuity to agree with their annuity provider to assign their annuity income to a third party in exchange for a lump sum or an alternative retirement product. (Future Finance Bill) (4)

2.82 Changes to the taxation of inherited annuities (where the policyholder died under 75) – From April 2015, beneficiaries of individuals who die under the age of 75 with a joint life or guaranteed term annuity will be able to receive any future payments from such policies tax free where no payments have been made to the beneficiary before 6 April 2015. The tax rules will also be changed to allow joint life annuities to be paid to any beneficiary. Where the individual was over 75, the beneficiary will pay the marginal rate of Income Tax. (Finance Bill 2015)

2.83 Extending ISA eligibility – The list of qualifying investments for ISAs will be extended to include listed bonds issued by a co-operative and community benefit society and small and medium sized enterprise (SME) securities (not just equities) admitted to trading on a recognised stock exchange from summer 2015. The government will explore further extending the list to include debt (as announced at Autumn Statement 2014) and equity securities offered via crowdfunding platforms and will consult in summer 2015 alongside a response to the consultation on how to include peer-to-peer loans.

2.84 A new Personal Savings Allowance – The government will introduce an allowance from 6 April 2016 to remove tax on up to £1,000 of savings income for basic rate taxpayers and up to £500 for higher rate taxpayers. Additional rate taxpayers will not receive an allowance. As part of these reforms, HM Revenue and Customs (HMRC) will introduce automated coding out of savings income that remains taxable through the Pay As You Earn system from 2017-18, with pilots starting in autumn 2015. (Future Finance Bill) (2)

2.85 Making ISAs more flexible – Individuals will be able to withdraw and replace money from their cash ISA in-year without it counting towards their annual ISA subscription limit, and the government will change the rules in autumn 2015 following technical consultation with ISA providers. (2)

2.86 Lifetime Allowance for pension contributions – The government will reduce the Lifetime Allowance for pension contributions from £1.25 million to £1 million from 6 April 2016. Transitional protection for pension rights already over £1m will be introduced alongside this reduction to ensure the change is not retrospective. The Lifetime Allowance will be indexed annually in line with CPI from 6 April 2018. (Future Finance Bill) (7)

2.87 65+ bond extension – The extension of the availability of 65+ bonds through National Savings and Investments (NS&I) until 15 May 2015 is estimated to generate £3.2 billion of additional sales. (5)

2.88 Accessing guidance and key information about pension benefits – Additional funding of £19.5 million in 2015-16 will be provided to support the new pension freedoms and the new pensions guidance service, Pension Wise. This funding will extend the availability of state pension statement and pension tracing services. It will also provide for extra delivery capacity for Pension Wise: the government has put plans in place in case there is a need to draw on Department for Work and Pensions resources to help manage any initial spike in demand for the service. (6)

2.89 Bad debt relief on investments made through the Peer-to-Peer (P2P) lending industry – As previously announced at Autumn Statement 2014, the government will introduce a new relief to allow individuals lending through P2P to offset any losses from loans which go bad against other P2P income. It will be effective from April 2016 and through self assessment will allow individuals to make a claim for relief on losses incurred from April 2015. (Future Finance Bill) (n)

2.90 Premium Bond investment limit – The planned increase to the NS&I Premium Bond investment limit to £50,000 will take place on 1 June 2015, providing further support for savers.

Inheritance tax

2.91 Deeds of variation – The government will review the use of deeds of variation for tax purposes.

2.92 Inheritance Tax changes to support the new digital service – As announced at Autumn Statement 2014, the government will make minor changes to legislation dealing with interest to support the introduction of the new Inheritance Tax (IHT) digital service announced in Autumn Statement 2013. (Future Finance Bill)

2.93 Inheritance Tax exemption for medals and other awards – As announced at Autumn Statement 2014, the government will extend the existing IHT exemption for medals and other decorations that are awarded for valour or gallantry. From 3 December 2014 it will apply to all decorations and medals awarded to the armed services or emergency services personnel, and to awards made by the Crown for achievements and service in public life. (Finance Bill 2015)

2.94 Inheritance Tax exemption for emergency services personnel and humanitarian aid workers – As announced at Autumn Statement 2014, the government will extend the existing IHT exemption for members of the armed forces whose death is caused or hastened by injury while on active service to members of the emergency services and humanitarian aid workers responding to emergency circumstances. It will have effect for deaths on or after 19 March 2014. (Finance Bill 2015)

2.95 Inheritance Tax and trusts – As announced at Autumn Statement 2014, the government will not introduce a single settlement nil-rate band. The government will introduce

new rules to target avoidance through the use of multiple trusts. It will also simplify the calculation of trust rules. (Future Finance Bill)

Capital Gains Tax

2.96 Capital Gains Tax entrepreneurs' relief: contrived structures – The government will deny entrepreneurs' relief (ER) on the disposal of shares in a company that is not a trading company in its own right. The government will also prevent individuals from claiming ER on the disposal of personal assets used in a business carried on by a company or a partnership, unless they are disposed of in connection with a disposal of at least a 5% shareholding in the company, or a 5% share in the partnership assets. This affects disposals on or after 18 March 2015. (Finance Bill 2015) (29)

2.97 Capital Gains Tax entrepreneurs' relief: academics – The government will review the ER treatment of academics who dispose of shares in spin out companies that use intellectual property to which they have contributed. (Future Finance Bill)

2.98 Capital Gains Tax entrepreneurs' relief: restricting unfair tax advantages on incorporation – As announced at Autumn Statement 2014, the government has prevented individuals from claiming ER on disposals of the reputation and customer relationships associated with a business ('goodwill') when they transfer the business to a related close company. This affects transfers on or after 3 December 2014. (Finance Bill 2015)

2.99 Capital Gains Tax entrepreneurs' relief: deferral – As announced at Autumn Statement 2014, the government has allowed gains which are eligible for ER, but which are instead deferred into investments which qualify for the EIS or SISR, to remain eligible for ER when the gain is realised. This benefits qualifying gains on disposals that would be eligible for ER on or after 3 December 2014 that are deferred into EIS and SISR. (Finance Bill 2015) (l)

2.100 Capital Gains Tax for non-UK residents disposing of UK residential property – Following consultation the government has confirmed that from 6 April 2015 non-UK resident individuals, trusts, personal representatives and narrowly controlled companies will be subject to Capital Gains Tax (CGT) on gains accruing on the disposal of UK residential property on or after that date. Non-resident individuals will be subject to tax at the same rates as UK taxpayers (28% or 18% on gains above the annual exempt amount). Non-resident companies will be subject to tax at the same rates as UK corporates (20%) and will have access to an indexation allowance. Full details were set out in the response document 'Implementing a capital gains tax charge on non-residents – summary of responses', published on 27 November 2014. (Finance Bill 2015) (bj)

2.101 Capital Gains Tax: private residence relief (PRR) on properties located in other jurisdictions – The government will restrict access to PRR in circumstances where a property is located in a jurisdiction in which a taxpayer is not tax resident. In those circumstances, the property will only be capable of being regarded as the person's only or main residence for PRR purposes for a tax year where the person meets a 90-day test for time spent in the property over the year. (Finance Bill 2015) (bj)

2.102 Capital Gains Tax: Annual Tax on Enveloped Dwellings (ATED) – As announced at Budget 2014, the government will extend the related CGT charge on disposals of properties liable to ATED with effect from 6 April 2015 to residential properties worth over £1 million and up to £2 million and with effect from 6 April 2016 to residential properties worth over £500,000 and up to £1 million. (Finance Bill 2015)

2.103 Capital Gains Tax: wasting assets – The government will clarify that the CGT exemption for wasting assets only applies if the person selling the asset has used it in their own business. These changes have effect from 1 April 2015 for Corporation Tax on chargeable gains, and 6 April 2015 for CGT. (Finance Bill 2015)

Charities

2.104 Gift Aid Small Donations Scheme (GASDS) – Secondary legislation will be introduced to increase the maximum annual donation amount which can be claimed through the GASDS to £8,000, allowing charities and Community Amateur Sports Clubs to claim Gift Aid style top-up payments of up to £2,000 a year, with effect from April 2016.

2.105 Subsidised fundraising training – The Office for Civil Society will take forward the procurement of a partner to deliver subsidised fundraising training to small charities in 2015-16.

2.106 Gift Aid digital – As announced at Autumn Statement 2014, the government will legislate to allow regulations to be made to give intermediaries a greater role in administering Gift Aid. (Finance Bill 2015)

2.107 Charitable status of certain bodies – Legislation will be introduced in Finance Bill 2015 to ensure that the Commonwealth War Graves Commission and Imperial War Graves Endowment Fund trustees continue to be treated as charities for tax purposes.

2.108 Charity Authorised Investment Funds – The government is working with the Financial Conduct Authority (FCA), the Charity Investors' Group and the Charity Commission to introduce a new Charity Authorised Investment Fund structure that will bring new investment funds established for charitable purposes under FCA regulation, ensuring they receive the same regulatory oversight and protections as funds for retail investors.

2.109 Help for hospices – As announced at Autumn Statement 2014, hospice charities will be eligible for VAT refunds from 1 April 2015 and this will be legislated for in Finance Bill 2015. (o)

2.110 VAT refunds for search and rescue charities – The government announced at Autumn Statement 2014 that search and rescue, and air ambulance charities will be eligible for VAT refunds. This will be legislated for in Finance Bill 2015 and will take effect from 1 April 2015. (o)

2.111 Blood bikes – From 1 April 2015, blood bike charities will be included in the VAT refunds scheme, along with search and rescue, and air ambulance charities as previously announced at Autumn Statement 2014. (Finance Bill 2015)

2.112 Rapid response vehicles – The government will provide a grant to support charities providing rapid response vehicles for medical purposes.

2.113 The use of LIBOR fines – The government has committed £75 million of LIBOR fines over the next 5 years to support military charities and other good causes, including:

- Burma Star Association: £250,000 to help support the remaining veterans from the Burma campaign
- Veterans Specialist Mobility Fund: £3 million over 5 years to the Royal British Legion to support members of the Armed Forces across the UK with mobility injuries
- Chavasse Report implementation: £2 million to pilot the implementation of the recommendations in the Chavasse Report for a network of NHS hospital based rehabilitation services for veterans and reservists
- £25 million healthcare fund for aged veterans: A new £25 million fund, delivered through the Armed Forces Covenant Fund, specifically targeted for support to older veterans, including nuclear test veterans, to improve healthcare and awareness of medical issues as they get older
- Afghanistan Regiments: £10 million allocated to armed forces charities on the basis of need arising from the Afghanistan campaign

- RAF Biggin Hill Chapel Memorial: £1 million to ensure the chapel is maintained for future generations
- Stow Maries Aerodrome: £1.5 million to secure the restoration of the UK's only intact World War One aerodrome in the country and the base of the first Royal Flying Corps Squadron
- World War One commemoration: £5 million to fund a number of further World War One commemorations including the Battle of Jutland, the Gallipoli Campaign and the Battle of the Somme
- RAF Museum Hendon: £2.5 million to help secure the country's primary national Air Force and flight museum
- Afghanistan Memorial: £500,000 to match public donations for the new Iraq and Afghanistan war memorial planned for central London
- Air Ambulance Package: £10 million to support a number of Air Ambulances nationally
- Skill Force: £185,000 to extend the funding of Skill Force for a further year to provide a link between ex-service personnel and disadvantaged school children
- 65 Degrees North: £100,000 to support 65 Degrees North to record the world's first unsupported crossing of the Greenland icecap by an armed force's veteran amputee
- SIA Charities: £1 million to the 3 benevolent charities which support the work of the Intelligence Agencies
- Project ADVANCE Plus: £5 million over the next 5 years for research into the psychological impact of battlefield injuries and severe battlefield trauma
- Mental Health Wiltshire: £3.5 million to provide a dedicated support pathway, work and accommodation for veterans in Wiltshire
- Bristol Aerospace Centre: £2 million to create a new museum to commemorate the UK's flying heritage at Filton in Bristol
- Agincourt 600: £1 million to support the commemoration of the 600th anniversary of the Battle of Agincourt
- Rothiemurchus Lodge: £250,000 to renovate this community, regular and ex-regular member of the armed forces accommodation and activity centre
- VE Day: up to £2 million to support the 70th anniversary commemoration of VE Day
- Waterloo 200: £1 million to support the commemoration of the 200th anniversary of the Battle of Waterloo

Welfare

2.114 Tax-Free Childcare – The government has doubled the maximum amount that parents of disabled children will be able to receive to help to pay for their childcare costs, from £2,000 to £4,000 per disabled child per year.

2.115 DWP fraud and error: use of Real Time Information – The government will invest £15 million from 2015-16 to 2017-18 in the greater use of Real Time Information to reduce fraud and error in Pension Credit and Housing Benefit.

2.116 EEA nationals' access to Universal Credit – From 2015, the government will restrict access to Universal Credit for EEA migrants who are out of work.

2.117 Universal Credit waiting days updated delivery schedule – The government plans to implement 7 waiting days for Universal Credit in July 2015.

2.118 IT challenge fund – The Government Equalities Office IT challenge fund will be extended for 1 year in 2015-16. This additional funding of £1.1 million will support women to take their business online and take advantage of superfast broadband.

2.119 Taxation of the Bereavement Support Payment (BSP) – The Pensions Act 2014 legislated for the new BSP. The BSP will replace the 3 current benefits paid in respect of bereavement from April 2017 and, as announced at Autumn Statement 2014, will be exempt from Income Tax. (Finance Bill 2015) (al)

2.120 Access to benefits – Autumn Statement 2014 announced measures to close down vulnerable gateways in the tax credit system to self-employed claimants. From 6 April 2015 a new test will require those Working Tax Credits (WTC) claimants relying on self-employment to meet the entitlement conditions to be undertaking an activity which is commercial and profitable, or working towards profitability. This test will apply to the working hours required to qualify for WTC as a self-employed claimant. The new requirement for the same claimants to register their self-employment for self assessment purposes and provide a Unique Tax Reference number will begin from the following April. Throughout the 2015-16 tax year HMRC will be encouraging claimants to take the necessary action to meet this new requirement from 6 April 2016. (aq)

Corporate tax

2.121 Corporation Tax: orchestra tax relief – The government will provide tax relief to orchestras at a rate of 25% on qualifying expenditure from 1 April 2016. The government has consulted on the design of the relief and a summary of responses will be published shortly. (Future Finance Bill) (17)

2.122 Corporation Tax: film tax relief – The government will increase the rate of film tax relief to 25% for all qualifying expenditure, subject to state aid clearance, from 1 April 2015. (Finance Bill 2015) (17)

2.123 Corporation Tax: high-end television tax relief – The government will modernise the cultural test for high-end television tax relief and will reduce the minimum UK expenditure requirement for all television tax reliefs from 25% to 10% from 1 April 2015. (Finance Bill 2015) (17)

2.124 Corporation Tax: children's television tax relief – As announced at Autumn Statement 2014, the government will introduce a new tax relief for the production of children's television programmes from 1 April 2015. This will include programmes which are game shows or competitions. (Finance Bill 2015)

2.125 Corporation Tax: restricting relief for goodwill – As announced at Autumn Statement 2014, the government will restrict the Corporation Tax relief a company may obtain for the acquisition of the reputation and customer relationships associated with a business ('goodwill'), including customer information, when the business is acquired from a related individual or partnership. This will affect acquisitions on or after 3 December 2014. (Finance Bill 2015)

2.126 Research & Development (R&D) tax credits: rates – As announced at Autumn Statement 2014, the government will increase the rate of the above the line credit from 10% to 11% and will increase the rate of the SME scheme from 225% to 230%, from 1 April 2015. (Finance Bill 2015) (j)

2.127 R&D tax credits: qualifying expenditure – As announced at Autumn Statement 2014, the government will restrict qualifying expenditure for R&D tax credits so that the costs of

materials incorporated in products that are sold are not eligible, with effect from 1 April 2015. (Finance Bill 2015) (k)

2.128 R&D tax credits: access – Following a consultation on improving access to R&D tax credits for smaller companies, the government will introduce voluntary advanced assurances lasting 3 years for smaller businesses making a first claim from autumn 2015 and reduce the time taken to process a claim from 2016. The government will produce new standalone guidance aimed specifically at smaller companies, backed by a 2-year publicity strategy to raise awareness of R&D tax credits. HMRC will publish a document in the summer setting out a roadmap for further improvements to the scheme over the next 2 years.

2.129 Consortium link company rule – As announced at Autumn Statement 2014, the government has, with effect from 10 December 2014, removed all requirements relating to the location of the ‘link company’ for consortium claims to group relief at section 133 Corporation Tax Act 2010 (CTA 2010). This measure makes the tax system simpler by removing differences in treatment of link companies based in the UK and other jurisdictions. (Finance Bill 2015)

2.130 Withholding tax exemption for private placements – As announced at Autumn Statement 2014, the government will provide for a new exemption from withholding tax on interest on qualifying private placements (a type of unlisted debt) to help unlock new finance for businesses and infrastructure projects. (Finance Bill 2015)

2.131 Bank Levy rate increase – The government will increase the rate of the Bank Levy from 0.156% to 0.21% from 1 April 2015. (Finance Bill 2015) (23)

2.132 Tax treatment of banks’ compensation payments – The government will make banks’ customer compensation expenses non-deductible for Corporation Tax purposes. The government will consult on the detailed design of this change, with the aim of legislating in a future Finance Bill. (24)

2.133 Diverted Profits Tax – As announced at Autumn Statement 2014, legislation will be introduced in Finance Bill 2015 for a new tax on diverted profits from 1 April 2015. Following consultation, the legislation has been revised to narrow the notification requirement. There have also been changes to clarify rules for giving credit for tax paid, the operation of the conditions under which a charge can arise, specific exclusions and the application of the Diverted Profits Tax to companies subject to the oil and gas regime. (Finance Bill 2015) (p)

2.134 Country-by-country reporting – The government will introduce legislation that gives the UK the power to implement the Organisation for Economic Co-operation and Development (OECD) model for country-by-country reporting. The new rules will require multinational enterprises to provide high level information to HMRC on their global allocation of profits and taxes paid, as well as indicators of economic activity in a country. (Finance Bill 2015) (r)

2.135 Flood defence relief – As announced at Autumn Statement 2014, the government will legislate to ensure that from 1 January 2015 business contributions to Flood and Coastal Erosion Risk Management (FCERM) projects are tax deductible expenditure for Corporation Tax and Income Tax purposes. (Finance Bill 2015)

2.136 Corporation Tax rate – The government will legislate to set the rate of Corporation Tax at 20% for the financial year beginning on 1 April 2016. (Finance Bill 2015) (br)

2.137 Repeal of the late paid interest rules – As part of the review of the legislation on corporate debt announced at Budget 2013, the government will repeal rules concerning loans made to UK companies by a connected company in a non-qualifying territory. (Finance Bill 2015)

2.138 Bank loss relief restriction – As announced at Autumn Statement 2014, the government will restrict the amount of banks’ annual profit that can be offset by carried-

forward losses to 50% from 1 April 2015. Following a period of consultation, the government will be making a change to the measure's targeted anti-avoidance rule and introducing a £25 million allowance for affected building societies. (Finance Bill 2015) (t)

Oil and gas taxes

2.139 Ring Fence Expenditure Supplement (RFES) – As announced at Autumn Statement 2014, the government will extend the RFES from 6 to 10 accounting periods for all ring fence oil and gas losses and qualifying pre-commencement expenditure incurred on or after 5 December 2013. (Finance Bill 2015)

2.140 High pressure, high temperature cluster area allowance – As announced at Autumn Statement 2014, the government will introduce an allowance to support the development of high pressure, high temperature projects and encourage exploration and appraisal activity in the surrounding area or 'cluster'. The allowance will exempt a portion of a company's profits from the Supplementary Charge. The amount of profit exempt will equal 62.5% of the qualifying capital expenditure a company incurs in relation to a cluster from 3 December 2014 onwards. (Finance Bill 2015)

2.141 UK Continental Shelf Investment Allowance – The government will introduce a basin-wide allowance to support investment on the UK Continental Shelf, replacing the existing offshore field allowances and simplifying the existing regime. The allowance will exempt a portion of a company's profits from the Supplementary Charge. The amount of profit exempt will equal 62.5% of the investment expenditure a company incurs in relation to a field from 1 April 2015 onwards. (Finance Bill 2015) (11)

2.142 Reduction to Supplementary Charge – Further to the 2 percentage point cut in the Supplementary Charge announced at Autumn Statement 2014, the government will reduce the rate of the Supplementary Charge from 30% to 20% with effect from 1 January 2015. (Finance Bill 2015) (11)

2.143 Petroleum Revenue Tax (PRT) – The government will reduce the rate of PRT from 50% to 35%, taking effect for chargeable periods ending after 31 December 2015. (Finance Bill 2015) (12)

2.144 Wood Review – Budget 2014 tasked the interim Oil and Gas Authority (OGA) to review how best to encourage exploration and reduce decommissioning costs. In response government will:

- provide the new OGA with the mandate to scrutinise companies' decommissioning plans to ensure these are cost-effective and timely
- as announced at Autumn Statement 2014, provide £20 million support in 2015-16 for seismic and other geoscience surveys, to catalyse exploration and appraisal in underexplored regions of the UKCS (13)

Indirect taxes

2.145 Alcohol Duty rates – From 23 March 2015, the duty rates on general beer, spirits and lower strength cider will be reduced by 2%. The duty rate on low strength beer will be reduced by 6% and the total duty rate on high strength beer will be reduced by 0.75%. The duty rate on high strength still cider will be reduced by 1.3% and the duty rates on wine below 22% abv and high strength sparkling cider will be frozen. (Finance Bill 2015) (9,10)

2.146 Alcohol fraud – As announced at Autumn Statement 2013, the government will introduce a registration scheme for alcohol wholesalers that will take effect from October 2015. (Finance Bill 2015) (bk)

2.147 Tobacco Duty rates – As announced at Budget 2014, duty rates on tobacco products will increase by 2% above RPI. These changes will come into effect from 6pm on 18 March 2015. (Finance Bill 2015)

2.148 Tobacco levy – The government will continue the consultation on whether to introduce a tobacco levy through informal consultation with stakeholders.

2.149 Anti-illicit tobacco package – The government will introduce a package of measures to tackle the illicit tobacco trade, including:

- establishing a cross-government ministerial group to oversee future evolution of the anti-illicit tobacco strategy
- introducing a registration scheme for users and dealers in raw tobacco with a technical consultation on the design and scope of the scheme (Future Finance Bill) (30)
- an informal targeted consultation with other departments, law enforcement agencies, legitimate business and health groups on sanctions
- HMRC will commission academic research to provide evidence to galvanise action on the international stage

2.150 Tobacco anti-forestalling restrictions – The government will be introducing measures to tighten tobacco anti-forestalling rules and apply penalties for non-compliance, in order to prevent tax avoidance. The measures will apply to forestalling behaviour ahead of Budget 2016 and beyond. (Finance Bill 2015)

2.151 Gaming Duty bands – The government will increase Gaming Duty bands in line with RPI for accounting periods starting on or after 1 April 2015 (Finance Bill 2015).

2.152 Horserace Betting Right – The government will bring forward legislative proposals to replace the 1963 Horserace Betting Levy with a new Horserace Betting Right. The new authorisation scheme will apply to all bookmakers, wherever located, who take bets from British customers on British racing and will be administered directly by the racing industry.

2.153 Deductible VAT relating to foreign branches – The government will no longer allow businesses to take account of foreign branches when calculating how much VAT on overhead costs they can reclaim in the United Kingdom. This measure will affect partly exempt businesses and they will have to implement the change from the beginning of their next partial exemption tax year falling on or after 1 August 2015. (27)

2.154 Revalorisation of the VAT registration and deregistration thresholds – From 1 April 2015 the VAT registration threshold will be increased from £81,000 to £82,000 and the deregistration threshold from £79,000 to £80,000.

2.155 VAT and transport agency – Finance Bill 2015 will legislate to ensure that the organisation to replace the Highways Agency will be eligible for VAT refunds from 1 April 2015. (Finance Bill 2015)

2.156 VAT refunds for shared services – Non-departmental public bodies will be included in the VAT refunds scheme from 1 April 2015. (Future Finance Bill)

Transport taxes

2.157 Rural fuel rebate scheme extension – The Council of the European Union has fully approved the government's application to extend the rural fuel duty rebate scheme to 17 areas of the UK mainland. The scheme will be implemented on 1 April 2015 and will enable retailers in eligible areas to register for a 5 pence per litre fuel duty discount.

2.158 Fuel Duty – The government will cancel the RPI inflation Fuel Duty increase of 0.54 pence per litre scheduled for 1 September 2015. (8)

2.159 Fuel Duty incentives for aqua methanol – As announced at Autumn Statement 2014, from 1 April 2015 the government will apply a reduced rate of Fuel Duty to aqua methanol. The rate will be set at 7.90 pence per litre. The government will review the impact of this incentive at Autumn Statement 2016. (Finance Bill 2015)

2.160 Company Car Tax rates for 2019-20 – The appropriate percentage of list price subject to tax will increase by 3 percentage points for cars emitting more than 75 grams of carbon dioxide per kilometre (gCO_2/km), to a maximum of 37%, in 2019-20. There will be a 3 percentage point differential between the 0-50 and 51-75 gCO_2/km bands and between the 51-75 and 76-94 gCO_2/km bands. (Future Finance Bill) (37)

2.161 Company Car Tax rates for 2017-18 and 2018-19 – As announced at Budget 2014, the appropriate percentage of list price subject to tax will increase by 2 percentage points for cars emitting more than 75 gCO_2/km , to a maximum of 37%, in both 2017-18 and 2018-19. In 2017-18 there will be a 4 percentage point differential between the 0-50 and 51-75 gCO_2/km bands and between the 51-75 and 76-94 gCO_2/km bands. In 2018-19 this differential will reduce to 3 percentage points. (Finance Bill 2015) (bb)

2.162 Fuel Benefit Charge – From 6 April 2016 the Fuel Benefit Charge multiplier for both cars and vans will increase by RPI.

2.163 Van Benefit Charge – From 6 April 2016 the main Van Benefit Charge (VBC) will increase by RPI. As announced at Budget 2014, the government will extend VBC support for zero emission vans to 5 April 2020 on a tapered basis. (Finance Bill 2015)

2.164 Vehicle Excise Duty rates and bands – From 1 April 2015 Vehicle Excise Duty (VED) rates for cars, vans, motorcycles and motorcycle trade licences will increase by RPI. (Finance Bill 2015)

2.165 Vehicle Excise Duty classic vehicle exemption – As announced at Budget 2014, from 1 April 2016 a vehicle manufactured before 1 January 1976 will be exempt from paying VED. (Finance Bill 2015)

2.166 Heavy Goods Vehicles VED and Road User Levy rates and bands – From 1 April 2015 Heavy Goods Vehicles VED and Road User Levy rates will be frozen for one year. (38)

2.167 Enhanced Capital Allowance for zero emission goods vehicles – As announced at Budget 2014, the government will extend the Enhanced Capital Allowance for zero emission goods vehicles to 31 March 2018. (Finance Bill 2015)

2.168 Air Passenger Duty child exemption – As announced at Autumn Statement 2014, the government will introduce an exemption from reduced rates of Air Passenger Duty (APD) from 1 May 2015 for children under 12 and from 1 March 2016 for children under 16. (Finance Bill 2015) (c)

2.169 APD rates for 2016-17 – APD rates will increase by RPI from 1 April 2016. (Finance Bill 2016)

Environment and energy taxes

2.170 Aggregates Levy rate – the Aggregates Levy rate will remain at £2 per tonne in 2015-16. (39)

2.171 Aggregates Levy credits in Northern Ireland – As announced at Autumn Statement 2014, the government will introduce an 80% levy credit for aggregate commercially exploited in Northern Ireland between 1 April 2004 and 30 November 2010 following its importation from another EU Member State. (Finance Bill 2015)

2.172 Landfill Tax rates – The standard and lower rates of Landfill Tax will increase in line with RPI, rounded to the nearest 5 pence, from April 2016. Additionally, the loss on ignition testing regime announced at Autumn Statement 2014 will be introduced from 1 April 2015. (Finance Bill 2015) (bc)

2.173 Landfill Communities Fund value – The value of the Landfill Communities Fund (LCF) for 2015-16 will be set at £59.4m, with the cap on contributions by landfill operators amended to 5.7%. The value of the LCF reflects devolution of Landfill Tax to Scotland from 1 April 2015 and the ongoing high levels of unspent LCF funds. The saving from the LCF will be used to fund a one-off £4.2m increase in Environment Agency funding to address waste crime. (bc)

2.174 Landfill Communities Fund reform – The government is consulting on a package of measures to reform the LCF, developed by a government-sector working group. The package will accelerate the spending of funds on community projects, reduce administrative costs and simplify administrative processes. (bc)

2.175 Enhanced Capital Allowances: energy-saving and water-efficient technologies – The list of designated energy-saving and water-efficient technologies qualifying for an Enhanced Capital Allowance will be updated during summer 2015, subject to state aid approval. (40)

2.176 Landlord's Energy Saving Allowance – The Landlord's Energy Saving Allowance will no longer be available beyond 31 March 2015 for corporate landlords and 5 April 2015 for unincorporated landlords of let residential properties, as scheduled.

2.177 Climate Change Levy main rates – Climate Change Levy main rates will increase in line with RPI from 1 April 2016. (Finance Bill 2015)

2.178 Carbon Price Support rates – Carbon Price Support (CPS) rates for 2017-18 will remain at £18/tCO₂, in line with the £18/tCO₂ cap on the CPS rate from 2016-17 to 2019-20 announced at Budget 2014. The CPF trajectory will remain unchanged.

2.179 Carbon price floor: excluding combined heat and power – As confirmed at Autumn Statement 2014, from 1 April 2015 the government will exclude from the carbon price support rates, fossil fuels that are used by combined heat and power plants to generate good quality electricity that is self-supplied or supplied under exemption from the requirement to hold a supplier licence. (Finance Bill 2015)

2.180 Coalition commitment to increase the proportion of revenue from environmental taxes – Measures announced at this Budget will result in the proportion of revenue from environmental taxes having increased from 0.4% to 0.7% over this Parliament, in accordance with the coalition commitment.

Property tax

2.181 Business Rates: long term review – As announced at Autumn Statement 2014, the government will conduct a review of Business Rates to report by Budget 2016. The terms of reference for this review were published on 16 March 2015.

2.182 Business Rates: local newspapers – The government will consult on whether to introduce a Business Rates relief for local newspapers in England.

2.183 Stamp Duty Land Tax: treatment of shared ownership properties – As announced at Autumn Statement 2014, the government will extend the Stamp Duty Land Tax (SDLT) multiple dwellings relief to include superior interests in residential property, such as shared ownership. This will apply where the transaction is part of a lease and leaseback arrangement, if acquired from a qualifying body such as a housing association. The change will take effect from the date on which Finance Bill 2015 receives Royal Assent. (Finance Bill 2015)

2.184 Stamp Duty Land Tax: application to certain authorised property funds – As announced at Autumn Statement 2014, the government intends to introduce a seeding relief for Property Authorised Investment Funds (PAIFs) and Co-ownership Authorised Contractual Schemes (CoACSs) and intends to make changes to the SDLT treatment of CoACSs investing in property so that SDLT does not arise on the transactions in units, subject to the resolution of potential avoidance issues. (Future Finance Bill) (42)

2.185 Stamp Duty Land Tax: alternative property finance reliefs – As announced at Autumn Statement 2014, the government will change the definition of a ‘financial institution’ for the purposes of the SDLT alternative property finance reliefs to include all persons authorised to provide Home Purchase Plans. The change will take effect from the date on which Finance Bill 2015 receives Royal Assent. (Finance Bill 2015)

2.186 Annual Tax on Enveloped Dwellings – As announced at Autumn Statement 2014, the government will increase the annual charges of the Annual Tax on Enveloped Dwellings (ATED) by 50% above inflation for residential properties worth more than £2 million for the chargeable period 1 April 2015 to 31 March 2016. (Finance Bill 2015)

Tax simplification

2.187 Making tax easier: the end of the tax return – The government will transform the tax system over the next Parliament by introducing digital tax accounts to remove the need for individuals and small businesses to do annual tax returns. Further details on the policy and administrative changes needed to deliver this will be published later in 2015.

2.188 Making tax easier: new payments process – The government will consult over the summer on a new payment process to enable tax and NICs to be collected through digital accounts, instead of self assessment. (Future Finance Bill)

2.189 Office of Tax Simplification (OTS) review of employment status – The government welcomes the publication of the OTS’s significant report on employment status and will respond to the recommendations made in the next parliament.

2.190 Simplification of employee benefits and expenses – As announced at Autumn Statement 2014, the government will simplify the administration of employee benefits and expenses. From April 2015 the government will provide a statutory exemption for trivial benefits in kind costing less than £50. Following technical consultation, an annual cap of £300 will also be introduced for office holders of close companies and employees who are family members of those office holders. From April 2016, the government will remove the £8,500 threshold below which employees do not pay Income Tax on certain benefits in kind and replace it with new exemptions for carers and for ministers of religion. It will also exempt certain reimbursed expenses and introduce a statutory framework for voluntary payrolling. The new exemption for reimbursed expenses will not be available if used in conjunction with salary sacrifice. (Finance Bill 2015) (aa)

2.191 Simplified expenses: legislative amendments – The government will amend the simplified expenses regime introduced in Finance Act 2013 to ensure that partnerships can fully access the provisions in respect of the use of a home and where business premises are also a home. (Future Finance Bill)

2.192 Government response to the OTS review of tax penalties – In response to the OTS review of tax penalties, the government is consulting about changing the way in which penalties are applied. The current consultation will close on 11 May 2015.

2.193 Review of loan relationships and derivative contracts legislation – Following the review announced at Budget 2013, the government will make wide-ranging changes to update, simplify and rationalise the legislation on corporate debt and derivative contracts. These will include a clearer and stronger link between commercial accounting profits and taxation, basing taxable amounts on items of accounting profit or loss. It will also include introduction of a new relief for companies in financial distress and new rules to protect the regime against tax avoidance. (Future Finance Bill)

2.194 OTS review of partnerships: publication of final report – The government welcomes the final report of the OTS review of partnerships. The government will consider or take forward over 70% of its recommendations and has already completed work on many of these.

2.195 Simplifying the ATED administrative burden – As announced at Autumn Statement 2014, the government will introduce changes to the filing obligations and information requirements with respect to properties within the ATED that are eligible for a relief. These changes will take effect from 1 April 2015. (Finance Bill 2015)

Tax avoidance and evasion

Tax evasion and fraud

2.196 Laying of regulations to implement the Automatic Exchange of Information Agreements – The government will lay the regulations to implement the UK's Automatic Exchange of Information Agreements and adopt the updated EU Directive on Administrative Co-operation shortly after Budget 2015.

2.197 Common Reporting Standard: new disclosure facility – In advance of the receipt of data under the Common Reporting Standard in 2017, the government will offer a new time limited disclosure facility from 2016 to mid-2017 on less generous terms than existing facilities. (25)

2.198 Closing the Liechtenstein Disclosure Facility early – In advance of a new disclosure opportunity, the existing Liechtenstein Disclosure Facility will close at the end of 2015, instead of April 2016.

2.199 Closing the Crown Dependencies Disclosure Facilities early – In advance of a new disclosure opportunity, the existing Crown Dependencies Disclosure Facilities will close at the end of 2015, instead of September 2016. (25)

2.200 Financial Intermediaries notifying their customers in advance of receipt of data under the Common Reporting Standard – The government will take a power in legislation under which financial intermediaries can be required to notify their UK resident customers with UK or overseas accounts, to inform them about the Common Reporting Standard, the penalties for evasion and the opportunities to disclose.

2.201 Maximising the yield from the Common Reporting Standard – The government will invest £4 million in data analytics resource to maximise the yield from the Common Reporting Standard data. (25)

2.202 Implementing the previously announced civil penalty regime – As announced at Autumn Statement 2014, the 2015 Finance Bill will include legislation on enhanced civil penalties for offshore tax evasion.

Marketed avoidance schemes

2.203 Serial avoiders – The government will introduce legislation for tougher measures for those who persistently enter into tax avoidance schemes which fail (serial avoiders), including a special reporting requirement and a surcharge on those whose latest tax return is inaccurate as a result of a further failed avoidance scheme. The government will also look to restrict access to reliefs for the minority who have a record of trying to abuse them through avoidance schemes that don't work and intends to develop further measures to name those who continue to use schemes that fail. Legislation will be introduced in due course that will widen the current scope of the Promoters of Tax Avoidance Schemes regime by bringing in promoters whose schemes regularly fail. (Future Finance Bill)

2.204 Promoters of tax avoidance schemes – The government will introduce legislation that will enable HMRC to issue Conduct Notices to a broader range of connected persons under the Promoters of Tax Avoidance Schemes regime. We will also legislate to ensure that the 3 year time limit for issuing Conduct Notices to promoters who have failed to disclose avoidance schemes to HMRC applies from the date when a failure is established. (Finance Bill 2015)

2.205 General Anti-Abuse Rule penalties – The government will introduce legislation, in a later Finance Bill, that will increase the deterrent effect of the General Anti-Abuse Rule (GAAR), by introducing a specific, tax-geared penalty that applies to cases tackled by the GAAR. (Future Finance Bill)

2.206 Accelerated Payments additional cases – HMRC has continued to review cases after the Accelerated Payments legislation took effect and Budget 2015 announces that HMRC will be issuing an additional 21,000 Accelerated Payment Notices over and above the original estimated number. (31)

2.207 Improvements to the Disclosure of Tax Avoidance Schemes (DOTAS) regime – The government will introduce legislation that will ensure that DOTAS remains an effective information tool. This will include measures to:

- require employers to notify employees of their involvement in avoidance schemes relating to their employment and to provide details of those employees to HMRC (Finance Bill 2015)
- provide HMRC with a power to identify users of undisclosed avoidance schemes (Finance Bill 2015)
- increase the penalty for users who do not comply with their DOTAS reporting requirements (Finance Bill 2015)
- introduce protection for those wishing to voluntarily provide information to HMRC about potential failures to comply with DOTAS (Finance Bill 2015)
- require promoters of tax avoidance schemes to notify HMRC of any relevant changes to a disclosed scheme (Finance Bill 2015)
- enable HMRC to publish information about promoters and schemes (Finance Bill 2015)

- strengthen the descriptions of schemes which must be disclosed and to expand the coverage of Inheritance Tax (IHT), to include schemes seeking to avoid IHT charges during a person's lifetime and following death. (ab)

Business tax

2.208 Accelerated Payments group relief – As announced at Autumn Statement 2014, the government will introduce legislation to ensure that the Accelerated Payments legislation works effectively where avoidance arrangements give rise to losses surrendered as group relief. (Finance Bill 2015) (ad)

2.209 Employment intermediaries: penalties – As announced at Autumn Statement 2014, the government will make a minor amendment to correct legislation underpinning the penalty regime for the late filing or non-submission of quarterly returns from employment intermediaries. This will take effect from 6 April 2015. (Finance Bill 2015)

2.210 Corporation Tax loss refresh prevention – The government will introduce anti-avoidance legislation, effective from 18 March 2015, to prevent companies from obtaining a tax advantage by entering contrived arrangements to turn historic tax losses of restricted use into more versatile in-year deductions. (Finance Bill 2015) (28)

2.211 Capital Allowances – As announced on 26 February 2015, the government will introduce legislation, with effect from 26 February 2015, to clarify the effect of capital allowances anti-avoidance rules where there are transactions between connected parties or sale and leaseback transactions. (Finance Bill 2015)

Personal tax

2.212 Miscellaneous loss relief – As announced at Autumn Statement 2014, the government will legislate to counter the avoidance of Income Tax through miscellaneous loss relief by introducing anti-avoidance rules from 3 December 2014. From 6 April 2015 it will also limit the miscellaneous income against which a miscellaneous loss can be claimed. (Finance Bill 2015) (x)

2.213 Special purpose share schemes – As announced at Autumn Statement 2014, the government will legislate to remove the unfair tax advantage provided by special purpose share schemes, commonly known as 'B share schemes'. From 6 April 2015 all returns made to shareholders through such a scheme will be taxed in the same way as dividends. (Finance Bill 2015) (w)

2.214 Private equity management fee planning – As announced at Autumn Statement 2014, the government will introduce legislation, effective from 6 April 2015, to ensure that sums which arise to investment fund managers for their services are charged to Income Tax. It will affect sums which arise to managers who have entered into arrangements involving partnerships or other transparent vehicles, but not sums linked to performance, often described as 'carried interest', nor returns which are exclusively from investments by partners. (Finance Bill 2015) (v)

Financial services

2.215 Digital currencies – The government is today announcing its intention to apply anti-money laundering regulation to digital currency exchanges in the UK, to support innovation and prevent criminal use. The government is also launching a new research initiative which will bring together the research councils, Alan Turing Institute and Digital Catapult with industry in order to address the research opportunities and challenges for digital currency technology, and will increase research funding in this area by £10 million to support this. Finally, the government will work with the British Standards Institution and the digital currency industry to develop voluntary standards for consumer protection.

2.216 Payment Systems Regulator – The Payment Systems Regulator will open for business on 1 April 2015, with powers to promote innovation, competition and the interests of end users in the UK payments sector.

2.217 Promoting competition in SME lending – The British Business Bank will shortly invite expressions of interest from Credit Reference Agencies and finance platforms that wish to be designated by HM Treasury to receive data from banks under powers contained in the Small Business, Enterprise and Employment Bill currently before Parliament. This is a key part of the implementation strategy for the government’s reforms to improve competition in the SME lending market.

2.218 Trade credit data – The government welcomes a Bank of England study to quantify the economic benefit of improving access to credit data for trade creditors. If, as is expected, this demonstrates significant potential benefits, the government expects that industry will quickly make the necessary changes to allow these benefits to flow to businesses.

2.219 Midata – The government announced at Autumn Statement 2014 that the Midata initiative would launch by the end of March 2015. The government is today announcing that Gocompare will launch their personal current account comparison tool on 26 March 2015. This will enable customers, for the first time, to identify which personal current account could suit them best and help to drive switching in the current account market.

2.220 Application Programming Interfaces (APIs) in banking – The government has today confirmed its commitment to deliver an open API standard in UK banking and, working with the banking and FinTech industries, set out a detailed framework for its design by the end of 2015. This will enable FinTech firms to make use of bank data on behalf of customers in a variety of helpful and creative ways, and ensure the UK remains at the forefront of developments in financial technology and innovation.

2.221 Mortgage fee transparency – As set out at Autumn Statement 2014, the Council of Mortgage Lenders (CML) and Which? have today published their interim report on mortgage lenders’ plans to standardise and improve the transparency of their fees and charges. This will increase comparability, empower consumers and make it easier for borrowers to choose the best mortgage deals. The CML and Which? will publish firm conclusions in July 2015, and the government expects the majority of the industry to have made the necessary changes by the end of the year.

2.222 Banking apprenticeships – The British Bankers’ Association will produce a central list, published online, of all the apprenticeships available through UK banks. This will make it quicker and easier for people to understand the apprenticeships available to them and give them the information they need to apply.

2.223 Asset management apprenticeships – The government welcomes Investment 2020’s new online portal, which lists apprenticeships and traineeships available in the investment management industry.

2.224 Improving access to banking – Alongside other measures to improve access to banking for all consumers, the government expects that the banking industry will, by the end of March 2015, reach an agreement to work with the Post Office to deliver a standard approach to counter services for personal current account customers and business account customers in Post Office branches.

2.225 Deregulation of instalment credit – The government has deregulated monthly instalment credit repaid over up to twelve months with no interest and charges, to remove regulatory burdens on businesses and facilitate the availability of payments by instalments for consumers.

2.226 Smart ATMs – The government wants customers to be able to deposit as well as withdraw cash from intelligent cash machines, and is working with LINK and its members to explore how the required changes can be made to LINK Scheme Rules.

2.227 New £1 coin – Following a full consultation, Budget 2015 confirms the final specification, as well as the winning entry to The Royal Mint's competition to design the reverse of the new coin.

2.228 Global reinsurance – The government announced at Autumn Statement 2014 that it would explore options to attract more reinsurance business to the UK. To take this forward, building upon the UK's position as a world leader in the global insurance market, the government will work with the industry and regulators to develop a new competitive corporate and tax structure for allowing Insurance Linked Securities to be domiciled in the UK. This alternative form of reinsurance makes greater use of capital markets and is a key growth opportunity for the sector.

2.229 Insurance fraud taskforce – In December 2014 the government announced the establishment of an Insurance Fraud Taskforce. The Taskforce has today published an interim report which sets out the areas that the group will explore: the encouragement of fraudulent claims; the drivers of policyholder behaviour; fraud deterrents in the claims process; and the role of fraud data. It will publish full recommendations in its final report later in 2015. The Taskforce has also made an early recommendation to the insurance industry to update guidance on the prevention of application fraud. The Association of British Insurers and the British Insurance Brokers' Association have agreed to take forward this action by the end of 2015.

2.230 Implementation of financial sanctions – The government will review the structures within HM Treasury for the implementation of financial sanctions and its work with the law enforcement community to ensure these sanctions are fully enforced, with significant penalties for those who circumvent them.

Supply-side reform of the economy

Digital communications infrastructure

2.231 Digital Communications Infrastructure Strategy – The government has published its Digital Communications Infrastructure Strategy. The government announces:

- a new ambition that ultrafast broadband of at least 100 Megabits per second (Mbps) should be available to nearly all UK premises
- further measures to support the delivery of broadband in rural areas including looking to raise the Universal Service Obligation – the legal entitlement to a basic service – from dial-up speeds to 5 Mbps broadband, and subsidising the costs of installing superfast-capable satellite services
- the broadband connection voucher scheme, which was extended at Autumn Statement 2014 to March 2016, will be open in a total of 50 cities by 1 April 2015
- up to £600 million to support the delivery of the change of use of 700MHz spectrum, which will further enhance the UK's mobile broadband connectivity. The funds will support the infrastructure costs of clearing the spectrum frequency, including support to consumers where appropriate, and retuning broadcast transmitters to enable broadcasters to move into a lower frequency. This will free up 700MHz spectrum for 4G mobile communications through an auction in the next Parliament.
- it will centralise the operational management of public sector spectrum and will reset the release target

Sharing economy

2.232 Sharing pilots – The government will launch 2 pilots in Leeds City Region and Greater Manchester in 2015-16, to trial local sharing initiatives in the areas of shared transport, shared public space and health and social care.

2.233 Model tenancy agreement – The government will amend its model agreement for an assured shorthold tenancy by summer 2015, to provide that tenants in private rented accommodation can request their landlord's permission to sub-let or otherwise share space, on a short-term basis.

2.234 Responsibilities of landlords in dealing with requests to sub-let and share space – The government will look to clarify and strengthen private residential landlords' legal responsibilities when considering requests from tenants to sub-let, and will look to extend these responsibilities to requests from tenants on the sharing of space more generally.

2.235 Sub-letting and sharing space in private fixed-term and periodic tenancies – The government intends to legislate on preventing the use of clauses in private fixed-term residential tenancy agreements that expressly rule out sub-letting or otherwise sharing space on a short-term basis, and will consider extending this to statutory periodic tenancies. This will ensure that landlords always have to consider tenants' requests reasonably.

2.236 Digitalising criminal record checks – The government will further improve and speed-up the process of applying for criminal record checks by ensuring that the application process is digital by default and can be conducted online. The government will ensure that the process can be integrated into third party services including, as appropriate, sharing economy platforms, through an Application Programming Interface (API).

2.237 National platform for sharing central and local government space – The government will build on the Space for Growth programme by exploring with the Local Government Association and partner organisations in Scotland, Northern Ireland and Wales, the extension of a national platform to advertise spare central and local government space to businesses, individuals and community groups where appropriate. The government will explore options for delivering this in the most efficient way, including an accessible and user-friendly registration process.

2.238 Updating government procurement frameworks to include sharing economy platforms – The government will lead by example by enabling government employees to use sharing economy solutions to book accommodation and transport when travelling on official business where this represents value for money. This will be effective by autumn 2015.

2.239 Renting out parking spaces – The government will update its planning guidance to Local Authorities in March 2015 to clarify that it should be possible for non-residential properties to rent out their existing parking spaces without requiring planning permission, provided there are no substantive planning concerns.

2.240 Local Authorities' use of Business Rates discretionary relief powers – The government will encourage Local Authorities to use their Business Rates discretionary relief powers to support the sharing economy including shared workspaces and makerspaces.

2.241 Guidance to JobCentre Plus staff to signpost job-seekers to sharing economy opportunities – The government will update its guidance to JobCentre Plus staff by autumn 2015, to ask them to signpost job-seekers to time bank and task-sharing opportunities where appropriate, working with Sharing Economy UK, to help job-seekers boost their skills, experience and income.

2.242 Promoting the use of task-sharing sites to assist in starting a business – The government will engage with the Start Up Loans Company about actively promoting the use of task-sharing sites to assist in starting a business. The government will also engage with the New Enterprise Allowance programme so that work coaches will, where appropriate, signpost claimants to task sharing options, working with the Sharing Economy UK trade body, if they are setting up a business or want to develop an existing business.

Transport and infrastructure

2.243 Northern Transport Strategy – The government and Transport for the North will shortly publish the interim report of the Northern Transport Strategy, which will set out the strategic options for future transport investment in the north of England.

2.244 Support for road hauliers – The government will review the speed with which Heavy Goods Vehicle (HGV) driving tests and driver medical assessments currently take place and consider options to accelerate both in order to help address the shortage of qualified HGV drivers. The government will also work with road haulage firms on an industry led solution to the driver shortage, including looking at the right level of access to, and funding support for, training.

2.245 Publication of Highways England Delivery Plan – Highways England will launch before the end of this Parliament their Delivery Plan which will set out further detail on the roads investment programme from 2015-2020.

2.246 Talking buses – The government will continue to work with the Transport Systems Catapult and industry to develop a solution to ensure bus travel remains accessible to blind and deaf users.

2.247 Compulsory purchase consultation – The government has launched a consultation into the compulsory purchase regime to make it clearer, faster and fairer to support brownfield development.

Energy and the environment

2.248 Flood defence schemes – As a result of decisions at Autumn Statement 2014 to bring forward funding, and better programme management, 165 flood schemes will be delivered earlier than originally planned and a further 47 new schemes will be included within the 6-year flood and coastal erosion programme. This represents more than £140 million of investment in accelerated and new projects. As a result of this, 31,000 households and businesses throughout the country are expected to benefit from earlier protection.

2.249 Switching campaign – In February 2015, the government launched the ‘Power to Switch’ campaign to help consumers reduce their energy bills by shopping around for the best possible deal. Over 300,000 households switched electricity supplier last month, up 30% on the same period last year. Households switching energy supplier via a price comparison website are currently saving an average of around £300 on their annual energy bill as a result.

2.250 Competition and Markets Authority (CMA) recommendations on energy markets – The government will respond quickly to any CMA recommendations and take forward appropriate implementation as quickly as possible.

2.251 Big Energy Saving Network – The government will provide £1.3 million to fund the Big Energy Saving Network (BESN) in 2015-16. This will enable BESN frontline workers to reach a predicted 100,000 vulnerable individuals, helping them to cut their energy bills.

2.252 Electricity bill relief for consumers in the north of Scotland – The government will launch a consultation on electricity distribution costs in the north of Scotland, with a view to ensuring that consumers in the north of Scotland pay no more for electricity distribution than

consumers in the next most expensive region. We estimate that this could save the average household in the north of Scotland around £30 per year off their electricity bill.

2.253 Support for large scale renewables – The government’s first competitive auction for renewable electricity in February saw over 2GW of new capacity being supported across the UK – introducing competition has saved over £100 million a year.

2.254 Competition for onshore networks – The government will bring forward proposals for legislation in the next Parliament for competitive tendering of onshore electricity transmission infrastructure. This could significantly reduce the cost of building this infrastructure. Competition in the offshore regime has worked well, having already saved consumers between £200 million and £400 million and helping to lower electricity bills.

2.255 Support for interconnectors – Following the decision to include interconnectors in the Capacity Market, National Grid has decided to invest in a new 1 Giga Watt electricity interconnector to Belgium.

2.256 Deep geothermal planning – To help unlock the potential of deep geothermal energy, the government will consult in the next Parliament on bringing planning notification arrangements for the sector into line with those for onshore oil and gas planning applications.

2.257 Fund for Local Enterprise Partnership (LEP) supported forestry schemes – The industry led initiative ‘Roots to Prosperity’ has demonstrated the value of collaboration between the forestry industry, Local Authorities and LEPs. To encourage this further, the government will launch a nationwide £1 million fund to support schemes that will promote the growth of the forestry industry in their region and which have the support of their local LEP.

2.258 Tidal lagoons – Tidal power has significant potential for the UK. The government has decided to enter into the first phase of negotiations on a Contract for Difference (CfD) for Swansea Bay Tidal Lagoon (without prejudice to the planning decision) to determine whether the project is affordable and value for money for consumers, and whether it will drive down costs of future lagoons.

2.259 Marine Protected Area (MPA) at Pitcairn – The government intends to proceed with designation of a MPA around Pitcairn. This will be dependent upon reaching agreement with NGOs on satellite monitoring and with authorities in relevant ports to prevent landing of illegal catch, as well as on identifying a practical naval method of enforcing the MPA at a cost that can be accommodated within existing departmental expenditure limits.

2.260 Scottish opencast liabilities – The government will work closely with the Scottish Coal Task Force and industry stakeholders – to explore alternative options for addressing the environmental liabilities associated with unrestored opencast mines in Scotland.

Science and innovation

2.261 Internet of Things – The government will invest £40 million to develop Internet of Things technologies through large scale demonstrator programmes, business incubator space and a research centre. The funding will focus on healthcare, social care and smart cities. (18)

2.262 Intelligent Mobility – The government will make a £100 million investment into the Research and Development of Intelligent Mobility, which will focus on enhancing the development of driverless car technology and the wider systems required to implement and adopt the technology – such as telecommunications. (18)

2.263 Regulations that inhibit innovation – The government will engage with business to determine where regulations inhibit innovation, including disruptive technologies, and develop a programme for addressing this in the next Parliament. (18)

2.264 Science grand challenge funding – The government will launch a £400 million competitive fund for new world leading scientific infrastructure. Projects will seek matched funding from industry and charities.

2.265 Compensation for energy intensive industries – The government will bring forward compensation to help energy intensive industries with higher electricity costs resulting from small-scale feed in tariffs for renewable generation, from 2016-17 to the point at which state aid approval is received in 2015-16. (14)

2.266 The Engineering and Physical Sciences Research Council international peer review results – The government will provide up to £138 million investment towards the UK Centre for Collaboratorium for Research in Infrastructure and Cities (UKCRIC), subject to a satisfactory business case and the provision of substantial co-funding. This will have a hub in London and further centres initially in Birmingham, Newcastle, Southampton and Sheffield.

2.267 Research Councils Research Institute flexibilities – The government will provide greater freedoms to Research Institutes to ensure they can attract the brightest minds, make timely investments in cutting edge equipment and re-invest commercial income.

2.268 Investment in the Crick Institute – The government will reinvest up to £30 million of the proceeds from the sale of Medical Research Council assets into research at the Francis Crick Institute, with matched funding from Cancer Research UK and the Wellcome Trust.

Education and skills

2.269 Universal infant free school meals – The government will provide £10 million to support the provision of universal infant free school meals in small schools and a further £10 million capital funding to help schools improve kitchen facilities. (36)

2.270 Postgraduate research support – The government will introduce a package of measures to broaden and strengthen support for postgraduate researchers including:

- launching a review into how to strengthen the UK's funding for postgraduate research to ensure our offer remains internationally competitive
- as part of this review, the government will also bring forward options to strengthen co-funding. This will include increased support for crowd-funding for wider research
- introducing income contingent loans of up to £25,000 to support PhDs (and research masters). These loans will be in addition to existing funding, and designed to minimise public subsidy. The government will consult with research councils, universities and industry to examine how best to design these.

2.271 Apprenticeship voucher – The government will introduce an apprenticeship voucher scheme, putting employers in control of the funding, alongside their own, for the training that apprentices need.

Markets and regulation

2.272 'RegTech' – The Financial Conduct Authority (FCA), working with the Prudential Regulation Authority (PRA), will also identify ways to support the adoption of new technologies to facilitate the delivery of regulatory requirements. The FCA, working with the PRA, will report back to the Treasury later in 2015.

2.273 FinTech 'sandbox' – The FCA will work with HMT and the PRA to investigate the feasibility of developing a regulatory 'sandbox' for financial services innovators, and will report back in autumn 2015 on how this could work in practice, with a view to launching the sandbox by the end of 2015 with an expected duration of around 5 years.

2.274 Regional strategies – Innovate Finance has agreed to deliver its FinTech Regional Strategy through a series of local partnerships – the first partnership has already been established in Leeds, and further partnerships will be established in Manchester and Edinburgh by April, and Newcastle, Bristol and other centres before the end of the year.

2.275 Further funding for national Trading Standards teams to address e-crime – The government will increase funding by £0.25 million to tackle rogue online traders and fraudsters.

2.276 Non-economic regulators – The government will consider in the next Parliament the creation of a common framework for assessing the performance of non-economic regulators, including collecting and publishing business feedback, with a view to improving their accountability, transparency and responsiveness to business.

2.277 TheCityUK review of the EU listing regime – The government has invited TheCityUK to lead an independent industry review of the EU listing regime, with a view to suggesting improvements to the European Commission as part of its initiative to create a Capital Markets Union.

2.278 Competition and Markets Authority (CMA) recommendations for the residential property management services market – The government will take forward the CMA recommendations, and other actions agreed with the CMA, to improve the residential property management services market.

2.279 Guidance to support greater consistency in unit pricing – The government will work with major supermarkets and consumer organisations to produce improved guidance to support greater consistency in unit pricing on most everyday products to help consumers compare prices.

Supporting businesses and exports

2.280 Help to Grow pilot – The British Business Bank has published a request for proposals to pilot its Help to Grow scheme, which will make growth finance available to high potential firms. Alongside this, the government will continue to use a variety of channels to provide businesses with information about the support already available to them and their options for accessing finance.

2.281 Improving consumer education around legal services for small and medium-sized enterprises (SMEs) – The government will provide information for SMEs on accessing and using legal services to be included on the Citizens Advice and the GREAT business websites.

2.282 Prompt Payment Code – The government intends to extend the Prompt Payment Code to cover wider poor payment practices, for example in relation to the use of supplier lists.

2.283 Government payment practice – The government will bring greater transparency to its payment practices by asking its Strategic Suppliers to report quarterly on their payment practices from April 2015, and asking all central government departments to report quarterly on their payment performance from April 2015.

2.284 Unlocking access to markets in China – The government will provide an additional £7.5 million of funding in 2015-16 to UK Trade and Investment for its work to maximise trade and investment links with China. (15)

2.285 Support to the International Festival for Business in Liverpool – The government will provide £1.5 million of funding in 2015-16 to ensure that the UK maximises the potential benefits of the Festival, including attracting Foreign Direct Investment. (15)

2.286 Northern powerhouse trade missions – The government will provide £3.5 million of funding in 2015-16 to deliver a series of overseas trade and investment missions in key sectors, focusing on the north. (15)

2.287 Extending the Skills Investment Fund – The government will provide £4 million to extend the existing Skills Investment Fund for a further two years, providing match funding for training and development in film, television, visual effects, video games and animation.

2.288 Video Games Prototype Fund – The government will commit £4 million over four years to a new Video Games Prototype Fund, aiding access to finance and business support and targeting games development talent.

Culture and heritage

2.289 Protecting vulnerable people from nuisance calls – The government will provide a £3.5 million package to explore ways of protecting vulnerable people from nuisance calls. This will include trialling the development and provision of innovative call blocking technology, research and a campaign to raise awareness of how to reduce and report nuisance calls. (19)

2.290 WiFi in public libraries in England – The government will provide £7.4 million funding to support libraries in England to provide internet access and WiFi. (19)

2.291 Church Roof Repair Fund – building on the £15 million fund announced at Autumn Statement 2014, the government will provide a further £40 million funding to the Listed Places of Worship – Roof Repair Fund to support vital roof repairs in 2015 to 2017.

2.292 Culture announcements in regional long-term economic plans – The government can confirm that £8.98 million funding was announced for culture, tourism and spending, investments as part of the government's regional long-term economic plans. (16)

A

Welfare cap

A.1 The level of the welfare cap is set out in Table 1.5.

A.2 Table A.1 sets out a full list of expenditure items within the scope of the welfare cap. The Treasury will seek the approval of the House of Commons for any changes to the list of items of expenditure which fall within the scope of the welfare cap, including where a new welfare cap level and/or margin are being set.

Table A.1: Benefits and tax credits in scope of the welfare cap

In scope	Not in scope
Attendance Allowance	Jobseeker's Allowance and its passported Housing Benefit
Bereavement benefits	
Carer's Allowance	Universal Credit payments to claimants subject to full conditionality and on zero income
Child Benefit ¹	State Pension (basic and additional)
Christmas Bonus	Transfers within government (e.g. over 75s TV licences)
Disability Living Allowance	Benefits paid from DEL ³
Employment and Support Allowance	
Financial Assistance Scheme	
Housing Benefit (except HB passported from JSA)	
Incapacity Benefit	
Income Support	
Industrial injuries benefits	
In Work Credit	
Maternity Allowance	
Pension Credit	
Personal Independence Payment	
Personal Tax Credits ²	
Return to Work Credit	
Severe Disablement Allowance	
Social Fund – Cold Weather Payments	
Statutory Adoption Pay	
Statutory Maternity Pay	
Statutory Paternity Pay	
Tax Free Childcare	
Universal Credit (except payments to jobseekers)	
Winter Fuel Payments	

¹ Includes Guardian's Allowance.

² The negative tax element of personal Tax Credits is included within the scope of the welfare cap.

³ These payments are subject to firm spending control through the usual DEL process.

B

Financing

B.1 This annex sets out details of the government's financing plans for 2015-16. Further details can be found in the 'Debt and reserves management report 2015-16', available at www.gov.uk.

Financing arithmetic

B.2 As set out in Chapter 4 of the Office for Budget Responsibility's (OBR) March 2015 'Economic and fiscal outlook' (EFO), the forecast for the 2015-16 central government net cash requirement (excluding NRAM plc, Bradford & Bingley and Network Rail) (CGNCR (ex NRAM, B&B and NR)) is £78.9 billion. This measure of the government's cash requirement is used in the financing arithmetic as it reflects the forecast cash requirement of the Exchequer. The relationship between public sector net borrowing and the CGNCR (ex NRAM, B&B and NR) is set out in the OBR's March 2015 EFO.

B.3 The financing arithmetic is adjusted in 2015-16 to reflect UKAR's deconsolidated liabilities that will transfer to the buyer of the Granite securitisation vehicle, if such a sale should go ahead. As a result of the sale of Granite, public sector net debt will fall by £10.9 billion, reflecting the assets at closing net of the cash earnings that would have accrued to the Exchequer should a sale not have taken place. The OBR's forecast for the CGNCR (ex NRAM, B&B and NR) assumes the full value of this sale would accrue to the Exchequer. However, the government's cash requirement will only fall by £4.2 billion due to the transfer of the £6.7 billion funding for the securitisation vehicle to the buyer.

B.4 The net financing requirement (NFR) normally comprises the CGNCR (ex NRAM, B&B and NR) plus any financing for gilt redemptions, planned financing for the Official Reserves and other adjustments, less the net contribution to financing from National Savings and Investments (NS&I) and any other in-year contributions to financing.

B.5 The NFR for 2015-16 is projected to be £140.4 billion, reflecting:

- the forecast for the CGNCR (ex NRAM, B&B and NR) of £78.9 billion
- additional financing of £6.7 billion to adjust for the Granite sale
- gilt redemptions of £70.2 billion, including £382 million for redemption of the 4 remaining undated gilts
- a planned short-term downward financing adjustment of £11.3 billion resulting from unanticipated overfunding in 2014-15
- £6.0 billion of financing for the Official Reserves, as announced at Autumn Statement 2014
- a £10.0 billion net contribution to financing from NS&I

B.6 As set out in Table B.1, the NFR for 2015-16 will be met by gilt sales of £133.4 billion and an increase in the stock of Treasury bills sold via tenders of £7.0 billion relative to the level projected at end-March 2015.

Gilt issuance by maturity, type and method

B.7 Decisions on the skew of gilt issuance are set annually with reference to the government's debt management objective, as set out in the 'Debt and reserves management report 2015-16'.

B.8 Auctions will remain the government's primary method of gilt issuance. It is anticipated that in 2015-16:

- £105.2 billion (78.9% of total issuance) will be issued by auction
- £24.2 billion (18.1% of total issuance) will be issued by syndication

B.9 Issuance by auction and syndication is planned to be split by maturity and type as follows:

- £33.9 billion of short conventional gilts (25.4% of total issuance)
- £26.7 billion of medium conventional gilts (20.0% of total issuance)
- £37.4 billion of long conventional gilts (28.0% of total issuance)
- £31.4 billion of index-linked gilts (23.5% of total issuance)

B.10 In addition, the Debt Management Office (DMO) plans to deliver gilt sales via either syndication or mini-tender of £4.0 billion (3.0% of total issuance). The DMO determines the maturities and types of gilts to be issued within this £4.0 billion in consultation with the market during the year.

Undated gilts

B.11 The government will redeem the 4 remaining undated gilts in the debt portfolio once the Finance Bill 2015 has received Royal Assent. These outstanding gilts total £382 million, comprising:

- £0.7 million of 2¾% Annuities
- £218.7 million of 2½% Treasury Stock
- £161.2 million of 2½% Consolidated Stock
- £0.9 million of 2½% Annuities

B.12 This follows the announcement at Autumn Statement 2014 that the government would adopt a strategy to remove all the undated gilts from the gilt portfolio where it is deemed value for money. This in part reflects the government's ongoing commitment to modernising the gilt market and to focussing its issuance on large, liquid benchmark gilts. Redemption of the 4 remaining undated gilts will deliver in full on this strategy.

B.13 The enabling legislation required to redeem 2¾% Annuities, 2½% Annuities and 2½% Consolidated Stock will be included in Finance Bill 2015. The government has previously announced the redemption of 4 other undated gilts including 3½% War Loan.

National Savings and Investments

B.14 NS&I will have a net financing target of £10.0 billion in 2015-16, within a range of £8.0 to £12.0 billion. This target accommodates the extension of NS&I's market-leading bonds for people aged 65 and over (the '65+ bond'), until 15 May 2015, as well as the increase in the Premium Bond limit from £40,000 to £50,000 from 1 June 2015.

Table B.1: Financing arithmetic in 2014-15 and 2015-16

£ billion	2014-15	2015-16
CGNCR (ex NRAM, B&B and NR)¹	96.2	78.9
UKAR adjustment	0.0	6.7
Gilt redemptions	64.5	70.2
Planned financing for the reserves	12.0	6.0
Gilt secondary market purchases	0.0	0.0
Financing adjustment carried forward from previous financial years	-30.2	-11.3
Gross financing requirement	142.4	150.6
<i>less:</i>		
Net contribution from National Savings and Investments	18.3	10.0
UK sovereign Sukuk	0.2	0.0
Renminbi denominated bond	0.3	0.0
Other financing ²	0.3	0.2
Net financing requirement (NFR) for Debt Management Office (DMO)	123.3	140.4
Financed by:		
Debt issuance by DMO		
a) Treasury bills (planned change in stock issued via tenders)	8.5	7.0
b) Gilt sales	126.1	133.4
<i>of which:</i>		
Short conventional	31.9	33.9
Medium conventional	27.9	26.7
Long conventional	34.1	37.4
Index-linked	32.3	31.4
Unallocated supplementary sales		4.0
Planned change in the level of Ways and Means	0.0	0.0
Total financing	134.6	140.4
Short-term debt/cash levels at end-financial year		
End-year Treasury bill stock via tenders (in market hands) ³	65.0	72.0
Ways and Means	0.4	0.4
DMO net cash position	11.8	0.5

Figures may not sum due to rounding.

¹ This excludes Network Rail's cash requirement, but includes HM Treasury's requirement for financing lending to Network Rail. This was presented as a separate item in the financing arithmetic at April 2014.

² From Autumn Statement 2014 onwards, the financing arithmetic has included provision for small sources of additional financing. This includes non-governmental deposits, coinage and certificates of tax deposit. Prior to publication of the end-year outturn in April each year, this financing item will only comprise estimated revenue from coinage.

³ The DMO has operational flexibility to vary the end-financial year stock by a maximum of £5 billion relative to the planning assumption, to offset any anticipated net Exchequer cash surplus or deficit towards year-end.

Illustrative future gross financing requirement

B.15 Table B.2 sets out the illustrative gross financing requirement for 2016-17 to 2019-20, using the OBR March 2015 forecast for the CGNCR (ex NRAM, B&B and NR) and current planned gilt redemptions.

Table B.2: Illustrative gross financing requirement

£ billion	2016-17	2017-18	2018-19	2019-20
CGNCR (ex NRAM, B&B and NR)	72	38	17	17
Gilt redemptions	70	79	67	93
Financing for the Official Reserves	6	6	6	6
Illustrative gross financing requirement	148	124	90	116

Figures may not sum due to rounding.



OBR's Economic and fiscal outlook: selected tables

C.1 The Office for Budget Responsibility (OBR) has published its March 2015 'Economic and fiscal outlook' alongside Budget 2015. This annex reproduces the OBR's key projections for the economy and public finances. Further detail and explanation can be found in the OBR's report.

Table C.1: Detailed summary of OBR central economic forecast

	Percentage change on a year earlier, unless otherwise stated						
	Outturn	Forecast					
	2013	2014	2015	2016	2017	2018	2019
UK economy							
Gross domestic product (GDP)	1.7	2.6	2.5	2.3	2.3	2.3	2.4
GDP level (2013=100)	100.0	102.6	105.1	107.6	110.1	112.7	115.3
Nominal GDP	3.5	4.4	4.1	3.5	3.8	4.3	5.0
Output gap (per cent of potential output)	-2.2	-1.0	-0.4	-0.2	-0.1	0.0	0.0
Expenditure components of GDP							
Domestic demand	1.8	2.9	2.6	2.6	2.4	2.5	2.5
Household consumption ¹	1.7	2.0	2.6	2.7	2.5	2.3	2.2
General government consumption	-0.3	1.5	0.8	-0.7	-0.9	-0.2	1.5
Fixed investment	3.4	6.8	4.3	6.2	5.6	5.7	4.4
Business	5.3	6.8	5.1	7.5	6.5	6.4	4.4
General government ²	-8.1	7.3	2.3	1.9	1.6	1.5	2.8
Private dwellings ²	6.2	6.6	3.5	5.4	5.5	6.2	5.2
Change in inventories ³	0.3	0.2	0.1	0.0	0.0	0.0	0.0
Exports of goods and services	1.5	0.4	3.9	4.0	4.5	4.4	4.3
Imports of goods and services	1.4	1.8	4.0	4.8	4.6	4.6	4.4
Balance of payments current account							
Per cent of GDP	-4.5	-5.4	-4.3	-3.2	-2.6	-2.4	-2.3
Inflation							
CPI	2.6	1.5	0.2	1.2	1.7	1.9	2.0
RPI	3.0	2.4	1.0	2.1	2.8	3.1	3.1
GDP deflator at market prices	1.8	1.8	1.6	1.1	1.5	1.9	2.5
Labour market							
Employment (millions)	30.0	30.7	31.1	31.4	31.5	31.7	31.9
Wages and salaries	2.9	3.8	4.0	3.9	4.1	4.5	4.9
Average earnings ⁴	1.6	2.2	2.3	3.1	3.7	4.0	4.4
LFS unemployment (% rate)	7.6	6.2	5.3	5.2	5.3	5.3	5.3
Claimant count (millions)	1.4	1.0	0.8	0.7	0.8	0.8	0.8
Household sector							
Real household disposable income	0.1	1.4	3.7	2.1	2.2	2.1	2.0
Saving ratio (level, per cent)	6.4	6.7	7.4	7.3	7.2	7.2	7.2
House prices	3.5	10.0	5.9	4.9	6.4	6.9	6.4
World economy							
World GDP at purchasing power parity	3.3	3.3	3.5	3.6	3.9	4.0	4.0
Euro area GDP	-0.4	0.9	1.2	1.4	1.6	1.6	1.6
World trade in goods and services	3.4	3.1	4.0	4.9	5.3	5.4	5.4
UK export markets ⁵	2.5	3.1	3.7	4.7	5.1	5.2	5.2

¹ Includes households and non-profit institutions serving households.

² Includes transfer costs of non-produced assets.

³ Contribution to GDP growth, percentage points.

⁴ Wages and salaries divided by employees.

⁵ Other countries' imports of goods and services weighted according to the importance of those countries in the UK's total exports.

Table C.2: Determinants of the OBR central fiscal forecast

	Percentage change on previous year unless, otherwise stated						
	Outturn	Forecast					
	2013-14	2014-15	2015-16	2016-17	2017-18	2018-19	2019-20
GDP and its components							
Real GDP	2.1	2.6	2.4	2.3	2.4	2.3	2.4
Nominal GDP ¹	4.0	4.5	3.8	3.5	4.0	4.4	5.0
Nominal GDP (£ billion) ^{1,2}	1731.1	1809.1	1877.7	1943.5	2021.8	2111.1	2217.6
Nominal GDP centred end-March (£ bn) ^{1,3}	1772.9	1840.1	1910.2	1980.8	2063.7	2162.7	2271.9
Wages and salaries ⁴	2.8	4.1	3.8	3.8	4.3	4.5	5.0
Non-oil PNFC profits ^{4,5}	2.6	6.8	6.0	3.5	3.8	4.3	5.0
Non-oil PNFC net taxable income ^{4,5}	-1.0	5.6	4.6	1.1	1.0	1.9	3.1
Consumer spending ^{4,5}	3.6	3.6	3.7	4.2	4.5	4.6	4.5
Prices and earnings							
GDP deflator	2.1	1.7	1.4	1.2	1.6	2.1	2.6
RPI (September)	3.2	2.3	0.9	2.2	3.0	3.2	3.1
CPI (September)	2.7	1.2	0.2	1.2	1.7	1.9	2.0
Average earnings ⁶	1.6	2.3	2.3	3.1	3.8	4.0	4.4
'Triple-lock' guarantee (September)	2.7	2.5	2.5	3.1	3.6	3.9	4.4
Key fiscal determinants							
Claimant count (millions)	1.33	0.95	0.75	0.74	0.76	0.77	0.78
Employment (millions)	30.2	30.8	31.2	31.4	31.6	31.7	31.9
VAT gap (%)	10.8	10.0	9.9	9.9	9.9	9.9	9.9
Output gap (% of potential output)	-2.0	-0.8	-0.4	-0.2	0.0	0.0	0.0
Financial and property sectors							
Equity prices (FTSE All-share index)	3475	3594	3803	3937	4094	4275	4491
HMRC financial sector profits ^{1,5,7}	4.0	4.5	3.8	3.5	4.0	4.4	5.0
Financial sector net taxable income ^{1,5}	4.4	-2.1	-8.7	3.5	4.2	3.8	3.9
Residential property prices ⁸	5.0	10.1	4.9	5.3	6.7	6.9	6.2
Residential property transactions ('000's) ⁹	1140	1195	1129	1211	1308	1386	1425
Commercial property prices ⁹	17.3	17.9	1.0	1.0	1.8	3.0	4.5
Commercial property transactions ⁹	8.4	9.0	6.7	2.7	2.7	2.6	2.8
Volume of stampable share transactions	13.6	4.4	-0.8	-0.8	-0.8	-0.8	-0.8
Oil and gas							
Oil prices (\$ per barrel) ⁵	108.8	98.9	62.1	69.2	71.4	71.4	71.4
Oil prices (£ per barrel) ⁵	69.6	60.0	40.3	44.9	46.1	45.9	45.7
Gas prices (p/therm) ⁵	66.9	50.2	47.8	50.3	50.3	50.3	50.3
Oil production (million tonnes) ^{5,10}	40.6	39.7	38.3	36.7	34.9	33.4	30.9
Gas production (billion therms) ^{5,10}	12.8	13.1	12.6	11.9	11.4	10.9	10.3
Interest rates and exchange rates							
Market short-term interest rates (%) ¹¹	0.5	0.6	0.7	1.2	1.6	1.8	1.9
Market gilt rates (%) ¹²	2.5	2.3	2.1	2.3	2.4	2.5	2.6
Euro/Sterling exchange rate (€/£)	1.19	1.27	1.37	1.36	1.34	1.33	1.31

¹ Not seasonally adjusted.² Denominator for receipts, spending and deficit forecasts as a % of GDP.³ Denominator for net debt as a % of GDP.⁴ Nominal.⁵ Calendar year.⁶ Wages and salaries divided by employees.⁷ HMRC Gross Case 1 trading profits.⁸ Outturn data from ONS House Price Index.⁹ Outturn data from HMRC information on stamp duty land tax.¹⁰ Department of Energy and Climate Change (DECC) forecasts available at www.gov.uk/oil-and-gas-uk-field-data¹¹ 3-month sterling interbank rate (LIBOR)¹² Weighted-average interest rate on conventional gilts.

Table C.3: Current Receipts: OBR forecast

	£ billion						
	Outturn			Forecast			
	2013-14	2014-15	2015-16	2016-17	2017-18	2018-19	2019-20
Income tax (gross of tax credits) ¹	157.7	162.6	170.5	182.0	192.7	202.8	216.5
of which: Pay as you earn	135.5	138.6	143.9	153.6	163.7	173.5	185.9
Self assessment	20.9	23.4	26.2	29.3	30.3	31.1	32.4
National insurance contributions	107.3	108.7	113.2	123.9	129.2	135.4	142.7
Value added tax	106.5	110.8	114.3	117.7	121.4	125.9	131.1
Corporation tax ²	40.3	42.4	43.0	43.6	44.6	45.6	46.6
of which: Onshore	36.7	40.3	42.3	42.9	44.0	44.8	46.0
Offshore	3.6	2.1	0.7	0.7	0.7	0.8	0.7
Corporation tax credits ³	-1.0	-0.9	-0.9	-0.9	-1.0	-1.0	-1.0
Petroleum revenue tax	1.1	0.5	0.0	-0.1	0.0	0.0	0.0
Fuel duties	26.9	27.2	27.0	27.2	27.6	28.2	28.8
Business rates	26.8	27.3	28.0	29.0	29.5	30.7	32.0
Council tax	27.5	27.9	28.3	28.8	29.5	30.2	31.1
VAT refunds	13.8	13.9	13.9	13.2	12.7	12.7	13.4
Capital gains tax	3.9	5.7	6.5	7.3	8.0	8.8	9.8
Inheritance tax	3.4	3.8	4.2	4.6	5.1	5.7	6.4
Stamp duty land tax ⁵	9.4	10.9	10.4	11.8	13.8	16.0	18.0
Stamp taxes on shares	3.1	3.0	3.3	3.4	3.5	3.6	3.9
Tobacco duties	9.6	9.4	9.1	9.0	9.1	9.2	9.3
Spirits duties	2.9	3.2	3.2	3.3	3.5	3.6	3.7
Wine duties	3.7	3.9	3.9	4.1	4.4	4.6	4.9
Beer and cider duties	3.7	3.7	3.4	3.4	3.6	3.6	3.6
Air passenger duty	3.0	3.2	3.1	3.2	3.4	3.5	3.7
Insurance premium tax	3.0	3.0	3.0	3.1	3.1	3.2	3.2
Climate change levy	1.2	1.7	2.0	2.0	1.8	1.7	1.6
Other HMRC taxes ^{5,6}	6.5	6.5	6.8	6.6	6.9	7.1	7.3
Vehicle excise duties	6.1	6.1	5.8	5.6	5.5	5.3	5.1
Bank levy	2.3	2.8	3.6	3.8	3.7	3.7	3.7
Licence fee receipts	3.1	3.1	3.1	3.1	3.1	3.2	3.3
Environmental levies	3.1	4.8	5.9	6.8	7.3	8.7	9.4
EU ETS auction receipts	0.4	0.3	0.3	0.3	0.4	0.4	0.6
Scottish taxes ⁶	0.0	0.0	0.5	0.6	0.7	0.8	0.9
Diverted profits tax	0.0	0.0	0.0	0.3	0.4	0.3	0.4
Other taxes	7.3	7.2	6.5	6.1	6.0	5.9	6.0
National Accounts taxes	582.6	602.4	622.1	652.7	679.4	709.5	746.2
Less own resources contribution to EU	-2.9	-2.9	-2.6	-2.2	-2.3	-2.4	-2.6
Interest and dividends	5.9	6.4	6.7	7.5	9.2	10.7	11.9
Gross operating surplus	36.7	38.2	39.6	41.4	43.2	45.1	47.2
Other receipts	1.8	2.9	1.5	1.5	1.6	1.6	1.6
Current receipts	624.1	646.9	667.4	700.9	731.2	764.5	804.3
<i>Memo: UK oil and gas revenues⁷</i>	<i>4.7</i>	<i>2.6</i>	<i>0.7</i>	<i>0.6</i>	<i>0.7</i>	<i>0.8</i>	<i>0.7</i>

¹ Includes PAYE, self assessment, tax on savings income and other minor components.

² National Accounts measure, gross of reduced liability tax credits.

³ Includes reduced liability company tax credits.

⁴ Consists of landfill tax, aggregates levy, betting and gaming duties and customs duties and levies.

⁵ Forecasts for SDLT, landfill tax and aggregates levy are for England, Wales and Northern Ireland.

⁶ Consists of Scottish LBTT, landfill tax and aggregates levy but not the Scottish rate of income tax.

⁷ Consists of offshore corporation tax and petroleum revenue tax.

Table C.4: Total Managed Expenditure: OBR forecast

	£ billion						
	Outturn		Forecast				
	2013-14	2014-15	2015-16	2016-17	2017-18	2018-19	2019-20
Public sector current expenditure (PSCE)							
PSCE in RDEL¹	317.5	316.5	316.4	301.6	289.7	287.9	308.2
PSCE in AME²	342.8	352.8	357.9	369.3	383.7	397.7	411.9
<i>of which:</i>							
Welfare spending ²	209.4	214.5	216.9	219.5	223.6	229.3	235.1
<i>of which:</i>							
Inside welfare cap ²	116.1	119.4	120.6	121.0	121.8	124.0	126.5
Outside welfare cap	93.3	95.1	96.3	98.5	101.8	105.2	108.6
Company and other tax credits	1.6	2.1	2.3	2.5	2.7	2.8	2.9
Net public service pension payments	10.9	12.5	11.1	11.2	11.9	12.7	13.8
National lottery current grants	1.2	1.4	1.3	1.3	1.4	1.4	1.4
BBC domestic services current expenditure	3.2	3.9	3.9	3.8	3.7	3.8	3.9
Network Rail other current expenditure ³	0.4	0.9	1.0	0.7	0.4	-0.2	-0.3
Other PSCE items in departmental AME	1.4	1.2	1.1	1.1	1.2	1.2	1.2
Expenditure transfers to EU institutions	11.1	11.0	11.2	9.4	9.5	10.5	11.0
Locally-financed current expenditure	33.2	35.8	37.6	40.0	41.9	43.6	45.0
Central government debt interest, net of APF	36.1	33.6	33.7	40.4	46.5	49.0	51.1
<i>of which:</i>							
Central government gross debt interest	48.7	45.7	46.0	50.7	55.2	56.3	57.4
Reductions in debt interest due to APF	-12.6	-12.1	-12.3	-10.4	-8.7	-7.2	-6.2
Depreciation	26.9	28.6	29.9	31.2	32.7	34.3	36.0
Current VAT refunds	11.6	11.8	11.8	10.9	10.5	10.5	11.1
R&D expenditure	-7.1	-7.8	-8.2	-8.5	-8.8	-9.2	-9.6
Single use military expenditure	0.3	0.3	0.2	0.2	0.2	0.2	0.2
Environmental levies	3.6	4.4	5.6	6.7	7.6	9.3	10.3
Local authority imputed pensions	1.9	1.9	2.0	2.1	2.2	2.3	2.4
Other National Accounts adjustments	-2.9	-3.2	-3.4	-3.5	-3.5	-3.6	-3.7
Total public sector current expenditure	660.3	669.3	674.3	670.9	673.4	685.6	720.1
Public sector gross investment (PSGI)							
PSGI in CDEL¹	38.4	42.1	42.0	42.4	43.6	47.2	50.5
PSGI in AME	22.8	25.7	26.4	27.0	26.9	26.5	26.8
<i>of which:</i>							
National lottery capital grants	0.5	0.5	0.5	0.5	0.5	0.5	0.5
Network Rail capital expenditure	3.1	2.2	2.4	1.5	1.4	1.8	1.4
Other PSGI items in departmental AME	-0.5	0.6	-0.1	0.4	0.6	0.8	1.0
Locally-financed capital expenditure	7.0	7.1	7.0	8.1	7.7	6.1	6.1
Public corporations capital expenditure	7.2	7.8	7.9	7.7	7.8	7.7	7.6
R&D expenditure	7.1	7.8	8.2	8.5	8.8	9.2	9.6
Other National Accounts adjustments	-1.6	-0.2	0.6	0.3	0.0	0.4	0.6
Total public sector gross investment	61.2	67.8	68.3	69.4	70.5	73.6	77.2
Less depreciation	-35.4	-37.4	-38.8	-40.2	-41.9	-43.7	-45.5
Public sector net investment	25.8	30.4	29.5	29.2	28.6	30.0	31.8
Total managed expenditure	721.5	737.1	742.6	740.3	743.9	759.2	797.3

¹ Implied DEL numbers for 2016-17 to 2019-20. Calculated as the difference between PSCE and PSCE in AME in the case of PSCE in RDEL, and between PSGI and PSGI in AME in the case of PSGI in CDEL.

² 2013-14 outturn figures now include the negative tax credit element of tax credit spending, in line with ESA10 changes. This element was excluded for 2013-14 outturn at Autumn Statement 2014 as the change had not yet been made by the ONS.

³ Other than debt interest and depreciation, which are included in totals shown separately in this table.

Table C.5: OBR forecast of the headline fiscal aggregates

	Per cent of GDP						
	Outturn	Forecast					
		2013-14	2014-15	2015-16	2016-17	2017-18	2018-19
Receipts and expenditure							
Public sector current receipts (a)	36.1	35.8	35.5	36.1	36.2	36.2	36.3
Total managed expenditure (b)	41.7	40.7	39.6	38.1	36.8	36.0	36.0
<i>of which:</i>							
Public sector current expenditure (c)	38.1	37.0	35.9	34.5	33.3	32.5	32.5
Public sector net investment (d)	1.5	1.7	1.6	1.5	1.4	1.4	1.4
Depreciation (e)	2.0	2.1	2.1	2.1	2.1	2.1	2.1
Deficit							
Public sector net borrowing (b-a)	5.6	5.0	4.0	2.0	0.6	-0.2	-0.3
Current budget deficit (c+e-a)	4.1	3.3	2.4	0.5	-0.8	-1.7	-1.7
Cyclically-adjusted net borrowing	4.1	4.2	3.7	1.9	0.6	-0.3	-0.3
Primary balance	-3.8	-3.4	-2.5	-0.3	1.3	2.1	2.1
Cyclically-adjusted primary balance	-2.3	-2.7	-2.2	-0.1	1.3	2.1	2.1
Fiscal mandate and supplementary target							
Cyclically-adjusted deficit on current budget	2.6	2.5	2.1	0.4	-0.8	-1.7	-1.7
Public sector net debt ¹	79.1	80.4	80.2	79.8	77.8	74.8	71.6
Financing							
Central government net cash requirement	4.5	4.9	3.7	3.1	1.6	0.5	0.5
Public sector net cash requirement	3.7	4.7	3.4	3.0	1.4	0.3	0.2
Stability and Growth Pact							
Treaty deficit ²	5.8	5.2	4.3	2.2	0.8	0.0	-0.1
Cyclically-adjusted Treaty deficit	4.2	4.4	4.0	2.0	0.8	0.0	-0.1
Treaty debt ratio ³	87.9	88.4	89.7	89.7	88.2	85.7	82.8
£ billion							
Public sector net borrowing	97.3	90.2	75.3	39.4	12.8	-5.2	-7.0
Current budget deficit	71.6	59.8	45.7	10.2	-15.8	-35.2	-38.7
Cyclically-adjusted net borrowing	70.4	76.2	68.8	36.3	11.8	-5.4	-7.0
Cyclically-adjusted deficit on current budget	44.6	45.8	39.3	7.1	-16.8	-35.3	-38.8
Public sector net debt	1402	1479	1533	1580	1606	1617	1627
<i>Memo: Output gap (per cent of GDP)</i>	-2.0	-0.8	-0.4	-0.2	0.0	0.0	0.0

¹ Debt at end March; GDP centred on end March.

² General government net borrowing on a Maastricht basis.

³ General government gross debt on a Maastricht basis.

Table C.6: Changes to the cyclically adjusted current budget since December 2014

	Per cent of GDP						
	Outturn	Forecast					
	2013-14	2014-15	2015-16	2016-17	2017-18	2018-19	2019-20
December forecast	2.6	2.7	2.2	0.5	-0.7	-1.5	-2.3
March forecast	2.6	2.5	2.1	0.4	-0.8	-1.7	-1.7
Change	0.0	-0.2	-0.1	-0.1	-0.2	-0.2	0.5
<i>of which:</i>							
Budget measures	0.0	0.0	0.0	0.0	0.0	0.0	0.0
Other receipts	0.0	-0.3	0.0	0.1	0.0	0.0	0.0
Other non-departmental spending	0.0	0.0	-0.2	-0.5	-0.4	-0.6	-0.7
Other departmental spending	0.0	0.1	0.1	0.3	0.2	0.3	1.3
<i>of which:</i>							
Before new spending assumption	0.0	0.1	0.1	0.4	0.3	0.4	0.4
Baseline spending assumption	0.0	0.0	0.0	-0.1	-0.1	-0.1	0.9

Table C.7: Changes to public sector net debt since December 2014

	Per cent of GDP						
	Outturn	Forecast					
	2013-14	2014-15	2015-16	2016-17	2017-18	2018-19	2019-20
December forecast	78.8	80.4	81.1	80.7	78.8	76.2	72.8
March forecast	79.1	80.4	80.2	79.8	77.8	74.8	71.6
Change	0.3	0.0	-0.9	-0.9	-1.0	-1.4	-1.2
<i>of which:</i>							
Change in nominal GDP ¹	0.3	0.6	0.4	0.6	0.6	0.2	-0.3
Change in cash level of net debt	0.0	-0.5	-1.3	-1.5	-1.6	-1.6	-0.9
	£ billion						
December forecast	1402	1489	1558	1610	1638	1652	1648
March forecast	1402	1479	1533	1580	1606	1617	1627
Change in cash level of net debt	0	-10	-25	-30	-32	-34	-21
<i>of which:</i>							
Borrowing changes	0	-1	-2	-3	-5	-6	10
UK Asset Resolution	0	-3	-8	-7	-5	-3	-1
Lloyds Banking Group share sales	0	-1	-10	-10	-10	-10	-10
Gilt premia	0	-2	0	-2	-3	-3	-5
Other factors	0	-3	-5	-7	-9	-12	-15

¹ Non-seasonally-adjusted GDP centred end-March.

Table C.8: Changes to the OBR's forecast of public sector net borrowing

	£ billion					
	Forecast					
	2014-15	2015-16	2016-17	2017-18	2018-19	2019-20
December forecast	91.3	75.9	40.9	14.5	-4.0	-23.1
March forecast	90.2	75.3	39.4	12.8	-5.2	-7.0
Change	-1.1	-0.7	-1.5	-1.8	-1.2	16.1
Underlying OBR forecast changes						
Total	-1.1	0.1	0.5	0.4	-0.1	-4.6
<i>of which:</i>						
Changes in the receipts forecast	-1.1	3.3	4.9	5.8	4.0	-1.9
<i>of which:</i>						
Inflation	0.1	0.7	0.7	0.4	0.8	1.0
Other oil price effects	-0.1	0.7	0.7	1.0	1.1	1.1
Interest rates	0.0	0.3	0.5	0.6	0.5	0.6
Housing market	0.2	1.5	2.1	1.8	0.9	-0.1
Other	-0.5	1.0	1.8	2.8	1.6	-3.4
Classification changes	-0.8	-0.9	-0.9	-0.9	-0.9	-1.0
Changes in the spending forecast	0.0	-3.3				
Effect of applying Autumn Statement spending policy assumptions post 2015-16			-4.4	-5.4	-4.1	-2.8
<i>of which:</i>						
Inflation	-2.2	-4.2	-4.7	-5.6	-6.5	-6.9
Interest rates	-0.3	-1.2	-2.1	-3.0	-3.9	-4.5
Capital spending ¹	1.0	2.0	2.0	2.0	2.3	2.9
Other spending	-0.3	-1.8	-6.5	-5.0	-5.3	-5.0
Classification changes	2.1	2.2	2.2	2.2	2.3	2.3
RDEL	-0.3	-0.4				
Implied RDEL			4.6	4.0	7.0	8.3
Changes due to Government decisions						
Budget policy measures	0.0	-0.7	0.0	-0.2	0.9	0.6
Effect of applying new Budget spending policy assumptions post 2015-16			-1.9	-1.9	-2.0	20.2

¹Excluding classification changes

Note: this table uses the convention that a negative figure means an improvement in PSNB.

List of abbreviations

AIIB	Asian Infrastructure Investment Bank
AME	Annually Managed Expenditure
APD	Air Passenger Duty
API	Application Payment Interface
ATED	Annual Tax on Enveloped Dwellings
AWRC	Advanced Wellbeing Research Centre
B&B	Bradford and Bingley plc
BESN	Big Energy Saving Network
BIS	Department for Business, Innovation and Skills
BSP	Bereavement Support Payment
CAMHS	Child and Adolescent Mental Health Services
CBT	Cognitive Behavioural Therapy
CCL	Climate Change Levy
CCS	Crown Commercial Service
CCT	Company Car Tax
CfD	Contract for Difference
CGE	Computable General Equilibrium
CGNCR	Central government net cash requirement
CGT	Capital gains tax
CHP	Combined heat and power
CMA	Competition and Markets Authority
CML	Council of Mortgage Lenders
CoACS	Co-ownership Authorised Contractual Scheme
CPI	Consumer Prices Index
CPS	Carbon Price Support
CTA 2010	Corporation Tax Act 2010
CYP IAPT	Children and Young People's Increasing Access to Psychological Therapies
DBS	Disclosure and Barring Service
DCLG	Department for Communities and Local Government
DCMS	Department for Culture, Media and Sport
DECC	Department of Energy and Climate Change
DEL	Departmental Expenditure Limit
DfE	Department for Education
DfT	Department for Transport
DMO	Debt Management Office
DOTAS	Disclosure of Tax Avoidance Scheme
DPT	Diverted Profits Tax
DWP	Department for Work and Pensions
ECA	Enhanced capital allowance
EEA	European Economic Area
EFO	Economic and fiscal outlook

EIS	Enterprise Investment Scheme
EPSRC	Engineering and Physical Sciences Research Council
ER	Entrepreneurs Relief
EU	European Union
FBC	Fuel Benefit Charge
FCA	Financial Conduct Authority
FCERM	Flood and Coastal Erosion Risk Management
FCO	Foreign and Commonwealth Office
FITs	Feed in tariffs
FLS	Funding for Lending Scheme
FPC	Financial Policy Committee
FTSE	Financial Times Stock Exchange
G7	A group of 7 major industrial nations (comprising: Canada, France, Germany, Italy, Japan, UK and US)
G20	A group of 20 finance ministers and central bank governors representing 19 countries plus the European Union
GAAR	General Anti-Abuse Rule
GASDS	Gift Aid Small Donations Scheme
GDP	Gross Domestic Product
GLA	Greater London Authority
GNI	Gross National Income
HCA	Homes and Communities Agency
HEFCE	Higher Education Funding Council for England
HGV	Heavy Goods Vehicle
HMRC	Her Majesty's Revenue & Customs
HMT	Her Majesty's Treasury
HS2	High Speed 2
HS3	High Speed 3
IAPT	Improving Access to Psychological Therapies
IFS	Institute for Fiscal Studies
IHT	Inheritance Tax
IMF	International Monetary Fund
ILO	International Labour Organization
ISA	Individual savings account
JSA	Job Seeker's Allowance
LCF	Landfill Communities Fund
LEP	Local Enterprise Partnership
LESA	Landlord's Energy Saving Allowance
LLC	London Land Commission
LOI	Loss on Ignition
LTEP	Long Term Economic Plan
MPC	Monetary Policy Committee
NFR	Net Financing Requirement
NICs	National Insurance contributions
NMW	National Minimum Wage
NR	Network Rail
NRAM	Northern Rock Asset Management
NS&I	National Savings and Investments

OBR	Office for Budget Responsibility
OECD	Organisation for Economic Co-operation and Development
OGA	Oil and Gas Authority
ONS	Office for National Statistics
OTS	Office of Tax Simplification
P2P	Peer to Peer
PAIF	Property Authorised Investment Fund
POTAS	Promoters of Tax Avoidance Schemes
PPL	Pence per litre
PRA	Prudential Regulation Authority
PRR	Private Residence Relief
PRT	Petroleum Revenue Tax
PSCE	Public Sector Current Expenditure
PSF	Public Sector Finances
PSGI	Public Sector Gross Investment
PSNB	Public Sector Net Borrowing
PSND	Public Sector Net Debt
PSR	Payment System Regulator
R&D	Research and development
RBS	Royal Bank of Scotland
RFES	Ring Fence Expenditure Supplement
RHDI	Real Household Disposable Income
RPI	Retail Prices Index
RPMS	Residential Property Management Services
SDLT	Stamp Duty Land Tax
SEIS	Seed Enterprise Investment Scheme
SGP	Stability and Growth Pact
SITR	Social Investment Tax Relief
SME	Small and medium-sized enterprise
TfL	Transport for London
TfN	Transport for the North
TME	Total Managed Expenditure
UDC	Urban Development Corporation
UKAR	UK Asset Resolution Ltd
UKCRIC	UK Collaboratorium for Research in Infrastructure and Cities
UKCS	UK Continental Shelf
UKEF	UK Export Finance
UKTI	UK Trade and Investment
VAT	Value Added Tax
VBC	Van Benefit Charge
VCT	Venture Capital Trust
VED	Vehicle Excise Duty
VFX	Visual effects
WTC	Working Tax Credit

LIST OF TABLES

Executive Summary

- 1 Summary of Budget policy decisions

Chapter 1 – Budget Report

- 1.1 Summary of the OBR's central economic forecast
- 1.2 Total consolidation plans over this Parliament
- 1.3 Overview of the OBR's central fiscal forecast
- 1.4 Comparison of key fiscal aggregates to Autumn Statement 2014
- 1.5 Spending within the welfare cap
- 1.6 Cumulative cash savings to selected illustrative small businesses between 2010-11 and 2015-16

Chapter 2 – Budget policy decisions

- 2.1 Budget 2015 policy decisions
- 2.2 Measures announced at Autumn Statement 2014 or earlier which will take effect from April 2015 or later
- 2.3 Total Managed Expenditure
- 2.4 Implied DEL
- 2.5 Departmental Expenditure Limits
- 2.6 Financial transactions: impact on central government net cash requirement

Annex A – Welfare cap

- A.1 Benefits and tax credits in scope of the welfare cap

Annex B – Financing

- B.1 Financing arithmetic in 2014-15 and 2015-16
- B.2 Illustrative gross financing requirement

Annex C – OBR's Economic and fiscal outlook: selected tables

- C.1 Detailed summary of OBR central economic forecast
- C.2 Determinants of the OBR central fiscal forecast
- C.3 Current Receipts: OBR forecast
- C.4 Total managed Expenditure: OBR forecast
- C.5 OBR forecast of the headline fiscal aggregates
- C.6 Changes to the cyclically adjusted current budget since December 2014
- C.7 Changes to the public sector net debt since December 2014
- C.8 OBR's forecast of public sector net borrowing

LIST OF CHARTS

Executive Summary

- 1 Public sector spending 2015-16
- 2 Public sector receipts 2015-16

Chapter 1 – Budget Report

- 1.1 Crude oil (Brent) price since January 2014
- 1.2 International comparison of employment
- 1.3 Different measures of living standards
- 1.4 Current account
- 1.5 Calculated impact of financial sector interventions on net debt
- 1.6 Consolidation in the cyclically-adjusted current budget deficit
- 1.7 Public sector net debt
- 1.8 Path of public sector net debt under different policy assumptions
- 1.9 Projections of public sector net debt in 2014-15 and 2035-26 under different policy assumptions, with and without illustrative shocks
- 1.10 G20 Corporate Tax rates in 2015
- 1.11 Personal allowance: impact on an individual earning £20,000 per year
- 1.12 Personal allowance: cash gains
- 1.13 Taxation of savings 2016-17

LIST OF FIGURES

Chapter 1 – Budget Report

- 1 Implementation of the government's growth commitments
- 2 Investment across the United Kingdom
- 3 How the Help to Buy: ISA will work

HM Treasury contacts

This document can be downloaded from
www.gov.uk

If you require this information in an alternative
format or have general enquiries about
HM Treasury and its work, contact:

Correspondence Team
HM Treasury
1 Horse Guards Road
London
SW1A 2HQ

Tel: 020 7270 5000

Email: public.enquiries@hmtreasury.gsi.gov.uk

ISBN 978-1-4741-1615-2



9 781474 116152