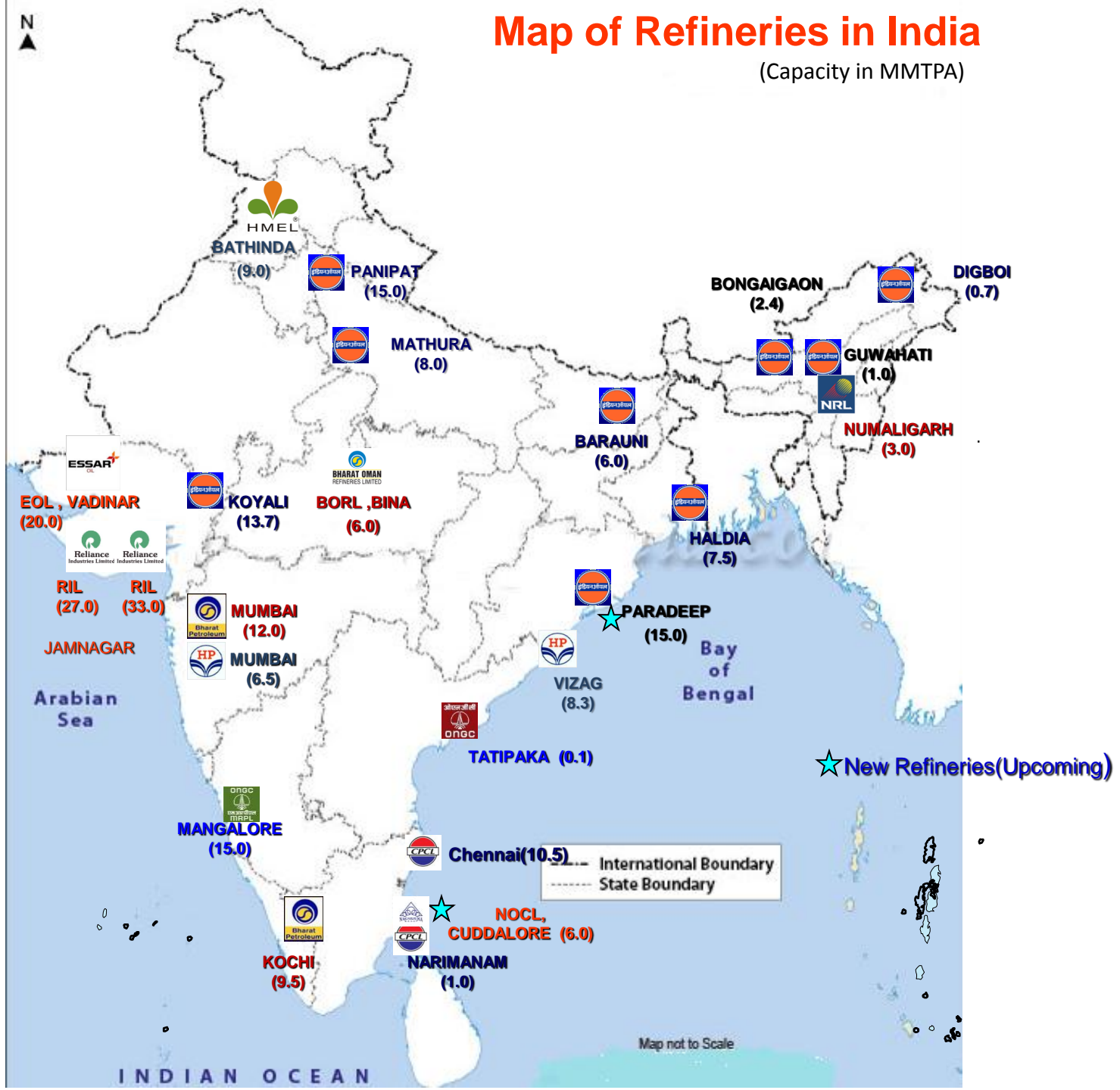













# Map of Refineries in India

(Capacity in MMTPA)



S. No.	NAME OF THE OIL COMPANY	STATE	LOCATION OF REFINERY	CAPACITY (MMTPA)
1	 INDIAN OIL CORPORATION LIMITED (IOCL)	BIHAR	BARAUNI	6.00
2		GUJARAT	KOYALI	13.70
3		WEST BENGAL	HALDIA	7.50
4		UTTAR PRADESH	MATHURA	8.00
5		HARYANA	PANIPAT	15.00
6		ASSAM	GUWAHATI	1.00
7		ASSAM	DIGBOI	0.65
8		ASSAM	BONGAIGAON	2.35
			<b>IOCL TOTAL</b>	
9	 HINDUSTAN PETROLEUM CORPORATION LIMITED (HPCL)	MAHARASTRA	MUMBAI	6.50
10		ANDHRA PRADESH	VISAKH	8.30
11	 HPCL-HINDUSTAN MITTAL ENERGY LIMITED (HMEL)(JV)	PUNJAB	BATHINDA	9.00
		<b>HPCL-TOTAL</b>		<b>23.80</b>
12	 BHARAT PETROLEUM CORPORATION LIMITED (BPCL)	MAHARASTRA	MUMBAI	12.00
13		KERALA	KOCHI	9.50
14	 BPCL-BHARAT OMAN REFINERIES LIMITED (BORL)(JV)	MADHYA PRADESH	BINA	6.00
		<b>BPCL-TOTAL</b>		<b>27.50</b>
15	 CHENNAI PETROLEUM CORPORATION LIMITED (CPCL)	TAMIL NADU	MANALI	10.50
16		TAMIL NADU	CAUVERY BASIN	1.00
		<b>CPCL-TOTAL</b>		<b>11.50</b>
17	 NUMALIGARH REFINERIES LIMITED (NRL)	ASSAM	NUMALIGARH	3.00
18	 OIL & NATURAL GAS CORPORATION LIMITED (ONGC)	ANDHRA PRADESH	TATIPAKA	0.07
19	 ONGC-MANGALORE REFINERIES & PETROCHEMICALS LIMITED (MRPL)	KARNATAKA	MANGALORE	15.00
		<b>ONGC TOTAL</b>		<b>15.07</b>
		<b>PSU/ JV Total</b>		<b>135.07</b>
20	 RELIANCE INDUSTRIES LIMITED (RIL)	GUJARAT	JAMNAGAR (DTA)	33.00
21		GUJARAT	JAMNAGAR (SEZ)	27.00
22	 ESSAR OIL LIMITED (EOL)	GUJARAT	VADINAR	20.00
		<b>PVT Total</b>		<b>80.00</b>
		<b>ALL INDIA</b>		<b>215.07</b>

PSU : PUBLIC SECTOR UNDERTAKING

JV :JOINT VENTURE (JV)

PVT :PRIVATE

SEZ: SPECIAL ECONOMIC ZONE

DTA: DOMESTIC TARIFF AREA

MMTPA: Million Metric Tonne Per Annum