

Return of Votes

For Massachusetts State Election

November 4, 2008



Compiled by
William Francis Galvin
Secretary of the Commonwealth
Elections Division

Certified by the
Governor and Council

ELECTORS OF PRESIDENT AND VICE PRESIDENT
SENATOR IN CONGRESS
REPRESENTATIVES IN CONGRESS
EXECUTIVE COUNCILLORS
SENATORS IN GENERAL COURT
REPRESENTATIVES IN GENERAL COURT
CLERK OF COURTS - PLYMOUTH COUNTY - VACANCY
REGISTER OF PROBATE
STATE-WIDE BALLOT QUESTIONS
DUKES COUNTY CHARTER
PUBLIC POLICY QUESTIONS

The Commonwealth of Massachusetts

EXECUTIVE DEPARTMENT, COUNCIL CHAMBERS

November 24, 2008

His Excellency the Governor and Council, having examined the returns of votes for Electors of the President and Vice President given in the several cities and towns in the manner prescribed by the Constitution and Laws of the Commonwealth on the fourth day of November last past, find that the following named persons have received the number of votes set against their names.

ELECTORS OF PRESIDENT AND VICE PRESIDENT

Baldwin and Castle (Constitution) have	4,971
Barr and Root (Libertarian) have.....	13,189
McCain and Palin (Republican) have	1,108,854
McKinney and Clemente (Green-Rainbow) have.....	6,550
Nader and Gonzalez (Independent) have.....	28,841
Obama and Biden (Democratic) have.....	1,904,097
and appear to be elected.	
All others.....	14,483
Blanks	22,010
Total votes cast	3,102,995

His Excellency the Governor and Council therefore proclaim the following named Electors of President and Vice President to have received at least one-fifth the entire number of votes cast for electors, have received the number of votes set against their names.

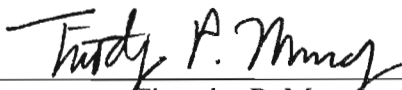
Democratic Party Presidential Electors

Republican Party Presidential Electors


Samuel Poulten	1,904,097
Melvin Poindexter	1,904,097
Jason Whittet	1,904,097
Joseph H. Kaplan	1,904,097
John P. Brissette	1,904,097
Raymond A. Jordan	1,904,097
Patricia Marcus	1,904,097
Brenda Brathwaite	1,904,097
Carol Pacheco	1,904,097
MaryAnne Dube	1,904,097
Faye Morrison	1,904,097
Corinne Wingard	1,904,097

Nancy J. Luther	1,108,854
Brent J. Andersen	1,108,854
Isaac J. Mass	1,108,854
Robert A. Semonian	1,108,854
Jeanne S. Boynton	1,108,854
Debra R. Tucker	1,108,854
Robert A. Magovern	1,108,854
Ricardo M. Barros	1,108,854
Matthew W. Kinnaman	1,108,854
Edward Bergin McGrath	1,108,854
Monica C. Medeiros	1,108,854
Christina A. Bain	1,108,854


In Council, Boston, November 24, 2008



Timothy P. Murray
Lieutenant Governor




Valerie McCarthy
Executive Secretary



Deval L. Patrick
Governor

The foregoing findings are this day adopted.



Office of the Secretary of the Commonwealth, November 24, 2008
WILLIAM FRANCIS GALVIN
Secretary of the Commonwealth

A true copy.

The Commonwealth of Massachusetts

EXECUTIVE DEPARTMENT, COUNCIL CHAMBERS

December 3, 2008

His Excellency the Governor and Council, having examined the returns of votes for Representatives in Congress, State Officers, and ballot questions given in the several cities and towns in the manner prescribed by the Constitution and Laws of the Commonwealth on the fourth day of November last past, find that the following named persons have received the number of votes set against their names.

UNITED STATES SENATOR

John F. Kerry, of Boston (Democrat) has	1,971,974
and appears to be elected.	
Jeffrey K. Beatty, of Harwich (Republican) has	926,044
Robert J. Underwood, of Springfield (Libertarian) has	93,713
All Others.....	2,516
Blanks	108,748
Total Votes Cast.....	3,102,995

REPRESENTATIVE IN CONGRESS

FIRST DISTRICT

John W. Olver, of Amherst (Democrat) has	215,696
and is duly elected.	
Nathan A. Bech, of West Springfield (Republican) has	80,067
All Others.....	336
Blanks	13,518
Total Votes Cast.....	309,617

SECOND DISTRICT

Richard E. Neal, of Springfield (Democrat) has	234,369
and is duly elected.	
All Others.....	3,631
Blanks	68,820
Total Votes Cast.....	306,820

THIRD DISTRICT

James P. McGovern, of Worcester (Democrat) has.....	227,619
and is duly elected.	
All Others.....	3,488
Blanks	72,208
Total Votes Cast.....	303,315

FOURTH DISTRICT

Barney Frank, of Newton (Democrat) has.....	203,032
and is duly elected.	
Earl Henry Sholley, of Norfolk (Republican) has	75,571
Susan Allen, of Brookline (I) has	19,848
All Others.....	337
Blanks	16,946
Total Votes Cast.....	315,734

FIFTH DISTRICT

Nicola S. Tsongas, of Lowell (Democrat) has.....	225,947
and is duly elected.	
All Others.....	2,960
Blanks	73,490
Total Votes Cast.....	302,397

SIXTH DISTRICT

John F. Tierney, of Salem (Democrat) has	226,216
and is duly elected.	
Richard A. Baker, of West Newbury (Republican) has.....	94,845
All Others.....	251
Blanks	17,406
Total Votes Cast.....	338,718

SEVENTH DISTRICT

Edward J. Markey, of Malden (Democrat) has.....	212,304
and is duly elected.	
John Cunningham, of Revere (Republican) has	67,978
All Others.....	400
Blanks	20,528
Total Votes Cast.....	301,210

EIGHTH DISTRICT

Michael E. Capuano, of Somerville (Democrat) has	185,530
and is duly elected.	
All Others.....	2,722
Blanks	55,761
Total Votes Cast.....	244,013

NINTH DISTRICT

Stephen F. Lynch, of Boston (Democrat) has.....	242,166
and is duly elected.	
All Others.....	3,128
Blanks	72,126
Total Votes Cast.....	317,420

TENTH DISTRICT

William D. Delahunt, of Quincy (Democrat) has	272,899
and is duly elected.	
All Others.....	3,774
Blanks	87,078
Total Votes Cast.....	363,751

EXECUTIVE COUNCILLORS

FIRST DISTRICT

Carole A. Fiola, of Fall River (Democrat) has.....	284,511
and appears to be elected.	
All Others.....	2,421
Blanks	133,218
Total Votes Cast.....	420,150

SECOND DISTRICT

Kelly A. Timilty, of Dedham (Democrat) has	281,093
and appears to be elected.	
All Others.....	3,797
Blanks	130,654
Total Votes Cast.....	415,544

THIRD DISTRICT

Marilyn M. Petitto Devaney, of Watertown (Democrat) has.....	249,960
and appears to be elected.	
All Others.....	3,449
Blanks	135,862
Total Votes Cast.....	389,271

FOURTH DISTRICT

Christopher A. Iannella, Jr., of Boston (Democrat) has.....	254,765
and appears to be elected.	
All Others.....	3,555
Blanks	113,485
Total Votes Cast.....	371,805

FIFTH DISTRICT

Mary-Ellen Manning, of Salem (Democrat) has.....	270,799
and appears to be elected.	
All Others.....	2,876
Blanks	127,171
Total Votes Cast.....	400,846

SIXTH DISTRICT

Michael J. Callahan, of Medford (Democrat) has.....	246,219
and appears to be elected.	
All Others.....	2,670
Blanks	110,810
Total Votes Cast.....	359,699

SEVENTH DISTRICT

Thomas J. Foley, of Worcester (Democrat) has	269,562
and appears to be elected.	
All Others.....	2,537
Blanks	112,204
Total Votes Cast.....	384,303

EIGHTH DISTRICT

Thomas T. Merrigan, of Greenfield (Democrat) has	215,907
and appears to be elected.	
Michael Franco, of East Longmeadow (Republican) has	93,946
All Others.....	517
Blanks	51,007
Total Votes Cast.....	361,377

SENATOR IN GENERAL COURT

BERKSHIRE, HAMPSHIRE & FRANKLIN DISTRICT

Benjamin Brackett Downing, of Pittsfield (Democrat) has	63,559
and appears to be elected.	
All Others.....	671
Blanks	13,694
Total Votes Cast.....	77,924

BRISTOL & NORFOLK DISTRICT

James E. Timilty, of Walpole (Democrat) has.....	49,761
and appears to be elected.	
Jon W. Rockwood, Sr., of Walpole (Republican) has	27,311
All Others.....	65
Blanks	7,638
Total Votes Cast.....	84,775

FIRST BRISTOL & PLYMOUTH DISTRICT

Joan M. Menard, of Fall River (Democrat) has	54,540
and appears to be elected.	
All Others.....	204
Blanks	18,314
Total Votes Cast.....	73,058

SECOND BRISTOL & PLYMOUTH DISTRICT

Mark C. Montigny, of New Bedford (Democrat) has.....	55,786
and appears to be elected.	
All Others.....	628
Blanks	12,871
Total Votes Cast.....	69,285

CAPE & ISLANDS DISTRICT

Robert A. O’Leary, of Barnstable (Democrat) has	74,354
and appears to be elected.	
All Others.....	389
Blanks	26,643
Total Votes Cast.....	101,386

FIRST ESSEX DISTRICT

Steven A. Baddour, of Methuen (Democrat) has.....	61,137
and appears to be elected.	
All Others.....	349
Blanks	22,210
Total Votes Cast.....	83,696

SECOND ESSEX DISTRICT

Frederick E. Berry, of Peabody (Democrat) has.....	63,296
and appears to be elected.	
All Others.....	561
Blanks	20,423
Total Votes Cast.....	84,280

FIRST ESSEX & MIDDLESEX DISTRICT

Bruce E. Tarr, of Gloucester (Republican) has.....	73,532
and appears to be elected.	
All Others.....	559
Blanks	23,093
Total Votes Cast.....	97,184

SECOND ESSEX & MIDDLESEX DISTRICT

Susan C. Tucker, of Andover (Democrat) has.....	50,086
and appears to be elected.	
All Others.....	648
Blanks	17,900
Total Votes Cast.....	68,634

THIRD ESSEX & MIDDLESEX DISTRICT

Thomas M. McGee, of Lynn, (Democrat) has.....	50,006
and appears to be elected.	
All Others.....	455
Blanks	16,591
Total Votes Cast.....	67,052

HAMPDEN DISTRICT

Stephen J. Buoniconti, of West Springfield (Democrat) has	44,429
and appears to be elected.	
All Others.....	531
Blanks	12,111
Total Votes Cast.....	57,071

FIRST HAMPDEN & HAMPSHIRE DISTRICT

Gale D. Candaras, of Wilbraham (Democrat) has	55,468
and appears to be elected.	
All Others.....	880
Blanks	20,459
Total Votes Cast.....	76,807

SECOND HAMPDEN & HAMPSHIRE DISTRICT

Michael R. Knapik, of Westfield (Republican) has	53,578
and appears to be elected.	
All Others.....	469
Blanks	16,452
Total Votes Cast.....	70,499

HAMPSHIRE & FRANKLIN DISTRICT

Stanley C. Rosenberg, of Amherst (Democrat) has	61,958
and appears to be elected.	
Keith C. McCormic, of Greenfield (Republican) has	12,112
All Others.....	72
Blanks	4,934
Total Votes Cast.....	79,076

FIRST MIDDLESEX DISTRICT

Steven C. Panagiotakos, of Lowell (Democrat) has	50,192
and appears to be elected.	
All Others.....	266
Blanks	14,529
Total Votes Cast.....	64,987

SECOND MIDDLESEX DISTRICT

Patricia D. Jehlen, of Somerville (Democrat) has.....	53,174
and appears to be elected.	
All Others.....	828
Blanks	18,478
Total Votes Cast.....	72,480

THIRD MIDDLESEX DISTRICT

Susan C. Fargo, of Lincoln (Democrat) has	49,132
and appears to be elected.	
Sandra B. Martinez, of Chelmsford (Republican) has.....	29,444
All Others.....	104
Blanks	6,736
Total Votes Cast.....	85,416

FOURTH MIDDLESEX DISTRICT

Brion M. Cangiamila, of Billerica, (Republican) has	26,416
Kenneth J. Donnelly, of Arlington (Democrat) has.....	52,690
and appears to be elected.	
All Others.....	109
Blanks	7,672
Total Votes Cast.....	86,887

MIDDLESEX & ESSEX DISTRICT

Richard R. Tisei, of Wakefield (Republican) has	56,460
and appears to be elected.	
All Others.....	743
Blanks	21,775
Total Votes Cast.....	78,978

FIRST MIDDLESEX & NORFOLK DISTRICT

Cynthia Stone Creem, of Newton (Democrat) has	56,870
and appears to be elected.	
All Others.....	661
Blanks	24,266
Total Votes Cast.....	81,797

SECOND MIDDLESEX & NORFOLK DISTRICT

Karen E. Spilka, of Ashland (Democrat) has.....	57,006
and appears to be elected.	
All Others.....	888
Blanks	22,032
Total Votes Cast.....	79,926

MIDDLESEX, SUFFOLK & ESSEX DISTRICT

Anthony D. Galluccio, of Cambridge (Democrat) has	43,632
and appears to be elected.	
All Other	390
Blanks	16,038
Total Votes Cast.....	60,060

MIDDLESEX & WORCESTER DISTRICT

James B. Eldridge, of Acton (Democrat) has	46,458
and appears to be elected.	
Steven L. Levy, of Marlborough (Republican) has	34,989
All Others.....	73
Blanks	7,027
Total Votes Cast.....	88,547

NORFOLK, BRISTOL & MIDDLESEX DISTRICT

Scott P. Brown, of Wrentham (Republican) has.....	49,795
and appears to be elected.	
Sara Orozco, of Needham (Democrat) has	35,289
All Others.....	81
Blanks	5,281
Total Votes Cast.....	90,986

NORFOLK, BRISTOL & PLYMOUTH DISTRICT

Brian A. Joyce, of Milton (Democrat) has.....	60,473
and appears to be elected.	
All Others.....	702
Blanks	21,983
Total Votes Cast.....	83,158

NORFOLK & PLYMOUTH DISTRICT

Michael W. Morrissey, of Quincy (Democrat) has.....	55,238
and appears to be elected.	
All Others.....	741
Blanks	18,372
Total Votes Cast.....	74,351

PLYMOUTH & BARNSTABLE DISTRICT

Therese Murray, of Plymouth (Democrat) has	68,908
and appears to be elected.	
All Others.....	801
Blanks	26,255
Total Votes Cast.....	95,964

FIRST PLYMOUTH & BRISTOL DISTRICT

Marc R. Pacheco, of Taunton (Democrat) has.....	60,222
and appears to be elected.	
All Others.....	714
Blanks	19,521
Total Votes Cast.....	80,457

SECOND PLYMOUTH & BRISTOL DISTRICT

Thomas P. Kennedy, of Brockton (Democrat) has	50,982
and appears to be elected.	
All Others.....	360
Blanks	16,483
Total Votes Cast.....	67,825

PLYMOUTH & NORFOLK DISTRICT

Robert L. Hedlund, Jr., of Weymouth (Republican) has	71,447
and appears to be elected.	
All Others.....	696
Blanks	21,499
Total Votes Cast.....	93,642

FIRST SUFFOLK DISTRICT

Jack Hart, of Boston (Democrat) has	41,973
and appears to be elected.	
Althea Garrison, of Boston (Independent) has	10,873
All Others.....	314
Blanks	12,150
Total Votes Cast.....	65,310

SECOND SUFFOLK DISTRICT

Sonia Rosa Chang-Díaz, of Boston (Democrat) has.....	55,865
and appears to be elected.	
William Theodore Leonard, of Boston (Socialist Workers Party) has	3,080
Dianne Wilkerson, of Boston (Write-In) has.....	988
All Others.....	597
Blanks	10,147
Total Votes Cast.....	70,677

FIRST SUFFOLK & MIDDLESEX DISTRICT

Anthony W. Petruccelli, of Boston (Democrat) has	44,252
and appears to be elected.	
All Others.....	490
Blanks	16,552
Total Votes Cast.....	61,294

SECOND SUFFOLK & MIDDLESEX DISTRICT

Steven A. Tolman, of Boston (Democrat) has.....	52,535
and appears to be elected.	
All Others.....	621
Blanks	15,368
Total Votes Cast.....	68,524

SUFFOLK & NORFOLK DISTRICT

Marian Walsh, of Boston (Democrat) has	53,247
and appears to be elected.	
All Others.....	1,012
Blanks	22,440
Total Votes Cast.....	76,699

FIRST WORCESTER DISTRICT

Harriette L. Chandler, of Worcester (Democrat) has.....	52,592
and appears to be elected.	
All Others.....	845
Blanks	18,610
Total Votes Cast.....	72,047

SECOND WORCESTER DISTRICT

Steven W. Baer, of Shrewsbury (Green-Rainbow) has	3,336
John I. Lebeaux, of Shrewsbury (Republican) has	24,657
Michael O. Moore, of Millbury (Democrat) has.....	41,234
and appears to be elected.	
All Others.....	121
Blanks	5,511
Total Votes Cast.....	74,859

WORCESTER, HAMPDEN, HAMPSHIRE & FRANKLIN DISTRICT

Stephen M. Brewer, of Barre (Democrat) has	65,670
and appears to be elected.	
All Others.....	339
Blanks	15,611
Total Votes Cast.....	81,620

WORCESTER & MIDDLESEX DISTRICT

Jennifer L. Flanagan, of Leominster (Democrat) has	54,341
and appears to be elected.	
All Others.....	556
Blanks	17,844
Total Votes Cast.....	72,741

WORCESTER & NORFOLK DISTRICT

Richard T. Moore, of Uxbridge (Democrat) has.....	61,701
and appears to be elected.	
All Others.....	620
Blanks	20,715
Total Votes Cast.....	83,036

REPRESENTATIVE IN GENERAL COURT

FIRST BARNSTABLE DISTRICT

Cleon H. Turner, of Dennis (Democrat) has.....	17,878
and appears to be elected.	
All Others.....	69
Blanks	7,300
Total Votes Cast.....	25,247

SECOND BARNSTABLE DISTRICT

Demetrius J. Atsalis, of Barnstable (Democrat) has.....	12,359
and appears to be elected.	
Carl D. Yingling, of Barnstable (Independent) has	5,224
All Others.....	3
Blanks	1,675
Total Votes Cast.....	19,261

THIRD BARNSTABLE DISTRICT

Matthew C. Patrick, of Falmouth (Democrat) has.....	12,898
and appears to be elected.	
Carey M. Murphy, of Falmouth (Independent) has	8,748
All Others.....	30
Blanks	1,960
Total Votes Cast.....	23,636

FOURTH BARNSTABLE DISTRICT

Sarah K. Peake, of Provincetown (Democrat) has.....	17,823
and appears to be elected.	
Donald F. Howell, of Harwich (Republican) has	8,437
All Others.....	6
Blanks	1,224
Total Votes Cast.....	27,490

FIFTH BARNSTABLE DISTRICT

Jeffrey Davis Perry, of Sandwich (Republican) has	15,780
and appears to be elected.	
Glenn S. Paré, of Sandwich (Democrat) has.....	6,790
All Others.....	10
Blanks	1,478
Total Votes Cast.....	24,058

BARNSTABLE, DUKES & NANTUCKET DISTRICT

Daniel James Larkosh, of West Tisbury (Democrat) has	7,519
Jacob D. Ferreira, of Tisbury (Independent) has	3,011
Melissa C. Freitag, of Falmouth (Unenrolled) has	3,399
Timothy R. Madden, of Nantucket (Independent) has	9,539
and appears to be elected.	
All Others.....	61
Blanks	2,129
Total Votes Cast.....	25,658

FIRST BERKSHIRE DISTRICT

Daniel E. Bosley, of North Adams (Democrat) has.....	14,316
and appears to be elected.	
All Others.....	61
Blanks	2,785
Total Votes Cast.....	17,162

SECOND BERKSHIRE DISTRICT

Denis E. Guyer, of Dalton (Democrat) has.....	18,426
and appears to be elected.	
All Others.....	64
Blanks	4,405
Total Votes Cast.....	22,895

THIRD BERKSHIRE DISTRICT

Christopher N. Speranzo, of Pittsfield (Democrat) has	13,684
and appears to be elected.	
All Others.....	36
Blanks	3,941
Total Votes Cast.....	17,661

FOURTH BERKSHIRE DISTRICT

William “Smitty” Pignatelli, of Lenox (Democrat) has	17,633
and appears to be elected.	
All Others.....	69
Blanks	3,567
Total Votes Cast.....	21,269

FIRST BRISTOL DISTRICT

Fred Jay Barrows, of Mansfield (Republican) has.....	11,323
and appears to be elected.	
Devin P. Romanul, of Mansfield (Democrat) has.....	7,164
All Others.....	12
Blanks	1,524
Total Votes Cast.....	20,023

SECOND BRISTOL DISTRICT

Bill Bowles, of Attleboro (Democrat) has	8,768
and appears to be elected.	
George T. Ross, of Attleboro (Republican) has.....	7,461
All Others.....	32
Blanks	901
Total Votes Cast.....	17,162

THIRD BRISTOL DISTRICT

James H. Fagan, of Taunton (Democrat) has.....	11,296
and appears to be elected.	
All Others.....	127
Blanks	4,405
Total Votes Cast.....	15,828

FOURTH BRISTOL DISTRICT

Steven J. D’Amico, of Seekonk (Democrat) has	16,073
and appears to be elected.	
All Others.....	178
Blanks	6,311
Total Votes Cast.....	22,562

FIFTH BRISTOL DISTRICT

Patricia A. Haddad, of Somerset (Democrat) has	15,755
and appears to be elected.	
All Others.....	75
Blanks	5,155
Total Votes Cast.....	20,985

SIXTH BRISTOL DISTRICT

David B. Sullivan, of Fall River (Democrat) has.....	12,646
and appears to be elected.	
All Others.....	53
Blanks	3,855
Total Votes Cast.....	16,554

SEVENTH BRISTOL DISTRICT

Kevin Aguiar, of Fall River (Democrat) has	9,217
and appears to be elected.	
CJ Ferry, of Fall River (Republican) has	2,206
All Others.....	6
Blanks	1,011
Total Votes Cast.....	12,440

EIGHTH BRISTOL DISTRICT

Michael J. Rodrigues, of Westport (Democrat) has.....	12,637
and appears to be elected.	
All Others.....	8
Blanks	3,744
Total Votes Cast.....	16,389

NINTH BRISTOL DISTRICT

John F. Quinn, of Dartmouth (Democrat) has	16,967
and appears to be elected.	
All Others.....	178
Blanks	4,955
Total Votes Cast.....	22,100

TENTH BRISTOL DISTRICT

William M. Straus, of Mattapoisett (Democrat) has	16,484
and appears to be elected.	
All Others.....	150
Blanks	5,792
Total Votes Cast.....	22,426

ELEVENTH BRISTOL DISTRICT

Robert M. Koczera, of New Bedford (Democrat) has	12,816
and appears to be elected.	
All Others.....	91
Blanks	3,154
Total Votes Cast.....	16,061

TWELFTH BRISTOL DISTRICT

Stephen R. Canessa, of New Bedford (Democrat) has	12,273
and appears to be elected.	
All Others.....	122
Blanks	4,200
Total Votes Cast.....	16,595

THIRTEENTH BRISTOL DISTRICT

Antonio F.D. Cabral, of New Bedford (Democrat) has	12,146
and appears to be elected.	
All Others.....	149
Blanks	2,962
Total Votes Cast.....	15,257

FOURTEENTH BRISTOL DISTRICT

Elizabeth A. Poirier, of North Attleborough (Republican) has	17,338
and appears to be elected.	
All Others.....	173
Blanks	4,630
Total Votes Cast.....	22,141

FIRST ESSEX DISTRICT

Michael A. Costello, of Newburyport (Democrat) has	17,037
and appears to be elected.	
All Others.....	272
Blanks	6,428
Total Votes Cast.....	23,737

SECOND ESSEX DISTRICT

Harriet L. Stanley, of West Newbury (Democrat) has.....	17,546
and appears to be elected.	
All Others.....	275
Blanks	7,304
Total Votes Cast.....	25,125

THIRD ESSEX DISTRICT

Brian S. Dempsey, of Haverhill (Democrat) has	12,649
and appears to be elected.	
All Others.....	0
Blanks	4,431
Total Votes Cast.....	17,080

FOURTH ESSEX DISTRICT

Bradford R. Hill, of Ipswich (Republican) has	15,779
and appears to be elected.	
Donald Bumiller, of Boxford (Democrat) has	6,390
All Others.....	7
Blanks	1,657
Total Votes Cast.....	23,833

FIFTH ESSEX DISTRICT

Ann-Margaret Ferrante, of Gloucester (Democrat) has	16,430
and appears to be elected.	
All Others.....	1,149
Blanks	4,999
Total Votes Cast.....	22,578

SIXTH ESSEX DISTRICT

Mary E. Grant, of Beverly (Democrat) has.....	15,347
and appears to be elected.	
All Others.....	91
Blanks	5,176
Total Votes Cast.....	20,614

SEVENTH ESSEX DISTRICT

John D. Keenan, of Salem (Democrat) has	14,473
and appears to be elected.	
All Others.....	81
Blanks	4,492
Total Votes Cast.....	19,316

EIGHTH ESSEX DISTRICT

Lori A. Ehrlich, of Marblehead (Democrat) has	14,072
and appears to be elected.	
John Blaisdell, of Marblehead (Republican) has	7,018
All Others.....	18
Blanks	1,764
Total Votes Cast.....	22,872

NINTH ESSEX DISTRICT

Mark V. Falzone, of Saugus (Democrat) has	15,045
and appears to be elected	
All Others.....	160
Blanks	7,361
Total Votes Cast.....	22,566

TENTH ESSEX DISTRICT

Robert F. Fennell, of Lynn (Democrat) has	9,893
and appears to be elected.	
All Others.....	113
Blanks	3,075
Total Votes Cast.....	13,081

ELEVENTH ESSEX DISTRICT

Steven M. Walsh, of Lynn (Democrat) has	10,026
and appears to be elected.	
All Others.....	96
Blanks	3,008
Total Votes Cast.....	13,130

TWELFTH ESSEX DISTRICT

Joyce A. Spiliotis, of Peabody (Democrat) has	15,807
and appears to be elected.	
All Others.....	294
Blanks	5,753
Total Votes Cast.....	21,854

THIRTEENTH ESSEX DISTRICT

Theodore C. Speliotis, of Danvers (Democrat) has	15,917
and appears to be elected.	
All Others.....	216
Blanks	6,363
Total Votes Cast.....	22,496

FOURTEENTH ESSEX DISTRICT

David M. Torrisi, of North Andover (Democrat) has	12,066
and appears to be elected.	
All Others.....	154
Blanks	4,875
Total Votes Cast.....	17,095

FIFTEENTH ESSEX DISTRICT

Linda Dean Campbell, of Methuen (Democrat) has	11,836
and appears to be elected.	
Joseph A. Leone, III, of Methuen (Independent) has	5,019
All Others.....	29
Blanks	2,308
Total Votes Cast.....	19,192

SIXTEENTH ESSEX DISTRICT

William Lantigua, of Lawrence (Democrat) has	7,309
and appears to be elected.	
All Others.....	658
Blanks	1,409
Total Votes Cast.....	9,376

SEVENTEENTH ESSEX DISTRICT

Barry R. Finegold, of Andover (Democrat) has	14,174
and appears to be elected.	
All Others.....	235
Blanks	5,964
Total Votes Cast.....	20,373

EIGHTEENTH ESSEX DISTRICT

Barbara A. L'Italien, of Andover (Democrat) has	11,980
and appears to be elected.	
Lawrence Brennan, of Georgetown (Republican) has	8,273
All Others.....	9
Blanks	1,647
Total Votes Cast.....	21,909

FIRST FRANKLIN DISTRICT

Stephen Kulik, of Worthington (Democrat) has	20,441
and appears to be elected.	
All Others.....	52
Blanks	4,183
Total Votes Cast.....	24,676

SECOND FRANKLIN DISTRICT

Christopher J. Donelan, of Orange (Democrat) has.....	13,956
and appears to be elected.	
Robert E. Parks, of Athol (Republican) has.....	3,690
All Others.....	13
Blanks	1,248
Total Votes Cast.....	18,907

FIRST HAMPDEN DISTRICT

Todd M. Smola, of Palmer (Republican) has	16,011
and appears to be elected.	
All Others.....	76
Blanks	5,039
Total Votes Cast.....	21,126

SECOND HAMPDEN DISTRICT

Brian Michael Ashe, of Longmeadow (Democrat) has	12,133
and appears to be elected.	
William G. Scibelli, of Longmeadow (Republican) has	10,146
All Others.....	28
Blanks	1,508
Total Votes Cast.....	23,815

THIRD HAMPDEN DISTRICT

Rosemary Sandlin, of Agawam (Democrat) has.....	10,247
and appears to be elected.	
Nicholas A. Boldyga, of Southwick (Independent) has.....	9,458
All Others.....	23
Blanks	1,371
Total Votes Cast.....	21,099

FOURTH HAMPDEN DISTRICT

Donald F. Humason, Jr., of Westfield (Republican) has	11,521
and appears to be elected.	
Brian R. Hoose, of Westfield (Democrat) has	5,080
All Others.....	15
Blanks	1,072
Total Votes Cast.....	17,688

FIFTH HAMPDEN DISTRICT

Michael F. Kane, of Holyoke (Democrat) has.....	12,110
and appears to be elected.	
All Others.....	58
Blanks	3,355
Total Votes Cast.....	15,523

SIXTH HAMPDEN DISTRICT

James T. Welch, of West Springfield (Democrat) has.....	13,531
and appears to be elected.	
All Others.....	84
Blanks	4,209
Total Votes Cast.....	17,824

SEVENTH HAMPDEN DISTRICT

Thomas M. Petrolati, of Ludlow (Democrat) has	14,210
and appears to be elected.	
All Others.....	124
Blanks	4,040
Total Votes Cast.....	18,374

EIGHTH HAMPDEN DISTRICT

Joseph F. Wagner, of Chicopee (Democrat).....	13,051
and appears to be elected.	
All Others.....	174
Blanks	2,877
Total Votes Cast.....	16,102

NINTH HAMPDEN DISTRICT

Sean Curran, of Springfield (Democrat) has.....	11,878
and appears to be elected.	
All Others.....	172
Blanks	3,533
Total Votes Cast.....	15,583

TENTH HAMPDEN DISTRICT

Cheryl Rivera, of Springfield (Democrat) has	6,926
and appears to be elected.	
George Vázquez, of Springfield (Republican) has	1,196
All Others.....	36
Blanks	1,331
Total Votes Cast.....	9,489

ELEVENTH HAMPDEN DISTRICT

Benjamin Swan, of Springfield (Democrat) has	9,830
and appears to be elected.	
All Others.....	235
Blanks	2,900
Total Votes Cast.....	12,965

TWELFTH HAMPDEN DISTRICT

Angelo J. Puppolo, Jr., of Springfield (Democrat) has	16,281
and appears to be elected.	
All Others.....	231
Blanks	5,761
Total Votes Cast.....	22,273

FIRST HAMPSHIRE DISTRICT

Peter V. Kocot, of Northampton (Democrat) has	19,124
and appears to be elected.	
All Others.....	94
Blanks	4,302
Total Votes Cast.....	23,520

SECOND HAMPSHIRE DISTRICT

John W. Scibak, of South Hadley (Democrat) has	16,628
and appears to be elected.	
All Others.....	43
Blanks	4,471
Total Votes Cast.....	21,142

THIRD HAMPSHIRE DISTRICT

Ellen Story, of Amherst (Democratic) has.....	13,252
and appears to be elected.	
All Others.....	123
Blanks	3,146
Total Votes Cast.....	16,521

FIRST MIDDLESEX DISTRICT

Robert S. Hargraves, of Groton (Republican) has	11,479
and appears to be elected.	
Virginia C. Wood, of Groton (Democrat) has	8,808
Zachary E. Saboliauskas, of Pepperell (Independent) has	1,226
All Others.....	14
Blanks	1,266
Total Votes Cast.....	22,793

SECOND MIDDLESEX DISTRICT

James Arciero, of Westford (Democrat) has.....	12,094
and appears to be elected.	
Paul J. Avella, of Littleton (Republican) has.....	10,648
All Others.....	11
Blanks.....	1,696
Total Votes Cast.....	24,449

THIRD MIDDLESEX DISTRICT

Kate Hogan, of Stow (Democrat) has.....	10,166
and appears to be elected.	
Sonny Parente, of Hudson (Republican) has.....	9,288
David A. Goulding, of Bolton (Independent) has.....	1,897
All Others.....	9
Blanks.....	1,059
Total Votes Cast.....	22,419

FOURTH MIDDLESEX DISTRICT

Danielle W. Gregoire, of Marlborough (Democrat) has.....	9,044
and appears to be elected.	
Arthur G. Vigeant, of Marlborough (Republican) has.....	8,296
Joseph L. Valianti, of Marlborough (Independent) has.....	1,484
All Others.....	23
Blanks.....	1,245
Total Votes Cast.....	20,092

FIFTH MIDDLESEX DISTRICT

David Paul Linsky, of Natick (Democrat) has.....	15,580
and appears to be elected.	
All Others.....	243
Blanks.....	6,023
Total Votes Cast.....	21,846

SIXTH MIDDLESEX DISTRICT

Pam Richardson, of Framingham (Democrat) has.....	12,707
and appears to be elected.	
James M. Pillsbury, of Framingham (Write-In) has.....	341
All Others.....	347
Blanks.....	5,125
Total Votes Cast.....	18,520

SEVENTH MIDDLESEX DISTRICT

Tom Sannicandro, of Ashland (Democrat) has	12,241
and appears to be elected.	
All Others.....	138
Blanks	4,666
Total Votes Cast.....	17,045

EIGHTH MIDDLESEX DISTRICT

Carolyn C. Dykema, of Holliston (Democrat) has	11,680
and appears to be elected.	
Dan Haley, of Holliston (Republican) has	10,685
All Others.....	17
Blanks	1,463
Total Votes Cast.....	23,845

NINTH MIDDLESEX DISTRICT

Thomas M. Stanley, of Waltham (Democrat) has	14,359
and appears to be elected.	
All Others.....	150
Blanks	6,066
Total Votes Cast.....	20,575

TENTH MIDDLESEX DISTRICT

Peter J. Koutoujian, of Waltham (Democrat) has	11,460
and appears to be elected.	
All Others.....	150
Blanks	3,744
Total Votes Cast.....	15,354

ELEVENTH MIDDLESEX DISTRICT

Kay S. Khan, of Newton (Democrat) has	14,720
and appears to be elected.	
All Others.....	196
Blanks	6,210
Total Votes Cast.....	21,126

TWELFTH MIDDLESEX DISTRICT

Ruth B. Balsler, of Newton (Democrat) has	13,699
and appears to be elected.	
All Others.....	180
Blanks	5,944
Total Votes Cast.....	19,823

THIRTEENTH MIDDLESEX DISTRICT

Thomas P. Conroy, of Wayland (Democrat) has	12,225
and appears to be elected.	
Susan W. Pope, of Wayland (Republican) has	8,539
All Others.....	20
Blanks	1,207
Total Votes Cast.....	21,991

FOURTEENTH MIDDLESEX DISTRICT

Cory Atkins, of Concord (Democrat) has	13,868
and appears to be elected.	
Richard P. McClure of Chelmsford (Independent) has	7,297
All Others.....	40
Blanks	2,710
Total Votes Cast.....	23,915

FIFTEENTH MIDDLESEX DISTRICT

Jay R. Kaufman, of Lexington (Democrat) has	15,299
and appears to be elected.	
All Others.....	181
Blanks	6,458
Total Votes Cast.....	21,938

SIXTEENTH MIDDLESEX DISTRICT

Thomas A. Golden, Jr., of Lowell (Democrat) has.....	12,040
and appears to be elected.	
All Others.....	54
Blanks	4,522
Total Votes Cast.....	16,616

SEVENTEENTH MIDDLESEX DISTRICT

David M. Nangle, of Lowell (Democrat) has	10,365
and appears to be elected.	
All Others.....	39
Blanks	3,890
Total Votes Cast.....	14,294

EIGHTEENTH MIDDLESEX DISTRICT

Kevin J. Murphy, of Lowell (Democrat) has	6,604
and appears to be elected.	
Kenneth J. Patrician, of Lowell (Unenrolled) has.....	1,289
All Others.....	3
Blanks	1,626
Total Votes Cast.....	9,522

NINETEENTH MIDDLESEX DISTRICT

James R. Miceli, of Wilmington (Democrat) has	16,725
and appears to be elected.	
All Others.....	239
Blanks	4,448
Total Votes Cast.....	21,412

TWENTIETH MIDDLESEX DISTRICT

Bradley H. Jones, Jr., of North Reading (Republican) has	16,381
and appears to be elected.	
Claire M. Paradiso, of Reading (Democrat) has	6,597
All Others.....	17
Blanks	2,063
Total Votes Cast.....	25,058

TWENTY-FIRST MIDDLESEX DISTRICT

Charles A. Murphy, of Burlington (Democrat) has	15,472
and appears to be elected.	
All Others.....	265
Blanks	6,621
Total Votes Cast.....	22,358

TWENTY-SECOND MIDDLESEX DISTRICT

William G. Greene, Jr., of Billerica (Democrat) has	11,836
and appears to be elected.	
Anthony Lucacio, of Billerica (Republican) has	6,491
All Others.....	15
Blanks	1,204
Total Votes Cast.....	19,546

TWENTY-THIRD MIDDLESEX DISTRICT

Sean Garballey, of Arlington (Democrat) has	18,353
and appears to be elected.	
All Others.....	234
Blanks	6,230
Total Votes Cast.....	24,817

TWENTY-FOURTH MIDDLESEX DISTRICT

William N. Brownsberger, of Belmont (Democrat) has	15,863
and appears to be elected.	
All Others.....	176
Blanks	6,338
Total Votes Cast.....	22,377

TWENTY-FIFTH MIDDLESEX DISTRICT

Alice K. Wolf, of Cambridge (Democrat) has	13,702
and appears to be elected.	
All Others.....	63
Blanks	3,912
Total Votes Cast.....	17,677

TWENTY-SIXTH MIDDLESEX DISTRICT

Timothy J. Toomey, Jr., of Cambridge (Democrat) has	12,503
and appears to be elected.	
All Others.....	119
Blanks	3,700
Total Votes Cast.....	16,322

TWENTY-SEVENTH MIDDLESEX DISTRICT

Denise Provost, of Somerville (Democrat) has	14,877
and appears to be elected.	
All Others.....	236
Blanks	4,040
Total Votes Cast.....	19,153

TWENTY-EIGHTH MIDDLESEX DISTRICT

Stephen Stat Smith, of Everett (Democrat) has	9,804
and appears to be elected.	
All Others.....	155
Blanks	4,202
Total Votes Cast.....	14,161

TWENTY-NINTH MIDDLESEX DISTRICT

Jonathan Hecht, of Watertown (Democrat) has	15,049
and appears to be elected.	
All Others.....	199
Blanks	5,061
Total Votes Cast.....	20,309

THIRTIETH MIDDLESEX DISTRICT

James J. Dwyer, of Woburn (Democrat) has	14,580
and appears to be elected.	
All Others.....	100
Blanks	5,565
Total Votes Cast.....	20,245

THIRTY-FIRST MIDDLESEX DISTRICT

Jason M. Lewis, of Winchester (Democrat) has	10,858
and appears to be elected.	
Brian P. O'Connor, of Winchester (Republican) has	5,147
Chad Riley, of Winchester (Independent) has	5,070
All Others.....	24
Blanks	1,613
Total Votes Cast.....	22,712

THIRTY-SECOND MIDDLESEX DISTRICT

Katherine M. Clark, of Melrose (Democrat) has	16,569
and appears to be elected.	
All Others.....	276
Blanks	6,877
Total Votes Cast.....	23,722

THIRTY-THIRD MIDDLESEX DISTRICT

Christopher G. Fallon, of Malden (Democrat) has	11,059
and appears to be elected.	
All Others.....	130
Blanks	3,274
Total Votes Cast.....	14,463

THIRTY-FOURTH MIDDLESEX DISTRICT

Carl M. Sciortino, Jr., of Medford (Democrat) has	12,088
and appears to be elected.	
All Others.....	261
Blanks	3,762
Total Votes Cast.....	16,111

THIRTY-FIFTH MIDDLESEX DISTRICT

Paul J. Donato, of Medford (Democrat) has	13,240
and appears to be elected.	
All Others.....	247
Blanks	3,900
Total Votes Cast.....	17,387

THIRTY-SIXTH MIDDLESEX DISTRICT

Colleen M. Garry, of Dracut (Democrat) has	15,369
and appears to be elected.	
All Others.....	63
Blanks	5,613
Total Votes Cast.....	21,045

THIRTY-SEVENTH MIDDLESEX DISTRICT

Jennifer E. Benson, of Lunenburg (Democrat) has.....	11,700
and appears to be elected.	
Kurt Hayes, of Boxborough (Republican) has.....	9,268
All Others.....	17
Blanks	1,609
Total Votes Cast.....	22,594

FIRST NORFOLK DISTRICT

Bruce J. Ayers, of Quincy (Democrat) has.....	14,352
and appears to be elected.	
All Others.....	174
Blanks	4,382
Total Votes Cast.....	18,908

SECOND NORFOLK DISTRICT

Arthur Stephen Tobin, of Quincy (Democrat) has.....	12,424
and appears to be elected.	
All Others.....	184
Blanks	4,254
Total Votes Cast.....	16,862

THIRD NORFOLK DISTRICT

Ronald Mariano, of Quincy (Democrat) has.....	14,643
and appears to be elected.	
All Others.....	153
Blanks	5,256
Total Votes Cast.....	20,052

FOURTH NORFOLK DISTRICT

James Michael Murphy, of Weymouth (Democrat) has.....	13,385
and appears to be elected.	
Robert Montgomery Thomas, of Weymouth (Republican) has.....	4,572
All Others.....	35
Blanks	1,628
Total Votes Cast.....	19,620

FIFTH NORFOLK DISTRICT

Joseph R. Driscoll, Jr., of Braintree (Democrat) has	15,280
and appears to be elected.	
Richard A. Moran, of Braintree (Unenrolled) has	3,945
All Others.....	36
Blanks	2,632
Total Votes Cast.....	21,893

SIXTH NORFOLK DISTRICT

William C. Galvin, of Canton (Democrat) has	15,652
and appears to be elected.	
All Others.....	62
Blanks	4,924
Total Votes Cast.....	20,638

SEVENTH NORFOLK DISTRICT

Walter F. Timilty, of Milton (Democrat) has	15,393
and appears to be elected.	
All Others.....	116
Blanks	5,254
Total Votes Cast.....	20,763

EIGHTH NORFOLK DISTRICT

Louis L. Kafka, of Stoughton (Democrat) has.....	17,242
and appears to be elected.	
All Others.....	210
Blanks	5,892
Total Votes Cast.....	23,344

NINTH NORFOLK DISTRICT

Richard J. Ross, of Wrentham (Republican) has	12,688
and appears to be elected.	
Thomas Joseph Roache, of Medfield (Independent) has	7,974
All Others.....	31
Blanks	1,444
Total Votes Cast.....	22,137

TENTH NORFOLK DISTRICT

James E. Vallee, of Franklin (Democrat) has	16,236
and appears to be elected.	
All Others.....	225
Blanks	5,448
Total Votes Cast.....	21,909

ELEVENTH NORFOLK DISTRICT

Paul McMurtry, of Dedham (Democrat) has	15,874
and appears to be elected.	
All Others.....	172
Blanks	7,274
Total Votes Cast.....	23,320

TWELFTH NORFOLK DISTRICT

John H. Rogers, of Norwood (Democrat) has.....	14,539
and appears to be elected.	
All Others.....	284
Blanks	6,623
Total Votes Cast.....	21,446

THIRTEENTH NORFOLK DISTRICT

Lida E. Harkins, of Needham (Democrat) has.....	16,926
and appears to be elected.	
All Others.....	229
Blanks	7,222
Total Votes Cast.....	24,377

FOURTEENTH NORFOLK DISTRICT

Alice Hanlon Peisch, of Wellesley (Democrat) has.....	16,454
and appears to be elected.	
All Others.....	265
Blanks	6,563
Total Votes Cast.....	23,282

FIFTEENTH NORFOLK DISTRICT

Frank Israel Smizik, of Brookline (Democrat) has	13,737
and appears to be elected.	
All Others.....	63
Blanks	4,958
Total Votes Cast.....	18,758

FIRST PLYMOUTH DISTRICT

Vinny M. deMacedo, of Plymouth (Republican) has	14,778
and appears to be elected.	
Jay D. Ferguson, of Plymouth (Democrat) has.....	7,118
All Others.....	14
Blanks	1,267
Total Votes Cast.....	23,177

SECOND PLYMOUTH DISTRICT

Susan Williams Gifford, of Wareham (Republican) has	16,211
and appears to be elected.	
All Others.....	230
Blanks	5,590
Total Votes Cast.....	22,031

THIRD PLYMOUTH DISTRICT

Garrett J. Bradley, of Hingham (Democrat) has	19,641
and appears to be elected.	
All Others.....	99
Blanks	6,122
Total Votes Cast.....	25,862

FOURTH PLYMOUTH DISTRICT

James M. Cantwell, of Marshfield (Democrat) has	13,988
and appears to be elected.	
John M. Valianti, of Marshfield (Independent) has	8,673
All Others.....	24
Blanks	1,371
Total Votes Cast.....	24,056

FIFTH PLYMOUTH DISTRICT

Robert J. Nyman, of Hanover (Democrat) has	16,759
and appears to be elected.	
All Others.....	232
Blanks	6,176
Total Votes Cast.....	23,167

SIXTH PLYMOUTH DISTRICT

Daniel K. Webster, of Pembroke (Republican) has	16,914
and appears to be elected.	
All Others.....	262
Blanks	6,099
Total Votes Cast.....	23,275

SEVENTH PLYMOUTH DISTRICT

Allen J. McCarthy, of East Bridgewater (Democrat) has	16,377
and appears to be elected.	
All Others.....	174
Blanks	6,019
Total Votes Cast.....	22,570

EIGHTH PLYMOUTH DISTRICT

David L. Flynn, of Bridgewater (Democrat) has	14,980
and appears to be elected.	
All Others.....	170
Blanks	6,142
Total Votes Cast.....	21,292

NINTH PLYMOUTH DISTRICT

Michael D. Brady, of Brockton (Democrat) has.....	10,820
and appears to be elected.	
Lawrence P. Novak, of Brockton (Republican) has	2,104
All Others.....	21
Blanks	1,405
Total Votes Cast.....	14,350

TENTH PLYMOUTH DISTRICT

Christine E. Canavan, of Brockton (Democrat) has	13,113
and appears to be elected.	
All Others.....	86
Blanks	4,464
Total Votes Cast.....	17,663

ELEVENTH PLYMOUTH DISTRICT

Geraldine Creedon, of Brockton (Democrat) has	11,097
and appears to be elected.	
All Others.....	62
Blanks	4,527
Total Votes Cast.....	15,686

TWELFTH PLYMOUTH DISTRICT

Thomas J. Calter, III, of Kingston (Democrat) has.....	17,032
and appears to be elected.	
All Others.....	145
Blanks	7,455
Total Votes Cast.....	24,632

FIRST SUFFOLK DISTRICT

Carlo Basile, of Boston (Democrat) has	7,031
and appears to be elected.	
All Others.....	109
Blanks	2,155
Total Votes Cast.....	9,295

SECOND SUFFOLK DISTRICT

Eugene L. O’Flaherty, of Chelsea (Democrat) has.....	9,892
and appears to be elected.	
All Others.....	118
Blanks	3,718
Total Votes Cast.....	13,728

THIRD SUFFOLK DISTRICT

Salvatore F. DiMasi, of Boston (Democrat) has	11,695
and appears to be elected.	
All Others.....	484
Blanks	5,912
Total Votes Cast.....	18,091

FOURTH SUFFOLK DISTRICT

Brian P. Wallace, of Boston (Democrat) has	13,940
and appears to be elected.	
All Others.....	231
Blanks	4,380
Total Votes Cast.....	18,551

FIFTH SUFFOLK DISTRICT

Marie St. Fleur, of Boston (Democrat) has	8,371
and appears to be elected.	
All Others.....	211
Blanks	3,284
Total Votes Cast.....	11,866

SIXTH SUFFOLK DISTRICT

Willie Mae Allen, of Boston (Democrat) has	9,690
and appears to be elected.	
All Others.....	125
Blanks	3,305
Total Votes Cast.....	13,120

SEVENTH SUFFOLK DISTRICT

Gloria L. Fox, of Boston (Democrat) has	9,970
and appears to be elected.	
All Others.....	97
Blanks	2,420
Total Votes Cast.....	12,487

EIGHTH SUFFOLK DISTRICT

Martha Marty Walz, of Boston (Democrat) has	13,821
and appears to be elected.	
All Others.....	151
Blanks	4,923
Total Votes Cast.....	18,895

NINTH SUFFOLK DISTRICT

Byron Rushing, of Boston (Democrat) has.....	10,563
and appears to be elected.	
All Others.....	150
Blanks	3,560
Total Votes Cast.....	14,273

TENTH SUFFOLK DISTRICT

Michael F. Rush, of Boston (Democrat) has.....	15,219
and appears to be elected.	
All Others.....	218
Blanks	5,948
Total Votes Cast.....	21,385

ELEVENTH SUFFOLK DISTRICT

Elizabeth A. Malia, of Boston (Democrat) has.....	11,867
and appears to be elected.	
All Others.....	156
Blanks	4,775
Total Votes Cast.....	16,798

TWELFTH SUFFOLK DISTRICT

Linda Dorcena Forry, of Boston (Democrat) has	12,501
and appears to be elected.	
All Others.....	191
Blanks	4,409
Total Votes Cast.....	17,101

THIRTEENTH SUFFOLK DISTRICT

Martin J. Walsh, of Boston (Democrat) has	10,678
and appears to be elected.	
All Others.....	147
Blanks	3,370
Total Votes Cast.....	14,195

FOURTEENTH SUFFOLK DISTRICT

Angelo M. Scaccia, of Boston (Democrat) has.....	12,491
and appears to be elected.	
All Others.....	229
Blanks	5,131
Total Votes Cast.....	17,851

FIFTEENTH SUFFOLK DISTRICT

Jeffrey Sánchez, of Boston (Democrat) has.....	14,076
and appears to be elected.	
All Others.....	170
Blanks	4,684
Total Votes Cast.....	18,930

SIXTEENTH SUFFOLK DISTRICT

Kathi-Anne Reinstein, of Revere (Democrat) has	11,170
and appears to be elected.	
All Others.....	111
Blanks	4,538
Total Votes Cast.....	15,819

SEVENTEENTH SUFFOLK DISTRICT

Kevin G. Honan, of Boston (Democrat) has.....	9,854
and appears to be elected.	
All Others.....	128
Blanks	2,798
Total Votes Cast.....	12,780

EIGHTEENTH SUFFOLK DISTRICT

Michael J. Moran, of Boston (Democrat) has	9,628
and appears to be elected.	
All Others.....	137
Blanks	3,485
Total Votes Cast.....	13,250

NINETEENTH SUFFOLK DISTRICT

Robert A. DeLeo, of Winthrop (Democrat) has	11,381
and appears to be elected.	
All Others.....	165
Blanks	3,794
Total Votes Cast.....	15,340

FIRST WORCESTER DISTRICT

Lewis G. Evangelidis, of Holden (Republican) has.....	21,322
and appears to be elected.	
All Others.....	103
Blanks	5,692
Total Votes Cast.....	27,117

SECOND WORCESTER DISTRICT

Robert L. Rice, of Gardner (Democrat) has.....	11,921
and appears to be elected.	
Carolyn A. Kamuda, of Gardner (Unenrolled) has.....	4,521
All Others.....	10
Blanks	2,265
Total Votes Cast.....	18,717

THIRD WORCESTER DISTRICT

Stephen L. DiNatale, of Fitchburg (Democratic) has	11,092
and appears to be elected.	
All Others.....	147
Blanks	3,193
Total Votes Cast.....	14,432

FOURTH WORCESTER DISTRICT

Dennis A. Rosa, of Leominster (Democrat) has	9,671
and appears to be elected.	
Claire M. Freda, of Leominster (Unenrolled) has.....	7,473
All Others.....	21
Blanks	1,187
Total Votes Cast.....	18,352

FIFTH WORCESTER DISTRICT

Anne M. Gobi, of Spencer (Democrat) has	13,577
and appears to be elected.	
Stephen J. Comtois, II, of Brookfield (Republican) has	5,734
All Others.....	6
Blanks	1,141
Total Votes Cast.....	20,458

SIXTH WORCESTER DISTRICT

Geraldo Alicea, of Charlton (Democrat) has	11,047
and appears to be elected.	
Ronald J. Chernisky, of Southbridge (Republican) has	7,223
All Others.....	26
Blanks	920
Total Votes Cast.....	19,216

SEVENTH WORCESTER DISTRICT

Paul K. Frost, of Auburn (Republican) has.....	12,611
and appears to be elected.	
Daniel S. Carpenter, of Auburn (Democrat) has.....	6,675
All Others.....	7
Blanks	1,423
Total Votes Cast.....	20,716

EIGHTH WORCESTER DISTRICT

Paul Kujawski, of Webster (Democrat) has.....	9,823
and appears to be elected.	
Kevin J. Kuros, of Uxbridge (Republican) has.....	8,592
All Others.....	24
Blanks	1,074
Total Votes Cast.....	19,513

NINTH WORCESTER DISTRICT

George N. Peterson, Jr., of Grafton (Republican) has	18,672
and appears to be elected.	
All Others.....	90
Blanks	5,945
Total Votes Cast.....	24,707

TENTH WORCESTER DISTRICT

John V. Fernandes, of Milford (Democrat) has	14,476
and appears to be elected.	
All Others.....	152
Blanks	4,408
Total Votes Cast.....	19,036

ELEVENTH WORCESTER DISTRICT

Karyn E. Polito, of Shrewsbury (Republican) has	17,241
and appears to be elected.	
All Others.....	93
Blanks	4,037
Total Votes Cast.....	21,371

TWELFTH WORCESTER DISTRICT

Harold P. Naughton, Jr., of Clinton (Democrat) has	16,285
and appears to be elected.	
All Others.....	179
Blanks	5,605
Total Votes Cast.....	22,069

THIRTEENTH WORCESTER DISTRICT

Robert P. Spellane, of Worcester (Democrat) has	9,015
and appears to be elected.	
John J. Mahoney, of Worcester (Write-In) has.....	5,699
All Others.....	216
Blanks	4,026
Total Votes Cast.....	18,956

FOURTEENTH WORCESTER DISTRICT

James J. O’Day, of West Boylston (Democrat) has.....	12,470
and appears to be elected.	
All Others.....	228
Blanks	4,403
Total Votes Cast.....	17,101

FIFTEENTH WORCESTER DISTRICT

Vincent A. Pedone, of Worcester (Democrat) has.....	8,349
and appears to be elected.	
All Others.....	183
Blanks	2,833
Total Votes Cast.....	11,365

SIXTEENTH WORCESTER DISTRICT

John P. Fresolo, of Worcester (Democrat) has	7,412
and appears to be elected.	
Mathew T. Taylor, of Worcester (Independent) has.....	3,338
All Others.....	33
Blanks	903
Total Votes Cast.....	11,686

SEVENTEENTH WORCESTER DISTRICT

John J. Binienda, Sr., of Worcester (Democrat) has.....	11,631
and appears to be elected.	
All Others.....	182
Blanks	3,015
Total Votes Cast.....	14,828

EIGHTEENTH WORCESTER DISTRICT

Jennifer M. Callahan, of Sutton (Democrat) has	17,652
and appears to be elected.	
All Others.....	215
Blanks	5,317
Total Votes Cast.....	23,184

CLERK OF COURTS

**PLYMOUTH COUNTY
(To Fill Vacancy)**

Robert S. Creedon, Jr., of Brockton (Democrat) has	172,602
and appears to be elected.	
All Others.....	1,299
Blanks	77,638
Total Votes Cast.....	251,539

REGISTER OF PROBATE

BARNSTABLE COUNTY

Anastasia Welsh Perrino, of Dennis (Republican) has	64,945
and appears to be elected.	
Eric T. Turkington, of Falmouth (Democrat) has	51,257
James A. Feeney, of Harwich (Unenrolled) has	6,840
All Others.....	56
Blanks	10,502
Total Votes Cast.....	133,600

BERKSHIRE COUNTY

Francis B. Marinaro, of Pittsfield (Democrat) has.....	52,176
and appears to be elected.	
All Others.....	104
Blanks	14,313
Total Votes Cast.....	66,593

BRISTOL COUNTY

Gina L. DeRossi, of Dartmouth (Democrat) has	126,419
and appears to be elected.	
Robert C. Heroux, of Taunton (Republican) has	60,041
Roy D. Santos, of New Bedford (Unenrolled) has	25,402
All Others.....	274
Blanks	33,776
Total Votes Cast.....	245,912

DUKES COUNTY

Elizabeth J. Herrmann, of Edgartown (Republican) has.....	6,941
and appears to be elected.	
All Others.....	56
Blanks	3,612
Total Votes Cast.....	10,609

ESSEX COUNTY

Pamela Casey O'Brien., of Saugus (Democrat) has	235,567
and appears to be elected.	
All Others.....	1,975
Blanks	118,529
Total Votes Cast.....	356,071

FRANKLIN COUNTY

John F. Merrigan, of Greenfield (Democrat) has.....	31,741
and appears to be elected.	
All Others.....	102
Blanks	7,031
Total Votes Cast.....	38,874

HAMPDEN COUNTY

Thomas P. Moriarty, Jr., of Wilbraham (Democrat) has	134,467
and appears to be elected.	
John T. Cesan, of Agawam (Unenrolled) has	28,843
All Others.....	411
Blanks	35,392
Total Votes Cast.....	199,113

HAMPSHIRE COUNTY

David E. Sullivan, of Easthampton (Democrat) has	60,686
and appears to be elected.	
All Others.....	241
Blanks	19,111
Total Votes Cast.....	80,038

MIDDLESEX COUNTY

Tara E. DeCristofaro, of Medford (Democrat) has	474,220
and appears to be elected.	
All Others.....	5,155
Blanks	251,115
Total Votes Cast.....	730,490

NANTUCKET COUNTY

Susan D. Beamish, of Nantucket (Democrat/Republican) has	3,326
and appears to be elected.	
Julie A. Fitzgerald, of Nantucket (Unenrolled) has	2,258
All Others.....	15
Blanks	482
Total Votes Cast.....	6,081

NORFOLK COUNTY

Patrick W. McDermott, of Quincy (Democrat) has	231,697
and appears to be elected.	
All Others.....	3,565
Blanks	112,092
Total Votes Cast.....	347,354

PLYMOUTH COUNTY

Robert E. McCarthy, of East Bridgewater (Democrat) has	170,717
and appears to be elected.	
All Others.....	1,294
Blanks	79,528
Total Votes Cast.....	251,539

SUFFOLK COUNTY

Richard P. Iannella, of Boston (Democrat) has	182,443
and appears to be elected.	
All Others.....	2,936
Blanks	85,294
Total Votes Cast.....	270,673

WORCESTER COUNTY

Stephen G. Abraham, of Worcester (Democrat) has	250,297
and appears to be elected.	
All Others.....	2,370
Blanks	113,381
Total Votes Cast.....	266,048

**EXECUTIVE DEPARTMENT COUNCIL CHAMBER
BOSTON, DECEMBER**

STATE-WIDE BALLOT QUESTIONS

QUESTION 1

LAW PROPOSED BY INITIATIVE PETITION

Do you approve of a law summarized below, *on which no vote was taken by the Senate or the House of Representatives before May 6, 2008?*

SUMMARY

This proposed law would reduce the state personal income tax rate to 2.65% for all categories of taxable income for the tax year beginning on or after January 1, 2009, and would eliminate the tax for all tax years beginning on or after January 1, 2010.

The personal income tax applies to income received or gain realized by individuals and married couples, by estates of deceased persons, by certain trustees and other fiduciaries, by persons who are partners in and receive income from partnerships, by corporate trusts, and by persons who receive income as shareholders of "S corporations" as defined under federal tax law. The proposed law would not affect the tax due on income or gain realized in a tax year beginning before January 1, 2009.

The proposed law states that if any of its parts were declared invalid, the other parts would stay in effect.

	YES	NO	BLANK	TOTAL
County of Barnstable	48,459	79,707	5,434	133,600
County of Berkshire	15,028	49,760	1,805	66,593
County of Bristol	71,541	162,448	11,923	245,912
County of Dukes	3,837	6,075	697	10,609
County of Essex	115,654	228,068	12,349	356,071
County of Franklin	6,210	31,695	969	38,874
County of Hampden	50,060	141,842	7,211	199,113
County of Hampshire	16,143	62,004	1,891	80,038
County of Middlesex	213,598	493,355	23,537	730,490
County of Nantucket	2,507	3,258	316	6,081
County of Norfolk	106,891	229,266	11,197	347,354
County of Plymouth	85,477	158,379	7,683	251,539
County of Suffolk	60,062	190,087	20,524	270,673
County of Worcester	118,953	234,755	12,340	366,048
TOTAL	914,420	2,070,699	117,876	3,102,995

QUESTION 2

LAW PROPOSED BY INITIATIVE PETITION

Do you approve of a law summarized below, *on which no vote was taken by the Senate or House of Representatives before May 6, 2008?*

SUMMARY

This proposed law would replace the criminal penalties for possession for one ounce or less of marijuana with a new system of civil penalties, to be enforced by issuing citations, and would exclude information regarding this civil offense from the state's criminal record information system. Offenders age 18 or older would be subject to forfeiture of the marijuana plus a civil penalty of \$100. Offenders under the age of 18 would be subject to the same forfeiture and, if they complete a drug awareness program within one year of the offense, the same \$100 penalty.

Offenders under age 18 and their parents or legal guardian would be notified of the offense and the option for the offender to complete a drug awareness program developed by the state Department of Youth Services. Such programs would include ten hours of community service and at least four hours of instruction or group discussion concerning the use and abuse of marijuana and other drugs and emphasizing early detection and prevention of substance abuse.

The penalty for offenders under 18 who fail to complete such a program within one year could be increased to as much as \$1,000, unless the offender showed an inability to pay, an inability to participate in such a program, or the unavailability of such a program. Such an offender's parents could also be held liable for the increased penalty. Failure by an offender under 17 to complete such a program could also be a basis for a delinquency proceeding.

The proposed law would define possession of one ounce or less of marijuana as including possession of one ounce or less of tetrahydrocannabinol ("THC"), or having metabolized products of marijuana of THC in one's body.

Under the proposed law, possessing an ounce or less of marijuana could not be grounds for state or local government entities imposing any other penalty, sanction, or disqualification, such as denying student financial aid, public housing, public financial assistance including unemployment benefits, the right to operate a motor vehicle, or the opportunity to serve as a foster or adoptive parent. The proposed law would allow local ordinances or bylaws that prohibit the public use of marijuana, and would not affect existing laws, practices, or policies concerning operating a motor vehicle or taking other actions while under the influence of marijuana, unlawful possession of prescription forms of marijuana, or selling, manufacturing, or trafficking marijuana.

The money received from the new civil penalties would go to the city or town where the offense occurred.

	YES	NO	BLANK	TOTAL
County of Barnstable	84,528	44,847	4,225	133,600
County of Berkshire	37,109	27,394	2,090	66,593
County of Bristol	140,934	93,263	11,715	245,912
County of Dukes	7,815	2,181	613	10,609
County of Essex	218,437	126,533	11,101	356,071
County of Franklin	26,621	11,497	756	38,874
County of Hampden	119,655	70,707	8,751	199,113
County of Hampshire	56,156	22,240	1,642	80,038
County of Middlesex	476,457	230,981	23,052	730,490
County of Nantucket	4,523	1,351	207	6,081
County of Norfolk	217,409	119,239	10,706	347,354
County of Plymouth	155,637	89,482	6,420	251,539
County of Suffolk	173,152	75,477	22,044	270,673
County of Worcester	231,271	123,331	11,446	366,048
TOTAL	1,949,704	1,038,523	114,768	3,102,995

QUESTION 3

LAW PROPOSED BY INITIATIVE PETITION

Do you approve of a law summarized below, *on which no vote was taken by the Senate or the House of Representatives before May 6, 2008?*

SUMMARY

This proposed law would prohibit any dog racing or racing meeting in Massachusetts where any form of betting or wagering on the speed or ability of dogs occurs.

The State Racing Commission would be prohibited from accepting or approving any application or request for racing dates for dog racing.

Any person violating the proposed law could be required to pay a civil penalty of not less than \$20,000 to the Commission. The penalty would be used for the Commission's administrative purposes, subject to appropriation by the state Legislature. All existing parts of the chapter of the state's General Laws concerning dog and horse racing meetings would be interpreted as if they did not refer to dogs.

These changes would take effect January 1, 2010. The proposed law states that if any of its parts were declared invalid, the other parts would stay in effect.

	YES	NO	BLANK	TOTAL
County of Barnstable	82,302	46,351	4,947	133,600
County of Berkshire	46,526	17,844	2,223	66,593
County of Bristol	101,960	131,122	12,830	245,912
County of Dukes	7,423	2,466	720	10,609
County of Essex	183,739	159,266	13,066	356,071
County of Franklin	26,475	11,295	1,104	38,874
County of Hampden	129,161	59,634	10,318	199,113
County of Hampshire	56,929	20,624	2,485	80,038
County of Middlesex	413,971	287,128	29,391	730,490
County of Nantucket	4,160	1,698	223	6,081
County of Norfolk	170,058	164,183	13,113	347,354
County of Plymouth	106,792	136,881	7,866	251,539
County of Suffolk	134,938	110,559	25,176	270,673
County of Worcester	197,918	154,657	13,473	366,048
TOTAL	1,662,352	1,303,708	136,935	3,102,995

QUESTION 4

Shall the County Manager Plan of Section 18 of the County Charter Procedures Act be adopted for Dukes County, with the provision for a board of commissioners of seven members, elected for concurrent terms and elected at large?

SUMMARY

The proposed charter would retain the current form of Dukes County government (the county manager form with seven county commissioners), except that the commissioners would be elected for concurrent two-year terms, instead of non-concurrent (staggered) four-year terms, as is currently the case.

DUKES COUNTY	YES	NO	BLANK	TOTAL
AQUINNAH	189	65	59	313
CHILMARK	415	166	161	742
EDGARTOWN	1,441	508	523	2,472
GOSNOLD	42	18	20	80
OAK BLUFFS	1,480	615	593	2,688
TISBURY	1,359	577	504	2,440
WEST TISBURY	1,013	409	452	1,874
TOTALS	5,939	2,358	2,312	10,609

QUESTION 4, 5, OR 6

THIS QUESTION IS NOT BINDING

Shall the state representative from this district be instructed (1) to support legislation establishing health care as a human right regardless of age, state of health or employment status, by creating a single payer health insurance system that is comprehensive, cost effective, and publicly provided to all residents of Massachusetts; and (2) to oppose any laws penalizing the uninsured for failing to obtain health insurance.

	YES	NO	BLANK
In the First Barnstable Rep. District	14,655	6,840	3,752
In the Fourth Barnstable Rep. District	17,297	6,910	3,283
In the Barnstable, Dukes and Nantucket Rep. District	15,838	5,706	4,114
In the Second Franklin Rep. District	12,512	4,171	2,224
In the First Hampshire Rep. District	16,427	4,088	3,005
In the Third Hampshire Rep. District	11,486	2,575	2,460
In the Fifth Middlesex Rep. District	11,901	6,264	3,681
In the Twelfth Middlesex Rep. District	11,651	4,411	3,761
In the Fourth Plymouth Rep. District	13,358	6,984	3,714
In the Tenth Suffolk Rep. District	10,813	5,235	5,337

and the number of persons who voted in these districts were 224,453

QUESTION 4 OR 5

THIS QUESTION IS NOT BINDING

Shall the state representative from this district be instructed to vote in favor of legislation distributing \$450 million from the state’s “rainy day” stabilization fund to the cities and towns of the Commonwealth for residential property tax relief?

	YES	NO	BLANK
In the Fifth Barnstable Rep. District	13,838	6,289	3,931
In the Eighteenth Essex Rep. District	11,849	6,849	3,211
In the Thirty-Seventh Middlesex Rep. District	11,727	7,405	3,462
In the Sixth Worcester Rep. District	11,498	4,999	2,719
In the Eighteenth Worcester Rep. District	13,584	5,929	3,671

and the number of persons who voted in these districts were 110,961

QUESTION 4, 5, OR 6

THIS QUESTION IS NOT BINDING

Shall the state representative from this district be instructed to vote in favor of legislation that:

- (1) reduces greenhouse gas emissions in Massachusetts by 80% by 2020; and
- (2) phases out tax incentives for energy-intensive projects, while expanding job creation programs for locally-owned businesses and cooperatives involved in renewable energy, conservation, and sustainable agriculture?

	YES	NO	BLANK
In the Eighth Bristol Rep. District	9,270	3,570	3,549
In the First Hampshire Rep. District	17,187	3,364	2,969
In the Third Hampshire Rep. District	12,247	1,916	2,358
In the Third Middlesex Rep. District	14,850	4,253	3,316
In the Ninth Middlesex Rep. District	13,261	3,187	4,127
In the Fifteenth Middlesex Rep. District	14,716	3,346	3,876
In the Twenty-Third Middlesex Rep. District	17,527	3,641	3,649
In the Twenty-Fourth Middlesex Rep. District	15,823	3,144	3,410
In the Thirty-Second Middlesex Rep. District	15,522	4,129	4,071
In the Fifteenth Norfolk Rep. District	14,322	1,763	2,673
In the Third Worcester Rep. District	8,753	2,962	2,717

and the number of persons who voted in these districts were 225,468

QUESTION 4 OR 5

THIS QUESTION IS NOT BINDING

Shall the state representative from this district be instructed to vote in favor of legislation to make the state Legislature a part-time legislative body with part-time pay and benefits?

	YES	NO	BLANK
In the Tenth Bristol Rep. District	10,358	7,235	4,833
In the Fourteenth Norfolk Rep. District	9,442	7,917	5,923
and the number of persons who voted in these district were			45,708

QUESTION 4 OR 5

THIS QUESTION IS NOT BINDING

Shall the state representative from this district be instructed to vote in favor of legislation that would allow seriously ill patients, with their doctor's written recommendation, to possess and grow small amounts of marijuana for their personal medical use?

	YES	NO	BLANK
In the First Middlesex Rep. District	15,677	5,423	1,693
In the Twenty-First Middlesex Rep. District	14,154	5,915	2,289
In the Thirteenth Norfolk Rep. District	16,372	6,125	1,880
In the Sixth Plymouth Rep. District	15,267	6,155	1,853
and the number of persons who voted in these districts were			92,803

QUESTION 4

THIS QUESTION IS NOT BINDING

Shall the state representative from this district be instructed to vote in favor of a non-binding resolution calling on the federal government to support the right of all people, including non-Jewish Palestinian citizens of Israel, to live free from laws that give more rights to people of one religion than another?

	YES	NO	BLANK
In the Twenty-Fifth Middlesex Rep. District	9,753	3,686	4,238
In the Twenty-Seventh Middlesex Rep. District	9,157	5,569	4,427
and the number of persons who voted in these districts were			36,830

QUESTION 5

THIS QUESTION IS NOT BINDING

Shall the state representative from this district be instructed to vote in favor of amending the state Constitution to replace the state Legislature with 100 randomly selected adult residents of the Commonwealth, each serving a one-year term to be called the Commonwealth Jury and to have all the legislative and other powers of the current Legislature.

	YES	NO	BLANK
In the Twenty-Seventh Middlesex Rep. District	3,482	11,484	4,187
and the number of persons who voted in the district was			19,153

QUESTION 4 OR 5

THIS QUESTION IS NOT BINDING

Shall the state representative from this district be instructed to vote in favor of legislation that would support the development of Cape Wind in Nantucket Sound and other possible future onshore and offshore wind power developments in Massachusetts?

	YES	NO	BLANK
In the Fifth Norfolk Rep. District	15,958	2,497	3,438
In the Third Plymouth Rep. District	21,071	2,850	1,941
In the Fourth Plymouth Rep. District	18,484	2,738	2,834
In the Fifth Plymouth Rep. District	18,325	2,554	2,288
and the number of persons who voted in these districts were			94,978

QUESTION 4 OR 5


THIS QUESTION IS NOT BINDING

Shall the state representative from this district be instructed to vote in favor of legislation that would abolish county government and transfer all of its functions, duties and responsibilities to state government, including but not limited to the operation and management of the county jail and house of correction, the registry of deeds, and the courthouses?


	YES	NO	BLANK
In the Eleventh Norfolk Rep. District	5,191	12,277	5,852
and the number of persons who voted in the district was			23,320

In Council, Boston, December 3, 2008


The foregoing findings are this day adopted.



Deval L. Patrick
Governor



Valerie McCarthy
Executive Secretary



Office of the Secretary of the Commonwealth, December 3, 2008
WILLIAM FRANCIS GALVIN
Secretary of the Commonwealth

A true copy.