

2010 USC FOOTBALL



11

**NATIONAL
CHAMPIONSHIPS**

31

BOWL VICTORIES

6

**HEISMAN
TROPHY WINNERS**

156

**ALL-AMERICAN
FIRST TEAMERS**

437

NFL PLAYERS

**HEAD COACH
LANE KIFFIN**

Trojans
THE GREATEST TRADITION IN COLLEGE FOOTBALL

USC FOOTBALL IS:

- 11 NATIONAL CHAMPIONSHIPS
- 36 CONFERENCE TITLES
- 31 BOWL VICTORIES*
- 46 BOWL APPEARANCES
- 6 HEISMAN TROPHY WINNERS
- 156 ALL-AMERICAN FIRST TEAMERS
- 437 NFL PLAYERS
- 464 NFL DRAFTEES
- 74 NFL FIRST ROUNDERS*
- 5 NFL NO. 1 PICKS*
- 22 ACADEMIC ALL-AMERICANS
- 29 COLLEGE HALL OF FAMERS
- 11 PRO HALL OF FAMERS

*TOPS IN NATION

CLOCKWISE FROM BOTTOM LEFT: RONNIE LOTT, RICHARD WOOD, MATT CASSEL, LAWRENCE JACKSON, CARSON PALMER, MARK SANCHEZ, FRANK GIFFORD, ANTHONY MUNOZ, BRUCE MATTHEWS, TROY POLAMALU, LOFA TATUPU, CHARLES WHITE, SAM CUNNINGHAM, STEVE SMITH, JOHN MCKAY, MIKE GARRETT, MATT LEINART, JUNIOR SEAU, MARCUS ALLEN, LYNN SWANN



TROJAN FOOTBALL 2010

This media guide has been prepared by the USC Sports Information Office for use during the 2010 season.

Copies of this guide are available to the public by sending \$20 in check — payable to "USC" — to USC Sports Information Office, HER 103, USC, Los Angeles, CA 90089-0601.

2010 USC Football Schedule

DATE	OPPONENT	PLACE	TIME*
Sept. 2	at Hawaii	Honolulu, Hi.	5 p.m.
Sept. 11	Virginia	L.A. Coliseum	7:30 p.m.
Sept. 18	at Minnesota	Minneapolis, Minn.	2:30 p.m.
Sept. 25	at Washington State	Pullman, Wash.	TBA
Oct. 2	Washington	L.A. Coliseum	5 p.m.
Oct. 9	at Stanford	Palo Alto, Calif.	5 p.m.
Oct. 16	California	L.A. Coliseum	12:30 p.m.
Oct. 30	Oregon	L.A. Coliseum	5 p.m.
Nov. 6	Arizona State	L.A. Coliseum	7:30 p.m.
Nov. 13	at Arizona	Tucson, Ariz.	6 p.m.
Nov. 20	at Oregon State	Corvallis, Ore.	5 p.m.
Nov. 27	Notre Dame	L.A. Coliseum	5 p.m.
Dec. 4	at UCLA	Pasadena, Calif.	TBA

*All times are local to game site and subject to change

2009 Results (12-1)

DATE	OPPONENT	USC	OPP.	ATTENDANCE
Sept. 5	San Jose State (at L.A. Coliseum)	56	3	84,325
Sept. 12	at Ohio State (at Columbus, Ohio)	18	15	106,033
Sept. 19	at Washington (at Seattle, Wash.)	13	16	61,889
Sept. 26	Washington State (at L.A. Coliseum)	27	6	75,216
Oct. 3	at California (at Berkeley, Calif.)	30	3	71,799
Oct. 17	at Notre Dame (at South Bend, Ind.)	34	27	80,795
Oct. 24	Oregon State (at L.A. Coliseum)	42	36	89,718
Oct. 31	at Oregon (at Eugene, Ore.)	20	47	59,592
Nov. 7	at Arizona State (at Tempe, Ariz.)	14	9	55,282
Nov. 14	Stanford (at L.A. Coliseum)	21	55	90,071
Nov. 28	UCLA (at L.A. Coliseum)	28	7	85,713
Dec. 5	Arizona (at L.A. Coliseum)	17	21	83,753
Dec. 26	vs. Boston College (at San Francisco, Calif., Emerald Bowl)	24	13	40,121

2009 Attendance

Average per home game (6 games, 508,796)	84,799
Average per road game (7 games, 475,511)	67,930
Average per game (13 games, 984,307)	72,716

Cover and inside photographs by Dan Avila, Robert Beck, Shelly Castellano, Mike Ferrara, Figge Studios, Arnold Frankel, Patrick Gee, Robert Hagedohm, Sam Haythorn, Getty Images, Kirby Lee, Long Photography, Marin Media, Chris McGuire, Peter Read Miller, Kathe Osborne, Gary Pirnat, John Pyle, Heston Quan, Aggie Skirball, Jon SooHoo, Kevin Terrell, Jason Torres, John Tuell, Tom Woodall. Cover design by Insyfive. Printing by Cenveo Color-Art.

USC Quick Facts

Location	Los Angeles, Calif. 90089
University Telephone	(213) 740-2311
Founded	1880
Size	235 acres
Enrollment	35,000 (17,000 undergraduates)
President	C.L. Max Nikias
Colors	Cardinal and Gold
Nickname	Trojans
Band	Trojan Marching Band (270 members)
Fight Song	"Fight On"
Mascot	Traveler VII
First Football Team	1888
USC's All-Time Football Record	775*-307-54 (70.6%)
Stadium	Los Angeles Memorial Coliseum (93,607 capacity, natural grass surface)
Conference	Pacific-10
Athletic Director	Mike Garrett
Head Football Coach	Lane Kiffin (Fresno State, 1998)
Record at USC	First Year
Overall College Coaching Record	7-6, Second Year
Coach's Telephone	(213) 740-4204
Offensive Formation	Multiple
Defensive Formation	4-3
2009 Record .	9-4 overall, 5-4 for 5th in Pac-10, No. 22/20 rank
Squadmen Returning	73 (50 lettermen)
Starters Returning	12 (5 offense, 6 defense, 1 special)
Squadmen Lost	36 (30 lettermen)
Sports Information Director	Tim Tesselone (w-213-740-8480 (fax-7584); h-310-540-7052; cel-213-725-3572)
Coliseum Press Box Telephone	(213) 741-1341 or (213) 747-7111
Official Athletic Web Site	www.USCTrojans.com
*14 wins later vacated due to NCAA penalty (revised record: 761-307-54, 70.2%)	

USC Football Ticket Information

Season tickets for all 6 of the Trojans' 2010 home games are sold out. Individual reserved tickets for 5 of USC's home contests (all but Notre Dame), if available, can be purchased from the USC Ticket Office for \$55. Group rates (20 or more) and pre-game hospitality packages are available (all but Notre Dame) by calling (213) 740-4170.

The USC Ticket Office does not have tickets on sale for Troy's 7 road games.

For tickets and information, contact the USC Ticket Office at File No. 2235, Los Angeles, Calif. 90074-2235, (213) 740-GO SC (4672). The office is located in Student Union 100 and is open between 9 a.m. and 4:30 p.m. weekdays.

USC home game tickets, if available, are on sale on-line at www.usctrojans.com. On the day of home games, remaining tickets are on sale at the Coliseum, starting 3 hours prior to kickoff.





TABLE OF CONTENTS

Schedules	
USC Schedule, 2010	1
2010 Pacific-10 Schedule	52
2010 Bowl Games	110
Future Schedules, 2011-2014	208
The Staff	
Athletic Department Roster	3
Lane Kiffin, Head Football Coach	12
Assistant Football Coaches/Staff Bios	14
Mike Garrett, Athletic Director	206
2010 Trojan Football Team	
USC Quick Facts	1
USC Football Ticket Information	1
2010 Outlook	6
2010 Depth Chart	11
Veteran Player Biographies	19
Non-Scholarship Player Photos	44
Newcomer Biographies	45
Alphabetical Roster	48
Numerical Roster	50
Pronunciation Guide	52
Trojan Birthdays During the Season	52
Experience Breakdown	53
Class Breakdown	54
Geographic Breakdown	54
Travel Plans	208
2009 Season Statistics	
2009 USC Scores	1
2009 USC Team, Individual Statistics	55
2009 Game-By-Game Individual Stats	56
2009 Game-By-Game Team Statistics	57
2009 Game-By-Game Starters	58
2009 Opponent Team Statistics	58
2009 USC All-Star Honors	59
2009 Game Summaries	61
2009 Pac-10 Standings	68
2009 Pac-10 Individual Statistics	68
2009 Pac-10 Team Statistics	69
2009 All-Pac-10 Teams	70
2009 Pac-10 Players of the Week	70
2009 Pac-10 All-Academic Team	70
Trojan Football History	
Records of Head Coaches	71
Annual Won-Lost Record/Team Captains	71
All-Time Records of Pac-10 Schools	72
USC vs. Pac-10 Schools	72
USC vs. Non-Conference Schools	76
All-Time USC Game Scores	82
USC Record in California Cities	97
USC Record on Home Fields	97
USC All-Time Home Record	98
USC vs. UCLA with Rose Bowl on Line	98
Dramatic Finishes	99
USC's Overtime Games	100
The Comeback	100
USC's Game-Winning Field Goals	100
USC Bowl History	101
USC Bowl Game Summaries	102
Final Top 10 Polls	111
No. 1 vs. No. 2 Matchups	115
Defeating No. 1	115
Spoilers	115
USC Football National Championships	116
USC in AP Rankings	117
USC's Best Seasons	117
Winningest Schools	117
Milestone USC Victories	117
USC's 11 National Championship Teams	118
USC's History-Shaping Games	124

All-Time USC Assistant Coaches	167
Trojan Trivia	194
Los Angeles Memorial Coliseum	198
Heritage Hall	198
Traveler, USC's Mascot	199
Tommy Trojan	199
Rivalry Trophies	200
Origin of USC's Nickname	200
Cardinal & Gold, USC's Colors	200
Trojan Marching Band	201
School Songs	201
Tommy Walker	201

Honors & Award Winners	
USC's All-Americans	126
All-American Jersey Numbers	127
All-American Biographies	128
Heisman Trophy Winners	143
Outland Trophy Winners	145
Lombardi Award Winners	145
Thorpe Award Winners	146
Butkus Award Winners	146
Mackey Award Winner	146
Trojans in College Football Hall of Fame	146
Other Trojan Honorees	147
USC All-Conference Selections	148
Annual Trojan Team Awards	150
Trojans in All-Star Games	153
Playboy Pre-Season All-Americans	154

All-Time USC Lettermen	155
-------------------------------	-----

Annual Statistical Leaders & USC Records	
Annual Individual Statistical Leaders	168
Annual Team Statistical Totals	173
All-Time Ind. Career Leaders, Records	178
All-Time Ind. Season Leaders, Records	180
All-Time Single Game Records	181
All-Time Long Play Records	181
All-Time Team Records	182
All-Time Opponents' Records	183

Miscellaneous Statistics	
USC's NCAA Statistical Leaders	184
USC's Pac-10 Statistical Leaders	184
USC Annual Attendance	185
Top 20 Home Crowds	185
Top 5 Road and Neutral Site Crowds	185

USC Players in Pro Football	
Trojans in the NFL	186
All-Time Trojans in the NFL	187
Trojans in the Pro Football Hall of Fame	189
Trojans in the NFL Draft	190
Trojans in the Super Bowl	193

USC Athletics	
USC Athletic Dept. Mission Statement	2
USC Athletic Hall of Fame	197
USC's Athletic Heritage	202
USC's National Championships	204
Top 10 NCAA Individual/Team Champs.	204
USC's Honda Award Winners	204
USC's Top Student-Athletes	205

University Information	
University Administration	5
The University of Southern California	206

Media	
Key L.A. Media Outlets	207
Media Information	207
Useful Phone Numbers for the Media	208
Opponent SID and Press Box Phone Numbers	208

The USC football program is on probation until June 9, 2014 for NCAA violations involving agent and amateurism issues, lack of institutional control, impermissible inducements, extra benefits, exceeding coach staff limits and unethical conduct. The penalties include: public reprimand and censure; four years of probation through June 9, 2014; post-season ban for the 2010 and 2011 seasons; one-year show cause penalty (through June 9, 2011) for an assistant football coach; vacation of wins from December 2004 through the 2005 season; limit of 15 initial scholarships and 75 total scholarships for each of the 2011-12, 2012-13 and 2013-14 years; \$5,000 fine; disassociation of a former football player; prohibit non-university personnel from traveling on team charters, attending practices and camps, and having access to sidelines and locker rooms. USC is appealing selected penalties.

It's Not 'Southern Cal'

Note to the media: In editorial references to athletic teams of the University of Southern California, the following are preferred: USC, Southern California, So. California, Troy and Trojans for men's or women's teams, and Women of Troy for women's teams. PLEASE do not use Southern Cal (it's like calling San Francisco "Frisco" or North Carolina "North Car."). The usage of "Southern Cal" on licensed apparel and merchandise is limited in scope and necessary to protect federal trademark rights.

USC Athletic Department Mission Statement

To recruit and develop student-athletes who will perform successfully in the classroom and compete at the championship level in every sport, in compliance with the letter and spirit of all applicable rules and under an administrative structure managed in an open and fiscally sound manner, supporting equitable opportunity for all students and staff, and committed to the highest standards of ethical conduct. Decision-making in the Athletic Department will follow 4 basic principles: (1) promoting the well-being of student participants; (2) attaining and maintaining competitive excellence; (3) administering clearly, openly and responsibly; and (4) supporting the overall goals of the USC community.

In a more specific context, the goals for USC Athletics include the following: (1) to compete successfully in every sport, striving to be in the Top 10 nationally, with the ultimate goal of winning national championships; (2) to graduate every student-athlete who completes athletics eligibility at USC; (3) to provide an environment conducive to positive growth and development of student-athletes and Athletic Department staff; (4) to provide adequate financial support within the department to ensure continuing development of the sports programs without university subsidization; and (5) to comply fully with all NCAA and Pac-10 regulations.



ATHLETIC DEPARTMENT

Main department phone numbers, on-campus addresses with mail code extensions, direct phone lines and e-mail addresses

All numbers are 213-740-xxxx, unless noted
All addresses are USC, xxx, Los Angeles, CA 90089-xxxx

KEY NUMBERS

ALUMNI HOUSE — x2300 — ALM, mc0461
ATHLETIC ADMINISTRATION — x3843 — HER 203A, mc0602
ATHLETIC DEVELOPMENT — x4155 — HER 203A, mc0602
BOOKSTORE — x5200 — BKS, mc2540
EQUIPMENT ROOM — x7862 — HER BAS, mc0601
EVENT RESERVATIONS — x4164 — HER 203A, mc0602
FOOTBALL — x4204 — HER 203B, mc0602
GALEN DINING CENTER — x0704 — HER 203A, mc0602
GAME DAY INFORMATION — 888-TROY-TIME
GROUP SALES/KIDS CORNER — x4170 — HER 203B, mc0602
LYON CENTER — x5127 — LRC, mc2500
SPORTS INFORMATION — x8480 — HER 103, mc0601
STUDENT-ATHLETE ACADEMIC SERVICES — x3801 — HER BAS, mc0602
TICKET OFFICE — x4672 (GO SC) — STU 100, mc4893
TRAINING ROOM — x5845 — HER BAS, mc0602
TROJAN MARCHING BAND — x6317 — STO B, mc1141
UNIVERSITY OPERATOR — x2311
WEIGHT ROOM — x7990 — HER BAS, mc0602

MAILING ADDRESSES

Heritage Hall (HER)
 3501 Watt Way
 Los Angeles, CA 90089-0602

Kennedy Athletic Building (KAB)
 1026 34th St.
 Los Angeles, CA 90089-2511

Dedeaux Field Building (BDF)
 1021 Childs Way
 Los Angeles, CA 90089-7311

Loker Track Stadium (LTS)
 3550 McClintock Ave.
 Los Angeles, CA 90089-0602

Galen Center (GAP)
 3400 So. Figueroa St.
 Los Angeles, CA 90089-2360

Fax Numbers

Administration — x1306
 Athletic Director — x6732
 Baseball — x5479
 Compliance — x6744 (main), 821-4291 (Ferris)
 Equipment Room — x9864
 Football — x6665 (Head Coach), 821-2472 (Assistants)
 Galen Dining Center — 821-5816
 Game Management — 821-1075
 Kennedy Building (Aquatics) — x6177
 Men's Basketball — x7586
 Men's/Women's Golf — x5777
 Men's Tennis — x3988
 Men's/Women's Volleyball — 821-1354
 Mentor Program — x3185
 Sports Information — x7584
 Student-Athlete Academic Services — x4407
 Ticket Office — x4300
 Track and Field — x7289
 Training Room — x0504
 Weight Room — 821-3142 (Heritage), x0889 (Galen)
 Women's Basketball — x7380

Press Box/Row Numbers

Boathouse — (310) 513-9829
 Coliseum — 741-1341 or 747-7111
 Cromwell Field — x0078
 Dedeaux Field — 748-3449
 Galen Center — x3900
 Lyon Center — x8976
 Marks Tennis Stadium — x3829 (men)/x0330 (women)
 McDonald's Swim Stadium — x7005
 North Gym — x7590

WWW.USCTROJANS.COM

SPORTS INFORMATION — x8480 — HER 103, mc0601

Sports Information Director **Tim Tesselone** x3811
 tessalon@usc.edu
 (Cell — 213-725-3572; Home — 310-540-7052)
Assistant Sports Information Director **Paul Goldberg** x3805
 pgoldder@usc.edu
 (Cell — 213-725-3567; Home — 310-475-6841)
Assistant Sports Information Director **Jason Pommier** x3807
 pommier@usc.edu
 (Cell — 213-725-3529; Home — 310-406-0696)
Assistant Sports Information Director **Darcy Couch** x3808
 dcouch@usc.edu
 (Cell — 213-725-3447; Home — 925-360-7733)
Assistant Sports Information Director **David Tuttle** x3806
 davidtut@usc.edu
 (Cell — 213-725-3102; Home — 626-351-1632)
 x7584
 Fax
 Website www.USCTrojans.com

ADMINISTRATION — x3843 — HER 203A, mc0602

Athletic Director **Mike Garrett** x3843
 daniellm@usc.edu
Senior Associate Athletic Director (SWA) **Carol Dougherty** x4152
 carold@usc.edu
Senior Associate Athletic Director **Steve Lopes** x4158
 slopes@usc.edu
Assistant Athletic Director **Marilee Pischel** x9021
 mpischel@usc.edu
Assistant Admissions Coordinator **Donna Heinel** x1636
 dheinel@usc.edu
Assistant Business Manager **Isaac Flores** x4153
 iflores@usc.edu
Assistant Business Manager **Andrea Katz** x4174
 andreawa@usc.edu
Information Technology Director **Daryl Lundy** 821-1084
 athtech@usc.edu
Executive Asst. to the Athletic Director **Danielle Martinez-Galvan** x4154
 daniellm@usc.edu
Receptionist/Office Assistant **Rebecca Morin** x3843
 rebeccrm@usc.edu
Receptionist/Galen Center **Brendan Loftus** x0626
 brendanl@usc.edu

DEVELOPMENT — x4155 — HER 203A, mc0602

Senior Associate Athletic Director **Don Winston** x4163
 jnoriega@usc.edu
Associate Athletic Director **Ron Orr** x4161
 rorr@usc.edu
Assistant Athletic Director **Jennifer Noriega** x1677
 jnoriega@usc.edu
Assistant Athletic Director **Teresa Verbeck** x4167
 verbeck@usc.edu
Assistant Director of Development **Kathleen DeCristo** x3844
 kwallace@usc.edu
Assistant Director of Development **Samantha Tulin** 821-1172
 tulin@usc.edu
Director of Planned Giving **Lambert Bittinger** x4168
 lbitting@usc.edu
Administrative Assistant **Jill Dennis** x9321
 jdennis@usc.edu
Administrative Assistant **Elyssa Espinoza** x6563
 keberger@usc.edu

MARKETING — x4170 — HER 203A, mc0602

Associate Athletic Director **Jose Eskenazi** x9872
 jeskenaz@usc.edu
Associate Athletic Director **Craig Kelley** x4173
 kelley@usc.edu
Assistant Athletic Director **DeSha Runnels** 821-0438
 runnels@usc.edu
Event Marketing Manager **Braden Hensley** x1386
 tbradenh@usc.edu
Manager of Sponsorships, Hospitality **Melanie Shell** x7994
 morenom@usc.edu
Sales and Marketing Coordinator/Galen Ctr. **Jordan Cohen** x0643
 jordanco@usc.edu
Marketing Coordinator **Sean Jordan** x6158
 smjordan@usc.edu

GAME MANAGEMENT — 3843 — HER 203A, mc0602

Assistant Athletic Director **John Henderson** x4166
 johnhend@usc.edu
Assistant Dir. of Game Management **Ryan Maier** 821-1083
 rmaier@usc.edu

ATHLETIC DEPARTMENT

STUDENT-ATHLETE ACADEMIC SERVICES — x3801 — HER BAS, mc0602

Senior Associate Athletic Director	Dr. Magdi El Shahawy x0885 melshaha@usc.edu
Assistant Athletic Director	Jason Pappas x0534 jpappas@usc.edu
Assistant Director/Academic Counselor	John Mosbach 821-2057 mosbach@usc.edu
Assistant Director/Academic Counselor	Toni VanEck 821-0753 antoniasa@usc.edu
Academic Counselor	Kyle Ross 821-4137 kyler@usc.edu
Academic Counselor	Gregory Millward x5098 gmillwar@usc.edu
Learning Specialist	Susie Cognetta x1625 smora@usc.edu
Learning Specialist	Mimi Butler x0069 miriambu@usc.edu
Learning Specialist	Dr. Jennifer Castro x3802 castroje@usc.edu
Directed Studies Program Coordinator	Dr. Denise Kwok 821-3075 dkwok@usc.edu
Student Services Coordinator	Jennifer Amran 821-0755 amran@usc.edu
Academic Monitor	Willie Brown x5646 wfb@usc.edu
Director of Student Services	Monica Morita x4157 mmorita@usc.edu
Mentor Coordinator	Maria Juliani x0677 eliopoul@usc.edu
Office Manager/Information Technology Dir.	TBA x4389

STRENGTH & CONDITIONING — x7990 — HER BAS, mc0602

Head Coach	Aaron Ausmus x0068 ausmus@usc.edu
Assistant Coach	Bryan Bailey x4186 bryanbai@usc.edu
Assistant Coach	Tatyana Obukhova 821-3141 obuchova@usc.edu
Assistant Coach	Wendell Richards x7990 wendellr@usc.edu
Assistant Coach	Tim Caron x0067 tcaron@usc.edu
Assistant Coach (Galen Center)	Brent Metz x0862 bmetz@usc.edu
Assistant Coach (Galen Center)	Shaun Brown x4806 robertsb@usc.edu

VIDEO OPERATIONS — x6803 — HER 203A, mc0602

Director	Eric Espinoza 821-1862 egespino@usc.edu
Assistant	David Scott x4305 drscott@usc.edu
USCTrojans.com Executive Producer	Rich Rodriguez 821-2630 rodri1@usc.edu
Assistant	Rob McPherson 821-2630 mcperso@usc.edu
Director of Online Media	TBA 821-2630

ATHLETIC TRAINING ROOM — x5845 — HER BAS, mc0602

Assistant Athletic Director of Sports Medicine/Head Athletic Trainer	Russ Romano x6848 rromano@usc.edu
Assistant Athletic Trainer	Paul Diaz x5845 pdiaz@usc.edu
Assistant Athletic Trainer	Chris Grosskopf x5845 grosskop@usc.edu
Assistant Athletic Trainer	Hillery Magness x5845 hmagness@usc.edu
Assistant Athletic Trainer	Catherine Hill x5845 chill@usc.edu
Assistant Athletic Trainer	Jon Yonamine x2447 jyonamin@usc.edu
Assistant Athletic Trainer (Galen Center)	Sue Lerner x0891 lerner@usc.edu
Assistant Athletic Trainer (Galen Center)	Sandra Olsen x0878 solsen@usc.edu
Assistant Athletic Trainer (Galen Center)	David Borchardt x2447 dborchar@usc.edu
Physical Therapist	TBA x5845
Physical Therapist	John Meyer, DPT x5845 jmeyer@usc.edu
Nutritionist	Kristy Morrell x7647 kristyma@usc.edu

TEAM PHYSICIANS

Head Team Physician, Orthopedics	James Tibone 800-USC CARE
Neurosurgeon	Michael Apuzzo 800-USC CARE

Internal Medicine	USC Care Medical Group	John Brodhead 800-USC CARE
Internal Medicine	Long Beach Memorial Medical Center	Alan Erlbaum 562-595-7426
Orthopedics	USC University Hospital	John Itamura 800-USC CARE
Cardiologist	Torrance Memorial Medical Center	Mark Lurie 310-325-9110
Emergency Dental	USC School of Denistry	Ramon Roges x1576
General Surgeon	Cedars-Sinai Medical Center	Chester Semel 310-659-3337
Internal Medicine	USC Care Medical Group	Francis Te 800-USC CARE
Orthopedics	USC University Hospital	Thomas Vangness 800-USC CARE
Orthopedics--Spine	St. Vincent Medical Center	Robert Watkins 213-484-7940
Physical Therapy	USC Dept. of Biokinesiology & Phys. Ther.	Steve Reischl 323-442-2900
Chiropractor		Edward Scale 310-356-4843

Student Athletic Trainers

Sergio Prieto (head), Christina Belme, Christina Ovanesian, Anje'le Alston, Marika Hoeckmann, Katie Calpino, Stephanie Miller, Travis Morgan, Vanessa Harris, Robert Stowe, Felipe Munoz, Maya Shemesh

EQUIPMENT — x7862 — HER BAS, mc0602

Director of Equipment Operations	David B. Scott x7862 davidsco@usc.edu
Assistant (Football Equip. Coord.)	Tino Dominguez x7862 cdomingu@usc.edu
Assistant (Asst. Football Equip. Coord.)	Greg Allen x7862 wga@usc.edu
Assistant	Jim Davis x7862 jimdavis@usc.edu
Assistant	Chris Dozal x7862 cdozal@usc.edu
Assistant	Seth Svendsen x7862 ssvende@usc.edu
Assistant	Tremarri Limbrick x7862 limbrick@usc.edu
Assistant (Galen Center)	Erik Perea x0927 eperea@usc.edu

FOOTBALL — x4204 — HER 203B, mc0602

Head Coach	Lane Kiffin x4190 kmccowan@usc.edu
Assoc. Head Coach/Sp. Team Coord.	John Baxter x4192 jhbaxter@usc.edu
Assistant Head Coach	Monte Kiffin x8790 mkiffin@usc.edu
Def. Coord./Recruit. Coord./Def. Line	Ed Orgeron x4180 orgeron@usc.edu
Passing Game Coord./Wide Receivers	John Morton x8131 johnmort@usc.edu
Linebackers	Joe Barry x4182 jbarry@usc.edu
Offensive Line	James Cregg x4183 cregg@usc.edu
Secondary	Willie Mack Garza x4188 wgarza@usc.edu
Quarterbacks	Clay Helton x4185 chelton@usc.edu
Running Backs	TBA x4189
Tight Ends Assistant	Keary Colbert x4204 kearyc@usc.edu
Senior Associate Athletic Director	Mark Jackson x9300 mwj@usc.edu
Director of Player Personnel	Scott Thompson x4003 sathoms@usc.edu
Director of Football Operations	Jeff Fucci x1982 jfucci@usc.edu
Offensive Assistant	Justin Mesa x3144 wmesa@usc.edu
Offensive Assistant	Lenny Vandermade x4204 lvanderma@usc.edu
Defensive Assistant	Sammy Knight 821-3026
Defensive Assistant	Chris Kiffin x4204 ckiffin@usc.edu
Defensive Assistant	Tyrone Pettaway x1310 tpettawa@usc.edu
Administrative Advisor	Terrel Ray x1982 tray@usc.edu
Exec. Asst. to Head Coach	Kyrah McCowan x4176 kmccowan@usc.edu
Exec. Asst. to Assistant Coaches	Joyce Hirayama x7780 jhirayam@usc.edu
Receptionist	Irene Puentes x4204 igarza@usc.edu

Student Managers

Eric Ziskin (head), Brian Wagner, Gavin Williams, Matt Anzueto, Jason Ellenberg, Danny Palkovic, Sean Bell, Alden Weiss, Wilson Palmer, Cody Hostetter, Asad Syed, Jeff Pardue

BASEBALL — x5762 — BDF, mc7311

Head Coach **Chad Kreuter** x8446
kreuter@usc.edu
Assistant Coach **Doyle Wilson** x8447
vdwilson@usc.edu
Assistant Coach **Frank Cruz** x5762
frankacruz13@gmail.com
Assistant Coach **Tom House** x8448
thouse@usc.edu
Director of Baseball Operations **Martin Butterick** x5762
butteric@usc.edu
Baseball Operations Coordinator **Susan Chase** x5762
schase@usc.edu

MEN'S BASKETBALL — x3815 — GAP, mc2360

Head Coach **Kevin O'Neill** x3815
uschoops@usc.edu
Assistant Coach **Bob Cantu** x3817
rcantu@usc.edu
Assistant Coach **Dieter Horton** 821-2216
dhorton@usc.edu
Assistant Coach **Tony Miller** x5118
millera@usc.edu
Operations Assistant **Ryan Hennick** x1371
hennick@usc.edu
Video Coordinator **Adam Cohen** x6777
adamcohe@usc.edu
Administrative Assistant **Liz Friedman** x1655
ejfriedm@usc.edu

WOMEN'S BASKETBALL — x7204 — GAP, mc2360

Head Coach **Michael Cooper** x3825
ebonyhal@usc.edu
Assistant Coach **Mary Wooley** 821-2980
wooley@usc.edu
Assistant Coach **Laura Beeman** x3823
Assistant Coach **Michael Cooper II** x3826
coopermj@usc.edu
Director of Operations **TBA** x3824
Video Coordinator **Alex Delanian** x7204
delanian@usc.edu
Administrative Assistant **Ebony Hall** x7204
ebonyhal@usc.edu

WOMEN'S CROSS COUNTRY — 821-2170 — LTS, mc0602

Head Coach **Tom Walsh** 821-2171
thomaswa@usc.edu

MEN'S & WOMEN'S GOLF — x0687 — HER 104, mc0602

Director of Golf **Kurt Schuette** x3835
schuette@usc.edu
Head Coach (Men's) **Chris Zambri** 821-3010
zambri@usc.edu
Head Coach (Women's) **Andrea Gaston** x5421
agaston@usc.edu
Assistant Coach **Josh Brewer** x0687
joshuab@usc.edu
Volunteer Assistant Coach **Jim Gormley** x0687
Director of Operations **John Wurzer** x0687
wurzer@usc.edu

WOMEN'S ROWING — x3830 — HER 104, mc0602

Director of Rowing/Head Coach **Zenon Babraj** x3830
zbabraj@usc.edu
Assistant Coach **Marketa DeQuine** x3831
mdequine@usc.edu
Assistant Coach **Ligita Kaviere** x3830
kaviere@usc.edu

WOMEN'S SOCCER — x1356 — HER 101, mc0602

Head Coach **Ali Khosroshahin** x3849
ali.k@usc.edu
Assistant Coach **Laura Janke** x1356
ljanke@usc.edu
Assistant Coach **Harold Warren** x6155
hwarren@usc.edu
Director of Operations **Courtney Moseley** x3922
moseleyc@usc.edu

MEN'S & WOMEN'S SWIMMING — x8444 — KAB, mc2511

Head Coach **Dave Salo** x8450
dsalo@usc.edu
Assistant Coach **Kevin Clements** x8451
kevincle@usc.edu
Assistant Coach **Paul Davidson** x8452
pdavidso@usc.edu
Assistant Coach **Jeremy Kipp** x8456
kipp@usc.edu
Head Diving Coach **Hongping Li** x8445
hli7788@aol.com
Administrative Assistant **Vanessa Rideau** 821-3189
vanessa.rideau@usc.edu

MEN'S TENNIS — x3829 — HER 203A, mc0602

Head Coach **Peter Smith** x3829
sctennis@usc.edu
Assistant Coach **George Husack** 821-1425
husack@usc.edu
Director of Operations **Jamie Gelbart** 821-1426
gelbart@usc.edu

WOMEN'S TENNIS — x3828 — HER 203A, mc0602

Head Coach **Richard Gallien** x3828
gallien@usc.edu
Assistant Coach **West Nott** x8874
nott@usc.edu
Volunteer Assistant Coach **Jim Buck** x8874
Director of Operations **Jamie Gelbart** 821-1426
gelbart@usc.edu

MEN'S & WOMEN'S TRACK & FIELD — 821-2170 — LTS, mc0602

Director **Ron Allice** x4201
rallice@usc.edu
Sprints/Decathlon/Recruiting Coord. **John Henry Johnson** x7016
johnjohn@usc.edu
Throws **Dan Lange** x3836
dlange@usc.edu
Distance Running **Tom Walsh** 821-2171
thomaswa@usc.edu
Jumps **Mike Pullins** x3834
mpullins@usc.edu
Hurdles **Dr. Tommie White** 821-2170
Men's Distance Running **Laszlo Tabori** 821-2170
Women's Sprints **Tina Fernandes** 821-2172
davisfer@usc.edu
Pole Vault **Kate Carlson** 821-2170
Administrative Assistant **Gwen Clementin** 821-2170
gwenc@usc.edu

MEN'S VOLLEYBALL — x3838 — GAP, mc2360

Head Coach **Bill Ferguson** x3838
williamf@usc.edu
Assistant Coach **J.J. Riley** x3839
jjriley@usc.edu
Assistant Coach **Jeff Nygaard** x0854
Volunteer Assistant Coach **Cameron Green** x3838
Video/Technical Operations **Jonathan Scott** x0849
scottjd@usc.edu
Administrative Assistant **TBA** x3838

WOMEN'S VOLLEYBALL — x4151 — GAP, mc2360

Head Coach **Mick Haley** 821-2952
haleym@usc.edu
Assistant Coach **Tim Nollan** x0640
tnollan@usc.edu
Assistant Coach **Cookie Stevens** x4206
dulciest@usc.edu
Video/Technical Operations **Jonathan Scott** x0849
scottjd@usc.edu
Director of Operations **Sara Kidd** x4151
skidd@usc.edu

MEN'S & WOMEN'S WATER POLO — x8444 — KAB, mc2511

Head Coach **Jovan Vavic** x8453
vavic@usc.edu
Head Assistant Coach **Marko Pintaric** x8458
pintaric@usc.edu
Assistant Coach **Casey Moon** x2159
caseymoo@usc.edu
Assistant Coach **Pavol Valovic** x5985
valovic@usc.edu
Administrative Assistant **Vanessa Rideau** 821-3189
vanessa.rideau@usc.edu

TICKET OFFICE — x4672 (GO SC) — STU 100, mc4893

Director **Debra Duncan** x4672

USC Administration

PRESIDENT: C.L. Max Nikias (213-740-2111)
EXECUTIVE VP AND PROVOST: TBA
INTERIM SENIOR VP AND CHIEF FINANCIAL OFFICER: Robert Abeles
SENIOR VP, ADMINISTRATION: Todd R. Dickey
SENIOR VP, UNIVERSITY RELATIONS: Martha Harris
GENERAL COUNSEL AND SECRETARY OF THE UNIVERSITY: Carol Mauch Amir
VP, ACADEMIC PLANNING AND BUDGET: Elizabeth Garrett
VP, STUDENT AFFAIRS: Michael L. Jackson
VP, GOV'T. AND COMMUNITY RELATIONS: Thomas S. Sayles
VP, FINANCE: Margo Steurbaut
VP, DEVELOPMENT: Courtney Surls
VP, CAMPUS DEV. AND FACILITIES MGMT. SERVICES: Curtis D. Williams

UNIVERSITY PERSONNEL

COMPLIANCE — x3833 — HER 203A, mc0602
Faculty Athletic Representative **Clare Pastore** 821-4290
cpastore@law.usc.edu
Associate Provost for Athletic Compliance **Ellen Ferris** 821-4290
eferris@usc.edu
Director of Compliance **Matt Billings** x3833
mtbillin@usc.edu
Director of Compliance **Kevin Sergent** x9157
sergent@usc.edu
Director of Compliance **Jane Teixeira** x5511
jteixeir@usc.edu
Assistant Director of Compliance **Ryan Mayle** x5544
rmayle@usc.edu
Assistant Director of Compliance **Paul Perrier** x5466
perrier@usc.edu
EQUITY & DIVERSITY — x5086 — FIG 202, mc1261
Title IX Coordinator **Jody Shipper** x5086
jshipper@usc.edu



2010 FOOTBALL OUTLOOK

Those who believe that USC football's glory years are over aren't playing close attention.

True, the amazing 9-year Pete Carroll era ended once he left in January to become head coach of the NFL's Seattle Seahawks. Carroll took with him quite a legacy: a 97-19 Trojan record that included a pair of national championships and a run of 7 consecutive Pac-10 titles, 11-win seasons, AP Top 4 finishes and BCS bowl trips (14 wins were later vacated due to NCAA penalty).

It's also true that the USC football program must deal with recent NCAA sanctions (the school accepted some of those penalties, but is appealing others it believes are excessive). Among the penalties are a post-season ban in 2010 and scholarship reductions.

But one of the key architects of the past decade's cardinal and gold success has returned to USC and is set to put his own stamp on the historic program as its head coach. **Lane Kiffin**, who was an integral part of Carroll's first 6 staffs when the Trojans were in the heart of that run, was quickly named Carroll's successor...and for good reason.

During Kiffin's time as an assistant at USC, when he moved up the ranks from tight ends coach to wide receivers coach to passing game coordinator to offensive coordinator and recruiting coordinator, the Trojans captured the 2003 and 2004 national titles, had a pair of Heisman Trophy winners and—with Kiffin calling the plays—produced one of the most prolific offenses in college football history. Troy also signed some of the nation's top recruiting classes under Kiffin.

So, it's safe to say that Kiffin knows what it takes to be successful at USC. Despite being just 35 years old, he is more than up to the task of leading one of college football's most storied programs. He comes back to USC with some valuable experience under his belt, with recent head coaching stints in the NFL (Oakland Raiders) and last year in college (Tennessee).

"It's great to be home," said Kiffin. **"This is the number one job in America.**

"Having been here before, during those championship years, makes the transition a seamless one. We already knew what it took to build this program, to recruit here, to develop talent here, to be part of the Trojan Family and to be a championship program. The standards here are at the highest level and I love that."

Kiffin immediately assembled an all-star coaching staff, including legendary former Trojan defensive line assistant/recruiting maven **Ed Orgeron** and defensive guru **Monte Kiffin**, who is Lane's father and was Carroll's defensive mentor. Orgeron now is the defensive coordinator and defensive line coach in addition to serving as the recruiting coordinator, while the elder Kiffin has been appointed assistant head coach. Both men were on the younger Kiffin's staff at Tennessee.

Also new to the staff are linebackers coach **Joe Barry** (a one-time Trojan linebacker who spent the past 10 years as an assistant in the NFL), another pair of Tennessee assistants under Kiffin in offensive line coach **James Cregg** and secondary coach **Willie Mack Garza**, plus quarterbacks coach **Clay Helton** (who came from Memphis) and special teams coordinator **John Baxter** from Fresno State, who also is the associate head coach. Former Trojan great and NFLer **Keary Colbert** returned as graduate assistant coach (tight ends). They all will join holdover **John Morton** (passing game coordinator/wide receivers) and a new running backs coach.

"When I was hired, I said we would assemble the best coaching staff in the country and I truly believe we have done that," said Kiffin. **"Like me, they believe this is the best place to coach in America.**

"We have a staff that will work extremely hard to recruit great players, to coach outstanding football and to develop our players as students and athletes."

Of the NCAA sanctions, Kiffin said: **"USC is an extremely powerful university and an extremely powerful football program. USC has been through a lot before. We will continue to play championship football. We'll continue to recruit the best players in America."**

Kiffin inherits a 2010 team that returns 12 starters (5 on offense, 6 on defense, 1 specialist) from a squad that went 9-4 in 2009. It was USC's fewest wins since Carroll's first season in 2001, but the Trojans did beat 3 of the 4 ranked teams they played (all on the road) and swept traditional rivals Notre Dame and UCLA. All 4 losses came in Pac-10 play, with the Trojans tying for fifth in the league standings at 5-4. They played in the Emerald Bowl (their first non-BCS bowl since 2001), where they beat Boston College.

In all, 73 squadmen are back from last year, including 57 who saw playing time (50 were lettermen and 28 were on USC's season-ending 2-deep). On the roster are 29 Trojans who have started at least once in their career.

Joining this group will be 20 new scholarship players, including 3 who enrolled at USC this past spring semester so they could participate in 2010 spring practice. Even though he had just 3 weeks once he was hired until the national signing date, Kiffin managed to put together a class that was ranked No. 1 nationally by some recruiting experts.

RETURNING STARTERS (12)

OFFENSE (5)

- TE David Ausberry ^
- QB Matt Barkley
- FB Stanley Havili
- WR Ronald Johnson ^
- OG Butch Lewis ^
- C Kristofer O'Dowd ^
- OT Tyron Smith

DEFENSE (6)

- DE Armond Armstead ^
- DT Jurrell Casey
- LB Chris Galippo
- DE Wes Horton ^
- LB Devon Kennard ^
- LB Michael Morgan ^
- LB Malcolm Smith
- DT Christian Tupou

KICKERS (1)

- P-PK Jacob Harfman
- ^ Co-starters in 2009

OTHERS RETURNING WITH CAREER STARTS

- TB C.J. Gable (18)
- LB Shane Horton (9)*
- QB Mitch Mustain (8)*
- TE Rhett Ellison (6)
- OG Zack Heberer (5)
- CB Shareece Wright (4)
- TB Allen Bradford (3)
- WR Brandon Carswell (3)
- FB D.J. Shoemate (3)
- WR Brice Butler (1)
- OT Matt Kalil (1)
- S Drew McAllister (1)
- DE Nick Perry (1)

*All of Mustain's starts were at Arkansas, 6 of Horton's starts were at UNLV

USC's offense, despite losing its leading rusher and receiver and top 2 linemen, enters 2010 with something it didn't have going into the past 2 seasons: a returning starter at quarterback. That inexperience, plus a slew of injuries, might explain why the Trojans' total offense average of 389.1 last year was its lowest since 2001.

Matt Barkley, who became the first USC true freshman to start a season opener at quarterback, is back after completing nearly 60% of his passes for 2,735 yards and 15 touchdowns in 2009. Also returning from last fall's starting lineup are fullback **Stanley Havili**, a 3-year starter who has caught more passes (84) than any fullback in Trojan history, wide receiver **Ronald Johnson** (34 catches, 3 TDs in 2009), who started half of the season, offensive linemen **Kristofer O'Dowd** at center, guard **Butch Lewis** and tackle **Tyron Smith** and converted tight end **David Ausberry**, another half season starter.

Also back on offense with career starts to their names are tailbacks **Allen Bradford**, who ran for 668 yards and 8 TDs in 2009, and **C.J. Gable** (18 starts and 1,296 rushing yards in his career), tight end **Rhett Ellison** (6 career starts), guard **Zack Heberer** (5 career starts) and wide receivers **Brice Butler** and **Brandon Carswell**, who between them caught 25 passes with 2 touchdowns last fall while starting 4 times. Fullback **D.J. Shoemate** and tackle **Matt Kalil** also started some last year.

USC's defense struggled uncharacteristically at times in 2009 because of a young front 7. But now those 7 could become the heart of the Trojans' defense, with linebackers **Malcolm Smith** (72 tackles in 2009), 2009 Sophomore All-American **Chris Galippo** (70 tackles in 2009) and co-starters **Devon Kennard** (34 tackles in 2009) and **Michael Morgan** (50 tackles, 13 for losses in 2009) back from last year's lineup. Also returning is starting tackle **Jurrell Casey** (59 tackles, 9 for losses, 4.5 sacks, 3 fumble recoveries in 2009) along with last year's co-starters at end in **Wes Horton** (23 tackles in 2009) and **Armond Armstead**. Two-year starting tackle **Christian Tupou** (25 tackles in 2009) was set to return before injuring his knee late in 2010 spring practice, so he'll redshirt in 2010.

The entire secondary from 2009 is gone, although returning cornerback **Shareece Wright** was projected to start last fall before becoming academically ineligible (he did start the Emerald Bowl). That secondary was responsible for USC's high national ranking in pass efficiency defense and scoring defense.

Other defenders back with career starts are 2009 Freshman All-American end **Nick Perry**, as well as linebacker **Shane Horton** and safety **Drew McAllister**.

Jacob Harfman, who punted (39.8 average in 2009) and kicked off last fall, returns, as does short snapper **Chris Pousson**, who will also long snap in 2010. Johnson and Gable, who are fifth and sixth, respectively, on USC's career kickoff return chart, are back (along with another key kick returner, tailback **Curtis McNeal**). But a new placekicker and punt returner must be developed.

"I think our defense has a chance to be really good this season, but the offense has a ways to go, especially the running game," said Kiffin. **"We are long ways away from a championship team, so we have a lot of work to do.**

"I was pleased that we were able to establish our core philosophies and schemes in every phase of our team during spring practice. Our returning players were able to grow in our system, but they will be challenged in the fall because we have the top recruiting class in the country coming in to compete with them."

USC lost significant firepower on offense, including 2-year starter Damian Williams, a 2009 All-Pac-10 first teamer as both a wide receiver (70 catches, 1,010 yards, 6 TDs in 2009) and punt returner (2 scoring runbacks in 2009) who finished 11th on Troy's career pass catching list (128 receptions), tailback Joe McKnight (1,014 rushing yards with 8 scores in 2009), who is 14th on the school's all-time rushing list and had 14 career games with 100 all-purpose yards, and Anthony McCoy (22 catches each of the past 2 seasons and a 20.8 per catch average in 2009), who set the USC game record for most receiving yards by a tight end with his 153 at Notre Dame last fall. Also moving on from the offensive lineup are 3-year starting guard-center Jeff Byers (a 2009 All-Pac-10 first teamer) and a pair of 2-year starters in 2009 All-American first team tackle Charles Brown and guard Alex Parsons. Williams, McKnight, McCoy and Brown were all NFL draft picks.

Other key offensive players gone include tailback Stafon Johnson, who led the Trojans in rushing in 2008 and had 1,552 career rushing yards with 19 TDs but missed 2009's last 9 games after suffering a serious throat injury in a weightlifting accident, and reserve quarterback-wide receiver Garrett Green, a special teams player extraordinaire.

On defense, USC lost all 4 of its starting defensive backs: 3-time All-American first team safety Taylor Mays, who had 276 tackles (with a team-best 96 in 2009) while starting for 4 years, cornerbacks Josh Pinkard (a 3-year starter with 167 career tackles, including 59 in 2009) and Kevin Thomas (57 tackles, 11 deflections in 2009) and safety Will Harris (69 tackles, 4 interceptions in 2009). Also gone is end Everson Griffen, who had 8 sacks among his 45 tackles last season. Mays, Thomas and Griffen were NFL draftees.

Jordan Congdon, who hit 12-of-16 field goals and was perfect on his 41 PAT kicks in 2009 in his only season as USC's placekicker, has graduated, as has Billy O'Malley, who handled the punting duty for the first 3 games of 2009 (37.3 average) before giving way to Harfman.

USC will face a challenging 13-game regular-season schedule in 2010, getting the extra contest because it opens at Hawaii on Thursday night of Labor Day weekend (Sept. 2). The Trojans play 3 of their first 4 games on the road and close the season the same way. On the slate are 7 teams that were in bowls last fall. After the Hawaii opener, USC—winner of its last 16 non-conference games—returns home to host Virginia and then travels to Minnesota before beginning Pac-10 play at Washington State on Sept. 25. Troy then has 4 of its next 5 outings in the Coliseum: versus Washington and, after going to Stanford, hosting California, Oregon following a bye and Arizona State. But USC closes at Arizona and Oregon State before coming home to play intersectional rival Notre Dame on Thanksgiving weekend (Nov. 27) and finishing at the Rose Bowl against crosstown foe UCLA on Dec. 4.

OFFENSE

Five starters return on offense from 2009 for USC: quarterback **Matt Barkley**, fullback **Stanley Havili**, tackle **Tyron Smith** and 2 sets of co-starters (wide receiver **Ronald Johnson** and tight end **David Ausberry** along with center **Kristofer O'Dowd** and guard **Butch Lewis**). Others back with starting experience include tailbacks **Allen Bradford** and **C.J. Gable**, tight end **Rhett Ellison**, wide receivers **Brice Butler** and **Brandon Carswell**, guard **Zack Heberer**, tackle **Matt Kalil**, fullback **D.J. Shoemate** and quarterback **Mitch Mustain** (whose starts came while at Arkansas).

The Trojans return their top passer from 2009, but must re-stock elsewhere offensively after losing their leading rusher and receiver. Although 5 of USC's top 7 groundgainers are back, the 2 who are gone accounted for more than half of the team's 2009 rushing total of 2,168 yards. And while USC returns 11 of the 15 players who caught passes last year, missing are more than half of the team's 2009 reception total of 228. It is imperative that the Trojans improve upon last season's offensive output, as Troy was 64th nationally in scoring offense (26.5) and 55th in total offense (389.1)—both averages were USC's lowest since 2001—as well as 54th in passing offense (222.3) and 44th in rushing offense (166.8).

"We have a lot of potential on offense," said Kiffin, who will call the offensive plays. "It will be very critical for us to find out what our players do best and then create our offense around that."


"We need the veteran offensive players to step up and show themselves because we have a phenomenal offensive recruiting class coming in this fall and those new players will be trying to take the veterans' spots."

QUARTERBACKS


Last fall, sophomore **Matt Barkley** (211-of-352, 59.9%, 2,735 yds, 15 TDs, 14 int in 2009) quickly earned his stripes when he became the first USC true freshman to start a season opener at quarterback. He had moments of brilliance (hitting nearly 79% of his passes against San Jose State in his debut, directing USC on a late game-winning drive at noisy Ohio State, throwing for 380 yards at Notre Dame and 350 yards in the Emerald Bowl) mixed with the expected struggles of a newcomer starting all year at the position. Last season's experience should propel Barkley to a big 2010...and beyond. He was the only freshman in the nation named a semifinalist for the 2009 Davey O'Brien Award. And his 211 completions already rank him 15th on USC's career passing ladder.

Senior **Mitch Mustain** is experienced enough and is coming off a nice showing in 2010 spring drills that he could push Barkley for playing time. Mustain has only appeared briefly in 10 games in his 2 seasons as a backup quarterback at USC (throwing just 16 passes, but none in his 2 appearances in 2009). However, he started 8 games as a freshman at Arkansas in 2006 (passing for 894 yards and 10 touchdowns) and is more than capable to step in as Troy's signalcaller.

Adding depth to the quarterback unit is a pair of untested walk-ons: sophomore **John Manoogian** and junior **Brett Kan**, who previously played at Princeton.



QB MATT BARKLEY



TB ALLEN BRADFORD

Bolstering the group in the fall as a freshman is prep All-American **Jesse Scroggins** (Lakewood High in Lakewood, Calif.).

"This is a position that lacks substantial depth, but there are two quarterbacks who have played in lots of big-time games," said Kiffin. "I'm looking forward to continuing their development in our offense."

QUARTERBACKS

MATT BARKLEY, So.

Brett Kan, Jr.

John Manoogian, So.

Mitch Mustain, Sr.

Jesse Scroggins, In. Fr.

RUNNING BACKS

USC lost a pair of quality tailbacks from last year's squad: 2009 rushing leader Joe McKnight, who declared for the NFL draft after his junior season (he was a fourth round pick), and 2008 rushing leader Stafon Johnson, who missed the final 9 games of 2009 after suffering a life-threatening throat injury in a weightlifting accident. McKnight, who is 14th on the school's career rushing list (2,213 yards), became USC's 26th 1,000-yard season rusher when he had 1,014 yards with 8 TDs in 2009 (he also caught 22 passes). A dangerous runner, receiver and returner, he had 14 career games with at least 100 all-purpose yards and averaged 6.5 yards per carry as a Trojan. Johnson, who had 157 yards and 5 touchdowns (including the late game-winner at Ohio State) in 2009 before getting hurt, totaled 1,552 career rushing yards with 19 TDs. His 705 rushing yards topped USC in 2008, when he also led Troy in punt returns.

But plenty of top-notch runners remain in USC's tailback stable.

Bruising senior **Allen Bradford** (115 tcb, 668 yds, 5.8 avg, 8 TD in 2009, plus 1 rec, 2 yds, 2.0 avg and 6 tac, 1 FF) was second on the Trojans in rushing last season with 668 yards and tied for the team lead in touchdowns with 8. He led USC in rushing 5 times in 2009, including a career-best 147 yards against Oregon State.

Fellow senior **C.J. Gable** (24 tcb, 102 yds, 4.2 avg in 2009, plus 1 rec, 2 yds, 2.0 avg and 19 KOR, 348 yds, 18.3 avg and 1 tac) has 18 career starts (mostly in 2008 when he ran for 617 yards and 8 TDs) and 1,296 career rushing yards. He also is sixth on USC's all-time kickoff return chart (1,010 yards, including a team-best 348 last fall).

Sophomore **Curtis McNeal** (6 tcb, 33 yds, 5.5 avg in 2009, plus 13 KOR, 242 yds, 18.6 avg) got just a handful of carries last season, but proved difficult to tackle because of his compact style. He also shared time as a kick returner.

Junior **Marc Tyler** (5 tcb, 72 yds, 14.4 avg, 1 TD in 2009) has been hampered by injuries in his career and is coming off a toe injury that curtailed most of his 2009 campaign. When healthy, his hard-running manner has shown promise.

Junior walk-on **Ahmed Mokhtar** (2 tcb, 4 yds, 2.0 avg in 2009), who transferred to USC last fall from a junior college after attending Oregon State, is available at either tailback or fullback.


Looking to break into the tailback corps as freshmen are a pair of prep All-Americans: **Dillon Baxter** (Mission Bay High in San Diego, Calif.), named the 2009 national high school player of the year by several outlets (he might also be used as a returner), and speedy **D.J. Morgan** (Taft High in Woodland Hills, Calif.), also a world-class hurdler who won the 200-meter high hurdles at the 2009 IAAF World Youth Championships. Baxter graduated from high school a semester early and enrolled at USC this spring to get a head start on the competition (he had an impressive showing), while Morgan arrives this fall.

USC returns one of the nation's most effective fullbacks in senior **Stanley Havili** (21 tcb, 138 yds, 6.6 avg in 2009, plus 22 rec, 298 yds, 13.5 avg, 2 TD and 1 tac), who is skilled as a runner, receiver and blocker. The 3-year starter has caught more passes (84) than any fullback in Trojan annals. Both of his scoring catches in 2009 came in the first half of the Emerald Bowl.


Junior **D.J. Shoemate** (2 tcb, 2 yds, 1.0 avg in 2009, plus 2 rec, 23 yds, 11.5 avg, 1 TD and 4 tac), a one-time wide receiver, has taken well to the fullback spot and is a Havili clone.

Redshirt freshman **Hunter Simmons** is also battling to get into the fullback rotation.

Soma Vainuku (Eureka High in Eureka, Calif.) will boost the fullback troop when he enrolls in the fall as a freshman.



TB C.J. GABLE



FB STANLEY HAVILI

2010 SEASON OUTLOOK

"The running backs are the most veteran group on our team," said Kiffin. "We have a pair of tailbacks and a fullback who have started here and they should supply leadership for our offense. And I'm looking forward to incorporating the other runners into our system and see how they do. The key is getting consistent play from our runners."

RUNNING BACKS

Dillon Baxter, Fr., TB
 Allen Bradford, Sr., TB
 C.J. Gable, Sr., TB
 STANLEY HAVILI, Sr., FB
 Curtis McNeal, So., TB
 Ahmed Mokhtar, Jr., TB-FB
 D.J. Morgan, In. Fr., TB
 D.J. Shoemate, Jr., FB
 Hunter Simmons, Rs. Fr., FB
 Marc Tyler, Jr., TB
 Soma Vainuku, In. Fr., FB

WIDE RECEIVERS

USC lost only one wide receiver from 2009, but it'll be a challenge to replace him. Damian Williams was a 2-year starter who ended up 11th on the Trojan career receptions list (128 catches). He won All-Pac-10 first team honors last fall as both a wide receiver (70 catches, 1,010 yards, 6 TDs) and punt returner (he was ninth nationally with a 14.2 average and had 2 scoring runbacks). His 12-catch, 189-yard outing against Boston College earned him the 2009 Emerald Bowl Offensive MVP trophy. He had 6 games with 100-plus all-purpose yards in 2009. He left USC after his junior year to enter the NFL, where he was a third round selection.

The remainder of last year's wideout crew is back, led by experienced senior **Ronald Johnson** (34 rec, 378 yds, 11.1 avg, 3 TDs in 2009, plus 1 tcb, 4 yds, 4.0 avg and 13 KOR, 264 yds, 20.3 avg). He missed the first part of last season with a shoulder injury, but returned with a bang for the second half as the starter and finished second on the Trojans in receptions (34, with 3 TDs) and kickoff returns (264 yards). His speed makes him a threat on deep balls (his 12 career touchdowns average 26.3 yards each) and also on kickoff runbacks, where he ranks fifth on the Trojan career chart (1,264 yards).

Competing to get into the playing mix are 5 other semi-seasoned receivers. Sophomore **Brice Butler** (20 rec, 292 yds, 14.6 avg, 2 TD in 2009) and junior **Brandon Carswell** (5 rec, 21 rec, 4.2 avg in 2009) each posted starts in 2009. Then there are senior **Travon Patterson** (3 rec, 8 yds, 2.7 avg in 2009, plus 2 tcb, 15 yds, 7.5 avg), who has sprinted on the Trojan track team, and sophomore **De'Von Flournoy**.

A group of walk-ons who have yet to catch a pass fill out the returning wideout unit: senior **Scott Stephens** (1 tac in 2009), junior **Drew Ness**, sophomore **Robbie Boyer**, sophomore **Steve Blackhart** and redshirt freshman **Walter Calistro**.

First-year freshman **Kyle Prater** (Proviso West High in Hillside, Ill.), a prep All-American, graduated from high school a semester early and enrolled at USC this spring. He did well after being thrown into the pass catching competition right away.

Joining the wide receivers in the fall as freshmen is a duo of prep All-Americans in **Markeith Ambles** (Henry County High in McDonough, Ga.) and **Robert Woods** (Serra High in Gardena, Calif.).

"This is one of the most important position groups for us to figure out," said Kiffin. "We're counting on Johnson to be the leader of this group. There will be a lot of opportunities for the others to showcase their talents."

WIDE RECEIVERS

Markeith Ambles, In. Fr.
 Steve Blackhart, So.
 Robbie Boyer, So.
 Brice Butler, So.
 Walter Calistro, Rs. Fr.
 Brandon Carswell, Jr.
 De'Von Flournoy, So.
 RONALD JOHNSON, Sr.
 Drew Ness, Jr.
 Travon Patterson, Sr.
 Kyle Prater, Fr.
 Scott Stephens, Sr.
 Robert Woods, In. Fr.

TIGHT ENDS

USC must replace productive tight end Anthony McCoy, who caught 22 passes each of the past 2 seasons. He not only was a good blocker, but was a downfield receiving threat (he averaged 20.8 yards per catch in 2009). His 153 yards at Notre Dame last year established the school record for most receiving yards in a game by a tight end. He was a sixth round NFL pick.

Juniors **Rhett Ellison** (6 rec, 41 yds, 6.8 avg, 1 TD in 2009, plus 4 tac), who has 6 career starts at tight end and fullback, and **Blake Ayles** (7 rec, 87 yds, 12.4 avg in 2009) are the only tight ends on the 2009 roster with any appreciable playing time at the position.

Converted wide receiver **David Ausberry** (12 rec, 123 yds, 10.2 avg in 2009, plus 1 tac), USC's most physical wideout, was moved to tight end in 2010 spring drills and showed signs of making an impact. He started at wide receiver for the first half of last season before being sidelined with a leg injury.

Like Ausberry, little-used senior **Jordan Cameron**, who has also played basketball at USC, was moved from wide receiver to tight end prior to 2010 spring drills, and he seemed to thrive there.

Three walk-ons—senior **Jeff Serrano** (he can also long snap), junior **Zack Kusnir** and sophomore **Eric Childs**—are also available at the position.

Relief arrives in the fall when a trio of heralded prep All-Americans enrolls as freshmen: **Xavier Grimble** (Bishop Gorman High in Las Vegas, Nev.), **Randall Telfer** (Rancho Cucamonga High in Rancho Cucamonga, Calif.) and **Christian Thomas** (Highland High in Palmdale, Calif.).

"This is a very athletic pass catching group," said Kiffin. "It will be a very important for us to figure out who we can count on here."

TIGHT ENDS

DAVID AUSBERRY, Sr.
 Blake Ayles, Jr.
 Jordan Cameron, Sr.
 Eric Childs, So.
 Rhett Ellison, Jr.
 Xavier Grimble, In. Fr.
 Zack Kusnir, Jr.
 Jeff Serrano, Sr.
 Randall Telfer, In. Fr.
 Christian Thomas, In. Fr.

OFFENSIVE LINEMEN

Three veteran USC offensive linemen from 2009 are gone and will be missed: 3-year starting guard-center Jeff Byers, who was a 2009 All-Pac-10 first team choice, along with a pair of 2-year starters in 2009 All-American first team tackle Charles Brown and guard Alex Parsons. Brown was a NFL second rounder.

But there are some gifted returning linemen with experience and some younger players with potential looking to make their mark. However, this 13-player unit is not particularly deep as offensive lines go.

Three players return from the 2009 starting lineup: a pair of seniors who have started for 2 years in center **Kristofer O'Dowd** and guard **Butch Lewis**, plus junior tackle **Tyron Smith**.

Also fighting to get into the lineup are 2 others who have started games at Troy: senior guard **Zack Heberer** (5 career starts, but none since 2008) and sophomore tackle **Matt Kalil** (he started the 2009 Emerald Bowl). They'll be joined in the battle by a group of players with little, if any, experience: junior center **Michael Reardon**, junior tackle **Martin Coleman** (injuries have hampered him throughout his career), soph guard **Khaled Holmes** and redshirt freshman **Kevin Graf** at guard or tackle and **John Martinez** at guard. Kalil, Holmes and Graf emerged in 2010 spring practice with their impressive play.


Then there's sophomore walk-on center **Abe Markowitz**, who also is a thrower on the USC track team.

Prep All-Americans **Giovanni DiPaolo** (St. Bonaventure High in Ventura, Calif.), a center, and tackle **Seantrell Henderson**, the USA Today All-USA Offensive Player of the Year and Parade MVP, come aboard in the fall as freshmen.


"We'll move offensive linemen around to find our best five players and to develop the necessary depth behind them," said Kiffin. "Although we're fairly thin in numbers up front, we have some talented players."

OFFENSIVE LINEMEN

Martin Coleman, Jr., OT
 Giovanni DiPaolo, In. Fr., C
 Kevin Graf, Rs. Fr., OG-OT
 Zack Heberer, Sr., OG
 Seantrell Henderson, In. Fr., OT
 Khaled Holmes, So., OG
 Matt Kalil, So., OT
 BUTCH LEWIS, Sr., OG
 Abe Markowitz, So., C
 John Martinez, Rs. Fr., OG
 KRISTOFER O'DOWD, Sr., C
 Michael Reardon, Jr., C
 TYRON SMITH, Jr., OT



WR RONALD JOHNSON



C KRISTOFER O'DOWD

DEFENSE

Starters return at 6 defensive spots from 2009: linebackers **Chris Galippo**, **Malcolm Smith** and co-starters **Devon Kennard** and **Michael Morgan**, tackles **Jurrell Casey** and **Christian Tupou** and co-starting ends **Wes Horton** and **Armond Armstead**. Others back with starting experience are cornerback **Shareece Wright**, end **Nick Perry**, safety **Drew McAllister** and linebacker **Shane Horton**.

USC lost 5 of its top 10 tacklers from 2009 (including the No. 1 stopper) and its leaders in interceptions, deflections and forced fumbles, but the Trojans return their leaders in tackles for losses and fumble recoveries and a co-leader in sacks. Troy was 16th nationally in pass efficiency defense (106.0), 17th in sacks (2.7), 20th in tackles for loss (7.0) and 22nd in scoring defense (19.9) last year. But USC's defense, which allowed 340.5 yards in total defense (128.2 rushing), was not up to its normal high standard, particularly for a 5-game stretch in the middle of 2009 when it surrendered an average of 455.6 total yards and 34.8 points per outing (including a USC opponent record 55 points by Stanford). So, cutting down on these figures is a point of emphasis in 2010.

"We need to develop cohesiveness and toughness on defense," said Kiffin. **"We need to find our best grouping, and I suspect the incoming players will have a say in that."**

DEFENSIVE LINEMEN

The Trojans are well-stocked on the defensive line, after losing only end Everson Griffen from the 2009 lineup. He left for the NFL, where he was chosen in the fourth round, after a junior season that saw him record 8 sacks (tied for most on USC) among his 45 tackles.

Both starting tackles from last season return: promising junior **Jurrell Casey** (59 tac, 9 for loss, 4.5 sack, 3 FR, 2 FF, 1 dfl in 2009), who topped the Trojans in fumble recoveries (3), and dependable senior **Christian Tupou** (25 tac, 4 for loss, 1.5 sack, 2 FF in 2009), a 2-year starter. But Tupou will redshirt in 2010 after injuring his knee on the final day of 2010 spring practice.

Pushing for playing time at tackle are a trio of players who saw backup action in 2009: senior **Derek Simmons** (8 tac, 2 for loss, 1 sack in 2009) and juniors **DaJohn Harris** (14 tac, 2 for loss, 0.5 sack in 2009) and **Hebron Fangupo** (2 tac, 0.5 for loss in 2009), who broke his ankle early last season after transferring in from a junior college.

Last year's co-starters at end are back in sophomore **Wes Horton** (23 tac, 1.5 for loss, 1 sack, 1 FR, 1 dfl in 2009) and his later-in-the-season successor, junior **Armond Armstead** (6 tac, 1 for loss, 1 BLK in 2009), who notched starts at both tackle and end in 2009 when he returned from a pre-season broken foot.


Also looking to earn a starting job at end are 2 players who saw a good amount of action last year—soph **Nick Perry** (24 tac, 9 for loss, 8 sack in 2009), a 2009 Freshman All-American first teamer who was USC's sack co-leader (he started once) and junior **Malik Jackson** (18 tac, 3.5 sack, 3 dfl, 1 FF in 2009)—plus 2 redshirt freshmen who switched positions this spring, former linebacker **Kevin Greene** and ex-tight end/quarterback **James Boyd**.

Entering the fray in the fall as a freshman tackle is prep All-American **George Uko** (Don Lugo High in Chino, Calif.).

"This is the best position group on our team," said Kiffin. **"We have a lot of returning players at the inside spots and that should create some healthy competition there. We're a bit young with the end personnel, so their development will be critical to our defensive success."**

DEFENSIVE LINEMEN

- ARMOND ARMSTEAD, Jr., DE
- James Boyd, Rs. Fr., DE
- JURRELL CASEY, Jr., DT
- Hebron Fangupo, Jr., DT
- Kevin Greene, Rs. Fr., DE
- DaJohn Harris, Jr., DT
- WES HORTON, So., DE
- Malik Jackson, Jr., DE
- Nick Perry, So., DE
- Derek Simmons, Sr., DT
- CHRISTIAN TUPOU, Sr., DT
- George Uko, In. Fr., DT



DT JURRELL CASEY



DE ARMOND ARMSTEAD

LINEBACKERS

USC returns a slew of linebackers from 2009, including all of the starters. The unit, Troy's greenest a year ago, now has a season of quality experience to call upon.

Senior **Malcolm Smith** (72 tac, 6 for loss, 3 dfl, 1 FF, 1 int for TD in 2009) and junior **Chris Galippo** (70 tac, 8 for loss, 1.5 sack, 2 int, 2 FF, 6 dfl in 2009)—a 2009 Sophomore All-American first team honoree—were second and third on the Trojans in tackles last fall while starting on the weak side and in the middle, respectively. Senior **Michael Morgan** (50 tac, 13 for loss, 4 sack, 1 dfl in 2009), who topped Troy in tackles for losses in 2009, started the first 9 contests on the strong side before precocious sophomore **Devon Kennard** (34 tac, 2 for loss, 3 dfl, 1 FR, 1 FF in 2009) took over after switching from defensive end. Kennard is working at middle linebacker in 2010.

Battling this group for playing time is junior **Shane Horton** (30 tac, 1.5 for loss, 2 dfl in 2009), who started 3 times in 2009. There also are 2 redshirt freshmen in **Marquis Simmons** and **Simione Vehikite**, a converted fullback.

A quartet of walk-ons—junior **Ross Cumming** (9 tac in 2009), who played often on special teams last year, soph **Augusto Alonso** and redshirt freshmen **Will Andrew** and **Luke Freeman**—round out the returnees.

Two linebackers enter USC this fall: **Glen Stanley** (Eastern Arizona Junior College in Thatcher, Ariz.), a junior college transfer who previously played at Bowling Green, and prep All-American **Hayes Pullard** (Crenshaw High in Los Angeles, Calif.). Stanley is a junior and Pollard a freshman.

"Having three returning starters gives us some valuable experience in the linebacking corps," said Kiffin. **"Across the board, this position must improve."**

LINEBACKERS


- Augusto Alonso, So.
- Will Andrew, Rs. Fr.
- Ross Cumming, Jr.
- Luke Freeman, Rs. Fr.
- CHRIS GALIPPO, Jr.
- Shane Horton, Jr.
- DEVON KENNARD, So.
- MICHAEL MORGAN, Sr.
- Marquis Simmons, Rs. Fr.
- MALCOLM SMITH, Sr.
- Hayes Pullard, In. Fr.
- Glen Stanley, In. Jr.
- Simione Vehikite, Rs. Fr.

DEFENSIVE BACKS


The entire USC secondary must be replaced in 2010, as last year's 4 starters have departed. Between them, they accounted for 645 tackles and 19 interceptions while starting 116 games during their careers. It was an impressive group, as evidenced by the fact that USC allowed a Pac-10 low 12 passing touchdowns in 2009 (including none in the first 5 games) and was 16th nationally in pass efficiency defense (106.0). Taylor Mays, a 3-time All-American first teamer while starting 4 years at free safety, posted 276 career tackles, including a team-high 96 in 2009. Cornerback Josh Pinkard was a 3-year starter with 167 career tackles, including 59 last season. Strong safety Will Harris led the 2009 Trojans in interceptions with 4 while notching 69 tackles and cornerback Kevin Thomas topped the team in deflections (11) while making 57 tackles. Mays was a second round NFL pick and Thomas went in the third round.

The cupboard isn't completely bare, though. Cornerback **Shareece Wright** (2 tac, 1 int in 2009), the only scholarship senior in this year's secondary, is a good one. He has 4 career starts, including in last year's Emerald Bowl after sitting out the 2009 regular season while academically ineligible.

Others looking to earn a starting job at cornerback are junior **T.J. Bryant** (22 tac, 1.5 for loss, 0.5 sack, 3 dfl in 2009) and sophomore **Brian Baucham** (3 tac, 1 dfl in 2009), who both spent time as USC's nickel back in 2009, plus redshirt freshman **Torin Harris**. Then there are 7 walk-on cornerbacks: senior **Omari Crittenden** and juniors **Daniel Harper**, **Spencer Spiegel**, **Allen Noble**, **James Harbin**, **Boomer Roepke**, a former Trojan swimmer who can also punt, and **Taylor Ashton**, who previously played at Arizona State.



LB CHRIS GALIPPO



LB MALCOLM SMITH

2010 SEASON OUTLOOK

Contending for the safety jobs are juniors **Drew McAllister** (15 tac, 1 FF in 2009), who started once last fall, and **Marshall Jones** (4 tac in 2009), who missed most of 2009 with a neck injury while playing cornerback, promising sophomores **T.J. McDonald** (7 tac in 2009) and **Jawanza Starling** (1 tac in 2009), who is also on the Trojan baseball team, and redshirt freshman **Byron Moore**. Junior walk-on **Ryan McMahon** (9 tac, 1 FR in 2009), a key special teams performer, and sophomore walk-on **Cody Romness** also are available at safety.

Then there's freshman safety **Patrick Hall** (St. Bonaventure High in Ventura, Calif.), who enrolled this spring. He originally signed with USC in 2009 but did not qualify for admission. He is coming off a knee injury.

Adding to the secondary ranks as freshmen this fall are 3 cornerbacks—prep All-Americans **Anthony Brown** (Kaiser High in Fontana, Calif.) and **Demetrius Wright** (Corona High in Corona, Calif.), plus **Nickell Robey** (Frostproof High in Frostproof, Fla.)—and prep All-American safety **Dion Bailey** (Lakewood High in Lakewood, Calif.).

"With all four starters gone, there will be a lot of opportunities for a relatively young group of defensive backs," said Kiffin. **"There are a number of highly-recruited players in this group who need to come through and do a great job in their development. We're looking for Wright to have a dynamic senior year."**

DEFENSIVE BACKS


Taylor Ashton, Jr., CB
 Dion Bailey, In. Fr., S
 Brian Baucham, So., CB
 Anthony Brown, In. Fr., CB
 T.J. Bryant, Jr., CB
 Omari Crittenden, Sr., CB
 Patrick Hall, Fr., S
 James Harbin, Jr., CB
 Daniel Harper, Jr., CB
 Torin Harris, Rs. Fr., CB
 Marshall Jones, Jr., S
 Drew McAllister, Jr., S
 T.J. McDonald, So., S
 Ryan McMahon, Jr., S
 Byron Moore, Rs. Fr., S
 Allen Noble, Jr., CB
 Nickell Robey, In. Fr., CB
 Boomer Roepke, Jr., CB-P
 Cody Romness, So., S
 Spencer Spiegel, Jr., CB
 Jawanza Starling, So., S
 Demetrius Wright, In. Fr., CB
 Shareece Wright, Sr., CB

SPECIAL TEAMS

USC's punter (**Jacob Harfman**), short snapper (**Chris Pousson**) and top kickoff returners (**C.J. Gable**, **Ronald Johnson** and **Curtis McNeal**) from last year are back in 2010. But a new placekicker, holder and punt returner must be found.

The Trojans were good last year on both sides of the punt return battle, ranking ninth nationally in punt returns (13.6) and third in opponent punt return yardage (2.1), and they hope to continue in that fashion. But they need to improve the other areas of special teams, particularly in kickoff returns and opponent kickoff return yardage (their 18.9 and 24.6 averages, respectively, were in the bottom 10 in the nation).

"This is a very important area for us and we spent an inordinate amount of time this past spring on all of our special teams units," said Kiffin. **"We feel like we hired the best special teams coach in college football in John Baxter and his addition will be invaluable to the development of this segment of our team."**



CB SHAREECE WRIGHT



P-PK JACOB HARFMAN

PUNTERS

Senior **Jacob Harfman** (39.8 avg in 2009, plus 4 tac) took over the punting job from now-graduated walk-on Billy O'Malley (37.3 avg in 2009) after the third game of 2009 and he was consistent, if not spectacular. Nearly a third of his punts in 2009 (14 of 48) pinned foes within the 20-yard line and he had 5 that travelled at least 50 yards.

The only other punter on the roster is untried junior walk-on cornerback **Boomer Roepke**. Senior placekicker **Joe Houston** could be used in an emergency.

PLACEKICKERS

USC must find a replacement for placekicker Jordan Congdon, who was deadly accurate inside the 40-yard line last fall (he was 11-of-12 from there). He hit 12-of-16 field goals overall and was perfect on his 41 PAT kicks in 2009 in his only season as USC's kicker.

The choice is between senior **Jacob Harfman** (0-of-1 FG in 2009, plus 4 tac), who handled the kickoffs and punts last year but missed his only field goal attempt (a 50-yarder at the end of the half against UCLA), and senior walk-on **Joe Houston** (1-of-1 PAT in 2009), whose only action last season was kicking the final point in USC's 56-3 opening win over San Jose State. As a kickoff man in 2009, Harfman kept opponents within the 20-yard line a third of the time (on 22 of his 67 kickoffs, including 11 touchbacks).

Sophomore walk-on **Bobby Der** is also available.

SNAPPERS

Junior short snapper **Chris Pousson** is back after handling that job efficiently for the past 2 seasons. He'll add the long snapping duty to his repertoire in 2010 now that 2-year long snapper Cooper Stephenson is gone.

Redshirt freshman **William O'Brien** also is available, as is walk-on senior tight end **Jeff Serrano**.

HOLDERS

A new holder must be found in 2010 after last year's holder (quarterback-wide receiver Garrett Green) and his backup (punter Billy O'Malley) graduated. Sophomore quarterback **Matt Barkley**, senior quarterback **Mitch Mustain** and soph walk-on wide receiver **Robbie Boyer** will get a look.


RETURNERS

USC appears set on kickoff returns, as 3 players who had at least 13 runbacks last year are back: senior tailback **C.J. Gable** (19 KOR, 329 yds, 18.3 avg in 2009), senior wide receiver **Ronald Johnson** (13 KOR, 264, 20.3 avg in 2009) and sophomore tailback **Curtis McNeal** (13 KOR, 242 yds, 18.6 avg in 2009). Johnson is fifth on USC's career kickoff return list (1,264 yards) and Gable is right behind him in sixth (1,010 yards). Senior fullback **Stanley Havili**, freshman tailback **Dillon Baxter** and senior wide receiver **Travon Patterson** might also be tried.

Wide receiver Damian Williams, one of college football's best punt returners in 2009, is gone. His 14.2 average ranked ninth nationally and his 2 scoring punt returns (66 yards at California and 63 yards versus Oregon State) were 1 shy of the USC season record. His backup, tailback Joe McKnight, is also off to the NFL (he had 32 career punt returns). So there's an open call for a new punt return man, with Johnson, Patterson, McNeal, Baxter and senior cornerback **Shareece Wright** in the mix.

SPECIALISTS

Bobby Der, So., PK
 JACOB HARFMAN, Sr., P-PK
 Joe Houston, Sr, PK
 William O'Brien, Rs. Fr., SNP
 CHRIS POUSSON, Jr., SNP



2010 USC DEPTH CHART

OFFENSE

SE —	19	Brice Butler (6-4, 195, So.)*
	85	Kyle Prater (6-5, 210, Fr.)
	46	Steve Blackhart (6-1, 180, So.)*
	80	Brandon Carswell (6-1, 195, Jr.)*#
	47	Scott Stephens (6-1, 185, Sr.)*#
	8	Markeith Ambles (6-2, 215, Fr.)
LT —	75	Matt Kalil (6-7, 295, So.)*
	77	Seantrel Henderson (6-8, 330, Fr.)
LG —	71	Kevin Graf (6-6, 300, Fr.)*
	68	Butch Lewis (6-5, 295, Sr.)*^#
C —	61	Kristofer O'Dowd (6-5, 300, Sr.)^
	50	Abe Markowitz (6-1, 285, So.)*
	67	Michael Reardon (6-5, 290, Jr.)*#
	63	Giovanni Di Poala (6-6, 295, Fr.)
RG —	78	Khaled Holmes (6-4, 300, So.)*
	59	John Martinez (6-2, 290, Fr.)*
	74	Zack Heberer (6-5, 295, Sr.)*#
RT —	70	TYRON SMITH (6-5, 280, Fr.)
	72	Martin Coleman (6-5, 335, Jr.)*#
TE —	84	Jordan Cameron (6-5, 235, Sr.)*
	9	David Ausberry (6-4, 235, Sr.)*^
	87	Eric Childs (6-4, 230, So.)* OR
	44	Zack Kusnir (6-5, 255, Jr.)* OR
	45	Jeff Serrano (6-5, 225, Sr.)*
	88	Blake Ayles (6-5, 245, Jr.)#
	40	Rhett Ellison (6-5, 245, Jr.)#
	86	Xavier Grimbale (6-6, 245, Fr.) OR
	82	Randall Telfer (6-4, 230, Fr.) OR
	89	Christian Thomas (6-3, 240, Fr.)
FL —	83	Ronald Johnson (6-0, 185, Sr.)^
	15	Travon Patterson (5-9, 170, Sr.)*
	81	De'Von Flournoy (6-0, 185, So.)
	49	Robbie Boyer (6-0, 180, So.)*
	23	Drew Ness (6-0, 180, Jr.)*
	4	Walter Calistro (5-9, 165, Fr.)*
	13	Robert Woods (6-1, 185, Fr.)
QB —	7	MATT BARKLEY (6-2, 220, So.)
	16	Mitch Mustain (6-2, 200, Sr.)*
	18	John Manoogian (6-0, 215, So.)*
	14	Brett Kan (6-2, 205, Jr.)*
	15	Jesse Scroggins (6-3, 205, Fr.)
FB —	31	STANLEY HAVILI (6-1, 225, Sr.)*
	38	Hunter Simmons (6-1, 245, Fr.)*
	10	D.J. Shoemate (6-0, 225, Jr.)#
	27	Ahmed Mokhtar (6-0, 210, Jr.)*#
	41	Soma Vainuku (6-2, 255, Fr.)
TB —	21	Allen Bradford (6-0, 235, Sr.)*
	2	C.J. Gable (6-0, 205, Sr.)*
	22	Curtis McNeal (5-7, 185, So.)* OR
	28	Dillon Baxter (6-0, 195, Fr.) OR
	26	Marc Tyler (5-11, 230, Jr.)*
	34	D.J. Morgan (6-0, 175, Fr.)
SPECIALISTS		
P —	48	JACOB HARFMAN (5-10, 195, Sr.)
	30	Joe Houston (5-7, 170, Sr.)*
PK —	30	Joe Houston (5-7, 170, Sr.)*
	48	Jacob Harfman (5-10, 195, Sr.)
	39	Bobby Der (6-1, 170, So.)*
SNP —	62	CHRIS POUSSON (6-4, 240, Jr.)—PAT, FG, P
	13	William O'Brien (5-11, 195, Fr.)*
	86	Jeff Serrano (6-5, 225, Sr.)*
HLD —	7	Matt Barkley (6-2, 220, So.) OR
	16	Mitch Mustain (6-2, 200, Sr.)* OR
	49	Robbie Boyer (6-0, 180, So.)*

DEFENSE

DE —	94	Armond Armstead (6-5, 295, Jr.)^
	97	Malik Jackson (6-5, 245, Jr.)
	56	James Boyd (6-4, 245, Fr.)*
NT —	98	DaJohn Harris (6-4, 305, Jr.)* OR
	92	Hebron Fangupo (6-2, 310, Jr.)*#
	90	Derek Simmons (6-4, 300, Sr.)*
	44	CHRISTIAN TUPOU (6-2, 290, Sr.)#
DT —	91	JURRELL CASEY (6-1, 305, Jr.)
	98	DaJohn Harris (6-4, 305, Jr.)*
	95	George Uko (6-4, 300, Fr.)
DE —	8	Nick Perry (6-3, 250, So.)* OR
	96	Wes Horton (6-5, 260, So.)*^
	81	Kevin Greene (6-3, 250, Fr.)*
SLB —	17	Michael Morgan (6-4, 220, Sr.)*^
	53	Marquis Simmons (6-1, 215, Fr.)*
	46	Ross Cumming (6-1, 230, Jr.)
	57	Augusto Alonso (6-2, 220, So.)*
	35	Hayes Pullard (6-2, 225, Fr.)
MLB —	54	CHRIS GALIPPO (6-2, 250, Jr.)* OR
	52	Devon Kennard (6-3, 250, So.)^
	50	Will Andrew (6-2, 225, Fr.)*
WLB —	6	MALCOLM SMITH (6-1, 225, Sr.)
	23	Shane Horton (6-0, 220, Jr.)* OR
	36	Simione Vehikite (6-0, 220, Fr.)*
	28	Luke Freeman (5-10, 200, Fr.)*
	51	Glen Stanley (6-3, 245, Jr.)*
CB —	24	Shareece Wright (5-11, 185, Sr.)*
	26	Daniel Harper (5-10, 180, Jr.)*
	45	Omari Crittenden (6-0, 190, Sr.)*
	9	Taylor Ashton (5-9, 175, Jr.)*
	10	Boomer Roepke (5-8, 185, Jr.)*
	41	Allen Noble (6-0, 185, Jr.)*#
	16	Anthony Brown (6-0, 185, Fr.) OR
	14	Demetrius Wright (6-1, 205, Fr.)
FS —	7	T.J. McDonald (6-3, 205, So.)
	49	Ryan McMahon (6-0, 200, Jr.)
	22	Cody Romness (5-11, 175, So.)*
	27	Marshall Jones (5-11, 185, Jr.)*#
	39	Dion Bailey (6-1, 195, Fr.)
SS —	29	Jawanza Starling (6-1, 195, So.)
	18	Byron Moore (6-1, 200, Fr.)*
	25	Patrick Hall (6-0, 190, Fr.)#
	19	Drew McAllister (6-1, 195, Jr.)#
CB —	4	Torin Harris (6-1, 185, Fr.)* OR
	38	T.J. Bryant (6-0, 180, Jr.)
	47	James Harbin (5-10, 175, Jr.)*
	30	Brian Baucham (5-11, 175, So.)*#
	34	Spencer Spiegel (5-11, 185, Jr.)*#
	37	Nickell Robey (5-8, 165, Fr.)

RETURNERS

KOR —	2	C.J. GABLE (6-0, 205, Sr.)* OR
	83	RONALD JOHNSON (6-0, 185, Sr.) OR
	31	Stanley Havili (6-1, 225, Sr.)* OR
	22	CURTIS McNEAL (5-7, 185, So.)* OR
	28	Dillon Baxter (6-0, 195, Fr.) OR
	15	Travon Patterson (5-9, 170, Sr.)*
PR —	83	Ronald Johnson (6-0, 185, Sr.) OR
	15	Travon Patterson (5-9, 170, Sr.)* OR
	22	Curtis McNeal (5-7, 185, So.)* OR
	28	Dillon Baxter (6-0, 195, Fr.) OR
	24	Shareece Wright (5-11, 185, Sr.)*

Depth chart as of start of 2010 fall practice
 Projected 2010 starters in boldface
 Players connected with "OR" are considered equal
 Returning 2009 starters are listed in ALL CAPS
 Fall 2010 enrollees listed alphabetically at end of positions
 #Depth chart evaluation unavailable (missed part of 2010 spring drills)
 ^ Co-starters in 2009
 *Used redshirt year



HEAD COACH LANE KIFFIN



First-year USC head football coach Lane Kiffin is regarded as one of the game's brightest young coaches. At 35, he already has been a head coach at football's top levels, both professionally and collegiately. He is known for his high football IQ, as well as for being a vibrant leader and a master recruiter.

The one-time Trojan offensive coordinator who then became the head coach of the Oakland Raiders and the Tennessee Volunteers returned to the USC program on Jan. 13, 2010, when he was named its head football coach.

Kiffin came to back Troy after guiding Tennessee to a 7-6 record in 2009 in his only season there. The Volunteers finished second in the Southeastern Conference Eastern Division at 4-4 and played in the Chick-Fil-A Bowl. Four of Tennessee's losses were by 10 points or less, including a 2-point road loss to eventual national champion Alabama and 10 points at then-No. 1 Florida. His Vols offense jumped at least 34 places in every national statistical category over the 2008 figures, while the defense was in the nation's Top 25 in pass and total defense. He was the youngest active head coach in the NCAA FBS ranks while at Tennessee.

Before that, Kiffin was the head coach of the NFL's Raiders for 2 years (2007-08), where at age 31 he was the youngest head coach in the NFL's modern era. He was 5-15 with the Raiders (4-12 in 2007 and 1-3 in 2008).

Kiffin spent 6 seasons (2001-2006) as an assistant at USC under Pete Carroll. He was the tight ends coach in 2001, then handled the wide receivers the next 5 years. He added the duty of passing game coordinator in 2004, then was promoted to offensive coordinator and recruiting coordinator in 2005 and 2006.

He coached a trio of All-American first team wide receivers at USC: Mike Williams (2003), Dwayne Jarrett (2005-06, USC's first 2-time All-American wideout) and Steve Smith (2006). Jarrett set the Pac-10 record for career touchdown catches (39) and the USC career mark for receptions (216).

While the offensive coordinator in 2005, USC's offense was in the national Top 6 in every statistical category, including tops in total offense (579.8) and second in scoring offense (49.1), and set Pac-10 records for total offense yardage, first downs, points scored, touchdowns and PATs. The Trojans scored 50 points a school-record 7 times. USC became the first school to have a 3,000-yard passer, a pair of 1,000-yard runners and a 1,000-yard receiver in a season.

In 2004, Williams set USC career (30) and season (16) touchdown reception records, while fellow wide receiver Keary Colbert set the school career reception record (207). In 2002, Williams and Colbert became USC's first pair of 1,000-yard receivers in a season and wide receiver Kareem Kelly became the Trojan career reception leader (204). Williams, Jarrett, Smith and Colbert all played in the NFL.

Quarterback Matt Leinart won the Heisman Trophy in 2004 while Kiffin was the passing game coordinator and tailback Reggie Bush was the 2005 Heisman winner with Kiffin as the offensive coordinator.

While serving as USC's recruiting coordinator, Troy's recruiting classes in 2005 and 2006 were ranked by some as No. 1 in the nation. He was named one of the nation's Top 25 recruiters by Rivals.com in 2005.


Kiffin was a member of USC staffs that helped the Trojans win a pair of national championships (2003-04), post a 65-12 record (14 wins were later vacated due to NCAA penalty) and appear in a bowl game each of his 6 seasons: 2001 Las Vegas Bowl, 2003 Orange Bowl, 2004 Rose Bowl, 2005 Orange Bowl (BCS Championship Game), 2006 Rose Bowl (BCS Championship Game) and 2007 Rose Bowl.

Before coming to USC, Kiffin was the defensive quality control coach for the NFL's Jacksonville Jaguars in 2000 (he worked with the secondary).

He began his coaching career at Fresno State, his alma mater, where for 2 seasons (1997-98) he worked with the quarterbacks, wide receivers and defensive backs as a student assistant.

He then was an assistant at Colorado State in 1999, working with the offensive line. The Rams played in the Liberty Bowl that season.

Kiffin was a quarterback at Fresno State for 3 seasons (1994-96). He earned his bachelor's degree in leisure service management from Fresno State in 1998.



He prepped at Bloomington (Minn.) Jefferson High, where he played football, basketball and baseball.

He was born May 9, 1975. He and his wife, Layla, have 2 daughters, Landry, 4, and Presley, 3, and a son, Knox, 1.

His father, Monte (now USC's assistant head coach), has 44 years of coaching experience on the collegiate and NFL levels, having been on the staffs of programs that won 2 national championships (at Nebraska) and a Super Bowl (Tampa Bay Buccaneers). His brother, Chris, was a defensive lineman at Colorado State (2001-04) who was then an offensive intern at Nebraska and now is a defensive assistant at USC. His father-in-law, John Reaves, was a former quarterback at Florida and 11 years in the NFL (Philadelphia Eagles, Cincinnati Bengals, Minnesota Vikings, Houston Oilers, Tampa Bay Buccaneers) and 3 years in the USFL (Tampa Bay Bandits) who then was an assistant coach at Florida and South Carolina. His brother-in-law, David Reaves, was a quarterback at Appalachian State and then an assistant at South Carolina, Tennessee and now New Mexico. Another brother-in-law, Stephen Reaves, played quarterback at Michigan State and Southern Miss and for the CFL's Toronto Argonauts.

WHAT THEY'RE SAYING ABOUT LANE KIFFIN

USC athletic director Mike Garrett: *"We are really excited to welcome Lane Kiffin back to USC. I was able to watch him closely when he was an assistant with us and what I saw was a bright, creative young coach who I thought would make an excellent head coach here if the opportunity ever arose. I'm confident he and his staff will keep USC football performing at the high level that we expect. Lane brings a lot to the table. He has a coaching background both in the pros and in the best collegiate conferences. He has a great command of the X's and O's. He is familiar with the Trojan landscape and will be a great representative of our university. He keeps the game fun. And, very importantly, he has proven to be one of the finest recruiters anywhere."*

Former USC and current Seattle Seahawks head coach Pete Carroll: *"It's good that USC acted quickly to get a coach connecting with our history. The players will feel comfortable and be able to follow some of the same kinds of lines of what they're accustomed to. They're going to be good. They have the best defensive coach in the history of the world (Monte Kiffin). And Lane will hit it running and take pride in recruiting and the whole deal. Lane's going to do great."*

Former USC All-American and NFL wide receiver Mike Williams: *"God is shining on the Trojan faithful. I couldn't imagine a better pick. I think Kiff is the closest thing you can get to what Coach Carroll brings. It's a no-brainer."*

Former USC and NFL wide receiver Keary Colbert: *"He's just like Coach Carroll. He's high-spirited and likes to have fun."*

Former Tennessee head football coach Johnny Majors: *"I was around him since he took the Tennessee job. I watched practice, talked to the squad a couple of times, and spent some time in his office. And I believe he is a very good football coach. He's very aggressive and well organized. He's demanding and he and his staff attacked recruiting very aggressively. I think he is going to be very, very successful in the long run."*

Tennessee linebacker Nigel Mitchell-Thornton: *"I liked his oomph, liked that energy. He definitely threw you out there on the field and let you compete, which a lot of us liked."*

Matt Hayes, Sporting News: *"USC gets a coach who can sustain a seamless transition. Kiffin helped build the program earlier this decade. He's familiar with the way of Troy, and the swagger and confidence of Carroll won't change much with Kiffin."*

Allen Wallace, Scout.com: *"Kiffin is one of the best evaluators of talent I've ever come across. He likes to work very hard and will bring a ready-made staff with big-time credentials. It's just a lucky stroke, a last parting gift from Pete Carroll. I can't imagine a better choice for USC."*

USC quarterback Matt Barkley: *"I think it's really good they got someone who knows Trojan football and the traditions and knows how we rock."*

Grant Tunkel, Daily Trojan: *"The Kiffin hire is exactly what USC needs to continue the legacy that Pete Carroll built. Hiring Kiffin provides the Trojans with a perfect mix. He is enough of a link to the Carroll era to instill continued confidence in the program from the start, but he's still his own coach with the drive to succeed. He knows the landscape well. He brings with him the mentality necessary to succeed at an elite program. He is young and charismatic, making him the perfect choice to connect with current players and recruit new ones."*

Greg Biggins, ESPN Rise.com: *"To the recruits and parents we've talked to, USC hired Vince Lombardi."*

YEAR-BY-YEAR WITH LANE KIFFIN



YEAR	TEAM	POSITION	RECORD (POST-SEASON)	HEAD COACH
1997	Fresno State	Student Assistant	6-6	Pat Hill
1998	Fresno State	Student Assistant	5-6	Pat Hill
1999	Colorado State	Offensive Line Assistant	8-4** (Liberty)	Sonny Lubick
2000	Jacksonville Jaguars	Defensive Quality Control	7-9	Tom Coughlin
2001	USC	Tight Ends	6-6 (Las Vegas)	Pete Carroll
2002	USC	Wide Receivers	11-2+ (Orange)	Pete Carroll
2003	USC	Wide Receivers	12-1+# (Rose)	Pete Carroll
2004	USC	Wide Receivers/Passing Game Coordinator	13*-0+# (Orange)	Pete Carroll
2005	USC	Off. Coord./Wide Receivers/Recruiting Coord.	12*-1+ (Rose)	Pete Carroll
2006	USC	Off. Coord./Wide Receivers/Recruiting Coord.	11-2+ (Rose)	Pete Carroll
2007	Oakland Raiders	Head Coach	4-12	—
2008	Oakland Raiders	Head Coach	1-3	—
2009	Tennessee	Head Coach	7-6 (Chick-Fil-A)	—

*2 wins in 2004 and 12 wins in 2005 later vacated due to NCAA penalty (revised record: 11-0 in 2004 and 0-1 in 2005)

**Mountain West champions

+Pac-10 champions (2004 and 2005 title later vacated due to NCAA penalty)

#Won national championship



USC'S 2010 FOOTBALL COACHING STAFF

** 185 years of coaching experience, including 51 years in the NFL **

** Coached in 71 college bowls/playoffs, including on 8 national championship teams **

** Coached with 20 NFL playoff teams, including in 3 Super Bowls (2 Super Bowl winners) **

** 40 years of college playing experience and 22 years of NFL playing experience **



ASSISTANT COACHES



JOE BARRY Linebackers

Joe Barry, a former Trojan linebacker and assistant coach who spent the past 10 years coaching in the NFL, joined the USC staff in January of 2010 as the linebackers coach.

Barry, 40, was the linebackers coach with the Tampa Bay Buccaneers in 2009.

Before that, he was the defensive coordinator of the Detroit Lions for 2 seasons (2007-08), serving under head coach Rod Marinelli, his father-in-law, and working on the same staff as his father, Mike Barry, who handled the Lions' offensive line.

and working on the same staff as his father, Mike Barry, who handled the Lions' offensive line.

Barry's first NFL job was as the defensive quality control coach with the San Francisco 49ers in 2000.

He then spent 6 years (2001-06) as the linebackers coach of the Buccaneers, working under defensive coordinator Monte Kiffin (now on USC's staff and the father of Lane) and for 4 of those years working alongside Marinelli, who coached the defensive line. He was a member of the 2002 Super Bowl champions that led the league in total defense and scoring defense. The Buccaneers were ranked among the NFL's top 5 in total defense 3 others times during his tenure, including first in 2005 when they won the NFC South Division. His linebackers were named to the Pro Bowl 7 times, including 2002 NFL Defensive Player of the Year Derrick Brooks.

Barry began his coaching career at his alma mater, USC. He was Troy's video coordinator in 1994, then was a graduate assistant working with the defensive line in 1995 as the Trojans won the Rose Bowl. Like at the Lions, he coached with his father, Mike, who was USC's offensive line coach (Marinelli was Troy's defensive line coach).

He then spent 3 seasons (1996-98) as the linebackers and defensive ends coach at Northern Arizona before becoming the linebackers coach at UNLV in 1999 under head coach John Robinson, who was his head coach at USC.

Barry lettered 2 years (1992-93) at USC, where he started 7 games at inside linebacker in 1993. He came to USC from Michigan, where he redshirted in 1989 and sat out 1990 with a knee injury.

He received his bachelor's degree in communication from USC in 1994.

He was a 2-time (1987-88) All-Colorado pick at Fairview High in Boulder after earning All-lowa second team honors as a 1986 sophomore at Ames (Ia.) High. He also played basketball and track.

He was born on July 5, 1970. He and his wife, Chris, have 2 daughters, Camryn, 10, and Lauren, 8, and 6-year-old twin sons, Nick and Sam. His father, Mike, was a college assistant coach at Southern Illinois, Arizona, Iowa State, Colorado, North Carolina State and Tennessee in addition to USC (1993-97) before joining the Lions. His father-in-law, Rod Marinelli is a long-time college (Utah State, California, Arizona State) and pro (Tampa Bay Buccaneers, Chicago Bears) assistant who had stints as a USC assistant (1995) and as the Lions' head coach (2006-08).

BARRY SNAPSHOT

BIRTHDAY: July 5, 1970
FAMILY: Wife, Chris; Daughters, Camryn, 10, and Lauren, 8; Sons, Nick and Sam, 6 (twins)
HIGH SCHOOL: Fairview HS, Boulder, Colo., and Ames (Ia.) HS
EDUCATION: Bachelor's degree, communication, USC, 1994
PLAYING EXPERIENCE: Ames (Ia.) HS
 Fairview HS, Boulder, Colo.
 Michigan, linebacker, 1989-90
 USC, linebacker, 1991-93

COACHING EXPERIENCE: 16 years

YEAR	TEAM	POSITION	BOWL
1994	USC	Video Coordinator	Cotton
1995	USC	Grad. Assistant/Defensive Line	Rose
1996	Northern Arizona	Linebackers/Defensive Ends	I-AA playoffs
1997	Northern Arizona	Linebackers/Defensive Ends	—
1998	Northern Arizona	Linebackers/Defensive Ends	—
1999	UNLV	Linebackers	—
2000	San Francisco 49ers	Defensive Quality Control	—
2001	Tampa Bay Buccaneers	Linebackers	NFC playoffs
2002	Tampa Bay Buccaneers	Linebackers	Super Bowl
2003	Tampa Bay Buccaneers	Linebackers	—
2004	Tampa Bay Buccaneers	Linebackers	—
2005	Tampa Bay Buccaneers	Linebackers	NFC playoffs
2006	Tampa Bay Buccaneers	Linebackers	—
2007	Detroit Lions	Defensive Coordinator	—
2008	Detroit Lions	Defensive Coordinator	—
2009	Tampa Bay Buccaneers	Linebackers	—

NFL STARS: Derrick Brooks, Shelton Quarles, Ernie Sims, Barrett Ruud



JOHN BAXTER Associate Head Coach Special Teams Coordinator

John Baxter, a member of the Fresno State coaching staff for the past 13 seasons, joined the USC staff in March of 2010 as the associate head coach and special teams coordinator.

In his 13 years (1997-2009) at Fresno State, he was the associate head coach and special teams

coach in addition to handling either the tight ends (1997-2001, 2003, 2009) or wide receivers (2002, 2004-2008).

Baxter turned the Bulldogs' special teams into one of the top units in the nation annually. During his time, Fresno State blocked 84 kicks and punts (including a national-best 49 from 2002 through 2009) and scored 39 special teams touchdowns (with 3 safeties). The Bulldogs topped the nation in fewest punt return yards allowed in 2004 and 2005. A.J. Jefferson led the nation in kickoff returns in 2007. Clifton Smith's 189 punt return yards with 2 touchdowns against Weber State in 2005 were Fresno State game records, while his 5 career scoring punt returns also was a school mark. Six of Baxter's Bulldog kickers and punters earned All-Western Athletic Conference first team honors.

During his time at Fresno State, the Bulldogs posted a 100-66 record, played in 10 bowls (1999 Las Vegas, 2000-01-02-03 Silicon Valley, 2004 MPC Computers, 2005 AutoZone Liberty, 2007 Roady's Humanitarian and 2008-09 New Mexico) and won the WAC title in 1999.

Along with his coaching duties at Fresno State, Baxter developed the highly-successful and nationally-regarded program, "Academic Gameplan." His innovative and comprehensive study-skills program teaches students the rules, fundamentals, techniques and life skills needed to succeed in the classroom. "Academic Gameplan," which is now being used at schools throughout the country, was a key reason for the academic success of the Fresno State football program, which during Baxter's tenure produced 141 Academic All-WAC players and an NCAA APR score nearly 20 percentage points higher than the national average.

He was selected as the Clovis Co-Citizen of the Year in 2006, along with Fresno State head coach Pat Hill.

Baxter, 47, has 29 years of coaching experience. He began his coaching career at his alma mater, Loras College, where he served for 5 seasons (1981-85) as a student assistant (working with the running backs) during his undergraduate time.

He then moved on to Iowa State for 2 seasons (1986-87) as a graduate assistant working with the defensive line and special teams before the first of 2 stints at Arizona. He was with the Wildcats in 1988 (as a graduate assistant working with the defensive backs and special teams), went to Maine in 1989 for his first full-time job coaching the outside linebackers and special teams when the Black Bears made it to the NCAA Division I-AA playoffs and returned to Arizona in 1990 and 1991 as the tight ends and special teams coach (the Wildcats played in the 1990 Aloha Bowl). He then was at Maryland for 2 seasons (1992-93) handling the running backs and special teams and Tulane for 3 years (1994-96) in charge of the tight ends and special teams before going to Fresno State.

He earned his bachelor's degree in physical education from Loras in 1985 and then his master's in higher education from Iowa State in 1987.

He prepped at Loyola Academy in Chicago (Ill.).

He was born on June 28, 1963. He and his wife, Jill, have 2 daughters, Kelly, 14, and McKenzie, 12. His father-in-law is current Weber State head coach Ron McBride, formerly the head coach at Utah.

BAXTER SNAPSHOT

BIRTHDAY: June 28, 1963
FAMILY: Wife, Jill; Daughters, Kelly, 14, and McKenzie, 12
HIGH SCHOOL: Loyola Academy, Chicago, Ill.
EDUCATION: Bachelor's degree, physical education, Loras College, 1985
 Master's degree, higher education, Iowa State, 1987
PLAYING EXPERIENCE: None
COACHING EXPERIENCE: 29 years

YEAR	TEAM	POSITION	BOWL
1981	Loras College	Student Assistant/Running Backs	—
1982	Loras College	Student Assistant/Running Backs	—
1983	Loras College	Student Assistant/Running Backs	—
1984	Loras College	Student Assistant/Running Backs	—
1985	Loras College	Student Assistant/Running Backs	—
1986	Iowa State	Grad. Asst./Def. Line/Sp. Teams	—
1987	Iowa State	Grad. Asst./Def. Line/Sp. Teams	—
1988	Arizona	Grad. Asst./Def. Backs/Sp. Teams	—
1989	Maine	Outside Linebackers/Spec. Teams	I-AA playoffs
1990	Arizona	Tight Ends/Special Teams	Aloha
1991	Arizona	Tight Ends/Special Teams	—
1992	Maryland	Running Backs/Special Teams	—
1993	Maryland	Running Backs/Special Teams	—
1994	Tulane	Tight Ends/Special Teams	—
1995	Tulane	Tight Ends/Special Teams	—
1996	Tulane	Tight Ends/Special Teams	—
1997	Fresno State	Assoc. HS/Special Teams/TEs	—
1998	Fresno State	Assoc. HS/Special Teams/TEs	—
1999	Fresno State	Assoc. HS/Special Teams/TEs	Las Vegas
2000	Fresno State	Assoc. HS/Special Teams/TEs	Silicon Valley
2001	Fresno State	Assoc. HS/Special Teams/TEs	Silicon Valley
2002	Fresno State	Assoc. HS/Special Teams/WRs	Silicon Valley
2003	Fresno State	Assoc. HS/Special Teams/TEs	Silicon Valley
2004	Fresno State	Assoc. HS/Special Teams/WRs	MPC Computers
2005	Fresno State	Assoc. HS/Special Teams/WRs	AutoZone Liberty
2006	Fresno State	Assoc. HS/Special Teams/WRs	—
2007	Fresno State	Assoc. HS/Special Teams/WRs	Roady's Humanitarian
2008	Fresno State	Assoc. HS/Special Teams/WRs	New Mexico
2009	Fresno State	Assoc. HS/Special Teams/TEs	New Mexico

NFL STARS: Josh Miller, Clifton Smith, Bernard Berrian



JAMES CREGG
Offensive Line

James Cregg, who spent the past 13 years coaching on the collegiate and NFL levels, joined the USC staff in January of 2010 as the offensive line coach.

Cregg spent 2009 at Tennessee as the offensive line coach. The Vols tied for the Southeastern Conference regular season lead with only 12 sacks allowed. Cregg's line helped tailback Montario Hardesty rush for 1,345 yards and 13 touchdowns (nearly a 1,000 more yards than he previously had in any season). Tackle Aaron Douglas made the SEC All-Freshman team.

Before that, he was an offensive line assistant with the NFL's Oakland Raiders for 2 years (2007-08).

Cregg, 37, began his coaching career at his alma mater, Colorado State, where he was a student assistant working with the offensive line in 1996 and then a graduate assistant for 3 seasons (1997-99). The Rams went 11-2 in 1997 as they captured the Western Athletic Conference title and won the Holiday Bowl, while the 1999 squad was the Mountain West Conference co-champion and played in the Liberty Bowl.

He then coached the defensive line at Colgate for 4 years (2000-03). The Raiders advanced to the 2003 NCAA Division I-AA championship game, but lost to Delaware to snap a school-record 21-game winning streak. In both of his final 2 seasons, Colgate won the Patriot League title, finished in the Top 10 nationally in rushing defense and was first in the conference in total defense.

He next spent 3 seasons (2004-06) coaching the defensive line at Idaho before moving on to the NFL.

Cregg was a 3-year (1993-95) letterman at Colorado State, starting on the offensive line his final 2 seasons and earning All-WAC honors as a senior. The Rams won the WAC title in 1994 and 1995 and played in the Holiday Bowl both seasons.

He received his bachelor's degree in social science from Colorado State in 1997.

He prepped at Norco (Calif.) High and was elected into the Norco High Hall of Fame in 2001.

He was born Aug. 18, 1973. He and his wife, Dayna, have a daughter, McKenzie, 5.

CREGG SNAPSHOT

BIRTHDAY: Aug. 18, 1973
FAMILY: Wife, Dayna; Daughter, McKenzie, 5
HIGH SCHOOL: Norco (Calif.) HS
EDUCATION: Bachelor's degree, social science, Colorado State, 1997
PLAYING EXPERIENCE: Norco (Calif.) HS.
Colorado State, offensive line, 1993-95

COACHING EXPERIENCE: 13 years

YEAR	TEAM	POSITION	BOWL
1997	Colorado State	Graduate Assistant	Holiday
1998	Colorado State	Graduate Assistant	—
1999	Colorado State	Graduate Assistant	Liberty
2000	Colgate	Defensive Line	—
2001	Colgate	Defensive Line	—
2002	Colgate	Defensive Line	—
2003	Colgate	Defensive Line	I-AA playoffs
2004	Idaho	Defensive Line	—
2005	Idaho	Defensive Line	—
2006	Idaho	Defensive Line	—
2007	Oakland Raiders	Offensive Line	—
2008	Oakland Raiders	Offensive Line	—
2009	Tennessee	Offensive Line	Chick-Fil-A

NFL STARS: Robert Gallery, Kwame Harris



WILLIE MACK GARZA
Secondary

Willie Mack Garza, who has 16 years of collegiate coaching experience, joined the USC staff in January of 2010 as the secondary coach.

Garza, 40, spent 2009 as the defensive backs coach at Tennessee. The Volunteers were 12th nationally in both pass defense and pass efficiency defense and allowed just 5 passing touchdowns.

Before that, he was at North Dakota State for 4 years (2005-08), handling the defensive backs the first season and then serving as the defensive coordinator the final 3 seasons. The Bison were first nationally in pass defense (116.8) in 2008.

He was hired as an assistant at New Mexico after the 2008 season, but was there just 2 weeks before going to Tennessee.

Garza began his coaching career at Texas, his alma mater, as a graduate assistant working with the cornerbacks and special teams for 3 years (1994-96). The Longhorns played in the 1994 Sun Bowl, 1995 Sugar Bowl and 1997 Fiesta Bowl.

He then was the defensive backs coach at Western Michigan for 4 seasons (1997-2000). In 2000, the 9-3 Broncos were 13th nationally in pass defense and played in the Mid-American Conference championship game.

He spent the next 3 years (2001-03) coaching the cornerbacks at TCU. In 2002, 2-time all-league cornerback Jason Goss tied the school season record with 8 interceptions. The Horned Frogs won the 2002 Conference USA title and played in 3 bowls (2001 Galleryfurniture.com Bowl, 2002 Liberty Bowl and 2003 Fort Worth Bowl).

He was the secondary coach at Tarleton State in 2004.

Garza was a 4-year (1988, 1990-92) starter at cornerback and safety at Texas. He was a Freshman All-American and the Southwest Conference Newcomer of the Year in 1988. The Longhorns went 10-2 and played in the Cotton Bowl in 1990.

He received his bachelor's degree in social work from Texas in 1993 and is working on a master's degree in the same field.

He earned prep All-American and 3-time All-State honors as a running back and defensive back at Refugio (Tex.) High. He was inducted into the Texas High School Hall of Fame in 2000.

He was born on Nov. 16, 1969. He is single.

GARZA SNAPSHOT

BIRTHDAY: Nov. 16, 1969
FAMILY: Single
HIGH SCHOOL: Refugio (Tex.) HS
EDUCATION: Bachelor's degree, social work, Texas, 1993
PLAYING EXPERIENCE: Refugio (Tex.) HS
Texas, cornerback-safety, 1988, 1990-92

COACHING EXPERIENCE: 16 years

YEAR	TEAM	POSITION	BOWL
1994	Texas	Grad. Asst./CBs, Sp. Teams	Sun
1995	Texas	Grad. Asst./CBs, Sp. Teams	Sugar
1996	Texas	Grad. Asst./CBs, Sp. Teams	Fiesta
1997	Western Michigan	Defensive Backs	—
1998	Western Michigan	Defensive Backs	—
1999	Western Michigan	Defensive Backs	—
2000	Western Michigan	Defensive Backs	—
2001	TCU	Cornerbacks	Galleryfurniture.com
2002	TCU	Cornerbacks	Liberty
2003	TCU	Cornerbacks	Fort Worth
2004	Tarleton State	Secondary	—
2005	North Dakota State	Defensive Backs	—
2006	North Dakota State	Defensive Coordinator	—
2007	North Dakota State	Defensive Coordinator	—
2008	North Dakota State	Defensive Coordinator	—
2009	Tennessee	Defensive Backs	Chick-Fil-A

NFL STARS: Bryant Westbrook



CLAY HELTON
Quarterbacks

Clay Helton, an assistant the past 10 seasons at Memphis who was the Tigers' offensive coordinator and quarterbacks coach the last 3 years, joined the USC staff in February of 2010 as the quarterbacks coach.

Helton, 38, began his 10-year (2000-09) Memphis career as the running backs coach for 3 seasons, then coached the Tigers' receivers for the next 4 seasons before becoming the offensive coordinator and quarterbacks coach.

Among the Tigers' running backs he tutored was school rushing/scoring/all-purpose running recordholder DeAngelo Williams, who went on to finish seventh in the Heisman Trophy voting in 2005 and be an NFL first round selection.

As the receivers coach, he produced a pair of Conference USA All-Freshman picks in Maurice Jones (2005) and Duke Calhoun (2006), as well as the school's No. 4 all-time receptions leader in Ryan Scott. In 2003, Memphis set school season records for receptions and receiving yardage.

As the Tigers' offensive coordinator and quarterbacks coach, the 2007 and 2008 offenses were among the top 6 in school history in total yards and points. Both squads were ranked in the top 26 nationally in total offense. Quarterback Martin Hankins became Memphis' No. 2 career passer and set single season records for completions, passing yards and touchdown passes in 2007. In 2009, Curtis Steele had his second consecutive season with 1,000 rushing yards, Calhoun became the school's all-time leading receiver and Carlos Singleton set the career mark for receiving touchdowns.

Memphis played in 5 bowls during Helton's time: the 2003 and 2007 New Orleans Bowls, 2004 GMAC Bowl, 2005 Motor City Bowl and 2008 St. Petersburg Bowl.

Helton was hired as the offensive coordinator and quarterbacks coach at Arkansas State after the 2009 season, but was there just 2 months before coming to USC.

Before Memphis, he was the running backs coach at Houston, his alma mater, for 3 seasons (1997-99), working under his father, head coach Kim Helton.

He began his coaching career at Duke, serving as a graduate assistant in 1995 and then the running backs coach in 1996.

He played quarterback at Houston in 1993 and 1994, playing for his father both seasons and captaining the Cougars as a 1994 senior. In 1993, he completed 1-of-3 passes in late duty in Houston's 49-7 loss to USC in the Coliseum.

He spent 1991 and 1992 at Auburn, where he earned 1992 SEC All-Academic honors. He redshirted there in 1990.

He earned his bachelor's degree in mathematics and interdisciplinary science from Houston in 1994.

He prepped at Clements High in Sugarland (Tex.)

He was born on June 24, 1972. He and his wife, Angela, has 3 children: sons Reid, 13, and Turner, 7, and daughter Aubrey, 11. Besides being Houston's head coach from 1993 to 1999, his father, Kim, was an assistant in college (Florida, Miami and currently the offensive coordinator at Alabama Birmingham), the NFL (Tampa Bay Buccaneers, Houston Oilers, Los Angeles Raiders, Washington Redskins) and the CFL (Toronto Argonauts) following his playing career at Florida. His brother, Tyson, is the quarterbacks coach at Alabama Birmingham after assistant coaching stops at Memphis and Hawaii and playing at Houston.

ASSISTANT COACHES

HELTON SNAPSHOT

BIRTHDAY: June 24, 1972

FAMILY: Wife, Angela; Sons, Reid, 13, and Turner, 7; Daughter, Aubrey, 11
HIGH SCHOOL: Clements HS, Sugarland, Tex.

EDUCATION: Bachelor's degree, mathematics and interdisciplinary science, Houston, 1994

PLAYING EXPERIENCE: Clements HS, Sugarland, Tex.

Auburn, quarterback, 1991-92
 Houston, quarterback, 1993-94

COACHING EXPERIENCE: 16 years

YEAR	TEAM	POSITION	BOWL
1995	Duke	Graduate Assistant	—
1996	Duke	Running Backs	—
1997	Houston	Running Backs	—
1998	Houston	Running Backs	—
1999	Houston	Running Backs	—
2000	Memphis	Running Backs	—
2001	Memphis	Running Backs	—
2002	Memphis	Running Backs	—
2003	Memphis	Receivers	New Orleans
2004	Memphis	Receivers	GMAC
2005	Memphis	Receivers	Motor City
2006	Memphis	Receivers	—
2007	Memphis	Off. Coordinator/Quarterbacks	New Orleans
2008	Memphis	Off. Coordinator/Quarterbacks	St. Petersburg
2009	Memphis	Off. Coordinator/Quarterbacks	—

NFL STARS: DeAngelo Williams

MONTE KIFFIN

Assistant Head Coach



Monte Kiffin, who is regarded as one of the game's best defensive minds, joined the USC staff in January of 2010 as assistant head coach. He has 44 years of coaching experience on the collegiate and NFL levels, having been on the staffs of programs that won 2 national championships and a Super Bowl.

He was the defensive coordinator at Tennessee in 2009. The Volunteers were 12th nationally in both pass defense and pass efficiency defense and 22nd in total defense in 2009.

He spent 26 seasons (1983-2008) in the NFL, including the last 13 of those as the defensive coordinator with the Tampa Bay Buccaneers, where he refined and popularized the famous Tampa Cover 2 defense. Eleven of his Buccaneer defenses ranked among the NFL's Top 10 in total defense and scoring defense, a league record. He was a member of the 2002 Super Bowl champions that led the league in total defense, scoring defense and interceptions. Six other Buccaneer squads advanced to the NFC playoffs during his time there.

His other NFL stops included the Green Bay Packers (1983 coaching the linebackers), Buffalo Bills (1984-85 coaching the linebackers), Minnesota Vikings (1986-89 coaching the linebackers and 1991-94 as defensive coordinator the first year and then handling the inside linebackers), New York Jets (1990 coaching the linebackers) and New Orleans Saints (1995 as the defensive coordinator). During his stints with the Vikings, they led the NFL in total defense in 1988, 1989 and 1994 (they were second in 1992) and advanced to the NFC playoffs 6 times.

Before going to the NFL, the 70-year-old Kiffin spent 17 seasons at the college level. He began as an assistant for 11 years at Nebraska (1966-76), his alma mater, handling the defensive line the first 7 seasons before becoming the defensive coordinator in 1973 when Tom Osborne took over for Bob Devaney. He was on the staff of Nebraska's 1970 and 1971 national champions. The Cornhuskers played in 9 bowls during his time there, including in his final 8 seasons (1967-74 Sugar, 1969 Sun, 1971-72-73 Orange, 1974 Cotton, 1975 Fiesta, 1976 Bluebonnet).

He then was the defensive coordinator under Lou Holtz at Arkansas for 3 seasons (1977-79), adding the assistant head coach title his final year there. The Razorbacks led the nation in scoring defense in 1977. Arkansas played in a bowl each season (1978 Orange, 1978 Fiesta, 1980 Sugar).

He next became the head coach at North Carolina State for 3 seasons (1980-82). He went 16-17, with winning records his last 2 seasons.

After being the Nebraska high school Player of the Year in 1958 while at Lexington (Neb.) High, he was a two-way tackle at Nebraska (1959-63) and the Cornhuskers played in the 1964 Orange Bowl when he was a senior. He then spent 1965 as a defensive end with the Winnipeg Blue Bombers of the Canadian Football League (he sat out the 1964 season with a knee injury).

He earned his bachelor's degree in physical education from Nebraska in 1963.

He was born on Feb. 29, 1940. He and his wife, Robin, have 2 sons, Lane (USC's head coach), 35, and Chris (a defensive assistant at USC), 28, and a daughter, Heidi, 41.

KIFFIN SNAPSHOT

BIRTHDAY: Feb. 29, 1940

FAMILY: Wife, Robin; Sons, Lane, 35, and Chris, 28; Daughter, Heidi, 41
HIGH SCHOOL: Lexington (Neb.) HS

EDUCATION: Bachelor's degree, physical education, Nebraska, 1963

PLAYING EXPERIENCE: Lexington (Neb.) HS
 Nebraska, tackle, 1959-63

Winnipeg Blue Bombers, defensive end, 1965

COACHING EXPERIENCE: 44 years

YEAR	TEAM	POSITION	BOWL
1966	Nebraska	Defensive Line	Sugar
1967	Nebraska	Defensive Line	—
1968	Nebraska	Defensive Line	—
1969	Nebraska	Defensive Line	Sun
1970	Nebraska	Defensive Line	Orange
1971	Nebraska	Defensive Line	Orange
1972	Nebraska	Defensive Line	Orange
1973	Nebraska	Defensive Coordinator	Cotton
1974	Nebraska	Defensive Coordinator	Sugar
1975	Nebraska	Defensive Coordinator	Fiesta
1976	Nebraska	Defensive Coordinator	Bluebonnet
1977	Arkansas	Defensive Coordinator	Orange
1978	Arkansas	Defensive Coordinator	Fiesta
1979	Arkansas	Assistant HC/Defensive Coord.	Sugar
1980	North Carolina State	Head Coach	—
1981	North Carolina State	Head Coach	—
1982	North Carolina State	Head Coach	—
1983	Green Bay Packers	Linebackers	—
1984	Buffalo Bills	Linebackers	—
1985	Buffalo Bills	Linebackers	—
1986	Minnesota Vikings	Linebackers	—
1987	Minnesota Vikings	Linebackers	NFC playoffs
1988	Minnesota Vikings	Linebackers	NFC playoffs
1989	Minnesota Vikings	Linebackers	NFC playoffs
1990	New York Jets	Linebackers	—
1991	Minnesota Vikings	Defensive Coordinator	—
1992	Minnesota Vikings	Inside Linebackers	NFC playoffs
1993	Minnesota Vikings	Inside Linebackers	NFC playoffs
1994	Minnesota Vikings	Inside Linebackers	NFC playoffs
1995	New Orleans Saints	Defensive Coordinator	—
1996	Tampa Bay Buccaneers	Defensive Coordinator	—
1997	Tampa Bay Buccaneers	Defensive Coordinator	NFC playoffs
1998	Tampa Bay Buccaneers	Defensive Coordinator	—
1999	Tampa Bay Buccaneers	Defensive Coordinator	NFC playoffs
2000	Tampa Bay Buccaneers	Defensive Coordinator	NFC playoffs
2001	Tampa Bay Buccaneers	Defensive Coordinator	NFC playoffs
2002	Tampa Bay Buccaneers	Defensive Coordinator	Super Bowl
2003	Tampa Bay Buccaneers	Defensive Coordinator	—
2004	Tampa Bay Buccaneers	Defensive Coordinator	—
2005	Tampa Bay Buccaneers	Defensive Coordinator	NFC playoffs
2006	Tampa Bay Buccaneers	Defensive Coordinator	—
2007	Tampa Bay Buccaneers	Defensive Coordinator	NFC playoffs
2008	Tampa Bay Buccaneers	Defensive Coordinator	—
2009	Tennessee	Defensive Coordinator	Chick-Fil-A

NFL STARS: John Lynch, Derrick Brooks, Simeon Rice

JOHN MORTON

Passing Game Coordinator Wide Receivers



John Morton, formerly an assistant coach with the New Orleans Saints and Oakland Raiders, is in his fourth year at USC. He joined the USC staff in February of 2007 as the wide receivers coach and passing game coordinator. He was named USC's offensive coordinator in 2009, while continuing as the wide receivers coach. In 2010, he re-assumed

the passing game coordinator duty as well as handling the wide receivers.

In 2009, wide receiver Damian Williams was an All-Pac-10 first teamer and then was a third round NFL draft pick after the season.

Wide receiver Patrick Turner was a third round pick in the 2009 NFL draft. USC played in the 2008 Rose Bowl, 2009 Rose Bowl and 2009 Emerald Bowl.

Morton, 40, was the passing game coordinator and an offensive assistant in 2006 with the New Orleans Saints, assisting in the passing game and other facets of game preparation on offense. The Saints advanced to the 2006 NFC Championship game.

In 2005, he was the passing game and wide receivers coach at the University of San Diego. The Toreros went 11-1 and won the Pioneer Football League championship.

He spent the previous 8 seasons (1997-2004) in several capacities with the Oakland Raiders. He began with the Raiders in 1997 working in the personnel department, then was an offensive assistant working with the wide receivers for 2 years (1998-99) and the offensive quality control coach working with the wide receivers for the next 2 years (2000-01). He was a senior offensive assistant in 2002, when Oakland played in the Super Bowl, and 2003. He then was the tight ends coach in 2004. Among the players he coached were Jerry Rice and Tim Brown.

Morton originally signed with Oakland as an undrafted rookie wide receiver in 1993 and spent part of the next 2 seasons (1993-94) on the Raiders practice squad. He also spent time with Green Bay in 1993, was in training camp with the Jacksonville Jaguars in 1995 and with the Raiders again in 1996. He played for the CFL's Toronto Argonauts in 1995 and 1996, then with the World League's Frankfurt Galaxy in the spring of 1997.

He played at Western Michigan for 2 seasons (1991-92), where he finished 10th on the school's career receiving list (78 catches) and eighth in receiving yards (1,278). He won All-Mid-American Conference honors as a 1992 senior. He received a bachelor's degree in general studies from Western Michigan in 1997.

He came to Western Michigan after 2 years (1989-90) at Grand Rapids (Mich.) Community College. He received his associate's degree from there in 1990.

He was an All-League receiver at Avondale High in Auburn Hills (Mich.). Born on Sept. 24, 1969, he and his wife, Shannon, have 2 daughters, Tierney Rose, 6, and Sage Marie, 3.

MORTON SNAPSHOT

BIRTHDAY: Sept. 24, 1969
FAMILY: Wife, Shannon; Daughter, Tierney Rose, 6, and Sage Marie, 3
HIGH SCHOOL: Auburn Hills (Mich.) HS
EDUCATION: Associate's degree, Grand Rapids (Mich.) Community College, 1990
 Bachelor's degree, general studies, Western Michigan, 1997
PLAYING EXPERIENCE: Avondale HS, Auburn Hills, Mich.
 Grand Rapids (Mich.) Community College, wide receiver, 1989-90
 Western Michigan, wide receiver, 1991-92
 Toronto Argonauts, wide receiver, 1995-96
 Frankfurt Galaxy, wide receiver, 1997

COACHING EXPERIENCE: 13 years

YEAR	TEAM	POSITION	BOWL
1997	Oakland Raiders	Personnel Department	—
1998	Oakland Raiders	Offensive Assistant/WRs	—
1999	Oakland Raiders	Offensive Assistant/WRs	—
2000	Oakland Raiders	Offensive Quality Control/WRs	AFC playoffs
2001	Oakland Raiders	Offensive Quality Control/WRs	AFC playoffs
2002	Oakland Raiders	Senior Offensive Assistant	Super Bowl
2003	Oakland Raiders	Senior Offensive Assistant	—
2004	Oakland Raiders	Tight Ends	—
2005	San Diego	Passing Game/Wide Receivers	—
2006	New Orleans Saints	Pass. Game Coord./Off. Asst.	NFC playoffs
2007	USC	Pass. Game Coord./Wide Rec.	Rose
2008	USC	Pass. Game Coord./Wide Rec.	Rose
2009	USC	Offensive Coord./Wide Rec.	Emerald

NFL STARS: Jerry Rice, Tim Brown



ED ORGERON
 Defensive Coordinator
 Recruiting Coordinator
 Defensive Line

Ed Orgeron, one of the most popular assistant coaches in USC history, returned to the Trojan staff in January of 2010 as the defensive coordinator, recruiting coordinator and defensive line coach.

He left USC after 7 seasons there to become the head coach at Mississippi for 3 years (2005-07),

where he went 10-25.

He then was the defensive line coach with the NFL's New Orleans Saints in 2008 and spent 2009 as Tennessee's assistant head coach, recruiting coordinator and defensive line coach.

Orgeron was USC's defensive line coach from 1998 to 2004. He took on the added responsibility of recruiting coordinator in 2001 and then was named assistant head coach in 2003. USC's 2002, 2003 and 2004 recruiting classes were ranked among the nation's top 5 (the 2003 and 2004 groups were listed by many as No. 1). He was named the 2004 National Recruiter of the Year by The Sporting News and Rivals.com.

He coached All-American first team defensive linemen Kenechi Udeze (2003), Shaun Cody (2004) and Mike Patterson (2004), all future NFLers. The Trojans led the nation in rushing defense in 2003 behind the highly-regarded "Wild Bunch II" defensive line and were second in 2004. USC won the 2003 and 2004 national championship and played in 5 bowls games when he was on the staff: 1998 Sun Bowl, 2001 Las Vegas Bowl, 2003 Orange Bowl, 2004 Rose Bowl and 2005 Orange Bowl (BCS Championship Game).

Orgeron, 49, has 25 years of coaching experience. Before coming to USC, he was Syracuse's defensive line coach for 3 seasons (1995-97) and the Orangemen played in a bowl game each year (1996 Gator, 1996 Liberty and 1997 Fiesta).

He came to Syracuse from Nicholls State, where he was the linebackers coach in 1994.

Before that, he was the defensive line coach at Miami for 4 seasons (1989-92), where he coached 8 All-Americans, including NFL first rounders Cortez Kennedy, Russell Maryland and Warren Sapp. In 1988, he was a graduate assistant at Miami, working with the defensive line. During his tenure, the Hurricanes won the national championship twice (1989 and 1991), finished second in the AP poll once (1988) and third twice (1990 and 1992) while appearing in 5 New Year's Day bowls (1989 Orange, 1990 Sugar, 1991 Cotton, 1992 Orange, 1993 Sugar).

Orgeron also was a graduate assistant at Northwestern (La.) State, his alma mater, in 1984 and McNeese State in 1985, working with the defensive line at both schools, then was an assistant strength coach at Arkansas for 2 years (1986-87). The Razorbacks were in the 1987 Orange Bowl and 1987 Liberty Bowl. He worked in private business in 1993.

He was a 4-year starting defensive lineman at Northwestern State, captaining the Demons as a senior. He received his bachelor's degree in liberal arts from Northwestern State in 1984.

He started in football, basketball and track at South Lafourche High in Galliano, La.

Born July 27, 1961, he and his wife, Kelly, have 3 sons, Tyler, 18, and 12-year-old twins Parker and Cody. He played himself in the 2009 Oscar-nominated movie, "The Blind Side."

ORGERON SNAPSHOT

BIRTHDAY: July 27, 1961
FAMILY: Wife, Kelly; Sons, Tyler, 18, Parker and Cody, 12 (twins)
HIGH SCHOOL: South Lafourche HS, Galliano, La.
EDUCATION: Bachelor's degree, liberal arts, Northwestern State, 1984
PLAYING EXPERIENCE: South Lafourche HS, Galliano, La.
 Northwestern State, defensive lineman, 1980-83
COACHING EXPERIENCE: 25 years

YEAR	TEAM	POSITION	BOWL
1984	Northwestern State	Graduate Assistant	—
1985	McNeese State	Graduate Assistant	—
1986	Arkansas	Assistant Strength	Orange
1987	Arkansas	Assistant Strength	Liberty
1988	Miami	Graduate Assistant	Orange
1989	Miami	Defensive Line	Sugar
1990	Miami	Defensive Line	Cotton
1991	Miami	Defensive Line	Orange
1992	Miami	Defensive Line	Sugar
1994	Nicholls State	Linebackers	—
1995	Syracuse	Defensive Line	Gator
1996	Syracuse	Defensive Line	Liberty
1997	Syracuse	Defensive Line	Fiesta
1998	USC	Defensive Line	Sun
1999	USC	Defensive Line	—
2000	USC	Defensive Line	—
2001	USC	Defensive Line/Recruit. Coord.	Las Vegas
2002	USC	Defensive Line/Recruit. Coord.	Orange
2003	USC	Asst. HC/Def. Line/Rec. Coord.	Rose
2004	USC	Asst. HC/Def. Line/Rec. Coord.	Orange
2005	Mississippi	Head Coach	—
2006	Mississippi	Head Coach	—
2007	Mississippi	Head Coach	—
2008	New Orleans Saints	Defensive Line	—
2009	Tennessee	Asst. HC/ Def. Line/Rec. Coord.	Chick-Fil-A

NFL STARS: Warren Sapp, Cortez Kennedy, Russell Maryland, Sedrick Ellis, Mike Patterson



KEARY COLBERT
 Tight Ends Assistant

Keary Colbert, a former standout USC and NFL wide receiver, begins his first year as a graduate assistant. He'll work with the tight ends.

Colbert, 28, started 4 years (2000-03) at wide receiver at USC. He set the since-broken USC all-time receptions record (207) while gaining 2,964 receiving yards and catching 19 touchdown passes in his career. He caught a pass in his last 36 games and

had 6 career 100-yard receiving games. The Trojans captured the national championship in 2003 and won the 2003 Orange Bowl and 2004 Rose Bowl. As a 2003 senior, he was a team captain, won USC's Most Inspirational Award, earned All-Pac-10 second team honors and was selected to play in the Senior Bowl after catching 69 passes for 1,013 yards with 9 TDs. He caught 2 touchdowns in the 2004 Rose Bowl. As a 2002 junior, he had 71 catches for 1,029 yards with 5 TDs and was named All-Pac-10 second team and USC's Bob Chandler Award winner. He and teammate Mike Williams tied an NCAA record in 2002 and again in 2003 for teammates both having 1,000 receiving yards in a season. He added 34 receptions for 442 yards and 2 TDs as a 2001 sophomore and 33 catches for 480 yards with 3 scores as a 2000 freshman.

He was drafted in the second round of the 2004 NFL draft by the Carolina Panthers and spent 5 years (2004-08) in the NFL. He was with the Panthers for the first 4 of those seasons (2004-07), where he started 45 of the 58 games he played (including his first 34) and caught 112 passes for 1,464 yards and 7 TDs (with a pair of 100-yard games). He set Carolina rookie season records for receptions (47), receiving yards (754) and receiving touchdowns (5) in 2004. He helped the Panthers reach the 2005 NFC Championship game, catching 25 passes for 282 yards and 2 scores that season. After grabbing 5 passes for 56 yards in 2006, he added 32 receptions for 332 yards in 2007.

He spent 2008 with 3 teams, the Denver Broncos, Seattle Seahawks (7 catches, 52 yards, 1 TD with 4 starts) and Detroit Lions (5 catches, 64 yards with 3 starts). He was with the Florida Tuskers of the United Football League in 2009.

He was a prep All-American at Hueneme High in Oxnard (Calif.), where he also was on the track team.

He received his bachelor's degree in sociology from USC in 2006. He is working on his master's degree in communication.

He was born May 21, 1982. He is single. He has a 2-year-old son, Kaden. Among his cousins are former Arizona State defensive lineman Tommie Townsend (1999-2001), who also attended USC, and current USC freshman safety Patrick Hall.

COLBERT SNAPSHOT

BIRTHDAY: May 21, 1982
FAMILY: Single; Son, Kaden, 2
HIGH SCHOOL: Hueneme HS, Oxnard, Calif.
EDUCATION: Bachelor's degree, sociology, USC, 2006
PLAYING EXPERIENCE: Hueneme HS, Oxnard, Calif.
 USC, wide receiver, 2000-03
 Carolina Panthers, wide receiver, 2004-07
 Denver Broncos, wide receiver, 2008
 Seattle Seahawks, wide receiver, 2008
 Detroit Lions, wide receiver, 2008
 Florida Tuskers, wide receiver, 2009
COACHING EXPERIENCE: First year

ASSISTANT COACHES, FOOTBALL STAFF



AARON AUSMUS
Strength and Conditioning Coach

Aaron Ausmus, a one-time Trojan assistant who then headed up strength and conditioning programs at four universities, returned to USC in February of 2010 as its head strength and conditioning coach.

Ausmus, 35, was Tennessee's director of strength and conditioning in 2009, where he oversaw all of the Volunteers' teams.

He began his strength and conditioning coaching career at Tennessee, his alma mater, first as a graduate assistant for 2 seasons (1998-1999) and then as a part-time assistant the next season (2000).

He then became an assistant at USC for 3 seasons (2001-03), where he worked with the Trojans' 2003 national championship football team, as well as with the men's and women's track, women's soccer and men's golf teams.

He then was the head strength and conditioning coach at Idaho in 2004, where he supervised the strength, speed and conditioning programs for 16 men's and women's teams.

He spent the next 3 years (2005-07) as the head football strength and conditioning coach at Mississippi, then held a similar position at North Texas in 2008.

Ausmus was a member of Tennessee's track team (1994-98), where he was a 2-time All-American and won the 1997 NCAA indoor shot put title.

He has a bachelor's (1998) and master's (1999) degree in education from Tennessee.

He prepped at Campbell County High in Jacksboro, Tenn., where he competed on the track team.

He was born Nov. 6, 1974. He and his wife, Andrea, a former thrower on Tennessee's track squad who previously worked in the USC football office, have 2 sons, Max Aden, 3, and Bo David, 2.



MARK JACKSON
Senior Associate Athletic Director

Mark Jackson is in his second stint with the USC football program, having returned in January of 2009 as senior associate athletic director.

He previously was USC's director of football administration during Pete Carroll's first 4 years (2001-04) at Troy, taking on the additional title of assistant athletic director in 2003. USC played in the 2001 Las Vegas Bowl, 2003 Orange Bowl, 2004 Rose Bowl and 2009 Emerald Bowl.

After leaving USC, Jackson became an executive senior associate athletic director at Syracuse in 2005, vice president of athlete development at A2 Holdings in 2006 and director of football development with the Oakland Raiders for 2 years (2007-08).

Prior to coming to USC originally, he was a coaching assistant with the New England Patriots for 3 seasons (1998-2000), including the first 2 years working for Carroll. He assisted with the special teams and running backs.

He originally worked in the Patriots media relations department, serving internships in the summers of 1994 and 1995.

Jackson, 37, was a graduate assistant coach at Trinity College for 2 seasons (1995-96), helping with the offensive backfield and special teams.

He played cornerback at Colby College for 4 years (1991-94).

He received his bachelors degree in government from Colby in 1995 and his masters in public policy from Trinity in 1997.

He was on the football, basketball and track teams at Xaverian Brothers High in Westwood, Ma.

He was born Sept. 14, 1972. He and his wife, Tricia, have 2 daughters, Grace, 7, and Hannah, 6, and 2 sons, Kevin, 4, and Sean, 1. He ran in the 1997 Boston Marathon and 2009 Los Angeles Marathon.



Scott Thompson
Director of
Player Personnel



Jeff Fucci
Director of
Football Operations



Justin Mesa
Offensive Assistant



Lenny Vandermade
Offensive Assistant



Sammy Knight
Defensive Assistant



Chris Kiffin
Defensive Assistant



Tyrone Pettaway
Defensive Assistant



Terrel Ray
Administrative Advisor



Kyrah McCowan
Executive Assistant to
Head Coach



Joyce Hirayama
Executive Assistant to
Assistant Coaches



Irene Puentes
Football Receptionist

2010 USC VETERAN BIOGRAPHIES

(Players are listed in alphabetical order.)
 (Newcomer bios begin after veteran bios.)
 (Class years are listed athletically/academically,
 with "*" indicating player who has used up redshirt year.)



(94) ARMOND ARMSTEAD
Defensive End
6-5, 295, Jr./Jr.
Sacramento, CA (Pleasant Grove HS)

2010: After starting part of the 2009 season, Armstead likely will start at defensive end as a junior in 2010.

2009: Armstead was switched from defensive tackle to end in 2009 spring drills and the move turned out well as he earned the starting job there as a sophomore in 2009. But he broke his left foot in 2009 fall camp and missed USC's first 5 games. He returned to see limited action in the final 8 games in 2009, primarily at end. He started 5 games, 2 at tackle (Notre Dame, Oregon State) and the last 3 at end (UCLA, Arizona, Boston College). Overall in 2009 while appearing in 8 games, he had 6 tackles, including 1 for a loss, and blocked a PAT. He had 2 tackles and the blocked PAT at Notre Dame in his first action of 2009, then added a tackle at Oregon and versus Arizona (including 0.5 for a loss) and 2 tackles (with 0.5 for a loss) against Boston College.

2008: Armstead served as a backup defensive tackle as a first-year freshman in 2008. Overall in 2008 while appearing in 9 games (all but Oregon State, Notre Dame, UCLA and Penn State), he had 10 tackles, including 3 for losses of 9 yards (with a 6-yard sack against Ohio State). He had 4 tackles at Washington State (2 were for a loss) and 2 versus California. He broke a bone in his hand prior to the Notre Dame game and missed 3 contests (Notre Dame, UCLA and Penn State).

HIGH SCHOOL: His 2007 honors included **Super Prep All-American, Prep Star All-American, Super Prep All-Farwest, Prep Star All-West, Long Beach Press-Telegram Best in the West honorable mention, Tacoma News Tribune Western 100, Cal-Hi Sports All-State first team, All-Northern California, Sacramento Bee All-Metro and All-Metro League MVP** as a senior defensive and offensive lineman at Pleasant Grove High in Elk Grove (Calif.). He had 88 tackles and 11 sacks in 2007.

As a junior in 2006, he had 79 tackles and 5 sacks.

He also played basketball and was on the track team (shot put, discus throw) at Pleasant Grove.

PERSONAL: He's a sociology major at USC. His uncle, Willie Armstead, was a cornerback at Chico State in the 1980s.

	TAC	LS/YDS	DFL	FR
2008 (Fr.)...	10	3/9	0	0
2009 (So.)...	6	1/0	1#	0
CAREER.....	16	4/9	1#	0

#Includes 1 blocked PAT

GAME-BY-GAME WITH ARMOND ARMSTEAD

2009

	TAC	LS/YDS	DFL	FR
Notre Dame*	2	0/0	1#	0
Oregon	1	0/0	0	0
Arizona*	1	0.5/0	0	0
Bost. Col. (EB)*	2	0.5/0	0	0
2009 (So.)...	6	1/0	1#	0

#Includes 1 blocked PAT

*Starter

2008

	TAC	LS/YDS	DFL	FR
Virginia	1	0/0	0	0
Ohio State	1	1/6	0	0
Oregon	1	0/0	0	0
Wash. St.	4	2/3	0	0
Washington	1	0/0	0	0
California	2	0/0	0	0
2008 (Fr.)...	10	3/9	0	0



(9) DAVID AUSBERRY
Tight End
6-4, 235, Sr.*/Sr.
Lemoore, CA (Lemoore HS)

2010: The physical Ausberry, who started at times at wide receiver over the past 3 seasons, was moved to tight end in 2010 spring drills and took well to the switch. He will compete for playing time there as a senior in 2010.

2009: Ausberry started the first 6 games of 2009 as a junior, but then he missed the next 6 games with a stress fracture in his leg before returning for the Boston College game. Overall in 2009 while appearing in 7 games, he caught 12 passes for 123 yards (10.2 avg.) and also made a tackle. He had 2 catches for 37 yards against San Jose State, 3 for 28 yards at Ohio State, a 6-yard grab at Washington, 2 catches each at California (21 yards), at Notre Dame (14 yards) and against Boston College (17 yards).

2008: Ausberry was a backup wide receiver as a sophomore in 2008. Overall in 2008 while appearing in 12 games (all but California), he caught 6 passes for 85 yards (14.3 avg.) with a TD. He had 3 receptions for 74 yards against Oregon, including a 59-yard TD, and 2 catches for 6 yards at Arizona. **2007:** Ausberry started 5 games (Idaho, Nebraska, Washington State, Stanford and UCLA) at wide receiver (split end) and served as an often-employed backup in the other games as a redshirt freshman in 2007. Overall in 2007 while appearing in all 13 games, he had 26 receptions for 240 yards (9.2 avg.) with 2 TD and he made 1 tackle.

He had a game-high 5 catches for 46 yards versus Idaho, then 3 receptions for 35 yards at Nebraska, 2 for 11 yards against Washington State and 3 for 20 yards at Washington. He had an 11-yard catch against Arizona and 3 grabs for 28 yards at Notre Dame. He caught a 14-yard TD at Oregon. He added an 8-yard catch against Oregon State, 2 grabs for 24 yards at Arizona State and 3 for 15 yards against UCLA. He caught 2 passes for 28 yards versus Illinois, including a 15-yard TD.

2006: Ausberry redshirted as a freshman wide receiver in 2006, his first year at USC. He won **USC's Service Team Offensive Player of the Year Award**.

HIGH SCHOOL: He was named a **2005 Parade All-American, USA Today All-USA first team, Super Prep Elite 50, Prep Star Dream Team, ESPN 150, Super Prep All-American, Prep Star All-American, EA Sports All-American second team, U.S. Army All-American Game participant, Super Prep All-Farwest, Prep Star All-Western, Long Beach Press-Telegram Best in the West first team, Orange County Register Fab 15 first team, Tacoma News-Tribune Western 100, Cal-Hi Sports All-State first team, Cal-Hi Sports All-State Medium Schools MVP, Fresno Bee All-Area first team and All-West Yosemite League Offensive MVP** as a senior wide receiver, defensive back and punter at Lemoore (Calif.) High. He had 55 catches for 930 yards (16.9 avg.) with 13 TDs and ran for 489 yards on 46 carries (10.6 avg.) with 13 TDs, added 4 interceptions and 2 fumble recoveries, had 17 kickoff returns for 557 yards (32.8 avg.) and averaged 40.8 yards on 43 punts in 2005 as Lemoore won the CIF Central Section Division III title.

As a junior in 2004, he was an **All-League** selection while catching 56 passes for 850 yards (15.2 avg.) with 7 scores and adding 350 rushing yards with 6 TDs.

He received **All-League** notice as a sophomore in 2003 when he had 800 receiving yards and 10 TDs.

He also was on Lemoore's track team, with a best of 22-10 in the long jump.

PERSONAL: He's a sociology major at USC. His cousin is Tommie Smith, the 1968 Olympic gold medalist in the 200 meters who is long remembered for giving the "Black Power" salute (with John Carlos) on the medal stand.

	REC	YDS	AVG	TD	LG	TAC	LS/YDS	DFL	FR
2007 (Fr.)...	26	240	9.2	2	21	1	0/0	0	0
2008 (So.)...	6	85	14.3	1	59	0	0/0	0	0
2009 (Jr.)...	12	123	10.2	0	27	1	0/0	0	0
CAREER.....	44	448	10.2	3	59	2	0/0	0	0

GAME-BY-GAME WITH DAVID AUSBERRY

2009

	REC	YDS	AVG	TD	LG
San Jose St.*	2	37	18.5	0	27
Ohio State*	3	28	9.3	0	12
Washington*	1	6	6.0	0	6
California*	2	21	10.5	0	16
Notre Dame*	2	14	7.0	0	8
Bost. Col. (EB)	2	17	8.5	0	9
2009 (Jr.)...	12	123	10.2	0	27

2008

	REC	YDS	AVG	TD	LG
Oregon	3	74	24.7	1	59
Arizona	2	6	3.0	0	6
Penn St. (RB)	1	5	5.0	0	5
2008 (So.)...	6	85	14.3	1	59

2007

	REC	YDS	AVG	TD	LG
Idaho*	5	46	9.2	0	17
Nebraska*	3	35	11.7	0	21
Wash. St.*	2	11	5.5	0	7
Washington	3	20	6.7	0	9
Arizona	1	11	11.0	0	11
Notre Dame	3	28	9.3	0	13
Oregon	1	14	14.0	1	14
Oregon St.	1	8	8.0	0	8
Arizona St.	2	24	12.0	0	18
UCLA*	3	15	5.0	0	14
Illinois (RB)	2	28	14.0	1	15
2007 (Fr.)...	26	240	9.2	2	21

*Starter

2010 VETERAN BIOGRAPHIES



(88) BLAKE AYLES
Tight End
6-5, 245, Jr./Jr.
Orange, CA (Orange Lutheran HS)

2010: Ayles will compete for the starting tight end job as a junior in 2010. He missed most of 2010 spring drills with various injuries, including an ankle sprain and a concussion.

2009: Ayles served as a sophomore backup tight end in 2009 while appearing in 8 games (all but Washington, Stanford, UCLA and Arizona), he had 7 receptions for 87 yards (12.4 avg.). He had 2 catches for 22 yards against San Jose State, a 23-yarder grab against Washington State, a 29-yarder at California, a 10-yarder at Notre Dame and a 3-yarder at Oregon. He sprained his knee and ankle prior to the Stanford game, which forced him out of USC's final 4 contests. He had a procedure to correct heart arrhythmia in 2009 fall camp. He missed 2009 spring practice while recuperating from a knee injury.

2008: Ayles served as an often-used backup tight end as a first-year freshman in 2008. Overall in 2008 while appearing in 9 games (all but California, Notre Dame, UCLA and Penn State), he had 6 catches for 41 yards (6.8 avg.) with 1 TD (a 1-yarder against Ohio State). He had 2 receptions for 24 yards versus Arizona State. He sprained his knee at Washington and missed the California game, then re-injured it prior to the UCLA game and had arthroscopic surgery that sidelined him for the Notre Dame, UCLA and Penn State contests.

HIGH SCHOOL: His 2007 honors included **Super Prep All-American, Prep Star All-American, EA Sports All-American first team, Scout.com All-American second team, ESPN 150, Super Prep Elite 50, Prep Star Dream Team, Super Prep All-Farwest Offensive MVP, Prep Star All-West, Long Beach Press-Telegram Best in the West first team, Orange County Register Fab 15, Tacoma News Tribune Western 100, Cal-Hi Sports All-State first team, All-CIF Pac-5 Division first team, Los Angeles Times All-Star Lineman of the Year, Orange County Register All-Orange County first team and All-Trinity League Co-Offensive MVP** as a senior tight end and defensive end at Orange (Calif.) Lutheran High. He had 51 receptions for 723 yards (14.2 avg.) with 8 TDs on offense in 2007, plus had 8 sacks on defense.

As a junior in 2006, he made **Cal-Hi Sports All-State Underclass first team, All-CIF Pac-5 Division first team, Los Angeles Times All-Star first team, Orange County Register All-Orange County first team and All-Trinity League first team.** He had 43 catches for 617 yards (14.3 avg.) with 3 touchdowns in 2006 as Orange Lutheran went 14-1 and won the 2006 CIF Pac-5 Division and the California state Division II championships.

He made the 2005 **Cal-Hi Sports All-State Sophomore first team** while catching 36 passes for 469 yards (13.0 avg.) with 6 TDs.

He started as a freshman. Current Trojan Michael Reardon also prepped at Orange Lutheran.

He also was on the track team at Orange Lutheran, with bests of 193-6 in the discus throw (he won the 2008 CIF Division III, Orange County Championship and Trinity League meets, was second in the California state meet and was fourth at the CIF Masters meet) and 51-7 3/4 in the shot put (he was third at the 2008 CIF Division III meet). He also sprinted and triple jumped.

He was named the **2007-08 Cal-Hi Sports State Division III Athlete of the Year** and **Orange County Register Boys Athlete of the Year.**

PERSONAL: He's a sociology major at USC.

BLAKE AYLES ON: His 1-yard touchdown catch against Ohio State in 2008: "When the ball was in the air, I thought to myself, 'I better not look stupid right now.'...When they called the play, I was a little surprised. Actually, I was really surprised. I got a little nervous all of a sudden. I kept thinking, 'Uh, oh. Uh, oh. Uh, oh.'"

WHAT OTHERS SAY: Jeff Miller, Orange County Register: "He's not a reserved, cliché-spewing player trying to blend into the USC program like a grass stain. Ayles has a personality and isn't afraid to use it. In high school, he sometimes grew his hair long, at least when he wasn't shaving his head bald...He isn't shy about sharing his thoughts, especially when those thoughts could produce a laugh."

Former USC quarterback Aaron Corp, Ayles' high school teammate: "I would say Blake's a little off. But he's a football player. He doesn't really care what people think of him...If nothing else, Blake will hit you hard."

Former USC quarterback Mark Sanchez: "He's a wild guy. He makes people laugh. He's the kind of guy you see riding by on the handlebars. He's a lot of fun to be around...He's got this competitiveness about him. He wants to win every play."

	REC	YDS	AVG	TD	LG
2008 (Fr.)...	6	41	6.8	1	13
2009 (So.)...	7	87	12.4	0	26
CAREER.....	13	128	9.8	1	26

GAME-BY-GAME WITH BLAKE AYLES

2009

	REC	YDS	AVG	TD	LG
San Jose St.	2	22	11.0	0	18
Wash. St.	1	23	23.0	0	23
California	2	29	14.5	0	26
Notre Dame	1	10	10.0	0	10
Oregon	1	3	3.0	0	3
2009 (So.)...	7	87	12.4	0	26

2008

	REC	YDS	AVG	TD	LG
Virginia	1	2	2.0	0	2
Ohio State	1	1	1.0	1	1
Oregon St.	1	11	11.0	0	11
Oregon	1	3	3.0	0	3
Arizona St.	2	24	12.0	0	13
2008 (Fr.)... 6	41	6.8	1	13	



(7) MATT BARKLEY
Quarterback
6-2, 220, So./So.
Newport Beach, CA (Mater Dei HS)

CAREER: He is 15th on USC's career passing list with 211 completions

2010: Now an experienced sophomore in 2010, the talented Barkley is looking to build on an impressive 2009 debut season when he started at

quarterback. He had surgery on his right wrist prior to 2010 spring practice to relieve stiffness and clean up inflammation.

2009: Barkley, who enrolled at USC in the spring of 2009 after graduating a semester early from high school and had an impressive showing in 2009 spring practice, won the starting quarterback job as a first-year freshman in 2009. Overall in 2009 while starting 12 games (he missed the Washington game with an injury), he was 211-of-352 (59.9%) with 2,735 yards, 15 TDs and 14 interceptions. He also had 2 short rushing touchdowns. His 211 completions put him 13th on USC's season passing list. He also was 12th on USC's season total offense list (2,697 yards). He was a **semifinalist for the 2009 Davey O'Brien Award** (he was the only freshman among the 15 semifinalists). He was named a **2009 CollegeFootballNews.com Freshman All-American honorable mention.**

He completed 78.9% of his passes (15-of-19) for 233 yards with a touchdown and no interceptions against San Jose State as he became the first USC true freshman to ever start a season opener at quarterback (and the first true freshman quarterback to start an opener for an AP Top 5 team since No. 3 Michigan's Rick Leach did so in 1975), as well as just the third Trojan true freshman signalcaller to ever start a game (joining Rob Johnson, 1 start in 1991, and Carson Palmer, 5 starts in 1998). He showed tremendous poise and leadership at noisy Ohio State as he completed 15-of-31 passes for 195 yards (with an interception) and led USC on a late 86-yard game-winning drive (contributing 55 passing yards and 2 sneaks for first downs in the series) despite bruising his throwing (right) shoulder in the second half, which sidelined him for the subsequent game at Washington. He returned to the starting lineup against Washington State and hit 13-of-22 passes for 247 yards, with a pair of long touchdowns (29 and 57 yards), despite still somewhat bothered by a sore shoulder. He was 20-of-35 for 283 yards with an interception at California. He hit 19-of-29 passes for a career-best 380 yards with 2 touchdowns and an interception at Notre Dame (he was 11-of-14 for 234 yards in the second half, including completing 8 consecutive throws) to earn **Davey O'Brien National Quarterback of the Week** honors. He hit 15-of-25 passes for 202 yards with 2 TDs and 2 interceptions (and he also scored on a sneak) against Oregon State. He completed 21-of-38 passes for 187 yards and 2 short touchdowns at Oregon (his final pass was intercepted). He was 7-of-22 for 112 yards with a TD (a 75-yarder, the longest at USC since a 93-yarder from Carson Palmer to Kareem Kelly in 2001 against Oregon) and an interception at Arizona State. He was 21-of-31 for 196 yards with 1 TD and 3 interceptions against Stanford. He was 18-of-26 for 206 yards with a 48-yard TD and an interception against UCLA. He was 20-of-37 for 144 yards with a TD and an interception against Arizona. He hit 73.0% of his passes (27-of-37, with a career high for completions) for 350 yards and 2 TDs, plus ran for a short TD, against Boston College.

HIGH SCHOOL: His 2008 honors included **Super Prep All-American, Prep Star All-American, Scout.com All-American first team, ESPN 150, Super Prep Elite 50, Prep Star Dream Team, MVP of the Under Armour All-American Game, Super Prep All-Farwest, Prep Star All-West, Long Beach Press-Telegram Best in the West first team, Orange County Register Fab 15 first team, Tacoma News Tribune Western 100, Cal-Hi Sports All-State third team and All-Trinity League Co-MVP** as a senior quarterback at Mater Dei High in Santa Ana (Calif.). He completed 177-of-325 passes (54.5%) for 2,877 yards with 23 TDs and 18 interceptions in 2008.

As a junior in 2007, he was named the **Gatorade Male High School Athlete of the Year** and the **Gatorade National Football Player of the Year** (the first time a junior was ever selected for either honor), as well as winning **Joe Montana Quarterback of the Year Award.** He also made the **2007 USA Today All-USA second team, EA Sports All-American second team, Rivals.com Junior of the Year, Rivals.com Junior All-American first team, Cal-Hi Sports All-State first team, Cal-Hi Sports California Junior of the Year, Cal-Hi Sports All-State Underclass first team, All-CIF Pac-5 Division first team, Los Angeles Times All-Star Glenn Davis Award** (as the top Southern California prep football player) and **Orange County Register All-Orange County Offensive MVP.** He completed 213-of-340 passes (62.6%) for 3,576 yards (an Orange County record) and 35 TDs and 9 interceptions in 2007.

As a sophomore in 2006, he made **Cal-Hi Sports All-State Sophomore** while passing for 1,349 yards and 11 TDs.

A 4-year starter, he threw for 1,685 yards and 10 TDs as a 2005 freshman. Current Trojans Robbie Boyer (Barkley's cousin) and Khaled Holmes also prepped at Mater Dei.

PERSONAL: He's a communication major at USC with a B average (3.11 GPA). While in high school, he was active in his church (playing guitar in the choir) and in community service (he helped build homes for the poor in Mexico, volunteered at an orphanage in South Africa and spearheaded the Monarchs For Marines program that raised money for the families of wounded and fallen soldiers). His father, Les, lettered for 4 years (1976-79) in water polo at USC, captaining the Trojans his final 2 seasons and earning All-American second team notice in 1979.

MATT BARKLEY ON: Starting as a freshman in 2009: "My intention the whole time was to win the job. I like setting high goals. I knew it was achievable. It was just how hard I wanted to work and how much time I wanted to put in to get it accomplished. I kept my mind on it, kept focused on it, didn't talk too much about it, but I knew there was a good chance of being able to start...I think the jump I made from youth football to starting as a freshman in high school was a bigger jump than coming here and starting. I was in over my head then, moreso than here. The transition here, especially coming in early, was easier."

His outlook: "I know the opportunities that are placed in front of me. It's up to me to make sure it gets done...I've been given abilities to be able to play football and throw the football and a mind to be able to comprehend quite a bit, so I really don't settle for anything."

His goals: "I always strive to be the greatest player on the field. A goal of mine is to get to the point where I feel like I'm the best player in the country. And if I'm the best, at the top of my game, there's no reason we shouldn't be the best team in the country. To bring that national title back to USC, that's definitely a goal."

Challenges: "I love challenges. I think it elevates my game when I have a challenge."

Having to be a leader as a freshman: "It got easier as the weeks went by. I guess it's confidence. At first, I wasn't sure the older players would listen to me, but I think after I proved myself, then what I said had validity and they trusted me."

Playing football: "This is fun. This is easy. This is what I was made to do. I really think God put me here for a reason."

Being USC's quarterback: "I don't feel intimidated at all. There have been some great quarterbacks here and I'm excited to be a part of it. That's what I came here hoping to do."

Being compared to Matt Leinart: "Everyone always wants to compare me with Matt Leinart. I get it. We both are Mater Dei guys, we're both USC guys. Matt is a great guy. It's been fun getting to know him. But for now, I'm not thinking about all that. I'm just going out and trying to play football and win...I'm just going to do what I can. If that means championships or trophies, or if that means nothing, then that's what's going to happen. I'm just going to be me."

Community service: "We've been given so much. We're responsible for giving back. God gave me the ability to share what I can do with others."

WHAT OTHERS SAY: Former USC Heisman Trophy-winning quarterback Matt Leinart: "He was far better than I was in high school. He was more polished. He was more everything...He's a great kid on and off the field."

Former USC head coach Pete Carroll: "He's an unusual quarterback. He's so far ahead of the curve, that it's hard to predict what he's going to be able to do...This is not a typical kid...There aren't too many throws he can't make."

Former USC All-American safety Taylor Mays: "He's never really been scared or intimidated. He just kind of gets the ball and does his thing."

Former USC offensive guard/center Jeff Byers: "He's such a great competitor...I love how he is in the huddle. More important than how he plays—his numbers—is just how he handles himself and controls the offense and leads...He is mature beyond his years. He's a special kid with special talents. He understands the game and he's real dedicated. He works hard and he really understands what's going on out there."

Norman Chad, Washington Post: "He looks spectacular—golden hair, big smile—and he plays spectacular."

Quarterback tutor Steve Clarkson: "Once every so many years, you find this one person that has something, you can't explain it, but you feel it. When Matt walks into a room, you know it. When he walks into a huddle, his teammates feel it...His physical gifts are well-documented—he's got the picture-perfect throwing motion—but his mental make-up is off the charts."

Mater Dei High head football coach Bruce Rollinson, a former USC player: "The thing that separates Matt Barkley, and why he's so successful, is that he's so fundamentally sound in his faith. Things are really not that big a deal to him. Whatever happens is going to happen to him."

	PA	PC	PI	PCT	YDS	TD	LG	TCB	YDS	AVG	TD	LG
2009 (Fr.)...	352	211	14	.599	2735	15	75	45	-38	-0.8	2	12

GAME-BY-GAME WITH MATT BARKLEY

	PA	PC	PI	PCT	YDS	TD	LG
San Jose St.*	19	15	0	.789	233	1	44
Ohio State*	31	15	1	.484	195	0	26
Wash. St.*	22	13	0	.591	247	2	57
California*	35	20	1	.571	283	0	56
Notre Dame*	29	19	1	.655	380	2	60
Oregon St.*	25	15	2	.600	202	2	38
Oregon*	38	21	1	.553	187	2	25
Arizona St.*	22	7	1	.318	112	1	75
Stanford*	31	21	3	.677	196	1	36
UCLA*	26	18	1	.692	206	1	48
Arizona*	37	20	1	.541	144	1	16
Bost. Col. (EB)*	37	27	2	.730	350	2	53
2009 (Fr.)...	352	211	14	.599	2735	15	75

*Starter



(30) BRIAN BAUCHAM
Cornerback
5-11, 175, So.*/Jr.
Torrance, CA (West Torrance HS)

2010: Baucham will look to get into the prime playing rotation at cornerback as a sophomore in 2010. He missed 2010 spring drills while recovering from a 2009 toe injury.

2009: Baucham served as a backup cornerback as a redshirt freshman in 2009. Overall in 2009 while appearing in 5 games (Ohio State, Oregon State, Oregon, Arizona State, Boston College), he had 3 tackles and a deflection. He had a tackle and deflection at Ohio State, then 2 tackles against Boston College. He missed 3 mid-season games (Washington, Washington State, California) because of abrasions suffered in a motorcycle accident, then missed 3 games (Stanford, UCLA, Arizona) because of a sprained ankle and toe.

2008: Baucham redshirted as a freshman cornerback in 2008, his first year at USC.

HIGH SCHOOL: His 2007 honors included All-CIF Western Division first team and South Bay Daily Breeze All-South Bay first team as a senior running back and defensive back at West Torrance (Calif.) High. He rushed for 1,593 yards on 186 carries (8.6 avg.) with 20 TDs, plus had 3 receiving touchdowns and 2 scores on kickoff returns in 2007.

As a junior in 2006, he made Cal-Hi Sports All-State Underclass second team, All-CIF Western Division first team and South Bay Daily Breeze All-South Bay MVP while running for 1,990 yards on 265 carries (7.5 avg.) with 22 TDs, getting 52 tackles and 4 interceptions and scoring twice on defense and twice on special teams.

He also was on the track team at West Torrance, with a best of 37.26 in the 300-meter intermediate hurdles (he won the 2008 California state meet and was second at both the 2008 CIF Division II and CIF Masters meets) despite taking up the event in just the final 6 weeks of his senior season. He was the 2008 South Bay Daily Breeze All-South Bay MVP in track.


PERSONAL: He's a sociology major at USC.

BRIAN BAUCHAM ON: His 2009 motorcycle accident: "I remember exactly what happened. As soon as I was off my bike (after his front tire was clipped by a car on the Harbor Freeway), I started rolling and just stopped by the wall. I got up, took my helmet off, looked down and my shoes were gone...I couldn't feel anything in my body. Everything was numb. That made me laugh a little bit. Then I looked up and somebody was talking to me. He had pulled over to help me out. Then I went to pick up my bike to see if everything was all right with it. When I picked it up, everything started burning and all my feeling came back, so I dropped my bike...I looked down and my whole left side was just bloody...Now, I have the highest appreciation ever for life. Every time I'm arguing with somebody, I'm thinking life is too short to be mad at anybody. Just live life and be as happy as possible. Every day I try to check in with a smile and when I'm up or down, it's like I could be dead right now. It kind of keeps me going. Every day I wake up and thank God for bringing me in here and keeping me alive...I've been given a tremendous opportunity. To be able to come back and compete, to even think about starting or just playing, I've been blessed."

	TAC	LS/YDS	DFL	FR
2009 (Fr.)...	3	0/0	1	0

GAME-BY-GAME WITH BRIAN BAUCHAM

	TAC	LS/YDS	DFL	FR
Ohio State	1	0/0	1	0
Bost. Col. (EB)	2	0/0	0	0
2009 (Fr.)...	3	0/0	1	0



(28) DILLON BAXTER
Tailback
6-0, 195, Fr./Fr.
San Diego, CA (Mission Bay HS)

2010: Baxter, who enrolled at USC in the spring of 2010 after graduating a semester early from high school, will compete for key playing time at tailback as a first-year freshman in 2010. He might also be used as a returner. He put on an impressive showing

in 2010 spring drills, with numerous highlight-reel runs.

HIGH SCHOOL: His 2009 honors included EA Sports Mr. Football USA, Max Preps National Player of the Year, U.S. Army Ken Hall National Player of the Year, Parade All-American All-Purpose MVP, EA Sports All-American first team, Super Prep All-American, Prep Star All-American, Scout.com All-American first team, Max Preps All-American first team, Max Preps All-American Medium School National Player of the Year, Sporting News Top 100, Super Prep Elite 50, Prep Star Dream Team, Super Prep All-Farwest Offensive Player of the Year, Prep Star All-West, Orange County Register Fab 15 first team, Long Beach Press-Telegram Best in the West first team, Tacoma News Tribune Western 100, Cal-Hi Sports California Mr. Football Player of the Year, Max Preps California Division

2010 VETERAN BIOGRAPHIES

II Player of the Year, Cal-Hi Sports All-State first team, Cal-Hi Sports All-State Medium Schools Player of the Year and All-CIF San Diego Player of the Year as a senior quarterback, running back and wide receiver at Mission Bay High in San Diego (Calif.). He completed 102-of-166 passes (61.4%) for 1,968 yards with 26 TDs and just 7 interceptions and ran for a San Diego record 2,984 yards on 261 carries (11.4 avg.) with 50 TDs (he also caught a TD pass) while accounting for a state record 79 touchdowns on offense, had 2 interceptions and scored twice on defense and returned 9 punts for 117 yards (13.0 avg.) and 11 kickoffs for 179 yards (16.3 avg.) in 2009. Mission Bay went 13-0 and won the CIF San Diego Division IV title in 2009.

As a junior in 2008, he made **Cal-Hi Sports All-State Underclass first team and San Diego Union-Tribune All-San Diego first team**. He completed 100-of-185 passes (54.1%) for 1,293 yards and 11 TDs, plus ran for 1,258 yards with 16 TDs and had 250 receiving yards with 5 TDs in 2008.

As a sophomore in 2007, he made **Cal-Hi Sports All-State Sophomore first team**.

PERSONAL: His stepfather, Anthony Mooney, is a heavyweight boxer. A video of one of Baxter's spectacular runs during 2010 spring practice generated more than 1.8 million hits on YouTube.

DILLON BAXTER ON: Being compared to fellow San Diego Trojans Marcus Allen and Reggie Bush, both Heisman Trophy winners: **"It's an honor to be copared with those guys. It pumps me up knowing I'm being compared to them, but I have some shoes to fill."**

Reaction to the YouTube video of his amazing 2010 spring run: **"Things have changed for me a lot since that play. It got my name out there. It's crazy how you can blow up off one play."**

WHAT OTHERS SAY: USC head coach Lane Kiffin: **"He made some remarkable plays in the spring. He has the potential to be really, really special...He's elusive and really catches the ball well. He's shown his speed and God-given talents. He just has to be more consistent now."**

Former USC running backs coach Todd McNair: **"He's got a Kobe Bryant gunslinger mentality. He'll cut you up and you'll know he got you. Reggie (Bush) is a more reactive runner. He couldn't tell you what he did. A lot of times he just did it. With Dillon, it's not by accident. That's his unique ability...Dillon is more sudden than Stafon (Johnson) and makes more wow plays. Dillon is a little more creative than Joe (McKnight)."**



(56) JAMES BOYD
Defensive End
6-4 245, Fr.*/So.
Bakersfield, CA (Jordan HS)

2010: Boyd returns to defensive end in the fall of 2010 and will serve as a backup as a redshirt freshman. He was moved to quarterback midway through 2010 spring practice after switching from tight end to defensive end prior to 2010 spring drills.

2009: Boyd redshirted as a freshman tight end in 2009, his first year at USC. He was sidelined all season with a knee sprain.

HIGH SCHOOL: His 2008 honors included **Super Prep All-American, Prep Star All-American, USA Today All-USA second team, EA Sports All-American second team, Max Preps All-American second team, Super Prep All-Farwest, Prep Star All-West, Long Beach Press-Telegram Best in the West honorable mention, Orange County Register Fab 15 second team, Tacoma News Tribune Western 100, Cal-Hi Sports All-State first team, Golden State Preps All-Southern California first team, Los Angeles Times All-Star first team and All-L.A. City MVP** as a senior defensive end and quarterback at Jordan High in Los Angeles (Calif.). He had 106 tackles, 8 sacks and 2 fumble recoveries on defense and completed 280-of-450 passes (62.2%) for state bests of 4,266 yards and 44 TDs in 2008, and he also ran for 608 yards on 84 carries (7.2 avg.) with 2 TDs, plus he played some at wide receiver and linebacker. In 1 game, he threw for 575 yards with 8 TDs.

As a junior in 2007, he made **Cal-Hi Sports All-State Underclass second team and All-L.A. City Defensive Line MVP**. He had 104 tackles and 11 sacks, plus threw for 2,499 yards and 23 TDs in 2007.

He also played basketball at Jordan (he was named All-L.A. City as a senior), as well as baseball and track.



(21) ALLEN BRADFORD
Tailback
6-0, 235, Sr.*/Sr.
San Bernardino, CA (Colton HS)

2010: The veteran, bruising Bradford is looking to make a big impact at tailback as a senior in 2010, as he could end up as the starter.

2009: Bradford saw significant action in the tailback playing rotation as a junior in 2009 and was

USC's No. 2 rusher. Overall in 2009 while appearing in all 13 games (and starting once), he ran for 668 yards on 115 carries (5.8 avg.) with 8 TDs and also caught a 2-yard pass. While playing on special teams, he had 6 tackles and a forced fumble. He made **2009 All-Pac-10 honorable mention**. He was limited in 2009 spring practice while recuperating from a hip injury.

He had 53 yards on 4 carries with a 43-yard scoring burst against San Jose State, then 2 carries for 4 yards and a tackle at Ohio State and 4 carries for 18

yards and 1 tackle at Washington. He had a game-high 55 yards on 6 carries against Washington State. He had 53 yards on 12 tries and also made 2 tackles at California, then added 45 yards on 8 carries with a short TD at Notre Dame. He had a career-high 147 yards on 15 carries (9.8 yards per carry) with 2 TDs (2 and 43 yards) against Oregon State to earn **Pac-10 Offensive Player of the Week** honors. He had 22 yards on 6 carries at Oregon, added 67 yards on 14 rushes and had 2 tackles and a forced fumble at Arizona State and had 4 yards on 2 carries with a 2-yard TD against Stanford. He had a game-best 62 yards and 2 short touchdowns on 14 carries, plus caught a 2-yard pass, against UCLA to earn **USC's Player of the Game versus UCLA Award**. He had a game-best 66 yards on 11 carries, with a 5-yard TD run, against Arizona. He started against Boston College (his first career start at tailback) and had 72 yards on 17 carries.

2008: Bradford was serving as a backup tailback and key special teams players before re-aggravating a 2007 hip injury early in his 2008 junior season and having season-ending surgery. Because of the early-season injury, he was allowed to redshirt. Overall in 2008 while appearing in the first 3 games (Virginia, Ohio State, Oregon State), he ran for 57 yards on 14 carries (4.1 avg.) with a TD, caught 4 passes for 44 yards (11.0 avg.) and made a tackle. He had 41 yards on 9 attempts (including a 2-yard TD), plus had 2 receptions for 15 yards and made a tackle, at Virginia. He added 16 yards on 5 carries and 29 yards on 2 catches against Ohio State.

2007: Bradford saw action in 12 games (all but UCLA) in 2007 as a reserve tailback and a key special teamer as a sophomore in 2007. Overall in 2007, he ran for 24 yards on 15 carries (1.6 avg.) with a TD, caught 3 passes for 23 yards (7.7 avg.) with 2 TDs and made 11 tackles. He had 15 yards on 8 carries (and a tackle) against Idaho, gained 4 yards on 6 carries (with a 6-yard TD) and made 2 tackles at Nebraska and caught a 4-yard scoring pass and had 3 tackles against Washington State. He made a tackle in both the Stanford and Arizona games, then caught an 8-yard TD pass and had a tackle at Notre Dame. He had an 11-yard reception and 2 tackles against Oregon State. He had a 5-yard run against Illinois. He strained a hip flexor during 2007 spring practice and sat out most of spring drills.

2006: Bradford, who originally came to USC as a safety, moved to tailback in 2006 fall camp and served as a backup there as a freshman in 2006, his first year at USC. He also was used at fullback (he started there against California and Michigan) and on special teams. Overall while appearing in 12 games (all but Nebraska), he ran for 42 yards on 13 carries (3.2 avg.) with a TD and caught 3 passes for 33 yards (11.0 avg.) with a TD. He also made 3 tackles and returned a kickoff 9 yards. He had 13 yards on 5 carries, with a 1-yard TD, at Arkansas. He caught a 17-yard scoring pass against Arizona State. He added a 12-yard reception at Stanford. He had 19 yards on 4 carries and caught a 4-yard pass against Michigan.

HIGH SCHOOL: His 2005 honors included **Parade All-American (he was the all-purpose MVP), USA Today All-USA first team, EA Sports All-American first team, Super Prep Elite 50, Prep Star Dream Team, ESPN 150, Super Prep All-American, Prep Star All-American, U.S. Army All-American Game participant, Super Prep All-Farwest, Prep Star All-Western, Long Beach Press-Telegram Best in the West first team, Orange County Register Fab 15 first team, Tacoma News-Tribune Western 100, Cal-Hi Sports All-State first team, All-CIF Southern Section Defensive MVP, All-CIF Division I Defensive MVP, Riverside Press-Enterprise All-San Bernardino MVP, Ken Hubbs Award (as the San Bernardino area's top athlete) and All-Citrus Belt League** as a senior running back and linebacker at Colton (Calif.) High. He ran for 1,869 yards on 143 carries (13.1 avg.) with 29 TDs and caught 20 passes for 429 yards (21.5 avg.) with 6 TDs, plus recorded 157 tackles, 12 sacks, 4 forced fumbles and 1 fumble recovery in 2005.

As a junior in 2004, he was named **Cal-Hi Sports All-State Underclass first team, All-CIF Division I, Los Angeles Times All-Inland Empire and Riverside Press-Enterprise All-San Bernardino**. He rushed for 1,525 yards (8.7 avg.) with 15 TDs and caught 15 passes for 275 yards (18.3 avg.) with 3 scores, and also made 129 tackles, 11 sacks, 8 forced fumbles, 6 fumble recoveries and 1 interception in 2004.

He made the **2003 Cal-Hi Sports All-State Sophomore and All-CIF Division V** squads as a sophomore while running for 1,100-plus yards with 19 TDs and making 90 tackles, 3 sacks and 3 fumble recoveries. He played on the varsity for 4 years. Current Trojan Shareece Wright also prepped at Colton.

PERSONAL: He's an American studies and ethnicity major at USC.

ALLEN BRADFORD ON: His perseverance at USC: **"There were times I wanted to leave. It was hard. There are a lot of emotions. But I just dealt with it. I handled it well and I'm still here...My dad told me, 'Life's gonna get hard, you can't run from it.'"**

Competition: **"My dad always told me that you compete with yourself. You can't control what everybody else does, you can only control what you do."**

WHAT OTHERS SAY: Former USC head coach Pete Carroll: **"You can see his explosiveness, the great hand-eye coordination he has and the big plays in him...He's really a stud. He's tough, he's physical, he plays hard every day, he won't back down from any challenge. The players respect him because they know he's hard as nails and brings it. It's a quiet toughness."**

	TCB	YDS	AVG	TD	LG	REC	YDS	AVG	TD	LG
2006 (Fr.)...	13	42	3.2	1	11	3	33	11.0	1	17
2007 (So.)...	15	24	1.6	1	6	3	23	7.7	2	11
2008 (Jr.)...	14	57	4.1	1	15	4	44	11.0	0	17
2009 (Jr.)...	115	668	5.8	8	43	1	2	2.0	0	2
CAREER.....	157	791	5.0	11	43	11	102	9.3	3	17

	KOR	YDS	AVG	TD	LG	TAC	LS/YDS	DFL	FR
2006 (Fr.)...	1	9	9.0	0	9	3	0/0	0	0
2007 (So.)...	0	0	0.0	0	0	11	0/0	0	0
2008 (Jr.)...	0	0	0.0	0	0	1	0/0	0	0
2009 (Jr.)...	0	0	0.0	0	0	6	0/0	0	0
CAREER.....	1	9	9.0	0	9	21	0/0	0	0

GAME-BY-GAME WITH ALLEN BRADFORD

2009

	TCB	YDS	AVG	TD	LG	REC	YDS	AVG	TD	LG
San Jose St.	4	53	13.3	1	43	0	0	0.0	0	0
Ohio State	2	4	2.0	0	3	0	0	0.0	0	0
Washington	4	18	4.5	0	11	0	0	0.0	0	0
Wash. St.	6	55	9.2	0	20	0	0	0.0	0	0
California	12	53	4.4	0	16	0	0	0.0	0	0
Notre Dame	8	45	5.6	1	23	0	0	0.0	0	0
Oregon St.	15	147	9.8	2	43	0	0	0.0	0	0
Oregon	6	22	3.7	0	8	0	0	0.0	0	0
Arizona St.	14	67	4.8	0	19	0	0	0.0	0	0
Stanford	2	4	2.0	1	2	0	0	0.0	0	0
UCLA	14	62	4.4	2	21	1	2	2.0	0	2
Arizona	11	66	6.0	1	17	0	0	0.0	0	0
Bost. Col. (EB)*	17	72	4.2	0	16	0	0	0.0	0	0
2009 (Jr.)...	115	668	5.8	8	43	1	2	2.0	0	2

	TAC	LS/YDS	DFL	FR
Ohio State	1	0/0	0	0
Washington	1	0/0	0	0
California	2	0/0	0	0
Arizona St.	2	0/0	0	0
2009 (Jr.)...	6	0/0	0	0

2008

	TCB	YDS	AVG	TD	LG	REC	YDS	AVG	TD	LG
Virginia	9	41	4.6	1	15	2	15	7.5	0	11
Ohio State	5	16	3.2	0	6	2	29	14.5	0	17
2008 (Jr.)...	14	57	4.1	1	15	4	44	11.0	0	17

2007

	TCB	YDS	AVG	TD	LG	REC	YDS	AVG	TD	LG
Idaho	8	15	1.9	0	6	0	0	0.0	0	0
Nebraska	6	4	0.7	1	6	0	0	0.0	0	0
Wash. St.	0	0	0.0	0	0	1	4	4.0	1	4
Notre Dame	0	0	0.0	0	0	1	8	8.0	1	8
Oregon St.	0	0	0.0	0	0	1	11	11.0	0	11
Illinois (RB)	1	5	5.0	0	5	0	0	0.0	0	0
2007 (So.)...	15	24	1.6	1	6	3	23	7.7	2	11

	TAC	LS/YDS	DFL	FR
Idaho	1	0/0	0	0
Nebraska	2	0/0	0	0
Wash. St.	3	0/0	0	0
Stanford	1	0/0	0	0
Arizona	1	0/0	0	0
Notre Dame	1	0/0	0	0
Oregon St.	2	0/0	0	0
2007 (So.)...	11	0/0	0	0

2006

	TCB	YDS	AVG	TD	LG	REC	YDS	AVG	TD	LG
Arkansas	5	13	2.6	1	8	0	0	0.0	0	0
Arizona	1	3	3.0	0	3	0	0	0.0	0	0
Arizona St.	0	0	0.0	0	0	1	17	17.0	1	17
Stanford	0	0	0.0	0	0	1	12	12.0	0	12
Oregon	2	3	1.5	0	2	0	0	0.0	0	0
Notre Dame	1	4	4.0	0	4	0	0	0.0	0	0
Michigan (RB)*	4	19	4.8	0	11	1	4	4.0	0	4
2006 (Fr.)...	13	42	3.2	1	11	3	33	11.0	1	17

*Starter



(38) T.J. BRYANT
Cornerback
6-0, 180, Jr./Jr.
Tallahassee, FL (Lincoln HS)

2010: Bryant will battle for a starting role at cornerback as a junior in 2010.

2009: Bryant was a key backup cornerback, often playing in extra defensive back situations, and special teamer as a sophomore in 2009. Overall in

2009 while appearing in all 13 games, he had 22 tackles, including 1.5 for a loss (with 0.5 sack), plus 3 deflections. He had 3 tackles (with 0.5 sack) against San Jose State, 2 tackles at Washington, 4 tackles (1 for a loss) and a deflection against Washington State and 2 tackles at California. He added 2 tackles and a deflection at Notre Dame, a stop against Oregon State, 3 tackles at Arizona State, 1 against UCLA and 2 against Arizona. He had 2 tackles and a deflection against Boston College.

2008: Bryant served as a backup cornerback as a first-year freshman in 2008. Overall in 2008 while appearing in 7 games (all but Virginia, Ohio State, Oregon State, Arizona, UCLA and Penn State), he made 7 tackles, 2 deflections and an interception. He had 3 tackles against Washington and 2 tackles, 2 deflections and a 55-yard interception return versus Arizona State.

HIGH SCHOOL: His 2007 honors included **USA Today All-USA first team, Super Prep All-American, Prep Star All-American, ESPN 150, Prep Star Dream Team, Super Prep All-Dixie, Prep Star All-Southeast and Atlanta Journal Constitution Super Southern 100** as a senior defensive back at Lincoln High in Tallahassee (Fla.). He had 30 tackles, 4 interceptions, 8 deflections and 5 fumble recoveries in 2007.

As a junior in 2006, he had 48 tackles, 3 tackles for a loss, 3 interceptions and 19 deflections.

In his career, he had 15 interceptions.

He also hurdled for Lincoln's track team, with bests of 14.6 in the 110-meter high hurdles and 38.02 in the 300-meter intermediate hurdles. Current Trojan Jawanza Starling also prepped at Lincoln.

PERSONAL: He's a communication major at USC.

	TAC	LS/YDS	DFL	FR	INT	YDS	AVG	TD	LG
2008 (Fr.)...	7	0/0	2	0	1	55	55.0	0	55
2009 (So.)...	22	1.5/4	3	0	0	0	0.0	0	0
CAREER.....	29	1.5/4	5	0	1	55	55.0	0	55

GAME-BY-GAME WITH T.J. BRYANT

2009

	TAC	LS/YDS	DFL	FR
San Jose St.	3	0.5/3	0	0
Washington	2	0/0	0	0
Wash. St.	4	1/1	1	0
California	2	0/0	0	0
Notre Dame	2	0/0	1	0
Oregon St.	1	0/0	0	0
Arizona St.	3	0/0	0	0
UCLA	1	0/0	0	0
Arizona	2	0/0	0	0
Bost. Col. (EB)	2	0/0	1	0
2009 (So.)...	22	1.5/4	3	0

2008

	TAC	LS/YDS	DFL	FR	INT	YDS	AVG	TD	LG
Arizona St.	2	0/0	2	0	1	55	55.0	0	55
Wash. St.	1	0/0	0	0	0	0	0.0	0	0
Washington	3	0/0	0	0	0	0	0.0	0	0
Stanford	1	0/0	0	0	0	0	0.0	0	0
2008 (Fr.)...	7	0/0	2	0	1	55	55.0	0	55



(19) BRICE BUTLER
Wide Receiver
6-4, 195, So.*/Jr.
Norcross, GA (Norcross HS)

2010: Butler will compete for a starting wide receiver job as a sophomore in 2010.

2009: Butler saw significant playing time as a backup wide receiver as a redshirt freshman in 2009.

Overall in 2009 while appearing in all 13 games (he even started against Stanford), he had 20 receptions for 292 yards (14.6 avg.) with 2 TDs. He made the **2009 ESPN.com Pac-10 All-Freshman first team.** He had 1 catch against San Jose State (11 yards), Washington (11 yards) and Washington State (29-yard TD). He then caught 2 passes at both California (27 yards) and Notre Dame (32 yards). He added a 20-yard receptions against Oregon State, a 25-yard grab at Oregon and an 11-yarder at Arizona State. While starting versus Stanford, he had 6 receptions for 96 yards (both career highs) with a 36-yard TD. He had 2 catches for 13 yards against UCLA, a 14-yard reception against Arizona and a 3-yard catch against Boston College.

2008: Butler redshirted as a freshman wide receiver in 2008, his first year at USC.

HIGH SCHOOL: His 2007 honors included **Super Prep All-American, Prep Star All-American, ESPN 150, Super Prep Elite 50, Prep Star Dream Team, Super Prep All-Dixie, Prep Star All-Southeast and Atlanta Journal Constitution Super Southern 100** as a senior wide receiver at Norcross (Ga.) High. He had 1,186 receiving yards with 15 TD catches in 2007.

As a junior in 2006, he had 35 receptions for 680 yards (19.4 avg.) with 9 TDs.

PERSONAL: His father, Bobby, was a 1980 All-American cornerback at Florida State who then played 12 years (1981-92) with the Atlanta Falcons. His brother, Brenton, was on Fordham's basketball team (2007-10).

BRICE BUTLER ON: Advice from his father. **"He just says to stay focused and do what you've got to do. I just want to do the best I can and make the most of my opportunities."**

	REC	YDS	AVG	TD	LG
2009 (Fr.)...	20	292	14.6	2	36

2010 VETERAN BIOGRAPHIES

GAME-BY-GAME WITH BRICE BUTLER

	2009				
	REC	YDS	AVG	TD	LG
San Jose St.	1	11	11.0	0	11
Washington	1	11	11.0	0	11
Wash. St.	1	29	29.0	1	29
California	2	27	13.5	0	15
Notre Dame	2	32	16.0	0	17
Oregon St.	1	20	20.0	0	20
Oregon	1	25	25.0	0	25
Arizona St.	1	11	11.0	0	11
Stanford*	6	96	16.0	1	36
UCLA	2	13	6.5	0	8
Arizona	1	14	14.0	0	14
Bost. Col. (EB)	1	3	3.0	0	3
2009 (Fr.)...	20	292	14.6	2	36



(84) JORDAN CAMERON Tight End 6-5, 235, Sr.*/Sr. Newbury Park, CA (Newbury Park HS/BYU/Ventura JC)

2010: Cameron, who has also played basketball in college, could end up starting at tight end as a senior in 2010 after moving over from wide receiver prior to 2010 spring practice and adapting well.

2009: Cameron was a reserve wide receiver as a junior in 2009. He appeared in 5 games (San Jose State, Oregon State, Arizona State, Stanford, Arizona), but did not catch a pass.

2008: Cameron, who transferred to USC as a sophomore in the fall of 2008 from a junior college, was a reserve wide receiver in 2008. He also worked some at tight end. He saw brief action in 6 games (Virginia, Oregon, Arizona State, Washington, California and Notre Dame) in 2008, but did not make a catch. He missed the Washington State game because he was sick.

BASKETBALL: After the 2008 football season, he joined the Trojan basketball team. He played briefly in 3 games, but did not score.

JUNIOR COLLEGE: He was a **2007 All-Western State Conference Pacific Division honorable mention** pick as a freshman tight end at Ventura (Calif.) Junior College. He caught 22 passes for 348 yards (15.8 avg.) with 5 TDs in 2007 as Ventura went 8-3, captured the WSC Pacific Division title and won the Southern California Bowl.

BYU: He redshirted the 2006-07 season at BYU as a first-year freshman forward on the men's basketball team (he did not play football there in 2006).

HIGH SCHOOL: He made the **2005 Prep Star All-West, Los Angeles Daily News All-Area second team and All-Marmonte League first team** as a senior wide receiver at Newbury Park (Calif.) High. He caught 73 passes for 1,022 yards (14.0 avg.) with 12 TDs in 2005.


As a junior in 2004, he made **All-Marmonte League first team**.

He also starred in basketball at Newbury Park, where he averaged 21.1 points, 7.3 rebounds, 3.1 assists, 3.0 steals and 0.8 blocks as a 2006 senior. He was the 2006 Ventura County Basketball Coaches Association Player of the Year and was named All-Ventura County Star first team, All-CIF Division III first team and All-Marmonte League first team.

As a junior in 2005, he averaged 18.6 points, 6.6 rebounds, 2.5 assists, 2.1 steals and 0.9 blocks while earning All-Ventura County second team, All-North Los Angeles Region first team and All-Marmonte League first team honors.

He also played volleyball at Newbury Park.

PERSONAL: He's a sociology major at USC. His sister, Brynn, was a guard on the USC women's basketball team (2005-09). His grandfather, Jack Cravens, played basketball and baseball at BYU (1957-59).



(80) BRANDON CARSWELL Wide Receiver 6-1, 190, Jr.*/Sr. Milpitas, CA (Milpitas HS)

2010: Carswell will compete for key playing time at wide receiver as a junior in 2010. He missed part of 2010 spring practice with a hamstring injury.

2009: Carswell was a backup wide receiver as a sophomore in 2009. Overall in 2009 while appearing in 9 games (all but San Jose State, Ohio State, Washington, Arizona State), he had 5 catches for 21 yards (4.2 avg.). He even started 3 times (Oregon State, Oregon, Stanford). He missed the Arizona State game with turf toe. He had 3 catches for 24 yards at Oregon and 1 catch against both UCLA (4 yards) and Arizona (-7 yards).

2008: Carswell was a reserve wide receiver and backup punt returner as a redshirt freshman in 2008. Overall in 2008 while appearing in 11 games (all but Oregon State and California), he caught 1 pass for 7 yards (7.0 avg.), returned 5 punts for 31 yards (6.2 avg.) and had a tackle. His reception came against Notre Dame. He had 2 punt returns against both Washington State (11 yards) and Ohio State (6 yards), plus a 14-yarder at Virginia.

2007: Carswell redshirted as a freshman wide receiver in 2007, his first year at USC.

HIGH SCHOOL: His 2006 honors included **Super Prep All-American, EA Sports All-American third team, Super Prep All-Farwest, Prep Star All-West, Cal-Hi Sports All-State first team, Long Beach Press-Telegram Best in the West first team, Tacoma News-Tribune Western 100, San Francisco Chronicle All-Metro first team and San Jose Mercury News All-Area MVP** as a senior at Milpitas (Calif.) High. He threw for 1,406 yards and 15 TDs and ran for 1,503 yards with 19 TDs as a quarterback, as well as caught 13 passes for 364 yards (28.0 avg.), and had 11 interceptions as a cornerback in 2006. Milpitas won the 2006 CIF Central Coast Section large school championship.

As a junior in 2005, he had 32 receptions for 711 yards (22.2 avg.) and 11 TDs as a wide receiver despite having to sit out the first 6 games of the season.

He played quarterback as a sophomore in 2004.

PERSONAL: He's a social science psychology major at USC.

	REC	YDS	AVG	TD	LG	PR	YDS	AVG	TD	LG
2008 (Fr.)...	1	7	7.0	0	7	5	31	6.2	0	14
2009 (So.)...	5	21	4.2	0	11	0	0	0.0	0	0
CAREER.....	6	28	4.7	0	11	5	31	6.2	0	14

	TAC	LS/YDS	DFL	FR
2008 (Fr.)...	1	0/0	0	0

GAME-BY-GAME WITH BRANDON CARSWELL

	2009				
	REC	YDS	AVG	TD	LG
Oregon*	3	24	8.0	0	11
UCLA	1	4	4.0	0	4
Arizona	1	-7	-7.0	0	-7
2009 (So.)...	5	21	4.2	0	11

	2008				
	REC	YDS	AVG	TD	LG
Virginia	0	0	0.0	0	1
Ohio State	0	0	0.0	0	2
Wash. St.	0	0	0.0	0	2
Notre Dame	1	7	7.0	0	7
2008 (Fr.)...	1	7	7.0	0	7



(91) JURRELL CASEY Defensive Tackle 6-1, 305, Jr./Jr. Long Beach, CA (Poly HS)

2010: After starting all of 2009 on the defensive line, Casey will look to continue his outstanding play at defensive tackle as a junior in 2010.

2009: Casey started all of 2009 on the defensive line as a sophomore. He started twice at nose tackle (Notre Dame, Oregon State) and the other 11 games at defensive tackle. Overall in 2009 while appearing in all 13 games, he had 59 tackles, including 9 for losses (with 4.5 sacks), plus a team-best 3 fumble recoveries, 2 forced fumbles and a deflection. He was named **2009 CollegeFootballNews.com Sophomore All-American second team, All-Pac-10 honorable mention, Phil Steele's All-Pac-10 first team and USC Co-Defensive Lineman of the Year Award**.

He had 2 tackles (including a sack in which he forced and recovered a fumble) against San Jose State, 5 tackles (1 for a loss) at Ohio State), 3 tackles (1 for a loss) at Washington, 4 tackles and a fumble recovery against Washington State and 2 tackles (0.5 sack) at California. He had a team-best 10 tackles (1 for a loss) and forced a fumble at Notre Dame to earn **Pac-10 Defensive Player of the Week** honors. He had 4 tackles against Oregon State, then a game-high 11 tackles at Oregon. He had 3 tackles (with a sack) at Arizona State, 2 tackles against Stanford, 4 tackles, including 1.5 for losses (with a sack), against UCLA and 4 tackles (0.5 for a loss) versus Arizona. He had 5 tackles (including 1.5 for losses, with a sack), a deflection and a fumble recovery (which he returned 22 yards to set up a USC field goal) against Boston College.

2008: Casey saw significant playing time as a backup nose tackle as a first-year freshman in 2008 and was impressive. Overall in 2008 while appearing in 12 games (all but California), he made 12 tackles, including 2 for losses of 7 yards, and forced a fumble. He had 3 tackles versus Notre Dame (with the forced fumble, which USC recovered) and 2 against Arizona and Washington. He won **USC's Service Team Defensive Player of the Year Award**.

HIGH SCHOOL: His 2007 honors included **EA Sports All-American second team, Old Spice Red Zone Player of the Year, Super Prep All-Farwest, Prep Star All-West, Long Beach Press-Telegram Best in the West honorable mention, Cal-Hi Sports All-State first team, All-CIF Pac-5 Division Co-Defensive MVP, Los Angeles Times All-Star, Long Beach Press-Telegram Dream Team MVP and All-Moore League Defensive MVP** as a senior defensive and offensive lineman at Long Beach (Calif.) Poly High. He had 134 tackles, 7 sacks and 2 fumble recoveries in 2007 as Poly won the CIF Pac-5 Division title.

As a junior in 2006, he made **Cal-Hi Sports All-State Underclass first team, All-CIF Pac-5 Division first team, Long Beach Press-Telegram Dream Team and All-Moore League Co-Lineman MVP** while making 104 tackles, 10 sacks and 6 fumble recoveries. Current Trojan Travon Patterson also prepped at Poly.

PERSONAL: He's a sociology major at USC.

	TAC	LS/YDS	DFL	FR
2008 (Fr.)...	12	2/7	0	0
2009 (So.)...	59	9/41	1	3
CAREER.....	71	11/48	1	3

GAME-BY-GAME WITH JURRELL CASEY

2009

	TAC	LS/YDS	DFL	FR
San Jose St.*	2	1/9	0	1
Ohio State*	5	1/2	0	0
Washington*	3	1/3	0	0
Wash. St.*	4	0/0	0	1
California*	2	0.5/3	0	0
Notre Dame*	10	1/3	0	0
Oregon St.*	4	0/0	0	0
Oregon*	11	0/0	0	0
Arizona St.*	3	1/5	0	0
Stanford*	2	0/0	0	0
UCLA*	4	1.5/5	0	0
Arizona*	4	0.5/1	0	0
Bost. Col. (EB)*	5	1.5/10	1	1
2009 (So.)...	59	9/41	1	3

*Starter

2008

	TAC	LS/YDS	DFL	FR
Ohio State	1	0/0	0	0
Oregon St.	1	0/0	0	0
Oregon	1	0/0	0	0
Wash. St.	1	1/1	0	0
Arizona	2	0/0	0	0
Washington	2	0/0	0	0
Stanford	1	0/0	0	0
Notre Dame	3	1/6	0	0
2008 (Fr.)...	12	2/7	0	0



(72) MARTIN COLEMAN
Offensive Tackle
6-5, 335, Jr.*/Sr.
Huntington Beach, CA (Edison HS)

2010: Coleman, who has been bothered by injuries throughout his USC career, will look to make a contribution on the offensive line as a junior in 2010. He was moved back to offensive tackle, his position when he first came to USC, from offensive

guard prior to 2010 spring practice. He missed part of 2010 spring drills with an ankle injury.

2009: Coleman did not see any action in 2009 as a reserve offensive guard as a sophomore while bothered by a lingering ankle injury. He was limited in 2009 spring practice while recuperating from an ankle injury.

2008: After seeing brief action in the opener at Virginia as a reserve offensive guard, Coleman sprained his ankle prior to the Ohio State game and was sidelined for the rest of his 2008 redshirt freshman season. He also was available to play tackle.

2007: Coleman, who graduated a semester early from high school and enrolled at USC in the spring of 2007, redshirted as an offensive tackle as a first-year freshman in 2007. He had post-spring surgery on his shoulder, which limited him in 2007.

HIGH SCHOOL: His 2006 honors included **Super Prep All-American, Prep Star All-American, Prep Star 100, Rivals.com 100, Super Prep All-Farwest, Prep Star All-West, Scout.com All-West, Long Beach Press-Telegram Best in the West first team, Orange County Register Fab 15 first team, Tacoma News-Tribune Western 100, Orange County Register All-Orange County first team and All-Sunset League Offensive Line MVP** as a senior offensive lineman at Edison High in Huntington Beach (Calif.). He missed the end of the 2006 season after breaking his ankle. Edison was the CIF Pac-5 Division runnerup.

As a junior in 2005, he made the **All-Sunset League second team**. He only played 2 years of football at Edison. Current Trojan Will Andrew also prepped at Edison.

PERSONAL: He's an American studies and ethnicity major at USC. He grew up on the Tongan island of Vavau and played rugby as a youth. He enjoys art and some of his sculpture pieces were displayed at the 2008 and 2009 "Arletics" on-campus exhibits that featured the works of USC student-athletes.

MARTIN COLEMAN ON: His first exposure to football when he moved to America at age 17: **"I thought it was soccer at first."**

His love of art: **"I've always loved art. I've always drawn. It's just something that comes out of me naturally. I'm not sure how far I'll go with it, but I'm enjoying it now."**



(40) RHETT ELLISON
Tight End
6-5, 245, Jr.*/Sr.
Portola Valley, CA (St. Francis HS)

2010: Ellison, USC's most experienced tight end, will compete to start there as a junior in 2010. He missed 2010 spring practice because of mononucleosis.

2009: Ellison served as the often-used backup tight end and played on special teams as a sophomore in 2009. Overall in 2009 while appearing in all 13 games, he had 6 catches for 41 yards (6.8 avg.) with 1 TD, plus made 4 tackles. He even started 4 games (Oregon, Arizona State, Stanford, Boston College). He caught a 4-yard touchdown against San Jose State, made 2 tackles at Ohio State, had 2 catches for 23 yards and made a tackle at Notre Dame, had a 4-yard catch and a tackle at Arizona State and had 2 receptions for 10 yards against Arizona.

2008: Ellison served as an often-used backup tight end as a redshirt freshman in 2008. Overall in 2008 while appearing in 9 games (all but Oregon, Arizona State, Washington State and Arizona), he had 4 receptions for 58 yards (14.5 avg.) and a tackle. He had 2 catches for 33 yards against Washington and had a 25-yard grab versus California. He even started the UCLA and Penn State games at fullback and split time between there and tight end in those games. He broke his right foot prior to the Oregon game and missed those next 4 contests while recuperating.

2007: Ellison redshirted as a freshman tight end in 2007, his first year at USC.

HIGH SCHOOL: His 2006 honors included **2006 Super Prep All-Farwest, Prep Star All-West, Long Beach Press-Telegram Best of the Rest, San Francisco Chronicle All-Metro honorable mention and San Jose Mercury News All-Area first team** as a senior linebacker and tight end at St. Francis High in Mountain View (Calif.). He had 49 tackles, 2 sacks and 1 interception on defense and 31 receptions for 394 yards (12.7 avg.) with 2 TDs on offense in 2006.

As a junior in 2005, he made 27 tackles and 4 sacks, plus caught 26 passes for 301 yards (11.6 avg.) with 5 TDs.

PERSONAL: He's an international relations major at USC with a B-average (2.81 GPA). His father, Riki (Gray) Ellison, lettered at linebacker for 4 seasons (1978-80, 1982) at USC, where he was a member of the 1978 national championship team and earned All-Conference honors in 1979, then played in the NFL with the San Francisco 49ers (1983-89), where he appeared in the 1985 and 1989 Super Bowls, and Los Angeles Raiders (1990-92). His sister, Wesley, played water polo at Michigan (2004-07).

	REC	YDS	AVG	TD	LG	TAC	LS/YDS	DFL	FR
2008 (Fr.)...	4	58	14.5	0	25	1	0/0	0	0
2009 (So.)...	6	41	6.8	1	12	4	0/0	0	0
CAREER.....	10	99	9.9	1	25	5	0/0	0	0

GAME-BY-GAME WITH RHETT ELLISON

2009

	REC	YDS	AVG	TD	LG
San Jose St.	1	4	4.0	1	4
Notre Dame	2	23	11.5	0	12
Arizona St.*	1	4	4.0	0	4
Arizona	2	10	5.0	0	5
2009 (So.)...	6	41	6.8	1	12

2008

	REC	YDS	AVG	TD	LG
Washington	2	33	16.5	0	21
California	1	25	25.0	0	25
UCLA*	1	0	0.0	0	0
2008 (Fr.)...	4	58	14.5	0	25



(92) HEBRON FANGUPO
Defensive Tackle
6-2, 310, Jr.*/Sr.
Santa Ana, CA (Century HS/Mt. San Antonio JC)

2010: Fangupo, who was off to a promising start in 2009 before getting injured, will battle to start at defensive tackle as a junior in 2010. He missed part of 2010 spring drills while recovering from a

2009 ankle injury.

2009: Fangupo, who transferred to USC in the fall of 2009 from a junior college, was a backup defensive tackle as a junior in 2009. But he broke his left ankle against Washington State and was sidelined for USC's last 9 games. Overall in 2009 while appearing in 3 games (San Jose State, Washington, Washington State), he made 2 tackles, with 0.5 for a loss. He had 1 tackle against San Jose State and 1 (with 0.5 for a loss) against Washington State. Because of the early-season injury, he was allowed to redshirt.

2010 VETERAN BIOGRAPHIES

JUNIOR COLLEGE: His 2008 honors included **Super Prep JUCO 100 and All-Central Conference second team** as a sophomore defensive tackle at Mt. San Antonio Junior College in Walnut (Calif.). He had 47 tackles, 15 tackles for a loss, 6 sacks, 1 deflection, 2 fumble recoveries and 2 forced fumbles in 2008. Mt. San Antonio played in its second consecutive state championship game in 2008.

As a freshman in 2007, he made **All-Mission Conference first team** while making 24 tackles and 2 sacks as Mt. San Antonio played in the state championship game. Fellow Trojan Jacob Harfman also attended Mt. San Antonio.

HIGH SCHOOL: He prepped at Century High in Santa Ana (Calif.), where he made the **2003 All-CIF Division IX first team** as a senior. He then went on a Mormon mission.

PERSONAL: He's a sociology major at USC with a B- average (2.81 GPA). He spent part of his youth in Tonga. His nickname is "Loni" (pronounced LOW-nee).

HEBRON FANGUPO ON: Coming to USC: *"(When visiting a USC practice while in junior college) I went up to (then defensive coordinator) Nick Holt and I told him that when (future NFL defensive lineman) Fili Moala leaves, I want to be the one to come in and replace him. I think he thought I was joking. He just laughed and walked away, but I grabbed him by the arm and looked him in the eye and said, 'I really want to play here and I know I can play here.'"*

His persona: *"I don't know what I am. I'm new. I'm old. But I'm also still a little young buck because everything is new to me. But then again, there's a lot of people here I share experiences with."*

WHAT OTHERS SAY: USC defensive end Wes Horton: *"He's a big, solid guy. He's huge, so once he starts really coming after guys physically, no one will be able to block him. He's still young in the system and he's definitely going to be a force to be reckoned with in the future."*

	TAC	LS/YDS	DFL	FR
2009 (Jr.)...	2	0.5/1	0	0

GAME-BY-GAME WITH HEBRON FANGUPO

2009

	TAC	LS/YDS	DFL	FR
San Jose St.	1	0/0	0	0
Wash. St.	1	0.5/1	0	0
2009 (Jr.)...	2	0.5/1	0	0



(81) DE'VON FLOURNOY Wide Receiver 6-0, 185, So./So. Studio City, CA (Birmingham HS)

2010: Flournoy will compete for playing time at wide receiver as a sophomore in 2010. He missed part of 2010 spring practice with a hamstring injury.

2009: Flournoy appeared briefly in 4 games (San Jose State, Washington State, California, Stanford) as a first-year freshman reserve wide receiver in 2009, but did not catch a pass.


HIGH SCHOOL: His 2008 honors included **Super Prep All-American, Prep Star All-American, Super Prep All-Farwest, Prep Star All-West, Long Beach Press-Telegram Best in the West honorable mention, Tacoma News Tribune Western 100, Cal-Hi Sports All-State third team, Golden State Preps All-Southern California third team, All-L.A. City first team and Los Angeles Daily News All-Area first team** as a senior wide receiver at Birmingham High in Van Nuys (Calif.). He had 45 receptions for 1,091 yards (24.2 avg.) with 9 TDs in 2008, and he also returned kicks and punts.

As a junior in 2007, he made **Cal-Hi Sports All-State Underclass first team, Los Angeles Daily News All-Area first team and All-L.A. City first team**. He had 39 catches for 859 yards (22.0 avg.) with 15 TDs and returned 2 kickoff returns for touchdowns in 2007. Birmingham won its second consecutive L.A. City championship in 2007.

As a sophomore in 2006, he made **Cal-Hi Sports All-State Sophomore**. Birmingham won the 2006 L.A. City title.

He also was on the track team at Birmingham, placing fifth in the 2009 L.A. City meet in the 400 meters (50.15), and posting 2009 bests of 11.08 in the 100, 49.60 in the 400 and 19-11 in the long jump. Current Trojan Malik Jackson also prepped at Birmingham.

PERSONAL: He's a communication major at USC.



(2) C.J. GABLE Tailback 6-0, 205, Sr./Sr. Sylmar, CA (Sylmar HS)

CAREER: He has 1,296 rushing yards in his career, with 4 100-yard games and 18 starts. He ranks sixth on USC's career kickoff return chart (1,010 yards).

2010: Gable, USC's most experienced tailback, will battle for key playing time as a senior in 2010. He might also be used as a kickoff returner.

2009: Gable saw limited action as a reserve tailback as a junior in 2009 and also returned kickoffs. Overall in 2009 while appearing in 12 games (all but Washington), he ran for 102 yards on 24 carries (4.2 avg.) and caught a 2-yard pass. He also was USC's top kickoff returner with 19 runbacks for 348 yards (18.3 avg.).

He ran for 37 yards on 7 tries and returned a kickoff 25 yards against San Jose State, then had 2 kickoff returns for 48 yards at Ohio State. He had 2 yards on 3 rushes and had a 27-yard kickoff return against Washington State, then had 2 carries for 6 yards and returned 2 kickoffs for 39 yards at California and returned 5 kickoffs for 68 yards at Notre Dame. He had 20 yards on 2 kickoffs against Oregon State, then added 32 yards on 4 rushes along with a 24-yard kickoff return and a 2-yard catch at Oregon. He had 14 yards on 4 carries and returned 4 kickoffs for 78 yards against Stanford and had a 2-yard rush against UCLA. Against Boston College, he had 9 yards on 3 carries, returned a kickoff 919 yards and had a tackle.

2008: Gable returned from a 2007 injury and was part of USC's primary tailback rotation as a sophomore in 2008. He also returned kickoffs. Overall while appearing in all 13 games (starting all but the Oregon State and Penn State contests), he rushed for 617 yards on 107 carries (5.8 avg.) with 8 TDs, plus had 6 receptions for 62 yards (10.3 avg.) with 1 TD and 7 kickoff returns for 196 yards (28.0 avg.) with a TD.

He had a game-best 73 yards on 9 carries, with a 33-yard TD, at Virginia, then added 18 yards on 4 carries, 13 yards on 3 receptions and an 18-yard kickoff return against Ohio State. He had 19 yards on 3 tries and also had a 13-yard kickoff return at Oregon State, then ran for a game-high 49 yards on 10 carries (he also had a 23-yard reception and 22-yard kickoff return) against Oregon and had 30 yards on 7 carries and a 6-yard catch at Arizona State. He ran for a career-high 109 yards on 16 attempts with 3 TDs (17, 3 and 4 yards) at Washington State. He had 4 yards on 5 tries at Arizona, then ran for 108 yards and a pair of touchdowns (9 and 6 yards) against Washington, then ran for a game-best 79 yards on 10 carries and had a 20-yard kickoff return versus California. At Stanford, he had 190 all-purpose yards (85 on 14 carries with a 3-yard TD and 105 on 2 kickoff returns with a 93-yard TD) to earn **Pac-10 Special Teams Co-Player of the Week** honors. He had 27 yards on 10 tries against Notre Dame and 3 yards on 3 carries at UCLA. Against Penn State, he had 13 yards on 6 carries, plus caught a 20-yard TD pass and returned a kickoff 18 yards.

2007: Gable, who opened eyes with his effective showing in 2006 despite his youth, was set to continue in that role as a sophomore in 2007. He started USC's first 2 games and appeared in the third game of 2007 before suffering a strained abdomen prior to the Washington game and having season-ending surgery. Because of the early injury, he was allowed to redshirt the 2007 season. Overall in 2007 while appearing in 3 games, he ran for 143 yards on 13 carries (11.0 avg.), caught an 8-yard pass for a TD and returned 2 kickoffs for 34 yards (17.0 avg.).

He had 68 yards on 8 carries against Idaho to lead USC in rushing for the fifth game in a row and added an 8-yard scoring catch while starting his second consecutive opener (the last Trojan tailback to do so was Sultan McCullough in 2000-01). He added 69 yards on 4 carries (including a 40-yarder) and had a 19-yard kickoff return at Nebraska. He then had a 6-yard run and a 15-yard kickoff return against Washington State. He sprained his neck during 2007 spring practice and missed the last half of spring drills.

2006: As just a first-year freshman in 2006, Gable was impressive as a tailback and kickoff returner. He started 5 games—the opener at Arkansas and the last 4 games (California, Notre Dame, UCLA, Michigan)—and was USC's rushing leader in the last 4 games. Overall in 2006 while appearing in all 13 games, he had 434 yards (third on USC) on 111 carries (3.9 avg.) with 4 TDs, plus 9 receptions for 90 yards (10.0 avg.) and 16 kickoff returns for 432 yards (27.0 avg.). He was 15th nationally in kickoff returns (27.0, second in Pac-10). He made **2006 Rivals.com Freshman All-American second team (as a kickoff returner), The Sporting News Freshman All-American honorable mention (as a tailback and kickoff returner), All-Pac-10 honorable mention (as a kickoff returner) and The Sporting News Pac-10 All-Freshman first team (as a tailback and kickoff returner)**.

He became the first USC true freshman to start an opener at tailback when he did so at Arkansas as he had 51 yards on 12 attempts with a 3-yard TD. He then had 22 yards on 6 rushes against Nebraska, 34 yards on 5 carries and had a 5-yard reception at Arizona and he rushed for 6 yards on 3 tries and returned 4 kickoffs for 127 yards (including a 55-yarder) at Washington State. He returned 4 kickoffs for 98 yards against Washington, had 26 yards on 5 rushes with a 2-yard TD and also returned a kickoff 20 yards against Arizona State, had a 5-yard run and 2 kickoff returns for 40 yards at Oregon State, added 1 yard on 2 tries at Stanford and gained 14 yards on 6 tries and scored a 2-yard TD (he also had a 41-yard kickoff return) against Oregon. He started against California and ran for a game-best and career-high 91 yards on 19 carries (he also had a career-long 35-yard reception and returned a kickoff 33 yards for 159 all-purpose yards) to earn **Rivals.com National Freshman of the Week** honors. He had a game-best 107 yards on 20 carries (both career highs) while starting against Notre Dame, and he also caught a 21-yard pass. He had a team-best 52 yards on 19 carries (with a 1-yard TD), caught 3 passes for 32 yards and returned a kickoff 24 yards while starting at UCLA. Against Michigan, he ran for 25 yards on 13 carries, caught 2 passes for minus 3 yards and returned 2 kickoffs for 49 yards.

HIGH SCHOOL: He was named a **2005 Parade All-American, Super Prep Elite 50, Prep Star Dream Team, ESPN 150, Super Prep All-American, Prep Star All-American, EA Sports All-American second team, Super Prep All-Farwest, Prep Star All-Western, Long Beach Press-Telegram Best in the West first team, Orange County Register Fab 15 first team, Tacoma News-Tribune Western 100, Cal-Hi Sports All-State**

first team, Los Angeles Times All-Star, Los Angeles Daily News All-Area Defensive MVP and All-L.A. City Offensive MVP as a senior running back and defensive back at Sylmar (Calif.) High. He rushed for 2,298 yards on 209 carries (11.0 avg.) with 34 TDs and caught 19 passes for 360 yards (18.9 avg.) with 4 scores on offense and had 56 tackles and 7 interceptions on defense in 2005.

As a junior in 2004, he was a Student Sports Junior All-American, Cal-Hi Sports All-State Underclass first team, Los Angeles Times All-San Fernando Valley and Los Angeles Daily News All-Area honorable mention. He ran for 2,026 yards (11.2 avg.) with 27 TDs, had 285 receiving yards and made 85 tackles and 5 interceptions in 2004.

He had 509 rushing yards on 80 carries (6.4 avg.) as a sophomore in 2003. He was the first player in Sylmar history to rush for 2,000 yards in 2 seasons.

PERSONAL: He's a sociology major at USC. His initials stand for Carl Jr.

C.J. GABLE ON: Splitting time at tailback: "All the tailbacks know we could have gone to any school and been the main guy. But we came here to be part of a winning team. It makes it worth it when you win Pac-10 titles and go to the Rose Bowl all the time. We all contribute. Everybody puts in his part."

	TCB	YDS	AVG	TD	LG	REC	YDS	AVG	TD	LG
2006 (Fr.)...	111	434	3.9	4	31	9	90	10.0	0	35
2007 (So.)...	13	143	11.0	0	40	1	8	8.0	1	8
2008 (So.)...	107	617	5.8	8	50	6	62	10.3	1	23
2009 (Jr.)...	24	102	4.2	0	12	1	2	2.0	0	2
CAREER.....	255	1296	5.1	12	50	17	162	9.5	2	35

	KOR	YDS	AVG	TD	LG	TAC	LS/YDS	DFL	FR
2006 (Fr.)...	16	432	27.0	0	55	0	0/0	0	0
2007 (So.)...	2	34	17.0	0	19	0	0/0	0	0
2008 (So.)...	7	196	28.0	1	93	0	0/0	0	0
2009 (Jr.)...	19	348	18.3	0	27	1	0/0	0	0
CAREER.....	44	1010	23.0	1	93	1	0/0	0	0

GAME-BY-GAME WITH C.J. GABLE

2009

	TCB	YDS	AVG	TD	LG	REC	YDS	AVG	TD	LG
San Jose St.	7	37	5.3	0	11	0	0	0.0	0	0
Wash. St.	3	2	0.7	0	3	0	0	0.0	0	0
California	2	6	3.0	0	3	0	0	0.0	0	0
Oregon	4	32	8.0	0	12	1	2	2.0	0	2
Stanford	4	14	3.5	0	6	0	0	0.0	0	0
UCLA	1	2	2.0	0	2	0	0	0.0	0	0
Bost. Col. (EB)	3	9	3.0	0	6	0	0	0.0	0	0
2009 (Jr.)...	24	102	4.2	0	12	1	2	2.0	0	2

KOR

YDS

AVG

TD

LG

San Jose St.	1	25	25.0	0	25
Ohio State	2	48	24.0	0	26
Wash. St.	1	27	27.0	0	27
California	2	39	19.5	0	22
Notre Dame	5	68	13.6	0	22
Oregon St.	2	20	10.0	0	10
Oregon	1	24	24.0	0	24
Stanford	4	78	19.5	0	24
Bost. Col. (EB)	1	19	19.0	0	19
2009 (Jr.)...	19	348	18.3	0	27

2008

	TCB	YDS	AVG	TD	LG	REC	YDS	AVG	TD	LG
Virginia*	9	73	8.1	1	33	0	0	0.0	0	0
Ohio State*	4	18	4.5	0	13	3	13	4.3	0	6
Oregon St.	3	19	6.3	0	14	0	0	0.0	0	0
Oregon*	10	49	4.9	0	9	1	23	23.0	0	23
Arizona St.*	7	30	4.3	0	9	1	6	6.0	0	6
Wash. St.*	16	109	6.8	3	22	0	0	0.0	0	0
Arizona*	5	4	0.8	0	3	0	0	0.0	0	0
Washington*	10	108	10.8	2	50	0	0	0.0	0	0
California*	10	79	7.9	0	27	0	0	0.0	0	0
Stanford*	14	85	6.1	1	24	0	0	0.0	0	0
Notre Dame*	10	27	2.7	1	8	0	0	0.0	0	0
UCLA*	3	3	1.0	0	6	0	0	0.0	0	0
Penn St. (RB)	6	13	2.2	0	9	1	20	20.0	1	20
2008 (So.)...	107	617	5.8	8	50	6	62	10.3	1	23

KOR

YDS

AVG

TD

LG

Ohio State*	1	18	18.0	0	18
Oregon St.	1	13	13.0	0	13
Oregon*	1	22	22.0	0	22
California*	1	20	20.0	0	20
Stanford*	2	105	27.5	1	93
Penn St. (RB)	1	18	18.0	0	18
2008 (So.)...	7	196	28.0	1	93

2007

	TCB	YDS	AVG	TD	LG	REC	YDS	AVG	TD	LG
Idaho*	8	68	8.5	0	33	1	8	8.0	0	8
Nebraska*	4	69	17.3	0	40	0	0	0.0	0	0
Wash. St.	1	6	6.0	0	6	0	0	0.0	0	0
2007 (So.)...	13	143	11.0	0	40	1	8	8.0	1	8

KOR

YDS

AVG

TD

LG

Nebraska*	1	19	19.0	0	19
Wash. St.	1	15	15.0	0	15
2007 (So.)...	2	24	12.0	0	19

2006

	TCB	YDS	AVG	TD	LG	REC	YDS	AVG	TD	LG
Arkansas*	12	51	4.3	1	11	0	0	0.0	0	0
Nebraska	6	22	3.7	0	9	1	0	0.0	0	0
Arizona	5	34	6.8	0	10	1	5	5.0	0	5
Wash. St.	3	6	2.0	0	3	0	0	0.0	0	0
Arizona St.	5	26	5.2	1	12	0	0	0.0	0	0
Oregon St.	1	5	5.0	0	5	0	0	0.0	0	0
Stanford	2	1	0.5	0	2	0	0	0.0	0	0
Oregon	6	14	2.3	1	5	0	0	0.0	0	0
California*	19	91	4.8	0	24	1	35	35.0	0	35
Notre Dame*	20	107	5.4	0	31	1	21	21.0	0	21
UCLA*	19	52	2.7	1	9	3	32	10.7	0	17
Michigan (RB)*	13	25	1.9	0	9	2	-3	-1.5	0	0
2006 (Fr.)...	111	434	3.9	4	31	9	90	10.0	0	35

KOR

YDS

AVG

TD

LG

Wash. St.	4	127	31.8	0	55
Washington	4	98	24.5	0	34
Arizona St.	1	20	20.0	0	20
Oregon St.	2	40	20.0	0	25
Oregon	1	41	41.0	0	41
California*	1	33	33.0	0	33
UCLA*	1	24	24.0	0	24
Michigan (RB)*	2	49	24.5	0	28
2006 (Fr.)...	16	432	27.0	0	55



(54) CHRIS GALIPPO
Linebacker
6-2, 250, Jr.*/Sr.
Corona, CA (Servite HS)

2010: After anchoring the 2009 defense from his middle linebacker spot, Galippo will look to improve upon his performance as a junior in 2010.

2009: Galippo started all season at middle linebacker as a sophomore in 2009. Overall in 2009 while appearing in all 13 games, he had 70 tackles (third on USC), including 8 for losses (with 1.5 sacks), plus he had 2 interceptions (returned for 63 yards), 2 forced fumbles and 6 deflections. He was a **semifinalist for the 2009 Butkus Award** and made **CollegeFootballNews.com Sophomore All-American first team, All-Pac-10 honorable mention and Phil Steele's All-Pac-10 third team.**

He had a game-best 9 tackles (3 for a loss, with 0.5 sack) and a forced fumble against San Jose State, then had 5 stops and returned an interception 51 yards on the game's third play to set up a USC TD at Ohio State. He led USC with 8 tackles (1 for a loss) and had a deflection at Washington, added 5 tackles against Washington State and 5 tackles (with a sack) and 3 deflections at California. He had 9 tackles at Notre Dame, 7 tackles against Oregon State, 3 tackles (0.5 for a loss) at Oregon and 2 tackles (1 for a loss) and returned an interception 12 yards at Arizona State. He had 7 tackles (including 0.5 for a loss) and forced a fumble that USC recovered against Stanford, 5 tackles (1 for a loss) and 1 deflection against UCLA, 2 tackles and a deflection against Arizona and 3 tackles against Boston College.

2008: Galippo served as the backup middle linebacker as a redshirt freshman in 2008. Overall while appearing in 10 games (all but Virginia, Ohio State and Oregon State), he made 12 tackles, including 2 for losses of 3 yards, plus had a deflection and an interception that he returned 50 yards. He had 4 tackles (1.5 for losses) at Washington State and 2 stops each against Arizona State, Washington (with the interception, which set up a USC TD) and Stanford. He missed the season's first 3 games while recuperating after having surgery on a herniated disk in his back in the summer prior to the 2008 season.

2007: Galippo saw action in USC's first 3 games as a backup freshman linebacker and on special teams before suffering a herniated disk in his back prior to the Washington game and having season-ending surgery. Because of the early injury, he was allowed to redshirt the 2007 season. Overall in 2007 while appearing in 3 games, he had 8 tackles. He had 2 tackles against Idaho, 4 at Nebraska and 2 versus Washington State.

HIGH SCHOOL: His 2006 honors included **USA Today All-USA first team, Parade All-American, EA Sports All-American first team, Super Prep All-American, Prep Star All-American, Scout.com All-American, Lemming All-American, Super Prep Elite 50, Prep Star 100, Rivals.com 100, Super Prep All-Farwest Defensive MVP, Prep Star All-West, Scout.com All-West, Long Beach Press-Telegram Best in the West first team, Orange County Register Fab 15 first team, Tacoma News-Tribune Western 100, Cal-Hi Sports All-State first team, All-CIF Pac-5 Division first team, Los Angeles Times All-Star first team, Orange County Register All-Orange County Defensive MVP, U.S. Army All-American Bowl MVP and All-Trinity League Co-MVP** as a senior at Servite High in Anaheim (Calif.). He had 98 tackles, 20 tackles for loss, 7 sacks, 2 forced fumbles, 5 blocked field goals, 3 deflections and 1 interception as a linebacker and had 354 rushing yards on 48 carries (7.4 avg.) with 3 TDs and caught 25 passes for 297 yards (11.9 avg.) with 3 TDs on offense.

As a junior in 2005, he made the **All-CIF Division I first team, Cal-Hi Sports All-State Underclass first team, Orange County Register All-Orange County Defensive MVP and All-Serra League Co-Defensive MVP** while recording 161 tackles, 8 tackles for loss, 6 sacks and 4 blocked punts on defense and catching 22 passes for 380 yards (17.3 avg.) with 5 TDs on offense. He had 69 tackles as a sophomore in 2004 when he made **Student Sports Sophomore All-American and Cal-Hi Sports All-State Sophomore first team.** Current Trojans Matt Kalil and D.J. Shoemate also prepped at Servite.

2010 VETERAN BIOGRAPHIES

PERSONAL: He's a public policy, management and planning major at USC.

CHRIS GALIPPO ON: His ability: "I take pride in being a very smart football player. That's what gets me a lot of my plays. I'm not the fastest guy. If it was a footrace, I wouldn't get to the tackle first. But because football is a game of angles and anticipation and scheme, that's where I excel."

Backing up All-American Rey Mauluga his first 2 years: "I had the opportunity to sit behind Rey and I learned a lot from him, obviously, being the player that he is. So I had a lot of opportunity to take from his game and add to mine...I had to go into games my first two years with a different mentality. I primarily played on special teams and I'd take what I could on defense."

His early injury struggles at USC: "I've been on every side of the fence. It was tough, but it helped out my character...Everyone has their setbacks. That was mine. Now, I just want to make plays and do whatever my team needs to win."

WHAT OTHERS SAY: Former USC All-American linebacker Rey Mauluga: "He's a great, smart football player. I got hints and pointers from him...In practice every day, I knew he could take my job."

Former USC defensive tackle Fili Moala: "You see him and think, 'This guy's probably pretty good.' Then you see him practice and you know he's really good...He's about ready to explode. He's a real baller."

Former USC linebackers coach Ken Norton: "Chris has a lot of (former USC All-American and NFLer) Lofa Tatupu in him. Chris is a really good student of the game."

	TAC	LS/YDS	DFL	FR	INT	YDS	AVG	TD	LG
2007 (Fr.)...	8	0/0	0	0	0	0	0.0	0	0
2008 (Fr.)...	12	2/3	1	0	1	50	50.0	0	50
2009 (So.)...	70	8/20	6	0	2	63	31.5	0	51
CAREER.....	90	10/23	7	0	3	113	37.7	0	51

GAME-BY-GAME WITH CHRIS GALIPPO

2009

	TAC	LS/YDS	DFL	FR	INT	YDS	AVG	TD	LG
San Jose St.*	9	3/8	0	0	0	0	0.0	0	0
Ohio State*	5	0/0	0	0	1	51	51.0	0	51
Washington*	8	1/1	1	0	0	0	0.0	0	0
Wash. St.*	5	0/0	0	0	0	0	0.0	0	0
California*	5	1/1	3	0	0	0	0.0	0	0
Notre Dame*	9	0/0	0	0	0	0	0.0	0	0
Oregon St.*	7	0/0	0	0	0	0	0.0	0	0
Oregon*	3	0.5/0	0	0	0	0	0.0	0	0
Arizona St.*	2	1/5	0	0	1	12	12.0	0	12
Stanford*	7	0.5/2	0	0	0	0	0.0	0	0
UCLA*	5	1/3	1	0	0	0	0.0	0	0
Arizona*	2	0/0	1	0	0	0	0.0	0	0
Bost. Col. (EB)*	3	0/0	0	0	0	0	0.0	0	0
2009 (So.)...	70	8/20	6	0	2	63	31.5	0	51

*Starter

2008

	TAC	LS/YDS	DFL	FR	INT	YDS	AVG	TD	LG
Oregon	1	0.5/1	1	0	0	0	0.0	0	0
Arizona St.	2	0/0	0	0	0	0	0.0	0	0
Wash. St.	4	1.5/2	0	0	0	0	0.0	0	0
Washington	2	0/0	0	0	1	50	50.0	0	50
California	1	0/0	0	0	0	0	0.0	0	0
Stanford	2	0/0	0	0	0	0	0.0	0	0
2008 (Fr.)...	12	2/3	1	0	1	50	50.0	0	50

2007

	TAC	LS/YDS	DFL	FR
Idaho	2	0/0	0	0
Nebraska	4	0/0	0	0
Wash. St.	2	0/0	0	0
2007 (Fr.)...	8	0/0	0	0



(71) KEVIN GRAF Offensive Guard-Tackle 6-6, 300, Fr.*/So. Agoura Hills, CA (Agoura HS)

2010: Graf, whose father and brother played at USC, will battle for a starting job as a redshirt freshman offensive guard in 2010. He can also play tackle.

2009: Graf redshirted as a freshman offensive tackle in 2009, his first year at USC.

HIGH SCHOOL: His 2008 honors included Parade All-American, Super Prep All-American, Prep Star All-American, Scout.com All-American first team, EA Sports All-American second team, Max Preps All-American second team, ESPN 150, Prep Star Dream Team, Sporting News Top 100, Super Prep All-Farwest, Prep Star All-West, Long Beach Press-Telegram Best in the West first team, Orange County Register Fab 15 first team, Tacoma News Tribune Western 100, Cal-Hi Sports All-State, Max Preps All-State Division II, Golden State Preps All-Southern California first team, All-CIF Northern Division, Los Angeles Daily News All-Area first team, Ventura County Star All-Ventura County first team

Offensive Line MVP and All-Marmonte League first team as a senior offensive lineman at Agoura (Calif.) High.

As a junior in 2007, he made Rivals.com Junior All-American second team, Cal-Hi Sports All-State Underclass first team, Max Preps All-State Division II, All-CIF Northern Division first team and Los Angeles Daily News All-Area first team.

As a sophomore in 2006, he made Cal-Hi Sports All-State Sophomore. In 2010, he was named to the L.A. Daily News All-Decade team and Ventura County Star All-Decade first team.

He also played basketball and was a shot putter on the track team at Agoura. He was third in the shot put at the 2009 California state meet (59-7 3/4) after placing fifth at the CIF Masters meet and fourth at the CIF Division II meet. His best prep mark in the shot was 61-7 1/2 in 2009 (a school record and third best in the state). He won All-State, All-Area, All-County and All-League honors in track in 2009. He was Agoura's 2009 Athlete of the Year.

PERSONAL: He's a communication major at USC. His father, Allan, lettered 3 years (1970-72) at offensive guard at USC, playing on Troy's 1972 national championship team and then appearing in the 1973 College All-Star Game (he is now a stunt coordinator and second unit director in the movie industry). His brother, Derek, lettered at center at USC in 2002.



(81) KEVIN GREENE Defensive End 6-3, 250, Fr.*/So. Oakland, CA (Sacred Heart Cathedral Prep)

2010: Greene, who was moved to defensive end from linebacker prior to 2010 spring practice, will compete for playing time as a redshirt freshman in 2010.

2009: Greene redshirted as a freshman linebacker in 2009, his first year at USC.

HIGH SCHOOL: His 2008 honors included Super Prep All-Farwest, Prep Star All-West, Cal-Hi Sports All-State second team and Golden State Preps All-Northern California first team as a senior defensive end and linebacker at Sacred Heart Cathedral Prep High in San Francisco (Calif.). He had 45 tackles, 28 sacks and 5 forced fumbles in 2008.

As a junior in 2007 in his first year of playing football, he had 45 tackles and 22 sacks.

He also played basketball at Sacred Heart Cathedral Prep (he led his team to the 2009 California state Division III championship, getting 20 rebounds in the final).

PERSONAL: He's a communication major at USC.



(25) PATRICK HALL Safety 6-0, 190, Fr./Fr. Oxnard, CA (St. Bonaventure HS)

2010: Hall, a 2009 Trojan signee who enrolled at USC in the spring of 2010 after sitting out a semester, will compete for playing time at safety as a first-year freshman in 2010. He missed 2010 spring drills while recovering from a 2009 knee injury.

2009: He originally signed with USC in 2009, but did not qualify for admission. He tore his knee ligaments in 2009 fall camp at USC before being declared ineligible.

HIGH SCHOOL: His 2008 honors included USA Today All-USA first team, Parade All-American, Super Prep All-American, Prep Star All-American, EA Sports All-American second team, Scout.com All-American second team, ESPN 150, Prep Star Dream Team, Sporting News Top 100, Super Prep All-Far West, Prep Star All-West, Long Beach Press-Telegram Best in the West first team, Orange County Register Fab 15 first team, Tacoma News Tribune Western 100, Cal-Hi Sports All-State first team, Golden State Preps All-Southern California first team, All-CIF Northern Division Defensive MVP, Los Angeles Times All-Star, Ventura County Star All-Ventura County first team and All-Channel League first team as a senior defensive back and running back at St. Bonaventure High in Ventura (Calif.). He had 72 tackles, 4 interceptions and 2 fumble recoveries on defense and 784 rushing yards on 78 carries (10.1 avg.) with 11 TDs and 155 yards on 16 receptions (9.7 avg.) with 2 TDs on offense in 2008. St. Bonaventure won the 2008 California state Division III title.

As a junior in 2007, he made Rivals.com Junior All-American second team and Cal-Hi Sports All-State Underclass first team, All-CIF Northern Division first team...He had 70 tackles, 3 interceptions and 2 fumble recoveries, plus ran for 468 yards with 8 TDs in 2007. St. Bonaventure won the 2007 California state Division III title.

As a sophomore in 2006, he made Cal-Hi Sports All-State Sophomore and All-Channel League first team while rushing for 701 yards on 85 carries (8.2 avg.), catching 15 passes for 246 yards (16.4 avg.) and returning kickoffs for 154 yards.

In 2010, he was named to the Ventura County Star All-Decade first team. Current Trojan Giovanni Di Poalo also prepped at St. Bonaventure.

He also ran track at St. Bonaventure, placing second in the CIF Division IV meet in the 100 (10.71 wind-aided) and 200 meters (21.57).

PERSONAL: He's a communication major at USC. His cousin is former USC 4-year (2000-03) letterwinning wide receiver Keary Colbert, who played on the Trojans' 2003 national championship team and ended his career as the school's No. 2 career receiver, and then played in the NFL for 4 years (2004-07) with the Carolina Panthers and spent 2008 with the Denver Broncos, Seattle Seahawks and Detroit Lions and 2009 with the Florida Tuskers of the United Football League (he now is a graduate assistant coach at USC).



(48) JACOB HARFMAN
Punter-Placekicker
5-10, 195, Sr./Sr.
**Chino, CA (Ayala HS/Urbana/
 Mt. San Antonio JC)**

2010: Harfman returns as USC's punter and kickoff man and he'll also compete for the placekicking job as a senior in 2010.

2009: After coming to USC in the fall of 2009 from a junior college, Harfman began the year handling the kickoffs, then added the punting job by the fourth game of the season. Overall in 2009 while appearing in all 13 games, he averaged 39.8 yards on 48 punts, with 14 punning opponents within the 20-yard line and 5 travelling 50-plus yards, and 22 of his 67 kickoffs found foes within the 20 (with 11 touchbacks). He also tried (and missed) 1 field goal and made 4 tackles (1 each against Notre Dame, Oregon State, Arizona State, Arizona).

Five of his 9 kickoffs pinned San Jose State within the 20 (with 3 touchbacks), then he kicked off 4 times at Ohio State and 4 times at Washington. He took over the punting duties against Washington State and averaged 46.3 yards on 3 boots (with 2 pinning the Cougars within the 20 and he had a 51-yarder) and he also kicked off 4 times (twice pinning WSU within the 20 and he also recovered his own onside kick to set up a USC TD). At California, he averaged 40.0 yards on his 3 punts and kicked off 7 times (pinning the Bears within the 20 twice, with a touchback). He averaged 38.2 yards on his 4 punts (including a 59-yarder) at Notre Dame, with 1 pinning the Irish within the 20, and he also kicked off 7 times (with 1 pinning ND within the 20). He averaged 44.0 on his 3 punts and also kicked off 7 times (with 2 touchbacks) against Oregon State. He kicked off 4 times (with 3 touchbacks) and averaged 38.7 yards on 6 punts (with 1 pinning the Ducks within the 20) at Oregon. He averaged 37.1 yards on his 8 punts at Arizona State (with 2 pinning the Sun Devils within the 20) and kicked off 3 times (1 pinned ASU within the 20). He averaged 35.0 on his 3 punts and 1 of his 4 kickoffs pinned the Cardinal within the 20 against Stanford. Against UCLA, he averaged 45.4 yards on his 8 punts, with a pair of 50-yarders and 2 that pinned the Bruins within the 20, plus he had 2 of his 5 kickoffs pin the Bruins within the 20 and he missed a 50-yard field goal try (his first career attempt). He averaged 33.7 yards on 6 punts against Arizona (with 4 pinning the Wildcats within the 20) and 3 of his 4 kickoffs pinned UA within the 20 (with 2 touchbacks). Against Boston College, he averaged 41.5 yards on 4 punts (with 2 pinning the Eagles within the 20) and had 5 kickoffs.

JUNIOR COLLEGE: His 2008 honors included **J.C. Grid-Wire All-American first team, JC Athletic Bureau All-American first team, JC Athletic Bureau All-California Region III first team and All-Central Conference first team (unanimous)** as a sophomore placekicker and punter at Mt. San Antonio Junior College in Walnut (Calif.). He made 20-of-26 field goals (including a school-record 56-yarder) and 69-of-76 PATs, plus had 27 touchbacks on kickoffs and averaged 40.0 yards on punts (with a long of 66 yards), in 2008. Mt. San Antonio played in the state championship game in 2008. Fellow Trojan Hebron Fangupo also attended Mt. San Antonio.

URBANA: He spent his 2007 freshman season at Urbana (Ohio) University, an NAIA school, where he hit 30-of-34 PATs (both school records) and 5-of-11 field goals.

HIGH SCHOOL: He prepped at Ayala High in Chino (Calif.), where he earned **2006 All-Sierra League second team** honors as a senior.

PERSONAL: He's a human performance major at USC with a B- average (2.90 GPA).


	P	YDS	AVG	LG	TAC	LS/YDS	DFL	FR
2009 (Jr.)...	48	1909	39.8	59	4	0/0	0	0

	FGA	FGM	LG
2009 (Jr.)...	1	0	—

GAME-BY-GAME WITH JACOB HARFMAN

	P	YDS	AVG	LG	WITHIN 20	50+ YARDS
Wash. St.*	3	139	46.3	51	2	1
California*	3	120	40.0	47	0	0
Notre Dame*	4	153	38.2	59	1	1
Oregon St.*	3	132	44.0	47	0	0
Oregon*	6	232	38.7	48	1	0
Arizona St.*	8	297	37.1	51	2	1
Stanford*	3	105	35.0	37	0	0
UCLA*	8	363	45.4	54	2	2
Arizona*	6	202	33.7	49	4	0
Bost. Col. (EB)*	4	166	41.5	43	2	0
2009 (Jr.)...	48	1909	39.8	59	14	5

	FG-FGA	MADE	MISS	KICKOFFS	WITHIN 20 (TOUCHBACKS)
San Jose St.*	0	0	—	9	5 (3)
Ohio State*	0	0	—	4	0 (0)
Washington*	0	0	—	4	0 (0)
Wash. St.*	0	0	—	4	2 (0)
California*	0	0	—	7	2 (1)
Notre Dame*	0	0	—	7	1 (0)
Oregon St.*	0	0	—	7	2 (2)
Oregon*	0	0	—	4	3 (3)
Arizona St.*	0	0	—	3	1 (0)
Stanford*	0	0	—	4	1 (0)
UCLA*	1	0	50SH	5	2 (0)
Arizona*	0	0	—	4	3 (2)
Bost. Col. (EB)*	0	0	—	5	0 (0)
2009 (Jr.)...	1	0	—	67	22 (11)



(98) DaJOHN HARRIS
Defensive Tackle
6-4, 305, Jr.*/Sr.
Inglewood, CA (Serra HS)

2010: Harris, coming off an impressive showing in 2010 spring practice, will battle to start at defensive tackle as a junior in 2010.

2009: Harris saw significant action as a key backup defensive tackle as a sophomore in 2009.

Overall in 2009 while appearing in 9 games (all but Ohio State, Washington, California, Boston College), he had 14 tackles, including 2 for losses (with 0.5 sack). He had 2 tackles against San Jose State (1 for a loss, with 0.5 sack) and Washington State, then 1 versus Notre Dame and Oregon State, 2 at Oregon, 1 each against Arizona State (1 for a loss) and Stanford and 4 against Arizona.

2008: Harris served as a reserve defensive tackle and tight end (he started working there midway through the 2008 season) as a redshirt freshman in 2008. Overall in 2008 while appearing briefly in 6 games (Virginia, Ohio State, Oregon, Washington State, Washington and Notre Dame), he made 1 tackle (versus Oregon). He missed 4 late games (California, Stanford, Notre Dame and UCLA) to focus on his academics.

2007: Harris redshirted as a freshman defensive tackle in 2007, his first year at USC.

HIGH SCHOOL: His 2006 honors included **Super Prep All-American, Prep Star All-American, Super Prep Elite 50, Prep Star 100, Rivals.com 100, Super Prep All-Farwest, Prep Star All-West, Scout.com All-West, Long Beach Press-Telegram Best in the West first team, Orange County Register Fab 15 first team, Tacoma News-Tribune Western 100, Cal-Hi Sports All-State second team, Cal-Hi Sports All-State Medium Schools first team, All-CIF Northwest Division first team, South Bay Daily Breeze All-South Bay first team and All-Del Rey League Lineman MVP** as a senior at Serra High in Gardena (Calif.). He had 64 tackles and 9 sacks as a defensive lineman, plus 19 receptions for 304 yards (6.0 avg.) with 4 TDs and 35 yards on 5 carries (7.0 avg.) primarily as a tight end on offense in 2006.

As a junior in 2005, he made the **South Bay Daily Breeze All-South Bay second team and All-Del Rey League first team** while getting 44 tackles, 7 sacks, 1 fumble recovery and 1 interception on defense and catching 13 passes for 145 yards (11.2 avg.) with 1 TD on offense.

He had 50 tackles and 4 sacks, plus 4 receptions, as a 2004 sophomore. Current Trojan Robert Woods also prepped at Serra.

PERSONAL: He's a public policy, management and planning major at USC.


	TAC	LS/YDS	DFL	FR
2008 (Fr.)...	1	0.5/0	0	0
2009 (So.)...	14	2/5	0	0
CAREER.....	15	2.5/5	0	0

GAME-BY-GAME WITH DaJOHN HARRIS

2009				
	TAC	LS/YDS	DFL	FR
San Jose St.	2	1/4	0	0
Wash. St.	2	0/0	0	0
Notre Dame	1	0/0	0	0
Oregon St.	1	0/0	0	0
Oregon*	2	0/0	0	0
Arizona St.	1	1/1	0	0
Stanford	1	0/0	0	0
Arizona	4	0/0	0	0
2009 (So.)...	14	2/5	0	0

2008				
	TAC	LS/YDS	DFL	FR
Oregon	1	0.5/0	0	0
2008 (Fr.)...	1	0.5/0	0	0

2010 VETERAN BIOGRAPHIES



(4) TORIN HARRIS
Cornerback
6-1, 185, Fr.*/So.
Las Vegas, NV (Palo Verde HS)

2010: Harris will compete to start at cornerback as a redshirt freshman in 2010.

2009: Harris redshirted as a freshman cornerback in 2009, his first year at USC.

HIGH SCHOOL: His 2008 honors included **Super Prep All-Farwest, Prep Star All-West, Long Beach Press-Telegram Best of the Rest, Tacoma News Tribune Western 100 and All-State** as a senior defensive back and wide receiver at Palo Verde High in Las Vegas (Nev.). He had 53 tackles and 5 interceptions on defense, 60 receptions for 660 yards (11.0 avg.) with 11 TDs (plus 4 rushing TDs) on offense and returned 3 kickoffs for touchdowns in 2008.

As a junior in 2007, he made 35 tackles and returned 3 kickoffs for touchdowns as Palo Verde played in the Nevada state championship game.

PERSONAL: He's a public policy, management and planning major at USC.



(31) STANLEY HAVILI
Fullback
6-1, 225, Sr.*/Sr.
Salt Lake City, UT (Cottonwood HS)

CAREER: His 84 career receptions are the most ever by a USC fullback and rank 25th on the USC career pass catching list.

2010: The veteran Havili, an outstanding runner and receiver as well as blocker, looks to start for his fourth season at fullback as a senior in 2010.

2009: Havili started for his third season at fullback as a junior in 2009.

Overall in 2009 while appearing in 11 games (all but Oregon State and Oregon) and starting 10 times (all but Oregon State, Oregon, Arizona State), he ran for 138 yards on 21 carries (6.6 avg.) and caught 22 passes for 298 yards (13.5 avg.) with 2 TDs. He sprained his shoulder at Notre Dame and missed the Oregon State and Oregon games.

He ran for 10 yards on 2 carries and caught 3 passes for 26 yards against San Jose State, caught 2 passes for 24 yards at Ohio State, rushed for 59 yards on 6 carries and led USC with 4 receptions for 36 yards at Washington, ran for 11 yards on 2 carries and caught 3 passes for 46 yards against Washington State, had a 56-yard reception at California and had a 19-yard catch and 5-yard run at Notre Dame. He caught 2 passes for 8 yards against Stanford, had 14 yards on 3 carries against UCLA and ran for 37 yards on 5 carries against Arizona. He caught 6 passes for 83 yards (both career highs), with 53- and 5-yard TDs, ran for 2 yards on 2 carries and made a tackle against Boston College.

2008: Havili started for his second season at fullback as a sophomore in 2008. Overall while appearing in 12 games (he was academically ineligible for the Penn State game) and starting all but the UCLA and Penn State contests, he ran for 71 yards on 13 carries (5.5 avg.) and caught 24 passes for 324 yards (13.5 avg.) with 3 TDs.

At Virginia, he had a 5-yard run and a 14-yard catch, then he caught 5 passes for 49 yards, including a 35-yard TD, and added 9 yards on 2 carries against Ohio State. He had a 2-yard run at Oregon State, 10 yards on 2 carries and 9 yards on 2 receptions versus Oregon and 5 receptions for 60 yards and an 11-yard run at Washington State. He caught a team-best 5 passes for 67 yards, including a 30-yard TD that proved decisive, and also ran for 17 yards on 3 carries at Arizona. He had 13 yards on 2 carries against Washington, caught 3 passes for 27 yards and had a 4-yard run versus California and caught 2 passes for 59 yards (with a 50-yard TD) at Stanford. He caught a 39-yard pass against Notre Dame, but sprained both ankles (which limited his playing time the following game at UCLA).

2007: Havili, who showed great promise at fullback in 2006 before getting hurt, started all of his 2007 redshirt freshman season and had a good showing. Overall in 2007 while starting all 13 games, he gained 134 yards on 21 carries (6.4 avg.) with 2 TDs and caught 34 passes for 248 yards (7.3 avg.) with 5 TDs. He was a **2007 Phil Steele's All-Pac-10 honorable mention** pick.

He had a game-best 5 receptions for 22 yards (including a 3-yard score) against Idaho to become the first fullback to top Troy in catches since Charlie Landrigan did so in 2001 against Notre Dame. At Nebraska, he ran for 52 yards on 2 carries (including a 50-yarder on USC's opening play) with a 2-yard TD run and caught 3 passes for 22 yards with a 5-yard TD. He had a 1-yard scoring run and caught 2 passes for 16 yards against Washington State, then caught 1 pass for no yards at Washington. He caught 2 passes for 11 yards and had a 7-yard run versus Stanford. He gained 7 yards on 2 carries and 4 yards on 3 catches against Arizona. He ran for 31 yards on 6 carries and caught 3 passes for 18 yards (including a 5-yard TD) at Notre Dame. He ran for 10 yards on 3 carries and had another 10 yards on 3 receptions at Oregon. He had 1 catch for no yards against Oregon State, then caught a 5-yard TD pass at California. He caught 2 passes for 11 yards (with a 5-yard TD grab) and had a 2-yard rush at Arizona State. He caught 4 passes for 66 yards and ran for 9 yards on 2 carries against UCLA. He had 4 receptions for 63 yards and also a 5-yard run versus Illinois.

2006: Havili was off to a fast start as a freshman fullback in 2006, his first year at USC, but he broke his left leg at Arizona and was sidelined the rest of the year, allowing him to redshirt because of the early-season injury. He appeared in the first 3 games (on special teams against Nebraska and Arkansas, then starting at fullback at Arizona before getting hurt). Overall in 2006, he had 4 catches for 24 yards (6.0 avg.), all at Arizona. He and tailback Emmanuel Moody became the first USC true freshmen fullback/tailback combo to start a game together when they did so at Arizona.

HIGH SCHOOL: He earned **2005 Super Prep All-American, Prep Star All-American, Super Prep All-Midlands, Prep Star All-Midlands, Tacoma News-Tribune Western 100, All-State 4A first team and All-Utah Region 6 MVP** honors as a senior fullback at Cottonwood High in Salt Lake City (Ut.). He had 2,652 all-purpose yards (including 1,500 rushing yards and 1,000 receiving yards) and scored 32 TDs in 2005.

As a junior in 2004, he made **All-State first team and All-Region** as he rushed for 1,900 yards on 224 carries (8.5 avg.) with 23 TDs. Current Trojan John Martinez also prepped at Cottonwood.

PERSONAL: He's a public policy, management and planning major at USC.

STANLEY HAVILI ON: His size and speed: **"I think there is an advantage to not being the biggest fullback out there with my speed. Speed is the name of the game and if you can play this game fast but aren't the biggest guy out there, it will help you move around. I like being smaller and more agile."**

WHAT OTHERS SAY: USC head coach Lane Kiffin: **"He's a very unique fullback who can catch the ball, run, block and even play on the outside in formations. He has continued to expand his role. He's fun to have as you get to game planning. And I enjoy watching him in his leadership role."**

Former USC quarterback John David Booty: **"He adds a whole other dimension to the offense."**

	TCB	YDS	AVG	TD	LG	REC	YDS	AVG	TD	LG
2006 (Fr.)...	0	0	0.0	0	0	4	24	6.0	0	8
2007 (Fr.)...	21	134	6.4	2	50	34	248	7.3	5	35
2008 (So.)...	13	71	5.5	0	11	24	324	13.5	3	50
2009 (Jr.)...	21	138	6.6	0	38	22	298	13.5	2	56
CAREER.....	55	343	6.2	2	50	84	894	10.6	10	56

	TAC	LS/YDS	DFL	FR
2009 (Jr.)...	1	0/0	0	0

GAME-BY-GAME WITH STANLEY HAVILI

2009										
	TCB	YDS	AVG	TD	LG	REC	YDS	AVG	TD	LG
San Jose St.*	2	10	5.0	0	7	3	26	8.7	0	13
Ohio State*	0	0	0.0	0	0	2	24	12.0	0	19
Washington*	6	59	9.8	0	38	4	36	9.0	0	27
Wash. St.*	2	11	5.5	0	7	3	46	15.3	0	33
California*	0	0	0.0	0	0	1	56	56.0	0	56
Notre Dame*	1	5	5.0	0	5	1	19	19.0	0	19
Stanford*	0	0	0.0	0	0	2	8	4.0	0	4
UCLA*	3	14	4.7	0	11	0	0	0.0	0	0
Arizona*	5	37	7.4	0	14	0	0	0.0	0	0
Bost. Col. (EB)*	2	2	1.0	0	2	6	83	13.8	2	53
2009 (Jr.)...	21	138	6.6	0	38	22	298	13.5	2	56

2008										
	TCB	YDS	AVG	TD	LG	REC	YDS	AVG	TD	LG
Virginia*	1	5	5.0	0	5	1	14	14.0	0	14
Ohio State*	2	9	4.5	0	5	5	49	9.8	1	35
Oregon St.*	1	2	2.0	0	2	0	0	0.0	0	0
Oregon*	2	10	5.0	0	7	2	9	4.5	0	6
Wash. St.*	1	11	11.0	0	11	5	60	12.0	0	32
Arizona*	3	17	5.7	0	9	5	67	13.4	1	30
Washington*	2	13	6.5	0	8	0	0	0.0	0	0
California*	1	4	4.0	0	4	3	27	9.0	0	12
Stanford*	0	0	0.0	0	0	2	59	11.8	1	50
Notre Dame*	0	0	0.0	0	0	1	39	39.0	0	39
2008 (So.)...	13	71	5.5	0	11	24	324	13.5	3	50

2007										
	TCB	YDS	AVG	TD	LG	REC	YDS	AVG	TD	LG
Idaho*	1	10	10.0	0	10	5	22	4.4	1	9
Nebraska*	2	52	26.0	1	50	3	22	7.3	1	11
Wash. St.*	1	1	1.0	1	1	2	16	8.0	0	13
Washington*	0	0	0.0	0	0	1	0	0.0	0	0
Stanford*	1	7	7.0	0	7	2	11	5.5	0	8
Arizona*	2	7	3.5	0	4	3	4	1.3	0	3
Notre Dame*	6	31	5.2	0	11	3	18	6.0	1	11
Oregon*	4	10	2.5	0	3	3	10	3.3	0	5
Oregon St.*	0	0	0.0	0	0	1	0	0.0	0	0
California*	0	0	0.0	0	0	1	5	5.0	1	5
Arizona St.*	1	2	2.0	0	2	2	11	5.5	1	6
UCLA*	2	9	4.5	0	8	4	66	16.5	0	27
Illinois (RB)*	1	5	5.0	0	5	4	63	15.8	0	35
2007 (Fr.)...	21	134	6.4	2	50	34	248	7.3	5	35

2006					
	REC	YDS	AVG	TD	LG
Arizona*	4	24	6.0	0	8
2006 (Fr.)...	4	24	6.0	0	8

*Starter



(74) ZACK HEBERER
Offensive Guard
6-5, 295, Sr.* /Sr.
San Pedro, CA (San Pedro HS)

2010: The experienced Heberer will contend for a starting offensive guard job as a senior in 2010. He missed most of 2010 spring practice with an ankle injury.

2009: Heberer served as a backup at left offensive guard as a junior in 2009, but played primarily on special teams. Overall in 2009, he appeared in 8 games (he missed the Oregon, Arizona State, Stanford, UCLA and Arizona games with a sprained back).

2008: Heberer started USC's first 3 games (Virginia, Ohio State and Oregon State) at offensive right guard job as a sophomore in 2008, but then suffered turf toe at Oregon State and missed the next 3 games (Oregon, Arizona State and Washington State). When he returned, he appeared in the remaining 7 games as a backup guard and played on special teams.

2007: Heberer got his 2007 redshirt freshman season off to a promising start by starting 2 mid-season games (Stanford and Arizona) before separating his shoulder in the Arizona game and missing the next contest at Notre Dame. Overall, he appeared in 12 games, on special teams and as a backup guard in those other 10 games. He was named to the **2007 The Sporting News Pac-10 All-Freshman first team.**

2006: Heberer redshirted as a freshman offensive guard in 2006, his first year at USC.

HIGH SCHOOL: He made **2005 Super Prep All-American, Super Prep All-Farwest, Prep Star All-Western, Tacoma News-Tribune Western 100, Cal-Hi Sports All-State first team, All-L.A. City first team, Los Angeles Times All-Star, South Bay Daily Breeze All-South Bay first team, Long Beach Press-Telegram Dream Team first team and All-Marine League MVP** as a senior offensive and defensive lineman at San Pedro (Calif.) High. He had 56 tackles and 9 sacks in 2005.

As a junior in 2004, he made **All-L.A. City, South Bay Daily Breeze All-South Bay second team and All-Marine League first team.**

PERSONAL: He's a public policy, management and planning major at USC. He likes to surf and free dive.

	TAC	LS/YDS	DFL	FR
2007 (Fr.)...	1	0/0	0	0



(78) KHALED HOLMES
Offensive Guard
6-4, 300, So.* /Jr.
Santa Ana, CA (Mater Dei HS)

2010: Holmes will battle to start at offensive guard as a sophomore in 2010.

2009: Holmes was a backup offensive guard as a redshirt freshman in 2009. He appeared briefly in 3 games in 2009 (San Jose State, Washington State,

Arizona State).

2008: Holmes redshirted as a freshman offensive guard in 2008, his first year at USC.

HIGH SCHOOL: His 2007 honors included **Prep Star All-American, EA Sports All-American third team, ESPN 150, Super Prep All-Farwest, Prep Star All-West, Long Beach Press-Telegram Best in the West Best of the Rest, Tacoma News Tribune Western 100, Cal-Hi Sports All-State first team, All-CIF Pac-5 Division first team, Los Angeles Times All-Star, Orange County Register All-Orange County first team and All-Trinity League Co-Lineman of the Year** as a senior offensive lineman at Mater Dei High in Santa Ana (Calif.).

As a junior in 2006, he made **Cal-Hi Sports All-State second team, Cal-Hi Sports All-State Underclass first team, Los Angeles Times All-Star and All-Trinity League first team.**

He was named to the **2005 Cal-Hi Sports All-State Sophomore first team.** Current Trojans Matt Barkley and Robbie Boyer also prepped at Mater Dei.

PERSONAL: He is a communication major at USC with a B average (3.09 GPA). His father, Mike, lettered at defensive end at Michigan in 1974 and 1975. His brother, Alex, was a 4-year (2000-02, 2004) letterman tight end at USC who had 82 career receptions and was a member of USC's 2003 and 2004 national championship squad, and then played with the NFL's Miami Dolphins in 2005.



(23) SHANE HORTON
Linebacker
6-0, 220, Jr.* /Sr.
Chatsworth, CA (Notre Dame HS/ UNLV)

2010: Horton, who has valuable collegiate experience starting at linebacker and safety, will battle for key playing time at linebacker as a junior in 2010.

2009: After a year's layoff, Horton switched from strong safety to linebacker in 2009 fall camp and saw playing time on the weak side and on special teams as a sophomore in 2009. Overall in 2009 while appearing in all 13 games, he had 30 tackles, including 1.5 for losses, and 2 deflections. He even started 3 games at weakside linebacker (California, Arizona State, Stanford). He suffered a hip flexor injury early against Boston College and was sidelined the rest of the game.

He had a tackle and deflection against San Jose State, 6 tackles against Washington State, then 7 tackles (0.5 for a loss) at California while making his first career start. He had 2 tackles at Notre Dame, 4 tackles (1 for a loss) at Oregon, 6 tackles and a deflection at Arizona State, 3 tackles against Stanford and 1 tackle versus UCLA.

2008: Horton, who transferred to USC in the spring of 2008 from UNLV as a safety, sat out his 2008 sophomore season because of NCAA transfer rules.

UNLV: Horton started 6 games at safety at UNLV as a first-year freshman in 2007. Overall in 2007 while appearing in all 12 of UNLV's games, he had 35 tackles, 1 sack, 1 deflection and 1 interception. He had 8 tackles (with a sack) at New Mexico and 5 stops against both Wisconsin and BYU. He returned an interception 26 yards at Wyoming.

HIGH SCHOOL: He prepped at Notre Dame High in Sherman Oaks (Calif.), where his 2006 honors included **Super Prep All-Farwest, Prep Star All-West, Cal-Hi Sports All-State third team, All-CIF Pac-5 Division first team, Los Angeles Daily News All-Area first team and All-Serra League MVP** as a senior defensive back, quarterback and wide receiver. He completed 27-of-53 (50.9%) passes for 473 yards with 8 TDs and 2 interceptions, ran for 636 yards on 48 carries (13.3 avg.) with 7 TDs, caught 36 passes for 635 yards (17.6 avg.) with 7 TDs and had 2 interceptions in 2006.

He was injured for part of his 2005 junior season. Current Trojan Wes Horton also prepped at Notre Dame.

PERSONAL: He's a sociology major at USC. His father, Myke, lettered 2 years (1973-74) as an offensive tackle at UCLA, was drafted by the New England Patriots in 1975, played professionally in the USFL (with Washington and Memphis) and the CFL (with Calgary), then was one of the original members of the syndicated TV show "American Gladiators" (he was Gemini from 1989 to 1992). His mother, Julie, played tennis at South Alabama. His brother, Wes, is a sophomore defensive end at USC. His sister, Taylor, is a sophomore on Fresno State's women's volleyball team.

SHANE HORTON ON: Playing on the same team with his brother, Wes: **"It's stuff you dream about. Being able to play at home and being able to play with my brother, I'm living the dream. And I cherish every moment...I remember we were huddled up in a TV timeout (in the 2009 Washington State game) and I was tapping Wes, saying, 'Wes! Wes!' and he had barely even noticed I was out there with him. He looked back and said, 'This is it!...We line up on the same side every time just based on our positions, so there are a few plays where I get to tap him on the butt and tell him to go left or go right. So it's cool. I give him a little tap and he knows it's me every time...That's why I transferred to USC, just to be with him. It felt like something was missing. We're attached at the hip. That's my best friend. We're going to stay together as long as we can...The only time we do argue and bicker is in video games. I guess it comes down to competition."**

	TAC	LS/YDS	DFL	FR	INT	YDS	AVG	TD	LG
2007 (Fr.)#...	35	1/4	1	0	1	26	26.0	0	26
2009 (So.)%...	30	1.5/3	2	0	0	0	0.0	0	0
#At UNLV									
%At USC									

GAME-BY-GAME WITH SHANE HORTON

2009%

	TAC	LS/YDS	DFL	FR
San Jose St.	1	0/0	1	0
Wash. St.	6	0/0	0	0
California*	7	0.5/1	0	0
Notre Dame	2	0/0	0	0
Oregon	4	1/2	0	0
Arizona St.*	6	0/0	1	0
Stanford*	3	0/0	0	0
UCLA	1	0/0	0	0
2009 (So.)...	30	1.5/3	2	0

2007#

	TAC	LS/YDS	DFL	FR	INT	YDS	AVG	TD	LG
at Utah State	1	0/0	0	0	0	0	0.0	0	0
Wisconsin	5	0/0	0	0	0	0	0.0	0	0
Hawaii*	0	0/0	1	0	0	0	0.0	0	0
Utah*	4	0/0	0	0	0	0	0.0	0	0
BYU	5	0/0	0	0	0	0	0.0	0	0
Colorado St.*	3	0/0	0	0	0	0	0.0	0	0
at Wyoming	3	0/0	0	0	1	26	26.0	0	26
San Diego St.*	3	0/0	0	0	0	0	0.0	0	0
at TCU*	3	0/0	0	0	0	0	0.0	0	0
at New Mex.*	8	1/4	0	0	0	0	0.0	0	0
2007 (Fr.)#...	35	1/4	1	0	1	26	26.0	0	26

*Starter
 #At UNLV
 %At USC

2010 VETERAN BIOGRAPHIES



(96) WES HORTON Defensive End 6-5, 260, So.*/Jr. Chatsworth, CA (Notre Dame HS)

2010: After starting most of 2009 at defensive end, Horton will compete to regain his starting role there as a sophomore in 2010.

2009: Horton started USC's first 9 games of 2009 at defensive end as a redshirt freshman and performed solidly. Overall in 2009 while appearing in all 13 games, he had 20 tackles, including 0.5 for a loss, plus 1 fumble recovery and 1 deflection.

He had 2 tackles (0.5 for a loss) and a fumble recovery against San Jose State, then 1 tackle each against Ohio State, Washington, Washington State and California. He had 3 tackles (with a sack) at Notre Dame, 2 tackles against Oregon State and 1 stop at Oregon. He had 6 tackles and a deflection at Arizona State, then 2 tackles against Stanford and UCLA and 1 tackle versus Arizona.

2008: Horton redshirted as a freshman defensive end in 2008, his first year at USC.

HIGH SCHOOL: His 2007 honors included **Prep Star All-American, Super Prep All-Farwest, Prep Star All-West, Long Beach Press-Telegram Best in the West Best of the Rest, All-CIF Pac-5 Division first team and Los Angeles Daily News All-Area second team** as a senior defensive lineman at Notre Dame High in Sherman Oaks (Calif.). He had 61 tackles and 8 sacks in 2007.

As a junior in 2006, he made **Cal-Hi Sports All-State Underclass second team, Los Angeles Daily News All-Area first team and All-Serra League first team** while getting 91 tackles and 13 sacks. Current Trojan Shane Horton also prepped at Notre Dame.

PERSONAL: He's a human performance major at USC. His father, Myke, lettered 2 years (1973-74) as an offensive tackle at UCLA, was drafted by the New England Patriots in 1975, played professionally in the USFL (with Washington and Memphis) and the CFL (with Calgary), then was one of the original members of the syndicated TV show "American Gladiators" (he was Gemini from 1989 to 1992). His mother, Julie, played tennis at South Alabama. His brother, Shane, is a junior linebacker at USC (who transferred to Troy after playing at UNLV in 2007). His sister, Taylor, is a sophomore on Fresno State's women's volleyball team.

	TAC	LS/YDS	DFL	FR
2009 (Fr.)...	23	1.5/8	1	1

GAME-BY-GAME WITH WES HORTON

2009

	TAC	LS/YDS	DFL	FR
San Jose St.*	2	0.5/1	0	1
Ohio State*	1	0/0	0	0
Washington*	1	0/0	0	0
Wash. St.*	1	0/0	0	0
California*	1	0/0	0	0
Notre Dame*	3	1/7	0	0
Oregon St.*	2	0/0	0	0
Oregon *	1	0/0	0	0
Arizona St.*	6	0/0	1	0
Stanford	2	0/0	0	0
UCLA	2	0/0	0	0
Arizona	1	0/0	0	0
2009 (Fr.)...	23	1.5/8	1	1

*Starter



(97) MALIK JACKSON Defensive End 6-5, 245, Jr./Jr. Northridge, CA (Birmingham HS)

2010: Jackson will compete for key playing time at defensive end as a junior in 2010.

2009: Jackson was an often-used backup defensive end as a sophomore in 2009, playing primarily in pass rushing situations. Overall in 2009

while appearing in all 13 games, he had 18 tackles, including 3.5 sacks, plus 1 forced fumble and 2 deflections.

He had 2 tackles at Ohio State, 3 stops (with a sack) against Washington State, 2 tackles (0.5 sack) at California, 1 tackle at Notre Dame and 1 sack with a deflection against Oregon State. He had 2 tackles (with a sack), a forced fumble and a deflection at Arizona State, then 3 tackles versus UCLA, 1 stop against Arizona and 3 tackles against Boston College.

2008: Jackson served as a backup defensive end as a first-year freshman in 2008. Overall in 2008, he appeared in 8 games (all but Oregon State, Arizona, California, UCLA and Penn State) and had 4 tackles, including 2 sacks for minus 8 yards, plus he had a deflection and forced a fumble. He had 2 tackles (with a sack) and a forced fumble (which USC recovered and it led to a TD) at Virginia.

HIGH SCHOOL: His 2007 honors included **Super Prep All-Farwest, Prep Star All-West, Long Beach Press-Telegram Best in the West Best of the Rest, Cal-Hi Sports All-State first team, All-L.A. City Co-Defensive**

MVP (with his twin, Marquis), Los Angeles Times All-Star, Los Angeles Daily News All-Area Co-Defensive MVP (with his twin, Marquis) and All-West Valley League Co-Defensive MVP (with his twin, Marquis) as a senior defensive lineman at Birmingham High in Van Nuys (Calif.). He had 103 tackles, 14.5 sacks, 1 interception and 1 fumble recovery in 2007.

As a junior in 2006, he made **All-L.A. City first team and Daily News All-Area second team** while getting 10.5 sacks. Birmingham won the 2006 L.A. City title. Current Trojan De'Von Flournoy also prepped at Birmingham.

PERSONAL: He's a sociology major at USC. His twin brother, Marquis, is a sophomore defensive end at Texas Southern.

	TAC	LS/YDS	DFL	FR
2008 (Fr.)...	4	2/8	1	0
2009 (So.)...	18	3.5/22	3	0
CAREER.....	22	5.5/30	4	0

GAME-BY-GAME WITH MALIK JACKSON

2009

	TAC	LS/YDS	DFL	FR
Ohio State	2	0/0	0	0
Washington	0	0/0	1	0
Wash. St.	3	1/5	0	0
California	2	0.5/3	0	0
Notre Dame	1	0/0	0	0
Oregon St.	1	1/8	1	0
Arizona St.	2	1/6	1	0
UCLA	3	0/0	0	0
Arizona	1	0/0	0	0
Bost. Col. (EB)	3	0/0	0	0
2009 (So.)...	15	3.5/22	3	0

2008

	TAC	LS/YDS	DFL	FR
Virginia	2	1/5	0	0
Oregon	1	1/3	0	0
Stanford	1	0/0	0	0
Notre Dame	0	0/0	1	0
2008 (Fr.)...	4	2/8	1	0



(83) RONALD JOHNSON Wide Receiver 6-0, 185, Sr./Sr. Muskegon, MI (Muskegon HS)

CAREER: He ranks fifth on USC's career kickoff return chart (1,264 yards). His 12 touchdown receptions average 26.3 yards each (315 total yards).

2010: Johnson, a speedy deep receiving threat and dangerous kickoff returner, will look to continue to make a big impact as a wide receiver and returner as a senior in 2010. He missed some of 2010 spring practice because of elbow and wrist injuries.

2009: Johnson missed USC's first 5 games after breaking his left collarbone in 2009 fall camp, but made an impact when healthy as a junior wide receiver and kickoff returner in 2009. Overall while appearing in USC's last 8 games, and starting 5 times (Oregon, Arizona State, UCLA, Arizona, Boston College), he was second on USC with 34 receptions for 378 yards (11.1 avg.) with 3 TDs, plus had a 4-yard rush and returned 13 kickoffs for 264 yards (20.3 avg.).

At Notre Dame in his first action of 2009, he had a 13-yard reception. He then had 6 catches for 99 yards, including stretching out for a 22-yard TD, against Oregon State. He added 3 catches for 28 yards (with a 3-yard score) at Oregon. He had a 13-yard catch at Arizona State, then had a game-high and personal-best 7 catches for 69 yards against Stanford and returned 4 kickoffs for 76 yards. He had 5 catches for 48 yards and returned a kickoff 16 yards versus UCLA and had 5 receptions for 50 yards (with a 16-yard TD) and returned 3 kickoffs for 59 yards against Arizona. He caught 6 passes for 58 yards against Boston College.

2008: Johnson again was a key factor in the wide receiver rotation as a sophomore in 2008. He also returned kickoffs. Overall in 2008 while appearing in all 13 games and starting twice (versus California and Stanford), he had 33 receptions for 570 yards (17.3 avg.) with 8 TDs, plus he returned 14 kickoffs for 380 yards (27.1 avg.), ran 6 times on reverses for 32 yards (5.3 avg.), was 0-of-1 passing and made 3 tackles.

He had 3 catches for 78 yards (with a 49-yard TD) and returned 2 kickoffs for 25 yards for 103 all-purpose yards at Virginia. At Oregon State, he had 3 catches for 44 yards (with a 26-yard TD) and returned 3 kickoffs for 76 yards. He had 2 catches for 78 yards (with a 63-yard TD) along with an 18-yard kickoff return and a 14-yard rush on an end-around against Oregon. He made 3 receptions for 71 yards against Arizona State. He caught 5 passes for 94 yards with 2 TDs at Washington State. He had a 9-yard catch, a 26-yard kickoff return and a tackle at Arizona. He added 4 receptions for 25 yards, a 13-yard run on a reverse and a 43-yard kickoff return against Washington. He had a 6-yard TD catch against California. At Stanford, he had 2 kickoff returns for 125 yards (75 and 50 yards), a 7-yard run on a reverse, a 2-yard reception and threw an incomplete pass. He had 2 catches for 24 yards, returned a kickoff 9 yards and gained no yards on a reverse against Notre Dame. He added 4 grabs for 57 yards at UCLA. He had 4 catches for 82 yards (including TDs of 19 and 45 yards) against Penn State, plus returned a kickoff 13 yards and ran a reverse for minus 7 yards.

2007: Johnson served as an often-used backup wide receiver and was USC's top kickoff returner as a first-year freshman in 2007. Overall in 2007 while appearing in all 13 games, he caught 7 passes for 110 yards (15.7 avg.) with 1 touchdown, ran 4 reverses for 27 yards (6.8 avg.), had a team-best 25 kickoff returns for 620 yards (24.8 avg.) and made 2 tackles. He even started the Washington game (at flanker).

He had a 4-yard reverse run against Idaho, then caught a 4-yard pass at Nebraska and had 2 receptions and a tackle against Washington State. He returned 3 kickoffs for 65 yards at Washington, then had a 47-yard TD catch, an 8-yard run off a reverse and 3 kickoff returns for 61 yards against Stanford. He had 3 kickoff returns for 73 yards and a 6-yard run on a reverse against Arizona, then had a 37-yard kickoff return at Notre Dame and returned 4 kickoffs for 96 yards and had a tackle at Oregon. He returned a kickoff 41 yards against Oregon State, then returned 4 kickoffs for 102 yards (including a 35-yarder out to the 50 to set up a USC TD and a 41-yarder) at California. He had a 33-yard catch and 3 kickoff returns for 94 yards (including a 49-yarder to open the game) at Arizona State and returned a kickoff 17 yards against UCLA. He caught 2 passes for 15 yards and had 2 kickoff returns for 34 yards against Illinois.

HIGH SCHOOL: His 2006 honors included EA Sports All-American first team, Super Prep All-American, Prep Star All-American, Scout.com All-American, Super Prep Elite 50, Prep Star 100, Rivals.com 100, Super Prep All-Farwest, Prep Star All-Midwest, Scout.com All-Midwest and Detroit Free Press Fab 50 as a senior at Muskegon (Mich.) High. He had 3 interceptions as a cornerback and 1,600 all-purpose yards as a wide receiver on offense in 2006, including 700 receiving yards on 26 catches (26.9 avg.) with 7 TDs and 347 rushing yards on 30 carries (11.6 avg.) with 4 TDs, 180 yards on 7 kickoff returns (25.7 avg.) and 218 yards on 11 punt returns (19.8 avg.). Muskegon went 14-0 and won the 2006 state championship.

As a junior in 2005, he appeared in just 3 games before suffering torn knee ligaments.

Muskegon also went 14-0 and won the state title in his 2004 sophomore season.

PERSONAL: He's a sociology major at USC.

RONALD JOHNSON ON: His mentality on offense: "Every time I am out there on offense, I feel like I am going to have a big play."

Returning kickoffs: "I just visualize where I think I can end up with it. The defenders are coming at you so fast, you have to take your time...My first thought is to hold onto the ball. I am also thinking about getting up field, make guys miss and then I imagine myself in the end zone...Following your lead blocker is key. Then, when you see a crease, hit it quick before it closes. You have to get what you can get first. And then, if you can break, break."

On going from Muskegon to Los Angeles. "Muskegon is a small down and we rarely get anybody going Division I. For USC to come out and see me and then get me was good, not only for me but for our town and the talent we have. I tell a lot of young people back home, 'If I can do it, you can do it.'...I try not to get overwhelmed by the position I'm in being at USC. I know it can get taken like that. Sometimes I'm like, 'Whoa, I'm here at USC, playing football on scholarship.' But then I say to myself, 'Make sure you go to class, do what you have to do and take care of everything on the football field.' I'm just grasping the opportunity that I have."

	REC	YDS	AVG	TD	LG	TCB	YDS	AVG	TD	LG
2007 (Fr.)...	7	110	15.7	1	47	4	27	6.8	0	9
2008 (So.)...	33	570	17.3	8	63	6	32	5.3	0	14
2009 (Jr.)...	34	378	11.1	3	38	1	4	4.0	0	4
CAREER.....	74	1058	14.3	12	63	11	63	5.7	0	14

	KOR	YDS	AVG	TD	LG	TAC	LS/YDS	DFL	FR
2007 (Fr.)...	25	620	24.8	0	49	2	0/0	0	0
2008 (So.)...	14	380	27.1	0	75	3	0/0	0	0
2009 (Jr.)...	13	264	20.3	0	30	0	0/0	0	0
CAREER.....	52	1264	24.3	0	75	5	0/0	0	0

	PA	PC	PI	PCT	YDS	TD	LG
2008 (So.)...	1	0	0	.000	0	0	0

GAME-BY-GAME WITH RONALD JOHNSON

2009

	REC	YDS	AVG	TD	LG	TCB	YDS	AVG	TD	LG
Notre Dame	1	13	13.0	0	13	0	0	0.0	0	0
Oregon St.	6	99	16.5	1	38	0	0	0.0	0	0
Oregon*	3	28	9.3	1	15	0	0	0.0	0	0
Arizona St.*	1	13	13.0	0	13	1	4	4.0	0	4
Stanford	7	69	9.9	0	18	0	0	0.0	0	0
UCLA*	5	48	9.6	0	20	0	0	0.0	0	0
Arizona*	5	50	10.0	1	16	0	0	0.0	0	0
Bost. Col. (EB)*	6	58	9.7	0	20	0	0	0.0	0	0
2009 (Jr.)...	34	378	11.1	3	38	1	4	4.0	0	4

	KOR	YDS	AVG	TD	LG
Oregon*	5	113	22.6	0	30
Stanford	4	76	19.0	0	28
UCLA*	1	16	16.0	0	16
Arizona*	3	59	19.7	0	26
2009 (Jr.)...	13	264	20.3	0	30

2008

	REC	YDS	AVG	TD	LG	TCB	YDS	AVG	TD	LG
Virginia	3	78	26.0	1	49	0	0	0.0	0	0
Oregon St.	3	44	14.7	1	26	0	0	0.0	0	0
Oregon	2	78	39.0	1	63	1	14	14.0	0	14
Arizona St.	3	71	23.6	0	34	0	0	0.0	0	0
Wash. St.	5	94	18.4	2	35	1	5	5.0	0	5
Arizona	1	9	9.0	0	9	0	0	0.0	0	0
Washington	4	25	6.3	0	9	1	13	13.0	0	13
California*	1	6	6.0	1	6	0	0	0.0	0	0
Stanford*	1	2	2.0	0	2	1	7	7.0	0	7
Notre Dame	2	24	12.0	0	20	1	0	0.0	0	0
UCLA	4	57	14.3	0	23	0	0	0.0	0	0
Penn St. (RB)	4	82	20.5	2	45	1	-7	-7.0	0	-7
2008 (So.)...	33	570	17.3	8	63	6	32	5.3	0	14

KOR

	YDS	AVG	TD	LG
Virginia	25	12.5	0	18
Oregon St.	3	76	25.3	0
Oregon	1	18	18.0	0
Arizona	1	26	26.0	0
Washington	1	43	43.0	0
Stanford*	2	125	62.5	0
Notre Dame	1	9	9.0	0
UCLA	2	45	22.5	0
Penn St. (RB)	1	13	13.0	0
2008 (So.)...	14	380	27.1	0


2007

	REC	YDS	AVG	TD	LG	TCB	YDS	AVG	TD	LG
Idaho	0	0	0.0	0	0	1	4	4.0	0	4
Nebraska	1	4	4.0	0	4	0	0	0.0	0	0
Wash. St.	2	11	5.5	0	7	0	0	0.0	0	0
Washington*	0	0	0.0	0	0	1	9	9.0	0	0
Stanford	1	47	47.0	1	47	1	8	8.0	0	0
Arizona	0	0	0.0	0	0	1	6	6.0	0	0
Arizona St.	1	33	33.0	0	33	0	0	0.0	0	0
Illinois (RB)	2	15	7.5	0	15	0	0	0.0	0	0
2007 (Fr.)...	7	110	15.7	1	47	4	27	6.8	0	9

KOR

	YDS	AVG	TD	LG
Washington*	3	65	21.7	0
Stanford	3	61	20.3	0
Arizona	3	73	24.3	0
Notre Dame	1	37	37.0	0
Oregon	4	96	24.0	0
Oregon St.	1	41	41.0	0
California	4	102	25.5	0
Arizona St.	3	94	31.3	0
UCLA	1	17	17.0	0
Illinois (RB)	2	34	17.0	0
2007 (Fr.)...	25	620	24.8	0

*Starter



(27) MARSHALL JONES
Safety
5-11, 185, Jr.*/Sr.
Agoura Hills, CA (Oaks Christian HS)

2010: Jones will compete to get into the playing rotation at safety as a junior in 2010. He was moved back to safety, the position he played during his first 2 years at USC, from cornerback prior to 2010 spring practice. He missed most of 2010 spring drills after re-injuring his neck.

2009: Jones was moved from safety to cornerback in 2009 spring drills and served as a backup there, as well as a key special teamer, as a junior in 2009. But he sprained his neck in USC's fourth game (against Washington State) and was sidelined the last 9 games. Overall in 2009 while appearing in the first 4 games, he had 4 tackles. He had 3 stops against San Jose State and 1 at Ohio State. Because of the early-season injury, he was allowed to redshirt.

2008: Jones was a backup free safety and played on special teams as a sophomore in 2008. Overall in 2008 while appearing in all 13 games, he made 6 tackles.

2007: Jones saw brief action in 4 games (Washington State, Washington, Notre Dame and Arizona State) as a backup safety as a first-year freshman in 2007. He had 1 deflection (against Washington State).

HIGH SCHOOL: His 2006 honors included Super Prep All-American, Prep Star All-American, Super Prep Elite 50, Prep Star 100, Rivals.com 100, Super Prep All-Farwest, Prep Star All-West, Scout.com All-West, Long Beach Press-Telegram Best in the West first team, Orange County Register Fab 15 first team, Tacoma News-Tribune Western 100, Cal-Hi Sports All-State first team, Cal-Hi Sports All-State Medium Schools first team, All-CIF Northwest Division first team, Los Angeles Times All-Star first team and Los Angeles Daily News All-Area first team as a senior defensive back and running back at Oaks Christian High in Westlake Village (Calif.). He made 96 tackles, 2 sacks and 6 interceptions (returned 2 for TDs) on defense and had 696 yards on 87 carries (8.0 avg.) with 10 TDs and caught 22 passes for 297 yards (13.5 avg.) with 4 TDs in 2006. Oaks Christian went 15-0 and won the 2006 CIF Northwest Division and California state Division III championships (winning 46 consecutive games).

As a junior in 2005, he made the Cal-Hi Sports All-State Small Schools first team, Cal-Hi Sports All-State Underclass first team, All-CIF Southern Section first team, All-CIF Division XI Co-Defensive MVP and Los Angeles Daily News All-Area second team. He had 71 tackles, 5 interceptions and 1 fumble recovery, plus ran for 486 yards on 47 carries (10.3 avg.) with 10 TDs and had 23 receptions for 407 yards (17.7 avg.) with 3 TDs in 2005.

2010 VETERAN BIOGRAPHIES

He was named to the **All-CIF Division XI first team and Los Angeles Daily News All-Area Small Schools first team** as a 2004 sophomore.

He had 40 tackles and 10 interceptions in his 2003 freshman and 2004 sophomore seasons.

In 2010, he was named to the **Ventura County Star Small Schools All-Decade first team**.

He also sprinted for Oaks Christian's track team, with a best of 10.6 in the 100 meters and he placed fifth at the 2007 CIF Division IV meet in the 110-meter high hurdles in 15.69. Current Trojan Marc Tyler also prepped at Oaks Christian.

PERSONAL: He's a public policy, management and planning major at USC. His brother, Malcolm, is a freshman running back at UCLA.

	TAC	LS/YDS	DFL	FR
2007 (Fr.)...	0	0/0	1	0
2008 (So.)...	6	0/0	0	0
2009 (Jr.)...	4	0/0	0	0
CAREER.....	10	0/0	1	0

GAME-BY-GAME WITH MARSHALL JONES

2009

	TAC	LS/YDS	DFL	FR
San Jose St.	3	0/0	0	0
Ohio State	1	0/0	0	0
2009 (Jr.)...	4	0/0	0	0

2008

	TAC	LS/YDS	DFL	FR
Virginia	1	0/0	0	0
Oregon St.	1	0/0	0	0
Wash. St.	1	0/0	0	0
Washington	1	0/0	0	0
Notre Dame	1	0/0	0	0
UCLA	1	0/0	0	0
2008 (So.)...	6	0/0	0	0

2007

	TAC	LS/YDS	DFL	FR
Wash. St.	0	0/0	1	0
2007 (Fr.)...	0	0/0	1	0



(75) MATT KALIL Offensive Tackle 6-7, 295, So.*/Jr. Corona, CA (Servite)

2010: Kalil, whose father and brother played college and pro football, will likely start at left offensive tackle as a sophomore in 2010.

2009: Kalil served as a backup right offensive tackle as a redshirt freshman in 2009, but played primarily on special teams. He started against Boston College and performed well, and saw limited action in 11 other games in 2009 (all but Arizona State).

2008: Kalil redshirted as a freshman offensive tackle in 2008, his first year at USC. He was sidelined for a few weeks during the season with a sprained knee.


HIGH SCHOOL: His 2007 honors included **Parade All-American, Super Prep All-American, Prep Star All-American, EA Sports All-American first team, USA Today All-USA second team, Scout.com All-American second team, ESPN 150, Super Prep Elite 50, Prep Star Dream Team, Super Prep All-Farwest, Prep Star All-West, Long Beach Press-Telegram Best in the West first team, Orange County Register Fab 15, Tacoma News Tribune Western 100, Cal-Hi Sports All-State first team, All-CIF Pac-5 Division first team, Los Angeles Times All-Star, Orange County Register All-Orange County first team and All-Trinity League Co-Lineman of the Year** as a senior offensive and defensive lineman at Servite High in Anaheim (Calif.).

As a junior in 2006, he made **Cal-Hi Sports All-State first team, Cal-Hi Sports All-State Underclass first team, All-CIF Pac-5 Division first team, Los Angeles Times All-Star and All-Trinity League Co-Lineman of the Year**.

He made the 2005 **Cal-Hi Sports All-State Sophomore first team**. Current Trojans Chris Galippo and D.J. Shoemate also prepped at Servite.

PERSONAL: He's a sociology major at USC. His father, Frank, was a center at Arkansas (1978) and Arizona (1980-81-82), then was drafted by the Buffalo Bills in 1982 before playing for the USFL's Arizona Wranglers in 1983 and Houston Gamblers in 1984. His brother, Ryan, lettered 4 years (2003-06) at center for USC, where he earned All-American honors and was the Pac-10 Morris Trophy winner in 2006 (he was a member of USC's 2003 and 2004 national championship squads), and now plays with the NFL's Carolina Panthers.

WHAT OTHERS SAY: USC head coach Lane Kiffin: "He could potentially be a premier left tackle some day."



(42) DEVON KENNARD Linebacker 6-3, 250, So./So. Phoenix, AZ (Desert Vista HS)

2010: After a precocious showing in 2009 at end and then linebacker, Kennard hopes to pick up where he left off from his linebacker spot as a sophomore in 2010. He had surgery on his left thumb prior to 2010 spring practice.

2009: Kennard began his 2009 first-year freshman season as a backup defensive end, but by midseason was seeing key action primarily in pass rushing situations (he even started there at Arizona State). He then was moved to strongside linebacker for USC's final 4 games and started those contests. Overall in 2009 while appearing in all 12 games (starting 5 times), he had 34 tackles, including 2 for losses, plus 3 deflections, 1 fumble recovery and 1 forced fumble. He made the **2009 ESPN.com Pac-10 All-Freshman first team and Sporting News Pac-10 All-Freshman first team**. He won **USC's John McKay Award**.

He had 5 tackles (1.5 for a loss) against San Jose State, then 1 tackle at Ohio State and 3 tackles (0.5 for a loss) while forcing and recovering a fumble that led to a USC TD against Washington State. He added 1 tackle at Notre Dame, a deflection against Oregon State and 2 tackles at Oregon and Arizona State. He then started at strongside linebacker, getting 4 tackles against Stanford, 6 tackles and a deflection against UCLA and 8 tackles against Arizona. He had 2 tackles and a deflection against Boston College.

HIGH SCHOOL: His 2008 honors included **Super Prep All-American, Prep Star All-American, USA Today All-USA second team, ESPN 150, Super Prep Elite 50, Prep Star Dream Team, Sporting News Top 100, Super Prep All-Farwest, Prep Star All-West, Long Beach Press-Telegram Best in the West first team, Orange County Register Fab 15 first team and Tacoma News Tribune Western 100** as a senior defensive end at Desert Vista High in Phoenix (Ariz.). He played in only 3 early games in 2008 before tearing knee ligaments, which sidelined him the rest of the season.

As a junior in 2007, he made **Rivals.com Junior All-American first team** as he had 111 tackles and 24 sacks. Desert Vista played in the 2007 Arizona state 5-A championship game.

As a sophomore in 2006, he made **All-Region** while making 81 tackles and 7 sacks.

PERSONAL: He's a communication major at USC with a B+ average (3.37 GPA). His father, Derek, was an All-American offensive lineman at Nevada (lettering from 1981 to 1983) who then played 2 years in the USFL (1984-85 with the Los Angeles Express) and 11 seasons in the NFL (1986-90 with the St. Louis/Phoenix Cardinals, 1991-93 with the New Orleans Saints and 1994-96 with the Dallas Cowboys), including on the 1995 Cowboys' team that won the Super Bowl. His brother, Derek Jr., was a 4-year (2000-03) football letterman at Nevada.

	TAC	LS/YDS	DFL	FR
2009 (Fr.)...	34	2/4	3	1

GAME-BY-GAME WITH DEVON KENNARD

2009

	TAC	LS/YDS	DFL	FR
San Jose St.	5	1.5/3	0	0
Ohio State	1	0/0	0	0
Wash. St.	3	0.5/1	0	1
Notre Dame	1	0/0	0	0
Oregon St.	0	0/0	1	0
Oregon	2	0/0	0	0
Arizona St.*	2	0/0	0	0
Stanford*	4	0/0	0	0
UCLA*	6	0/0	1	0
Arizona*	8	0/0	0	0
Bost. Col. (EB)*	2	0/0	1	0
2009 (Fr.)...	34	2/4	3	1

*Starter



(68) BUTCH LEWIS Offensive Guard 6-5, 295, Sr.*/Sr. Denver, CO (Regis Jesuit HS)

2010: The steady, experienced Lewis, who has started at both offensive guard and tackle, will look to remain in the starting lineup at guard as a senior in 2010. He missed most of 2010 spring practice because of a thigh injury.

2009: Lewis started 8 games at offensive guard (San Jose State, Oregon State, Oregon, Arizona State, Stanford, UCLA at left guard and Arizona and Boston College at right guard) as a junior in 2009. He also worked some at tackle again. He appeared in all 13 games in 2009, including on special teams. He made **2009 All-Pac-10 honorable mention**.

2008: Lewis started USC's first 5 games (Virginia, Ohio State, Oregon State, Oregon, Arizona State) at right offensive tackle as a sophomore in 2008, missed the next game (Washington State) because he was sick, then was the backup in the next 5 contests (Arizona, Washington, California, Stanford, Notre Dame) before returning to the starting lineup versus UCLA and Penn State. He also appeared on special teams. He had arthroscopic surgery on his ankle prior to 2008 spring practice and was limited in spring drills.

2007: Lewis was a key backup offensive tackle and played on special teams as a redshirt freshman in 2007. He appeared in 10 games (all but Idaho, Washington and Stanford) and even started 3 mid-season games (Notre Dame, Oregon State and California). He was named to the **2007 The Sporting News Freshman All-American second team, Collegefootballnews.com Freshman All-American honorable mention and The Sporting News Pac-10 All-Freshman first team.** He sprained his ankle prior to the Washington game and was sidelined for 2 games (Washington and Stanford).

2006: Lewis redshirted as a freshman offensive tackle in 2006, his first year at USC. He was switched to offense in 2006 fall camp after coming to USC as a defensive tackle.

HIGH SCHOOL: He was a **2005 Parade All-American, Super Prep Elite 50, Prep Star Dream Team, ESPN 150, Super Prep All-American, Prep Star All-American, USA Today All-USA second team, EA Sports All-American second team, Super Prep All-Midlands, Prep Star All-Midlands, Long Beach Press-Telegram Best in the West first team, Orange County Register Fab 15 first team, Tacoma News-Tribune Western 100, All-State and All-Conference** selection as a senior defensive and offensive lineman at Regis Jesuit High in Aurora (Colo.). He had 65 tackles and 7 sacks in 2005.

As a junior in 2004, he made **All-State second team** while getting 10 sacks. He was a 3-year varsity starter in football.

He also played basketball at Regis Jesuit, averaging 15 points a game.

PERSONAL: He's a public policy, management and planning major at USC. His real first name is Wendell.

WHAT OTHERS SAY: USC head coach Lane Kiffin: **"But is very unique in that not only has he played guard and tackle, but he's played on both sides. He's a guy who you can move around and who understands the system really well."**

	TAC	LS/YDS	DFL	FR
2008 (So.)...	1	0/0	0	0



(59) JOHN MARTINEZ
Offensive Guard
6-2, 290, Fr.*/So.
Murray, UT (Cottonwood HS)

2010: Martinez, who was moved to offensive guard from center prior to 2010 spring practice, will compete to get into the playing rotation there as a redshirt freshman in 2010.


2009: Martinez redshirted as a freshman center

in 2009, his first year at USC.

HIGH SCHOOL: His 2008 honors included **Super Prep All-American, Prep Star All-American, ESPN 150, Prep Star Dream Team, Sporting News Top 100, Super Prep All-Midlands. Prep Star All-Midlands, Long Beach Press-Telegram Best in the West honorable mention, Orange County Register Fab 15 first team and Tacoma News Tribune Western 100** as a senior offensive lineman at Cottonwood High in Salt Lake City (Utah).

As a junior in 2007, he made **Rivals.com Junior All-American first team and All-State 4A first team.** Current Trojan Stanley Havili also prepped at Cottonwood.

PERSONAL: His cousins, Henry (1994-95), Jeff (1994-96), Doug (1998-2001) and Jason (2000-03) Kaufusi all played football at Utah, with Doug (offensive lineman) and Jason (defensive lineman) earning All-Conference honors and Doug later playing in the NFL and CFL, and cousins Steve (1985-87) and Rich (1989-90) played football at BYU, with Steve now an assistant coach at BYU, while his brother, Keni Kaufusi, is a redshirt freshman defensive lineman at California.



(19) DREW McALLISTER
Safety
6-1, 195, Jr./Jr.
Danville, CA (Monte Vista HS)

2010: McAllister will battle for a starting job at safety as a junior in 2010. He missed 2010 spring practice after having surgery on his hip.

2009: McAllister served as a backup at free safety and played on special teams as a sophomore

in 2009. Overall in 2009 while appearing in 9 games (all but Ohio State, Oregon, Arizona State, Stanford), he made 15 tackles, including 1 for a loss, and forced a fumble. He even started at Washington for an injured Taylor Mays. He missed 3 games (Oregon, Arizona State, Stanford) because of a strained hip. He missed some of 2009 spring practice after straining his hamstring.

He had 4 tackles at Washington while making his first career start, then had 4 tackles (1 for a loss) against Washington State. He added 2 tackles at California and another 2 tackles and a forced fumble at Notre Dame, then he had a tackle against Oregon State and 2 stops against Boston College.

2008: McAllister was a reserve safety and key special teams player as a first-year freshman in 2008. Overall in 2008 while appearing in all 13 games, he had 16 tackles and a team-high 3 interceptions returned for 37 yards (12.3 avg.), plus he returned a kickoff 21 yards (versus Arizona State). He had 3 tackles against Notre Dame and 2 at Washington State and Stanford. His interceptions came against Oregon (2 yards to set up a USC TD), Washington (35 yards) and UCLA.

HIGH SCHOOL: His 2007 honors included **Super Prep All-Farwest, Prep Star All-West, Long Beach Press-Telegram Best in the West Best of the Rest and Cal-Hi Sports All-State third team** as a senior defensive back and quarterback at Monte Vista High in Danville (Calif.). He had 51 tackles, 10 deflections and 1 interception on defense in 2007, while on offense he threw for 2,222 yards with 16 TDs and ran for 377 yards with 8 TDs.

As a junior in 2006, he made **Cal-Hi Sports All-State Underclass first team** while completing 65 percent of his passes for 2,200 yards and 22 touchdowns.

As a sophomore in 2005, he made **Cal-Hi Sports All-State Sophomore first team and All-League first team** while passing for 1,943 yards (65.3% completion rate) with 19 TDs and 8 interceptions.

He also was on the basketball and track teams at Monte Vista.

PERSONAL: He's a public policy, management and planning major at USC with a B average (3.22 GPA). He made **2009 Pac-10 All-Academic honorable mention.** His father, Ken, lettered as a defensive back at California in 1976 and 1977 (he led the team in punt returns both seasons and in kickoff returns in 1976), while his mother was a Golden Bears' cheerleader.

	TAC	LS/YDS	DFL	FR	INT	YDS	AVG	TD	LG
2008 (Fr.)...	16	0/0	0	0	3	37	12.3	0	35
2009 (So.)...	15	1/1	0	0	0	0	0.0	0	0
CAREER.....	31	1/1	0	0	3	37	12.3	0	35

	KOR	YDS	AVG	TD	LG
2008 (Fr.)...	1	21	21.0	0	21

GAME-BY-GAME WITH DREW McALLISTER

2009

	TAC	LS/YDS	DFL	FR
Washington*	4	0/0	0	0
Wash. St.	4	1/1	0	0
California	2	0/0	0	0
Notre Dame	2	0/0	0	0
Oregon St.	1	0/0	0	0
Bost. Col. (EB)	2	0/0	0	0
2009 (So.)...	15	1/1	0	0

*Starter

2008

	TAC	LS/YDS	DFL	FR	INT	YDS	AVG	TD	LG
Ohio State	1	0/0	0	0	0	0	0.0	0	0
Oregon	0	0/0	0	0	1	2	2.0	0	2
Wash. St.	2	0/0	0	0	0	0	0.0	0	0
Washington	6	0/0	0	0	1	35	35.0	0	35
Stanford	2	0/0	0	0	0	0	0.0	0	0
Notre Dame	3	0/0	0	0	0	0	0.0	0	0
UCLA	1	0/0	0	0	1	0	0.0	0	0
Penn St. (RB)	1	0/0	0	0	0	0	0.0	0	0
2008 (Fr.)...	16	0/0	0	0	3	37	12.3	0	35



(7) T.J. McDONALD
Safety
6-3, 205, So./So.
Fresno, CA (Edison HS)

2010: McDonald will compete for the starting job at free safety as a sophomore in 2010. He had surgery on his ankle prior to 2010 spring practice.

2009: McDonald saw limited action as a backup strong safety and played on special teams as a first-year freshman in 2009. Overall in 2009 while appearing in all 13 games, he had 7 tackles. He had 3 tackles against San Jose State and then 1 tackle each against Washington State, California, Notre Dame and Arizona State.

HIGH SCHOOL: His 2008 honors included **Super Prep All-American, Prep Star All-American, Scout.com All-American first team, ESPN 150, Super Prep Elite 50, Prep Star Dream Team, Sporting News Top 100, Super Prep All-Farwest, Prep Star All-West, Long Beach Press-Telegram Best in the West first team, Orange County Register Fab 15 first team, Tacoma News Tribune Western 100, Cal-Hi Sports All-State first team, Golden State Preps All-Southern California first team, All-CIF Central Section, Fresno Bee All-Star and All-County/Metro Athletic Conference Defensive MVP** as a senior who played safety, linebacker, defensive end, fullback, tight end and wide receiver at Edison High in Fresno (Calif.). He had 87 tackles and 3 interceptions in 2008.

As a junior in 2007, he made **Rivals.com Junior All-American second team, Cal-Hi Sports All-State Underclass first team, All-CIF Central Section and Fresno Bee All-Star.** His father, Tim, was the head coach at Edison.

PERSONAL: He's a communication major at USC. His father, Tim, was a 2-time (1985-86) All-American and 4-year (1983-86) letterman safety at USC, where he was named the team MVP his final 2 seasons, was Troy's 1986 captain and helped the Trojans to a victory in the 1985 Rose Bowl, and then played 13 years in the NFL as an All-Pro/Pro Bowler with the St. Louis/Phoenix Cardinals (1987-92) and San Francisco 49ers (1993-99), including on the 49ers' 1994 team that won the Super Bowl. His brother, Tevin, is a freshman defensive back at UCLA.

WHAT OTHERS SAY: USC head coach Lane Kiffin: **"T.J. is a big hitter and more of an in-the-box player."**

2010 VETERAN BIOGRAPHIES

	TAC	LS/YDS	DFL	FR
2009 (Fr.)...	7	0/0	0	0

GAME-BY-GAME WITH T.J. McDONALD

2009

	TAC	LS/YDS	DFL	FR
San Jose St.	3	0/0	0	0
Wash. St.	1	0/0	0	0
California	1	0/0	0	0
Notre Dame	1	0/0	0	0
Arizona St.	1	0/0	0	0
2009 (Fr.)...	7	0/0	0	0



(22) CURTIS McNEAL
Tailback
5-7, 185, So.*/Jr.
Los Angeles, CA (Venice HS)

2010: The short but tough-to-tackle McNeal will battle for key playing time at tailback as a sophomore in 2010. He might also be used as a returner.

2009: McNeal saw limited action at tailback as a redshirt freshman in 2009, but was used as a returner and on special teams. Overall in 2009 while appearing in 11 games (all but Ohio State and Washington), he ran for 33 yards on 6 carries (5.5 avg.), returned 13 kickoffs for 242 yards (18.6 avg.) and made 2 tackles.

He ran for 26 yards on 3 carries against Washington State, then had a 3-yard run at California, a 1-yard run against Oregon State and a 3-yard run against Boston College. He had a 16-yard kickoff return against San Jose State, then had 6 kickoff returns for 119 yards against Oregon State, 3 for 40 yards at Oregon and 3 for 67 yards at Arizona State. He had a tackle at both Oregon and Arizona State as the gunner on punt coverage.

2008: McNeal redshirted as a freshman tailback in 2008, his first year at USC.

HIGH SCHOOL: His 2007 honors included **Super Prep All-American, Super Prep All-Farwest, Prep Star All-West, Long Beach Press-Telegram Best in the West Best of the Rest, Tacoma News Tribune Western 100, Cal-Hi Sports All-State second team and All-L.A. City Offensive MVP** as a senior running back and defensive back at Venice High in Los Angeles (Calif.). He ran for 1,400 yards on 136 carries (10.3 avg.) with 19 TDs, added 278 receiving yards and scored touchdowns by rushing, receiving, interception and punt return.

As a junior in 2006, he made **Cal-Hi Sports All-State Underclass second team and All-L.A. City first team** while running for 2,008 yards with 42 TDs and getting 3,106 all-purpose yards.

In his career, he ran for more than 4,000 yards.

PERSONAL: He's a sociology major at USC.

	TCB	YDS	AVG	TD	LG	KOR	YDS	AVG	TD	LG
2009 (Fr.)...	6	33	5.5	0	18	13	242	18.6	0	28

	TAC	LS/YDS	DFL	FR
2009 (Fr.)...	2	0/0	0	0

GAME-BY-GAME WITH CURTIS McNEAL

2009

	TCB	YDS	AVG	TD	LG	KOR	YDS	AVG	TD	LG
San Jose St.	0	0	0.0	0	0	1	16	16.0	0	16
Wash. St.	3	26	8.7	0	18	0	0	0.0	0	0
California	1	3	3.0	0	3	0	0	0.0	0	0
Oregon St.	1	1	1.0	0	1	6	119	19.8	0	24
Oregon	0	0	0.0	0	0	3	40	13.3	0	24
Arizona St.	0	0	0.0	0	0	3	67	22.3	0	28
Bost. Col. (EB)	1	3	3.0	0	3	0	0	0.0	0	0
2009 (Fr.)...	6	33	5.5	0	18	13	242	18.6	0	28

	TAC	LS/YDS	DFL	FR
Oregon	1	0/0	0	0
Arizona St.	1	0/0	0	0
2009 (Fr.)...	2	0/0	0	0



(18) BYRON MOORE
Safety
6-1, 200, Fr.*/So.
Carson, CA (Narbonne HS)

2010: Moore, who was moved to safety from cornerback prior to 2010 spring practice, will compete for playing time there as a redshirt freshman in 2010.

2009: Moore redshirted as a freshman cornerback in 2009, his first year at USC.

HIGH SCHOOL: His 2008 honors included **Super Prep All-American, Prep Star All-American, ESPN 150, Prep Star Dream Team, Sporting News Top 100, Super Prep All-Farwest, Prep Star All-West, Long Beach Press-Telegram Best in the West first team, Orange County Register Fab 15 first team, Tacoma News Tribune Western 100, Cal-Hi Sports All-State first team, Golden State Preps All-Southern California first team,**

All-L.A. City first team, Los Angeles Times All-Star first team, South Bay Daily Breeze All-South Bay first team and All-Marine League Offensive MVP as a senior defensive back and wide receiver at Narbonne High in Harbor City (Calif.). He had 83 tackles, 4 interceptions (with 2 TDs), 15 deflections, 3 fumble recoveries (with 1 TD) and 2 forced fumbles on defense, had 61 receptions for 963 yards (15.8 avg.) with 8 TDs on offense and added 820 return yards with 4 TDs. Narbonne was the 2008 L.A. City co-champion.

As a junior in 2007, he made **South Bay Daily Breeze All-South Bay second team and All-Marine League** while getting 86 tackles, 5 interceptions (with 3 TDs) and 15 deflections on defense, 41 catches for 889 yards (21.7 avg.) with 7 TDs on offense, 221 rushing yards on 8 carries (27.6 avg.) with 3 TDs and 343 return yards (with 2 TDs) in 2007.

He missed most of his 2006 sophomore season with a knee injury.

He also sprinted for Narbonne's track team, with bests of 11.74 in the 100 meters, 22.88 in the 200 and 51.38 in the 400.



(17) MICHAEL MORGAN
Linebacker
6-4, 220, Sr.*/Sr.
Dallas, TX (Skyline HS)

2010: After starting most of 2009 at linebacker, the swift Morgan will battle to hold onto his strongside spot in the starting lineup as a senior in 2010.

2009: Morgan started USC's first 9 games at strongside linebacker as a junior in 2009, then served as an often-used backup there (employed often in passing situations). He also played on special teams. Overall while appearing in all 13 games, he had 50 tackles, including a team-best 13 for a loss (with 4 sacks), and 1 deflection. He made the **2009 Phil Steele's All-Pac-10 third team**.

He had 3 tackles (1 for a loss, with 0.5 sack) against San Jose State, then had 7 tackles (2 for losses) at Ohio State. Three of his 5 tackles at Washington were for losses. He had 2.5 sacks among his 5 tackles against Washington State. He had 5 tackles (1 for a loss) at California, then added 6 stops at Notre Dame, 5 tackles (including a sack) against Oregon State and 4 tackles (0.5 for a loss) at Oregon. He had 6 tackles (1 for a loss) at Arizona State, 3 tackles against Stanford and 1 tackle for a loss versus UCLA. He had a deflection against Boston College.

2008: Morgan served as a dependable backup strongside linebacker and key special teamer as a sophomore in 2008. Overall in 2008 while appearing in 12 games (he missed the Virginia opener while recuperating from a dislocated left shoulder suffered in 2008 fall camp), he made 22 tackles, including 5 for losses of 19 yards (with a 10-yard sack), plus he had a fumble recovery. He even started the Oregon game. He had 8 tackles (1 for a loss) against Oregon State, 5 versus Arizona State, 3 against Notre Dame (with a sack and fumble recovery) and 2 against Ohio State, Washington State and Penn State.

2007: Morgan was a backup linebacker and played on special teams as a redshirt freshman in 2007. Overall in 2007 while appearing in 12 games (all but UCLA), he had 9 tackles. He had 2 tackles against Idaho, Nebraska and Arizona, then 1 against Notre Dame, California and Illinois. He sprained his left ankle at Arizona State and missed the UCLA game. He missed 2007 spring practice while resting a back sprain suffered in 2006.

2006: Morgan redshirted as a freshman linebacker in 2006, his first year at USC, while sidelined with a back sprain.

HIGH SCHOOL: He was named to the **2005 Parade All-American, Prep Star Dream Team, ESPN 150, Prep Star All-American, EA Sports All-American third team, Super Prep All-Southwest, Prep Star All-Midlands and All-State honorable mention** squads as a senior linebacker at Skyline High in Dallas (Tex.). He had 203 tackles and 10 sacks in 2005.

As a junior in 2004, he recorded 98 tackles, 18 sacks and 7 forced fumbles.

He also sprinted for Skyline's track team.

PERSONAL: He has already received his bachelor's degree in public policy, management and planning at USC and is now working on a degree in narrative studies. His brother, Steve, was a defensive tackle at UCLA from 1999 to 2002.

	TAC	LS/YDS	DFL	FR
2007 (Fr.)...	9	0/0	0	0
2008 (So.)...	24	5/19	0	1
2009 (Jr.)...	50	13/44	1	0
CAREER.....	83	18/63	1	1

GAME-BY-GAME WITH MICHAEL MORGAN

2009

	TAC	LS/YDS	DFL	FR
San Jose St.*	3	1/5	0	0
Ohio State*	7	2/6	0	0
Washington*	5	3/5	0	0
Wash. St.*	5	2.5/13	0	0
California*	5	1/2	0	0
Notre Dame*	6	0/0	0	0
Oregon St.*	5	1/8	0	0
Oregon*	4	0.5/0	0	0
Arizona St.*	6	1/1	0	0
Stanford	3	0/0	0	0
UCLA	1	1/4	0	0
Bost. Col. (EB)	0	0/0	1	0
2009 (Jr.)...	50	13/44	1	0

2008				
	TAC	LS/YDS	DFL	FR
Ohio State	2	1/3	0	0
Oregon*	8	1/4	0	0
Arizona St.	5	0/0	0	0
Wash. St.	2	1/1	0	0
Washington	1	0/0	0	0
Notre Dame	3	2/11	0	1
UCLA	1	0/0	0	0
Penn St. (RB)	2	0/0	0	0
2008 (So.)...	24	5/19	0	1

2007				
	TAC	LS/YDS	DFL	FR
Idaho	2	0/0	0	0
Nebraska	2	0/0	0	0
Arizona	2	0/0	0	0
Notre Dame	1	0/0	0	0
California	1	0/0	0	0
Illinois (RB)	1	0/0	0	0
2007 (Fr.)...	9	0/0	0	0



(16) MITCH MUSTAIN
Quarterback
6-2, 200, Sr./Sr.
Springdale, AR (Springdale HS/
Arkansas)

CAREER: Dating back to his junior high school days, he has a 61-2 (.968) record as a starting quarterback (9-1 in eighth grade in 2001, 9-0 in both ninth grade in 2002 and 10th grade in 2003, 12-1 in

11th grade in 2004, 14-0 in 12th grade in 2005 and 8-0 as a freshman at Arkansas in 2006).

2010: The experienced Mustain, USC's backup quarterback the past 2 seasons, will battle for increased playing time as a senior in 2010.

2009: Mustain served as a backup quarterback as a junior in 2009. He appeared briefly in 2 games in 2009, playing 1 late series each against San Jose State and Stanford, but he did not throw a pass. He even worked some in practice as a backup punter, but he wasn't called upon in that role in a game.

2008: Mustain served as USC's backup quarterback as a sophomore in 2008. Overall in 2008 while appearing in 8 games (all but Oregon State, Arizona, California, Stanford and Penn State), he completed 11-of-16 passes (68.8%) for 157 yards with 2 TDs and 2 interceptions. After the season, he had laser eye surgery.

He played a series at Virginia and threw a 10-yard TD on his only pass. He was in for 2 plays against Ohio State, but did not throw a pass. He was 5-of-8 for 111 yards and a score (with an interception) off the bench against Oregon, then was 2-of-3 for minus 2 yards against Arizona State. He completed his only pass (for 10 yards) in 3 series of action at Washington State and his only pass (a 21-yarder) while playing 2 series against Washington. He 1-of-2 for 7 yards with an interception versus Notre Dame, then played a series at UCLA (but did not throw a pass).

2007: Mustain, who started 8 games at quarterback for Arkansas as a first-year freshman in 2006, transferred to USC in the summer of 2007 but sat out his 2007 sophomore season because of NCAA transfer rules. He won USC's Service Team Offensive Player of the Year Award.

ARKANSAS: As just a first-year freshman in 2006 at Arkansas, Mustain started—and won—8 consecutive games (Utah State, Vanderbilt, Alabama, Auburn, Southeast Missouri State, Mississippi, Louisiana-Monroe and South Carolina). Overall in 2006 while appearing in 12 games (all but LSU and Florida), he completed 69-of-132 passes (52.3%) for 894 yards and 10 touchdowns with 9 interceptions.

After completing 4 of his 6 attempts for 47 yards with an interception while appearing late in the USC opener (he also ran for a 4-yard touchdown), he started the following 8 games (the most ever by an Arkansas true freshman quarterback) and led the Razorbacks to victories in each (a school first-year freshman record). Against Utah State in his first start (the earliest start by a true freshman in Arkansas history), he was 9-of-17 for 119 yards and a TD. He then was 13-of-20 for 224 yards and 3 scores (with an interception) at Vanderbilt to earn Rivals.com National Freshman of the Week and SEC Freshman of the Week honors. He followed that by going 7-of-22 for 97 yards with a TD and 3 picks against No. 22 Alabama in a double overtime victory, 7-of-10 for 87 yards with a TD at No. 2 Auburn, 5-of-13 for 51 yards and a TD (to former Trojan teammate Damian Williams) against Southeast Missouri State, 12-of-15 for 157 yards and a TD against Mississippi, 7-of-18 for 71 yards and 2 touchdowns (with 2 interceptions) against Louisiana-Monroe and threw an interception on his first and only attempt at South Carolina while playing just the first series. He appeared briefly off the bench against Tennessee and versus Florida in the SEC Championship Game, but did not attempt a pass. He was 5-of-10 for 41 yards and an interception off the bench against Wisconsin in the Capital One Bowl.

HIGH SCHOOL: He was named the 2005 Gatorade, USA Today and Parade Magazine National Player of the Year, as well as an EA Sports All-American, Rivals.com All-American, Scout.com All-American first team, Arkansas Associated Press Super Team, Arkansas Democrat-Gazette All-Arkansas Co-Offensive Player of the Year and Northwest

Arkansas Morning News Player of the Year as a senior at Springdale (Ark.) High. He completed 190-of-270 passes (70.4%) for 3,817 yards (an Arkansas Class 5A season record) with 47 touchdowns and just 6 interceptions in 2005, as well as rushing for 141 yards on 30 attempts (4.7 avg.) with 7 TDs. He led Springdale to a 14-0 record, the state championship and a No. 2 national ranking in 2005.

As a junior in 2004, he was 139-of-222 (64.7%) for 2,169 yards with 20 TDs and only 5 interceptions, plus ran for 350 yards and 14 scores, as Springdale went 12-1 and made it to the Class 5A semifinals.

PERSONAL: He's an international relations major at USC. He and former Trojan teammate Damian Williams founded a campus Bible study group, Generate USC. Some of his artwork was displayed at the 2010 "Artletics" on-campus exhibit that featured the works of USC student-athletes.

MITCH MUSTAIN ON: On USC's quarterback depth: **"It's competitive. I have to improve on everything. I just keep working. Whenever my time comes, I'll be ready...I'm going to keep fighting for it...I don't know why anyone thinks I'd transfer. I said a million times before I came here and since I've been here. I knew the scenario that was possible coming in. I understood the situation. I thought it would be worth it...The hard part of being a backup quarterback is there is no other spot for you. Backup receivers or running backs, they have utility spots they can go do."**

Being at USC: **"It's so fun at USC. I don't think anybody would trade it for anything. I don't think anyone can match our work ethic. We get the best training. We cherish the opportunities we get...I've enjoyed it. It is better than I envisioned...I enjoy living here."**

Sitting out the 2007 season after transferring to USC: **"It was good for me to have that transition period and really learn the offense. It was a pretty fast season. By the end of that season, I definitely felt ready to go...I kind of went through that phase where you're just having to tear everything down and start over again. I'm finally through that."**

Why he left Arkansas: **"It just got to the point where I knew it wasn't going to work out there...It was a unique experience, but it was a great learning experience...I was trying to get away from the perception of being 'the guy' and the expectations that were placed. It's a little bit different game here at USC as far as the expectations. They come a little bit later once you've earned your spot. That's something I was looking for...It's so big here in Los Angeles. You can kind of go your own way."**

WHAT OTHERS SAY: Former USC quarterback Mark Sanchez: **"He has a great arm. He can throw the ball through a brick wall. And his experience at Arkansas will really help him."**

	PA	PC	PI	PCT	YDS	TD	LG	TCB	YDS	AVG	TD	LG
2006 (Fr.)#...	132	69	9	.523	894	10	70	13	-20	-1.5	1	-7
2008 (So.)#...	16	11	2	.688	157	2	59	4	-8	-2.0	0	8

GAME-BY-GAME WITH MITCH MUSTAIN

2008#												
	PA	PC	PI	PCT	YDS	TD	LG					
Virginia	1	1	0	1.000	10	1	10					
Oregon	8	5	1	.625	111	1	59					
Arizona St.	3	2	0	.667	-2	0	0					
Wash. St.	1	1	0	1.000	10	0	10					
Washington	1	1	0	1.000	21	0	21					
Notre Dame	2	1	1	.500	7	0	7					
2008 (So.)...	16	11	2	.688	157	2	59					

2006#												
	PA	PC	PI	PCT	YDS	TD	LG					
USC	6	4	1	.667	47	0	42					
Utah State*	17	9	0	.529	119	1	46					
Vanderbilt*	20	13	1	.650	224	3	56					
Alabama*	22	7	3	.318	97	1	40					
Auburn*	10	7	0	.700	87	1	50					
SE Missouri*	13	5	0	.385	51	1	18					
Mississippi*	15	12	0	.800	157	1	70					
La. Monroe*	18	7	2	.389	71	2	19					
So. Carolina*	1	0	1	.000	0	0	0					
Wisc. (Cap)	10	5	1	.500	41	0	16					
2006 (Fr.)#...	132	69	9	.523	894	10	70					



(61) KRISTOFER O'DOWD
Center
6-5, 300, Sr./Sr.
Tucson, AZ (Salpointe Catholic HS)

2010: O'Dowd, USC's most experienced offensive lineman, will look to anchor the line in 2010 as a senior center.

2009: O'Dowd was set to anchor USC's offensive line while starting for his second season at center as a junior in 2009. But he was slowed throughout the season by injuries, seeing action in just 8 games (starting 7). He missed the San Jose State opener after dislocating his right kneecap in 2009 fall camp, then started USC's next 5 games (Ohio State, Washington, Washington State, California, Notre Dame) before a

2010 VETERAN BIOGRAPHIES

sore shoulder and the lingering effects of his pre-season knee injury sidelined him for the next 3 contests (Oregon State, Oregon, Arizona State). He saw brief action against Stanford, didn't play versus UCLA and returned to the starting lineup against Arizona and Boston College. He missed 2009 spring drills while recuperating from shoulder surgery. He was named to the **2009 Playboy Pre-Season All-American team**.

2008: O'Dowd started all season at center as a sophomore in 2008 and proved to be among the nation's top young centers. He made the **2008 All-Pac-10 first team, Collegefootballnews.com All-Pac-10 first team, Phil Steele's All-Pac-10 third team and College Football News Sophomore All-American second team and won USC's Offensive Lineman of the Year Award**. He had arthroscopic surgery on his knee prior to 2008 spring practice. After the season, he had surgery to repair a torn labrum in his left shoulder.

2007: O'Dowd proved to be a precocious first-year freshman center in 2007. He started 3 (Idaho, Nebraska, Washington) of USC's first 4 games (including the first 2) and appeared in 7 contests overall (Idaho, Nebraska, Washington State, Washington, Arizona State, UCLA and Illinois). In the Idaho opener, he became the first USC true freshman to start at center as well as only the third Trojan true freshman to start a post-World War II opener on the offensive line (joining Brad Budde in 1976 against Missouri and Travis Claridge in 1996 against Penn State) and the first USC true freshman to start on the offensive line since Jeff Byers did so in 2004 against UCLA. He then earned **Rivals.com National Freshman of the Week** honors for his performance at Nebraska. He dislocated his right kneecap at Washington and was sidelined the next 4 games. He was named to the **2007 Scout.com Freshman All-American first team, Rivals.com Freshman All-American second team, Collegefootballnews.com Freshman All-American second team, The Sporting News Freshman All-American honorable mention and The Sporting News Pac-10 All-Freshman first team**.

HIGH SCHOOL: His 2006 honors included **Parade All-American, EA Sports All-American first team, Super Prep All-American, Prep Star All-American, USA Today All-USA second team, Super Prep Elite 50, Prep Star 100, Rivals.com 100, Super Prep All-Farwest, Prep Star All-West, Scout.com All-West, Long Beach Press-Telegram Best in the West first team, Orange County Register Fab 15 first team, Tacoma News-Tribune Western 100 and All-State** as a senior offensive lineman at Salpointe Catholic High in Tucson (Ariz.). He recorded 90 pancake blocks in 2006.


As a junior in 2005, he made the **All-State first team**.

PERSONAL: He's an American studies and ethnicity major at USC. His grandfather, Jack, lettered in football at Arizona for 3 years (1930-32).

WHAT OTHERS SAY: USC head coach Lane Kiffin: "He's one of the leaders on our team, by the way he practices, not by what he says."

KRISTOFER O'DOWD ON: His on-field personality: "On the field, I'm a whole other person. I just want to win. I want to score. I want to drive for a lot of yards. When I don't, it gets me more steamed. I like to take it out on other people. That's what's so great about our position. That's our job. It's the greatest feeling to put someone on their back and know that they know what happened...In my position, it's hard because you can't lose control. You need to stay mentally into it to make the calls...I'm hard on myself a lot. I'm my worst enemy sometimes. If I do something wrong on the field, it really bothers me. It gets me fired up."

	TAC	LS/YDS	DFL	FR
2007 (Fr.)...	1	0/0	0	0



(15) TRAVON PATTERSON Wide Receiver 5-9, 170, Sr.*/Sr. Long Beach, CA (Poly HS)

2010: The speedy Patterson will compete for key playing time at wide receiver as a senior in 2010.

2009: Patterson served as a backup wide receiver as a junior in 2009. He was also available to return punts, but didn't field any. Overall in 2009 while seeing limited action in 7 games (San Jose State, Ohio State, Washington State, California, Notre Dame, Stanford, Boston College), he caught 3 passes for 8 yards (2.7 avg.) and had 2 carries for 15 yards (7.5 avg.). He caught a 3-yard pass against San Jose State, had a 2-yard run off a lateral against California, caught 2 passes for 5 yards against Stanford and ran 13 yards on a reverse against Boston College. He missed the Oregon game with a sprained ankle.

2008: Patterson was a backup wide receiver as a sophomore in 2008. Overall in 2008 while appearing in 11 games (all but Arizona and California), he caught 3 passes for 25 yards (8.3 avg.). He had 1 reception each against Oregon (17 yards), Arizona State (minus 2 yards) and Washington State (10 yards).

2007: Patterson appeared in USC's first 3 games as a backup at wide receiver as a sophomore in 2007, but suffered a foot injury prior to the Washington game that required surgery and was sidelined the rest of the year. Because of the early injury, he was allowed to redshirt the 2007 season. Overall in 2007, he caught 1 pass for no yards (against Idaho).

2006: Patterson was a backup wide receiver as a freshman in 2006, his first year at USC. Overall while appearing in 12 games (all but UCLA), he had 3 receptions for 63 yards (21.0 avg.) and had a 1-yard run. He had 2 catches for 44 yards at Stanford and a 19-yard grab at Arkansas.

TRACK: He sprinted for USC's 2008 track team (in his only 2008 appearance, he ran the leadoff leg on the 400-meter relay team in a heat at the Pac-10 meet).

HIGH SCHOOL: His 2005 honors included **Prep Star All-American, Super Prep All-Farwest, Prep Star All-Western, Long Beach Press-**

Telegram Best in the West honorable mention, Tacoma News-Tribune Western 100, All-CIF Division I first team, Long Beach Press-Telegram Dream Team first team and All-Moore League first team as a senior wide receiver at Long Beach (Calif.) Poly High. He had 1,097 all-purpose yards in 2005, caught 25 passes for 700 yards (28.0 avg.) with 15 TDs and averaged 38.0 yards on kickoff returns and 27.0 yards on punt returns.

As a junior in 2004, he had 26 receptions for 612 yards (23.5 avg.) with 3 TDs. Current Trojan Jurrell Casey also prepped at Poly.

He also ran track at Poly, with bests of 10.44 in the 100 meters (winning the 2006 CIF Division I race; he also was third at the 2006 CIF Masters meet and fourth at the 2006 state meet) and 21.41 in the 200 (he was third in the 2006 CIF Division I meet and seventh in both the CIF Masters and state meets).

PERSONAL: He's a sociology major at USC. His nickname is "Peanut." His cousin is former Trojan tailback Stafon Johnson (2006-09).

	REC	YDS	AVG	TD	LG	TCB	YDS	AVG	TD	LG
2006 (Fr.)...	3	63	21.0	0	22	1	1	1.0	0	1
2007 (So.)...	1	0	0.0	0	0	0	0	0.0	0	0
2008 (So.)...	3	25	8.3	0	17	0	0	0.0	0	0
2009 (Jr.)...	3	8	2.7	0	6	2	15	7.5	0	13
CAREER.....	10	96	9.6	0	22	3	16	5.3	0	13

GAME-BY-GAME WITH TRAVON PATTERSON

2009										
	REC	YDS	AVG	TD	LG	TCB	YDS	AVG	TD	LG
San Jose St.	1	3	3.0	0	3	0	0	0.0	0	0
California	0	0	0.0	0	0	1	2	2.0	0	2
Stanford	2	5	2.5	0	6	0	0	0.0	0	0
Bost. Col. (EB)	0	0	0.0	0	0	1	13	13.0	0	13
2009 (Jr.)...	3	8	2.7	0	6	2	15	7.5	0	13

2008					
	REC	YDS	AVG	TD	LG
Oregon	1	17	17.0	0	0
Arizona St.	1	-2	-2.0	0	0
Wash. St.	1	10	10.0	0	0
2008 (So.)...	3	25	8.3	0	17

2007					
	REC	YDS	AVG	TD	LG
Idaho	1	0	0.0	0	0
2007 (So.)...	1	0	0.0	0	0

2006										
	REC	YDS	AVG	TD	LG	TCB	YDS	AVG	TD	LG
Arkansas	1	19	19.0	0	19	0	0	0.0	0	0
Arizona	0	0	0.0	0	0	1	1	1.0	0	1
Stanford	2	44	22.0	0	22	0	0	0.0	0	0
2006 (Fr.)...	3	63	21.0	0	22	1	1	1.0	0	1



(8) NICK PERRY Defensive End 6-3, 250, So.*/Jr. Detroit, MI (King HS)

2010: Perry, one of USC's quickest defensive linemen, will battle for a starting job at end as a sophomore in 2010.

2009: Perry was an often-used backup defensive end as a redshirt freshman in 2009, playing often in passing situations. Overall while appearing in all 13 games (he started against Stanford), he had 24 tackles, including 9 for losses (with a team-best 8 sacks). He made the **2009 Football Writers Freshman All-American first team, Sporting News Freshman All-American first team, Phil Steele's Freshman All-American first team, CollegeFootballNews.com Freshman All-American first team, ESPN.com Pac-10 All-Freshman first team and Sporting News Pac-10 All-Freshman first team**.

Three of his 4 tackles were for losses (with 2 sacks) against San Jose State. He had 2 tackles at Ohio State, 2 of his 4 tackles were sacks at Washington, he had 2 sacks among his 4 tackles against Washington State and he had 3 tackles (with a sack) at Notre Dame. He added 3 tackles at Oregon and 2 against Stanford. He had 2 tackles, including a sack, against Boston College.

2008: Perry redshirted as a freshman defensive end in 2008, his first year at USC.

HIGH SCHOOL: His 2007 honors included **USA Today All-USA first team, Parade All-American, Super Prep All-American, Prep Star All-American, EA Sports All-American first team, Scout.com All-American second team, Super Prep All-Midwest, Prep Star All-Midwest, All-State, Detroit News All-Metro, Detroit News All-Detroit and Detroit News Dream Team MVP** as a senior defensive lineman, linebacker and tight end at King High in Detroit (Mich.). He had 147 tackles and a state record 36 sacks in 2007, plus caught 14 passes for 310 yards (22.1 avg.) with 8 TDs, as King went 14-0 and won the state title.

As a junior in 2006 at McKenzie High in Detroit, he made **All-Metro and All-City** while getting 75 tackles and 11 sacks.

He also played basketball at King.

PERSONAL: He's a social sciences economics major at USC.

2009 (Fr.)...	TAC	LS/YDS	DFL	FR
	24	9/63	0	0

GAME-BY-GAME WITH NICK PERRY

	2009			
	TAC	LS/YDS	DFL	FR
San Jose St.	4	3/25	0	0
Ohio State	2	0/0	0	0
Washington	4	2/20	0	0
Wash. St.	4	2/9	0	0
Notre Dame	3	1/2	0	0
Oregon	3	0/0	0	0
Stanford*	2	0/0	0	0
Bost. Col. (EB)	2	1/7	0	0
2009 (Fr.)...	24	9/63	0	0



(62) CHRIS POUSSON
Snapper
6-4, 240, Jr./Jr.
San Diego, CA (St. Augustine HS)

2010: The steady Pousson returns for his third season as USC's short snapper on all placekicks as a junior in 2010 and he also will assume the long snapping duty on punts in 2010.

2009: Pousson spent his second season as USC's short snapper on all placekicks as a sophomore in 2009 and he performed without a hitch. He appeared in USC's first 11 games of 2009 (a broken finger sidelined him for the Arizona and Boston College contests).

2008: Pousson served as USC's short snapper on all placekicks and performed flawlessly as a first-year freshman in 2008. He appeared in 8 games in 2008, missing 5 contests (Washington State, Arizona, Washington, California and Stanford) because he had mononucleosis.

HIGH SCHOOL: He was a 2007 All-League performer as a senior defensive end, offensive lineman, tight end and long snapper at St. Augustine High in San Diego (Calif.). He had 6 receptions for 65 yards (10.8 avg.) with 2 touchdowns on offense and 75 tackles, 7.5 sacks, 2 interceptions, 2 blocked kicks and 1 fumble recovery on defense in 2007.

As a junior in 2006, he made All-League while recording 61 tackles, 7 sacks, 4 blocked kicks and 2 forced fumbles. St. Augustine won its second consecutive CIF San Diego Section Division III championship in 2006.

PERSONAL: He's a sociology major at USC with a B- average (2.86 GPA).



(85) KYLE PRATER
Wide Receiver
6-5, 210, Fr./Fr.
Maywood, IL (Proviso West HS)

2010: Prater, who enrolled at USC in the spring of 2010 after graduating a semester early from high school, will compete for key playing time at wide receiver as a first-year freshman in 2010. He was slowed in 2010 spring practice with thumb and

hamstring injuries.

HIGH SCHOOL: His 2009 honors included USA Today All-USA first team, Parade All-American, EA Sports All-American first team, Super Prep All-American, Prep Star All-American, Scout.com All-American first team, Max Preps All-American first team, Sporting News Top 100, Super Prep Elite 50, Prep Star Dream Team, Super Prep All-Midwest Offensive MVP, Prep Star All-Midwest, EA Sports Illinois MVP, Chicago Tribune All-State first team and Chicago Sun Times All-Area first team as a senior wide receiver at Proviso West High in Hillside (Ill.). He had 64 receptions for 1,151 yards (18.0 avg.) with 13 TDs in 2009.

As a junior in 2008, he made Chicago Sun Times All-Area first team. He had 60 receptions for 948 yards (15.8 avg.) with 9 TDs on offense and made 150 tackles as a defensive back in 2008.

He also played basketball at Proviso West.
 PERSONAL: He's a communication major at USC.



(67) MICHAEL REARDON
Center
6-5, 290, Jr.*/Sr.
Anaheim, CA (Orange Lutheran HS)

2010: Reardon will battle to get into the playing rotation at center as a junior in 2010. He missed 2010 spring practice with a neck injury.

2009: Reardon served as a backup center as a sophomore in 2009. He appeared in 10 games in 2009 (all but Oregon, Arizona, Boston College), mainly on special teams. He won USC's Service Team Offensive Player of the Year Award. He worked some at tight end during 2009 spring practice, but missed part of those drill with a left shoulder injury.

2008: Reardon, a backup offensive tackle and center, sat out all of his 2008 redshirt freshman season with a sprained hip suffered in 2008 fall camp.


2007: Reardon redshirted as a freshman offensive tackle in 2007, his first year at USC. He was switched from defensive end in 2007 fall drills.

HIGH SCHOOL: His 2006 honors included Super Prep All-American, Prep Star All-American, Super Prep All-Farwest, Prep Star All-West, Long Beach Press-Telegram Best in the West first team, Orange County Register Fab 15 first team, Tacoma News-Tribune Western 100, Cal-Hi Sports All-State first team, All-CIF Pac-5 Division Defensive MVP, Los Angeles Times All-Star, Orange County Register All-Orange County first team and All-Trinity League Co-Lineman MVP as a senior defensive end at Orange (Calif.) Lutheran High. He had 77 tackles, 14 tackles for loss, 12.5 sacks and 1 blocked field goal in 2006. Orange Lutheran went 14-1 and won the 2006 CIF Pac-5 Division and the California state Division II championships.

As a junior in 2005, he made the All-Empire League first team while making 80 tackles and 8 sacks.

He also played basketball at Orange Lutheran. Current Trojan Blake Ayles also attended Orange Lutheran.

PERSONAL: He's a communication major at USC with a B average (3.09 GPA).



(10) D.J. SHOEMATE
Fullback
6-0, 225, Jr./Jr.
Corona, CA (Servite HS)

2010: Shoemate, one of USC's most versatile players because of his running and receiving abilities, will contend for key playing time at fullback as a junior in 2010. He missed most of 2010 spring practice with a hamstring injury.

2009: Shoemate served as a backup fullback and played on special teams as a sophomore in 2009. Overall in 2009 while appearing in 12 games (all but Arizona), he had 2 carries for 2 yards (1.0 avg.), 2 catches for 23 yards (11.5 avg.) with a TD and 4 tackles. He caught 2 passes for 23 yards (including a 13-yard TD), had a 2-yard run and made a tackle against San Jose State. He had 1 tackle at both Notre Dame and Arizona State. He had a rush for 0 yards and made a tackle against Stanford.

2008: Shoemate began his 2008 first-year freshman season as a reserve wide receiver, then was moved mid-season to a reserve fullback spot. He also played on special teams. Overall in 2008 while appearing in 9 games (all but Oregon State, Oregon, Arizona State and Stanford), he made 1 tackle. He sprained his shoulder prior to the Stanford game and missed that contest.

HIGH SCHOOL: His 2007 honors included Super Prep All-American, Prep Star All-American, EA Sports All-American third team, ESPN 150, Super Prep Elite 50, Prep Star Dream Team, Super Prep All-Farwest, Prep Star All-West, Long Beach Press-Telegram Best in the West first team, Orange County Register Fab 15, Tacoma News Tribune Western 100, Cal-Hi Sports All-State first team, All-CIF Pac-5 Division first team, Los Angeles Times All-Star, Orange County Register All-Orange County first team and All-Trinity League Co-Offensive MVP as a senior wide receiver, running back, defensive lineman and linebacker at Servite High in Anaheim (Calif.). He ran for 1,291 yards on 241 carries (5.4 avg.) with 24 TDs, caught 40 passes for 570 yards (14.3 avg.) with 4 TDs, threw a TD pass and had 5.5 sacks in 2007.

A broken right foot sidelined him for all but the first game of his 2006 junior season.

As a sophomore in 2005, he made Cal-Hi Sports All-State Sophomore of the Year, All-CIF Division I first team, Orange County Register All-Orange County first team and All-Serra League Co-MVP while rushing for 604 yards on 71 carries (8.5 avg.) with 13 touchdowns, catching 46 passes for 930 yards (20.2 avg.) with 8 TDs and getting 4 scores on blocked punts. Current Trojans Chris Galippo and Matt Kalil also prepped at Servite.

PERSONAL: He a sociology major at USC with a B- average (2.80 GPA) at USC. He lived in Hawaii for 5 years when he was young. His initials stand for Dennis Jr.

2009 (So.)...	TCB	YDS	AVG	TD	LG	REC	YDS	AVG	TD	LG
	2	2	1.0	0	2	2	23	11.5	1	13
2008 (Fr.)...	TAC	LS/YDS	DFL	FR						
2009 (So.)...	1	0/0	0	0						
CAREER.....	4	0/0	0	0						

GAME-BY-GAME WITH D.J. SHOEMATE

	2009									
	TCB	YDS	AVG	TD	LG	REC	YDS	AVG	TD	LG
San Jose St.	1	2	2.0	0	2	2	23	11.5	1	13
Stanford	1	0	0.0	0	0	0	0	0.0	0	0
2009 (So.)...	2	2	1.0	0	2	2	23	11.5	1	13
	TAC	LS/YDS	DFL	FR						
San Jose St.	1	0/0	0	0						
Notre Dame	1	0/0	0	0						
Arizona St.*	1	0/0	0	0						
Stanford	1	0/0	0	0						
2009 (So.)...	4	0/0	0	0						

*Starter

2010 VETERAN BIOGRAPHIES

2008

	TAC	LS/YDS	DFL	FR
Washington	1	0/0	0	0
2008 (Fr.)...	1	0/0	0	0



(90) DEREK SIMMONS
Defensive Tackle
6-4, 300, Sr./Sr.
Suisun, CA (Armijo HS)

2010: Simmons will compete for playing time at defensive tackle as a senior in 2010.

2009: Simmons was moved back to defensive tackle, his original position at USC, from offensive guard prior to 2009 spring drills and served as a backup there as a junior in 2009. Overall in 2009 while appearing briefly in 7 games (all but Ohio State, Washington, California, UCLA, Arizona, Boston College), he made 8 tackles, including 2 for a loss (with a sack). He had 2 tackles (1 for a loss) against San Jose State, 1 tackle against Oregon State, 3 tackles (with a sack) at Arizona State and 2 tackles against Stanford.

2008: Simmons was switched to offensive guard from defensive tackle in 2008 fall camp and served as a reserve there as a sophomore in 2008. He appeared briefly in 10 games (all but Arizona, California and Stanford).

2007: Simmons saw brief action in 6 games (Idaho, Nebraska, Washington State, Notre Dame, Arizona State and Illinois) as a reserve defensive tackle as a redshirt freshman in 2007. He made 2 tackles in 2007 (1 each against Idaho and Illinois).

2006: Simmons redshirted as a freshman defensive tackle-end in 2006, his first year at USC.

HIGH SCHOOL: He was a **2005 Super Prep Elite 50, Super Prep All-American, Super Prep All-Farwest, Prep Star All-Western, Long Beach Press-Telegram Best in the West first team, Orange County Register Fab 15 second team, Tacoma News-Tribune Western 100 and Cal-Hi Sports All-State third team** pick as a senior defensive lineman and tight end at Armijo High in Fairfield (Calif.). He made 72 tackles and 10 sacks in 2005, plus had 10 receptions for 174 yards (17.4 avg.) with 2 TDs.

As a junior in 2004, he was named **All-League Lineman of the Year** while making 72 tackles, 12 sacks, 2 forced fumbles, 2 fumble recoveries and 2 interceptions.

PERSONAL: He's a public policy, management and planning major at USC.

	TAC	LS/YDS	DFL	FR
2007 (Fr.)...	2	0/0	0	0
2009 (Jr.)...	8	2/5	0	0
CAREER.....	10	2/5	0	0

GAME-BY-GAME WITH DEREK SIMMONS

2009

	TAC	LS/YDS	DFL	FR
San Jose St.	2	1/2	0	0
Oregon St.	1	0/0	0	0
Arizona St.	3	1/3	0	0
Stanford	2	0/0	0	0
2009 (Jr.)...	8	2/5	0	0

2007

	TAC	LS/YDS	DFL	FR
Idaho	1	0/0	0	0
Illinois (RB)	1	0/0	0	0
2007 (Fr.)...	2	0/0	0	0



(53) MARQUIS SIMMONS
Linebacker
6-1, 215, Fr./So.
Compton, CA (Dominguez HS)

2010: Simmons will battle to get into the linebacker playing rotation as a redshirt freshman in 2010.

2009: Simmons redshirted as a freshman linebacker in 2009, his first year at USC. He won **USC's Service Team Defensive Player of the Year Award**.

HIGH SCHOOL: His 2008 honors included **Super Prep All-American, Prep Star All-American, USA Today All-USA second team, Super Prep All-Farwest, Prep Star All-West, Long Beach Press-Telegram Best in the West honorable mention, Orange County Register Fab 15 second team, Tacoma News Tribune Western 100, Cal-Hi Sports All-State third team, Golden State Preps All-Southern California third team and All-CIF Western Division first team** as a linebacker at Dominguez High in Compton (Calif.). He had 81 tackles and 7 sacks in 2008.

As a junior in 2007, he made **Cal-Hi Sports All-State Underclass second team, All-CIF Western Division first team, Long Beach Press-Telegram Dream Team first team and All-San Gabriel Valley League Defensive MVP**. He had 80 tackles and 8 sacks in 2007.

As a sophomore in 2006, he made **Cal-Hi Sports All-State Sophomore** while getting 65 tackles and 11 sacks.

PERSONAL: His brother, Melvin ("Champ"), lettered 2 seasons (2002-03) at linebacker for USC (including on Troy's 2003 national championship squad) after lettering 2 years (1999-2000) at Washington State. His brother, Marvin, lettered in 2004 at linebacker for Kansas State (he originally signed with USC). Two other brothers, Marlin (with California in 2004) and Maurice (with USC in 2008), signed with colleges but did not enroll.



(6) MALCOLM SMITH
Linebacker
6-1, 225, Sr./Sr.
Northridge, CA (Taft HS)

2010: After a fine showing while starting at linebacker in 2009, the always-around-the-ball Smith will look to do more of the same on the weak side as a senior in 2010. He had arthroscopic surgery on his ankle prior to 2010 spring practice.

2009: Smith started at weakside linebacker as a junior in 2009 and had an eye-opening performance. Overall in 2009 while appearing in 10 games (all but Washington State, California, Arizona State) and starting 9 times (all but Washington State, California, Arizona State, Stanford), he had 72 tackles (second on USC), including 6 for losses, plus 3 deflections, 1 forced fumble and 1 interception (for a 62-yard TD). He missed the Washington State and California games after spraining his right ankle at Washington and was sidelined at Arizona State after spraining his left shoulder at Oregon.

He had 5 tackles (1.5 for losses) and a deflection against San Jose State, 1 tackle at Ohio State, 6 tackles and a deflection at Washington and 5 tackles (1 for a loss) at Notre Dame. He had 10 tackles (1 for a loss) and a deflection against Oregon State, 3 tackles and forced a fumble that USC recovered (to set up a TD) at Oregon and 11 tackles against Stanford. He had a USC season-high and career-best 15 tackles (the most by a Trojan since Troy Polamalu had 20 against Utah in the 2001 Vegas Bowl), including 1.5 for losses, and returned a first quarter interception 62 yards for a touchdown against UCLA to earn **Walter Camp Football Foundation National Defensive Player of the Week and Pac-10 Defensive Player of the Week** honors. He made a game-best 10 tackles against Arizona. He had 6 tackles (1 for a loss) against Boston College.

2008: Smith served as the backup weakside linebacker and was a key special teamer as a sophomore in 2008. Overall in 2008 while appearing in all 13 games, he made 18 tackles, including 0.5 for a loss of 1 yards. He had 6 tackles against Washington, 4 at Washington State and 3 at Virginia.

2007: Smith was a backup linebacker and key special teams player as a first-year freshman in 2007. Overall in 2007 while appearing in all 13 games, he had 6 tackles and 1 forced fumble. He also returned a fumbled kickoff return 31 yards (at Nebraska). He had 1 tackle against Idaho, 2 versus Washington State and 1 each at Notre Dame, Oregon (with a forced fumble) and Arizona State.

HIGH SCHOOL: His 2006 honors included **Super Prep All-American, Prep Star All-American, Prep Star 100, Super Prep All-Farwest, Prep Star All-West, Scout.com All-West, Long Beach Press-Telegram Best in the West first team, Orange County Register Fab 15 second team, Tacoma News-Tribune Western 100, Cal-Hi Sports All-State third team, All-L.A. City first team and Los Angeles Daily News All-Area second team** as a senior linebacker and running back at Taft High in Woodland Hills (Calif.). He had 31 tackles, 10 sacks and 4 fumble recoveries on defense and ran for 919 yards on 118 carries (7.8 avg.) with 15 TDs on offense in 2006 despite missing the first half of the season with a leg injury.

As a junior in 2005, he made **Cal-Hi Sports All-State Underclass first team, All-L.A. City first team and Los Angeles Daily News All-Area first team** while making 41 tackles, 2 sacks and 1 fumble recovery, plus running for 639 yards on 73 carries (8.8 avg.) with 10 TDs and catching 27 passes for 411 yards (15.2 avg.) with 7 TDs as Taft was the L.A. City runnerup.

He was named to the **Student Sports Sophomore All-American and Cal-Hi Sports All-State Sophomore first team** as a 2004 sophomore when he had 800-plus yards of total offense and 8 TDs, plus 2 interceptions, as Taft won the L.A. City title. Current Trojan D.J. Morgan also prepated at Taft.

PERSONAL: He's an economics major at USC. His brother, Steve, was a 2006 All-American wide receiver at USC who lettered 4 years with the Trojans (2003-06) and finished his career as Troy's No. 5 career pass catcher (190 receptions with 22 TDs), and now plays with the NFL's New York Giants.

	TAC	LS/YDS	DFL	FR	INT	YDS	AVG	TD	LG
2007 (Fr.)...	6	0/0	0	0	0	0	0.0	0	0
2008 (So.)...	18	0.5/1	0	0	0	0	0.0	0	0
2009 (Jr.)...	72	6/9	3	0	1	62	62.0	1	62
CAREER.....	96	6.5/10	3	0	1	62	62.0	1	62

	KOR	YDS	AVG	TD	LG
2007 (Fr.)...	0	31#	0.0	0	31


#Yards gained with recovered fumble

GAME-BY-GAME WITH MALCOLM SMITH

2009									
	TAC	LS/YDS	DFL	FR	INT	YDS	AVG	TD	LG
San Jose St.*	5	1.5/2	1	0	0	0	0.0	0	0
Ohio State*	1	0/0	0	0	0	0	0.0	0	0
Washington*	6	0/0	1	0	0	0	0.0	0	0
Notre Dame*	5	1/1	0	0	0	0	0.0	0	0
Oregon St.*	10	1/1	1	0	0	0	0.0	0	0
Oregon*	3	0/0	0	0	0	0	0.0	0	0
Stanford	11	0/0	0	0	0	0	0.0	0	0
UCLA*	15	1.5/3	0	0	1	62	62.0	1	62
Arizona*	10	0/0	0	0	0	0	0.0	0	0
Bost. Col. (EB)*	6	1/2	0	0	0	0	0.0	0	0
2009 (Jr.)...	72	6/9	3	0	1	62	62.0	1	62

2008				
	TAC	LS/YDS	DFL	FR
Virginia	3	0/0	0	0
Ohio State	1	0/0	0	0
Arizona St.	1	0/0	0	0
Wash. St.	4	0.5/1	0	0
Arizona	1	0/0	0	0
Washington	6	0/0	0	0
Notre Dame	1	0/0	0	0
Penn St. (RB)	1	0/0	0	0
2008 (So.)...	18	0.5/1	0	0

2007				
	TAC	LS/YDS	DFL	FR
Idaho	1	0/0	0	0
Wash. St.	2	0/0	0	0
Notre Dame	1	0/0	0	0
Oregon	1	0/0	0	0
Arizona St.	1	0/0	0	0
2007 (Fr.)...	6	0/0	0	0



(70) TYRON SMITH
Offensive Tackle
6-5, 280, Jr./Jr.
Moreno Valley, CA (Rancho Verde HS)

2010: Smith, who played well in his first season as a starter in 2009, will look to build upon that showing as a junior right offensive tackle in 2010. He had surgery on his right thumb prior to 2010 spring practice.

2009: Smith started the first 12 games at right offensive tackle as a sophomore in 2009 and did a commendable job. He missed the Boston College game while academically ineligible. He made **2009 All-Pac-10 honorable mention and CollegeFootballNews.com Sophomore All-American honorable mention.**

2008: Smith served as the back up left offensive tackle and appeared on special teams as a first-year freshman in 2008. He appeared in 10 games in 2008 (all but Virginia, Oregon State and Notre Dame). He sprained his ankle prior to the Notre Dame game and missed that contest.


HIGH SCHOOL: His 2007 honors included **Parade All-American, Super Prep All-American, Prep Star All-American, Scout.com All-American first team, EA Sports All-American second team, ESPN 150, Super Prep Elite 50, Prep Star Dream Team, Super Prep All-Farwest, Prep Star All-West, Long Beach Press-Telegram Best in the West first team, Orange County Register Fab 15, Tacoma News Tribune Western 100, Cal-Hi Sports All-State first team, All-CIF Central Division first team, Los Angeles Times All-Star, Riverside Press-Enterprise All-Riverside County first team and All-Inland Valley League first team** as a senior offensive and defensive lineman at Rancho Verde High in Moreno Valley (Calif.).

As a junior in 2006, he made **Cal-Hi Sports All-State Underclass second team, All-CIF Central Division first team and Riverside Press-Enterprise All-Riverside County second team.**

He was an **All-Southwestern League second team** pick as a 2005 sophomore.

PERSONAL: He's a public policy, management and planning major at USC.

	TAC	LS/YDS	DFL	FR
2009 (So.)...	1	0/0	0	0



(29) JAWANZA STARLING
Safety
6-1, 195, So./So.
Tallahassee, FL (Lincoln HS)

2010: Starling, who also plays baseball at USC, will compete for a starting job at strong safety as a sophomore in 2010.

2009: Starling saw limited action as a backup free safety and played on special teams as a first-year freshman in 2009. Overall in 2009 while appearing in 9 games (all but San Jose State, Ohio State, Washington, Arizona State), he had 1 tackle (at California). He strained his hamstring at Oregon and missed the Arizona State game.

BASEBALL: He was an outfielder on the 2010 USC baseball team. He appeared in 9 games (starting twice in centerfield) and batted .300 (3 hits in 10 at bats) with 1 RBI, 2 runs scored and 1 stolen base.

HIGH SCHOOL: His 2008 honors included **Sporting News Top 100, Super Prep All-American, Prep Star All-American, Super Prep All-Dixie and Prep Star All-Southeast** as a senior defensive back at Lincoln High in Tallahassee (Fla.). He made 50 tackles in 2008. Lincoln played in the 2008 Florida state 4A championship game.

As a junior in 2007, he had 98 tackles, 10 tackles for losses, 5 forced fumbles and 2 interceptions.

He was a 3-year starter. He also played baseball at Lincoln.

PERSONAL: He's a human performance major at USC. Current Trojan T.J. Bryant also prepped at Lincoln. His cousin, Bryan Evans, was a defensive back at Georgia (2006-09).

WHAT OTHERS SAY: USC head coach Lane Kiffin: **"Jawanza has good range back there. He's a classic middle-third of the field player."**

	TAC	LS/YDS	DFL	FR
2009 (Fr.)...	1	0/0	0	0

GAME-BY-GAME WITH JAWANZA STARLING

2009				
	TAC	LS/YDS	DFL	FR
California	1	0/0	0	0
2009 (Fr.)...	1	0/0	0	0



(44) CHRISTIAN TUPOU
Defensive Tackle
6-2, 290, Sr./Sr.
Sacramento, CA (Grant HS)

2010: Tupou, USC's most veteran defensive lineman, was set to anchor the line in 2010 as a senior tackle starting for his third year. But he tore ligaments in his left knee in USC's spring game that concluded 2010 spring drills, so he will redshirt while

sidelined in 2010.

2009: Tupou started at nose tackle for his second season as a junior in 2009. Overall in 2009 while appearing in all 13 games (and starting all but Notre Dame and Oregon State), he had 25 tackles, including 4 for losses (with 1.5 sacks), and 2 forced fumbles. He made **2009 All-Pac-10 honorable mention and won USC Co-Defensive Lineman of the Year Award and Bob Chandler Award.**

He had 1 tackle each against San Jose State and Ohio State, then 3 tackles (including 2 for losses, with a sack) and a forced fumble at Washington. He added 2 stops (0.5 sack) against Washington State, 2 tackles at California, 4 tackles at Oregon and 3 tackles and forced a fumble that USC recovered at Arizona State. He had 1 tackle each against UCLA and Arizona. He had a team-best 7 tackles (including 1.5 for losses) against Boston College.

2008: Tupou more than held his own in his 2008 sophomore season as he started USC's last 10 games at nose tackle after serving as an often-used backup there in the first 3 contests. Overall in 13 games in 2008, he had 12 tackles, including 3 for losses of 7 yards, and a deflection. He had 3 tackles versus California and 2 each against Arizona State, Notre Dame, UCLA (with a deflection) and Penn State.

2007: Tupou saw brief action in 4 games (Washington State, Notre Dame, Arizona State and Illinois) as a reserve defensive tackle as a first-year freshman in 2007. He did not make a tackle. He won **USC's John McKay Award and Service Team Defensive Player of the Year Award.**

HIGH SCHOOL: His 2006 honors included **Super Prep All-Farwest, Prep Star All-West, Tacoma News-Tribune Western 100, Cal-Hi Sports All-State first team and Sacramento Bee Defensive MVP** as a senior defensive end and fullback at Grant High in Sacramento (Calif.). He had 82 tackles and 5 sacks in 2006 as Grant went 13-0.

As a junior in 2005, he was **All-Area, All-City and All-League** as he had 85 tackles, 16 sacks and 3 fumble recoveries.

He had 26 tackles and 9 sacks as a 2004 sophomore.

He also played basketball at Grant.

PERSONAL: He is a political science major at USC with a B- average (2.79 GPA). He made **2008 Pac-10 All-Academic honorable mention.** His brother, Fenuki, was an offensive tackle at Oregon (2007-08) who now plays with the Philadelphia Eagles.

2010 VETERAN BIOGRAPHIES

	TAC	LS/YDS	DFL	FR
2008 (So.)...	12	3/7	1	0
2009 (Jr.)...	25	4/15	0	0
CAREER.....	37	7/22	1	0

GAME-BY-GAME WITH CHRISTIAN TUPOU

2009

	TAC	LS/YDS	DFL	FR
San Jose St.*	1	0/0	0	0
Ohio State*	1	0/0	0	0
Washington*	3	2/3	0	0
Wash. St.*	2	0.5/0	0	0
California*	2	0/0	0	0
Oregon*	4	0/0	0	0
Arizona St.*	3	0/0	0	0
UCLA*	1	0/0	0	0
Arizona*	1	0/0	0	0
Bost. Col. (EB)*	7	1.5/12	0	0
2009 (Jr.)...	25	4/15	0	0

2008

	TAC	LS/YDS	DFL	FR
Oregon St.	1	0/0	0	0
Arizona St.*	2	1/2	0	0
California*	3	1/2	0	0
Notre Dame*	2	1/3	0	0
UCLA*	2	0/0	1	0
Penn St. (RB)*	2	0/0	0	0
2008 (So.)...	12	3/7	1	0

*Starter



(26) MARC TYLER Tailback 5-11, 230, Jr.*/Sr. Lancaster, CA (Oaks Christian HS)

2010: Tyler is looking to make an impact in the tailback corps as a junior in 2010.

2009: Tyler figured to be a key part of the playing rotation as a sophomore in 2009, but he sprained his toe prior to USC's second game and was

sidelined for the season (he had surgery on it). In his only appearance in 2009, he ran for 72 yards on 5 carries (14.4 avg.) with a short TD off the bench against San Jose State.

2008: Tyler showed promise as a reserve tailback in his 2008 redshirt freshman season (he also played some on special teams). Overall in 2008 while appearing in 8 games (all but Oregon State, Arizona State, Washington State, Arizona and California), he ran for 198 yards on 36 carries (5.5 avg.) with 1 TD, plus he had a 10-yard TD catch and made a tackle. He sprained his hip prior to the Arizona State contest and missed 3 mid-season games (Arizona State, Washington State and Arizona).

He caught the 10-yard TD at Virginia to go along with an 8 yard run. He added a 2-yard run versus Ohio State and a 7-yard run against Oregon. He then had 85 yards with a 6-yard scoring run on 16 carries against Washington. He had a 2-yard rush at Stanford, then rushed for 58 yards on 7 carries (all in the fourth quarter) against Notre Dame. He had 36 yards on 9 rushes at UCLA.

2007: Tyler redshirted as a freshman tailback in 2007, his first year at USC. He was slowed all season while recuperating from a high school leg injury.

HIGH SCHOOL: His 2006 honors included **USA Today All-USA first team, Parade All-American, EA Sports All-American first team, Super Prep All-American, Prep Star All-American, Scout.com All-American, Lemming All-American, Super Prep Elite 50, Prep Star 100, Rivals.com 100, Arena Football League High School Ironman of the Year** (nation's top 2-way player), **Super Prep All-Farwest, Prep Star All-West, Scout.com All-West, Long Beach Press-Telegram Best in the West first team, Orange County Register Fab 15 first team, Tacoma News-Tribune Western 100, Gatorade California Player of the Year, Cal-Hi Sports All-State first team, Cal-Hi Sports All-State Medium Schools MVP, All-CIF Northwest Division first team, Los Angeles Times All-Star Back MVP and Los Angeles Daily News All-Area Co-MVP** as a senior at Oaks Christian High in Westlake Village (Calif.). He ran for 1,700 yards on 131 carries (13.0 avg.) with 25 TDs and caught 12 passes for 265 yards (22.1 avg.) with 4 TDs as a running back, plus made 51 tackles, 2 sacks, 2 interceptions and 1 fumble recovery (for a TD) as a linebacker in 2006 despite breaking his leg before the playoffs. Oaks Christian went 15-0 and won the 2006 CIF Northwest Division and California state Division III championships (winning 46 consecutive games).

As a junior in 2005, he was named to the **EA Sports All-American third team, Cal-Hi Sports Junior MVP, Cal-Hi Sports All-State second team, Cal-Hi Sports All-State Small Schools first team, Cal-Hi Sports All-State Underclass first team, All-CIF Southern Section first team, All-CIF Division XI Co-Offensive MVP and Los Angeles Daily News All-Area first team**. He ran for 2,196 yards on 193 carries (11.4 avg.) with 45 TDs and had 28 receptions for 413 yards (14.8 avg.) with 6 TDs in 2005.

As a sophomore in 2004, he made **Student Sports Sophomore All-American, Cal-Hi Sports All-State Small Schools first team, Cal-Hi Sports All-State Sophomore first team, All-CIF Division XI first team, Los Angeles Times All-Ventura/North Coast first team and Los Angeles Daily News All-Area Small Schools first team**. He ran for 802 yards and 12 TDs

and caught 37 passes for 830 yards (22.4 avg.) with 12 TDs in 2004 as Oaks Christian was in the CIF Division XI championship game.

In his 4-year career, he had 5,443 rushing yards on 431 carries (12.6 avg.), 1,645 receiving yards, 8,000 all-purpose yards and 123 touchdowns. In 2010, he was named to the **L.A. Daily News All-Decade team and Ventura County Star Small Schools All-Decade first team**. Current Trojan Marshall Jones also prepped at Oaks Christian.

PERSONAL: He's a sociology major at USC. His father, Wendell Tyler, was a running back at UCLA (1973-76) who led the Bruins in rushing in 1975 (they won the Rose Bowl that season), earned All-Conference first team honors in 1976 and is fifth on the school's career rushing list, then was an All-Pro with the Los Angeles Rams (1977-82) and San Francisco 49ers (1983-86), appearing in the Super Bowl in 1980 and 1985.

MARC TYLER ON: Redshirting in 2007: **"It was hard to sit out. I expected to come in and play early. It ended up being a humbling experience as I had to sit out to watch and learn from the other guys. But it turned out to be a good thing because working with the scout team made me a lot better."**

	TCB	YDS	AVG	TD	LG	REC	YDS	AVG	TD	LG
2008 (Fr.)...	36	198	5.5	1	24	1	10	10.0	1	10
2009 (So.)...	5	72	14.4	1	63	0	0	0.0	0	0
CAREER.....	41	270	6.6	2	63	1	10	10.0	1	10

	TAC	LS/YDS	DFL	FR
2008 (Fr.)...	1	0/0	0	0

GAME-BY-GAME WITH MARC TYLER

2009

	TCB	YDS	AVG	TD	LG
San Jose St.	5	72	14.4	1	63
2009 (So.)...	5	72	14.4	1	63

2008

	TCB	YDS	AVG	TD	LG	REC	YDS	AVG	TD	LG
Virginia	1	8	8.0	0	8	1	10	10.0	1	10
Ohio State	1	2	2.0	0	2	0	0	0.0	0	0
Oregon	1	7	7.0	0	7	0	0	0.0	0	0
Washington	16	85	5.3	1	24	0	0	0.0	0	0
Stanford	1	2	2.0	0	2	0	0	0.0	0	0
Notre Dame	7	58	8.3	0	24	0	0	0.0	0	0
UCLA	9	36	4.0	0	11	0	0	0.0	0	0
2008 (Fr.)...	36	198	5.5	1	24	1	10	10.0	1	10



(36) SIMIONE VEHIKITE Linebacker 6-0, 220, Fr.*/So. Kapolei, HI (Kapolei HS)

2010: Vehikite, who was moved to linebacker from fullback prior to 2010 spring practice, will compete to get into the playing rotation there as a redshirt freshman in 2010.

2009: Vehikite redshirted as a freshman fullback

in 2009, his first year at USC.

HIGH SCHOOL: His 2008 honors included **Super Prep All-Farwest, Prep Star All-West, Tacoma News Tribune Western 100 and All-State first team** as a senior fullback and linebacker at Kapolei (Hi.) High. He ran for 610 yards and 10 TDs on offense and had 119 tackles, 12 tackles for losses and 10 sacks on defense in 2008.

As a junior in 2007, he played defensive line at Lahainaluna High in Lahaina (Hi.).



(24) SHAREECE WRIGHT Cornerback 5-11, 185, Sr.*/Sr. Colton, CA (Colton HS)

2010: Wright, USC's most experienced defensive back, will look to lead the secondary in 2010 as a senior cornerback.

2009: Wright was set to start at cornerback as a junior in 2009, but was ruled academically ineligible in 2009 fall camp and had to sit out the regular season. He regained his eligibility for the bowl game against Boston College and started that contest, getting 2 tackles and an interception (which set up a USC touchdown). He was limited in 2009 spring practice while recuperating from a neck injury.

2008: Wright started USC's first 2 games (Virginia and Ohio State) of his 2008 junior season at cornerback and was productive, but then suffered a hairline fracture in his neck in practice prior to the Oregon State game and was sidelined the rest of the season. Because of the early-season injury, he was allowed to redshirt. Overall in 2008, he had 8 tackles (5 at Virginia and 3 versus Ohio State).

2007: Wright was a backup cornerback who was used often as USC's nickel back and also played on special teams as a sophomore in 2007. Overall in 2007 while appearing in 11 games (all but Stanford and Arizona), he had 29 tackles, including 3.5 for losses of 26 yards (with an 8-yard sack), plus 4

deflections. He even started the Washington game. He strained his left hamstring at Washington and missed the next 2 games (Stanford and Arizona). He had 4 stops (including 2 for losses) against Idaho, 2 tackles at Nebraska, 1 stop against Washington State and 3 tackles at Washington. He had 4 tackles (0.5 for loss) at Notre Dame, 4 stops and 2 deflections against Oregon State, 2 tackles at California, 4 tackles and a deflection at Arizona State, 2 tackles (with a sack) versus UCLA and 3 tackles versus Illinois.

2006: Wright was a backup cornerback and key special teams player as a freshman in 2006, his first year at USC. Overall in 2006 while appearing in all 13 games, he had 15 tackles and 2 fumble recoveries (versus Arizona State and Stanford). He had 3 tackles against Notre Dame and 2 against Arkansas, Arizona State, Stanford and Oregon. He saw brief action at cornerback against Arkansas, Oregon and Michigan.

HIGH SCHOOL: He was a **2005 Super Prep All-American, Prep Star All-American, Super Prep All-Farwest, Prep Star All-Western, Long Beach Press-Telegram Best in the West first team, Orange County Register Feb 15 second team, Tacoma News-Tribune Western 100, Cal-Hi Sports All-State third team, All-CIF Southern Section second team, All-CIF Division I first team, Riverside Press-Enterprise All-San Bernardino first team and All-Citrus Belt League** selection as a senior defensive back and running back at Colton (Calif.) High. He had 68 tackles and 2 sacks in 2005, plus ran for 1,094 yards on 78 carries (14.1 avg.) with 16 TDs and caught 13 passes for 336 yards (25.8 avg.) with 4 TDs despite missing the first 2 games with a broken left hand.

As a junior in 2004, he made the **Riverside Press-Enterprise All-San Bernardino** squad while recording 102 tackles, 2 sacks, 3 interceptions and 2 fumble recoveries and rushing for 1,297 yard on 139 carries (9.3 avg.) with 14 TDs. Current Trojan Allen Bradford also prepped at Colton.

PERSONAL: He's a sociology major at USC.

	TAC	LS/YDS	DFL	FR	INT	YDS	AVG	TD	LG
2006 (Fr.)...	15	0/0	0	2	0	0	0.0	0	0
2007 (So.)...	29	3.5/26	4	0	0	0	0.0	0	0
2008 (Jr.)...	8	0/0	0	0	0	0	0.0	0	0
2009 (Jr.)...	2	0/0	0	0	1	0	0.0	0	0
CAREER.....	54	3.5/26	4	2	1	0	0.0	0	0

GAME-BY-GAME WITH SHAREECE WRIGHT

2009

	TAC	LS/YDS	DFL	FR	INT	YDS	AVG	TD	LG
Bost. Col. (EB)*	2	0/0	0	0	1	0	0.0	0	0
2009 (Jr.)...	2	0/0	0	0	1	0	0.0	0	0

2008

	TAC	LS/YDS	DFL	FR
Virginia*	5	0/0	0	0
Ohio State*	3	0/0	0	0
2008 (Jr.)...	8	0/0	0	0

2007

	TAC	LS/YDS	DFL	FR
Idaho	4	2/17	0	0
Nebraska	2	0/0	0	0
Wash. St.	1	0/0	1	0
Washington*	3	0/0	0	0
Notre Dame	4	0.5/1	0	0
Oregon St.	4	0/0	2	0
California	2	0/0	0	0
Arizona St.	4	0/0	1	0
UCLA	2	1/8	0	0
Illinois (RB)	3	0/0	0	0
2007 (So.)...	29	3.5/26	4	0

*Starter

2006

	TAC	LS/YDS	DFL	FR
Arkansas	2	0/0	0	0
Washington	1	0/0	0	0
Arizona St.	2	0/0	0	1
Oregon St.	1	0/0	0	0
Stanford	2	0/0	0	1
Oregon	2	0/0	0	0
California	1	0/0	0	0
Notre Dame	3	0/0	0	0
Michigan (RB)	1	0/0	0	0
2006 (Fr.)...	15	0/0	0	2

USC'S NON-SCHOLARSHIP PLAYERS




Augusto Alonso
Linebacker




Will Andrew
Linebacker



Taylor Ashton
Cornerback



Steve Blackhart
Wide Receiver




Robbie Boyer
Wide Receiver



Walter Calistro
Wide Receiver



Eric Childs
Tight End



Omari Crittenden
Cornerback



Ross Cumming
Linebacker



Bobby Der
Placekicker



Luke Freeman
Linebacker



James Harbin
Cornerback



Daniel Harper
Cornerback



Joe Houston
Placekicker



Brett Kan
Quarterback



Zack Kusnir
Tight End



John Manoogian
Quarterback



Abe Markowitz
Center



Ryan McMahon
Safety



Ahmed Mokhtar
Tailback-Fullback




Drew Ness
Wide Receiver



Allen Noble
Cornerback



William O'Brien
Snapper



Boomer Roepke
Cornerback-Punter



Cody Romness
Safety



Jeff Serrano
Tight End-Snapper



Hunter Simmons
Fullback



Spencer Spiegel
Cornerback



Scott Stephens
Wide Receiver

2010 USC NEWCOMER BIOGRAPHIES

#8 MARKEITH AMBLES

Wide Receiver

6-2, 215, Fr./Fr.

McDonough, GA (Henry County HS)

His 2009 honors included **Super Prep All-American, Prep Star All-American, EA Sports All-American third team, Sporting News Top 100, Prep Star Dream Team, Prep Star All-Southeast, Super Prep All-Georgia and All-State AA** as a senior wide receiver and defensive back at Henry County High in McDonough (Ga.). He had 51 receptions for 798 yards (15.6 avg.) with 9 TDs and 175 yards on 25 carries (7.0 avg.) on offense, plus 30 tackles, 3 deflections, 2 interceptions and 1 forced fumble on defense and returned 12 kickoffs for 211 yards (17.6 avg.) and 9 punts for 122 yards (13.6 avg.) in 2009.

As a junior in 2008, he made **All-State**. He had 53 receptions for 993 yards (18.7 avg.) with 13 TDs and scored touchdowns on 2 punt returns and 1 kickoff return in 2008.

#39 DION BAILEY

Safety

6-1, 195, Fr./Fr.

Lakewood, CA (Lakewood HS)

His 2009 honors included **Prep Star All-American, Prep Star Dream Team, Super Prep All-Farwest, Prep Star All-West, Orange County Register Fab 15 second team, Long Beach Press-Telegram Best in the West Best of the Rest, Tacoma News Tribune Western 100, Cal-Hi Sports All-State second team, All-CIF Pac-5 Division first team and All-Moore League first team** as a senior defensive back at Lakewood (Calif.) High. He had 70 tackles, 8 deflections, 3 interceptions and 1 fumble recovery in 2009.

As a junior in 2008, he made **Cal-Hi Sports All-State Underclass first team and All-Moore League**. He had 72 tackles, 11 deflections, 9 interceptions and 2 forced fumbles in 2008. Fellow Trojan signee Jesse Scroggins also prepped at Lakewood.

#16 ANTHONY BROWN

Cornerback

6-0, 185, Fr./Fr.

Rialto, CA (Kaiser HS)

His 2009 honors included **Prep Star All-American, Super Prep All-Farwest, Prep Star All-West, Tacoma News Tribune Western 100, Max Preps All-State Division I first team, Cal-Hi Sports All-State third team, All-CIF Eastern Division first team, Riverside Press-Enterprise All-Riverside second team and Inland Valley Daily Bulletin All-Inland Valley MVP** as a senior running back and defensive back at Kaiser High in Fontana (Calif.). He had 1,681 yards on 198 carries (8.5 avg.) on offense and had 55 tackles and 1 interception on defense in 2009.

As a junior in 2008, he made **Riverside Press-Enterprise All-Riverside honorable mention**. He ran for 1,010 yards and 11 TDs on offense and had 48 tackles and 3 interceptions on defense in 2008.

#63 GIOVANNI DI POALO

Center

6-6, 295, Fr./Fr.

Ventura, CA (St. Bonaventure HS)

His 2009 honors included **Prep Star All-American, USA Football Junior National Team, Prep Star Dream Team, Super Prep All-Farwest, Prep Star All-West, Tacoma News Tribune Western 100, Cal-Hi Sports All-State first team, Max Preps All-State Division III first team, All-CIF Northern Division first team, Ventura County Star All-Ventura County first team and Los Angeles Times All-Star first team** as a senior offensive lineman at St. Bonaventure High in Ventura (Calif.).

He was a 3-year (2007-09) starter at St. Bonaventure, which won the 2007 and 2008 California state Division III titles.

As a junior in 2008, he made **Ventura County Star All-Ventura County second team and All-League**.

As a sophomore in 2007, he made **Cal-Hi Sports All-State Sophomore first team and All-League**. Current Trojan Patrick Hall also prepped at St. Bonaventure.

#86 XAVIER GRIMBLE

Tight End

6-6, 245, Fr./Fr.

Las Vegas, NV (Bishop Gorman HS)

His 2009 honors included **Parade All-American, Under Armour All-American, Super Prep All-American, Prep Star All-American, Scout.com All-American first team, USA Today All-USA second team, EA Sports All-American second team, Max Preps All-American second team, Sporting News Top 100, Super Prep Elite 50, Prep Star Dream Team, Super Prep All-Farwest, Prep Star All-West, Orange County Register Fab 15 first team, Long Beach Press-Telegram Best in the West first team, Tacoma News Tribune Western 100, All-State 4A and All-Southwest District Offensive MVP** as a senior tight end at Bishop Gorman High in Las Vegas (Nev.). He had 39 catches for 709 yards (18.2 avg.) with 9 TDs in 2009. Bishop Gorman went 15-0 and won the state 4A title in 2009.

As a junior in 2008, he had 13 receptions for 310 yards (23.8 avg.) with 4 TDs.

Bishop Gorman won the state title in his 2007 sophomore season. He also played basketball at Bishop Gorman.

#77 SEANTREL HENDERSON

Offensive Tackle

6-8, 330, Fr./Fr.

St. Paul, MN (Cretin-Derham Hall HS)

His 2009 honors included **USA Today All-USA Offensive Player of the Year, Parade All-American Player of the Year, EA Sports All-American first team, Super Prep All-American, Prep Star All-American, Scout.com All-American first team, Max Preps All-American first team, Anthony Munoz Award (nation's top lineman), Sporting News Top 100, Super Prep Elite 50, Prep Star Dream Team, Super Prep All-Midwest, Prep Star All-Midwest, AP All-State Player of the Year and All-Metro** as a senior offensive and defensive lineman at Cretin-Derham Hall High in St. Paul (Minn.). He did not allow a sack in 250 pass attempts in 2009. Cretin-Derham Hall High won the 2009 Minnesota state 5A title.

As a junior in 2008, he made **USA Today All-USA first team, EA Sports All-American, Max Preps All-American second team, Rivals.com National Junior of the Year and All-State first team**.

He also was on Cretin-Derham Hall's basketball and track teams. As a youngster in 2004, he won the shot put, discus throw and 1500 meters at the Minnesota Junior Olympics.

#34 D.J. MORGAN

Tailback

6-0, 175, Fr./Fr.

Van Nuys, CA (Taft HS)

His 2009 honors included **Super Prep All-American, Prep Star All-American, Sporting News Top 100, Prep Star Dream Team, Super Prep All-Farwest, Prep Star All-West, Orange County Register Fab 15 first team, Long Beach Press-Telegram Best in the West first team, Tacoma News Tribune Western 100, Cal-Hi Sports All-State second team, All-L.A. City first team, All-L.A. City Division I Offensive Player of the Year and Los Angeles Daily News All-Area first team** as a senior running back and linebacker at Taft High in Woodland Hills (Calif.). He had 1,453 yards on 157 carries (9.3 avg.) with 23 TDs, caught 23 passes for 251 yards (10.9 avg.) with 2 TDs and threw a touchdown pass on offense and made 39 tackles (with 3 sacks), 2 interceptions and 2 forced fumbles on defense despite tearing a knee ligament late in the 2009 season.

As a junior in 2008, he made **Cal-Hi Sports All-State Underclass first team, All-L.A. City, Los Angeles Daily News All-Area first team and All-West Valley League MVP**. He had 1,841 yards on 212 carries (8.8 avg.) with 26 TDs and caught 32 passes for 583 yards (18.2 avg.) with 7 TDs in 2008.

As a sophomore in 2007, he made **Cal-Hi Sports All-State Sophomore first team and All-L.A. City first team**. He ran for 1,185 yards with 10 TDs and caught 21 passes for 235 yards (111.2 avg.) with 3 TDs in 2007. Current Trojan Malcolm Smith also prepped at Taft.

He also was on Taft's track team, where he won the 2009 California state 110-meter high hurdles title and placed second in the 300-meter intermediate hurdles as a junior. He also won the 2009 L.A. City 110-meter high hurdles title. In the summer of 2009, he won the 110-meter high hurdles at the IAAF World Youth Championships in Italy in 13.28 (the No. 5 all-time performance) in his under-17 age group. As a sophomore, he won the 2008 L.A. City titles in the 100 meters, 110-meter high hurdles and 300-meter intermediate hurdles. He had bests of 10.6 in the 100, 21.8 in the 200, 37.6 in the 300 hurdles and 22.9 in the long jump.

2010 USC NEWCOMER BIOGRAPHIES

#35 HAYES PULLARD

Linebacker

6-2, 225, Fr./Fr.

Inglewood, CA (Crenshaw HS)

His 2009 honors included **Parade All-American, Super Prep All-American, Prep Star All-American, Prep Star Dream Team, Super Prep All-Farwest, Prep Star All-West, Long Beach Press-Telegram Best in the West honorable mention, Tacoma News Tribune Western 100, Cal-Hi Sports All-State third team, All-L.A. City first team and All-L.A. City Division I first team** as a senior linebacker, defensive back and running back at Crenshaw High in Los Angeles (Calif.). He had 66 tackles with 2 sacks, 1 interception, 1 deflection, 1 fumble recovery and 1 forced fumble on defense and had 507 yards on 63 carries (8.0 avg.) with 9 TDs and 6 receptions for 88 yards (14.7 avg.) with 1 TD on offense in 2009.

As a junior in 2008, he made **Cal-Hi Sports All-State Underclass first team and All-L.A. City**. He had 145 tackles with 26 tackles for loss and 6 sacks, 4 fumble recoveries, 3 forced fumbles and 1 interception on defense and had 968 rushing yards with 11 TDs and 15 receptions for 146 yards (9.7 avg.) with 3 TDs on offense in 2008.

As a sophomore in 2007, he made **Cal-Hi Sports All-State Sophomore first team and All-L.A. City first team**.

He also was on Crenshaw's basketball and track (with a best of 10.9 in the 100 meters) teams.

#37 NICKELL ROBEY

Cornerback

5-8, 165, Fr./Fr.

Frostproof, FL (Frostproof HS)

His 2009 honors included **Super Prep All-Dixie** as a senior defensive back and running back at Frostproof (Fla.) High. He had 764 yards on 88 carries (8.9 avg.) with 9 TDs and caught 17 passes for 232 yards (13.7 avg.) with 6 TDs on offense, had 73 tackles, 2 interceptions and 2 forced fumbles on defense and averaged 17.1 yards on 8 punt returns and 34.7 yards on 7 kickoff returns in 2009.

As a junior in 2008, he made **All-State 2B first team and All-County first team**. He ran for 1,600 yards with 10 TDs and caught 33 passes for 475 yards (14.4 avg.) with 4 TDs on offense and had 6 interceptions on defense.

As a sophomore in 2007, he ran for 1,500 yards on offense and had 40 tackles and 7 interceptions on defense.

He also was on Frostproof's baseball (earning All-State second team honors) and track (bests of 10.71 in the 100 meters, 23-9 in the long jump and 45-11 in the triple jump) teams. He was the 2010 State 2A District 8 and Region 2 long jump champion.

#15 JESSE SCROGGINS

Quarterback

6-3, 205, Fr./Fr.

Lakewood, CA (Lakewood HS)

His 2009 honors included **Under Armour All-American, Super Prep All-American, Prep Star All-American, Prep Star Dream Team, Super Prep All-Farwest, Prep Star All-West, Orange County Register Fab 15 second team, Long Beach Press-Telegram Best in the West first team, Tacoma News Tribune Western 100, Cal-Hi Sports All-State second team, All-CIF Pac-5 Division first team and All-Moore League MVP** as a senior quarterback at Lakewood High. He completed 163-of-258 passes (63.2%) for 2,395 yards and 35 TDs with just 5 interceptions in 2009 (he also ran for 3 TDs).

As a junior in 2008, he completed 176-of-314 passes (56.1%) for 2,462 yards with 23 TDs and 10 interceptions.

As a sophomore in 2007, he completed 101-of-166 passes (60.8%) for 1,517 yards with 17 TDs and 3 interceptions. Fellow Trojan signee Dion Bailey also prepped at Lakewood.

#51 GLEN STANLEY

Linebacker

6-3, 245, Jr.*/Sr.

Silver Springs, FL (Vanguard HS/Bowling Green/
Eastern Arizona JC)

His 2009 honors included **Super Prep JUCO 100 and All-Western State League first team** as a sophomore linebacker, defensive end and tight end at Eastern Arizona Junior College in Thatcher (Ariz.). He had 59 tackles, 20 tackles for loss, 11 sacks and a forced fumble in 2009.

He did not play in 2008 after spending his 2007 freshman season at Bowling Green. He started 5 games at linebacker in 2007, getting 44 tackles, 2 tackles for loss, 2 deflections and 1 forced fumble. He was the **Mid-American Conference Player of the Week** for his 18-tackle performance against Eastern Michigan in his first start for Bowling Green.

He spent his 2006 senior season at Vanguard High in Ocala (Fla.), where he had 20 tackles as a safety.

He helped Trinity Catholic High in Ocala to the Florida state Class 2B title in 2005.

#82 RANDALL TELFER

Tight End

6-4, 230, Fr./Fr.

Rancho Cucamonga, CA (Rancho Cucamonga HS)

His 2009 honors included **Super Prep All-American, Prep Star All-American, Prep Star Dream Team, Super Prep All-Farwest, Prep Star All-West, Long Beach Press-Telegram Best in the West Best of the Rest, Tacoma News Tribune Western 100, Max Preps All-State Division I first team, Cal-Hi Sports All-State second team, All-CIF Central Division first team, Riverside Press-Enterprise All-Riverside and All-Baseline League first team** as a senior tight end at Rancho Cucamonga (Calif.) High. He had 45 receptions for 905 yards (20.1 avg.) with 8 TDs in 2009.

As a junior in 2008, he made **Cal-Hi Sports All-State Underclass second team, All-CIF Central Division first team, Riverside Press-Enterprise All-Riverside honorable mention, Inland Valley Daily Bulletin All-Inland Valley first team, San Bernardino Sun All-San Bernardino first team and All-Baseline League first team**. He had 44 receptions for 678 yards (14.7 avg.) with 5 TDs in 2008 as Rancho Cucamonga won the CIF Central Division title.

#89 CHRISTIAN THOMAS

Tight End

6-3, 240, Fr./Fr.

Palmdale, CA (Highland HS)

His 2009 honors included **Super Prep All-American, Prep Star All-American, Prep Star Dream Team, Super Prep All-Farwest, Prep Star All-West, Long Beach Press-Telegram Best in the West Best of the Rest, Tacoma News Tribune Western 100, Max Preps All-State Division I second team and Los Angeles Daily News All-Area first team** as a senior tight end at Highland High in Palmdale (Calif.). He had 43 receptions for 674 yards (15.7 avg.) with 9 TDs in 2009.

As a junior in 2008, he made **Cal-Hi Sports All-State Underclass first team and All-CIF Western Division first team**. He had 39 receptions for 690 yards (17.7 avg.) with 8 TDs in 2008.

#95 GEORGE UKO

Defensive Tackle

6-4, 300, Fr./Fr.

Chino, CA (Don Lugo HS)

His 2009 honors included **Parade All-American, Under Armour All-American, Super Prep All-American, Prep Star All-American, Scout.com All-American second team, Sporting News Top 100, Super Prep Elite 50, Prep Star Dream Team, Super Prep All-Farwest, Prep Star All-West, Orange County Register Fab 15 first team, Long Beach Press-Telegram Best in the West first team, Tacoma News Tribune Western 100, Max Preps All-State Division I first team, Inland Valley Daily Bulletin All-Inland Valley first team and All-Mt. Baldy League** as a senior defensive lineman at Don Lugo High in Chino (Calif.). He had 91 tackles with 15 sacks in 2009.

As a junior in 2008, he made **Inland Valley Daily Bulletin All-Inland Valley second team and All-League**. He had 90 tackles (with 5 sacks), 2 forced fumbles and 1 fumble recovery in 2008.

#41 SOMA VAINUKU

Fullback

6-2, 255, Fr./Fr.

Eureka, CA (Eureka HS)

His 2009 honors included **Super Prep All-Farwest, Cal-Hi Sports All-State Medium Schools first team and All-Humboldt-Del Norte Big Four League first team** as a senior linebacker and fullback at Eureka (Calif.) High. He had 2,202 yards on 252 carries (8.7 avg.) with 38 TDs on offense and 14 tackles, 1 interception and 1 forced fumble on defense in 2009.. eureka won the 2009 CIF North Coast Division II title.

As a junior in 2008, he had 800 rushing yards with 14 TDs on offense and 34 tackles, 1 interception and 1 forced fumble on defense.

As a sophomore in 2007, he had 1,500 rushing yards with 27 TDs. His father was a rugby star in Tonga. His cousin is former USC All-American (2005-08) and current Cincinnati Bengals linebacker Rey Mauluga.

#13 ROBERT WOODS**Wide Receiver****6-1, 185, Fr./Fr.****Carson, CA (Serra HS)**

His 2009 honors included **USA Today All-USA first team, Parade All-American, EA Sports All-American first team, Super Prep All-American, Prep Star All-American, Scout.com All-American first team, Max Preps All-American first team, Max Preps All-American Medium Schools first team, Sporting News Top 100, Super Prep Elite 50, Prep Star Dream Team, Super Prep All-Farwest, Prep Star All-West, Orange County Register Fab 15 first team, Long Beach Press-Telegram Best in the West first team, Tacoma News Tribune Western 100, Cal-Hi Sports All-State first team, Max Preps All-State Division III first team, All-CIF Northwest Division Defensive MVP, Los Angeles Times All-Star Back of the Year, South Bay Daily Breeze All-South Bay Player of the Year and All-Del Rey League MVP** as a senior wide receiver and defensive back at Serra High in Gardena (Calif.). He had 66 receptions for 1,112 yards (16.8 avg.) with 15 TDs on offense and had 96 tackles and 8 interceptions on defense in 2009. Serra went 15-0 in 2009 and won the CIF Northwest Division title and the California state Division III championship (he had 226 all-purpose yards in the state final game).

As a junior in 2008, he made **Cal-Hi Sports All-State, Cal-Hi Sports All-State Medium School first team, Cal-Hi Sports All-State Underclass first team, All-CIF Northwest Division Co-Defensive MVP, Rivals.com All-Southern Section first team, South Bay Daily Breeze All-South Bay Player of the Year and All-Del Rey League MVP**. He had 81 receptions for 1,378 yards (17.0 avg.) with 19 TDs on offense, had 87 tackles and 7 interceptions (2 returned for TDs) on defense and returned 5 kickoffs and 2 punts for touchdowns in 2008. Serra was a CIF Northwest Division finalist in 2008.

As a sophomore in 2007, he made **Cal-Hi Sports All-State Sophomore first team, All-CIF Northwest Division first team, South Bay Daily Breeze All-South Bay first team and All-Del Rey League Defensive MVP**. He had 45 receptions for 801 yards (17.8 avg.) with 12 TDs along with 273 rushing yards on offense and had 81 tackles and 9 interceptions on defense in 2007. Current Trojan DaJohn Harris also prepped at Serra.

He also was on Serra's track team, where he finished third in the 2009 California state 400 meters and anchored the 2009 state champion 400-meter relay team. In 2010, he won the CIF Division IV 200- and 400-meter races and ran on the winning 1,600-meter relay team. At the 2010 California state meet, he was second in the 400, third in the 200 and anchored the winning 1,600-meter relay team. He was the 2009 and 2010 South Bay Daily Breeze All-South Bay Track Athlete of the Year. He has bests of 21.01 in the 200 (fourth fastest in the nation in 2010) and 46.17 in the 400 (second fastest in the nation in 2010), plus a 45.8 split in the 1,600-meter relay. In 2010, he ran on relay teams that clocked a national-best 40.66 in the 400-meter relay and a state meet-record 3:04.42 in the 1,600-meter relay.

#14 DEMETRIUS WRIGHT**Cornerback****6-1, 205, Fr./Fr.****Corona, CA (Corona HS)**

His 2009 honors included **Super Prep All-American, Super Prep All-Farwest, Orange County Register Fab 15 second team, Long Beach Press-Telegram Best in the West honorable mention, Tacoma News Tribune Western 100, Riverside Press-Enterprise All-Riverside honorable mention** as a senior defensive back and running back at Corona (Calif.) High. He had 68 tackles with 1 sack, 2 deflections, 1 interception, 1 fumble recovery and 1 forced fumble on defense and had 426 yards on 59 carries (7.2 avg.) with 4 TDs and 10 receptions for 125 yards (12.5 avg.) with 1 TD on offense in 2009.

As a junior in 2008, he made **All-State Underclass third team, Riverside Press-Enterprise All-Riverside honorable mention and All-Big VIII League first team**. He had 52 tackles, 3 interceptions, 13 deflections, 2 fumble recoveries, 1 forced fumble and 3 touchdowns on defense and had 450 yards on 62 carries (7.4 avg.) with 10 TDs on defense and 16 receptions for 225 yards (14.1 avg.) on offense in 2008.

He also was on Corona's track (best of 10.8 in the 100 meters and 22.7 in the 200) and wrestling (17-3 record in 2009 as a junior) teams.



2010 USC FOOTBALL ROSTERS

ALPHABETICAL ROSTER

NO.	NAME	POS.	HGT.	WGT.	BIRTHDAY	CL.(ATH/AC)	EXP.	HOMETOWN (HIGH SCHOOL/JC/COLLEGE)
57	ALONSO, Augusto	LB	6-2	220	12/27/89	So.*/Jr.	—	Omaha, NE (Creighton Prep)
8	AMBLES, Markeith	WR	6-2	215	11/26/91	Fr./Fr.	—	McDonough, GA (Henry County)
50	ANDREW, Will	LB	6-2	225	12/25/90	Fr.*/So.	SQ	Huntington Beach (Edison)
94	ARMSTEAD, Armond	DE	6-5	295	8/3/90	Jr./Jr.	2V	Sacramento (Pleasant Grove)
9	ASHTON, Taylor	CB	5-8	175	12/27/87	Jr.*/Sr.	TR	Mission Viejo (Mission Viejo/Arizona State)
9	AUSBERRY, David	TE	6-4	235	9/25/87	Sr.*/Sr.	3V	Lemoore (Lemoore)
88	AYLES, Blake	TE	6-5	245	10/1/89	Jr./Jr.	2V	Orange (Orange Lutheran)
39	BAILEY, Dion	S	6-1	195	3/2/92	Fr./Fr.	—	Lakewood (Lakewood)
7	BARKLEY, Matt	QB	6-2	220	9/8/90	So./So.	1V	Newport Beach (Mater Dei)
30	BAUCHAM, Brian	CB	5-11	175	3/27/90	So.*/Jr.	1V	Torrance (West Torrance)
28	BAXTER, Dillon	TB	6-0	195	10/23/91	Fr./Fr.	—	San Diego (Mission Bay)
46	BLACKHART, Steve	WR	6-1	180	2/22/90	So.*/Jr.	SQ	Reno, NV (Galena)
56	BOYD, James	DE	6-4	245	10/10/91	Fr.*/So.	SQ	Bakersfield (Jordan)
49	BOYER, Robbie	WR	6-0	180	11/2/89	So.*/Jr.	SQ	Newport Beach (Mater Dei)
21	BRADFORD, Allen	TB	6-0	235	8/31/88	Sr.*/Sr.	4V	San Bernardino (Colton)
16	BROWN, Anthony	CB	6-0	185	10/15/90	Fr./Fr.	—	Rialto (Kaiser)
38	BRYANT, T.J.	CB	6-0	180	10/9/90	Jr./Jr.	2V	Tallahassee, FL (Lincoln)
19	BUTLER, Brice	WR	6-4	195	1/29/90	So.*/Jr.	1V	Norcross, GA (Norcross)
4	CALISTRO, Walter	WR	5-9	165	5/29/91	Fr.*/So.	—	Kailua, HI (Kamehameha)
84	CAMERON, Jordan	TE	6-5	235	8/7/88	Sr.*/Sr.	2V	Newbury Park (NewburyPark/BYU/Ventura JC)
80	CARSWELL, Brandon	WR	6-1	195	5/22/89	Jr.*/Sr.	2V	Milpitas (Milpitas)
91	CASEY, Jurrell	DT	6-1	305	12/5/89	Jr./Jr.	2V	Long Beach (Poly)
87	CHILDS, Eric	TE	6-4	230	12/7/89	So.*/Jr.	—	Cypress (St. Michael's Prep)
72	COLEMAN, Martin	OT	6-5	335	7/2/87	Jr.*/Sr.	SQ	Huntington Beach (Edison)
45	CRITTENDEN, Omari	CB	6-0	190	4/11/88	Sr.*/Sr.	SQ	Modesto (Johansen/Modesto JC)
46	CUMMING, Ross	LB	6-1	230	9/28/87	Jr./Jr.	2V	Laguna Niguel (Santa Margarita/Naval Academy Prep)
39	DER, Bobby	PK	6-1	170	9/13/89	So.*/Jr.	—	Naperville, IL (Naperville North/North Central College)
63	Di POALO, Giovanni	C	6-6	295	6/16/91	Fr./Fr.	—	Ventura (St. Bonaventure)
40	ELLISON, Rhett	TE	6-5	245	10/3/88	Jr.*/Sr.	2V	Portola Valley (St. Francis)
92	FANGUPO, Hebron	DT	6-2	310	7/19/85	Jr.*/Sr.	1V	Santa Ana (Century/Mt. San Antonio JC)
81	FLOURNOY, De'Von	WR	6-0	185	12/31/90	So./So.	1V	Studio City (Birmingham)
28	FREEMAN, Luke	LB	5-10	200	7/17/90	Fr.*/So.	—	Westlake Village (Westlake)
2	GABLE, C.J.	TB	6-0	205	10/19/87	Sr.*/Sr.	4V	Sylmar (Sylmar)
54	GALIPPO, Chris	LB	6-2	250	4/12/89	Jr.*/Sr.	3V	Corona (Servite)
71	GRAF, Kevin	OG-OT	6-6	300	6/17/91	Fr.*/So.	SQ	Agoura Hills (Agoura)
81	GREENE, Kevin	DE	6-3	250	5/14/90	Fr.*/So.	SQ	Oakland (Sacred Heart Cathedral Prep)
86	GRIMBLE, Xavier	TE	6-6	245	9/2/92	Fr./Fr.	—	Las Vegas, NV (Bishop Gorman)
25	HALL, Patrick	S	6-0	190	7/16/91	Fr./Fr.	—	Oxnard (St. Bonaventure)
47	HARBIN, James	CB	5-10	175	2/23/89	Jr.*/Sr.	—	Los Angeles (Narbonne/Los Angeles Southwest JC)
48	HARFMAN, Jacob	P-PK	5-10	195	7/26/89	Sr./Sr.	1V	Chino (Ayala/Urbana/Mt. San Antonio JC)
26	HARPER, Daniel	CB	5-10	180	6/4/89	Jr.*/Sr.	2V	Rancho Cucamonga (Damien)
98	HARRIS, DaJohn	DT	6-4	305	1/24/89	Jr.*/Sr.	2V	Inglewood (Serra)
4	HARRIS, Torin	CB	6-1	185	5/12/91	Fr.*/So.	SQ	Las Vegas, NV (Palo Verde)
31	HAVILI, Stanley	FB	6-1	225	11/14/87	Sr.*/Sr.	4V	Salt Lake City, UT (Cottonwood)
74	HEBERER, Zack	OG	6-5	295	6/9/88	Sr.*/Sr.	3V	San Pedro (San Pedro)
77	HENDERSON, Seantrel	OT	6-8	330	1/21/92	Fr./Fr.	—	St. Paul, MN (Cretin-Derham Hall)
78	HOLMES, Khaled	OG	6-4	300	1/19/90	So.*/Jr.	1V	Santa Ana (Mater Dei)
23	HORTON, Shane	LB	6-0	220	7/25/88	Jr.*/Sr.	1V	Chatsworth (Notre Dame/UNLV)
96	HORTON, Wes	DE	6-5	260	1/18/90	So.*/Jr.	1V	Chatsworth (Notre Dame)
30	HOUSTON, Joe	PK	5-7	170	9/4/86	Sr.*/Sr.	SQ	Redondo Beach (Mira Costa/El Camino JC)
97	JACKSON, Malik	DE	6-5	245	1/11/90	Jr./Jr.	2V	Northridge (Birmingham)
83	JOHNSON, Ronald	WR	6-0	185	8/3/88	Sr./Sr.	3V	Muskegon, MI (Muskegon)
27	JONES, Marshall	S	5-11	185	9/7/88	Jr.*/Sr.	3V	Agoura Hills (Oaks Christian)
75	KALIL, Matt	OT	6-7	295	7/6/89	So.*/Jr.	1V	Corona (Servite)
14	KAN, Brett	QB	6-2	205	6/5/88	Jr.*/Sr.	TR	Honolulu, HI (Punahou/Princeton)
42	KENNARD, Devon	LB	6-3	250	6/24/91	So./So.	1V	Phoenix, AZ (Desert Vista)
44	KUSNIR, Zack	TE	6-5	255	2/6/89	Jr.*/Sr.	—	La Jolla (La Jolla Country Day/San Diego State)

NO.	NAME	POS.	HGT.	WGT.	BIRTHDAY	CL.(ATH/AC)	EXP.	HOMETOWN (HIGH SCHOOL/JC/COLLEGE)
68	LEWIS, Butch	OG	6-5	295	12/1/87	Sr./Sr.	3V	Denver, CO (Regis Jesuit)
18	MANOOGIAN, John	QB	6-0	215	6/9/90	So.*/Jr.	SQ	Los Angeles (Windward)
50	MARKOWITZ, Abe	C	6-1	285	9/26/90	So.*/Jr.	SQ	Hawaii Kai, HI (Punahou)
59	MARTINEZ, John	OG	6-2	290	7/23/91	Fr./So.	SQ	Murray, UT (Cottonwood)
19	McALLISTER, Drew	S	6-1	195	11/12/89	Jr./Jr.	2V	Danville (Monte Vista)
7	McDONALD, T.J.	S	6-3	205	1/26/91	So./So.	1V	Fresno (Edison)
49	McMAHON, Ryan	S	6-0	200	10/15/89	Jr./Jr.	2V	Diamond Bar (Damien)
22	McNEAL, Curtis	TB	5-7	185	12/3/89	So.*/Jr.	1V	Los Angeles (Venice)
27	MOKHTAR, Ahmed	TB-FB	6-0	210	3/7/88	Jr./Sr.	SQ	Laguna Beach (Mater Dei/Oregon State/ Orange Coast JC)
18	MOORE, Byron	S	6-1	200	10/24/91	Fr./So.	SQ	Carson (Narbonne)
34	MORGAN, D.J.	TB	6-0	175	1/3/92	Fr./Fr.	—	Van Nuys (Taft)
17	MORGAN, Michael	LB	6-4	220	1/16/88	Sr./Sr.	3V	Dallas, TX (Skyline)
16	MUSTAIN, Mitch	QB	6-2	200	2/27/88	Sr./Sr.	2V	Springdale, AR (Springdale/Arkansas)
23	NESS, Drew	WR	6-0	180	1/24/89	Jr./Sr.	SQ	San Diego (Westview)
41	NOBLE, Allen	CB	6-0	185	1/19/89	Jr./Sr.	SQ	Denver, CO (Eaglecrest/Colorado School of Mines/Mt. San Antonio JC)
13	O'BRIEN, William	SNP	5-11	195	5/26/89	Fr./So.	—	Pleasanton (Foothill)
61	O'DOWD, Kristofer	C	6-5	300	5/14/88	Sr./Sr.	3V	Tucson, AZ (Salpointe Catholic)
15	PATTERSON, Travon	WR	5-9	170	9/20/88	Sr./Sr.	4V	Long Beach (Poly)
8	PERRY, Nick	DE	6-3	250	4/12/90	So.*/Jr.	1V	Detroit, MI (King)
62	POUSSON, Chris	SNP	6-4	240	7/21/89	Jr./Jr.	2V	San Diego (St. Augustine)
85	PRATER, Kyle	WR	6-5	210	6/21/92	Fr./Fr.	—	Maywood, IL (Proviso West)
35	PULLARD, Hayes	LB	6-2	225	4/18/92	Fr./Fr.	—	Inglewood (Crenshaw)
67	REARDON, Michael	C	6-5	290	12/23/88	Jr./Sr.	1V	Anaheim (Orange Lutheran)
37	ROBEY, Nickell	CB	5-8	165	1/17/92	Fr./Fr.	—	Frostproof, FL (Frostproof)
10	ROEPKE, Boomer	CB-P	5-8	185	8/11/89	Jr./Sr.	SQ	Reno, NV (Reno)
22	ROMNESS, Cody	S	5-11	175	6/2/89	So.*/Jr.	—	Palm Desert (Palm Desert)
15	SCROGGINS, Jesse	QB	6-3	205	3/17/92	Fr./Fr.	—	Lakewood (Lakewood)
45	SERRANO, Jeff	TE-SNP	6-5	225	3/16/88	Sr./Sr.	—	Walnut (Walnut/Mt. San Antonio JC)
10	SHOEMATE, D.J.	FB	6-0	225	1/1/90	Jr./Jr.	2V	Corona (Servite)
90	SIMMONS, Derek	DT	6-4	300	2/16/88	Sr./Sr.	3V	Suisun (Armijo)
48	SIMMONS, Hunter	FB	6-1	245	9/20/90	Fr./So.	SQ	Pasadena (Loyola)
53	SIMMONS, Marquis	LB	6-1	215	3/17/91	Fr./So.	SQ	Compton (Dominguez)
6	SMITH, Malcolm	LB	6-1	225	7/5/89	Sr./Sr.	3V	Northridge (Taft)
70	SMITH, Tyron	OT	6-5	280	12/12/90	Jr./Jr.	2V	Moreno Valley (Rancho Verde)
34	SPIEGEL, Spencer	CB	5-11	185	5/4/89	Jr./Sr.	SQ	Los Angeles (Harvard-Westlake)
51	STANLEY, Glen	LB	6-3	245	11/11/87	Jr./Sr.	—	Silver Springs, FL (Vanguard/Bowling Green/ Eastern Arizona JC)
29	STARLING, Jawanza	S	6-1	195	6/21/91	So./So.	1V	Tallahassee, FL (Lincoln)
47	STEPHENS, Scott	WR	6-1	185	2/5/88	Sr./Sr.	1V	Pasadena (St. Francis)
82	TELFER, Randall	TE	6-4	230	5/16/92	Fr./Fr.	—	Rancho Cucamonga (Rancho Cucamonga)
89	THOMAS, Christian	TE	6-3	240	12/16/91	Fr./Fr.	—	Palmdale (Highland)
44	TUPOU, Christian	DT	6-2	290	5/7/89	Sr./Sr.	3V	Sacramento (Grant)
26	TYLER, Marc	TB	5-11	230	9/27/88	Jr./Sr.	1V	Lancaster (Oaks Christian)
95	UKO, George	DT	6-4	300	2/11/92	Fr./Fr.	—	Chino (Don Lugo)
41	VAINUKU, Soma	FB	6-2	255	5/28/92	Fr./Fr.	—	Eureka (Eureka)
36	VEHIKITE, Simione	LB	6-0	220	3/13/91	Fr./So.	SQ	Kapolei, HI (Kapolei)
13	WOODS, Robert	WR	6-1	185	4/10/92	Fr./Fr.	—	Carson (Serra)
14	WRIGHT, Demetrius	CB	6-1	205	12/19/91	Fr./Fr.	—	Corona (Corona)
24	WRIGHT, Shareece	CB	5-11	185	4/8/87	Sr./Sr.	4V	Colton (Colton)

*Used up redshirt year

HEAD COACH: Lane KIFFIN (Fresno State, 1998), First Year

ASSISTANT COACHES: Joe BARRY, Linebackers (USC, 1994); John BAXTER, Associate Head Coach/Special Teams Coordinator (Loras, 1985); Keary COLBERT, Tight Ends Assistant (USC, 2006); James CREGG, Offensive Line (Colorado State, 1997); Willie Mack GARZA, Secondary (Texas, 1993); Clay HELTON, Quarterbacks (Houston, 1994); Monte KIFFIN, Assistant Head Coach (Nebraska, 1963); John MORTON, Passing Game Coordinator/Wide Receivers (Western Michigan, 1997); Ed ORGERON, Defensive Coordinator/Recruiting Coordinator/Defensive Line (Northwestern State, 1984)

STRENGTH AND CONDITIONING COACH: Aaron AUSMUS (Tennessee, 1998)

SENIOR ASSOCIATE ATHLETIC DIRECTOR: Mark JACKSON (Colby, 1995)

NUMERICAL ROSTER

NO.	NAME	POS.	HGT.	WGT.	BIRTHDAY	CL.(ATH/AC)	EXP.	HOMETOWN (HIGH SCHOOL/JC/COLLEGE)
2	GABLE, C.J.	TB	6-0	205	10/19/87	Sr./Sr.	4V	Sylmar (Sylmar)
4	HARRIS, Torin	CB	6-1	185	5/12/91	Fr./So.	SQ	Las Vegas, NV (Palo Verde)
4	CALISTRO, Walter	WR	5-9	165	5/29/91	Fr./So.	—	Kailua, HI (Kamehameha)
6	SMITH, Malcolm	LB	6-1	225	7/5/89	Sr./Sr.	3V	Northridge (Taft)
7	BARKLEY, Matt	QB	6-2	220	9/8/90	So./So.	1V	Newport Beach (Mater Dei)
7	McDONALD, T.J.	S	6-3	205	1/26/91	So./So.	1V	Fresno (Edison)
8	PERRY, Nick	DE	6-3	250	4/12/90	So./Jr.	1V	Detroit, MI (King)
8	AMBLES, Markeith	WR	6-2	215	11/26/91	Fr./Fr.	—	McDonough, GA (Henry County)
9	AUSBERRY, David	TE	6-4	235	9/25/87	Sr./Sr.	3V	Lemoore (Lemoore)
9	ASHTON, Taylor	CB	5-8	175	12/27/87	Jr./Sr.	TR	Mission Viejo (Mission Viejo/Arizona State)
10	SHOEMATE, D.J.	FB	6-0	225	1/1/90	Jr./Jr.	2V	Corona (Servite)
10	ROEPKE, Boomer	CB-P	5-8	185	8/11/89	Jr./Sr.	SQ	Reno, NV (Reno)
13	WOODS, Robert	WR	6-1	185	4/10/92	Fr./Fr.	—	Carson (Serra)
13	O'BRIEN, William	SNP	5-11	195	5/26/89	Fr./So.	—	Pleasanton (Foothill)
14	WRIGHT, Demetrius	CB	6-1	205	12/19/91	Fr./Fr.	—	Corona (Corona)
14	KAN, Brett	QB	6-2	205	6/5/88	Jr./Sr.	TR	Honolulu, HI (Punahou/Princeton)
15	PATTERSON, Travon	WR	5-9	170	9/20/88	Sr./Sr.	4V	Long Beach (Poly)
15	SCROGGINS, Jesse	QB	6-3	205	3/17/92	Fr./Fr.	—	Lakewood (Lakewood)
16	MUSTAIN, Mitch	QB	6-2	200	2/27/88	Sr./Sr.	2V	Springdale, AR (Springdale/Arkansas)
16	BROWN, Anthony	CB	6-0	185	10/15/90	Fr./Fr.	—	Rialto (Kaiser)
17	MORGAN, Michael	LB	6-4	220	1/16/88	Sr./Sr.	3V	Dallas, TX (Skyline)
18	MOORE, Byron	S	6-1	200	10/24/91	Fr./So.	SQ	Carson (Narbonne)
18	MANOOGIAN, John	QB	6-0	215	6/9/90	So./Jr.	SQ	Los Angeles (Windward)
19	BUTLER, Brice	WR	6-4	195	1/29/90	So./Jr.	1V	Norcross, GA (Norcross)
19	McALLISTER, Drew	S	6-1	195	11/12/89	Jr./Jr.	2V	Danville (Monte Vista)
21	BRADFORD, Allen	TB	6-0	235	8/31/88	Sr./Sr.	4V	San Bernardino (Colton)
22	McNEAL, Curtis	TB	5-7	185	12/3/89	So./Jr.	1V	Los Angeles (Venice)
22	ROMNESS, Cody	S	5-11	175	6/2/89	So./Jr.	—	Palm Desert (Palm Desert)
23	HORTON, Shane	LB	6-0	220	7/25/88	Jr./Sr.	1V	Chatsworth (Notre Dame/UNLV)
23	NESS, Drew	WR	6-0	180	1/24/89	Jr./Sr.	SQ	San Diego (Westview)
24	WRIGHT, Shareece	CB	5-11	185	4/8/87	Sr./Sr.	4V	Colton (Colton)
25	HALL, Patrick	S	6-0	190	7/16/91	Fr./Fr.	—	Oxnard (St. Bonaventure)
26	TYLER, Marc	TB	5-11	230	9/27/88	Jr./Sr.	1V	Lancaster (Oaks Christian)
26	HARPER, Daniel	CB	5-10	180	6/4/89	Jr./Sr.	2V	Rancho Cucamonga (Damien)
27	JONES, Marshall	S	5-11	185	9/7/88	Jr./Sr.	3V	Agoura Hills (Oaks Christian)
27	MOKHTAR, Ahmed	TB-FB	6-0	210	3/7/88	Jr./Sr.	SQ	Laguna Beach (Mater Dei/Oregon State/ Orange Coast JC)
28	BAXTER, Dillon	TB	6-0	195	10/23/91	Fr./Fr.	—	San Diego (Mission Bay)
28	FREEMAN, Luke	LB	5-10	200	7/17/90	Fr./So.	—	Westlake Village (Westlake)
29	STARLING, Jawanza	S	6-1	195	6/21/91	So./So.	1V	Tallahassee, FL (Lincoln)
30	BAUCHAM, Brian	CB	5-11	175	3/27/90	So./Jr.	1V	Torrance (West Torrance)
30	HOUSTON, Joe	PK	5-7	170	9/4/86	Sr./Sr.	SQ	Redondo Beach (Mira Costa/El Camino JC)
31	HAVILI, Stanley	FB	6-1	225	11/14/87	Sr./Sr.	4V	Salt Lake City, UT (Cottonwood)
34	MORGAN, D.J.	TB	6-0	175	1/3/92	Fr./Fr.	—	Van Nuys (Taft)
34	SPIEGEL, Spencer	CB	5-11	185	5/4/89	Jr./Sr.	SQ	Los Angeles (Harvard-Westlake)
35	PULLARD, Hayes	LB	6-2	225	4/18/92	Fr./Fr.	—	Inglewood (Crenshaw)
36	VEHIKITE, Simone	LB	6-0	220	3/13/91	Fr./So.	SQ	Kapolei, HI (Kapolei)
37	ROBEY, Nickell	CB	5-8	165	1/17/92	Fr./Fr.	—	Frostproof, FL (Frostproof)
38	BRYANT, T.J.	CB	6-0	180	10/9/90	Jr./Jr.	2V	Tallahassee, FL (Lincoln)
39	BAILEY, Dion	S	6-1	195	3/2/92	Fr./Fr.	—	Lakewood (Lakewood)
39	DER, Bobby	PK	6-1	170	9/13/89	So./Jr.	—	Naperville, IL (Naperville North/North Central College)
40	ELLISON, Rhett	TE	6-5	245	10/3/88	Jr./Sr.	2V	Portola Valley (St. Francis)
41	VAINUKU, Soma	FB	6-2	255	5/28/92	Fr./Fr.	—	Eureka (Eureka)
41	NOBLE, Allen	CB	6-0	185	1/19/89	Jr./Sr.	SQ	Denver, CO (Eaglecrest/Colorado School of Mines/Mt. San Antonio JC)
42	KENNARD, Devon	LB	6-3	250	6/24/91	So./So.	1V	Phoenix, AZ (Desert Vista)
44	TUPOU, Christian	DT	6-2	290	5/7/89	Sr./Sr.	3V	Sacramento (Grant)
44	KUSNIR, Zack	TE	6-5	255	2/6/89	Jr./Sr.	—	La Jolla (La Jolla Country Day/San Diego State)
45	CRITTENDEN, Omari	CB	6-0	190	4/11/88	Sr./Sr.	SQ	Modesto (Johansen/Modesto JC)
45	SERRANO, Jeff	TE-SNP	6-5	225	3/16/88	Sr./Sr.	—	Walnut (Walnut/Mt. San Antonio JC)

2010 USC NUMERICAL ROSTER

NO.	NAME	POS.	HGT.	WGT.	BIRTHDAY	CL.(ATH/AC)	EXP.	HOMETOWN (HIGH SCHOOL/JC/COLLEGE)
46	CUMMING, Ross	LB	6-1	230	9/28/87	Jr./Jr.	2V	Laguna Niguel (Santa Margarita/Naval Academy Prep)
46	BLACKHART, Steve	WR	6-1	180	2/22/90	So.*/Jr.	SQ	Reno, NV (Galena)
47	STEPHENS, Scott	WR	6-1	185	2/5/88	Sr.*/Sr.	1V	Pasadena (St. Francis)
47	HARBIN, James	CB	5-10	175	2/23/89	Jr.*/Sr.	—	Los Angeles (Narbonne/Los Angeles Southwest JC)
48	HARFMAN, Jacob	P-PK	5-10	195	7/26/89	Sr./Sr.	1V	Chino (Ayala/Urbana/Mt. San Antonio JC)
48	SIMMONS, Hunter	FB	6-1	245	9/20/90	Fr.*/So.	SQ	Pasadena (Loyola)
49	McMAHON, Ryan	S	6-0	200	10/15/89	Jr./Jr.	2V	Diamond Bar (Damien)
49	BOYER, Robbie	WR	6-0	180	11/2/89	So.*/Jr.	SQ	Newport Beach (Mater Dei)
50	MARKOWITZ, Abe	C	6-1	285	9/26/90	So.*/Jr.	SQ	Hawaii Kai, HI (Punahou)
50	ANDREW, Will	LB	6-2	225	12/25/90	Fr.*/So.	SQ	Huntington Beach (Edison)
51	STANLEY, Glen	LB	6-3	245	11/11/87	Jr.*/Sr.	—	Silver Springs, FL (Vanguard/Bowling Green/ Eastern Arizona JC)
53	SIMMONS, Marquis	LB	6-1	215	3/17/91	Fr.*/So.	SQ	Compton (Dominguez)
54	GALIPPO, Chris	LB	6-2	250	4/12/89	Jr.*/Sr.	3V	Corona (Servite)
56	BOYD, James	DE	6-4	245	10/10/91	Fr.*/So.	SQ	Bakersfield (Jordan)
57	ALONSO, Augusto	LB	6-2	220	12/27/89	So.*/Jr.	—	Omaha, NE (Creighton Prep)
59	MARTINEZ, John	OG	6-2	290	7/23/91	Fr.*/So.	SQ	Murray, UT (Cottonwood)
61	O'DOWD, Kristofer	C	6-5	300	5/14/88	Sr./Sr.	3V	Tucson, AZ (Salpointe Catholic)
62	POUSSON, Chris	SNP	6-4	240	7/21/89	Jr./Jr.	2V	San Diego (St. Augustine)
63	Di POALO, Giovanni	C	6-6	295	6/16/91	Fr./Fr.	—	Ventura (St. Bonaventure)
67	REARDON, Michael	C	6-5	290	12/23/88	Jr.*/Sr.	1V	Anaheim (Orange Lutheran)
68	LEWIS, Butch	OG	6-5	295	12/1/87	Sr.*/Sr.	3V	Denver, CO (Regis Jesuit)
70	SMITH, Tyron	OT	6-5	280	12/12/90	Jr./Jr.	2V	Moreno Valley (Rancho Verde)
71	GRAF, Kevin	OG-OT	6-6	300	6/17/91	Fr.*/So.	SQ	Agoura Hills (Agoura)
72	COLEMAN, Martin	OT	6-5	335	7/2/87	Jr.*/Sr.	SQ	Huntington Beach (Edison)
74	HEBERER, Zack	OG	6-5	295	6/9/88	Sr.*/Sr.	3V	San Pedro (San Pedro)
75	KALIL, Matt	OT	6-7	295	7/6/89	So.*/Jr.	1V	Corona (Servite)
77	HENDERSON, Seantriel	OT	6-8	330	1/21/92	Fr./Fr.	—	St. Paul, MN (Cretin-Derham Hall)
78	HOLMES, Khaled	OG	6-4	300	1/19/90	So.*/Jr.	1V	Santa Ana (Mater Dei)
80	CARSWELL, Brandon	WR	6-1	195	5/22/89	Jr.*/Sr.	2V	Milpitas (Milpitas)
81	FLOURNOY, De'Von	WR	6-0	185	12/31/90	So./So.	1V	Studio City (Birmingham)
81	GREENE, Kevin	DE	6-3	250	5/14/90	Fr.*/So.	SQ	Oakland (Sacred Heart Cathedral Prep)
82	TELFER, Randall	TE	6-4	230	5/16/92	Jr./Fr.	—	Rancho Cucamonga (Rancho Cucamonga)
83	JOHNSON, Ronald	WR	6-0	185	8/3/88	Sr./Sr.	3V	Muskegon, MI (Muskegon)
84	CAMERON, Jordan	TE	6-5	235	8/7/88	Sr.*/Sr.	2V	Newbury Park (NewburyPark/BYU/Ventura JC)
85	PRATER, Kyle	WR	6-5	210	6/21/92	Fr./Fr.	—	Maywood, IL (Proviso West)
86	GRIMBLE, Xavier	TE	6-6	245	9/2/92	Fr./Fr.	—	Las Vegas, NV (Bishop Gorman)
87	CHILDS, Eric	TE	6-4	230	12/7/89	So.*/Jr.	—	Cypress (St. Michael's Prep)
88	AYLES, Blake	TE	6-5	245	10/1/89	Jr./Jr.	2V	Orange (Orange Lutheran)
89	THOMAS, Christian	TE	6-3	240	12/16/91	Fr./Fr.	—	Palmdale (Highland)
90	SIMMONS, Derek	DT	6-4	300	2/16/88	Sr.*/Sr.	3V	Suisun (Armijo)
91	CASEY, Jurrell	DT	6-1	305	12/5/89	Jr./Jr.	2V	Long Beach (Poly)
92	FANGUPO, Hebron	DT	6-2	310	7/19/85	Jr.*/Sr.	1V	Santa Ana (Century/Mt. San Antonio JC)
94	ARMSTEAD, Armond	DE	6-5	295	8/3/90	Jr./Jr.	2V	Sacramento (Pleasant Grove)
95	UKO, George	DT	6-4	300	2/11/92	Fr./Fr.	—	Chino (Don Lugo)
96	HORTON, Wes	DE	6-5	260	1/18/90	So.*/Jr.	1V	Chatsworth (Notre Dame)
97	JACKSON, Malik	DE	6-5	245	1/11/90	Jr./Jr.	2V	Northridge (Birmingham)
98	HARRIS, DaJohn	DT	6-4	305	1/24/89	Jr.*/Sr.	2V	Inglewood (Serra)

*Used up redshirt year

HEAD COACH: Lane KIFFIN (Fresno State, 1998), First Year

ASSISTANT COACHES: Joe BARRY, Linebackers (USC, 1994); John BAXTER, Associate Head Coach/Special Teams Coordinator (Loras, 1985); Keary COLBERT, Tight Ends Assistant (USC, 2006); James CREGG, Offensive Line (Colorado State, 1997); Willie Mack GARZA, Secondary (Texas, 1993); Clay HELTON, Quarterbacks (Houston, 1994); Monte KIFFIN, Assistant Head Coach (Nebraska, 1963); John MORTON, Passing Game Coordinator/Wide Receivers (Western Michigan, 1997); Ed ORGERON, Defensive Coordinator/Recruiting Coordinator/Defensive Line (Northwestern State, 1984)

STRENGTH AND CONDITIONING COACH: Aaron AUSMUS (Tennessee, 1998)

SENIOR ASSOCIATE ATHLETIC DIRECTOR: Mark JACKSON (Colby, 1995)

Pronunciation Guide

PLAYERS

ALONSO, Augusto	uh-LAWN-zoe, uh-GUS-toe
AMBLES, Markeith	AM-bulls, mar-KEETH
ARMSTEAD, Armond	ARM-sted, are-MOND
AUSBERRY, David	OZ-bery
AYLES, Blake	AILZ
BAILEY, Dion	BAY-lee, DEE-on
BAUCHAM, Brian	BOK-um
BOYER, Robbie	BOY-yur
CALISTRO, Walter	cuh-LIS-troe
CASEY, Jurrell	KAY-see, jur-RELL
CRITTENDEN, Omari	CRIT-un-dun, o-MAR-ee
DER, Bobby	DUR
Di POALO, Giovanni	duh PAUL-oe, joe-VAWN-nee
ELLISON, Rhett	EL-us-sun
FANGUPO, Hebron "Loni"	fan-GOO-poe, HEE-bron "LOW-nee"
FLOURNOY, DeVon	FLOOR-noy, duh-VON
GALIPPO, Chris	guh-LIP-oe
GRAF, Kevin	GRAPH
GRIMBLE, Xavier	GRIM-bull, ex-AE-vee-ur
HARBIN, James	HAR-bin
HARFMAN, Jacob	HARF-mun
HARRIS, DaJohn/Torin	HAIR-us, DAY-zhon/TORE-in
HAVILI, Stanley	huh-VEE-lee
HEBERER, Zack	HEB-ur
HENDERSON, Seantriel	HEN-dur-sun, shawn-TRELL
HOLMES, Khaled	HOMES, CALL-id
JACKSON, Malik	JAK-sun, muh-LEEK
KALIL, Matt	kuh-LIL
KAN, Brett	CON
KENNARD, Devon	ken-ARD, duh-VON
KUSNIR, Zack	KUSH-nur
MANOOGIAN, John	man-EW-ghee-un
MARKOWITZ, Abe	MAR-co-witz
MARTINEZ, John	mar-TEE-nehz
McALLISTER, Drew	muh-CAL-is-tur
McMAHON, Ryan	muk-MAN
McNEAL, Curtis	muk-NEEL
MOKHTAR, Ahmed	MOKE-tar, aw-MED
MOORE, Byron	MORE, BY-run
MUSTAIN, Mitch	muz-TANE
NOBLE, Allen	NO-bull
PATTERSON, Travon	PAT-ur-sun, TREY-von
POUSSON, Chris	POO-saan
PRATER, Kyle	PRAY-tur
PULLARD, Hayes	pull-LARD
ROBEY, Nickell	ROE-bee, nih-KELL
ROEPKE, Boomer	REP-key
ROMNESS, Cody	RAHM-ness, COE-dee
SERRANO, Jeff	suh-RON-oe
SIMMONS, Marquis	SIM-unz, MAR-cuss
SMITH, Tyron	SMITH, TIE-ron
SPIEGEL, Spencer	SPEE-gul
STARLING, Jawanza	STAR-ling, juh-WAN-zuh
TELFER, Randall	TELL-fur
TUPOU, Christian	TWO-poe
UKO, George	OOH-coe
VAINUKU, Soma	vye-NEW-coe, SOE-muh
VEHIKITE, Simione	vay-hee-KEY-tay, see-mee-OWN-yay
WRIGHT, Demetrius/Shareece	RITE, duh-ME-tree-us/shuh-REECE

COACHES/STAFF

AUSMUS, Aaron	OSS-muss
COLBERT, Keary	COL-burt, CARE-ee
CREGG, James	CRAIG
GARZA, Willie Mack	GAR-zuh
HELTON, Clay	HELL-tun
KIFFIN, Monte	KIF-in, MON-tee
ORGERON, Ed	OR-jher-oh

Trojan In-Season Birthdays

September	*2	Xavier Grimble
	4	Joe Houston
	7	Marshall Jones
	8	Matt Barkley
	13	Bobby Der
	20	Travon Patterson
	20	Hunter Simmons
	24	Asst. Coach John Morton
	*25	David Ausberry
	26	Abe Markowitz
	27	Marc Tyler
	28	Ross Cumming
October	1	Blake Ayles
	3	Rhett Ellison
	9	T.J. Bryant
	10	James Boyd
	15	Anthony Brown
		Ryan McMahon
	19	C.J. Gable
	23	Dillon Baxter
	24	Byron Moore
November	2	Robbie Boyer
	11	Glen Stanley
	12	Drew McAllister
	14	Stanley Havili
	16	Asst. Coach Willie Mack Garza
	26	Markeith Ambles
December	1	Butch Lewis
	3	Curtis McNeal

*USC football game day

USC's Youngest Player — Xavier Grimble (September 2, 1992)
USC's Oldest Player — Hebron Fangupo (July 19, 1985)

2010 Pacific-10 Schedule

Thursday, Sept. 2
USC at Hawaii

Friday, Sept. 3
ARIZONA at Toledo

Saturday, Sept. 4
 Portland State at ARIZONA STATE
 UC Davis at CALIFORNIA
 New Mexico at OREGON
 Sacramento State at STANFORD
 UCLA at Kansas State
 WASHINGTON at Brigham Young
 WASHINGTON STATE at Oklahoma State
 OREGON STATE vs. TCU at Arlington, Tex.

Saturday, Sept. 11
 Northern Arizona at ARIZONA STATE
 Citadel at ARIZONA
 Colorado at CALIFORNIA
 OREGON at Tennessee
 STANFORD at UCLA
Virginia at USC
 Syracuse at WASHINGTON
 Montana State at WASHINGTON STATE

Friday, Sept. 17
California at NEVADA

Saturday, Sept. 18
 Iowa at ARIZONA
 Arizona State at WISCONSIN
 Portland State at OREGON
 Louisville at OREGON STATE
 Wake Forest at STANFORD
 Houston at UCLA
USC at Minnesota
 Nebraska at WASHINGTON
 WASHINGTON STATE at SMU

Saturday, Sept. 25
CALIFORNIA at ARIZONA
 OREGON at ARIZONA STATE
 OREGON STATE at Boise State
 STANFORD at Notre Dame
 UCLA at Texas
USC at WASHINGTON STATE

Saturday, Oct. 2
 ARIZONA STATE at OREGON STATE
 STANFORD at OREGON
 WASHINGTON STATE at UCLA
WASHINGTON at USC

Saturday, Oct. 9
 OREGON STATE at ARIZONA
 ARIZONA STATE at WASHINGTON
 UCLA at CALIFORNIA
 OREGON at WASHINGTON STATE
USC at STANFORD

Saturday, Oct. 16
ARIZONA at WASHINGTON STATE
CALIFORNIA at USC
 OREGON STATE at WASHINGTON

Thursday, Oct. 21
UCLA at OREGON

Saturday, Oct. 23
 WASHINGTON at ARIZONA
 ARIZONA STATE at CALIFORNIA
 WASHINGTON STATE at STANFORD

Saturday, Oct. 30
 ARIZONA at UCLA
 WASHINGTON STATE at ARIZONA STATE
 CALIFORNIA at OREGON STATE
OREGON at USC
 STANFORD at WASHINGTON

Saturday, Nov. 6
 ARIZONA at STANFORD
ARIZONA STATE at USC
 WASHINGTON STATE at OREGON
 OREGON STATE at UCLA
 CALIFORNIA at WASHINGTON STATE

Saturday, Nov. 13
USC at ARIZONA
 STANFORD at ARIZONA STATE
 OREGON at CALIFORNIA
 WASHINGTON STATE at OREGON STATE

Thursday, Nov. 18
UCLA at WASHINGTON

Sat., Nov. 20
USC at OREGON STATE
 STANFORD at CALIFORNIA

Friday, Nov. 26
 ARIZONA at OREGON
 UCLA at ARIZONA STATE

Saturday, Nov. 27
 WASHINGTON at CALIFORNIA
 OREGON STATE at STANFORD
Notre Dame at USC

Thursday, Dec. 2
 ARIZONA STATE at ARIZONA

Saturday, Dec. 4
 OREGON at OREGON STATE
USC at UCLA
 WASHINGTON at WASHINGTON STATE

2010 SQUAD BREAKDOWNS

Experience Breakdown

Following is a breakdown of the 2010 USC football team. Players listed in CAPITAL LETTERS were 2009 starters (with number of starts in parentheses). Players with a “^ (x)” were 2009 co-time starters (with number of starts in parentheses). Players with a “# (x)” were 2009 part-time starters (with number of starts in parentheses). Players with a “*” were 2009 lettermen.

RETURNING SQUADMEN (73)

OFFENSE (28)

DAVID AUSBERRY, TE* ^ (6)
 Blake Ayles, TE*
 MATT BARKLEY, QB* (12)
 Robbie Boyer, WR
 Allen Bradford, TB*# (1)
 Brice Butler, WR*# (1)
 Jordan Cameron, TE*
 Brandon Carswell, WR*# (3)
 Rhett Ellison, TE*# (4)
 De’Von Flournoy, WR*
 C.J. Gable, TB*
 STANLEY HAVILI, FB* (10)
 Zack Heberer, OT*
 Khaled Holmes, OG*
 RONALD JOHNSON, WR* ^ (5)
 Matt Kalil, OT*# (1)
 BUTCH LEWIS, OG* ^ (8)
 Abe Markowitz, C
 Curtis McNeal, TB*
 Ahmed Mokhtar, TB-FB
 Mitch Mustain, QB*
 KRISTOFER O’DOWD, C* ^ (7)
 Travon Patterson, WR*
 Michael Reardon, C*
 D.J. Shoemate, FB*# (3)
 TYRON SMITH, OT* (12)
 Scott Stephens, WR*
 Marc Tyler, TB

DEFENSE (26)

ARMOND ARMSTEAD, DE* ^ (5)
 Brian Baucham, CB*
 T.J. Bryant, CB*
 JURRELL CASEY, DT* (13)
 Omari Crittenden, CB
 Ross Cumming, LB*
 Hebron Fangupo, DT*
 CHRIS GALIPPO, LB* (13)
 Daniel Harper, CB*
 DaJohn Harris, DT*
 Shane Horton, LB*# (3)
 WES HORTON, DE* ^ (9)
 Malik Jackson, DE*
 Marshall Jones, S*
 DEVON KENNARD, LB* ^ (5)
 Drew McAllister, S*# (1)
 T.J. McDonald, S*
 Ryan McMahon, S*
 MICHAEL MORGAN, LB* ^ (9)
 Nick Perry, DE*# (1)
 Derek Simmons, DT*
 MALCOLM SMITH, LB* (9)
 Spencer Spiegel, CB
 Jawanza Starling, S*
 CHRISTIAN TUPOU, DT* (11)
 Shareece Wright, CB*# (1)

SPECIAL TEAMS (3)

JACOB HARFMAN, P-PK* (10)
 Joe Houston, PK
 CHRIS POUSSON, SNP* (11)

NON-PLAYING SQUADMEN (16)

Will Andrew, LB
 Steve Blackhart, WR
 James Boyd, DE
 Martin Coleman, OT
 Kevin Graf, OG-OT
 Kevin Greene, DE
 Torin Harris, CB
 John Manoogian, QB
 John Martinez, OG
 Byron Moore, S
 Drew Ness, WR
 Allen Noble, CB
 Boomer Roepke, CB-P
 Hunter Simmons, FB
 Marquis Simmons, LB
 Simone Vehikite, LB

SPRING 2010 ENROLLEES/ ADDITIONS (15)

OFFENSE (7)

Dillon Baxter, TB
 Walter Calistro, WR
 Eric Childs, TE
 Brett Kan, QB
 Zack Kusnir, TE
 Kyle Prater, WR
 Jeff Serrano, TE-SNP

DEFENSE (6)

Augusto Alonso, LB
 Taylor Ashton, CB
 Luke Freeman, LB
 James Harbin, CB
 Patrick Hall, S
 Cody Romness, S

SPECIAL TEAMS (2)

Bobby Der, PK
 William O’Brien, SNP

INCOMING JUNIOR COLLEGE TRANSFERS (1)

DEFENSE (1)

Glen Stanley, LB

INCOMING SCHOLARSHIP FRESHMEN (16)

OFFENSE (10)

Markeith Ambles, WR
 Giovanni Di Paolo, C
 Xavier Grimble, TE
 Seantrel Henderson, OT
 D.J. Morgan, TB
 Jess Scroggins, QB
 Randall Telfer, TE
 Christian Thomas, TE
 Soma Vainuku, FB
 Robert Woods, WR

DEFENSE (6)

Dion Bailey, S
 Anthony Brown, CB
 Hayes Pullard, LB
 Nickell Robey, CB
 George Uko, DT
 Demetrius Wright, CB

SQUADMEN LOST (36)

OFFENSE (18)

CHARLES BROWN, OT* (12)
 JEFF BYERS, OG-C* (13)
 Sean Calcagnie, WR
 Preston Cavnac, WR
 Aaron Corp, QB*# (1)
 Adam Goodman, FB*
 Garrett Green, QB-WR*
 J.B. Green, WR
 Nick Howell, OT*
 Stafon Johnson, TB*# (1)
 Bryson Lloyd, TE
 ANTHONY MCCOY, TE* (9)
 JOE MCKNIGHT, TB* (11)
 Garrett Nolan, C*
 ALEX PARSONS, OG-C* (11)
 Spencer Vigoren, WR
 Ian Wandler, TE*
 DAMIAN WILLIAMS, WR* (11)

DEFENSE (15)

Luthur Brown, LB*
 Jordan Campbell, LB*# (1)
 Dan Deckas, LB*
 Robert Erickson, S*
 Nick Garratt, LB*
 EVERSON GRIFFEN, DE* (12)
 WILL HARRIS, S* (13)
 Justin Hart, CB*
 Michael Helfrich, S
 Jarvis Jones, LB*
 Uona Kaveinga, LB*
 TAYLOR MAYS, S* (12)
 JOSH PINKARD, CB-S* (12)
 Averell Spicer, DT*
 KEVIN THOMAS, CB* (13)

SPECIAL TEAMS (3)

JORDAN CONGDON, PK* (13)
 Billy O’Malley, P*# (3)
 COOPER STEPHENSON, SNP* (13)

**CLASS
BREAKDOWN**

SENIORS (21)

David Ausberry
Allen Bradford
Jordan Cameron
Omari Crittenden
C.J. Gable
Jacob Harfman
Stanley Havili
Zack Heberer
Joe Houston
Ronald Johnson
Butch Lewis
Michael Morgan
Mitch Mustain
Kristofer O'Dowd
Travon Patterson
Jeff Serrano
Derek Simmons
Malcolm Smith
Scott Stephens
Christian Tupou
Shareece Wright

JUNIORS (32)

Armond Armstead
Taylor Ashton
Blake Ayles
T.J. Bryant
Brandon Carswell
Jurrell Casey
Martin Coleman
Ross Cumming
Rhett Ellison
Hebron Fangupo
Chris Galippo
James Harbin
Daniel Harper
DaJohn Harris
Shane Horton
Malik Jackson
Marshall Jones
Brett Kan
Zack Kusnir
Drew McAllister
Ryan McMahon
Ahmed Mokhtar
Drew Ness
Allen Noble
Chris Pousson
Michael Reardon
Boomer Roepke
D.J. Shoemate
Tyron Smith
Spencer Spiegel
Glen Stanley
Marc Tyler

SOPHOMORES (20)

Augusto Alonso
Matt Barkley
Brian Baucham
Steve Blackhart
Robbie Boyer
Brice Butler
Eric Childs
Bobby Der
De'Von Flournoy
Khaled Holmes
Wes Horton
Matt Kalil
Devon Kennard
John Manoogian
Abe Markowitz
T.J. McDonald
Curtis McNeal
Nick Perry
Cody Romness
Jawanza Starling

FRESHMEN (32)

Markeith Ambles
Will Andrew*
Dion Bailey
Dillon Baxter
James Boyd*
Anthony Brown
Walter Calistro*
Giovanni Di Poalo
Luke Freeman*
Kevin Graf*
Kevin Greene*
Xavier Grimble
Patrick Hall
Torin Harris*
Seantrel Henderson
John Martinez*
Byron Moore*
D.J. Morgan
William O'Brien*
Kyle Prater
Hayes Pullard
Nickell Robey
Jesse Scroggins
Hunter Simmons*
Marquis Simmons*
Randall Telfer
Christian Tupou
George Uko
Soma Vainuku
Simione Vehikite*
Robert Woods
Demetrius Wright
*Redshirt freshman

**GEORGRAPHIC
BREAKDOWN**

(by hometown state)

ARIZONA (2)

Devon Kennard
Kristofer O'Dowd

ARKANSAS (1)

Mitch Mustain

CALIFORNIA (78)

Will Andrew
Armond Armstead
Taylor Ashton
David Ausberry
Blake Ayles
Dion Bailey
Matt Barkley
Brian Baucham
Dillon Baxter
James Boyd
Robbie Boyer
Allen Bradford
Anthony Brown
Jordan Cameron
Brandon Carswell
Jurrell Casey
Eric Childs
Martin Coleman
Omari Crittenden
Ross Cumming
Giovanni Di Poalo
Rhett Ellison
Hebron Fangupo
De'Von Flournoy
Luke Freeman
C.J. Gable
Chris Galippo
Kevin Graf
Kevin Greene
Patrick Hall
James Harbin
Jacob Harfman
Daniel Harper
DaJohn Harris
Zack Heberer
Khaled Holmes
Shane Horton
Wes Horton
Joe Houston
Malik Jackson
Marshall Jones
Matt Kalil
Zack Kusnir
John Manoogian
Drew McAllister
T.J. McDonald
Ryan McMahon
Curtis McNeal
Ahmed Mokhtar
Byron Moore
D.J. Morgan
Drew Ness
William O'Brien
Travon Patterson
Chris Pousson

Hayes Pullard
Michael Reardon
Cody Romness
Jesse Scroggins
Jeff Serrano
D.J. Shoemate
Derek Simmons
Hunter Simmons
Marquis Simmons
Malcolm Smith
Tyron Smith
Spencer Spiegel
Scott Stephens
Randall Telfer
Christian Thomas
Christian Tupou
Marc Tyler
George Uko
Soma Vainuku
Robert Woods
Demetrius Wright
Shareece Wright

COLORADO (2)

Butch Lewis
Allen Noble

FLORIDA (4)

T.J. Bryant
Nickell Robey
Glen Stanley
Jawanza Starling

GEORGIA (2)

Markeith Ambles
Brice Butler

HAWAII (4)

Walter Calistro
Brett Kan
Abe Markowitz
Simione Vehikite

ILLINOIS (2)

Bobby Der
Kyle Prater

MICHIGAN (2)

Ronald Johnson
Nick Perry

MINNESOTA (1)

Seantrel Henderson

NEBRASKA (1)

Augusto Alonso

NEVADA (4)

Steve Blackhart
Xavier Grimble
Torin Harris
Boomer Roepke

TEXAS (1)

Michael Morgan

UTAH (2)

Stanley Havili
John Martinez



2009 GAME-BY-GAME STATISTICS

Individual Statistics

(Returning players in CAPITAL LETTERS)
(USC game highs in bold face)

Name	San Jose St.	Ohio St.	Wash.	Wash. St.	Cal	No. Dame	Ore. St.	Oregon	Ariz. St.	Stanford	UCLA	Arizona	BC
Rushing: TCB-NET-TD													
McKnight	14-145-2	16-60-0	11-100-1	6-49-1	20-119-2	19-79-1	11-65-0	15-95-0	15-78-0	16-142-1	12-47-0	9-35-0	--
BRADFORD	4-53-1	2-4-0	4-18-0	6-55-0	12-53-0	8-45-1	15-147-2	6-22-0	14-67-0	2-4-1	14-62-2	11-66-1	17-72-0
S. Johnson	6-27-2	11-50-2	10-64-0	5-16-1	--	--	--	--	--	--	--	--	--
HAVILI	2-10-0	--	6-59-0	2-11-0	--	1-5-0	--	--	--	--	3-14-0	5-37-0	2-2-0
GABLE	7-37-0	--	--	3-2-0	2-6-0	--	--	4-32-0	--	4-14-0	1-2-0	--	3-9-0
TYLER	5-72-1	--	--	--	--	--	--	--	--	--	--	--	--
McNEAL	--	--	--	3-26-0	1-3-0	--	1-1-0	--	--	--	--	--	1-3-0
Williams	--	1-7-0	--	--	--	1-9-0	--	--	--	--	--	--	--
PATTERSON	--	--	--	--	1-2-0	--	--	--	--	--	--	--	1-13-0
Corp	1-3-(-3)	--	2-9-0	1-1-0	--	--	--	--	--	--	--	--	--
MOKHTAR	2-4-0	--	--	--	--	--	--	--	--	--	--	--	--
R. JOHNSON	--	--	--	--	--	--	--	--	1-4-0	--	--	--	--
McCoy	--	1-2-0	--	--	--	--	--	--	--	--	--	--	--
SHOEMATE	1-2-0	--	--	--	--	--	--	--	--	1-0-0	--	--	--
Team	--	2-(-13)-0	--	1-(-2)-0	1-(-3)-0	--	1-(-2)-0	1-(-2)-0	1-(-1)-0	--	1-(-1)-0	--	2-(-4)-0
BARKLEY	3-(-5)-0	7-8-0	--	2-(-2)-0	3-(-6)-0	4-(-17)-0	5-16-1	3-(-7)-0	2-(-2)-0	4-(-22)-0	3-6-0	6-0-0	3-(-7)-1
Passing: PA-PC-INT-YDS-TD													
BARKLEY	19-15-0	31-15-1	--	22-13-0	35-20-1	29-19-1	25-15-2	38-21-1	22-7-1	31-21-3	26-18-1	37-20-1	37-27-2
Corp	233-1	195-0	--	247-2	283-0	380-2	202-2	187-2	112-1	196-1	206-1	144-1	350-2
Corp	4-4-0	--	22-13-1	--	--	--	--	--	--	--	--	--	--
Team	45-1	--	110-0	--	--	--	--	--	--	--	--	--	--
Team	--	1-0-0	--	--	--	--	--	--	--	--	--	--	--
Team	--	0-0	--	--	--	--	--	--	--	--	--	--	--
Receiving: NO-YDS-TD													
Williams	3-67-0	5-51-0	3-40-0	5-100-1	8-101-0	4-108-2	6-58-0	9-82-1	2-81-1	--	5-82-1	8-51-0	12-189-0
R. JOHNSON	--	--	--	--	--	1-13-0	6-99-1	3-28-1	1-13-0	7-69-0	5-48-0	5-50-1	6-58-0
McCoy	3-64-0	2-45-0	1-11-0	1-40-0	2-37-0	5-153-0	2-25-1	--	--	1-7-0	3-61-0	2-14-0	--
HAVILI	3-26-0	2-24-0	4-36-0	3-46-0	1-56-0	1-19-0	--	--	--	2-8-0	--	--	6-83-2
McKnight	1-21-0	2-45-0	3-6-0	2-9-0	3-12-0	1-8-0	--	3-23-0	2-3-0	3-11-0	1-(-4)-0	1-12-0	--
BUTLER	1-11-0	--	1-11-0	1-29-1	2-27-0	2-32-0	1-20-0	1-25-0	1-11-0	6-96-1	2-13-0	1-14-0	1-3-0
AUSBERRY	2-37-0	3-28-0	1-6-0	--	2-21-0	2-14-0	--	--	--	--	--	--	2-17-0
AYLES	2-22-0	--	--	1-23-0	2-29-0	1-10-0	--	1-3-0	--	--	--	--	--
ELLISON	1-4-0	--	--	--	--	2-23-0	--	--	1-4-0	--	--	2-10-0	--
CARSWELL	--	--	--	--	--	--	--	3-24-0	--	--	1-4-0	1-(-7)-0	--
PATTERSON	1-3-0	--	--	--	--	--	--	--	--	2-5-0	--	--	--
SHOEMATE	2-23-1	--	--	--	--	--	--	--	--	--	--	--	--
S. Johnson	--	1-2-0	--	--	--	--	--	--	--	--	--	--	--
BRADFORD	--	--	--	--	--	--	--	--	--	--	1-2-0	--	--
GABLE	--	--	--	--	--	--	--	1-2-0	--	--	--	--	--
Punting: NO-YDS-LONG													
HARFMAN	--	--	--	3-139-51	3-120-47	4-153-59	3-132-47	6-232-48	8-297-51	3-105-37	8-363-54	6-202-49	4-166-43
O'Malley	6-208-45	5-188-41	4-164-53	--	--	--	--	--	--	--	--	--	--
Punt Returns: NO-YDS-LONG													
Williams	2-10-10	--	3-42-29	6-80-27	1-66-66*	1-4-4	2-68-63*	--	2-7-5	--	4-62-24	1-0-0	2-1-1
McKnight	1-18-18	--	--	--	--	--	--	--	1-10-10	--	1-11-11	1-2-2	--
*Includes 1 touchdown													
Kickoff Returns: NO-YDS-LONG													
GABLE	1-25-25	2-48-26	--	1-27-0	2-39-22	5-68-22	2-20-10	1-24-24	--	4-78-24	--	--	1-19-19
R. JOHNSON	--	--	--	--	--	--	--	5-113-30	--	4-76-28	1-16-16	3-59-26	--
McNEAL	1-16-16	--	--	--	--	--	6-119-24	3-40-24	3-67-28	--	--	--	--
S. Johnson	--	1-16-16	2-23-16	--	--	--	--	--	--	--	--	--	--
McKnight	--	--	2-50-26	--	--	--	--	--	--	--	--	--	--
Interceptions: NO-YDS-TD													
W. Harris	--	--	--	--	--	--	--	--	2-55-1	--	1-3-0	1-4-0	--
GALIPPO	--	1-51-0	--	--	--	--	--	--	1-12-0	--	--	--	--
Pinkard	--	--	--	1-43-0	--	--	--	--	--	--	1-0-0	--	--
M. SMITH	--	--	--	--	--	--	--	--	--	1-62-1	--	--	--
Mays	--	--	--	--	1-0-0	--	--	--	--	--	--	--	--
WRIGHT	--	--	--	--	--	--	--	--	--	--	--	--	1-0-0

2009 GAME-BY-GAME STATISTICS

Name	San Jose St.	Ohio St.	Wash.	Wash. St.	Cal	No. Dame	Ore. St.	Oregon	Ariz. St.	Stanford	UCLA	Arizona	BC
Defensive Statistics: TAC-FOR LOSS-PASS DEF-FUM REC													
Mays	6-0-0-0	8-0-0-0	--	4-0-0-0	10-0-0-0	10-0-0-0	11-0-0-0	8-0-0-0	5-0-0-0	11-0-1-1	9-0-0-0	9-0-2-0	5-0-0-0
M. SMITH	5-1.5-1-0	1-0-0-0	6-0-1-0	--	--	5-1-0-0	10-1-1-0	3-0-0-0	--	11-0-0-0	15-1.5-0-0	10-0-0-0	6-1-0-0
GALIPPO	9-3-0-0	5-0-0-0	8-1-1-0	5-0-0-0	5-1-3-0	9-0-0-0	7-0-0-0	3-0.5-0-0	2-1-0-0	7-0.5-0-0	5-1-1-0	2-0-1-0	3-0-0-0
W. Harris	2-0-0-0	3-0-0-0	6-0-1-0	4-1-0-0	3-0-1-0	3-0-0-0	7-1-1-0	10-1-0-1	5-0-1-0	12-0-0-0	4-0-0-0	5-0-0-0	5-0.5-0-0
CASEY	2-1-0-1	5-1-0-0	3-1-0-0	4-0-0-1	2-0.5-0-0	10-1-0-0	4-0-0-0	11-0-0-0	3-1-0-0	2-0-0-0	4-1.5-0-0	4-0.5-0-0	5-1.5-1-1
Pinkard	4-1-2-0	5-0-0-0	3-0-1-0	--	4-0-0-0	4-0-1-0	4-0-2-0	6-0-0-0	7-0-1*-1	11-0.5-0-0	6-0-0-1	5-0-3-0	--
Thomas	4-0-0-0	2-0-1-0	3-0-1-0	3-1.5-1-0	3-0-0-0	5-0-0-0	11-1-2-0	6-0-0-0	3-0-1-0	7-0-1-0	6-0-2-0	3-2-0-0	1-0-0-0
MORGAN	3-1-0-0	7-2-0-0	5-3-0-0	5-2.5-0-0	5-1-0-0	6-0-0-0	5-1-0-0	4-0.5-0-0	6-1-0-0	3-0-0-0	1-1-0-0	--	0-0-1-0
Griffen	1-0-0-0	6-1-0-0	3-1-0-0	3-1-0-0	4-1.5-0-0	5-3-0-0	6-2-0-1	7-0-0-0	--	2-0-0-0	3-0-1-0	4-0-0-0	1-0-0-0
KENNARD	5-1.5-0-0	1-0-0-0	--	3-0.5-0-1	--	1-0-0-0	0-0-1-0	2-0-0-0	2-0-0-0	4-0-0-0	6-0-1-0	8-0-0-0	2-0-1-0
S. HORTON	1-0-1-0	--	--	6-0-0-0	7-0.5-0-0	2-0-0-0	--	4-1-0-0	6-0-1-0	3-0-0-0	1-0-0-0	--	--
TUPOU	1-0-0-0	1-0-0-0	3-2-0-0	2-0.5-0-0	2-0-0-0	--	--	4-0-0-0	3-0-0-0	--	1-0-0-0	1-0-0-0	7-1.5-0-0
PERRY	4-3-0-0	2-0-0-0	4-2-0-0	4-2-0-0	--	3-1-0-0	--	3-0-0-0	--	2-0-0-0	--	--	2-1-0-0
W. HORTON	2-0.5-0-1	1-0-0-0	1-0-0-0	1-0-0-0	1-0-0-0	3-1-0-0	2-0-0-0	1-0-0-0	6-0-1-0	2-0-0-0	2-0-0-0	1-0-0-0	--
BRYANT	3-0.5-0-0	--	2-0-0-0	4-1-1-0	2-0-0-0	2-0-1-0	1-0-0-0	--	3-0-0-0	--	1-0-0-0	2-0-0-0	2-0-1-0
JACKSON	--	2-0-0-0	0-0-1-0	3-1-0-0	2-0.5-0-0	1-0-0-0	1-1-1-0	--	2-1-1-0	--	3-0-0-0	1-0-0-0	3-0-0-0
McALLISTER	--	--	4-0-0-0	4-1-0-0	2-0-0-0	2-0-0-0	1-0-0-0	--	--	--	--	--	2-0-0-0
D. HARRIS	2-1-0-0	--	--	2-0-0-0	--	1-0-0-0	1-0-0-0	2-0-0-0	1-1-0-0	1-0-0-0	--	4-0-0-0	--
J. Jones	5-1-0-0	1-0-0-0	--	3-0.5-0-0	--	2-0-0-0	2-0-0-0	--	--	--	--	--	--
G. Green	2-0-0-0	--	--	1-0-0-0	1-0-0-0	1-0-0-0	3-0-0-0	--	--	4-0-0-0	--	--	--
CUMMING	1-0-0-0	1-0-0-0	--	1-0-0-0	1-0-0-0	1-0-0-0	2-0-0-0	--	--	--	1-0-0-0	--	1-0-0-0
McMAHON	2-0-0-0	--	--	2-0-0-0	0-0-0-1	--	1-0-0-0	2-0-0-0	--	--	1-0-0-0	1-0-0-0	--
L. Brown	--	1-0-0-0	3-0-0-0	3-0-0-0	2-0-0-0	--	--	--	--	--	--	--	--
Campbell	--	--	--	8-0.5-0-0	--	--	--	--	1-0-0-0	--	--	--	--
D. SIMMONS	2-1-0-0	--	--	--	--	--	1-0-0-0	--	3-1-0-0	2-0-0-0	--	--	--
McDONALD	3-0-0-0	--	--	1-0-0-0	1-0-0-0	1-0-0-0	--	--	1-0-0-0	--	--	--	--
ARMSTEAD	--	--	--	--	--	2-0-1*-0	--	1-0-0-0	--	--	--	1-0.5-0-0	2-0.5-0-0
Team	--	--	--	--	--	--	--	--	--	1-1-0-0	1-1-0-0	4-4-0-0	--
BRADFORD	--	1-0-0-0	1-0-0-0	--	2-0-0-0	--	--	--	2-0-0-0	--	--	--	--
ELLISON	--	2-0-0-0	--	--	--	1-0-0-0	--	--	1-0-0-0	--	--	--	--
M. JONES	3-0-0-0	1-0-0-0	--	--	--	--	--	--	--	--	--	--	--
SHOEMATE	1-0-0-0	--	--	--	--	1-0-0-0	--	--	1-0-0-0	1-0-0-0	--	--	--
HARFMAN	--	--	--	--	--	1-0-0-0	1-0-0-0	--	1-0-0-0	--	--	1-0-0-0	--
BAUCHAM	--	1-0-1-0	--	--	--	--	--	--	--	--	--	--	2-0-0-0
Garratt	--	--	--	1-0.5-0-0	--	--	--	--	1-0-0-0	--	--	--	1-0-0-0
Spicer	--	--	--	--	1-0-0-0	--	--	--	--	--	1-0-0-0	--	--
Kaveinga	--	--	--	2-0-0-0	--	--	--	--	--	--	--	--	--
WRIGHT	--	--	--	--	--	--	--	--	--	--	--	--	2-0-0-0
FANGUPO	1-0-0-0	--	--	1-0.5-0-0	--	--	--	--	--	--	--	--	--
McNEAL	--	--	--	--	--	--	--	1-0-0-0	1-0-0-0	--	--	--	--
Byers	--	--	--	--	--	1-0-0-0	--	--	--	--	--	--	--
STEPHENS	--	--	1-0-0-0	--	--	--	--	--	--	--	--	--	--
Parsons	--	1-0-0-0	--	--	--	--	--	--	--	--	--	--	--
STARLING	--	--	--	--	1-0-0-0	--	--	--	--	--	--	--	--
Williams	--	--	--	--	--	--	1-0-0-0	--	--	--	--	--	--
GABLE	--	--	--	--	--	--	--	--	--	--	--	--	1-0-0-0
T. SMITH	--	--	--	--	--	--	--	--	--	1-0-0-0	--	--	--
HAVILI	--	--	--	--	--	--	--	--	--	--	--	--	1-0-0-0
McCoy	--	--	--	--	1-0-0-0	--	--	--	--	--	--	--	--
Stephenson	--	--	--	--	--	--	--	--	--	--	1-0-0-0	--	--
Goodman	--	--	--	1-0-0-0	--	--	--	--	--	--	--	--	--
McKnight	--	--	--	--	--	--	--	--	--	--	1-0-0-0	--	--
AUSBERRY	--	--	1-0-0-0	--	--	--	--	--	--	--	--	--	--

*Includes 1 blocked PAT

USC TEAM STATISTICS

	San Jose St.	Ohio St.	Wash.	Wash. St.	Cal	No. Dame	Ore. St.	Oregon	Ariz. St.	Stanford	UCLA	Arizona	BC
First Downs	22	18	16	14	20	21	22	17	12	17	18	20	20
Rush	11	8	10	6	8	5	11	8	8	7	8	11	4
Pass	11	10	3	8	12	15	9	8	2	10	10	8	16
Penalty	0	0	3	0	0	1	2	1	2	0	0	1	0
Rush Attempts	45	40	33	29	42	33	33	29	33	27	34	31	29
Yds Gain	354	148	258	172	188	147	229	160	157	167	147	157	104
Yds Lost	12	30	8	16	14	26	2	20	11	29	17	19	16
Net Yards	342	118	250	156	174	121	227	140	146	138	130	138	88
Net Yds Pass	278	195	110	247	283	380	202	187	112	196	206	144	350
Pass Att	23	32	22	22	35	29	25	38	22	31	26	37	37
Pass Com	19	15	13	13	20	19	15	21	7	21	18	20	27
Had Int	0	1	1	0	1	1	2	1	1	3	1	1	2
Tot Off Plays	68	72	55	51	77	62	58	67	55	58	60	68	66
Tot Net Yards	620	313	360	403	457	501	429	327	258	334	336	282	438
Av/Play	9.1	4.3	6.5	7.9	5.9	8.1	7.4	4.9	4.7	5.8	5.6	4.1	6.6
Fumbles-Lost	2-2	0-0	4-2	3-2	1-0	1-0	0-0	0-0	0-0	1-1	1-0	1-0	1-0
Penalties-Yds	9-72	4-30	8-75	13-115	5-55	8-70	5-60	6-30	9-98	2-19	12-107	3-30	6-37
Punts-Yds	6-208	5-188	4-164	3-139	3-120	4-153	3-132	6-232	8-297	3-105	8-363	6-202	4-166
Av/Punt	34.7	37.6	41.0	46.3	40.0	38.2	44.0	38.7	37.1	35.0	45.4	33.7	41.5
Punt Ret-Yds	3-28	0-0	3-42	6-80	1-66	1-4	2-68	0-0	3-17	0-0	5-73	2-2	2-1
KO Ret-Yds	2-41	3-64	4-73	1-27	2-39	5-68	8-139	9-177	3-67	8-154	1-16	3-59	1-19
Int-Yards	0-0	1-51	0-0	1-43	1-0	0-0	0-0	0-0	3-67	0-0	3-65	1-4	1-0
Fum Ret-Yds	0-0	0-0	0-0	0-0	0-0	0-0	1-9	0-0	1-4	0-0	0-0	0-0	1-22
Pass Time	32:35	32:27	25:49	23:51	36:46	28:49	27:42	29:00	26:25	23:40	29:05	28:42	34:23
3rd Down Con	2-9	6-16	0-10	3-9	6-15	6-13	6-9	4-14	2-13	6-12	4-12	5-13	6-12
4th Down Con	1-1	3-4	0-1	0-2	1-3	0-0	0-0	2-2	0-1	0-2	0-0	0-1	0-0
Sacks By-Yds	5-40	1-4	4-33	8-42	3-13	5-24	3-25	0-0	3-14	0-0	1-4	0-0	2-16

2009 GAME-BY-GAME STARTERS, OPPONENT TEAM STATISTICS

Game-By-Game Starters

	San Jose St.	Ohio St.	Wash.	Wash. St.	Cal	No. Dame	Ore. St.	Oregon	Ariz. St.	Stanford	UCLA	Arizona	BC	
Offense														
SE	AUSBERRY	AUSBERRY	AUSBERRY	AUSBERRY	AUSBERRY	AUSBERRY	AUSBERRY	CARSWELL	CARSWELL	R. J'HNS'N	BUTLER	R. J'HNS'N	R. J'HNS'N	R. J'HNS'N
LT	C. Brown	C. Brown	C. Brown	C. Brown	C. Brown	C. Brown	C. Brown	C. Brown	C. Brown	C. Brown	C. Brown	C. Brown	C. Brown	C. Brown
LG	LEWIS	Byers	Byers	Byers	Byers	Byers	Byers	LEWIS	LEWIS	LEWIS	LEWIS	LEWIS	Byers	Byers
C	Byers	O'DOWD	O'DOWD	O'DOWD	O'DOWD	O'DOWD	O'DOWD	Byers	Byers	Byers	Byers	Byers	O'DOWD	O'DOWD
RG	Parsons	Parsons	Parsons	Parsons	Parsons	Parsons	Parsons	Parsons	Parsons	Parsons	Parsons	Parsons	LEWIS	LEWIS
RT	T. SMITH	T. SMITH	T. SMITH	T. SMITH	T. SMITH	T. SMITH	T. SMITH	T. SMITH	T. SMITH	T. SMITH	T. SMITH	T. SMITH	T. SMITH	KALIL
TE	McCoy	McCoy	McCoy	McCoy	McCoy	McCoy	McCoy	McCoy	ELLISON	ELLISON	ELLISON	McCoy	McCoy	ELLISON
QB	BARKLEY	BARKLEY	Corp	BARKLEY	BARKLEY	BARKLEY	BARKLEY	BARKLEY	BARKLEY	BARKLEY	BARKLEY	BARKLEY	BARKLEY	BARKLEY
FB	HAVILI	HAVILI	HAVILI	HAVILI	HAVILI	HAVILI	HAVILI	SH'MATE	SH'MATE	SH'MATE	HAVILI	HAVILI	HAVILI	HAVILI
TB	McKnight	S. Johnson	McKnight	McKnight	McKnight	McKnight	McKnight	McKnight	McKnight	McKnight	McKnight	McKnight	McKnight	BRADF'RD
FL	Williams	Williams	Williams	Williams	Williams	Williams	Williams	Williams	R. J'HNS'N	Williams	CARSWELL	Williams	Williams	Williams
Defense														
DE	W. HORT'N	W. HORT'N	W. HORT'N	W. HORT'N	W. HORT'N	W. HORT'N	W. HORT'N	W. HORT'N	W. HORT'N	PERRY	ARMSTEAD	ARMSTEAD	ARMSTEAD	ARMSTEAD
NT	TUPOU	TUPOU	TUPOU	TUPOU	TUPOU	Casey	Casey	TUPOU	TUPOU	TUPOU	TUPOU	TUPOU	TUPOU	TUPOU
DT	CASEY	CASEY	CASEY	CASEY	CASEY	ARMSTEAD	ARMSTEAD	CASEY	CASEY	CASEY	CASEY	CASEY	CASEY	CASEY
DE	Griffen	Griffen	Griffen	Griffen	Griffen	Griffen	Griffen	Griffen	KENNARD	Griffen	Griffen	Griffen	Griffen	Griffen
SLB	MORGAN	MORGAN	MORGAN	MORGAN	MORGAN	MORGAN	MORGAN	MORGAN	MORGAN	KENNARD	KENNARD	KENNARD	KENNARD	KENNARD
MLB	GALIPPO	GALIPPO	GALIPPO	GALIPPO	GALIPPO	GALIPPO	GALIPPO	GALIPPO	GALIPPO	GALIPPO	GALIPPO	GALIPPO	GALIPPO	GALIPPO
WLB	M. SMITH	M. SMITH	M. SMITH	Campbell	S. HORT'N	M. SMITH	M. SMITH	M. SMITH	S.HORT'N	S. HORT'N	M. SMITH	M. SMITH	M. SMITH	M. SMITH
CB	Thomas	Thomas	Thomas	Thomas	Thomas	Thomas	Thomas	Thomas	Thomas	Thomas	Thomas	Thomas	Thomas	Thomas
SS	W. Harris	W. Harris	W. Harris	W. Harris	W. Harris	W. Harris	W. Harris	W. Harris	W. Harris	W. Harris	W. Harris	W. Harris	W. Harris	W. Harris
FS	Mays	Mays	McALLISTR	Mays	Mays	Mays	Mays	Mays	Mays	Mays	Mays	Mays	Mays	Mays
CB	Pinkard	Pinkard	Pinkard	Pinkard	Pinkard	Pinkard	Pinkard	Pinkard	Pinkard	Pinkard	Pinkard	Pinkard	Pinkard	WRIGHT

OPPONENT TEAM STATISTICS

	San Jose St.	Ohio St.	Wash.	Wash. St.	Cal	No. Dame	Ore. St.	Oregon	Ariz. St.	Stanford	UCLA	Arizona	BC
First Downs	8	10	20	18	17	27	22	31	23	24	18	17	18
Rush	3	5	5	7	5	10	8	16	7	16	5	6	9
Pass	3	5	13	9	10	12	13	15	13	8	11	11	8
Penalty	2	0	2	2	2	5	1	0	3	0	2	0	1
Rush Attempts	31	30	33	46	25	31	34	49	33	50	35	29	30
Yds Gain	75	108	96	138	101	110	184	394	103	330	148	88	135
Yds Lost	66	20	40	53	15	28	31	3	22	5	14	6	41
Net Yards	9	88	56	85	86	82	153	391	81	325	134	82	94
Net Yds Pass	112	177	237	144	199	285	329	222	266	144	188	239	218
Pass Att	30	25	35	31	40	44	43	31	50	22	39	40	33
Pass Com	15	11	21	16	15	25	30	19	23	12	18	22	14
Had Int	0	1	0	1	1	0	0	0	3	0	3	1	1
Tot Off Plays	61	55	68	77	65	75	77	80	83	72	74	69	63
Tot Net Yards	121	265	293	229	285	367	482	613	347	469	322	321	312
Avg/Play	2.0	4.8	4.3	3.0	4.4	4.9	6.3	7.7	4.2	6.5	4.4	4.7	5.0
Fumbles-Lost	2-2	1-0	1-0	4-2	2-1	4-0	3-1	1-1	3-1	1-1	3-1	0-0	3-1
Penalties-Yds	7-20	5-37	10-69	8-42	3-25	4-38	9-85	9-53	9-75	4-40	5-60	6-35	4-30
Punts-Yds	12-521	6-232	7-266	7-314	7-272	5-189	3-147	1-53	8-328	2-88	7-308	6-226	6-208
Avg/Punt	43.4	38.7	38.0	44.9	38.9	37.8	49.0	53.0	41.0	44.0	44.0	47.7	34.7
Punt Ret-Yds	2-3	3-14	0-0	2-3	2-1	1-2	0-0	2-(-1)	2-7	1-0	2-6	0-0	0-0
KO Ret-Yds	6-123	4-100	4-96	4-84	6-127	6-124	5-166	2-99	3-77	4-77	3-68	2-64	2-49
Int-Yards	0-0	1-3	1-5	0-0	1-2	1-30	2-7	1-7	1-17	3-70	1-17	1-0	2-40
Fum Ret-Yds	0-0	0-0	0-0	0-0	0-0	0-0	0-0	0-0	0-0	0-0	0-0	0-0	0-0
Pass Time	27:25	27:33	34:11	36:09	23:14	31:11	32:18	31:00	33:35	36:20	30:55	31:18	25:37
3rd Down Con	1-16	4-13	7-15	6-18	5-16	5-14	7-15	8-15	5-18	8-11	5-16	9-17	4-12
4th Down Con	1-1	0-1	0-0	2-2	0-2	2-3	1-1	1-1	2-3	1-1	2-3	1-2	0-1
Sacks By-Yds	2-9	2-10	0-0	1-7	1-8	3-18	0-0	2-12	1-5	2-11	0-0	3-17	1-10



2009 ALL-STAR HONORS

MATT BARKLEY **Quarterback**

Davey O'Brien Award semifinalist
CollegeFootballNews.com Freshman All-American honorable mention
Davey O'Brien National Quarterback of the Week (vs. Notre Dame)

ALLEN BRADFORD **Tailback**

All-Pac-10 honorable mention
USC Player of the Game versus UCLA Award
Pac-10 Offensive Player of the Week (vs. Oregon State)

CHARLES BROWN **Offensive Tackle**

Pac-10 Morris Trophy
ESPN.com All-American first team
Sporting News All-American first team
CollegeFootballNews.com All-American third team
All-Pac-10 first team
ESPN.com All-Pac-10 first team
Sporting News All-Pac-10 first team
CollegeFootballNews.com All-Pac-10 first team
Rivals.com All-Pac-10 second team
Phil Steele's All-Pac-10 second team
Senior Bowl invitee

BRICE BUTLER **Wide Receiver**

ESPN.com Pac-10 All-Freshman first team

JEFF BYERS **Offensive Guard-Center**

William V. Campbell Trophy semifinalist
CBSSports.com All-American second team
Rivals.com All-American second team
Scout.com All-American second team
Phil Steele's All-American second team
AP All-American third team
SI.com All-American honorable mention
All-Pac-10 first team
ESPN.com All-Pac-10 first team
Sporting News All-Pac-10 first team
CollegeFootballNews.com All-Pac-10 first team
Rivals.com All-Pac-10 first team
Phil Steele's All-Pac-10 first team
USC Offensive Lineman of the Year Award
USC Co-Lifter of the Year Award
Pac-10 All-Academic honorable mention
East-West Shrine Game invitee
Senior Bowl invitee

JURRELL CASEY **Defensive Tackle**

CollegeFootballNews.com Sophomore All-American second team
All-Pac-10 honorable mention
Phil Steele's All-Pac-10 first team
USC Co-Defensive Lineman of the Year Award
Pac-10 Defensive Player of the Week (vs. Notre Dame)

JORDAN CONGDON **Placekicker**

Lou Groza Award semifinalist
Pac-10 All-Academic honorable mention

CHRIS GALIPPO **Linebacker**

Butkus Award semifinalist
All-Pac-10 honorable mention
Phil Steele's All-Pac-10 third team
CollegeFootballNews.com Sophomore All-American first team

ADAM GOODMAN **Fullback**

Pac-10 All-Academic honorable mention

GARRETT GREEN **Quarterback-Wide Receiver**

All-Pac-10 second team (ST)
USC Special Teams Player of the Year Award
USC Trojan Football Alumni Club Award
Pac-10 All-Academic honorable mention

EVERSON GRIFFEN **Defensive End**

All-Pac-10 second team
Sporting News All-Pac-10 first team
Phil Steele's All-Pac-10 first team
Rivals.com All-Pac-10 second team

WILL HARRIS **Safety**

All-Pac-10 honorable mention
Rivals.com All-Pac-10 second team
USC Co-Lifter of the Year Award
Pac-10 Defensive Player of the Week (vs. Arizona State)

NICK HOWELL **Offensive Tackle**

Texas Vs. The Nation Bowl invitee

STAFON JOHNSON **Tailback**

USC Most Inspirational Player Award
Senior Bowl invitee

DEVON KENNARD **Defensive End**

ESPN.com Pac-10 All-Freshman first team
Sporting News Pac-10 All-Freshman first team
USC John McKay Award

BUTCH LEWIS **Offensive Tackle**

All-Pac-10 honorable mention

TAYLOR MAYS **Safety**

Bednarik Award semifinalist
Thorpe Award semifinalist
Lott Trophy semifinalist
Walter Camp All-American first team
CollegeFootballNews.com All-American first team
AP All-American second team
Sporting News All-American second team
Rivals.com All-American third team
SI.com All-American honorable mention
Pro Football Weekly All-American honorable mention
All-Pac-10 first team
ESPN.com All-Pac-10 first team
Sporting News All-Pac-10 first team
CollegeFootballNews.com All-Pac-10 first team
Phil Steele's All-Pac-10 first team
Rivals.com All-Pac-10 second team
USC Co-Lifter of the Year Award
USC Jack Oakie "Rise and Shine" Award
U.S. Army All-American Bowl College Player of the Week (vs. Ohio State)
Lott Trophy Impact Player of the Week (vs. California)
Pac-10 Defensive Player of the Week (vs. California)
Senior Bowl invitee

2009 ALL-STAR HONORS

DREW McALLISTER **Safety**

Pac-10 All-Academic honorable mention

ANTHONY McCOY **Tight End**

Mackey Award semifinalist
All-Pac-10 honorable mention
Rivals.com All-Pac-10 second team
Phil Steele's All-Pac-10 second team
USC Player of the Game versus Notre Dame Award
John Mackey National Tight End of the Week (vs. Notre Dame)
Senior Bowl invitee

JOE McKNIGHT **Tailback**

Pro Football Weekly All-American honorable mention
All-Pac-10 honorable mention
Phil Steele's All-Pac-10 third team
Pac-10 Offensive Player of the Week (vs. Ohio State)

MICHAEL MORGAN **Linebacker**

Phil Steele's All-Pac-10 third team

NICK PERRY **Defensive End**

Football Writers Freshman All-American first team
Sporting News Freshman All-American first team
Phil Steele's Freshman All-American first team
CollegeFootballNews.com Freshman All-American first team
ESPN.com Pac-10 All-Freshman first team
Sporting News Pac-10 All-Freshman first team

JOSH PINKARD **Safety-Cornerback**

All-Pac-10 second team
Phil Steele's All-Pac-10 third team
USC Chris Carlisle Courage Award
East-West Shrine Game invitee

MICHAEL REARDON **Center**

USC Service Team Offensive Player of the Year Award

MARQUIS SIMMONS **Linebacker**

USC Service Team Defensive Player of the Year Award

MALCOLM SMITH **Linebacker**

Walter Camp Football Foundation Natll. Def. Player of the Week (vs. UCLA)
Pac-10 Defensive Player of the Week (vs. UCLA)

TYRON SMITH **Offensive Tackle**

All-Pac-10 honorable mention
CollegeFootballNews.com Sophomore All-American honorable mention

KEVIN THOMAS **Cornerback**

All-Pac-10 second team
Phil Steele's All-Pac-10 second team
East-West Shrine Game invitee

CHRISTIAN TUPOU **Defensive Tackle**


All-Pac-10 honorable mention
USC Co-Defensive Lineman of the Year Award
USC Bob Chandler Award

DAMIAN WILLIAMS **Wide Receiver**


Phil Steele's All-American third team
SI.com All-American honorable mention
CollegeFootballNews.com All-American honorable mention
All-Pac-10 first team (WR and PR)
ESPN.com All-Pac-10 first team
Sporting News All-Pac-10 first team
CollegeFootballNews.com All-Pac-10 first team
Rivals.com All-Pac-10 first team (WR and PR)
Phil Steele's All-Pac-10 first team (WR and PR)
College Football Performance National Punt Returner of the Year Award
USC MVP
Emerald Bowl Offensive MVP
Pac-10 Special Teams Player of the Week (vs. California)
Pac-10 Special Teams Player of the Week (vs. Oregon State)

PETE CARROLL **Head Coach**

Liberty Mutual Coach of the Year finalist




DAMIAN WILLIAMS



TAYLOR MAYS



CHARLES BROWN



JEFF BYERS



2010 GAME SUMMARIES

GAME 1 – September 5, Los Angeles Coliseum

USC 56, San Jose State 3

Att: 84,325

San Jose State	3	0	0	0	—	3
USC	0	28	14	14	—	56

Freshman QB **Matt Barkley** completed 79% of his passes for 233 yards in a historic debut and Trojan tailbacks—behind TB **Joe McKnight's** 145 yards—ran for 6 touchdowns as No. 4-ranked USC began its 2009 season by demolishing San Jose State, 56-3, on a hot day in front of 84,325 fans in the Coliseum and a national FSN cable audience.

It was USC's 12th straight win in an opener, as well as its 10th home victory in a row, 11th consecutive win, 13th straight non-conference victory and 14th non-conference home win in a row. It was USC's first game against San Jose State since **Pete Carroll's** Trojan debut in 2001.

Barkley became the first USC true freshman to ever start a season opener at quarterback (and the first true freshman quarterback to start an opener for an AP Top 5 team since No. 3 Michigan's Rick Leach did so in 1975). He was also just the third Trojan true freshman signalcaller to ever start a game, joining Rob Johnson (1 start in 1991) and Carson Palmer (5 starts in 1998). He hit 15-of-19 passes with a touchdown and no interceptions.

After getting off to a slow start in the first quarter (Troy's 5 series resulted in 2 lost fumbles and 3 punts) and falling behind 3-0 on SJSU PK Tyler Cope's 41-yard field goal, USC scored on its next 6 possessions, including a 28-point second quarter. TB **Stafon Johnson** had a pair of short scoring runs (4 and 2 yards, the second following DT **Jurrell Casey's** strip and fumble recovery), then TB **Allen Bradford** jetted 43 yards for a score (a career-long run) and McKnight had a 6-yard TD run just before halftime. USC's 28 second-quarter points were its most in a quarter since getting 28 in the third quarter of the 2005 Fresno State game.

Then, on the third play of the third quarter, McKnight had an amazing 54-yard zig-zag scoring run. Barkley threw his first career touchdown pass midway through the third quarter, a 4-yarder to TE **Rhett Ellison**.

With USC's backups playing in the final quarter, TB **Marc Tyler** scored on a 1-yard run (it came 2 plays after his impressive career-long 63-yard burst), then QB **Aaron Corp** hit FB **D.J. Shoemate** on a 13-yard TD on USC's next series.

McKnight's 145 yards (his fourth career 100-yard outing) came on just 14 carries, Tyler had 72 yards on 5 carries and Bradford added 53 yards on 4 tries. Ten Trojans caught passes, including 3 each by WR **Damian Williams** (67 yards), TE **Anthony McCoy** (64 yards) and FB **Stanley Havili** (26 yards).

USC had 620 total yards (averaging 9.1 yards per play), including 342 on the ground.

The Trojan defense limited the Spartans to just 121 total yards, including only 9 rushing yards (the fewest allowed by USC since Arizona had -16 in 2006), and just 8 first downs. SJSU converted only 1-of-16 third downs and punted 12 times (the most against USC since at least 1984). USC had 16 tackles for losses (its most since getting 19 against California in 1997), including 5 sacks. LB **Chris Galippo**, making his first start, had a game-high 9 tackles, including 3 for losses, and a forced fumble. Three of DE **Nick Perry's** 4 tackles were for losses, with 2 sacks. DE **Wes Horton** recovered a fumble.

For SJSU, QBs Kyle Reed (9-of-17 for 66 yards) and Jordan La Secla (5-of-10 for 43 yards) split time, RB Patrick Perry ran for 48 yards on 14 attempts and WR Kevin Jurovich had a game-best 5 receptions for 64 yards.

There was a pre-game midfield handshake between both team's starters, as promoted by the American Football Coaches Association.

SCORING

First Quarter

SJSU – Cope 41-yard field goal

Second Quarter

USC – S. Johnson 4-yard run (Congdon kick)

USC – S. Johnson 2-yard run (Congdon kick)

USC – Bradford 43-yard run (Congdon kick)

USC – McKnight 6-yard run (Congdon kick)

Third Quarter

USC – McKnight 54-yard run (Congdon kick)

USC – Ellison 4-yard pass from Barkley (Congdon kick)

Fourth Quarter

USC – Tyler 1-yard run (Congdon kick)

USC – Shoemate 13-yard pass from Corp (Houston kick)

USC	STATISTICS	SAN JOSE ST.
22	First Downs	8
342	Net Yards Rushing	9
278	Net Yards Passing	112
23	Passes Attempted	30
19	Passes Completed	15
0	Had Intercepted	0
68	Total Plays	61
620	Total Yards	121
6/34.7	Punts/Avg	12/52.1
2/2	Fumbles-Lost	2/2
9/72	Penalties/Yards	7/20
32:35	Time of Possession	27:25

TOP INDIVIDUALS

RUSHING – McKnight (USC) 14-145; Tyler (USC) 5-72; Bradford (USC) 4-53; Perry (SJSU) 14-48; Gable (USC) 7-37; S. Johnson (USC) 6-27.

PASSING – Barkley (USC) 15-19-233; Reed (SJSU) 9-17-66; Corp (USC) 4-4-45; La Secla (SJSU) 5-43.

RECEIVING – Jurovich (SJSU) 5-64; Williams (USC) 3-67; McCoy (USC) 3-64; Havili (USC) 3-26; Ausberry (USC) 2-37; Shoemate (USC) 2-23; Ayles (USC) 2-22; Avery (SJSU) 2-15; Avila (SJSU) 2-14; Harrison (SJSU) 2-10.

GAME 2 – September 12, Columbus, Ohio

USC 18, Ohio State 15

Att: 106,033

USC	7	3	0	8	—	18
Ohio State	7	3	5	0	—	15

No. 3 USC put together a memorable 86-yard drive, capped by TB **Stafon Johnson's** 2-yard touchdown scamper with 1:05 to play, to overcome No. 8 Ohio State, 18-15, before a capacity Ohio Stadium record crowd of 106,033 deafening fans and a national ESPN cable audience. Troy had to fight challenging field position all night in the defense-oriented contest.

It was the Trojans' first visit to Columbus since 1990. It was their seventh consecutive win over the Buckeyes (and 10th straight over a Big Ten squad). It was also Troy's 14th non-conference victory in a row, 12th consecutive win and 10th straight non-conference road game win. It was Ohio State's sixth straight loss to an AP Top 5 team.

In its 14-play game-winning drive that erased a 5-point deficit, USC used some key plays by QB **Matt Barkley** (55 passing yards, 2 sneaks for first downs) and TB **Joe McKnight** (32 yards rushing, 21 receiving yards and a 2-point conversion catch). In the game, McKnight had a game-best 60 rushing yards on 16 carries and added 2 catches for 45 yards to earn Pac-10 Offensive Player of the Week honors, while Barkley completed 15-of-31 passes for 195 yards despite suffering a bruised throwing shoulder in the second half.

The Trojans got off to a quick start after LB **Chris Galippo** returned an interception 51 yards on the game's third play to set up a 1-yard TD run by Johnson with just 3:32 off the clock. But Ohio State responded on its ensuing possession when WR Dane Sanzenbacher's 56-yard reception of a throw by QB Terrelle Pryor led 2 plays later to a 2-yard scoring run by TB Dan Herron.

The Buckeyes, who dominated the first quarter statistics (5-0 in first downs, 148-5 in total yards, 20-10 in plays, 10:31-4:29 in possession time), then took the lead on PK Aaron Pettrey's 18-yard field goal on the first play of the second quarter (OSU had first-and goal at the 2, but couldn't get into the end zone).

But the Trojans tied the game at the first half gun on PK **Jordan Congdon's** 21-yard field goal that culminated an 8-play, 77-yard, 48-second drive (on USC's previous series, Congdon's 44-yard field goal attempt bounced off the crossbar). USC held OSU to just 12 yards and no first downs in the second quarter.

The Buckeyes then took a 15-10 lead in the third quarter on a safety (USC snapped the ball out of the end zone on a punt attempt) and a 22-yard Pettrey field goal on their next possession, necessitating Troy's dramatic finish.

The Trojans held a healthy advantage in the final statistics: 18-10 in first downs, 313-265 in total yards, 72-55 in plays and 32:27-27:33 in possession time. The Buckeyes converted just 4-of-13 third downs. In the final 3 quarters, OSU had just 5 first downs and 117 yards. USC was able to contain the multi-threat Pryor, who completed just 11-of-25 passes for 177 yards and ran for just 36 yards on 10 tries. Herron had 44 yards on 18 carries, while WR DeVier Posey caught 6 passes for 81 yards.

The Buckeyes won the field possession battle all night, as 10 of Troy's 12 possessions started at no better than its 26-yard line.

WR **Damian Williams** led USC with 5 catches for 51 yards. S **Taylor Mays** topped the Trojans in tackles with 8, despite spraining his knee in the first half (he was named U.S. Army All-American Bowl College Player of the Week), while LB **Michael Morgan** added 7 stops (2 for losses) and DE **Everson Griffen** had 6 tackles (with a sack).

It was the largest crowd USC has played in front of since the 106,182 in the 1977 Rose Bowl and the Trojans' largest road game (non-neutral site) crowd. It was ESPN's most viewed college football game ever (7.3 rating). ESPN also showed the game in 3D in select nationwide theaters.

SCORING

First Quarter

USC – S. Johnson 1-yard run (Congdon kick)

OHIO – Herron 2-yard run (Pettrey kick)

Second Quarter

OHIO – Pettrey 18-yard field goal

USC – Congdon 21-yard field goal

Third Quarter

OHIO – Safety, USC snapped ball out of end zone on punt attempt

OHIO – Pettrey 22-yard field goal

Fourth Quarter

USC – S. Johnson 2-yard run (McKnight pass from Barkley)

USC	STATISTICS	OHIO ST.
18	First Downs	10
118	Net Yards Rushing	88
195	Net Yards Passing	177
32	Passes Attempted	25
15	Passes Completed	11
1	Had Intercepted	1
72	Total Plays	55
313	Total Yards	265
5/37.6	Punts/Avg	6/38.7
0/0	Fumbles-Lost	1/0
4/30	Penalties/Yards	5/37
32:27	Time of Possession	27:33

TOP INDIVIDUALS

RUSHING – McKnight (USC) 16-60; S. Johnson (USC) 11-50; Herron (OHIO) 18-44; Pryor (OHIO) 10-36.

PASSING – Barkley (USC) 15-31-195; Pryor (OHIO) 11-25-177.

RECEIVING – Posey (OHIO) 6-81; Williams (USC) 5-51; Ausberry (USC) 3-28; Sanzenbacher (OHIO) 2-58; McKnight (USC) 2-45; McCoy (USC) 2-45; Saine (OHIO) 2-33; Havili (USC) 2-24.

2010 GAME SUMMARIES

GAME 3 – September 19, Seattle, Washington Washington 16, USC 13 Att: 61,889

USC	10	0	0	3	—	13
Washington	7	3	0	6	—	16

PK Erik Folk kicked a 22-yard field goal with 3 seconds to play to lift unranked Washington to a 16-13 upset over No. 3 USC in the teams' Pac-10 opener in Seattle in front of 61,889 fans and a regional ABC-TV audience.

The win snapped USC's 12-game winning streak and 8-game Pac-10 victory streak, and it also gave Washington—nearly a 3-touchdown underdog—its second straight win after a Pac-10 record-tying 15-game losing streak. It was the Huskies' first win over the Trojans since 2001, snapping a 7-game losing skid to Troy (USC was the highest ranked team the Huskies have beaten in Seattle since 1981). It ended UW's 10-game Pac-10 losing streak. It was the fifth time in USC head coach **Pete Carroll's** 9 years at Troy that the Trojans dropped their Pac-10 road opener and the fourth consecutive year they lost to an unranked team.

Washington was guided by first-year head coach Steve Sarkisian, who previously was a long-time Trojan assistant (5 of his staffers also came from USC).

USC was hindered by 3 turnovers inside the UW 30-yard line, some untimely penalties (8 overall), its fewest passing yards (110) in the Carroll era (its least since getting only 87 yards versus Penn State in 2000) and a lack of success in 10 third down conversion attempts (and 0-of-1 on fourth downs). The Trojans also had the first half clock run out before they could get off a 46-yard field goal attempt that split the uprights. Troy played without starting QB **Matt Barkley** (bruised shoulder) and **Taylor Mays** (knee sprain), sidelined by injuries suffered in the previous week's win at Ohio State.

USC had more total yards (360 to 293) and limited Washington to just 56 rushing yards, but the Huskies held the ball 13 more plays (68 to 55) and for 34:11 while having no turnovers.

USC jumped out to a 10-0 lead on its first 2 possessions, as TB **Joe McKnight** scored on a 7-yard run to culminate an 80-yard drive and then PK **Jordan Congdon** kicked a 42-yard field goal. But UW answered on its next series, with QB Jake Locker running 4 yards for a TD near the end of the first quarter.

The Huskies then took the lead on a pair of Folk field goals (28 yards late in the first half and 46 yards midway through the fourth quarter). Congdon tied it with a 25-yard field goal with 4:07 to go, but the Huskies then marched 63 yards in 10 plays to set up Folk's game winner.

Locker completed 21-of-35 passes for 237 yards, including 7 aeriels to WR James Johnson for 72 yards and 3 to WR Jermaine Kearse for 70 yards, while TB Chris Polk ran for 71 yards on 25 carries (he also caught 3 passes for 22 yards).

For USC, McKnight gained 100 yards on 11 carries, TB **Stafon Johnson** added 64 yards on 10 tries and FB **Stanley Havili** had 59 yards on 6 rushes along with 4 catches for 36 yards. QB **Aaron Corp** made his first career start and hit 13-of-22 passes for 110 yards. LB **Chris Galippo** led USC's defense with 8 tackles, while S **Will Harris** and LB **Malcolm Smith** added 6 stops each and DE **Nick Perry** had 2 of Troy's 4 sacks and LB **Michael Morgan** had 3 of the team's 10 tackles for losses.

SCORING

First Quarter

USC – McKnight 7-yard run (Congdon kick)

USC – Congdon 42-yard field goal

WASH – Locker 4-yard run (Folk kick)

Second Quarter

WASH – Folk 28-yard field goal

Fourth Quarter

WASH – Folk 46-yard field goal

USC – Congdon 25-yard field goal

WASH – Folk 22-yard field goal

USC	STATISTICS	WASHINGTON
16	First Downs	20
250	Net Yards Rushing	56
110	Net Yards Passing	237
22	Passes Attempted	35
13	Passes Completed	21
1	Had Intercepted	0
55	Total Plays	68
360	Total Yards	293
4/41.0	Punts/Avg	7/38.0
4/2	Fumbles-Lost	1/0
8/75	Penalties/Yards	10/69
25:49	Time of Possession	34:11

TOP INDIVIDUALS

RUSHING – McKnight (USC) 11-100; Polk (WASH) 25-71; S. Johnson (USC) 10-64; Havili (USC) 6-59; Bradford (USC) 4-18.

PASSING – Locker (WASH) 21-35-237; Corp (USC) 13-22-110.

RECEIVING – Johnson (WASH) 7-72; Havili (USC) 4-36; Kearse (WASH) 3-70; Williams (USC) 3-40; Polk (WASH) 3-22; McKnight (USC) 3-6.

GAME 4 – September 26, Los Angeles Coliseum USC 27, Washington State 6 Att: 75, 216

Washington State	0	0	0	6	—	6
USC	20	0	0	7	—	27

No. 12 USC scored 20 first-quarter points and used a sack-happy defense for a bounce-back victory over Washington State, 27-6, before 75,216 fans in the Coliseum and a national FSN cable audience.

It was USC's 29th consecutive home night victory, its 11th straight win in the Coliseum and its seventh victory in a row over Washington State.

The Trojans—with QB **Matt Barkley** back in the lineup after missing the previous game with a bruised shoulder—got on the scoreboard just 3 plays into its opening possession, as TB **Joe McKnight** ran for a 3-yard touchdown. Then, late in the first quarter, Troy scored a pair of TDs in 9 seconds: Barkley hit WR **Brice Butler** for a 29-yard score and then, after PK **Jacob Harfman** recovered his own onside kick, WR **Damian Williams** hauled in a 57-yard Barkley TD bomb on the ensuing play.

USC didn't score again until the top of the fourth quarter (a 6-yard TD run by TB **Stafon Johnson**), although the Trojans did have several other opportunities (they failed to convert twice on fourth down at the WSU goal line and missed a field goal).

The Cougars averted a shutout with just 22 seconds to play, as TB Dwight Tardy scored on a 2-yard run against USC's reserves.

USC had 403 total yards and averaged 7.9 yards on its 51 plays, but held the ball just 23:51 (its lowest possession time since getting 21:20 at Notre Dame in 2005), was penalized 13 times for 115 yards and lost a pair of fumbles. The Cougars managed only 229 total yards (85 rushing), with 144 of those coming in the final quarter mostly against the Trojan backups. At halftime, WSU had just 66 total yards.

Barkley completed 13-of-22 passes for 247 yards although still somewhat hampered by a sore shoulder. Williams caught 5 passes for 100 yards and returned 6 punts for 80 yards, while TB **Allen Bradford** had a game-high 55 yards on 6 carries.

The Trojan defense came up with 3 turnovers (fumble recoveries by DT **Jurrell Casey** and DE **Devon Kennard** and an interception by S-CB **Josh Pinkard**) and posted 8 sacks (its most since getting 9 versus Oregon State in 2007) and 14 tackles for losses. LB **Jordan Campbell** led USC with 8 tackles in his first career start, LB **Michael Morgan** had 2.5 sacks and DE **Nick Perry** added 2 sacks.

QB Jeff Tuel came off the bench for WSU midway through the second quarter and ended up hitting 14-of-22 passes for 130 yards in place of QB Marshall Lobbestael (2-of-9 for 14 yards). Tardy had 44 yards on 16 rushes, while WR Gino Simone caught 8 passes for 82 yards for the Cougars.

SCORING

First Quarter

USC – McKnight 3-yard run (team rush failed)

USC – Butler 29-yard pass from Barkley (Congdon kick)

USC – Williams 57-yard pass from Barkley (Congdon kick)

Fourth Quarter

USC – S. Johnson 6-yard run (Congdon kick)

WSU – Tardy 2-yard run (Grasu kick missed)

USC	STATISTICS	WASH. ST.
14	First Downs	18
156	Net Yards Rushing	85
247	Net Yards Passing	144
22	Passes Attempted	31
13	Passes Completed	16
0	Had Intercepted	1
51	Total Plays	77
403	Total Yards	229
3/46.3	Punts/Avg	7/44.9
3/2	Fumbles-Lost	4/2
13/115	Penalties/Yards	8/42
23:51	Time of Possession	36:09

TOP INDIVIDUALS

RUSHING – Bradford (USC) 6-55; McKnight (USC) 6-49; Tardy (WSU) 16-44; Mitz (WSU) 13-35; Tuel (WSU) 13-34; McNeal (USC) 3-26.

PASSING – Barkley (USC) 13-22-247; Tuel (WSU) 14-22-130; Lobbestael (WSU) 2-9-14.

RECEIVING – Simone (WSU) 8-83; Williams (USC) 5-100; Havili (USC) 3-46; Blackledge (WSU) 3-28.

GAME 5 – October 3, Berkeley, California
USC 30, California 3
Att: 71, 799

USC	10	10	3	7	—	30
California	0	0	0	3	—	3

Behind some big plays on offense and special teams and the continued stingy play of its defense, No. 7 USC easily prevailed at No. 24 California, 30-3, on a blustery, windy night in front of a capacity crowd of 71,799 fans and a regional ABC-TV audience.

It was the Trojans' sixth straight win over the Golden Bears (including the second in a row surrendering just 3 points) and it snapped Cal's 9-game home winning streak. It was the first time since 1998 that the Bears—who entered the game averaging 37 points and 418 total yards—were held without a touchdown at home.

Cal started the game quickly, driving to the USC 6-yard line before S Taylor Mays intercepted QB Kevin Riley's pass in the end zone (the first time Riley was picked off in 2009). The Trojans then marched 80 yards for a score, with TB Joe McKnight jetting the final 38 yards. USC got a 28-yard field goal by PK Jordan Congdon on its next possession. Then, early in the second quarter, WR Damian Williams returned a punt 66 yards for a touchdown (USC's first scoring punt return since Reggie Bush did so in 2005 at Washington). Congdon added a 25-yard field goal late in the quarter to give USC a 20-0 halftime lead.

Troy then got another Congdon field goal (23 yards) on the opening drive of the third quarter. Cal didn't score until early in the fourth quarter, when the Bears got the ball at midfield after an interception and PK Vince D'Amato hit a 29-yard field goal. But USC responded on the next series, driving to a 4-yard scoring run by McKnight.

USC had 457 total yards to Cal's 285 and held the ball for 36:46. McKnight ran for a game-best 119 yards on 20 carries, while TB Allen Bradford added 53 yards on 12 attempts. Williams had 8 receptions for 101 yards, both game highs, and was named Pac-10 Special Teams Player of the Week and Lott Trophy Impact Player of the Week honors. QB Matt Barkley was 20-of-35 for 283 yards, with a pick. Mays led USC with 10 tackles to earn Pac-10 Defensive Player of the Week honors, while LB Shane Horton added 7 stops in his first career start (he and his brother, DE Wes Horton, became the first brothers to start a game at USC since Don and Craig Gibson started the final 7 contests of 1990).

For Cal, Riley was just 15-of-40 for 199 yards and TB Jahvid Best (who was averaging 116.8 rushing yards and had 7 consecutive 100-yard outings) was held to 47 yards on 14 tries.

USC was motivated by TB Stafon Johnson, who remained hospitalized following a 7-hour surgery earlier in the week after suffering a near-tragic weightlifting accident, when the weight bar fell out of his grasp and crushed his throat and voice box.

SCORING

First Quarter

USC – McKnight 38-yard run (Congdon kick)
USC – Congdon 28-yard field goal

Second Quarter

USC – Williams 66-yard punt return (Congdon kick)
USC – Congdon 25-yard field goal

Third Quarter

USC – Congdon 23-yard field goal

Fourth Quarter

CAL – D'Amato 29-yard field goal
USC – McKnight 4-yard run (Congdon kick)

USC	STATISTICS	CALIFORNIA
20	First Downs	17
174	Net Yards Rushing	86
283	Net Yards Passing	199
35	Passes Attempted	40
20	Passes Completed	15
1	Had Intercepted	1
77	Total Plays	65
457	Total Yards	285
3/40.0	Punts/Avg	7/38.9
1/0	Fumbles-Lost	2/1
5/55	Penalties/Yards	3/25
36:46	Time of Possession	23:14

TOP INDIVIDUALS

RUSHING – McKnight (USC) 20-119; Bradford (USC) 12-53; Best (CAL) 14-47; Ross (CAL) 2-24.

PASSING – Barkley (USC) 20-35-283; Riley (CAL) 15-40-199.

RECEIVING – Williams (USC) 8-101; Miller (CAL) 4-70; Jones (CAL) 3-53; Ross (CAL) 3-28; McKnight (USC) 3-12; McCoy (USC) 2-37; Ayles (USC) 2-29; Butler (USC) 2-27; Ausberry (USC) 2-21; Best (CAL) 2-5.

GAME 6 – October 17, South Bend, Indiana
USC 34, Notre Dame 27
Att: 80,795

USC	7	6	14	7	—	34
Notre Dame	7	0	7	13	—	27

No. 6 USC built a 20-point fourth quarter lead behind QB Matt Barkley's career-high 380 passing yards and 2 touchdowns but then had to stave off No. 25 Notre Dame's furious comeback as the Trojans turned away the Irish 4 times near the goal line at game's end to win, 34-27, on a chilly afternoon in front of a sold-out crowd of 80,795 at Notre Dame Stadium and a national NBC-TV audience.

It was USC's eighth consecutive win over the Irish and its fourth in a row in South Bend, both extending school records. The Trojans joined Michigan and Michigan State as the only schools to beat ND 8 straight times. In each of those 8 wins, USC scored at least 34 points. It was also Troy's 15th straight non-conference win, 11th consecutive non-conference road victory and 10th straight win over an AP Top 25 team.

After USC went up 34-14 early in the fourth quarter on a 1-yard scoring run by TB Joe McKnight, ND stormed back on a 2-yard TD run by QB Jimmy Clausen on the next series and then, after an interception on the Trojans' subsequent possession, a 15-yard Clausen TD pass to WR Golden Tate with 7:28 to play. The Irish forced USC to punt on the next series and then they marched to the 8-yard line with 35 seconds to play (getting to the 4 for the final 3 plays because of a penalty), but they couldn't score as Clausen threw 4 incomplete passes (the last with a second to go).

USC got on the board first as Barkley threw a 20-yard scoring strike to WR Damian Williams midway through the first quarter. The Irish tied it on a 2-yard run by FB Robert Hughes late in the first period, extending its drive with a successful fake field goal. A pair of second quarter field goals by PK Jordan Congdon (24 and 37 yards) gave the Trojans a 13-7 halftime lead. Notre Dame had just 121 total yards in the half.

USC then scored touchdowns on its first 3 possessions of the second half: a 41-yard Barkley pass to Williams (after stopping the Irish on fourth-and-1 on their opening drive), a 3-yard run by TB Allen Bradford (to answer Clausen's 45-yard scoring bomb to Tate) and McKnight's short run at the top of the final quarter.

USC had 501 total yards to ND's 367 and the Trojans averaged 8.1 yards per play, but they had just 62 plays (13 less than the Irish).

Barkley completed 19-of-29 passes overall, including going 11-of-14 for 234 yards in the second half (at one point, he hit 8 in a row) and earned O'Brien National Quarterback of the Week honors. TE Anthony McCoy set a USC game record for receiving yards by a tight end with 153 on 5 receptions and was named the Mackey National Tight End of the Week. Williams added 108 yards on 4 catches. McKnight rushed for a game-best 79 yards on 19 carries and Bradford added 45 yards on 8 attempts.

DT Jurrell Casey and S Taylor Mays each had 10 tackles (Casey was the Pac-10 Defensive Player of the Week), while LB Chris Galippo added 9 stops.

For ND, Clausen was 24-of-43 for 260 yards but was sacked 5 times, WR Robby Parris caught 9 passes for 92 yards, Tate had 117 yards on 8 catches and HB Armando Allen ran for 51 yards on 12 carries and caught 2 passes for 35 yards.

SCORING

First Quarter

USC – Williams 20-yard pass from Barkley (Congdon kick)
ND – Hughes 2-yard run (Tausch kick)

Second Quarter

USC – Congdon 24-yard field goal
USC – Congdon 37-yard field goal

Third Quarter

USC – Williams 41-yard pass from Barkley (Congdon kick)
ND – Tate 45-yard pass from Clausen (Tausch kick)

USC – Bradford 3-yard run (Congdon kick)

Fourth Quarter

USC – McKnight 1-yard run (Congdon kick)
ND – Clausen 2-yard run (Tausch kick blocked)
ND – Tate 15-yard pass from Clausen (Tausch kick)

USC	STATISTICS	NOTRE DAME
21	First Downs	27
121	Net Yards Rushing	82
380	Net Yards Passing	285
29	Passes Attempted	44
19	Passes Completed	25
1	Had Intercepted	0
62	Total Plays	75
501	Total Yards	367
4/38.2	Punts/Avg	5/37.8
1/0	Fumbles-Lost	4/0
8/70	Penalties/Yards	4/38
28:49	Time of Possession	31:11

TOP INDIVIDUALS

RUSHING – McKnight (USC) 19-79; Allen (ND) 12-51; Bradford (USC) 8-45. **PASSING** – Barkley (USC) 19-29-380; Clausen (ND) 24-43-260.

RECEIVING – Parris (ND) 9-92; Tate (ND) 8-117; McCoy (USC) 5-153; Williams (USC) 4-108; Rudolph (ND) 3-9; Allen (ND) 3-35; Butler (USC) 2-32; Ellison (USC) 2-23; Kamara (ND) 2-23; Ausberry (USC) 2-14.

2010 GAME SUMMARIES

GAME 7 – October 24, Los Angeles Coliseum

USC 42, Oregon State 36

Att: 89,718

Oregon State	6	3	14	13	—	36
USC	7	14	14	7	—	42

No. 4 USC survived a shootout against Oregon State, posting a 42-36 victory before 89,718 fans in the sold-out Coliseum and an ABC-TV regional audience.

The Trojans avenged their only loss of 2008 and beat Oregon State in the Coliseum for the 22nd consecutive time (dating to 1960). It also was USC's 30th straight home night win, 12th consecutive home victory and ninth Pac-10 home win in a row. It was the most points that Oregon State scored against USC since getting 38 in the first game in the series in 1914 and the most points by any team against the Trojans in the Coliseum since Fresno State had 42 in 2005.

Although USC never trailed in the game (its only home contest in October), the Beavers seemingly answered every Trojan score. USC got on the board first, converting a fumble recovery by DE **Everson Griffen** that was forced by CB **Josh Pinkard** deep in Oregon State territory (OSU's first lost fumble of 2009) into an 8-yard scoring pass from QB **Matt Barkley** to TE **Anthony McCoy** midway through the opening quarter. But the Beavers responded with a pair of 48-yard field goals by PK Justin Kahut on their next 2 possessions late in the first quarter (the second following an interception).

USC then went up 21-6 on a pair of second quarter touchdowns: WR **Ronald Johnson** stretched out to grab a 22-yard Barkley pass early in the quarter and then Barkley had a 1-yard sneak late in the half. But the Beavers put together a quick drive that resulted in a 33-yard Kahut field goal with 5 seconds to go to cut USC's halftime lead to 21-9. OSU held the ball for 18:36 of the first half, getting 42 plays to USC's 27, and they compiled 230 total yards.

In the second half, the Beavers scored 4 touchdowns on their 5 possessions. TB Jacquizz Rodgers caught a 6-yard scoring pass from QB Sean Canfield early in the third quarter, but USC countered with a 2-yard TD run by TB **Allen Bradford**. OSU scored on its ensuing possession on a 15-yard Canfield pass to WR Damola Adeniji, but USC came right back as Bradford jetted 43 yards for TD late in the quarter. USC's defense stopped the Beavers on their next possession and WR **Damian Williams** returned the punt 63 yards for a TD to open a 42-23 lead at the top of the fourth quarter. Oregon State scored on its next 2 drives, first on a 7-yard Canfield pass to WR James Rodgers and then, after another interception, Jacquizz Rodgers scored on a 1-yard run with 5:41 to play. But the Trojans were able to run out the clock.

USC was outgained (482-429) for the first time since the 2008 Oregon State game and the Beavers' total yardage was the most against the Trojans since Texas had 556 in 2005. USC was allowing just 260.0 total yards (67.7 rushing) and 11.7 points. OSU's 30 completions were the most against USC since Arizona's 30 in 2007 and its 329 passing yards were the most versus USC since Nebraska had 389 in 2007. OSU ran 77 plays to USC's 58.

USC rushed for 227 yards against a Beavers' defense that was allowing just 97.7 rushing yards a game and the Trojans averaged 6.9 yards on their 33 rushes. For USC, Bradford ran for a career-high 147 yards on 15 carries (9.8 yards per rush) to earn Pac-10 Offensive Player of the Week honors. TB **Joe McKnight** added 65 rushing yards on 11 tries, Johnson (99 yards) and Williams (58 yards) each caught 6 passes (he was named Pac-10 Special Teams Player of the Week for the second time in 2009) and Barkley was 15-of-25 for 202 yards.

For OSU, Canfield was 30-of-43 for 329 yards, Jacquizz Rodgers gained 113 yards on 20 carries (including 95 yards in the second half) despite spraining his ankle, James Rodgers had 194 all-purpose yards (56 on 7 receptions, 42 on 6 rushes and 96 on 4 kickoff returns) despite suffering a knee bruise, TE Joe Halahuni had 9 catches for 127 yards and Adeniji had 5 grabs for 81 yards.

Defensively for USC, CB **Kevin Thomas** and S **Taylor Mays** each had 11 tackles, while LB **Malcolm Smith** added 10 stops.

It was the largest crowd to see a USC-Oregon State game.

SCORING

First Quarter

USC – McCoy 8-yard pass from Barkley (Congdon kick)

OSU – Kahut 48-yard field goal

OSU – Kahut 48-yard field goal

Second Quarter

USC – R. Johnson 22-yard pass from Barkley (Congdon kick)

USC – Barkley 1-yard run (Congdon kick)

OSU – Kahut 33-yard field goal

Third Quarter

OSU – Jac. Rodgers 6-yard pass from Canfield (Kahut kick)

USC – Bradford 2-yard run (Congdon kick)

OSU – Adeniji 15-yard pass from Canfield (Kahut kick)

USC – Bradford 43-yard run (Congdon kick)

Fourth Quarter

USC – Williams 63-yard punt return (Congdon kick)

OSU – Jam. Rodgers 7-yard pass from Canfield (Canfield pass failed)

OSU – Jac. Rodgers 1-yard run (Kahut kick)

USC	STATISTICS	OREGON ST.
22	First Downs	22
227	Net Yards Rushing	153
202	Net Yards Passing	329
25	Passes Attempted	43
15	Passes Completed	30
2	Had Intercepted	0
58	Total Plays	77
429	Total Yards	482
3/44.0	Punts/Avg	3/49.0
0/0	Fumbles-Lost	3/1
5/60	Penalties/Yards	9/85
27:42	Time of Possession	32:18

TOP INDIVIDUALS

RUSHING – Bradford (USC) 15-147; Jac. Rodgers (OSU) 20-113; McKnight (USC) 11-65; Jam. Rodgers (OSU) 6-42.

PASSING – Canfield (OSU) 30-43-329; Barkley (USC) 15-25-202.

RECEIVING – Halahuni (OSU) 9-127; Jam. Rodgers (OSU) 7-56; R. Johnson (USC) 6-99; Williams (USC) 6-58; Adeniji (OSU) 5-81; Jac. Rodgers (OSU) 4-10; McCoy (USC) 2-25; Kias (OSU) 2-20.

GAME 8 – October 31, Eugene, Oregon

Oregon 47, USC 20

Att: 59,592

USC	3	14	3	0	—	20
Oregon	10	14	17	6	—	47

No. 4 USC suffered its worst loss in the **Pete Carroll** era—and then some—as No. 10 Oregon broke open a tight game in the second half and posted a frightening 47-20 win on Halloween night in front of an Autzen Stadium and state of Oregon record capacity crowd of 59,592 loud fans and a national audience watching on ABC-TV and ESPN2.

The loss put a dent in USC's hopes for an eighth straight Pac-10 title and BCS bowl trip, while Oregon took control of the league race as it won its seventh straight game after dropping its opener. It was the Ducks' most points ever against the Trojans, as well as the most points scored against USC since UCLA had 48 in 2 overtimes in 1996. It was also Troy's largest losing deficit since a 27-point loss to Washington in 1997.

Oregon gained 613 total yards, the second most ever against USC (behind Notre Dame's 623 in 1946), and ran for 391 yards (the most since Texas A&M had 486 in the 1977 Bluebonnet Bowl). Oregon's 31 first downs were the most against Troy since UCLA had a USC opponent record-tying 32 in 1970. Oregon averaged 7.7 yards on its 80 plays and had 25 scrimmage plays of at least 10 yards. The Ducks did this against a USC defense that was allowing just 291.7 total yards (including 79.9 rushing, fifth in the nation) and 15.1 points.

Oregon QB Jeremiah Masoli passed for 222 yards with a touchdown (going 19-of-31) and ran for 164 yards with a score on 13 carries, while RB LaMichael James rushed for a school freshman record 183 yards and a TD on 24 carries. They became the first duo to run for 100 yards against USC since Kansas State's Josh Scobey and Ell Roberson in 2001. PK Morgan Flint kicked a career-best 4 field goals.

The first half was a shootout. USC got on the board first on a 28-yard field goal by PK **Jordan Congdon** on the game's opening drive, but Oregon answered with a 32-yard Flint field goal. The Ducks scored on their next possession, a 3-yard TD run by Masoli late in the first quarter. After S **Will Harris** recovered a Duck fumble (forced by LB **Malcolm Smith**) on the ensuing drive, USC tied the game on QB **Matt Barkley's** 3-yard pass to WR **Ronald Johnson**. Oregon countered with a 1-yard TD run by RB Andre Crenshaw, but USC tied it again on its next series as Barkley hit WR **Damian Williams** for a 4-yard score. But Oregon came right back to take a 24-17 lead late in the half on Masoli's 17-yard pass to former USC WR Jamere Holland. It was the most first half points surrendered by USC since Stanford had 28 in 2004.

The second half was all Oregon as the Ducks scored on all 5 of their possessions. Oregon had 369 total yards (233 rushing) and 20 first downs in the second half, while USC had the ball for only 11:33 and gained just 134 total yards (only 49 passing as Barkley was just 5-of-16).

Oregon opened the final half with a 35-yard Flint field goal on its first drive and USC responded with Congdon's 39-yard field goal. Then James had a 5-yard scoring run, RB Kenjon Barner added a 3-yard TD run as the third quarter ran out and Flint hit 22- and 23-yard fourth quarter field goals.

Overall, USC had 327 total yards and 17 first downs, but converted just 4-of-14 third downs and all 6 of the Trojans' penalties were for illegal procedure. Barkley was 21-of-38 for 187 yards (he was intercepted on the game's final play), TB **Joe McKnight** ran for 95 yards on 15 carries and Williams caught a game-best 9 passes for 82 yards. DT **Jurrell Casey** had a game-high 11 tackles, while Harris added 10 stops with his fumble recovery.

It was USC's fourth consecutive loss in the state of Oregon (twice to the Ducks, twice to Oregon State). It also snapped USC's 10-game winning streak against AP Top 25 foes. ESPN's College GameDay pre-game show was on site.

SCORING

First Quarter

USC – Congdon 28-yard field goal

ORE – Flint 32-yard field goal

ORE – Masoli 3-yard run (Flint kick)

Second Quarter

USC – R. Johnson 3-yard pass from Barkley (Congdon kick)

ORE – Crenshaw 1-yard run (Flint kick)

USC – Williams 4-yard pass from Barkley (Congdon kick)

ORE – Holland 17-yard pass from Masoli (Flint kick)

Third Quarter

ORE – Flint 35-yard field goal

USC – Congdon 39-yard field goal

ORE – James 5-yard run (Flint kick)

ORE – Barner 3-yard run (Flint kick)

Fourth Quarter

ORE – Flint 22-yard field goal

ORE – Flint 23-yard field goal

USC	STATISTICS	OREGON
17	First Downs	31
140	Net Yards Rushing	391
187	Net Yards Passing	222
38	Passes Attempted	31
21	Passes Completed	19
1	Had Intercepted	0
67	Total Plays	80
327	Total Yards	613
6/38.7	Punts/Avg	1/53.0
0/0	Fumbles-Lost	1/1
6/30	Penalties/Yards	9/53
29:00	Time of Possession	31:00

TOP INDIVIDUALS

RUSHING – James (ORE) 24-183; Masoli (ORE) 13-164; McKnight (USC) 15-95; Gable (USC) 4-32; Barner (ORE) 4-24; Crenshaw (ORE) 8-20; Bradford (USC) 6-22.

PASSING – Barkley (USC) 21-38-187; Masoli (ORE) 19-31-222.

RECEIVING – Williams (USC) 9-82; Maehl (ORE) 4-54; Tuinei (ORE) 4-53; Dickson (ORE) 3-35; Holland (ORE) 3-33; Davis (ORE) 3-31; R. Johnson (USC) 3-28; Carswell (USC) 3-24; McKnight (USC) 3-23.

GAME 9 – November 7, Tempe, Arizona
USC 14, Arizona State 9
Att: 55,282

USC	0	7	7	0	—	14
Arizona State	0	3	6	0	—	9

A week after a disastrous defensive performance, No. 12 USC rebounded with a stellar defensive outing—although its offense struggled—and held off turnover-prone Arizona State, 14-9, before 55,282 fans on a warm evening in Tempe and a regional ABC-TV audience.

It was the Trojans' 10th consecutive win over the Sun Devils. It also was the 100th straight game that USC was ranked in the AP Top 25 and it upped head coach **Pete Carroll's** record in November to 28-0.

A week after surrendering 47 points and 613 total yards at Oregon, USC held ASU to its fewest points of the season and got 4 turnovers. But the Trojan offense had its lowest output of 2009, with just 258 total yards (its fewest since getting 205 against California in 2004), including only 112 passing (its 7 completions were the fewest since 3 at Florida State in 1998), and 12 first downs (its fewest since 12 in that 2004 Cal game) while converting just 2-of-13 third downs and never penetrating the red zone. USC had 9 penalties for 98 yards. ASU had 347 total yards, ran off 28 more plays (83-55) and held the ball 33:35, but converted just 5-of-18 third downs.

ASU's turnovers were crucial. The Sun Devils drove to the USC 13-yard line of the game's opening drive before DT **Christian Tupou** forced a fumble that S **Josh Pinkard** recovered. LB **Chris Galippo** had an interception near midfield at the start of the second quarter. Then, after ASU broke the scoreless tie late in the half on a 21-yard field goal by PK Thomas Weber and got the ball back again, S **Will Harris** returned an interception 55 yards for a touchdown to give USC a halftime lead (he was named Pac-10 Defensive Player of the Week).

Troy managed just 76 total yards and 7 first downs in the first half while going 0-of-5 on third downs conversions. But on the second play of the second half, WR **Damian Williams** took a short pass from QB **Matt Barkley** and zigzagged 75 yards for a spectacular TD (it was USC's longest pass since a 93-yarder from Carson Palmer to Kareem Kelly in 2001 against Oregon).

After making a switch from QB Danny Sullivan to QB Brock Osweiler, ASU drove 80 yards late in the third quarter, with Osweiler hitting WR Chris McGaha for a 23-yard score (Pinkard blocked the PAT). But the Trojans held off ASU on its final 4 possessions, including a Harris endzone interception on a Hail Mary pass on the game's final play.

Barkley hit just 7-of-22 passes for 112 yards with an interception, while TB **Joe McKnight** had a game-high 78 yards on 15 carries and TB **Allen Bradford** added 67 yards on 14 rushes. Pinkard had a game-high 7 tackles.

For ASU, Osweiler was 11-of-27 for 153 yards and Sullivan was 12-of-23 for 113 yards, McGaha had 9 receptions for 118 yards and TB Cameron Marshall ran for 42 yards on 16 attempts.

Just 9 games into the season, USC played its sixth and final regular season road game of 2009.

SCORING
Second Quarter

ASU – Weber 21-yard field goal
 USC – **W. Harris 55-yard interception return (Congdon kick)**

Third Quarter

USC – **Williams 75-yard pass from Barkley (Congdon kick)**
 ASU – McGaha 23-yard pass from Osweiler (Weber kick blocked)

USC	STATISTICS	ARIZONA STATE
12	First Downs	23
146	Net Yards Rushing	81
112	Net Yards Passing	266
22	Passes Attempted	50
7	Passes Completed	23
1	Had Intercepted	3
55	Total Plays	83
258	Total Yards	347
8/37.1	Punts/Avg	8/41.0
0/0	Fumbles-Lost	3/1
9/98	Penalties/Yards	9/75
26:25	Time of Possession	33:35

TOP INDIVIDUALS

RUSHING – McKnight (USC) 15-78; Bradford (USC) 14-67; Marshall (ASU) 16-42; Nance (ASU) 8-21.

PASSING – Osweiler (ASU) 11-27-153; Sullivan (ASU) 12-23-113; Barkley (USC) 7-22-112.

RECEIVING – McGaha (ASU) 9-118; Taylor (ASU) 4-46; Williams (ASU) 3-47; Williams (USC) 2-81; Robinson (ASU) 2-14; McKnight (USC) 2-3.

GAME 10 – November 14, Los Angeles Coliseum
Stanford 55, USC 21
Att: 90,071

Stanford	14	7	7	27	—	55
USC	0	7	14	0	—	21

No. 25 Stanford, behind a powerful running attack and an opportunistic defense, tallied the most points any team has ever scored against USC in a 55-21 upset over the No. 11 Trojans before a near-capacity Homecoming crowd of 90,071 in the Coliseum and a national FSN cable audience.

The 55 points surpassed California's 52 in 1991 and was 20 more points than Stanford had ever scored on the Trojans (35 in 1957 and 1999). It was USC's worst losing margin since a similar 34-point loss at Notre Dame in 1985 and its worst at home since a 51-0 loss to the Irish in 1966 (as well as Troy's worst Homecoming loss). It also was head coach **Pete Carroll's** first loss in November while at USC (snapping a string of 28 wins) and his first Homecoming loss after going 8-0, and it ended USC's 12-game home winning streak and 9-game Pac-10 home victory streak. USC's last 3 losses in the Coliseum have been to Stanford.

Stanford held a 14-0 lead after the first quarter, on a 4-yard pass from QB Andrew Luck to FB Owen Marecic and then a 1-yard run by RB Toby Gerhart. The TDs were set up by a pair of Trojan turnovers. That was the most first-quarter points USC had allowed in the Coliseum since giving up 14 to California in 2002 and the first time Troy had trailed by 14 in the first quarter at home since Arizona led 21-0 in 2001.

USC responded with an 80-yard scoring drive, capped by TB **Allen Bradford's** 2-yard run early in the second quarter. But Stanford answered right back with a 79-yard drive, with Gerhart running in from the 3. USC's 21-7 deficit at halftime was its largest at home since Arizona led by 15 in 2001.

The Trojans closed within 7 points twice in the third quarter. On the first play after S **Taylor Mays** recovered a fumble forced by LB **Chris Galippo**, WR **Brice Butler** hauled in a 36-yard TD pass from QB **Matt Barkley**. But Stanford struck right back, with Luck running in for a 6-yard touchdown. On its ensuing series, USC got it to 28-21 as TB **Joe McKnight** jetted 28 yards for a TD late in the quarter.

But Stanford scored 4 unanswered TDs in the fourth quarter, outscoring USC 27-0 in the quarter: first, Luck hit TE Coby Fleener on a 24-yard pass, then CB Richard Sherman returned an interception 43 yards, then Gerhart ran 6 yards and, following another interception by the Cardinal, RB Tyler Gaffney had a 1-yard run. It was the most points USC allowed in a quarter since UCLA had 27 in 1954 and it tied the USC opponent record for the most touchdowns allowed in a quarter (4).

Overall, Gerhart rushed for 178 yards on 29 carries and RB Stepan Taylor added 62 yards on 8 carries. Luck hit 12-of-22 passes for 144 yards and added 61 rushing yards on 7 tries.

The Cardinal outgained USC, 469-334 (including 325 on the ground), had more plays (72-58) and first downs (24-17) and held the ball for 36:20.

For USC, McKnight rushed for 142 yards on 16 attempts, WR **Ronald Johnson** (7 catches for 69 yards) and Butler (6 for 96 yards) each had career highs for receptions and Barkley was 21-of-31 for 196 yards but threw 3 interceptions and lost a fumble.

Four Trojans were in double digits in tackles: S **Will Harris** had a game-best 12, while Mays, S-CB **Josh Pinkard** and LB **Malcolm Smith** each had 11.

SCORING

First Quarter

STAN – Marecic 4-yard pass from Luck (Whitaker kick)
 STAN – Gerhart 1-yard run (Whitaker kick)

Second Quarter

USC – **Bradford 2-yard run (Congdon kick)**
 STAN – Gerhart 3-yard run (Whitaker kick)

Third Quarter

USC – **Butler 36-yard pass from Barkley (Congdon kick)**
 STAN – Luck 6-yard run (Whitaker kick)
 USC – **McKnight 28-yard run (Congdon kick)**

Fourth Quarter

STAN – Fleener 24-yard pass from Luck (Whitaker kick)
 STAN – Sherman 43-yard interception return (Whitaker kick)
 STAN – Gerhart 6-yard run (Taylor run failed)
 STAN – Gaffney 1-yard run (Whitaker kick)

USC	STATISTICS	STANFORD
17	First Downs	24
138	Net Yards Rushing	325
196	Net Yards Passing	144
31	Passes Attempted	22
21	Passes Completed	12
3	Had Intercepted	0
58	Total Plays	72
334	Total Yards	469
3/35.0	Punts/Avg	2/44.0
1/1	Fumbles-Lost	1/1
2/19	Penalties/Yards	4/40
23:40	Time of Possession	36:20

TOP INDIVIDUALS

RUSHING – Gerhart (STAN) 29-178; McKnight (USC) 16-142; Taylor (STAN) 8-62; Luck (STAN) 7-61.

PASSING – Barkley (USC) 21-31-196; Luck (STAN) 12-22-144.

RECEIVING – R. Johnson (USC) 7-69; Butler (USC) 6-96; Whalen (STAN) 3-44; Marecic (STAN) 3-32; McKnight (USC) 3-11; Fleener (STAN) 2-28; Owusu (STAN) 2-17; Havili (USC) 2-8; Patterson (USC) 2-5.

2010 GAME SUMMARIES

**GAME 11 – November 28, Los Angeles Coliseum
USC 28, UCLA 7
Att: 85,713**

UCLA	0	0	0	0	—	7
USC	7	0	7	14	—	28

Behind a revived defensive effort that produced 4 takeaways and led to a pair of touchdowns, No. 24 USC beat crosstown rival UCLA, 28-7, on a cold evening in front of 85,713 fans in the Coliseum and a national FSN cable audience.

It was the Trojans' third straight win over the Bruins and 10th in 11 games. It was the fifth straight year that USC held UCLA to less than 20 points and third year in a row to just 7 points. The final score was the same as the 2008 game. It also was USC's 31st consecutive home night victory and came in Troy's 600th conference game.

LB **Malcolm Smith** gave USC an early lead when he returned an interception 62 yards for a TD midway through the first quarter. Those were the only points in the game's opening half, making it the lowest USC-UCLA halftime score since the Trojans led by a similar margin in 1976.

Then midway through the third quarter, after S **Will Harris'** interception, USC marched 29 yards for a TD on TB **Allen Bradford's** 1-yard run. UCLA got on the board with 5:41 to play on FB Chane Moline's 2-yard run. But USC countered with a 73-yard scoring drive, capped by Bradford's 1-yard TD run with 1:30 remaining. The Trojans got the ball back on downs 36 seconds later and QB **Matt Barkley** took a knee on first down to run out the clock, but UCLA called a timeout so USC responded with Barkley's 48-yard TD pass to WR **Damian Williams**.

The game's statistics were fairly even, as both squads had 18 first downs while USC had 336 total yards to UCLA's 322 (the Bruins had 14 more plays than Troy's 60), but USC was penalized 12 times for 107 yards.

S-CB **Josh Pinkard** came up with a pair of turnovers deep in USC territory (a fumble recovery and an interception). Smith made a USC season-best 15 tackles (the most by a Trojan since Troy Polamalu's 20 against Utah in 2001), including 1.5 for losses, to earn Walter Camp Football Foundation National Defensive Player of the Week and Pac-10 Defensive Player of the Week honors and S **Taylor Mays** had 9 tackles.

Bradford ran for a game-high 62 yards on 14 carries, TB **Joe McKnight** added 47 yards on 12 rushes, Barkley was 18-of-26 for 206 yards with a pick and both Williams (82 yards) and WR **Ronald Johnson** (48 yards) had 5 receptions.

For UCLA, QB Kevin Prince was 10-of-22 for 90 yards with 2 interceptions and also ran 7 times for 34 yards before injuring his shoulder in the third quarter and being relieved by QB Kevin Craft, who was 8-of-17 for 98 yards with 1 interception in addition to gaining 40 yards on 9 carries. WR Nelson Rosario had 5 catches for 54 yards, Moline also had 5 grabs for 39 yards and WR Terrence Austin had 5 catches for 66 yards.

The game's 7 p.m. start was the second latest in series history (only the 8:30 p.m. start in 1945 was later) and it was just the sixth night game in the series (the first since 1977). It was the first time since 1977 that the game was played on Thanksgiving weekend. Both teams wore their home jerseys.

SCORING

First Quarter

USC – M. Smith 62-yard interception return (Congdon kick)

Third Quarter

USC – Bradford 1-yard run (Congdon kick)

Fourth Quarter

UCLA – Moline 2-yard run (Forbath kick)

USC – Bradford 2-yard run (Congdon kick)

USC – Williams 48-yard pass from Barkley (Congdon kick)

USC	STATISTICS	UCLA
18	First Downs	18
130	Net Yards Rushing	134
206	Net Yards Passing	188
26	Passes Attempted	39
18	Passes Completed	18
1	Had Intercepted	3
60	Total Plays	74
336	Total Yards	322
8/45.4	Punts/Avg	7/44.0
1/0	Fumbles-Lost	3/1
12/107	Penalties/Yards	5/60
29:05	Time of Possession	30:55

TOP INDIVIDUALS

RUSHING – Bradford (USC) 14-62; McKnight (USC) 12-47; Craft (UCLA) 9-40; Prince (UCLA) 7-34; Franklin (UCLA) 4-28.

PASSING – Barkley (USC) 18-26-206; Prince (UCLA) 10-22-90; Craft (UCLA) 8-17-98.

RECEIVING – Williams (USC) 5-82; Rosario (UCLA) 5-54; R. Johnson (USC) 5-48; Moline (UCLA) 5-39; Austin (UCLA) 4-66; McCoy (USC) 3-61; Butler (USC) 2-13.

**GAME 12 – December 5, Los Angeles Coliseum
Arizona 21, USC 17
Att: 83, 753**

Arizona	7	7	0	7	—	21
USC	0	7	7	3	—	17

QB Nick Foles threw a 36-yard touchdown pass to WR Juron Criner with 3:14 to play to lift Arizona to a 21-17 victory over No. 20 USC in the regular season finale before 83,753 fans at the Coliseum and a national ABC-TV audience.

The outcome sent the Wildcats into a tie for second place in the Pac-10 and a Holiday Bowl berth, while the Trojans—suffering through their worst season since 2001—dropped into the Emerald Bowl with a fifth place tie in the league. It snapped USC's 7-game winning streak over Arizona.

The Wildcats got on the board first, taking advantage good field possession following an interception as Foles hit WR Delashaun Dean on a 4-yard scoring toss midway through the first quarter. But USC drove 80 yards early in the second quarter, culminating with a 16-yard TD pass from QB **Matt Barkley** to WR **Ronald Johnson**. But the Wildcats answered with a 90-yard drive on the ensuing series (the longest drive allowed by USC in 2009), with Foles sneaking in for a 1-yard touchdown.

TB **Allen Bradford's** 5-yard run late in the third quarter tied the game. Then, PK **Jordan Congdon** put USC ahead midway through the fourth quarter with a 37-yard field goal, but the Wildcats then drove 80 yards on their next possession to set up Criner's winning score.

Both teams struggled offensively. USC managed just 292 yards of offense and converted just 5-of-13 third downs. Arizona entered the game averaging 415.4 total yards but was held to 321, including just 82 rushing.

Barkley was 20-of-37 for 144 yards with a pick, WR **Damian Williams** had 8 receptions for 51 yards and Johnson added 5 grabs for 50 yards, Bradford ran for a game-best 66 yards on 11 carries, FB **Stanley Havili** added 37 yards on 5 rushes and TB **Joe McKnight** became USC's 26th 1,000-yard season rusher as he gained 35 yards on 9 tries.

LB **Malcolm Smith** had a game-best 10 tackles, S **Taylor Mays** added 9 stops and broke up 2 passes and DE **Devon Kennard** had 8 tackles while starting his third game at strongside linebacker.

For UA, Foles was 22-of-40 for 239 yards with an interception (by S **Will Harris**), Criner had 6 catches for 71 yards and RB Keola Antolin ran for 51 yards on 13 carries

SCORING

First Quarter

ARIZ – Dean 4-yard pass from Foles (Zendejas kick)

Second Quarter

USC – R. Johnson 16-yard pass from Barkley (Congdon kick)

ARIZ – Foles 1-yard run (Zendejas kick)

Third Quarter

USC – Bradford 5-yard run (Congdon kick)

Fourth Quarter

USC – Congdon 37-yard field goal

ARIZ – Criner 36-yard pass from Foles (Zendejas kick)

USC	STATISTICS	ARIZONA
20	First Downs	17
138	Net Yards Rushing	82
144	Net Yards Passing	239
37	Passes Attempted	40
20	Passes Completed	22
1	Had Intercepted	1
68	Total Plays	69
282	Total Yards	321
6/33.7	Punts/Avg	6/37.7
1/0	Fumbles-Lost	0/0
3/30	Penalties/Yards	6/35
28:42	Time of Possession	31:18

TOP INDIVIDUALS

RUSHING – Bradford (USC) 11-66; Antolin (ARIZ) 13-51; Havili (USC) 5-37; McKnight (USC) 9-35.

PASSING – Foles (ARIZ) 22-40-239; Barkley (USC) 20-37-144.

RECEIVING – Williams (USC) 8-51; Criner (ARIZ) 6-71; Wright (ARIZ) 5-66; Dean (ARIZ) 5-58; R. Johnson (USC) 5-50; Roberts (ARIZ) 3-20; Antolin (ARIZ) 2-16; McCoy (USC) 2-14; Ellison (USC) 2-10.

GAME 13 – December 26, San Francisco, California
Emerald Bowl
USC 24, Boston College 13
Att: 40,121

Boston College	0	13	0	0	—	13
USC	7	7	3	7	—	24

QB **Matt Barkley** threw a pair of touchdown passes to FB **Stanley Havili** and ran for another score while the USC defense shut out Boston College in the second half to lead the Trojans to a 24-13 win in their first-ever Emerald Bowl appearance on a chilly, soggy night in front of a capacity crowd of 40,121 in AT&T Park in San Francisco and a national ESPN cable audience.

USC, which entered the game unranked for the first time since the end of the 2001 season when it last played in a non-BCS bowl, won its 16th consecutive non-conference game and its 32nd bowl game. It was Troy's first game against BC since 1988 and its first in San Francisco since 1943.

The Trojans scored on their first 2 possessions with a pair of drives that exceeded 80 yards, with Havili weaving 53 yards with a Barkley pass on the first series and then catching a 5-yard Barkley pass on the second series early in the second half.

But the Eagles responded on their next 2 drives, with RB Montel Harris getting a 7-yard TD run (the extra point kick missed) and then, after getting an interception, WR Rich Gunnell jetting 61 yards with a pass from QB Dave Shinskie late in the half (it was the longest reception against USC since BYU's Todd Watkins had a 69-yarder in 2004) to pull within 14-13 at intermission.

But the Trojans limited BC to only 91 total yards in the second half, including just 19 in the third quarter. USC converted a pair of turnovers into scores in the second half. After DT **Jurrell Casey** recovered a fumble, PK **Jordan Congdon** hit a 38-yard field goal midway through the third quarter. Then after an interception by CB **Shareece Wright** (seeing his first action of 2009 after being academically ineligible), Barkley scored on a 1-yard sneak early in the fourth quarter.

Barkley was 27-of-37 (a career best for completions) for 350 yards and hit 13 of his first 14 passes (including his first 7). WR **Damian Williams** was voted the game's Offensive MVP after catching 12 passes for 189 yards (both personal bests) and he set up USC's last 2 TDs after hauling in bombs. Havili added 6 receptions for 83 yards (both career highs) and WR **Ronald Johnson** had 6 for 58 yards. TB **Allen Bradford** ran for 72 yards on a personal-best 17 carries. DT **Christian Tupou** led USC with 7 tackles, including 1.5 for losses, while LB **Malcolm Smith** added 6 stops.

For Boston College, Shinskie was 14-of-33 for 218 yards, Gunnell caught 6 passes for 130 yards and Harris ran for 102 yards on 23 tries (his fifth straight 100-yard outing). LB Luke Kuechly had 16 tackles and was named the game's Defensive MVP.

USC had 438 total yards (with a season-low 88 on the ground) to BC's 312, held the ball 34:23 and limited the Eagles to just 4-of-12 on third down conversions.

It rained for 2 hours before kickoff and then lightly again during the third quarter. Because of the field configuration in the baseball stadium, both teams shared the same sideline. The Trojans played without 4 starters: CB **Josh Pinkard** (knee injury), TB **Joe McKnight** (held out by USC's NCAA compliance office) and TE **Anthony McCoy** and OT **Tyron Smith** (both academically ineligible).

It was ESPN's third most-watched bowl game ever (5.3 rating).

SCORING

First Quarter

USC – Havili 53-yard pass from Barkley (Congdon kick)

Second Quarter

USC – Havili 5-yard pass from Barkley (Congdon kick)

BC – Harris 7-yard run (Aponavicius kick missed)

BC – Gunnell 61-yard pass from Shinskie (Aponavicius kick)

Third Quarter

USC – Congdon 38-yard field goal

Fourth Quarter

USC – Barkley 1-yard run (Congdon kick)

USC	STATISTICS	BOSTON COLLEGE
20	First Downs	18
88	Net Yards Rushing	94
350	Net Yards Passing	218
37	Passes Attempted	33
27	Passes Completed	14
2	Had Intercepted	1
66	Total Plays	63
438	Total Yards	312
4/41.5	Punts/Avg	6/34.7
1/0	Fumbles-Lost	3/1
6/37	Penalties/Yards	4/30
34:23	Time of Possession	25:37

TOP INDIVIDUALS

RUSHING – Harris (BC) 23-102; Bradford (USC) 17-72.
 PASSING – Barkley (USC) 27-37-350; Shinskie (BC) 14-33-218.
 RECEIVING – Williams (USC) 12-189; Gunnell (BC) 6-130; Havili (USC) 6-83; R. Johnson (USC) 6-58; Larmond (BC) 3-29; Ausberry (USC) 2-17.

Standings

	CONFERENCE GAMES					ALL GAMES				
	W	L	PCT.	PTS	OPP	W	L	PCT	PTS	OPP
1. Oregon	8	1	.889	375	304	10	3	.769	469	309
2. Arizona	6	3	.667	286	228	8	5	.615	356	311
Oregon State	6	3	.667	314	225	8	5	.615	409	325
Stanford	6	3	.667	440	235	8	5	.615	461	345
5. USC	5	4	.556	212	200	9	4	.692	344	258
California	5	4	.556	205	253	8	5	.615	378	331
7. Washington	4	5	.444	218	229	5	7	.417	313	320
8. UCLA	3	6	.333	181	217	7	6	.538	295	276
9. Arizona State	2	7	.222	163	216	4	8	.333	268	253
10. Washington State	0	9	.000	80	357	1	11	.083	144	462

Individual Statistics

TOTAL OFFENSE						
	G	Rush	Pass	Plays	Total	Yds/G
Jake Locker, WASH	12	388	2800	506	3188	265.7
Andrew Luck, STAN	12	354	2575	349	2929	244.1
Sean Canfield, OSU	13	-160	3271	494	3111	239.3
Jeremiah Masoli, ORE	12	668	2147	426	2815	234.6
Matt Barkley, USC	12	-38	2735	397	2697	224.8
Kevin Riley, CAL	13	51	2850	464	2901	223.2
Kevin Prince, UCLA	11	179	2050	376	2229	202.6
Nick Foles, ARIZ	12	-73	2466	427	2393	199.4
Danny Sullivan, ASU	10	-28	1939	340	1911	191.1
Toby Gerhart, STAN	13	1871	18	344	1889	145.3

PASS EFFICIENCY								
	G	Att	Cmp	Int	Pct.	Yds	TD	Eff.
Andrew Luck, STAN	12	288	162	4	.563	2575	13	143.5
Sean Canfield, OSU	13	446	303	7	.679	3271	21	141.9
Matt Barkley, USC	12	352	211	14	.599	2735	15	131.3
Jake Locker, WASH	12	394	230	11	.584	2800	21	130.1
Jeremiah Masoli, ORE	12	305	177	6	.580	2147	15	129.5
Kevin Riley, CAL	13	382	209	8	.547	2850	18	128.7
Nick Foles, ARIZ	12	400	257	9	.643	2466	19	127.2
Kevin Prince, UCLA	11	308	173	8	.562	2050	8	115.5
Danny Sullivan, ASU	10	312	168	9	.538	1939	10	110.9
Marshall Lobbestael, WSU	9	144	67	8	.465	655	3	80.5

RUSHING						
	G	Att	Yds	Avg	TD	Yds/G
Toby Gerhart, STAN	13	343	1871	5.5	28	143.9
LaMichael James, ORE	13	230	1546	6.7	14	118.9
Jacquizz Rodgers, OSU	13	273	1440	5.3	21	110.8
Chris Polk, WASH	12	226	1113	4.9	5	92.8
Joe McKnight, USC	12	164	1014	6.2	8	84.5
Shane Vereen, CAL	13	183	952	5.2	12	73.2
Dimitri Nance, ASU	12	188	795	4.2	6	66.2
Nic Grigsby, ARIZ	10	79	567	7.2	5	56.7
Jeremiah Masoli, ORE	12	121	668	5.5	13	55.7
Allen Bradford, USC	13	115	668	5.8	8	51.4

ALL-PURPOSE RUNNING						
	G	Rush	Rcv	PR	KR	Yds Avg/G
James Rodgers, OSU	13	303	1034	151	840	2328 179.1
Toby Gerhart, STAN	13	1871	157	0	0	2028 156.0
Jacquizz Rodgers, OSU	13	1440	522	0	0	1962 150.9
Chris Owusu, STAN	13	66	682	0	116	1915 147.3
Terrence Austin, UCLA	13	25	455	302	103	1818 139.8
LaMichael James, ORE	13	1546	168	0	62	1776 136.6
Shane Vereen, CAL	13	952	244	10	551	1757 135.2
Chris Polk, WASH	12	1113	171	0	237	1521 126.8
Kenjon Barner, ORE	13	366	30	137	100	1534 118.0
Damian Williams, USC	12	16	1010	340	0	1366 113.8

RECEPTIONS/GAME						
	G	Rec	Yds	TD	Avg/C	Rec/G
James Rodgers, OSU	13	91	1034	9	11.4	7.0
Jacquizz Rodgers, OSU	13	78	522	1	6.7	6.0
Damian Williams, USC	12	70	1010	6	14.4	5.8
Kyle Williams, ASU	11	57	815	8	14.3	5.2
Chris McGaha, ASU	12	56	673	4	12.0	4.7
Ryan Whalen, STAN	13	57	926	4	16.2	4.4
Damola Adeniji, OSU	13	57	807	5	14.2	4.4
Devin Aguilar, WASH	10	42	593	5	14.1	4.2
Jermaine Kearse, WASH	12	50	866	8	17.3	4.2
Jeff Maehl, ORE	13	53	696	6	13.1	4.1

RECEIVING YARDAGE						
	G	Rec	Yds	TD	Avg/C	Yds/G
Damian Williams, USC	12	70	1010	6	14.4	84.2
James Rodgers, OSU	13	91	1034	9	11.4	79.5
Kyle Williams, ASU	11	57	815	8	14.3	74.1
Jermaine Kearse, WASH	12	50	866	8	17.3	72.2
Ryan Whalen, STAN	13	57	926	4	16.2	71.2
Damola Adeniji, OSU	13	57	807	5	14.2	62.1
Devin Aguilar, WASH	10	42	593	5	14.1	59.3
Chris McGaha, ASU	12	56	673	4	12.0	56.1
Nelson Rosario, UCLA	13	42	723	2	17.2	55.6
Jeff Maehl, ORE	13	53	696	6	13.1	53.5

FIELD GOALS					
	G	FG	FGA	Pct.	FG/G
Kai Forbath, UCLA	13	28	31	90.3	2.15
Justin Kahut, OSU	13	22	27	81.5	1.69
Erik Folk, WASH	12	18	21	85.7	1.50
Alex Zendejas, ARIZ	12	17	22	77.3	1.42
Morgan Flint, ORE	12	16	19	84.2	1.33
Nate Whitaker, STAN	13	16	22	72.7	1.23
Jordan Congdon, USC	13	12	16	75.0	0.92
Giorgio Tavecchio, CAL	11	8	12	66.7	0.73
Vince D'Amato, CAL	10	7	12	58.3	0.70
Nico Grasu, WSU	9	6	10	60.0	0.67

SCORING								
	G	TD	XPT	2XP	FG	Pts	Pts/G	
Toby Gerhart, STAN	13	28	0	4	0	172	13.2	
Jacquizz Rodgers, OSU	13	22	0	0	0	132	10.2	
Morgan Flint, ORE	12	0	54	2	16	104	8.7	
Justin Kahut, OSU	13	0	45	0	22	111	8.5	
Kai Forbath, UCLA	13	0	24	0	28	108	8.3	
Nate Whitaker, STAN	13	0	53	0	16	101	7.8	
Erik Folk, WASH	12	0	35	0	18	89	7.4	
Alex Zendejas, ARIZ	12	0	38	0	17	89	7.4	
Jeremiah Masoli, ORE	12	13	0	0	0	78	6.5	
Shane Vereen, CAL	13	4	0	0	0	84	6.5	

PUNTING					
	G	Punts	Yds	Avg	
Trevor Hankins, ASU	12	69	3049	44.2	
Jeff Locke, UCLA	13	70	3054	43.6	
Reid Forrest, WSU	12	86	3718	43.2	
Bryan Anger, CAL	13	67	2834	42.3	
Keenyn Crier, ARIZ	13	57	2363	41.5	
David Green, STAN	13	33	1360	51.2	
Will Mahan, WASH	12	52	2112	40.6	
Jackson Rice, ORE	13	61	2472	40.5	
Johnny Hekker, OSU	13	51	2043	40.1	
Jacob Harfman, USC	13	48	1909	39.8	

PUNT RETURNS					
	G	Ret	Yds	TD	Avg
William Wright, ARIZ	11	12	210	1	17.5
Damian Williams, USC	12	24	340	2	14.2
James Rodgers, OSU	13	13	151	0	11.6
Kenjon Barner, ORE	13	13	137	0	10.5
Richard Sherman, STAN	13	15	154	1	10.3
Kyle Williams, ASU	11	23	229	0	10.0
Terrence Austin, UCLA	13	33	302	0	9.2

KICKOFF RETURNS	G	Ret	Yds	TD	Avg
Chris Owusu, STAN	13	37	1167	3	31.5
Travis Cobb, ARIZ	12	30	762	1	25.4
Kenjon Barner, ORE	13	40	1001	1	25.0
Terrence Austin, UCLA	13	43	1036	0	24.1
James Rodgers, OSU	13	36	840	0	23.3
Shane Vereen, CAL	13	24	551	0	23.0
James Johnson, WASH	11	15	305	0	20.3
Quinton Richardson, WASH	11	19	369	0	19.4
C.J. Gable, USC	12	19	348	0	18.3

INTERCEPTIONS	G	Int	Yds	TD	Int/G
Rahim Moore, UCLA	13	10	79	0	0.77
Alterraun Verner, UCLA	13	5	158	1	0.38
Trevin Wade, ARIZ	13	5	40	1	0.38
Talmadge Jackson, ORE	13	4	73	1	0.31
Will Harris, USC	13	4	62	1	0.31
Akeem Ayers, UCLA	13	4	10	2	0.31
Jarrell Holman, ASU	11	3	69	1	0.27
Ryan McFoy, ASU	11	3	30	0	0.27
Mason Foster, WASH	12	3	109	1	0.25
Mike Nixon, ASU	12	3	56	1	0.25

TACKLES	G	UA	A	Total	Avg/G
Mike Mohamed, CAL	13	69	43	112	8.6
Taylor Mays, USC	12	48	48	96	8.0
Donald Butler, WASH	12	72	22	94	7.8
Alex Hoffman-Ellis, WSU	11	55	29	84	7.6
Keaton Kristick, OSU	13	47	48	95	7.3
Malcolm Smith, USC	10	37	35	72	7.2
Mason Foster, WASH	12	60	25	85	7.1
John Boyett, ORE	13	62	28	90	6.9
Xavier Hicks, WASH	12	50	31	81	6.8
Delano Howell, STAN	12	52	25	77	6.4

TACKLES FOR LOSS (includes sacks)	G	UA	A	Total	Avg/G
Brian Price, UCLA	13	22	3	23.5	1.81
Donald Butler, WASH	12	14	3	15.5	1.29
Kenny Rowe, ORE	13	13	4	15.0	1.15
Thomas Keiser, STAN	13	12	6	15.0	1.15
Akeem Ayers, UCLA	13	14	1	14.5	1.12
Korey Bosworth, UCLA	13	9	10	14.0	1.08
Daniel Te'o-Nesheim, WASH	12	11	3	12.5	1.04
Earl Mitchell, ARIZ	12	11	3	12.5	1.04
Michael Morgan, USC	13	11	4	13.0	1.00
Tyson Alualu, CAL	13	8	7	11.5	0.88
Ricky Elmore, ARIZ	13	11	1	11.5	0.88

QUARTERBACK SACKS	G	UA	A	Total	Avg/G
Kenny Rowe, ORE	13	10	3	11.5	0.88
Ricky Elmore, ARIZ	13	10	1	10.5	0.81
Daniel Te'e-Nesheim, WASH	12	9	1	9.5	0.79
Everson Griffen, USC	12	8	0	8.0	0.67
Thomas Keiser, STAN	13	7	2	8.0	0.62
Nick Perry, USC	13	8	0	8.0	0.62
Tyson Alualu, CAL	13	5	5	7.5	0.58
Brian Price, UCLA	13	7	0	7.0	0.54
Earl Mitchell, ARIZ	12	5	3	6.5	0.54
Cameron Jordan, CAL	13	5	2	6.0	0.46
Akeem Ayers, UCLA	13	6	0	6.0	0.46

Team Statistics

RUSHING OFFENSE	G	Att	Yds	Avg	TD	Yds/G
ORE	13	547	3012	5.5	38	231.7
STAN	13	536	2837	5.3	39	218.2
CAL	13	471	2203	4.7	27	169.5
USC	13	438	2168	4.9	24	166.8
ARIZ	13	430	2072	4.8	19	159.4
OSU	13	440	1818	4.1	26	139.8
WASH	12	390	1668	4.3	13	139.0
ASU	12	382	1431	3.7	14	119.2
UCLA	13	421	1490	3.5	12	114.6
WASH	12	354	848	2.4	5	70.7

PASS OFFENSE	G	Att	Cmp	Int	Pct.	Yds	TD	Yds/G
OSU	13	478	319	7	.667	3520	23	270.8
WASH	12	396	231	11	.583	2838	21	236.5
ARIZ	13	484	301	12	.622	2927	20	225.2
UCLA	13	436	244	12	.560	2896	10	222.8
CAL	13	393	214	8	.545	2895	18	222.7
USC	13	379	228	15	.602	2890	16	222.3
ASU	12	418	225	12	.538	2582	17	215.2
STAN	13	313	174	6	.556	2722	14	209.4
ORE	13	338	197	7	.583	2344	16	180.3
WSU	12	372	195	16	.524	2115	11	176.2

TOTAL OFFENSE	G	Plays	Yards	Avg/P	TD*	Yds/G
STAN	13	849	5559	6.5	53	427.6
ORE	13	885	5356	6.1	54	412.0
OSU	13	918	5338	5.8	49	410.6
CAL	13	864	5098	5.9	45	392.2
USC	13	817	5058	6.2	40	389.1
ARIZ	13	914	4999	5.5	39	384.5
WASH	12	786	4506	5.7	34	375.5
UCLA	13	857	4386	5.1	22	337.4
ASU	12	800	4013	5.0	31	334.4
WSU	12	726	2963	4.1	16	246.9

*Touchdowns scored by rushing and passing only

SCORING OFFENSE	G	Pts	Avg
ORE	13	469	36.1
STAN	13	461	35.5
OSU	13	409	31.5
CAL	13	378	29.1
ARIZ	13	356	27.4
USC	13	344	26.5
WASH	12	313	26.1
ASU	12	268	22.3
UCLA	13	286	22.0
WSU	12	144	12.0

RUSHING DEFENSE	G	Att	Yds	Avg	TD	Yds/G
ASU	12	384	1303	3.4	12	108.6
CAL	13	436	1456	3.3	18	112.0
OSU	13	392	1487	3.8	19	114.4
ARIZ	13	405	1566	3.9	16	120.5
USC	13	456	1666	3.7	18	128.2
ORE	13	497	1673	3.4	15	128.7
STAN	13	424	1793	4.2	19	137.9
UCLA	13	469	1856	4.0	14	142.8
WASH	12	395	1786	4.5	17	148.8
WSU	12	477	2837	5.9	35	236.4

PASS EFFICIENCY DEFENSE	G	Att	Cmp	Int	Pct.	Yds	TD	Effic
USC	13	463	241	11	52.1	2760	12	105.9
ASU	12	366	194	15	53.0	2268	13	108.6
ORE	13	456	254	14	55.7	2699	18	112.3
ARIZ	13	421	239	12	56.8	2620	19	118.2
UCLA	13	367	215	20	58.6	2486	16	119.0
OSU	13	446	264	8	59.2	3056	23	130.2
CAL	13	454	289	11	63.7	3469	20	137.5
STAN	13	455	286	8	62.9	3442	23	139.6
WASH	12	363	228	8	62.8	2888	16	139.8
WSU	12	388	259	10	66.8	3307	21	151.1

TOTAL DEFENSE	G	Plays	Yards	Avg/P	TD*	Yds/G
ASU	12	750	3571	4.8	25	297.6
ARIZ	13	826	4186	5.1	35	322.0
UCLA	13	836	4342	5.2	30	334.0
ORE	13	953	4372	4.6	33	336.3
USC	13	919	4426	4.8	30	340.5
OSU	13	838	4543	5.4	42	349.5
CAL	13	890	4925	5.5	38	378.8
WASH	12	758	4674	6.2	33	389.5
STAN	13	879	5235	6.0	42	402.7
WSU	12	865	6144	7.1	56	512.0

*Touchdowns scored by rushing and passing only

SCORING DEFENSE	G	Pts	Avg
USC	13	258	19.8
ASU	12	253	21.1
UCLA	13	276	21.2
ORE	13	309	23.8
ARIZ	13	311	23.9
OSU	13	325	25.0
CAL	13	331	25.5
STAN	13	345	26.5
WASH	12	320	26.7
WSU	12	462	38.5

2010 All-Pacific-10 Teams

OFFENSE

FIRST TEAM

Sean Canfield, Sr., OSU QB
 Toby Gerhart, Sr., STAN RB
 Jacquizz Rodgers, So., OSU RB
 James Rodgers, Jr., OSU WR
Damian Williams, Jr., USC WR
 Ed Dickson, Sr., ORE TE
 Chris Marinelli, Sr., STAN OL
 Mike Tepper, Sr., CAL OL
Jeff Byers, Sr., USC OL
Charles Brown, Sr. USC OL
 Gregg Peat, Sr., OSU OL

SECOND TEAM

Jeremiah Masoli, Jr., ORE QB
 Jahvid Best, Jr., CAL RB
 LaMichael James, Fr., ORE RB
 Chris McGaha, Sr., ASU WR
 Jermaine Kearse, So., WASH WR
 Jim Dray, Sr., STAN TE
 Colin Baxter, Jr., ARIZ OL
 Chase Beeler, Jr., STAN OL
 Kenny Alfred, Sr., WAD OL
 Adam Grant, Grad., ARIZ OL
 Shawn Lauvao, Sr., ASU OL

DEFENSE

FIRST TEAM

Brian Price, Jr., UCLA DL
 Stephen Paea, Jr., OSU DL
 Tyson Alualu, Sr., CAL DL
 Dexter Davis, Sr., ASU DL
 Keaton Kristick, Sr., OSU LB
 Mike Mohamed, Jr., CAL LB
 Reggie Carter, Sr., UCLA LB
 Rahim Moore, So., UCLA DB
 Syd'Quan Thompson, Sr., CAL DB
Taylor Mays, Sr., USC DB
 Alterraun Verner, Sr., UCLA DB

SECOND TEAM

Daniel Te'o-Nesheim, Sr., WASH DL
Everson Griffen, Jr., USC DL
 Will Tukuafu, Sr., ORE DL
 Earl Mitchell, Sr., ARIZ DL
 Donald Butler, Sr., WASH LB
 Xavier Kelley, Frad, ARIZ LB
 Casey Matthews, Jr., ORE LB
 Cam Nelson, Sr., ARIZ DB
Josh Pinkard, Sr., USC DB
 Trevin Wade, So., ARIZ DB
Kevin Thomas, Sr., USC DB

SPECIALISTS

FIRST TEAM

Kai Forbath, Jr., UCLA PK
 Bryan Anger, So., CAL P
 Chris Owusu, So., STAN KOR
Damian Williams, Jr., USC PR
 Suaesi Tuimaunei, Jr., OSU ST

SECOND TEAM

Justin Kahut, Jr., OSU DL
 Jeff Locke, Fr., UCLA DL
 Terrence Austin, Sr., UCLA DL
 Kyle Williams, Sr., ASU DL
Garrett Green, Sr., USC DL

USC HONORABLE MENTION: Allen Bradford, TB, Jr.; Jurrell Casey, DT, So.; Chris Galippo, LB, So.; Will Harris, S, Sr.; Butch Lewis, OG, Jr.; Anthony McCoy, TE, Sr.; Joe McKnight, TB, Jr.; Tyron Smith, OT, So.; Christian Tupou, DT, Jr.

OFFENSIVE PLAYER OF THE YEAR: Toby Gerhart, RB, Sr., STAN
DEFENSIVE PLAYER OF THE YEAR: Brian Price, DT, Jr., UCLA
OFFENSIVE FRESHMAN OF THE YEAR: LaMichael James, RB, ORE
DEFENSIVE FRESHMAN OF THE YEAR: Vontaze Burfict, LB, ASU
COACH OF THE YEAR: Chip Kelly, ORE



EVERSON GRIFFEN



JOSH PINKARD

**2010 Pacific-10
 Players of the Week**

- Sept. 5 - OFF: Kevin Riley, QB, CAL
- DEF: Mike Nixon, OLB, ASU
- SPT: Chris Owusu, KR, STAN
- Sept. 12 - OFF: **Joe McKnight, TB, USC**
- DEF: Reggie Carter, MLB, UCLA
- SPT: Kai Forbath, PK, UCLA
- Sept. 19 - OFF: Jahvid Best, TB, CAL
- DEF: Donald Butler, ILB, WASH
- SPT: Erik Folk, PK, WASH
- Sept. 26 - OFF: Ed Dickson, TE, ORE
- DEF: Devin Ross, CB, ARIZ
- SPT: Chris Owusu, KR, STAN
- Oct. 3 - OFF: James Rodgers, WR, OSU
- DEF: **Taylor Mays, S, USC**
- SPT: **Damian Williams, PR, USC**
- Oct. 10 - OFF: Jacquizz Rodgers, RB, OSU
- DEF: Mason Foster, OLB, WASH
- SPT: Kenjon Barner, KR, ORE
- Oct. 17 - OFF: Nick Foles, QB, ARIZ
- DEF: **Jurrell Casey, DT, USC**
- SPT: Bryan Anger, P, CAL
- Oct. 24 - OFF: **Allen Bradford, TB, SUC**
- DEF: Cam Nelson, FS, ARIZ
- SPT: **Damian Williams, PR, USC**
- Oct. 31 - OFF: LaMichael James, RB, ORE
- DEF: Mike Mohamed, ILB, CAL
- SPT: Justin Kahut, PK, OSU
- Nov. 7 - OFF: Toby Gerhart, RB, STAN
- DEF: **Will Harris, S, USC**
- SPT: Nate Whitaker, PK, STAN
- Nov. 14 - OFF: Toby Gerhart, RB, STAN
- DEF: Akeem Ayers, OLB, UCLA
- SPT: Giorgio Tavecchio, PK, CAL
- Nov. 21 - OFF: Jeremiah Masoli, QB, ORE
- DEF: Mike Mohamed, ILB, CAL
- SPT: Nate Costa, H, ORE
- Nov. 28 - OFF: Toby Gerhart, RB, STAN
- DEF: **Malcolm Smith, LB, USC**
- SPT: Alex Zendejas, PK, ARIZ
- Dec. 5 - OFF: Jake Locker, QB, WASH
- DEF: Earl Mitchell, DT, ARIZ
- SPT: Justin Kahut, PK, OSU

**2010 Pacific-10
 All-Academic First Team**


- QB Andrew Luck, STAN, RFr., 3.55, Undeclared
- RB Josh Catron, STAN, Sr., 3.48, Economics
- RB Toby Gerhart, STAN, Sr., 3.25, Management Science & Engineering
- WR Casey Kjos, OSU, Jr., 3.63, Psychology & Sociology
- WR Alex Lagemann, CAL, Jr., 3.68, Media Studies
- TE David Paulson, ORE, So., 3.68, Business Administration
- OL Mark Boskovich, CAL, Jr., 3.73, Political Science
- OL Micah Hannam, WSU, Jr., 3.59, Civil Engineering
- OL Andrew Phillips, STAN, Jr., 3.53, Classics
- OL Chris Prummer, WSU, Jr., 3.88, Zoology
- OL Carson York, ORE, RFr., 3.70, Journalism
- DL Kevin Frahm, OSU, So., 3.24, Political Science
- DL Kevni Kooyman, WSU, Sr., 3.16, Management & Operations
- DL Erik Lorig, STAN, Sr., 3.12, Public Policy
- DL Tom McAndrew, STAN, Sr., 3.58, Science, Technology & Society
- LB Mike Mohamed, CAL, Jr., 3.43, Business Administration
- LB Mike Nixon, ASU, Sr., 4.07, Political Science
- LB Will Powers, STAN, Sr., 3.48, Classics
- DB Victor Aiyewa, WASH, Jr., 3.36, Sociology
- DB Cameron Collins, OSU, So., 3.37, Business
- DB Jay Matthews, WSU, RFr., 3.68, Undeclared
- DB Chima Nwachukwu, WSU, Jr., 3.79, Political Science
- PK Nate Whitaker, STAN, Jr., 3.38, Engineering
- P Jeff Locke, UCLA, Sr., 3.69, Undeclared
- RS Taylor Kavanaugh, OSU, Sr., 3.28, Construction Engineering

USC HONORABLE MENTION: Jeff Byers, OG, Sr.; Jordan Congdon, PK, Sr.; Adam Goodman, FB, Sr.; Garrett Green, QB, Sr.; Drew McAllister, S, So.

USC FOOTBALL HISTORY

Head Football Coaches


	W	L	T	PCT.
Henry H. Goddard and Frank H. Suffel, 1888	2	0	0	1.000
Lewis R. Freeman, 1897 (Stanford)	5	1	0	.833
Clair S. Tappaan, 1901 (Syracuse)	0	1	0	.000
John Walker, 1903	4	2	0	.667
Harvey R. Holmes, 1904-07 (Wisconsin)	19	5	3	.759
William I. Traeger, 1908 (Stanford)	3	1	1	.700
Dean B. Cromwell, 1909-10, 1916-18 (Occidental)	21	8	6	.686
Ralph Glaze, 1914-15 (Dartmouth)	7	7	0	.500
Elmer C. ("Gloomy Gus") Henderson, 1919-24 (Oberlin)	45	7	0	.865
Howard H. Jones, 1925-40 (Yale)	121	36	13	.750
Justin M. (Sam) Barry, 1941 (Wisconsin)	2	6	1	.278
Newell J. Cravath, 1942-50 (USC)	54	28	8	.644
Jesse T. (Jess) Hill, 1951-56 (USC)	45	17	1	.722
Don R. Clark, 1957-59 (USC)	13	16	1	.450
John McKay, 1960-75 (Oregon)	127	40	8	.749
John Robinson, 1976-82, 1993-97 (Oregon)	104	35	4	.741
Ted Tollner, 1983-86 (Cal Poly, San Luis Obispo)	26	20	1	.564
Larry Smith, 1987-92 (Bowling Green)	44	25	3	.632
Paul Hackett, 1998-2000 (UC Davis)	19	18	0	.514
Pete Carroll, 2001-2009 (Pacific)	97	19	0	.836*



PETE CARROLL



JOHN MCKAY



HOWARD JONES

Annual Won-Loss Record

YEAR	TEAM CAPTAIN	G	W	L	T	FIN.	PTS.	OPP.
1888	Will Whitcomb	2	2	0	0	--	20	0
1889	No Captain	2	2	0	0	--	66	0
1890	No Varsity	--	--	--	--	--	--	--
1891	Frank Lapham	3	1	2	0	--	48	26
1892	No Varsity	--	--	--	--	--	--	--
1893	No Captain	4	3	1	0	--	56	50
1894	John A. Gray	1	1	0	0	--	12	0
1895	Lee Bradley	2	0	1	1	--	4	14
1896	Foster Wright	3	0	3	0	--	0	74
1897	Harry Martin	6	5	1	0	--	100	18
1898	Foster Wright	7	5	1	1	--	97	28
1899	Logan Wheatley	6	2	3	1	--	22	33
1900	Harry Woodard	3	1	1	1	--	5	11
1901	Logan Wheatley	1	0	1	0	--	0	6
1902	Dan Caley	5	2	3	0	--	29	44
1903	Dan Caley	6	4	2	0	--	58	27
1904	Jay Bickford	7	6	1	0	--	199	27
1905	Carl Elliott	10	6	3	1	--	211	45
1906	Oliver Best	4	2	0	2	--	36	0
1907	Charley Haigler	6	5	1	0	--	182	20
1908	Stan Burek	5	3	1	1	--	63	18
1909	Hal Paulin	6	3	1	2	--	133	13
1910	Jack Malcolm	8	7	0	1	--	189	24
1911	Rugby	--	--	--	--	--	--	--
1912	Rugby	--	--	--	--	--	--	--
1913	Rugby	--	--	--	--	--	--	--
1914	Tommy Davis	7	4	3	0	--	116	88
1915	Len Livernash	7	3	4	0	--	132	119
1916	Herb Jones	8	5	3	0	--	129	80
1917	Frank Malette	7	4	2	1	--	127	47
1918	Harold Galloway, Keith Hunter	6	2	2	2	--	61	61
1919	John Fox	5	4	1	0	--	87	21
1920	Roy Evans	6	6	0	0	--	171	21
1921	Charley Dean	11	10	1	0	--	362	52
1922	Leo Calland	11	10	1	0	4	236	31
1923	Chet Dolley	8	6	2	0	3T	173	62
1924	John Hawkins	11	9	2	0	4T	269	44
1925	Hobbs Adams	13	11	2	0	3T	456	55
1926	Jeff Cravath	10	8	2	0	2	317	52
1927	Morley Drury	10	8	1	1	1T	287	64
1928	Jesse Hibbs	10	9	0	1	1	267	59
1929	Nate Barragar	12	10	2	0	1	492	69
1930	Marshall Duffield	10	8	2	0	2	382	66
1931	Stan Williamson	11	10	1	0	1	363	52
1932	Tay Brown	10	10	0	0	1	201	13
1933	Ford Palmer	12	10	1	1	3	257	30
1934	Julie Bescos	11	4	6	1	7	120	110
1935	Art Dittberner, Cliff Propst	12	5	7	0	8	155	124
1936	Gil Kuhn	9	4	2	3	3T	129	65
1937	Chuck Williams	10	4	4	2	7	136	98
1938	Don McNeil	11	9	2	0	1T	172	65
1939	Joe Shell	10	8	0	2	1	181	33
1940	Ed Dempsey	9	3	4	2	7	88	98
1941	Bob de Lauer	9	2	6	1	8	64	134
1942	Don Willer	11	5	5	1	4	184	128
1943	Ralph Heywood	10	8	2	0	1	155	58
1944	Jim Hardy	10	8	0	2	1	240	73
1945	Jim Callanan	11	7	4	0	1	205	150
1946	Doug Essick	10	6	4	0	3	158	106
1947	Don Clark	10	7	2	1	1	193	114
1948	Bob Bastian	10	6	3	1	3	142	87
1949	Jim Bird	9	5	3	1	3T	214	170
1950	Paul McMurtry, Volney Peters	9	2	5	2	7	114	182
1951	Pat Cannamela, Dean Schneider	10	7	3	0	4	224	168
1952	Bob Van Doren, Lou Welsh	11	10	1	0	1	254	47
1953	George Bozanic, Tom Nickoloff	10	6	3	1	3	199	161
1954	Ed Fouch, Lindon Crow	12	8	4	0	2	258	159
1955	George Galli, Marv Goux	10	6	4	0	6	265	158
1956	Jon Arnett, Ellsworth Kissinger	10	8	2	0	2T	218	126
1957	Jim Conroy, Mike Henry	10	1	9	0	7T	86	204

ANNUAL WON-LOSS RECORD, ALL-TIME PAC-10 RECORDS, USC VS. PAC-10

YEAR	TEAM CAPTAIN	G	W	L	T	FIN. PTS.	OPP.
1958	Ken Antle, Monte Clark	10	4	5	1	3	151 120
1959	Ron Mix, Willie Wood	10	8	2	0	1T	195 90
1960	Mike McKeever, George Van Vliet	10	4	6	0	2	95 152
1961	Britt Williams	10	4	5	1	2T	150 167
1962	Marv Marinovich, Ben Wilson	11	11	0	0	1	261 92
1963	Pete Beathard, Willie Brown	10	7	3	0	2	207 114
1964	Craig Fertig, Bill Fisk	10	7	3	0	1T	207 130
1965	Chuck Arrobio, Mike Garrett	10	7	2	1	2	262 92
1966	Nate Shaw, Rod Sherman	11	7	4	0	1	199 128
1967	Tim Rossovich, Adrian Young	11	10	1	0	1	258 87
1968	O. J. Simpson, Steve Sogge	11	9	1	1	1	259 168
1969	Jim Gunn, Bob Jensen	11	10	0	1	1	261 128
1970	Charlie Weaver, Bob Chandler	11	6	4	1	6T	343 233
1971	John Vella, Willie Hall	11	6	4	1	2	229 164
1972	Sam Cunningham, John Grant	12	12	0	0	1	467 134
1973	Lynn Swann, Artimus Parker	12	9	2	1	1	322 202
1974	Pat Haden, Richard Wood	12	10	1	1	1	363 142
1975	Kevin Bruce, Danny Reece	12	8	4	0	5	247 140
1976	Ricky Bell, Vince Evans, Eric Williams	12	11	1	0	1	386 139
1977	Rob Hertel, Clay Matthews	12	8	4	0	2T	357 212
1978	Lynn Cain, Rich Dimler	13	12	1	0	1	318 153
1979	Dennis Johnson, Charles White	12	11	0	1	1	389 171
1980	Ronnie Lott, Keith Van Horne	11	8	2	1	3	265 134
1981	Marcus Allen, Chip Banks	12	9	3	0	2T	294 170
1982	George Achica, Joey Browner, Bruce Matthews	11	8	3	0	3T	302 143
1983	Tony Brewer, Jeff Brown, Keith Browner, Fred Cornwell, Tony Slaton	11	4	6	1	4	210 238
1984	Neil Hope, Ken Ruetters	12	9	3	0	1	220 173
1985	Matt Koart, Hank Norman	12	6	6	0	4T	223 187
1986	Jeff Bregel, Tim McDonald	12	7	5	0	4T	264 239
1987	Dave Cadigan, Greg Coquette	12	8	4	0	1T	321 229
1988	Rodney Peete	12	10	2	0	1	370 184
1989	Leroy Holt, Tim Ryan	12	9	2	1	1	336 132
1990	Don Gibson	13	8	4	1	2	348 274
1991	Matt Gee	11	3	8	0	8	229 276
1992	Stephon Pace	12	6	5	1	3T	264 249
1993	Craig Gibson, Willie McGinest, Deon Strother	13	8	5	0	1T	348 252
1994	Tony Boselli, Jeff Kopp, Brian Williams	12	8	3	1	2T	356 243
1995	Terry Barnum, Errick Herrin	12	9	2	1	1T	355 212
1996	John Allred, Sammy Knight	12	6	6	0	5T	325 267
1997	Jonathan Himebauch, Brian Kelly	11	6	5	0	5T	233 233
1998	Adam Abrams, Chris Claiborne, Billy Miller, Chad Morton	13	8	5	0	3T	346 241

YEAR	TEAM CAPTAIN	G	W	L	T	FIN. PTS.	OPP.
1999	David Gibson, Chad Morton, Ifeanyi Ohalete	12	6	6	0	6T	348 278
2000	Ennis Davis, Eric Denmon, Zeke Moreno, Petros Papadakis	12	5	7	0	8T	309 337
2001	Charlie Landrigan, Troy Polamalu, Antuan Simmons	12	6	6	0	5	298 207
2002	Carson Palmer, Troy Polamalu	13	11	2	0	1T	465 240
2003	Keary Colbert, Melvin Simmons	13	12	1	0	1	534 239
2004	Shaun Cody, Matt Grootegoed, Matt Leinart	13	13*	0	0	1*	496 169
2005	Darnell Bing, Reggie Bush, Matt Leinart, Dallas Sartz	13	12*	1	0	1*	638 297
2006	John David Booty, Ryan Kalil, Oscar Lua, Dallas Sartz	13	11	2	0	1T	396 197
2007	Sam Baker, John David Booty, Lawrence Jackson, Keith Rivers	13	11	2	0	1T	424 208
2008	Jeff Byers, Brian Cushing, Kevin Ellison, Mark Sanchez	13	12	1	0	1	488 117
2009	Jeff Byers, Taylor Mays, Josh Pinkard, Damian Williams	13	9	4	0	5T	344 258
Total Record		1136	775*	307	54		
*2 wins in 2004, 12 wins in 2005 and both Pac-10 titles later vacated due to NCAA penalty (revised record: 11-0-0 in 2004, 0-1-0 in 2005, 761-307-54 overall)							

All-Time NCAA Won-Loss Records of Pac-10 Teams

	W	L	T	PCT.
USC	775*	307	54	.706
Arizona State	550	342	24	.614
Washington	655	407	50	.612
UCLA	545	365	37	.595
Arizona	552	408	33	.573
California	626	474	51	.566
Stanford	560	432	49	.561
Oregon	568	467	46	.547
Washington State	490	498	45	.496
Oregon State	495	531	50	.483
*14 wins later vacated due to NCAA penalty (revised record: 761-307-54, .702)				

USC vs. the Pac-10

OPPONENT	USC WINS	OPP. WINS	TIES	PCT.
Washington State	57*	8	4	.855
Oregon State	59	10	4	.836
Arizona	26*	7	0	.788
Stanford	59*	26	3	.688
Oregon	37*	17	2	.679
California	62*	30	5	.665
Arizona State	17*	9	0	.654
Washington	49*	27	4	.638
UCLA	44*	28	7	.601
Totals	410*	162	29	.706
*9 overall wins later vacated due to NCAA penalty, including 2 vs. UCLA and 1 each vs. WSU, ARIZ, STAN, ORE, CAL, ASU, WASH (revised overall record: 401-162-29, .702)				

USC'S Record vs. Conference Foes

The information in this opponents' year-by-year section is, reading from left to right: (1) year; (2) date (with "Th" indicating a game played on Thanksgiving Day); (3) AP ranking going into the game, with USC's given first, and USC's opponent's given second; (4) other miscellaneous information ("N" for night game if contest began after 5:00 p.m. local time, "U" for upset if the result was considered a significant upset, time remaining in the game if a late score resulted in a win or tie, and weather conditions, with "R" indicating most of the game was played in the rain and "Sn" indicating most of the game was played in snow conditions); (5) game result (W, L or T); (6) game score, with USC's given first; (7) game site (home, away or neutral); and (8) attendance. It was compiled by Michael J. Glenn. USC appreciates his invaluable efforts.

ARIZONA (26*-7-0)

1916	Dec.	9	W	20- 7	N1.....	3,000
1917	Oct.	20	W	31- 6	H	2,000
1922	Oct.	14	W	15- 0	H	c12,000
1923	Nov.	17	W	69- 6	H	12,000
1924	Oct.	11	W	29- 0	H	18,000
1925	Oct.	24	W	56- 0	H	17,000
1928	Nov.	10	W	78- 7	H	20,000
1979	Nov.	3	.3-	W	34- 7	H	62,054
1980	Oct.	11	.2-(N)	W	27-10	A	c54,789
1981	Oct.	10	.1-(U)	L	10-13	H	56,315
1982	Nov.	13	16-(N)	W	48-41	A	c55,110
1984	Oct.	20	W	17-14	H	65,411
1986	Nov.	1	18-14.....(N)	W	20-13	A	c55,046
1987	Nov.	14(1:11)	W	12-10	H	51,428
1988	Oct.	1	.3-(N)	W	38-15	A	52,314
1989	Nov.	11	.9-25.....	W	24- 3	A	52,606
1990	Oct.	20	15-	L	26-35	H	68,212
1991	Nov.	16	L	14-31	A	41,053
1992	Nov.	14	18- 9....(6:35)	W	14- 7	H	53,849
1993	Oct.	2	-12.....	L	7-38	A	56,075
1994	Nov.	12	17-13.....	W	45-28	H	61,264
1995	Sept.	23	.5-25.....(N)	W	31-10	A	c58,503
1996	Oct.	12	W	14- 7	H	51,088
1999	Oct.	9	22-	L	24-31	A	51,418
2000	Oct.	7	18-	L	15-31	H	49,342
2001	Oct.	27(1:50)	W	41-34	A	46,399
2003	Nov.	15	.2-	W	45- 0	A	39,201
2004	Nov.	13	.1-(N)	W	49- 9	H	80,167
2005	Oct.	8	.1-	W*	42-21	H	90,221
2006	Sept.	23	.3-(N)	W	20- 3	A	c58,501
2007	Oct.	13	10-	W	20-13	H	c84,671
2008	Oct.	25	.6-(N)	W	17-10	A	c57,427
2009	Dec.	5	20-(3:14)	L	17-21	H	83,753

N1-Phoenix Indian School, Phoenix, Arizona
 *1 win later vacated due to NCAA penalty (revised record: 25-7)

ARIZONA STATE (17*-9-0)

1978	Oct.	14	.2-(N)	L	7-20	A	c70,138
1980	Oct.	4	.4-	W	23-21	H	69,052
1982	Oct.	30	12- 7.....(N)	L	10-17	A	c71,071
1983	Oct.	15	-18.....	L	14-34	H	58,664
1984	Sept.	22	17- (N)(9:14)	W	6- 3	A	c70,219
1985	Sept.	28	18-(N)	L	0-24	A	c70,710
1986	Oct.	18	15-10.....	L	20-29	H	65,874
1988	Nov.	12	.2-	W	50- 0	A	c72,023
1990	Oct.	27	21-	W	13- 6	A	64,715
1991	Sept.	21	22-	L	25-32	H	59,623
1992	Oct.	31	13-	W	23-13	A	51,096
1995	Sept.	30	.5-	W	31-0	H	52,577
1996	Oct.	19	- 4 (AS-1:30)	L	35-48(2OT)	A	c74,947
1997	Oct.	11	L	7-35	A	61,802
1998	Oct.	3	21-	W	35-24	H	56,093
1999	Nov.	6	L	16-26	H	53,382
2000	Nov.	5(N)(AS-4:21)	W	44-38(2OT)	A	49,865
2001	Oct.	13	W	48-17	H	43,508
2002	Nov.	16	.8-	W	34-13	H	73,923
2003	Oct.	4	10-	W	37-17	A	56,527
2004	Oct.	16	.1-15.....	W	45- 7	H	c90,211
2005	Oct.	1	.1-14 (3:44)	W*	38-28	A	c71,706
2006	Oct.	14	.3- (N)(4:26)	W	28-21	H	c91,126
2007	Nov.	22Th	11- 7.....(N)	W	44-24	A	c71,706
2008	Oct.	11	.8-	W	28- 0	H	c84,956
2009	Nov.	7	12-(N)	W	14- 9	A	55,282

*1 win later vacated due to NCAA penalty (revised record: 16-9)

CALIFORNIA (62*-30-5)

1915	Oct.	23	W	28-10	A	10,000
1915	Nov.	25Th(1:00)	L	21-23	N1.....	8,000
1916	Nov.	4	L	0-27	H	10,000
1917	Nov.	29Th	T	0- 0	H	10,000
1918	Dec.	14	L	7-33	H	10,000
1919	Nov.	8	L	13-14	H	9,000

1921	Nov.	5	L	7-38	A	c25,000
1922	Oct.	28	L	0-12	N2.....	35,000
1923	Nov.	10	L	7-13	H	72,000
1924	Nov.	1	L	0- 7	A	60,000
1926	Oct.	23	W	27- 0	A	72,000
1927	Oct.	29	W	13- 0	H	c76,500
1928	Oct.	20	T	0- 0	A	c74,245
1929	Nov.	2	L	7-15	H	c79,000
1930	Nov.	8	W	74- 0	H	c82,000
1931	Oct.	24	W	6- 0	A	53,957
1932	Nov.	5	W	27- 7	H	70,000
1933	Oct.	28	...(Fog)(8:30)	W	6- 3	A	65,000
1934	Nov.	10	L	2- 7	H	60,000
1935	Oct.	26	L	7-21	A	48,000
1936	Nov.	7	11-	L	7-13	H	65,000
1937	Oct.	23	11- 1.....	L	6-20	A	73,000
1938	Nov.	5	13- 3.....	W	13- 7	H	95,000
1939	Oct.	28	.8-	W	26- 0	A	46,000
1940	Nov.	9	L	7-20	H	50,000
1941	Oct.	25	L	0-14	A	65,000
1942	Nov.	7(U)	W	21- 7	H	37,500
1943	Oct.	2	W	7- 0	A	35,000
1943	Oct.	30	.5-20.....	W	13- 0	H	45,000
1944	Oct.	7	T	6- 6	H	40,000
1944	Nov.	18	12-	W	32- 0	A	40,000
1945	Sept.	29	W	13- 2	A	52,000
1945	Nov.	10	W	14- 0	H	35,000
1946	Nov.	9	14-	W	14- 0	H	60,398
1947	Oct.	25	10- 4.....	W	39-14	A	c81,659
1948	Oct.	30	- 4.....	L	7-13	H	90,890
1949	Oct.	15	12- 9.....	L	10-16	A	c81,500
1950	Oct.	14	- 7...(7:30)	L	7-13	H	55,468
1951	Oct.	20	11- 1(U)(2:44)	W	21-14	A	c81,490
1952	Oct.	25	.7- 4.....	W	10- 0	H	94,677
1953	Oct.	24	11-	W	32-20	A	78,000
1954	Oct.	23	17-	W	29-27	H	66,342
1955	Oct.	22	10-	W	33- 6	A	51,000
1956	Nov.	10	16-	W	20- 7	H	41,628
1957	Oct.	19	L	0-12	A	40,000
1958	Oct.	18	L	12-14	H	34,872
1959	Oct.	31	.6- ...(12:13)	W	14- 7	A	37,000
1960	Oct.	15	W	27-10	H	39,830
1961	Oct.	21	W	28-14	A	38,000
1962	Oct.	20	.3-	W	32- 6	H	38,500
1963	Oct.	26	W	36- 6	A	41,000
1964	Oct.	24(0:50)	W	26-21	H	48,105
1965	Nov.	6	.6-	W	35- 0	A	52,000
1966	Nov.	5	.9-	W	35- 9	H	47,199
1967	Nov.	4	.1-	W	31-12	A	43,028
1968	Nov.	9	.1-11.....	W	35-17	H	80,871
1969	Nov.	1	.6- ...(0:57)	W	14- 9	A	51,000
1970	Oct.	31	18-(4:59)	L	10-13	H	54,750
1971	Oct.	30	20-	W	28- 0	A	54,000
1972	Oct.	14	.1-	W	42-14	H	56,488
1973	Nov.	3	.9-	W	50-14	A	48,000
1974	Nov.	2	.6-	T	15-15	H	53,921
1975	Nov.	1	.4-	L	14-28	A	58,871
1976	Oct.	30	.4-	W	20- 6	H	60,323
1977	Oct.	29	10-	L	14-17	A	c76,780
1978	Oct.	28	.6-	W	42-17	H	56,954
1979	Oct.	27	.3-	W	24-14	A	c76,780
1980	Nov.	1	.7-	W	60- 7	H	55,568
1981	Nov.	7	.3-	W	21- 3	A	74,000
1982	Nov.	6	16-	W	42- 0	H	54,670
1983	Oct.	29	W	19- 9	A	65,867
1984	Oct.	27	20-	W	31- 7	H	52,692
1985	Nov.	9	L	6-14	A	63,500
1986	Nov.	15	13-	W	28- 3	H	48,019
1987	Sept.	26	W	31-14	A	62,000
1988	Nov.	5	.2-	W	35- 3	H	73,937
1989	Oct.	14	10-	W	31-15	A	52,000
1990	Nov.	3	21- (Cal-1:22)	T	31-31	H	62,974
1991	Nov.	2	-10.....	L	30-52	A	70,000
1992	Oct.	17	18-(2:27)	W	27-24	H	54,476
1993	Oct.	30	W	42-14	A	56,000
1994	Oct.	22	W	61- 0	H	55,213
1995	Oct.	7	.5-	W	26-16	A	49,000
1996	Oct.	5	17-(U)	L	15-22	H	51,511
1997	Sept.	27	W	27-17	A	54,000
1998	Oct.	10	19- (U)(3:30)	L	31-32	H	65,678
1999	Oct.	30	L	7-17	A	54,000
2000	Oct.	28	L	16-28	H	54,393
2001	Nov.	10(R)	W	55-14	A	33,506
2002	Oct.	12	20-	W	30-28	H	63,113
2003	Sept.	27	.3-(U)	L	31-34(3OT)	A	51,208
2004	Oct.	9	.1- 7.....	W	23-17	H	c90,008
2005	Nov.	12	.1-	W*	35-10	A	c72,981
2006	Nov.	18	.4-17.....(N)	W	23- 9	H	c91,672
2007	Nov.	10	12-24.(N)(R)(7:38)	W	24-17	A	c72,516
2008	Nov.	8	.7-21.....(N)	W	17- 3	H	c88,523
2009	Oct.	3	.7-24.....(N)	W	30- 3	A	c71,799

USC VS. PAC-10

N1-Washington Park, Los Angeles, California
N2-Rose Bowl, Pasadena, California

*1 win later vacated due to NCAA penalty (revised record: 61-30-5)

OREGON (37*-17-2)

1915	Nov. 8	L	0-34	H	2,300
1920	Nov. 25Th	W	21-0	N1....	20,000	
1931	Oct. 17	W	53-0	H	50,000
1932	Nov. 12	W	33-0	H	40,000
1933	Nov. 18	W	26-0	H	69,000
1934	Nov. 17(R)	W	33-0	H	20,000
1936	Oct. 3	W	26-0	H	35,000
1937	Oct. 16	W	34-14	H	45,000
1938	Oct. 29	19-.....(Mud)	W	31-7	N2....	18,000	
1939	Sept. 30(SC-7:00)	T	7-7	H	41,000
1940	Oct. 19	17-.....	W	13-0	H	35,000
1941	Oct. 11	L	6-20	H	40,000
1942	Nov. 14	L	40-0	H	33,000
1946	Nov. 2	W	43-0	H	45,885
1948	Oct. 16	L	7-8	N2....	32,600	
1949	Oct. 22	19-.....	W	40-13	H	47,098
1950	Oct. 28	W	30-21	H	27,008
1953	Oct. 31	.7- (U)(13:38)	L	7-13	N2....	17,772	
1954	Oct. 16	W	24-14	N2....	22,766	
1955	Sept. 23	.9-.....(N)	W	42-15	H	37,538
1956	Nov. 17	14-.....	L	0-7	N2....	14,480	
1957	Nov. 16	-16.....	L	7-16	H	30,975
1958	Oct. 11	-15.....	L	0-25	N2....	32,734	
1967	Oct. 28	.1-.....	W	28-6	H	48,807
1968	Nov. 2	.1- (R)(1:12)	W	20-13	A	33,500
1970	Oct. 24	10- (R)(U)(13:05)	L	7-10	A	34,000
1971	Oct. 9(N)(U)(7:43)	L	23-28	H	50,111
1972	Oct. 28	.1-.....(R)	W	18-0	A	32,000
1973	Oct. 20	.6-.....	W	31-10	H	53,155
1974	Oct. 19	.6-.....	W	16-7	A	32,500
1975	Oct. 18	.3-.....	W	17-3	H	50,542
1976	Sept. 18(N)	W	53-0	A	c40,600
1977	Oct. 15	.6-.....	W	33-15	H	51,120
1978	Sept. 16	.8-.....(N)	W	37-10	A	31,000
1980	Oct. 18	.2-.....	T	7-7	A	c42,733
1982	Oct. 2	16-.....	W	38-7	H	47,181
1984	Oct. 13	W	19-9	A	29,581
1985	Nov. 30**	W	20-6	N3....	c65,000	
1986	Oct. 4	.9-.....(N)	W	35-21	H	51,340
1987	Oct. 10	L	27-34	A	c39,587
1988	Oct. 8	.3-18.....	W	42-14	H	63,452
1991	Sept. 28(N)	W	30-14	A	c45,948
1992	Oct. 10	20-.....	W	32-10	H	46,343
1993	Oct. 9	W	24-13	A	40,935
1994	Oct. 1	19-.....(U)	L	7-22	H	44,232
1997	Oct. 1(N)	W	24-22	H	53,640
1998	Oct. 24	-12.....	L	13-17	A	c45,807
1999	Sept. 25	16-.....(N)(UO-0:30)	L	30-33(3OT)	A	c45,660
2000	Oct. 14	-9.....	L	17-28	H	54,031
2001	Sept. 22	-7.....(N)(0:12)	L	22-24	A	c45,765
2002	Oct. 26	15-14.....	W	44-33	A	c56,754
2005	Sept. 24	.1-24.....	W*	45-13	A	c59,129
2006	Nov. 11	.7-21.....(N)	W	35-10	H	c92,000
2007	Oct. 27	.9-5.....	L	17-24	A	c59,277
2008	Oct. 4	.9-23.....(N)	W	44-10	H	c82,765
2009	Oct. 31	.4-10.....(N)	L	20-47	A	c59,592

N1-Tournament Park, Pasadena, California
N2-Multnomah Stadium, Portland, Oregon
N3-Tokyo Olympic Memorial Stadium, Tokyo, Japan

**-Mirage Bowl

*1 win later vacated due to NCAA penalty (revised record: 36-17-2)

OREGON STATE (59-10-4)

1914	Nov. 26Th	L	6-38	N1....	7,000	
1916	Nov. 30Th	L	7-16	H	5,000
1921	Nov. 26	W	7-0	N2....	17,500	
1924	Oct. 18	W	17-3	N3....	15,000	
1925	Dec. 5	W	28-0	H	25,000
1926	Nov. 11(Mud)	W	17-7	N3....	26,000	
1927	Oct. 8(5:00)	W	13-12	H	35,000
1928	Oct. 6	W	19-0	H	50,000
1929	Oct. 5	W	21-7	H	40,000
1930	Oct. 4	W	27-7	H	40,000
1931	Oct. 3	W	30-0	H	50,000
1932	Oct. 8	W	10-0	H	40,000
1933	Oct. 21	T	0-0	N3....	21,000	
1934	Oct. 20(OS-1:42)	T	6-6	H	40,000
1935	Oct. 19	L	7-13	H	35,000
1936	Sept. 26	W	38-7	H	45,000
1937	Nov. 13	T	12-12	H	35,000
1938	Oct. 1	W	7-0	H	35,000
1939	Nov. 4	.7-11.....	W	19-7	N3....	c33,000	
1940	Oct. 5	T	0-0	H	50,000

1941	Sept. 27(0:13)	W	13-7	H	50,000
1945	Nov. 24	W	34-7	H	30,000
1946	Oct. 12	L	0-6	N3....	29,594	
1947	Oct. 18	11-.....	W	48-6	H	61,301
1948	Sept. 24(N)	W	21-6	H	50,237
1951	Oct. 13	14-18.....	W	16-14	H	36,400
1952	Oct. 18	.7-.....	W	28-6	N3....	17,438	
1953	Oct. 17	13-.....	W	37-0	H	34,163
1954	Oct. 30	13-.....	W	34-0	H	30,065
1956	Sept. 28	.6-.....(N)	W	21-13	H	53,714
1957	Sept. 21	19-13.....(N)	L	0-20	N3....	36,855	
1958	Sept. 19	-12.....(N)	W	21-0	H	40,286
1959	Sept. 19(N)(R)	W	27-6	N3....	23,895	
1960	Sept. 16	.6-.....(N)(U)	L	0-14	H	32,928
1963	Nov. 15(N)	W	28-22	H	30,846
1965	Oct. 2	W	26-12	H	52,100
1966	Oct. 1	.5-.....(N)	W	21-0	N3....	29,217	
1967	Nov. 11	.1-.....(R)	L	0-3	A	c41,494
1968	Nov. 16	.1-13.....	W	17-13	H	59,236
1969	Oct. 4	.5-.....	W	31-7	A	c38,013
1970	Oct. 3	.5-.....(N)	W	45-13	H	57,769
1972	Sept. 16	.1-.....(N)	W	51-6	H	56,305
1973	Oct. 6	.4-.....(R)	W	21-7	A	21,732
1974	Oct. 26	.6-.....	W	31-10	H	52,392
1975	Sept. 19	.4-.....(N)	W	24-7	H	50,165
1976	Oct. 23	.7-.....	W	56-0	H	53,216
1977	Sept. 17	.2- (N)(11:48)	W	17-10	A	31,143
1978	Oct. 21	.7-.....	W	38-7	H	53,734
1979	Sept. 15	.1-.....	W	42-5	A	32,000
1981	Oct. 3	.1-.....	W	56-22	A	33,000
1982	Oct. 23	12-.....	W	38-0	H	50,035
1983	Sept. 17	14-.....(N)	W	33-10	A	28,000
1985	Oct. 5	W	63-0	H	50,624
1987	Oct. 3(N)	W	48-14	H	47,979
1988	Oct. 29	.3-.....	W	41-20	A	31,117
1989	Nov. 4	.9-.....	W	48-6	H	65,430
1990	Nov. 10	23-.....	W	56-7	A	18,795
1993	Oct. 16	W	34-9	H	44,363
1994	Oct. 8	W	27-19	A	33,892
1995	Nov. 11	12-.....(N)	W	28-10	A	21,851
1996	Sept. 14	16-.....	W	46-17	H	48,069
1997	Nov. 15	W	23-0	A	20,938
1998	Sept. 19	16-.....(N)	W	40-20	H	45,629
1999	Oct. 2	W	37-29	H	43,795
2000	Sept. 30	.8-.....(U)	L	21-31	A	c33,775
2001	Nov. 3	W	16-13(OT)	H	44,880
2002	Sept. 28	18-23.....	W	22-0	H	56,417
2003	Dec. 6	.2-.....	W	52-28	H	73,864
2004	Nov. 6	.1- (N)(Fog)(Cold)	W	28-20	A	c36,412
2006	Oct. 28	.3-.....(U)	L	31-33	A	42,871
2007	Nov. 3	13-.....(N)	W	24-3	H	c85,713
2008	Sept. 25	.1-.....(N)(U)	L	21-27	A	42,839
2009	Oct. 24	.4-.....(N)	W	42-36	H	c89,718

N1-Tacoma Stadium, Tacoma, Washington
N2-Tournament Park, Pasadena, California
N3-Multnomah Stadium, Portland, Oregon

STANFORD (59*-26-3)

1905	Nov. 4	L	0-16	A	
1918	Nov. 23(R)	W	25-8	N1....		
1919	Nov. 27Th(Mud)	W	13-0	H	
1920	Oct. 16	W	10-0	H	8,000
1922	Nov. 11	W	6-0	A	15,000
1923	Oct. 27	W	14-7	A	20,000
1925	Oct. 17	L	9-13	H	c70,000
1926	Oct. 30	L	12-13	H	c78,500
1927	Oct. 15(SU-0:30)	T	13-13	A	52,385
1928	Nov. 3	W	10-0	H	80,000
1929	Oct. 26	W	7-0	A	c89,000
1930	Oct. 25	W	41-12	A	c89,000
1931	Nov. 7	W	19-0	H	c93,000
1932	Oct. 22	W	13-0	A	60,000
1933	Nov. 11	L	7-13	H	95,000
1934	Oct. 27	L	0-16	A	48,000
1935	Nov. 9(1:00)	L	0-3	H	50,000
1936	Oct. 24	.6-.....	W	14-7	A	35,000
1937	Nov. 6	L	6-7	H	55,000
1938	Oct. 22	W	13-2	A	35,000
1939	Nov. 11	.4-.....	W	33-0	H	50,000
1940	Oct. 26	17-9.....	L	7-21	A	60,000
1941	Nov. 8	-9.....	L	0-13	H	86,305
1942	Oct. 24	L	6-14	N2....	25,000	
1946	Oct. 26	W	28-20	A	50,000
1947	Nov. 8	.5-.....	W	14-0	H	59,749
1948	Oct. 23	W	7-6	A	40,000
1949	Nov. 5	12-.....	L	13-34	H	70,041
1950	Nov. 4(SU-2:20)	T	7-7	A	40,000
1951	Nov. 10	.6-7.....(2:00)	L	20-27	H	96,130
1952	Nov. 8	.6-.....	W	54-7	A	55,000
1953	Nov. 7	17-11.....(0:14)	W	23-20	H	79,015

1954	Nov. 6	10-	W	21-7	A	28,000
1955	Nov. 5	16-	L	20-28	H	63,265
1956	Oct. 27	6-	L	19-27	A	70,000
1957	Nov. 9		L	7-35	H	51,923
1958	Nov. 1		W	29-6	A	52,000
1959	Oct. 24	5-	W	30-28	H	44,209
1960	Oct. 29		W	21-10	A	29,000
1961	Nov. 11		W	30-15	H	36,598
1962	Nov. 10	2-	W	39-14	A	41,000
1963	Nov. 9		W	25-11	H	57,035
1964	Nov. 7		W	15-10	A	55,000
1965	Oct. 16	6-	W	14-0	H	61,618
1966	Oct. 15	5-	W	21-7	A	61,500
1967	Oct. 7	1-(N)	W	30-0	H	62,598
1968	Oct. 12	2-18..(11:51)	W	27-24	A	c81,000
1969	Oct. 11	4-16(0:00)(N)	W	26-24	H	82,812
1970	Oct. 10	4-12.....	L	14-24	A	c86,000
1971	Oct. 16	-15..(N)(R)	L	18-33	H	65,375
1972	Oct. 7	1-15.....	W	30-21	A	c84,000
1973	Nov. 10	8-(0:03)	W	27-26	H	63,806
1974	Nov. 9	11-(0:00)	W	34-10	A	c83,500
1975	Nov. 8	9-(0:00)	L	10-13	H	68,249
1976	Nov. 6	4-(0:00)	W	48-24	A	76,500
1977	Nov. 5	16-(0:00)	W	49-0	H	65,101
1978	Nov. 4	6-(0:00)	W	13-7	A	c84,084
1979	Oct. 13	1- (SU-4:30)	T	21-21	H	76,067
1980	Nov. 8	4-(0:00)	W	34-9	A	c84,892
1981	Oct. 17	7-(0:00)	W	25-17	H	76,291
1982	Oct. 16	14-(0:00)	W	41-21	A	75,185
1983	Nov. 5		W	30-7	H	50,867
1984	Nov. 3	18-(0:00)	W	20-11	A	74,432
1985	Oct. 19		W	30-6	H	56,837
1986	Oct. 25	-19.....(0:00)	W	10-0	A	73,500
1987	Nov. 7		W	39-24	H	58,922
1988	Sept. 10	6-(1:19)	W	24-20	A	59,000
1989	Oct. 28	10-(1:19)	W	19-0	H	67,411
1990	Oct. 13	16-(1:11)	W	37-22	A	62,000
1991	Oct. 19		L	21-24	H	61,265
1992	Nov. 7	11-21.....(1:11)	L	9-23	A	72,571
1993	Nov. 6		W	45-20	H	59,376
1994	Oct. 15		W	27-20	A	60,345
1995	Nov. 4	14-(0:39)	W	31-30	H	62,368
1996	Nov. 9		L	20-24	A	41,980
1997	Nov. 8		W	45-21	H	58,900
1998	Nov. 7		W	34-9	A	43,250
1999	Oct. 23		L	31-35	H	57,494
2000	Oct. 21(0:00)	L	30-32	A	50,125
2001	Sept. 29		L	16-21	H	53,962
2002	Nov. 9	10-(0:00)	W	49-17	A	44,950
2003	Oct. 11	9-(N)	W	44-21	H	68,341
2004	Sept. 25	1-(6:15)	W	31-28	A	55,750
2005	Nov. 5	1-(N)	W*	51-21	H	c90,212
2006	Nov. 4	9-(N)	W	42-0	A	49,371
2007	Oct. 6	2-(U)(0:49)	L	23-24	H	85,125
2008	Nov. 15	6-(U)	W	45-23	A	c50,425
2009	Nov. 14	11-25....(U)	L	21-55	H	90,071

1960	Nov. 19	-11.....(U)	W	17-6	A	66,865
1961	Nov. 25(R)	L	7-10	H	57,580
1962	Nov. 24	1-(U)	W	14-3	A	86,740
1963	Nov. 30		W	26-6	H	82,460
1964	Nov. 21		W	34-13	A	62,108
1965	Nov. 20	6- 7..(2:39)	L	16-20	H	c94,085
1966	Nov. 19	7- 8..(6:20)	L	7-14	A	81,980
1967	Nov. 18	4- 1..(10:38)	W	21-20	H	c90,772
1968	Nov. 23	1-(U)	W	28-16	A	75,066
1969	Nov. 22	5- 6..(1:32)	W	14-12	H	c90,814
1970	Nov. 21(N)	L	20-45	A	78,773
1971	Nov. 20	15-(U)	T	7-7	H	68,426
1972	Nov. 18	1-14.....(N)	W	24-7	A	82,929
1973	Nov. 24	9- 8.....(U)	W	23-13	H	88,037
1974	Nov. 23	8-(U)	W	34-9	A	82,467
1975	Nov. 28	-14.....(N)	L	22-25	H	80,927
1976	Nov. 20	3- 2.....(U)	W	24-14	A	c90,519
1977	Nov. 25	-17(N)(0:02)	W	29-27	H	86,168
1978	Nov. 18	5-14.....(U)	W	17-10	A	c90,387
1979	Nov. 24	4-(U)	W	49-14	H	c88,214
1980	Nov. 22	12-18..(2:07)	L	17-20	A	83,491
1981	Nov. 21	10-15..(2:14)	W	22-21	H	c89,432
1982	Nov. 20	15-11.....(U)	L	19-20	A	c95,763
1983	Nov. 19		L	17-27	H	83,763
1984	Nov. 17	7-(U)	L	10-29	A	90,096
1985	Nov. 23	8-(1:13)	W	17-13	H	c90,064
1986	Nov. 22	10-18.....(U)	L	25-45	A	c98,370
1987	Nov. 21	5-(7:59)	W	17-13	H	c92,516
1988	Nov. 19	2- 6.....(U)	W	31-22	A	c100,741
1989	Nov. 18	8- (UC-13:43)	T	10-10	H	c86,672
1990	Nov. 17	19-(0:16)	W	45-42	A	c98,088
1991	Nov. 23	-25.....(U)	L	21-24	H	c84,623
1992	Nov. 21	15-(U)	L	37-38	A	80,568
1993	Nov. 20	22-16.....(U)	L	21-27	H	c93,458
1994	Nov. 19	13-(U)	L	19-31	A	91,815
1995	Nov. 18	11-(U)	L	20-24	H	c91,363
1996	Nov. 23(UC-0:39)	L	41-48(2OT)	A	80,644
1997	Nov. 22	-7(U)	L	24-31	H	c91,350
1998	Nov. 21	-3(U)	L	17-34	A	c88,080
1999	Nov. 20		W	17-7	H	91,384
2000	Nov. 18(0:09)	W	38-35	A	c80,227
2001	Nov. 17	-20.....(U)	W	27-0	H	88,588
2002	Nov. 23	7-25.....(U)	W	52-21	A	c91,084
2003	Nov. 22	2-(U)	W	47-22	H	c93,172
2004	Dec. 4	1-(U)	W*	29-24	A	c88,442
2005	Dec. 3	1-11.....(U)	W*	66-19	H	c92,000
2006	Dec. 2	2-(U)	L	9-13	A	c90,622
2007	Dec. 1	8-(U)	W	24-7	H	c91,553
2008	Dec. 6	5-(U)	W	28-7	A	87,790
2009	Nov. 28	24-(N)	W	28-7	H	85,713

All games at the Los Angeles Coliseum, except Away games after 1981, which were played at the Rose Bowl, Pasadena, California
 *2 wins later vacated due to NCAA penalty (revised record: 42-28-7)

WASHINGTON (49*-27-4)

1923	Oct. 20(U)	L	0-22	A	21,500
1927	Dec. 3		W	33-13	H	60,000
1929	Oct. 12		W	48-0	A	23,582
1930	Nov. 27Th(Mud)	W	32-0	H	45,000
1931	Dec. 5		W	44-7	H	40,000
1932	Nov. 24Th(Mud)	W	9-6	A	22,061
1933	Dec. 9		W	13-7	H	45,000
1934	Dec. 1		L	7-14	H	35,000
1935	Dec. 7		L	2-6	H	35,000
1936	Nov. 14	15-10.....(U)	L	0-12	A	23,454
1937	Oct. 2		L	0-7	H	70,000
1938	Nov. 12	9-(R)(U)	L	6-7	A	18,939
1939	Dec. 2	1-(1:15)	W	9-7	H	44,760
1940	Nov. 16	-17.....(U)	L	0-14	A	27,000
1941	Nov. 29(R)(1:00)	L	13-14	H	35,000
1942	Oct. 3		T	0-0	A	26,000
1943	Jan. 1**	-12.....(U)	W	29-0	N1	68,000
1944	Oct. 23	15-(N)	W	38-7	H	62,865
1945	Oct. 27	20-(8:00)	L	7-13	A	c40,000
1946	Oct. 19		W	28-0	H	42,507
1947	Nov. 1	5-(R)	W	19-0	A	32,000
1948	Nov. 13		W	32-7	H	44,345
1949	Oct. 29	15-(U)	W	40-28	A	33,205
1950	Nov. 18	-19.....(R)	L	13-28	H	23,442
1951	Oct. 6	-12..(5:54)	W	20-13	A	43,747
1952	Nov. 15	5-17.....(R)	W	33-0	H	35,852
1953	Oct. 10	7- (R)(SC-12:52)	T	13-13	A	31,816
1954	Nov. 13	8-(U)	W	41-0	H	36,108
1955	Oct. 8	10-18(R)(6:07)	L	0-7	A	35,955
1956	Oct. 20	9-(U)	W	35-7	H	44,749
1957	Nov. 2(6:30)	W	19-12	A	30,172
1958	Nov. 8		W	21-6	H	32,987
1959	Oct. 17	7-18..(6:34)	W	22-15	A	54,497
1960	Nov. 5	-7(R)	L	0-34	H	43,475
1961	Nov. 4(U)	T	0-0	A	54,916

N1-Tournament Park, Pasadena, California
 N2-Kezar Stadium, San Francisco, California
 *1 win later vacated due to NCAA penalty (revised record: 58-26-3)

UCLA (44*-28-7)

1929	Sept. 28(U)	W	76-0	H	50,000
1930	Sept. 27		W	52-0	A	40,000
1936	Nov. 26Th		T	7-7	H	90,000
1937	Dec. 4		W	19-13	A	75,000
1938	Nov. 24Th	14-(U)	W	42-7	H	65,000
1939	Dec. 9	3- 9.....(U)	T	0-0	A	c103,303
1940	Nov. 30		W	28-12	H	70,000
1941	Dec. 6		T	7-7	A	65,000
1942	Dec. 12	-13.....(U)	L	7-14	H	90,000
1943	Sept. 25		W	20-0	A	50,000
1943	Nov. 27		W	26-13	H	35,000
1944	Sept. 23	(TD-UCLA 0:00)	T	13-13	H	60,000
1944	Nov. 25	8-(U)	W	40-13	A	77,903
1945	Sept. 21(N)	W	13-6	A	81,000
1945	Dec. 1	16-(U)	W	26-15	H	c103,000
1946	Nov. 23	10- 4.....(R)	L	6-13	A	93,714
1947	Nov. 22	4-18.....(U)	W	6-0	H	c102,050
1948	Nov. 20		W	20-13	A	76,577
1949	Nov. 19		W	21-7	H	75,026
1950	Nov. 25		L	0-39	A	51,906
1951	Nov. 24	11-18.....(U)	L	7-21	H	71,738
1952	Nov. 22	4- 3.....(U)	W	14-12	A	96,869
1953	Nov. 21	9- 5.....(U)	L	0-13	H	85,366
1954	Nov. 20	7- 2.....(U)	L	0-34	A	c102,548
1955	Nov. 19	- 5.....(U)	L	7-17	H	95,878
1956	Nov. 24		W	10-7	A	63,709
1957	Nov. 23		L	9-20	H	64,818
1958	Nov. 22(SC-TD 6:50)	T	15-15	A	58,507
1959	Nov. 21	4- (U)(8:06)	L	3-10	H	85,917

USC VS. PAC-10, NON-CONFERENCE RECORD

Table listing USC's performance from 1962 to 2009, including year, date, opponent, location, result, score, and attendance.

N1-Rose Bowl, Pasadena, California

**1944 Rose Bowl

*1 win later vacated due to NCAA penalty (revised record: 48-27-4)

WASHINGTON STATE (57*-8-4)

Table listing USC's performance against Washington State from 1921 to 1976, including year, date, opponent, location, result, score, and attendance.

Table listing USC's performance from 1977 to 2009, including year, date, opponent, location, result, score, and attendance.

N1-Tournament Park, Pasadena, California

N2-Rose Bowl, Pasadena, California

N3-Spokane Memorial (Joe Albi) Stadium, Spokane, Washington

N4-Husky Stadium, Seattle, Washington

N5-Kingdome, Seattle, Washington

*1 win later vacated due to NCAA penalty (revised record: 56-8-4)

Non-Conference Record

The information in this opponents' year-by-year section is, reading from left to right: (1) year; (2) date (with "Th" indicating a game played on Thanksgiving Day); (3) AP ranking going into the game, with USC's given first, and USC's opponent's given second; (4) other miscellaneous information ("N" for night game if contest began after 5:00 p.m. local time, "U" for upset if the result was considered a significant upset, time remaining in the game if a late score resulted in a win or tie, and weather conditions, with "R" indicating most of the game was played in the rain and "Sn" indicating most of the game was played in snow conditions); (5) game result (W, L or T); (6) game score, with USC's given first; (7) game site (home, away or neutral); and (8) attendance. It was compiled by Michael J. Glenn. USC appreciates his invaluable efforts.

NOTRE DAME (34*-42-5)

Table listing USC's performance against Notre Dame from 1926 to 1967, including year, date, opponent, location, result, score, and attendance.

NON-CONFERENCE RECORD

1968	Nov. 30	.2- 9(SC-10:14)	T	21-21	H	82,659
1969	Oct. 18	.3-11(ND-6:51)	T	14-14	A	c59,075
1970	Nov. 28	- 4...(R)(U)	W	38-28	H	64,694
1971	Oct. 23	- 6...(U)	W	28-14	A	c59,075
1972	Dec. 2	.1-10.....	W	45-23	H	75,243
1973	Oct. 27	.6- 8.....(R)	L	14-23	A	c59,075
1974	Nov. 30	.6- 5.....	W	55-24	H	83,552
1975	Oct. 25	.3-14.....	W	24-17	A	c59,075
1976	Nov. 27	.3-13.....	W	17-13	H	76,561
1977	Oct. 22	.5-11.....	L	19-49	A	c59,075
1978	Nov. 25	.3- 8...(0:02)	W	27-25	H	84,256
1979	Oct. 20	.4- 9.....	W	42-23	A	c59,075
1980	Dec. 6	.17- 2.....	W	20- 3	H	82,663
1981	Oct. 24	.5- ... (4:52)	W	14- 7	A	c59,075
1982	Nov. 27	.17- ... (0:48)	W	17-13	H	76,459
1983	Oct. 22	L	6-27	A	c59,075
1984	Nov. 24	.14-(R)	L	7-19	H	66,342
1985	Oct. 26	L	3-37	A	c59,075
1986	Nov. 29	.17- ... (0:00)	L	37-38	H	70,614
1987	Oct. 24	-10.....	L	15-26	A	c59,075
1988	Nov. 26	.2- 1.....	L	10-27	H	c93,829
1989	Oct. 21	.9- 1...(5:18)	L	24-28	A	c59,075
1990	Nov. 24	.18- 7.....(N)	L	6-10	H	c91,639
1991	Oct. 26	- 5.....	L	20-24	A	c59,075
1992	Nov. 28	.19- 5.....(N)	L	23-31	H	c90,063
1993	Oct. 23	- 2.....	L	13-31	A	c59,075
1994	Nov. 26	.17- (N)(Cold)(SC4:53)	T	17-17	H	c90,217
1995	Oct. 21	.5-17.....(R)	L	10-38	A	c59,075
1996	Nov. 30	.10 (N)(U)(SC-1:50)	W	27-20(1OT)	H	c90,296
1997	Oct. 18(1:05)	W	20-17	A	c80,225
1998	Nov. 28	- 9.....(N)	W	10- 0	H	90,096
1999	Oct. 16(R)(2:40)	L	24-25	A	c80,012
2000	Nov. 25	-11.....	L	21-38	H	81,342
2001	Oct. 20	L	16-27	A	c80,795
2002	Nov. 30	.6- 7.....(N)	W	44-13	H	c91,432
2003	Oct. 18	.5-	W	45-14	A	c80,795
2004	Nov. 27	.1-(N)(R)	W	41-10	H	c92,611
2005	Oct. 15	.1- 9...(0:03)	W*	34-31	A	c80,795
2006	Nov. 25	.3- 6.....(N)	W	44-24	H	c91,800
2007	Oct. 20	.13-	W	38- 0	A	c80,795
2008	Nov. 29	.5-(N)	W	38- 3	H	c90,689
2009	Oct. 17	.6-25.....	W	34-27	A	c80,795

N1-Soldier Field, Chicago, Illinois
 *1 win later vacated due to NCAA penalty (revised record: 33-42-5)

INDEPENDENTS/INACTIVES/OTHERS (21-5-0)
 (not including Notre Dame or Southland teams)

ARMY (2-0-0)

1951	Nov. 3	.7- ... (Cold)	W	28- 6	N1....	16,508
1952	Oct. 4	.7-	W	22- 0	H	48,433

N1-Yankee Stadium, New York, New York

CARNEGIE TECH (1-0-0)

1929	Dec. 14	W	45-13	H	65,000
------	---------	-------	---	-------	---	--------

DENVER (1-0-0)

1930	Nov. 1	W	33-13	H	18,000
------	--------	-------	---	-------	---	--------

NAVY (2-1-0)

1949	Sept. 24	W	42-20	H	62,787
1950	Oct. 21	L	14-27	N1....	24,300
1962	Nov. 17	.2-	W	13- 6	H	51,701

N1-Memorial Stadium, Baltimore, Maryland

PACIFIC (6-0-0)

1934	Sept. 29	W	6- 0	H	35,000
1935	Oct. 5	W	19- 7	H	35,000
1937	Sept. 25	W	40- 0	H	35,000
1943	Oct. 23	.7- 6.....	W	6- 0	H	65,000
1944	Sept. 30	W	18- 6	H	30,000
1945	Oct. 20	.14-	W	52- 0	H	10,000

ST. MARY'S (5-4-0)

1915	Oct. 16	W	47- 3	H
1917	Oct. 27(5:00)	L	0- 7	H
1924	Nov. 8(U)	L	10-14	H	35,000
1925	Dec. 12	W	12- 0	H	25,000
1928	Oct. 13	W	19- 6	H	40,000
1931	Sept. 26(U)	L	7-13	H	70,000
1933	Oct. 14	W	14- 7	H	85,000
1944	Oct. 28	W	34- 7	H	20,000
1945	Nov. 3	- 8.....	L	0-26	H	76,378

SAN FRANCISCO (1-0-0)

1943	Oct. 16	.8-	W	34- 0	A	6,000
------	---------	-----------	---	-------	---	-------

SANTA CLARA (3-0-0)

1925	Nov. 7	W	29- 9	H	25,000
1926	Oct. 2	W	42- 0	H	27,400
1927	Oct. 1	W	52-12	H	35,000

(NOTE: Carnegie Tech merged with the Mellon Institute of Research in 1967 and is now known as Carnegie Mellon. The Pittsburgh, Penn., school plays Division III football in the University Athletic Association. The University of Denver discontinued football in 1961. The University of Pacific in Stockton, Calif., dropped football in December of 1995. St. Mary's in Moraga, Calif., plays football as a Division I-AA independent. The University of San Francisco dropped football from 1952 through 1958, and then permanently discontinued the sport after 1971. The University of Santa Clara dropped football in 1994. Army was an independent until it joined Conference USA in 1999, then went back to independent status in 2005.)

ATLANTIC COAST (12-6-0)

BOSTON COLLEGE (3-0-0)

1987	Sept. 19	W	23-17	H	46,205
1988	Sept. 1	.8-(N)	W	34- 7	A	c32,000
2009	Dec. 26*(N)	W	24-13	N1....	c40,121

N1-AT&T Park, San Francisco, California
 *-2009 Emerald Bowl

CLEMSON (1-0-0)

1966	Oct. 22	.5-	W	30- 0	H	44,614
------	---------	-----------	---	-------	---	--------

DUKE (3-0-0)

1938	Jan. 2*	.7- 3...(0:40)	W	7- 3	N1....	c89,452
1962	Sept. 22	- 8.....(U)	W	14- 7	H	26,400
1975	Sept. 12	.4-(N)	W	35- 7	H	56,727

N1-Rose Bowl, Pasadena, California
 *-1939 Rose Bowl

FLORIDA STATE (0-2-0)

1997	Sept. 6	.23- 3(N)(10:40)	L	7-14	H	72,783
1998	Sept. 26	.17-10.....	L	10-30	A	79,815

GEORGIA TECH (2-1-0)

1961	Sept. 22(N)	L	7-27	H	36,950
1969	Oct. 25	.7-	W	29-18	H	53,341
1973	Sept. 22	.1-	W	23- 6	A	58,228

MIAMI (1-1-0)

1966	Oct. 28	.5- (N)(14:56)	L	7-10	A	51,156
1968	Oct. 5	.2-13.....(N)	W	28- 3	H	71,189

NORTH CAROLINA (0-2-0)

1958	Oct. 3(N)	L	7- 8	H	43,238
1993	Aug. 29*	.19-20..(N)	L	9-31	N1....	49,309

N1-Anaheim Stadium, Anaheim, California
 *-Disneyland Pigskin Classic

VIRGINIA (1-0-0)

2008	Aug. 30	.3-	W	52- 7	A	c64,947
------	---------	-----------	---	-------	---	---------

VIRGINIA TECH (1-0-0)

2004	Aug. 28*	.1-(N)	W	24-13	N1....	c91,665
------	----------	--------------	---	-------	--------	---------

N1-FedEx Field, Landover, Maryland
 *-Black Coaches Association Football Classic

(NOTE: Duke, the Southern Conference champion when it played USC in the 1939 Rose Bowl, was a charter member of the Atlantic Coast Conference in 1953. Georgia Tech, a 1921 charter member of the Southern Conference, left to become a charter member of the Southeastern Conference in 1933, withdrew from the SEC in 1964, and joined the ACC in 1978. Florida State withdrew from the Southern Independent Conference to join the ACC in 1991. Miami, originally an independent, became a charter member of the Big East Conference in 1991 before joining the ACC in 2004. Virginia Tech joined the ACC in 2004 from the Big East, where it was a charter member in 1991, and played its first game as an ACC member against USC. Boston College, an independent prior to becoming a charter member of the Big East Conference in 1991, joined the ACC in 2005. Virginia joined the ACC in 1953, but not as a charter member.)

NON-CONFERENCE RECORD

BIG EAST (9-4-0)

PITTSBURGH (6-4-0)

1929	Jan. 1*	W	47-14	N1....	c72,000
1932	Jan. 2+	W	35-0	N1....	78,874
1934	Oct. 13	L	6-20	A	55,000
1935	Dec. 14	L	7-12	H	35,000
1954	Sept. 24	15-.....(N)	W	27-7	H	50,253
1957	Oct. 4(N)	L	14-20	H	43,489
1959	Sept. 25	11-.....(N)	W	23-0	H	34,172
1961	Nov. 18	L	9-10	A	34,820
1965	Nov. 13	.6-.....	W	28-0	H	40,339
1974	Sept. 28	18-8.....	W	16-7	A	52,934

N1-Rose Bowl, Pasadena, California
 *-1930 Rose Bowl
 +-1933 Rose Bowl

SYRACUSE (2-0-0)

1924	Dec. 6	W	16-0	H	45,000
1990	Aug. 31*	.9-.....(N)	W	34-16	N1....	57,293

N1-Giants Stadium, East Rutherford, New Jersey
 *-Kickoff Classic VIII

WEST VIRGINIA (1-0-0)

1959	Nov. 7	.6-.....	W	36-0	H	34,066
------	--------	----------	---	------	--------	--------

(NOTE: Pittsburgh, Syracuse, and West Virginia were all independents prior to becoming charter members of the Big East Conference in 1991.)

BIG SKY (5-0-0)

MONTANA (5-0-0)

1925	Nov. 14	W	27-7	H	25,000
1926	Nov. 25Th	W	61-0	H	18,600
1931	Nov. 14	W	69-0	H	25,000
1935	Sept. 28	W	9-0	H	25,000
1942	Dec. 5	W	38-0	H	25,000

(NOTE: Montana, a 1963 charter member of the Division I-AA Big Sky Conference, was a member of the Pacific Coast Conference from 1924 until 1950.)

BIG TEN (68-27-2)

ILLINOIS (11-2-0)

1935	Oct. 12	L	0-19	H	60,000
1936	Oct. 10(R)	W	24-6	A	40,000
1939	Oct. 14	W	26-0	H	60,000
1940	Oct. 12	W	13-7	A	30,125
1961	Oct. 28	W	14-10	H	28,694
1962	Oct. 27	.4-.....	W	28-16	A	31,375
1971	Sept. 25	16-.....(N)	W	28-0	H	49,390
1972	Sept. 23	.1-.....	W	55-20	A	61,277
1985	Sept. 7	.6-11.....	W	20-10	A	c76,369
1986	Sept. 13	W	31-16	H	51,496
1989	Sept. 4	.5-22(N)(2:19)	L	13-14	H	54,622
1996	Sept. 7	19-.....	W	55-3	A	56,504
2007	Jan. 1*	.6-13.....	W	49-17	N1....	c93,923

N1-Rose Bowl, Pasadena, California
 *2008 Rose Bowl

INDIANA (4-0-0)

1953	Oct. 2	.7-.....(N)	W	27-14	H	49,578
1967	Jan. 1*	.1-4.....	W	14-3	N1....	c102,946
1981	Sept. 19	.2-.....	W	21-0	A	51,167
1982	Sept. 18	19-.....	W	28-7	H	50,724

N1-Rose Bowl, Pasadena, California
 *-1968 Rose Bowl

IOWA (7-2-0)

1925	Nov. 21	W	18-0	H	66,000
1950	Sept. 29	12-(N)(U)(10:00)	L	14-20	H	45,167
1961	Oct. 7	-1.....	L	34-35	H	30,263
1962	Oct. 6	.6-.....	W	7-0	A	55,300
1970	Sept. 26	.7-.....	W	48-0	A	56,131
1974	Oct. 5	.9-.....	W	41-3	H	52,095
1975	Oct. 4	.3-.....	W	27-16	A	54,600
1976	Oct. 2	13-.....(N)	W	55-0	H	55,518
2002	Jan. 2*	.5-3.....(N)	W	38-17	N1....	c75,971

N1- Pro Player Stadium, Miami, Florida

MICHIGAN (6-4-0)

1947	Jan. 1*	.8-2.....	L	0-49	N1....	c93,000
1957	Sept. 28	-10.....	L	6-16	H	44,739
1958	Sept. 27	L	19-20	A	77,005
1969	Jan. 1*	.5-7.....	W	10-3	N1....	c103,878
1976	Jan. 1*	.3-2.....	W	14-6	N1....	c106,182
1978	Jan. 1*	.3-5.....	W	17-10	N1....	c105,629
1988	Jan. 1*	.5-11.....	L	14-22	N1....	c101,688
1989	Jan. 1*	12-3.....(1:10)	W	17-10	N1....	c103,450
2003	Jan. 1*	.1-4.....	W	28-14	N1....	c93,849
2006	Jan. 1*	.8-3.....	W	32-18	N1....	c93,852

N1-Rose Bowl, Pasadena, California
 *-Rose Bowl of the following calendar year

MICHIGAN STATE (4-4-0)

1963	Oct. 4	.8- (N)(8:03)	W	13-10	H	59,137
1964	Oct. 3	.2-.....	L	7-17	A	70,102
1967	Sept. 30	.2-.....	W	21-17	A	c75,287
1972	Sept. 30	.1-.....(N)	W	51-6	H	63,934
1978	Sept. 29	.3-.....(N)	W	30-9	H	65,319
1987	Sept. 7	19-17.....(N)	L	13-27	A	c77,922
1987	Jan. 1*	16-8.....(4:14)	L	17-20	N1....	c103,847
1990	Dec. 31+	21-22.....	L	16-17	N2....	50,562

N1-Rose Bowl, Pasadena, California
 N2-Sun Bowl, El Paso, Texas
 *-1988 Rose Bowl
 +-1990 John Hancock Bowl

MINNESOTA (4-1-1)

1953	Sept. 26	.8-.....	W	17-7	H	66,698
1955	Oct. 29	10-.....(Sn)	L	19-25	A	c64,592
1965	Sept. 17	.7-(N)(SC-6:24)	T	20-20	H	58,497
1968	Sept. 21	.2-16.....(R)	W	29-20	A	c60,820
1979	Sept. 22	.1-.....	W	48-14	H	61,766
1980	Sept. 27	.5-.....	W	24-7	A	c55,115

NORTHWESTERN (5-0-0)

1952	Sept. 26	16-.....(N)	W	31-0	H	59,756
1954	Oct. 2	.9.....	W	12-7	A	30,725
1968	Sept. 28	.3-.....	W	24-7	A	47,277
1969	Sept. 27	.5-.....(N)	W	48-6	H	56,589
1995	Jan. 1*	17-3.....	W	41-32	N1....	c100,102

N1-Rose Bowl, Pasadena, California
 *1996 Rose Bowl

OHIO STATE (13-9-1)

1937	Oct. 9(9:00)	W	13-12	H	65,000
1938	Oct. 8	W	14-7	A	62,778
1941	Oct. 4	L	0-33	H	65,000
1942	Oct. 10	-1.....	L	12-28	A	56,436
1946	Oct. 5	L	0-21	H	80,047
1947	Oct. 11	20-.....	W	32-0	A	76,559
1948	Oct. 2	L	0-20	A	75,102
1949	Oct. 8	.8-11.....	T	13-13	H	62,877
1954	Jan. 1*	17-1.....(R)	L	7-20	N1....	89,191
1959	Oct. 2	11-14.....(N)	W	17-0	H	49,592
1960	Oct. 1	-9.....	L	0-20	A	c83,204
1963	Oct. 19	-4.....	W	32-3	H	61,883
1964	Oct. 17	-2.....	L	0-17	A	c84,315
1968	Jan. 1*	.2-1.....	L	16-27	N1....	c102,063
1972	Jan. 1*	.1-3.....	W	42-17	N1....	c106,869
1973	Jan. 1*	.7-4.....	L	21-42	N1....	c105,267
1974	Jan. 1*	.5-3.....(2:03)	W	18-17	N1....	c106,721
1979	Jan. 1*	.3-1.....(1:32)	W	17-16	N1....	c105,526
1984	Jan. 1*	18-6.....	W	20-17	N1....	c102,594
1989	Sept. 23	12-20.....	W	42-3	H	69,876
1990	Sept. 29	18-12.....(R)	W	35-26	A	c89,422
2008	Sept. 13	.3-5.....(N)	W	35-3	H	c93,607
2009	Sept. 12	.3-8.(N)(1:05)	W	18-15	A	c106,033

N1-Rose Bowl, Pasadena, California
 *-Rose Bowl of the following calendar year

NON-CONFERENCE RECORD

PENN STATE (5-4-0)

1922	Jan. 1*	W	14-3	N1....	43,000
1981	Jan. 1+	.8- 7.....	L	10-26	N2....	c71,053
1990	Sept. 15	.6-	W	19-14	H....	70,594
1991	Sept. 14	- 5...(N)(U)	W	21-10	H....	64,758
1993	Sept. 11	-15.....	L	20-21	A....	c95,992
1994	Sept. 10	24- 8.....	L	14-38	A....	c96,463
1996	Aug. 25=	.7-11.....	L	7-24	N3...	c77,716
2000	Aug. 27%	15-22.....	W	29- 5	N3...	c78,902
2008	Jan. 1**	.5- 6.....	W	38-24	N1...	c93,293

N1-Rose Bowl, Pasadena, California
 N2-Sun Devil Stadium, Tempe, Arizona
 N3-Giants Stadium, East Rutherford, New Jersey
 *-1923 Rose Bowl
 +-1982 Fiesta Bowl
 =-Kickoff Classic XIV
 %-Kickoff Classic XVIII
 **-2009 Rose Bowl

PURDUE (3-1-0)

1966	Jan. 1*	- 7.....	L	13-14	N1...	c100,807
1975	Sept. 27	.3-	W	19- 6	H....	56,170
1976	Sept. 25	19-	W	31-13	A....	65,425
1998	Aug. 30	W	27-17+	H....	56,623

N1-Rose Bowl, Pasadena, California
 *-1967 Rose Bowl
 +-Pigskin Classic IX

WISCONSIN (6-0-0)

1952	Jan. 1*	.5-11.....	W	7- 0	N1...	c101,500
1955	Oct. 14	16- 6.....(N)	W	33-21	H....	75,114
1956	Oct. 6	10-	W	13- 6	A....	52,944
1962	Jan. 1+	.1- 2.....	W	42-37	N1....	c98,698
1965	Sept. 25	W	26- 6	A....	52,706
1966	Sept. 24	.5-(N)	W	38- 3	H....	52,325

N1-Rose Bowl, Pasadena, California
 *-1953 Rose Bowl
 +-1963 Rose Bowl

(NOTE: Penn State was an independent until it joined the Big Ten in 1993.)

BIG 12 (29-9-2)**

BAYLOR (3-2-0)

1959	Nov. 14	.4-	W	17- 8	H....	43,832
1960	Nov. 12(R)	L	14-35	A....	23,000
1985	Sept. 21	.3-(N)	L	13-20	H....	53,246
1986	Sept. 20	- 9...(0:00)	W	17-14	A....	35,000
1994	Sept. 24	19-(N)	W	37-27	H....	45,762

COLORADO (5-0-0)

1927	Nov. 12	W	46- 7	H....	25,000
1963	Sept. 21	.1-(R)	W	14- 0	A....	27,000
1964	Sept. 18(N)	W	21- 0	H....	39,173
2000	Sept. 9	11- ..(N)(0:13)	W	17-14	H....	65,153
2002	Sept. 14	17-18.....	W	40-3	A....	c53,119

KANSAS (0-1-0)

1983	Sept. 24	10-(U)	L	20-26	H....	49,255
------	----------	--------------	---	-------	-------	--------

KANSAS STATE (0-2-0)

2001	Sept. 8	-12.....	L	6-10	H....	69,959
2002	Sept. 21	11-25.....(N)	L	20-27	A....	49,276

MISSOURI (2-1-0)

1924	Dec. 25*	W	20- 7	H....	47,000
1976	Sept. 11	.8-(N)	L	25-46	H....	49,535
1977	Sept. 10	.4-	W	27-10	A....	c65,298

*-1924 Christmas Festival

NEBRASKA (3-0-1)

1969	Sept. 20	.5-	W	31-21	A....	c67,058
1970	Sept. 19	.3- 9(N)(SC-6:44)	T	21-21	H....	73,768
2006	Sept. 16	.4-19.....(N)	W	28-10	H....	c92,000
2007	Sept. 15	.1-14.....(N)	W	49-31	A....	c84,959

OKLAHOMA (6-2-1)**

1963	Sept. 28	.1- 3.....	L	12-17	H....	39,345
1964	Sept. 26	- 2.....	W	40-14	A....	61,700
1971	Oct. 2	17- 8.....	L	20-33	A....	61,826
1973	Sept. 29	.1- 8.....(N)	T	7- 7	H....	84,016
1981	Sept. 26	.1- 2...(0:02)	W	28-24	H....	85,651
1982	Sept. 25	18-	W	12- 0	A....	c75,008
1988	Sept. 24	.4- 3.....	W	23- 7	H....	86,124
1992	Sept. 19	-13.....(U)	W	20-10	A....	c70,215
2004	Jan. 4*	.1- 2.....(N))	W**	55-19	N1....	c77,912

N1-Pro Player Stadium, Miami, Florida
 *-2005 Orange Bowl, BCS Championship Game
 **1 win later vacated due to NCAA penalty (revised record: 5-2-1 Oklahoma, 28-9-2 Big 12)

TEXAS (4-1-0)

1955	Sept. 30	.9-(N)	W	19- 7	H....	62,033
1956	Sept. 22	15-(N)	W	44-20	A....	47,000
1966	Sept. 17	.9-	W	10- 6	A....	42,000
1967	Sept. 23	.4- 5.....(N)	W	17-13	H....	67,705
2005	Jan. 4*	.1- 2 (0:19)(N)	L	38-41	N1....	c93,986

N1-Rose Bowl, Pasadena, California
 *-2006 Rose Bowl, BCS Championship Game

TEXAS A&M (3-0-0)

1964	Oct. 10(N)	W	31- 7	H....	42,295
1975	Dec. 22*	- 2.....(N)	W	20- 0	N1....	52,129
1977	Dec. 31+	20-17.....(N)	W	47-28	N2....	c52,842

N1-Liberty Bowl Memorial Stadium, Memphis, Tennessee
 N2-Astrodome, Houston, Texas
 *-1975 Liberty Bowl
 +-1977 Bluebonnet Bowl

TEXAS TECH (3-0-0)

1978	Sept. 9	.9-	W	17- 9	H....	50,321
1979	Sept. 8	.1-(N)	W	21- 7	A....	c52,991
1994	Jan. 2*	21-	W	55-14	N1....	c70,218

N1-Cotton Bowl, Dallas, Texas
 *-1995 Cotton Bowl

(NOTE: Kansas, Missouri and Nebraska were 1907 charter members of the Missouri Valley Intercollegiate Athletic Association (MVIAA), with Kansas State joining in 1913. In 1928, these 4 schools, along with Oklahoma, which had joined the MVIAA in 1920, became charter members of the Big Six, which became the Big Seven when Colorado joined in 1948, the Big Eight in 1958, and the Big 12 in 1996. Colorado was a member of the Rocky Mountain Faculty Athletic Conference from 1910 to 1936, and the Mountain States Conference (Skyline) from 1937 to 1947. Baylor, Texas and Texas A&M, which joined the Big 12 in 1996, were charter members in 1914, along with Oklahoma, in the Southwest Athletic Conference (later known as the Southwest Conference). Texas Tech, a member of the Southwest Conference beginning in 1960, also joined the Big 12 in 1996.)

CONFERENCE USA (9-2-1)

HOUSTON (3-0-0)

1993	Sept. 4	W	49- 7	H....	49,438
1995	Sept. 16	.6-(N)	W	45-10	H....	50,279
1996	Sept. 21	15-	W	26- 9	A....	21,035

MEMPHIS STATE (0-1-0)

1991	Sept. 2	16-(U)	L	10-24	H....	55,637
------	---------	--------------	---	-------	-------	--------

RICE (2-0-1)

1947	Oct. 4(SC-2:10)	T	7- 7	H....	64,231
1948	Oct. 9	W	7- 0	H....	49,531
1971	Sept. 18	17-(N)	W	24- 0	A....	22,000

SMU (2-0-0)

1961	Sept. 29(N)	W	21-16	H....	29,148
1962	Sept. 29	.9-(N)	W	33- 3	A....	14,000

TULANE (2-1-0)

1931	Jan. 1*	W	21-12	N1....	c75,562
1942	Sept. 26	L	13-27	H....	45,000
1946	Dec. 21	W	20-13	A....	25,000

N1-Rose Bowl, Pasadena, California
 *-1932 Rose Bowl

NON-CONFERENCE RECORD

(NOTE: Conference USA began football play in 1996, with Houston, Memphis and Tulane among its charter members. Houston was a Southwest Conference member from 1976 to 1995. Memphis, known as Memphis State prior to 1994, was, in football, a Division I-A independent. Tulane joined the Southern Conference in 1922, but withdrew to become a charter member of the Southeastern Conference, from which it withdrew in 1966, maintaining independent status until 1995. Rice was a 1914 charter member of the Southwest Conference and SMU joined the SWC in 1918, then both joined the Western Athletic Conference in 1996 before becoming CUSA members in 2005.)

MOUNTAIN WEST (15-6-1)

BYU (2-0-0)

2003	Sept. 6	.4-	W	35-18	H	75,315
2004	Sept. 18	.1-(N)	W	42-10	A	63,467

COLORADO STATE (1-0-0)

2004	Sept. 11	.1-(N)	W	49-0	H	85,521
------	----------	--------------	---	------	--------	--------

SAN DIEGO STATE (2-0-1)

1992	Sept. 5*(SC-5:45)	T	31-31	A	52,168
1998	Sept. 12	22-(N)	W	35-6	H	49,927
1999	Sept. 18	17-	W	24-21	H	53,966

*-Ralphs Holiday Classic

TEXAS CHRISTIAN (2-3-0)

1951	Oct. 27	.6-	W	28-26	H	50,732
1954	Oct. 8	.9-(N)(U)	L	7-20	H	52,705
1960	Sept. 24(N)	L	6-7	H	31,475
1977	Sept. 24	.2-	W	51-0	H	54,620
1998	Dec. 31*(U)	L	19-28	N1....	46,612

N1-Sun Bowl, El Paso, Texas

*1998 Sun Bowl

UNLV (1-0-0)

1997	Oct. 4(N)	W	35-21	H	48,404
------	--------	----------	---	-------	--------	--------

UTAH (6-3-0)

1915	Nov. 20	L	13-20	A	
1916	Oct. 21	L	12-27	H	2,000
1917	Nov. 17	W	51-0	A	
1919	Nov. 15	W	28-7	H	
1925	Oct. 10	W	28-2	H	18,000
1932	Sept. 24	W	35-0	H	35,000
1948	Sept. 17(N)	W	27-0	H	55,211
1993	Dec. 30*(N)	W	28-21	N1....	37,203
2001	Dec. 25+	L	6-10	N2....	22,385

N1-Anaheim Stadium, Anaheim, California

N2-Sam Boyd Stadium, Las Vegas, Nevada

*-1993 Freedom Bowl

+ -2001 Las Vegas Bowl

WYOMING (1-0-0)

1965	Nov. 27	.8-	W	56-6	H	39,233
------	---------	-----------	---	------	--------	--------

(NOTE: BYU, Colorado State, San Diego State, Utah, UNLV and Wyoming are 1999 charter members of the Mountain West Conference. BYU, Utah and Wyoming were 1962 members of the Western Athletic Conference, while Colorado State joined the WAC in 1968. San Diego State had been a 1969 charter member of the Pacific Coast Athletic Association (Big West Conference) until its withdrawal to join the WAC in 1978. UNLV, which joined the PCAA in 1982, joined the WAC in 1996. Rice was a 1914 charter member of the Southwest Conference, SMU joined the conference in 1918, and Texas Christian joined the Southwest Conference in 1922 and then became a member of the WAC in 1996 before joining the Mountain West in 2005.)

SOUTHEASTERN (17**-10-1)

ALABAMA (2-5-0)

1938	Sept. 24	L	7-19	H	70,000
1945	Jan. 1*	11- 2.....	L	14-34	N1....	c93,000
1970	Sept. 12	.3-16.....(N)	W	42-21	N2....	c72,175
1971	Sept. 10	.5-16.....(N)	L	10-17	H	67,781
1977	Oct. 8	.1- 7.....	L	20-21	H	63,140
1978	Sept. 23	.7- 1.....	W	24-14	N2....	c77,313
1985	Dec. 28+	-15.....	L	3-24	N3....	35,183

N1-Rose Bowl, Pasadena, California

N2-Legion Stadium, Birmingham, Alabama

N3-Aloha Stadium, Honolulu, Hawaii

*-1946 Rose Bowl

+ -1985 Aloha Bowl

ARKANSAS (4*8-1-0)

1972	Sept. 9	.8- 4.....(N)	W	31-10	N1....	c54,461
1973	Sept. 15	.1-(N)	W	17-0	H	73,231
1974	Sept. 14	.5-20.....(N)	L	7-22	N1....	c54,622
2005	Sept. 17	.1-(N)	W*8	70-17	H	90,411
2006	Sept. 2	.6-(N)	W	50-14	A	c76,564

N1-War Memorial Stadium, Little Rock, Arkansas

*81 win later vacated due to NCAA penalty (revised record: 3-1-0 Arkansas, 16-10-1 Southeastern)

AUBURN (2-1-0)

1986	Jan. 1*	-10.....	L	7-16	N1....	c51,113
2002	Sept. 2	18- ..(N)(1:26)	W	24-17	H	63,269
2003	Aug. 30	.8- 6.....(N)	W	23-0	A	c86,063

N1-Orlando Stadium, Orlando, Florida

*-1987 Citrus Bowl

FLORIDA (0-1-1)

1982	Sept. 11	10-11.....(N)	L	9-17	A	c73,238
1983	Sept. 10	.9-18(SC-0:00)	T	19-19	H	53,948

GEORGIA (3-0-0)

1931	Dec. 12	W	60-0	H	75,000
1933	Dec. 2	W	31-0	H	45,000
1960	Oct. 7(N)	W	10-3	H	28,120

LSU (1-1-0)

1979	Sept. 29	.1-20(N)(0:32)	W	17-12	A	c78,322
1984	Sept. 29	15-	L	3-23	H	60,128

SOUTH CAROLINA (1-1-0)

1980	Sept. 20	.4-20.....(N)	W	23-13	H	58,385
1983	Oct. 1(N)	L	14-38	A	c74,200

TENNESSEE (4-0-0)

1939	Jan. 1*	.3- 2.....	W	14-0	N1....	c92,200
1944	Jan. 1+	.7-12.....	W	25-0	N1....	c91,000
1980	Sept. 13	.5- (N)(0:00)	W	20-17	A	c95,049
1981	Sept. 12	.5-(N)	W	43-7	H	62,147

N1-Rose Bowl, Pasadena, California

*-1940 Rose Bowl

+ -1945 Rose Bowl

(NOTE: Alabama, Auburn, Georgia and Tennessee, 1921 charter members of the Southern Conference, and Florida and LSU, 1922 members of the Southern Conference, all withdrew in 1933 to become charter members of the Southeastern Conference. South Carolina, a 1922 member of the Southern Conference, withdrew in 1953 to become a charter member of the Atlantic Coast Conference, from which it withdrew in 1971. It joined the Southeastern Conference in 1992. Arkansas, a charter member of the Southwest Athletic (Southwest) Conference, withdrew from that conference in 1992 to join the Southeastern Conference.)

SOUTHLAND TEAMS (63-15-8)

CAL POLY SLO (1-0-0)

1909	Oct. 9	W	51-0	A	
------	--------	-------	---	------	--------	--

CAL TECH (11-1-1)

1893	Nov. 18	W	22-12	A	
1893	Dec. 22(R)	W	14-4	H	100
1894	W	12-0	H	
1895	Dec. 7	T	4-4	H	
1896	Nov. 14	L	0-22	N1....	
1903	Oct. 10	W	5-0	H	500
1904	Oct. 22	W	35-0	H	200
1920	Oct. 9	W	46-7	H	5,000
1921	Oct. 8	W	70-0	H	
1923	Sept. 29	W	18-7	H	10,000
1924	Sept. 27	W	78-6	H	12,000
1925	Sept. 26	W	32-0	H	25,000
1927	Oct. 22	W	51-0	H	25,000

N1-Athletic Park, Los Angeles

CHAFFEY COLLEGE (1-1-0)

1893	Dec. 11	L	6-32	A	
1897	Nov. 13	W	38-0	N1....	200

N1-Fiesta Park, Los Angeles

NON-CONFERENCE RECORD

LOYOLA (6-3-1)

1889			W	40-0	H	
1892	Feb. 22		L	2-10	H	
1897			W	34-0	H	
1902	Oct. 11		L	5-6	N1	400
1903	Oct. 31		W	12-5	H	
1904	Nov. 5		W	frft.	H	
1905	Dec. 2		T	0-0	H	
1909	Oct. 23	(3:00)	L	6-8	H	1,200
1932	Oct. 15	(5:00)	W	6-0	H	50,000
1933	Sept. 30		W	18-0	H	65,000

N1-Fiesta Park, Los Angeles

OCCIDENTAL (16-5-2)

1895	Nov. 18		L	0-10	N1	
1899	Nov. 8		W	11-0	H	
1899	Nov. 15		T	0-0	H	
1900	Nov. 10		W	5-0	A	
1903	Oct. 24		L	0-5	H	600
1904	Oct. 29		W	36-4	H	
1905	Nov. 11		L	0-10	A	
1906	Oct. 13		W	22-0	H	4,000
1908	Nov. 7	(U)	W	14-0	H	
1909	Nov. 6		T	3-3	A	c3,500
1910	Nov. 5		W	6-0	H	5,000
1914	Oct. 31		L	13-20	H	
1918	Dec. 21		L	6-7	H	
1919	Nov. 1		W	27-0	H	5,000
1920	Oct. 23		W	48-7	H	
1921	Oct. 15		W	42-0	A	
1922	Nov. 4		W	46-0	H	11,000
1926	Oct. 16		W	28-6	H	22,000
1927	Sept. 24		W	33-0	H	20,000
1928	Oct. 27		W	19-0	H	40,000
1929	Oct. 19		W	64-0	H	20,000
1933	Sept. 23		W	39-0	H	35,000
1934	Sept. 22		W	20-0	H	30,000

N1-Athletic Park, Los Angeles

POMONA (13-4-4)

1897	Nov. 25Th		W	6-0	A	
1898	Nov. 24Th		W	14-11	N1	
1899	Nov. 30Th		L	0-12	A	2,000
1900	Nov. 29Th		L	0-11	N2	1,200
1901	Dec. 7	(12:00)	L	0-6	A	
1902	Nov. 15		W	16-5	N1	
1905	Dec. 9		W	6-4	N1	600
1906	Nov. 17		W	14-0	A	
1908	Nov. 14	(P-10:00)	T	6-6	A	
1909	Nov. 13		T	0-0	H	
1910	Nov. 19	(P-1:00)	T	9-9	A	4,000
1914	Nov. 14		L	6-10	A	6,000
1916	Nov. 25		W	28-3	H	
1918	Dec. 7	(R)	T	0-0	A	
1919	Oct. 25		W	6-0	H	7,000
1920	Oct. 30		W	7-0	A	
1921	Oct. 29		W	35-7	H	6,000
1922	Oct. 7		W	54-13	A	
1923	Oct. 6		W	23-7	H	12,863
1924	Oct. 4		W	14-0	H	20,000
1925	Oct. 3		W	80-0	H	

N1-Fiesta Park, Los Angeles

N2-Washington Park, Los Angeles

REDLANDS (4-0-0)

1910	Oct. 29		W	35-0	A	
1914	Oct. 10		W	41-0	H	
1914	Nov. 7		W	13-6	A	
1918	Dec. 25		W	10-0	H	

WHITTIER (11-1-0)

1907	Nov. 9		W	46-0	H	800
1908	Oct. 17	(R)	W	15-0	H	
1909	Oct. 16		W	22-2	A	
1910	Nov. 12		W	11-3	A	300
1914	Oct. 24		W	17-14	H	1,200
1915	Dec. 11		L	2-20	N1	
1921	Nov. 19		W	14-0	H	12,000
1924	Nov. 15		W	51-0	H	15,000
1925	Sept. 26		W	74-0	H	25,000
1926	Sept. 25		W	74-0	H	15,300
1933	Sept. 23		W	51-0	H	35,000
1934	Sept. 22		W	40-14	H	30,000

(NOTE: Cal Poly San Luis Obispo (SLO) is a member of the Division I-AA American West Conference. Cal Tech in Pasadena, Calif., dropped football in 1977. Loyola in Los Angeles, now known as Loyola Marymount, and the successor institution to St. Vincent's College, discontinued football in 1952. Occidental in Los Angeles, Pomona in Claremont, Calif., now known as Pomona-Pitzer, Redlands in Redlands, Calif., and Whittier in Whittier, Calif., are now members of the Division III Southern California Intercollegiate Athletic Conference.)

WESTERN ATHLETIC (29-1-0)**

FRESNO STATE (1-1-0)**

1992	Dec. 29*	23- ... (N)(U)	L	7-24	N1	58,546
2005	Nov. 19	-1-16 (6:22)(N)	W**	50-42	H	c90,007

N1-Anaheim Stadium, Anaheim, California

*-1992 Freedom Bowl

**1 win later vacated due to NCAA penalty (revised record: 0-1-0 Fresno State, 27-1-0 Western Athletic)

HAWAII (6-0-0)**

1930	Nov. 15		W	52-0	H	17,500
1935	Jan. 1*		W	38-6	A	12,000
1978	Dec. 2	.3- ... (N)	W	21-5	A	c48,767
1999	Sept. 4	21- ... (N)	W	62-7	A	c50,000
2003	Sept. 13	.4- ...	W	61-32	H	73,654
2005	Sept. 3	.1- ...	W**	63-17	A	c50,000

*-Game played January 1, 1936; Poi Bowl, Honolulu Stadium

**1 win later vacated due to NCAA penalty (revised record: 5-0-0 Hawaii, 27-1-0 Western Athletic)

IDAHO (8-0-0)

1922	Nov. 18		W	14-0	N1	12,500
1923	Nov. 24		W	9-0	H	30,000
1924	Nov. 22		W	13-0	H	45,000
1925	Oct. 30		W	51-7	A	5,000
1926	Nov. 20		W	28-6	H	17,400
1928	Nov. 24		W	28-7	H	10,000
1929	Nov. 23		W	72-0	H	20,000
2007	Sept. 1	.1- ... (N)	W	38-10	H	90,917

N1-Rose Bowl, Pasadena, California

LOUISIANA TECH (1-0-0)

1999	Nov. 26	-25- ...	W	45-19	H	45,070
------	---------	----------	---	-------	---	------	--------

NEVADA (5-0-0)

1920	Nov. 13		W	38-7	H	
1922	Oct. 21	(9:00)	W	6-0	H	8,000
1923	Oct. 13		W	33-0	H	20,000
1924	Oct. 25		W	21-7	H	20,000
1929	Nov. 9		W	66-0	H	20,000

SAN JOSE STATE (4-0-0)

1995	Sept. 9	.7- ...	W	45-7	H	50,612
2000	Sept. 23	.9- ...	W	34-24	H	56,545
2001	Sept. 1		W	21-10	H	45,568
2009	Sept. 5	.4- ...	W	56-3	H	84,325

UTAH STATE (4-0-0)

1928	Sept. 29		W	40-12	H	31,000
1930	Oct. 18		W	65-0	H	25,000
1984	Sept. 8		W	42-7	H	45,067
1989	Sept. 16	13- ... (N)	W	66-10	H	50,249

(NOTE: Hawaii joined the Western Athletic Conference in 1979, Fresno State in 1992, and San Jose State in 1996. Fresno State and San Jose State had been 1969 charter members of the Pacific Coast Athletic Association (Big West Conference) until their respective withdrawals to join the WAC. Louisiana Tech joined the WAC in 2001 after being an independent. Nevada was a member of the Big Sky from 1979 to 1992, when it joined the Big West through 1999 before joining the WAC in 2000. Idaho, a 1963 charter member of the Division I-AA Big Sky Conference, was a member of the Pacific Coast Conference from 1922 to 1958, then joined the Division I-AA Big West in 1996. When the Big West dropped football, Idaho joined the Sun Belt Conference in 2001 before joining the WAC in 2005. Utah State became a member of the Pacific Coast Athletic Association in 1977. The PCAA was renamed the Big West in 1988. When the Big West dropped football, Utah State became an independent in 2001 before joining the WAC in 2005.)



ALL-TIME USC RECORD

The following is believed to be an accurate record of the outcome of all games of American football played by the USC varsity team. It was compiled by Michael J. Glenn. USC appreciates his invaluable efforts.

The information in this history is set forth in as brief a fashion as possible. To illustrate this, review the entries under 1989. Reading from left to right, the following information is given on the first line under the coach and captain data: (1) Date (Sept. 4); (2) Result (L-USC loss); (3) USC's Associated Press ranking going into the game (5); (4) USC's opponent (Illinois); (5) An indication that the game began after 5:00 p.m., local time (N); (6) An indication that the winning score occurred with 2:19 left in the game (2:19); (7) USC's opponent's Associated Press ranking going into the game (22); (8) Game score, with USC's point total given first (13-14); (9) An indication that the game was played at USC's home field (H); (10) Game attendance (54,622).

Other information may be noted on the line concerning the UCLA game. The "c" before the attendance figure indicates a capacity crowd. "(UCLA-13:43)" indicates that UCLA made the tying score with 13:43 left in the fourth quarter.

The line beneath the UCLA game record presents USC's regular season record, conference record, and conference finish, in that order. Next come the points scored and points given up.

Beneath this is USC's bowl game result, followed on the next line by USC's final overall record, USC's overall points scored and given up, and the season attendance total.

Other symbols: N1, N2, etc., indicate games played at a neutral site; (HC) indicates USC's Homecoming game; (U) indicates that the game result was a significant upset; (R) indicates that a major portion of the game was played in the rain; (Sn) indicates the game was played in snow conditions; and "Th" indicates a game played on Thanksgiving Day.

1888

Coaches: Henry Goddard, Frank Suffel
Captain: Will Whitcomb

Nov. 14	WAlliance AC.....	16-0	H
Jan. 19	WAlliance AC.....	4-0	N1
		(2-0-0)	20-0		

N1-Vacant Field bordered by Grand, Hope, Eighth, and Ninth Streets, Los Angeles, California

Note: The idea that USC should field a football team came from Professor Elmer Merrill. In a 1951 letter from Henry Goddard, USC's first coach, to then-sports information director Tom Lawless, the origins were described: "Football was (Prof. Elmer Merrill's) idea. When he learned that I had played on my college team, he said one day: 'Let's teach these boys football. You can play with them and coach them from within and I will coach them from the sidelines.' I readily agreed. He spoke to two or three of the boys that he knew and the game was born. The field was a vacant block, I would guess just S. or S.W. of (Bovard Field)."

1889

Coach: None
Captain: None

	WLoyola (St. Vincent's)	40-0	H
Nov. 28Th*	WPasadena.....	26-0	N1
		(2-0-0)	66-0		

N1-Sportsman's Park, North Los Robles and Colorado, Pasadena, California
*-USC's first Thanksgiving Day game

1890

No Varsity

1891

Coach: None
Captain: Frank Lapham

Nov. 26Th	LOlive Club.....	12-16	H
Jan. 23,'92	WSC Academy.....	34-0	H
Feb. 22,'92	LLoyola (9:30 a.m.).....	2-10	H
		(1-2-0)	48-26		

1892

No Varsity

1893

Coach: None
Captain: None

Jan. 14	WChaw-sir Club.....	14-2	H 200
Nov. 18	WCal Tech.....	22-12	A
Dec. 11	LChaffey College.....	6-32	A
Dec. 22	WCal Tech (R).....	14-4	H 100
		(3-1-0)	56-50		

1894

Coach: None
Captain: John A. Gray

WCal Tech.....	12-0	H
	(1-0-0)	12-0		

1895

Coach: None
Captain: Lee Bradley

Nov. 18	LOccidental.....	0-10	N1
Dec. 7	TCal Tech.....	4-4	H
		(0-1-1)	4-14		

N1-Athletic Park, 7th & Alameda, Los Angeles

1896

Coach: None
Captain: Foster Wright

Oct. 24	LWhittier Reform.....	0-30	H
Oct. 31	LLos Angeles AC.....	0-22	N1 1,500
Nov. 14	LCal Tech.....	0-22	N1
		(0-3-0)	0-74		

N1-Athletic Park, Los Angeles

1897

Coach: Lewis Freeman
Captain: Harry Martin

	WLoyola.....	34-0	H
Nov. 6	WLos Angeles HS.....	10-0	N1 500
Nov. 13	WChaffey College.....	38-0	N1 250
Nov. 25Th	WPomona.....	6-0	A
Dec. 25	LSan Diego YMCA.....	0-18	A
Jan. 1	WVentura.....	12-0	A
		(5-1-0)	100-18		

N1-Fiesta Park, Grand & Pico, Los Angeles

1898

Coach: None
Captain: Foster Wright

Oct. 15	TLos Angeles HS.....	0-0	N1
Oct. 22	WPasadena AC.....	17-0	H
Nov. 19	LLos Angeles HS.....	0-6	N2
Nov. 24Th	WPomona.....	14-11	N2
Nov. 26	W7th Regiment*.....	34-0	N2
Dec. 3	WPhoenix Indian School..	27-11	N2
Jan. 2	WSanta Barbara AC (R)...	5-0	A
		(5-1-1)	97-28		

N1-Athletic Park, Los Angeles

N2-Fiesta Park, Los Angeles

*-Company F, 1st Battalion, 7th Regiment, California National Guard, Los Angeles, California

1899

Coach: None
Captain: Logan Wheatley

Oct. 21	WWhittier Reform.....	11-0	H
Nov. 4	LSanta Ana HS.....	0-11	A
Nov. 8	WOccidental.....	11-0	H
Nov. 15	TOccidental.....	0-0	H
Nov. 30Th	LPomona.....	0-12	A 2,000
Jan. 1	LSanta Barbara AC	0-10	A
		(2-3-1)	22-33		

1900

Coach: None
Captain: Harry Woodard

Nov. 10	WOccidental.....	5-0	A
Nov. 24	TLos Angeles HS.....	0-0	N1
Nov. 29Th	LPomona.....	0-11	N1 1,200
		(1-1-1)	5-11		

N1-Washington Park, Washington & Grand, Los Angeles

1901

Coach: Clair Tappaan
Captain: Logan Wheatley

Dec. 7	LPomona (12:00).....	0-6	A
		(0-1-0)	0-6		

ALL-TIME USC RECORD

1902

Coach: None
 Captain: Dan Caley

Oct. 11	LLoyola.....	5- 6	N1	400
Oct. 25	LSanta Ana.....	2- 5	A	
Nov. 7	WSanta Ana.....	6- 0	H	
Nov. 15	WPomona.....	16- 5	N1	
Nov. 22	LSherman Institute.....	<u>0-28</u>	A	
		(2-3-0)	29-44			

N1-Fiesta Park, Los Angeles

1903

Coach: John Walker
 Captain: Dan Caley

Oct. 10	WCal Tech.....	5- 0	H	500
Oct. 17	WLos Angeles HS.....	10- 0*	H	500
Oct. 24	LOccidental.....	0- 5	H	600
Oct. 31	WLoyola.....	12- 5	H	
Nov. 7	WOrange AC.....	31- 5	H	
Nov. 14	LSherman Institute.....	<u>0-12</u>	H	
		(4-2-0)	58-27			

All USC home games in 1903 played at Prager Park, near Washington & Grand, Los Angeles

*-Los Angeles HS left field of play with several minutes left, in protest over penalty called by umpire Dean Cromwell; USC awarded five points to make final score 10-0

1904

Coach: Harvey Holmes
 Captain: Jay Bickford

Oct. 15	WLos Angeles HS.....	42- 0	N1	1,600
Oct. 22	WCal Tech.....	35- 0	H	200
Oct. 29	WOccidental.....	36- 4	H	
Nov. 5	WLoyola.....	frft.*	H	
Nov. 5	WSC Prep.....	26- 0	H	
Nov. 12	LSherman Institute.....	0-17+	N2	
Nov. 19	WWhittier Reform.....	<u>60-6</u>	A	
		(6-1-0)	199-27			

N1-Fiesta Park, Los Angeles

N2-Eagle Park, Long Beach, California

*-Opposing coaches could not agree on time of halves, game awarded to USC; game against USC prep students played instead

+ -Game called, midway through second half, darkness

1905

Coach: Harvey Holmes
 Captain: Carl Elliott

Oct. 4	WNational Guard#.....	28- 0	H	
Oct. 10	WHarvard School.....	12- 0%	H	300
Oct. 16	WLA Poly HS.....	27- 0	H	
Oct. 18	WWhittier Reform.....	75- 0+	H	
Nov. 1	WAlumni.....	63- 0	H	
Nov. 4	LStanford.....	0-16*	A	
Nov. 11	LOccidental.....	0-10	A	
Nov. 25	LSherman Institute.....	0-15	N1	800
Dec. 2	TLoyola.....	0- 0	H	
Dec. 9	WPomona.....	<u>6-4</u>	N1	600
		(6-3-1)	211-45			

N1-Fiesta Park, Los Angeles

#-Company F

%-Because of "deficiencies" of Harvard roster, Harvard's coach, USC's coach, and Dean Cromwell played for Harvard

+ -15-minute halves

*-First USC game played outside Southern California

1906

Coach: Harvey Holmes
 Captain: Oliver Best

Oct. 6	TLos Angeles HS.....	0- 0	N1	
Oct. 13	WOccidental.....	22- 0	H	4,000
Nov. 17	WPomona.....	14- 0	A	
Nov. 29Th	TSherman Institute.....	<u>0- 0</u>	N1	4,000
		(2-0-2)	36-0			

N1-Fiesta Park, Los Angeles

1907

Coach: Harvey Holmes
 Captain: Charley Haigler

Oct. 12	WLos Angeles HS.....	6- 0	N1	2,000
Oct. 16	WWhittier Reform.....	57- 0	H	
Oct. 26	WSanta Ana HS.....	51- 0	A	
Nov. 9	WWhittier.....	46- 0	H	800
Nov. 15	WUSS Colorado.....	16- 4	H	1,200
Dec. 25	LLos Angeles HS.....	<u>6-16</u>	N1	2,200
		(5-1-0)	182-20			

N1-Fiesta Park, Los Angeles

1908

Coach: Bill Traeger
 Captain: Stan Burek

Oct. 10	LLos Angeles HS.....	0-12	N1	2,500
Oct. 17	WWhittier (R).....	15- 0	H	
Oct. 24	WArrowhead AC.....	28- 0	A	
Nov. 7	WOccidental (U).....	14- 0*	H	
Nov. 14	TPomona (P-10:00).....	<u>6- 6</u>	A	
		(3-1-1)	63-18			

N1-Fiesta Park, Los Angeles

*-50th USC victory

1909

Coach: Dean Cromwell
 Captain: Hal Paulin

Oct. 9	WCal Poly SLO.....	51- 0	A	
Oct. 16	WWhittier.....	22- 2	A	
Oct. 23	LLoyola (3:00).....	6- 8	H	1,200
Oct. 30	WOrange AC.....	51- 0	H	
Nov. 6	TOccidental.....	3- 3	A	c3,500
Nov. 13	TPomona.....	<u>0- 0</u>	H	
		(3-1-2)	133-13			

1910

Coach: Dean Cromwell
 Captain: Jack Malcolm

Oct. 5	WLong Beach Poly HS....	22- 6	H	
Oct. 8	WChaffey HS.....	65- 6	H	
Oct. 15	WThroop Academy (R)...	9- 0	A	
Oct. 22	WSan Diego HS.....	32- 0	A	
Oct. 29	WRedlands.....	35- 0	A	
Nov. 5	WOccidental.....	6- 0	H	5,000
Nov. 12	WWhittier.....	11- 3	A	300
Nov. 19	TPomona (P-1:00).....	<u>9- 9</u>	A	4,000
		(7-0-1)	189-24			

1911-1913

Rugby

1914

Coach: Ralph Glaze
 Captain: Tommy Davis

Sept. 26	WLos Angeles AC.....	20- 0	H	
Oct. 10	WRedlands.....	41- 0	H	
Oct. 24	WWhittier.....	17-14	H	1,200
Oct. 31	LOccidental.....	13-20	H	
Nov. 7	WRedlands.....	13- 6	A	
Nov. 14	LPomona.....	6-10	A	6,000
Nov. 26Th	LOregon State.....	<u>6-38</u>	N1	7,000
		(4-3-0)	116-88			

N1-Tacoma Stadium, Tacoma, Washington; first USC game played outside California

1915

Coach: Ralph Glaze
 Captain: Len Livernash

Oct. 2	WLos Angeles AC.....	21- 9	H	
Oct. 16	WSt. Mary's.....	47- 3	H	
Oct. 23	WCalifornia.....	28-10	A	10,000
Nov. 8	LOregon.....	0-34*	H	2,300
Nov. 20	LUtah.....	13-20	A	
Nov. 25Th	LCalifornia (1:00).....	21-23	N1	8,000
Dec. 11	LWhittier.....	<u>2-20</u>	N1	
		(3-4-0)	132-119			

N1-Washington Park, Washington & Hill, Los Angeles

*-Originally scheduled for Nov. 6, but rescheduled due to rain

ALL-TIME USC RECORD

1916

Coach: Dean Cromwell
 Captain: Herb Jones

Oct. 7	WSherman Institute (Mud)	14-0	H	1,500
Oct. 14	WSanta Fe AC.....	14-0	A	
Oct. 21	LUtah.....	12-27	H	2,000
Nov. 4	LCalifornia.....	0-27	H	10,000
Nov. 11	WLos Angeles AC.....	34-0	H	
Nov. 25	WPomona.....	28-3	H	
Nov. 30Th	LOregon State.....	7-16	H	5,000
Dec. 9	WArizona.....	<u>20-7</u>	N1	3,000
			(5-3-0)			129-80

All USC home games in 1916 played at Fiesta Park, Los Angeles
 N1-Phoenix Indian School, Phoenix, Arizona

1917

Coach: Dean Cromwell
 Captain: Frank Malette

Oct. 20	WArizona.....	31-6	H	2,000
Oct. 27	LSt. Mary's (5:00).....	0-7	H	
Nov. 3	W21st Infantry*.....	3-0	A	5,000
Nov. 10	WFort MacArthur.....	42-0	H	
Nov. 17	WUtah.....	51-0	A	
Nov. 24	LMare Island.....	0-34	N1	3,000
Nov. 29Th	TCalifornia.....	<u>0-0</u>	H	10,000
			(4-2-1)			127-47

N1-Washington Park, Los Angeles
 *-U.S. Army, San Diego, California

1918

Coach: Dean Cromwell
 Captains: Harold Galloway, Keith Hunter

Nov. 23	WStanford (R).....	25-8	N1	
Nov. 30	TWhittier Reform.....	13-13	A	
Dec. 7	TPomona (R).....	0-0	A	
Dec. 14	LCalifornia.....	7-33	H	10,000
Dec. 21	LOccidental.....	6-7	H	
Dec. 25	WRedlands.....	<u>10-0</u>	H	
			(2-2-2)			61-61

N1-Tournament Park, California & Wilson, Pasadena, California
 Public gatherings banned in Oct. 1918 in Los Angeles because of Spanish influenza

1919

Coach: Elmer Henderson
 Captain: John Fox

Oct. 25	WPomona.....	6-0	H	7,000
Nov. 1	WOccidental.....	27-0	H	5,000
Nov. 8	LCalifornia.....	13-14	H	9,000
Nov. 15	WUtah.....	28-7	H	
Nov. 27Th	WStanford (Mud).....	<u>13-0</u>	H	
			(4-1-0)			87-21

1920

Coach: Elmer Henderson
 Captain: Roy Evans

Oct. 9	WCal Tech.....	46-7	H	5,000
Oct. 16	WStanford.....	10-0	H	8,000
Oct. 23	WOccidental.....	48-7	H	
Oct. 30	WPomona.....	7-0	A	
Nov. 13	WNevada.....	38-7	H	
Nov. 25Th	WOregon.....	<u>21-0</u>	N1	20,000
			(6-0-0)			170-21

N1-Tournament Park, Pasadena, California

1921

Coach: Elmer Henderson
 Captain: Charley Dean

Oct. 1	WUSS Arizona (Mud).....	62-0	H	
Oct. 1	WUSS New York (Mud)	35-0*	H	
Oct. 8	WCal Tech.....	70-0+	H	
Oct. 12	WSub Base.....	34-0	H	
Oct. 15	WOccidental.....	42-0	A	
Oct. 19	WSub Base.....	28-0	A	10,000
Oct. 29	WPomona.....	35-7	H	6,000
Nov. 5	LCalifornia.....	7-38	A	c25,000
Nov. 19	WWhittier.....	14-0	H	12,000
Nov. 26	WOregon State.....	7-0	N1	17,500
Dec. 3	WWashington State.....	<u>28-7</u>	N1	18,000
			(10-1-0)			362-52

N1-Tournament Park, Pasadena, California
 *-Doubleheader, games played alternately by quarters
 +-Quarters in second half cut to 10 minutes each

1922

Coach: Elmer Henderson
 Captain: Leo Calland

Sept. 30	WUSS Mississippi.....	20-0	H	
Sept. 30	WAlumni.....	20-0%	H	+
Oct. 7	WPomona.....	54-13	A	
Oct. 14	WArizona.....	15-0	H	c12,000
Oct. 21	WNevada (9:00).....	6-0#	H	8,000
Oct. 28	LCalifornia.....	0-12	N1	*35,000
Nov. 4	WOccidental.....	46-0	H	11,000
Nov. 11	WStanford.....	6-0	A	15,000
Nov. 18	WIdaho.....	14-0	N1	12,500
Nov. 30Th	WWashington State.....	<u>41-3</u>	N1	11,000
			(9-1-0, 3-1-0, 4th@)			222-28

ROSE BOWL

Jan. 1	WPenn State.....	<u>14-3**</u>	N1	43,000
			(10-1-0)			236-31

N1-Tournament of Roses' Stadium (Rose Bowl), Pasadena, California
 %-100th USC victory
 +-Doubleheader
 #-First use of card stunts at USC game
 *-First football game played at Rose Bowl, Pasadena, California; also, first USC Pacific Coast Conference game
 @-California, which finished first in the PCC, declined the invitation of the Tournament of Roses
 **-First college football game radio broadcast in Los Angeles (on KHJ)

1923

Coach: Elmer Henderson
 Captain: Chet Dolley

Sept. 29	WCal Tech.....	18-7	H	10,000
Oct. 6	WPomona.....	23-7	H	*12,863
Oct. 13	WNevada.....	33-0	H	20,000
Oct. 20	LWashington.....	0-22	A	21,500
Oct. 27	WStanford.....	14-7	A	20,000
Nov. 10	LCalifornia.....	7-13	H	72,000
Nov. 17	WArizona.....	69-6	H	12,000
Nov. 24	WIdaho.....	<u>9-0</u>	H	<u>30,000</u>
			(6-2-0, 2-2-0, 3rdT)			173-62

*First varsity football game, Los Angeles Memorial Coliseum (preceded that day by USC freshman team's 30-0 win over Santa Ana High)

1924

Coach: Elmer Henderson
 Captain: John Hawkins

Sept. 27	WCal Tech.....	78-6	H	12,000
Oct. 4	WPomona.....	14-0	H	20,000
Oct. 11	WArizona.....	29-0	H	18,000
Oct. 18	WOregon State.....	17-3	N1	15,000
Oct. 25	WNevada.....	21-7	H	20,000
Nov. 1	LCalifornia.....	0-7	A	60,000
Nov. 8	LSt. Mary's (U).....	10-14*	H	35,000
Nov. 15	WWhittier.....	51-0	H	15,000
Nov. 22	WIdaho.....	13-0	H	45,000
Dec. 6	WSyracuse (HC).....	<u>16-0+</u>	H	<u>45,000</u>
			(8-2-0, 2-1-0, 4thT)			249-37

CHRISTMAS FESTIVAL

Dec. 25	WMissouri.....	<u>20-7</u>	H	<u>47,000</u>
			(9-2-0)			269-44

*Originally scheduled: Stanford
 N1-Multnomah Field, Portland, Oregon
 +-First USC homecoming game

1925

Coach: Howard Jones
 Captain: Hobbs Adams

Sept. 26	WWhittier.....	74-0	H	
Sept. 26	WCal Tech.....	32-0	H	*25,000
Oct. 3	WPomona.....	80-0	H	
Oct. 10	WUtah.....	28-2	H	18,000
Oct. 17	LStanford.....	9-13	H	c70,000
Oct. 24	WArizona.....	56-0	H	17,000
Oct. 30	WIdaho.....	51-7	A	5,000
Nov. 7	WSanta Clara.....	29-9	H	25,000
Nov. 14	WMontana.....	27-7	H	25,000
Nov. 21	WIowa (HC).....	18-0	H	66,000
Nov. 28	LWashington St.(U)(3:00)	12-17	H	12,000
Dec. 5	WOregon State.....	28-0	H	25,000
Dec. 12	WSt. Mary's.....	<u>12-0</u>	H	<u>25,000</u>
			(11-2-0, 3-2-0, 3rdT)			456-55

*-Doubleheader

ALL-TIME USC RECORD

1926

Coach: Howard Jones
Captain: Jeff Cravath

Sept. 25	WWhittier.....	74-0	H	15,300
Oct. 2	WSanta Clara.....	42-0	H	27,400
Oct. 9	WWashington State.....	16-7	H	34,700
Oct. 16	WOccidental.....	28-6	H	22,000
Oct. 23	WCalifornia.....	27-0	A	72,000
Oct. 30	LStanford.....	12-13	H	c78,500
Nov. 11	WOregon State (Mud)....	17-7	N1	26,000
Nov. 20	WIdaho.....	28-6	H	17,400
Nov. 25Th	WMontana.....	61-0	H	18,600
Dec. 4	LNotre Dame (HC) (2:00)	12-13	H	c74,378
		(8-2-0, 5-1-0, 2nd)	317-52			386,278

N1-Multnomah Stadium, Portland, Oregon

1927

Coach: Howard Jones
Captain: Morley Drury

Sept. 24	WOccidental.....	33-0	H	20,000
Oct. 1	WSanta Clara.....	52-12	H	35,000
Oct. 8	WOregon State (5:00)....	13-12	H	35,000
Oct. 15	TStanford (SU-0:30)....	13-13	A	52,385
Oct. 22	WCal Tech.....	51-0	H	25,000
Oct. 29	WCalifornia.....	13-0	H	c76,500
Nov. 12	WColorado.....	46-7	H	25,000
Nov. 19	WWashington State.....	27-0	H	45,000
Nov. 26	LNotre Dame.....	6-7	N1	c120,000
Dec. 3	WWashington (HC).....	33-13	H	60,000
		(8-1-1, 4-0-1, 1stI*)	287-64			493,885

N1-Soldier Field, Chicago, Illinois (paid attendance-99,573)

*-Stanford selected to play in 1928 Rose Bowl

1928

Coach: Howard Jones
Captain: Jesse Hibbs

Sept. 29	WUtah State.....	40-12	H	31,000
Oct. 6	WOregon State.....	19-0	H	50,000
Oct. 13	WSt. Mary's.....	19-6	H	40,000
Oct. 20	TCalifornia.....	0-0	A	c74,245
Oct. 27	WOccidental.....	19-0	H	40,000
Nov. 3	WStanford.....	10-0	H	80,000
Nov. 10	WArizona.....	78-7	H	20,000
Nov. 17	WWashington State.....	27-13	H	33,000
Nov. 24	WIdaho.....	28-7	H	10,000
Dec. 1	WNotre Dame (HC).....	27-14	H	c72,632
		(9-0-1, 4-0-1, 1st*)	267-59			450,877

USC won national championship

*-USC declined the Tournament of Roses' bid to play in the 1929 Rose Bowl; instead California represented the West, and lost to Georgia Tech, 8-7, in part because Roy Riegels of Cal ran a recovered fumble back 64 yards, the "wrong way"

1929

Coach: Howard Jones
Captain: Nate Barragar

Sept. 28	WUCLA.....	76-0	H	50,000
Oct. 5	WOregon State.....	21-7	H	40,000
Oct. 12	WWashington.....	48-0	A	23,582
Oct. 19	WOccidental.....	64-0	H	20,000
Oct. 26	WStanford.....	7-0	A	c89,000
Nov. 2	LCalifornia.....	7-15	H	c79,000
Nov. 9	WNevada.....	66-0	H	20,000
Nov. 16	LNotre Dame.....	12-13	N1	c112,912
Nov. 23	WIdaho.....	72-0	H	20,000
Nov. 30	WWashington State.....	27-7	H	55,000
Dec. 14	WCarnegie Tech (HC)....	45-13	H	65,000
		(9-2-0, 6-1-0, 1st)	445-55			574,494

ROSE BOWL

Jan. 1	WPittsburgh.....	47-14	N2	c72,000
		(10-2-0)	492-69			646,494

N1-Soldier Field, Chicago, Illinois (paid attendance-99,351)

N2-Rose Bowl, Pasadena, California

1930

Coach: Howard Jones
Captain: Marshall Duffield

Sept. 27	WUCLA.....	52-0	A	40,000
Oct. 4	WOregon State.....	27-7	H	40,000
Oct. 11	LWashington State (U)..	6-7	A	22,000
Oct. 18	WUtah State.....	65-0	H	25,000
Oct. 25	WStanford.....	41-12	A	c89,000
Nov. 1	WDenver.....	33-13	H	18,000
Nov. 8	WCalifornia.....	74-0	H	c82,000
Nov. 15	WHawai'i.....	52-0	H	17,500
Nov. 27Th	WWashington (Mud).....	32-0	H	45,000
Dec. 6	LNotre Dame (HC).....	0-27*	H	c73,967
		(8-2-0, 5-1-0, 2nd)	382-66			452,467

*Knut Rockne's last game at Notre Dame

1931

Coach: Howard Jones
Captain: Stan Williamson

Sept. 26	LSt. Mary's (U).....	7-13	H	70,000
Oct. 3	WOregon State.....	30-0	H	50,000
Oct. 10	WWashington State.....	38-6	H	30,000
Oct. 17	WOregon.....	53-0	H	50,000
Oct. 24	WCalifornia.....	6-0	A	53,957
Nov. 7	WStanford.....	19-0	H	c93,000
Nov. 14	WMontana.....	69-0	H	25,000
Nov. 21	WNotre Dame (1:00)....	16-14	A	*c50,731
Dec. 5	WWashington (HC).....	44-7	H	40,000
Dec. 12	WGeorgia.....	60-0	H	75,000
		(9-1-0, 7-0-0, 1st)	342-40			537,688

ROSE BOWL

Jan. 1	WTulane.....	21-12	N1	c75,562
		(10-1-0)	363-52			613,250

USC won national championship

N1-Rose Bowl, Pasadena, California

*-First capacity crowd at Notre Dame Stadium, ended Notre Dame 26-game unbeaten streak

1932

Coach: Howard Jones
Captain: Tay Brown

Sept. 24	WUtah.....	35-0	H	35,000
Oct. 1	WWashington State.....	20-0	H	55,000
Oct. 8	WOregon State.....	10-0	H	40,000
Oct. 15	WLoyola (5:00).....	6-0	H	50,000
Oct. 22	WStanford.....	13-0	A	60,000
Nov. 5	WCalifornia.....	27-7	H	70,000
Nov. 12	WOregon.....	33-0	H	40,000
Nov. 24Th	WWashington (Mud).....	9-6	A	22,061
Dec. 10	WNotre Dame (HC).....	13-0	H	c93,924
		(9-0-0, 6-0-0, 1st)	166-13			465,985

ROSE BOWL

Jan. 2	WPittsburgh.....	35-0	N1	78,874
		(10-0-0)	201-13			544,859

USC won national championship

N1-Rose Bowl, Pasadena, California

1933

Coach: Howard Jones
Captain: Ford Palmer

Sept. 23	WOccidental.....	39-0+	H	
Sept. 23	WWhittier.....	51-0	H	*35,000
Sept. 30	WLoyola.....	18-0%	H	65,000
Oct. 7	WWashington State.....	33-0	H	65,000
Oct. 14	WSt. Mary's.....	14-7	H	85,000
Oct. 21	TOregon State.....	0-0&	N1	21,000
Oct. 28	WCalifornia (Fog)(8:30)..	6-3@	A	65,000
Nov. 11	LStanford.....	7-13#	H	95,000
Nov. 18	WOregon.....	26-0	H	69,000
Nov. 25	WNotre Dame.....	19-0	A	25,037
Dec. 2	WGeorgia.....	31-0	H	45,000
Dec. 9	WWashington (HC).....	13-7	H	45,000
		(10-1-1, 4-1-1, 3rd)	257-30			615,037

N1-Multnomah Field, Portland, Oregon

+-Second half cut to approximately 14 minutes

*-Doubleheader

&-Oregon State's 11 "iron men" played entire game with no substitutes, ending USC's 25-game winning streak

@-Cotton Warburton's 59-yard touchdown run, which won game, was obscured from most fans by fog

#-Ended USC's 27-game unbeaten streak (first game, Stanford's "Vow Boys")

%-USC's 200th victory

ALL-TIME USC RECORD

1934

Coach: Howard Jones
 Captain: Julie Bescos

Sept. 22	WOccidental.....	20-0	H		
Sept. 22	WWhittier.....	40-14	H	*30,000	
Sept. 29	WCollege of Pacific.....	6-0	H	35,000	
Oct. 6	LWashington State.....	0-19	H	50,000	
Oct. 13	LPittsburgh.....	6-20	A	55,000	
Oct. 20	TOregon State (OS-1:42)	6-6	H	40,000	
Oct. 27	LStanford.....	0-16	A	48,000	
Nov. 10	LCalifornia.....	2-7	H	60,000	
Nov. 17	WOregon (R).....	33-0	H	20,000	
Dec. 1	LWashington.....	7-14	H	35,000	
Dec. 8	LNotre Dame (HC).....	0-14	H	45,568	
		(4-6-1, 1-4-1, 7th)	120-110			418,568	

*Doubleheader

1935

Coach: Howard Jones
 Captains: Art Dittberner, Cliff Propst

Sept. 28	WMontana.....	9-0	H	25,000	
Oct. 5	WCollege of Pacific.....	19-7	H	35,000	
Oct. 12	LIllinois.....	0-19	H	60,000	
Oct. 19	LOregon State.....	7-13	H	35,000	
Oct. 26	LCalifornia.....	7-21	A	48,000	
Nov. 9	LStanford (1:00).....	0-3	H	50,000	
Nov. 16	WWashington State.....	20-10	H	45,000	
Nov. 23	LNotre Dame (Cold).....	13-20	A	38,305	
Dec. 7	LWashington (HC).....	2-6	H	35,000	
Dec. 14	LPittsburgh.....	7-12	H	35,000	
Dec. 25	WKamehameha HS Alumni	33-7	A	10,000	
Jan. 1	WHawai'i.....	38-6*	A	12,000	
		(5-7-0, 2-4-0, 8th)	166-124			428,305	

*Poi Bowl, Honolulu Stadium

1936

Coach: Howard Jones
 Captain: Gil Kuhn

Sept. 26	WOregon State.....	38-7	H	45,000	
Oct. 3	WOregon.....	26-0	H	35,000	
Oct. 10	WIllinois (R).....	24-6	A	40,000	
Oct. 17	TWashington State.....	0-0	H	25,000	
Oct. 24	W6.Stanford.....	14-7	A	35,000	
Nov. 7	L11.California.....	7-13	H	65,000	
Nov. 14	L15.Washington.....	0-12	A	23,454	
Nov. 26Th	TUCLA.....	7-7	H	90,000	
Dec. 5	TNotre Dame (HC).....	13-13	H	71,201	
		(4-2-3, 3-2-2, 3rdT)	129-65			429,655	

1937

Coach: Howard Jones
 Captain: Chuck Williams

Sept. 25	WCollege of Pacific.....	40-0	H	35,000	
Oct. 2	LWashington.....	0-7	H	70,000	
Oct. 9	WOhio State (9:00).....	13-12	H	65,000	
Oct. 16	WOregon.....	34-14	H	45,000	
Oct. 23	L11.California.....	6-20	A	73,000	
Oct. 30	TWashington State (Fog)	0-0	A	8,700	
Nov. 6	LStanford.....	6-7	H	55,000	
Nov. 13	TOregon State.....	12-12	H	35,000	
Nov. 27	LNotre Dame (1:45).....	6-13	A	28,920	
Dec. 4	WUCLA (HC).....	19-13	A	75,000	
		(4-4-2, 2-3-2, 7th)	136-98			490,620	

1938

Coach: Howard Jones
 Captain: Don McNeil

Sept. 24	LAlabama.....	7-19	H	70,000	
Oct. 1	WOregon State.....	7-0	H	35,000	
Oct. 8	WOhio State.....	14-7	A	62,778	
Oct. 15	WWashington State.....	19-6	H	35,000	
Oct. 22	WStanford.....	13-2	A	35,000	
Oct. 29	W19.Oregon (Mud).....	31-7	N1	18,000	
Nov. 5	W13.California.....	13-7	H	95,000	
Nov. 12	L9.Washington (R)(U).....	6-7	A	18,939	
Nov. 24Th	W14.UCLA.....	42-7	H	65,000	
Dec. 3	W8.Notre Dame (HC) (U).1	13-0	H	c97,146	
		(8-2-0, 6-1-0, 1stT)	165-62			531,863	

ROSE BOWL

Jan. 2	W7.Duke (0:40).....	7-3*	N2	c89,452	
		(9-2-0)	172-65			621,315	

N1-Multnomah Stadium, Portland, Oregon

N2-Rose Bowl, Pasadena, California

*-Only points scored on Duke all season

1939

Coach: Howard Jones
 Captain: Joe Shell

Sept. 30	TOregon (USC-7:00).....	7-7	H	41,000	
Oct. 7	WWashington State.....	27-0	H	38,000	
Oct. 14	WIllinois.....	26-0	H	60,000	
Oct. 28	W8.California.....	26-0	A	46,000	
Nov. 4	W7.Oregon State.....	11	N1	c33,000	
Nov. 11	W4.Stanford.....	33-0	H	50,000	
Nov. 25	W4.Notre Dame (Cold).....	7	N2	c54,799	
Dec. 2	W1.Washington (HC)(1:15)	9-7	H	44,760	
Dec. 9	T3.UCLA.....	9	A	c103,303	
		(7-0-2, 5-0-2, 1st)	167-33			470,862	

ROSE BOWL

Jan. 1	W3.Tennessee.....	2	N2	c92,200	
		(8-0-2)	181-33			563,062	

USC won national championship

N1-Multnomah Stadium, Portland, Oregon

N2-Rose Bowl, Pasadena, California

*-Only points scored on Tennessee all season, also ended Tennessee's 23-game winning streak

1940

Coach: Howard Jones
 Captain: Ed Dempsey

Sept. 28	TWashington St.(WS-8:40)	14-14	H	40,000	
Oct. 5	TOregon State.....	0-0	H	50,000	
Oct. 12	WIllinois.....	13-7	A	30,125	
Oct. 19	W17.Oregon.....	13-0	H	35,000	
Oct. 26	L17.Stanford.....	9	A	60,000	
Nov. 9	LCalifornia.....	7-20	H	50,000	
Nov. 16	LWashington.....	17	A	27,000	
Nov. 30	WUCLA.....	28-12	H	70,000	
Dec. 7	LNotre Dame (HC).....	6-10	H	85,808	
		(3-4-2, 2-3-2, 7th)	88-98			447,933	

1941

Coach: Sam Barry
 Captain: Bob de Lauer

Sept. 27	WOregon State (0:13).....	13-7	H	50,000	
Oct. 4	LOhio State.....	0-33	H	65,000	
Oct. 11	LOregon.....	6-20	H	40,000	
Oct. 18	WWashington State.....	7-6	H	40,000	
Oct. 25	LCalifornia.....	0-14	A	65,000	
Nov. 8	LStanford.....	9	H	86,305	
Nov. 22	LNotre Dame.....	4	A	c54,967	
Nov. 29	LWashington (R)(1:00).....	13-14	H	35,000	
Dec. 6	TUCLA (HC).....	7-7	A	65,000	
		(2-6-1, 2-4-1, 8th)	64-134			501,272	

1942

Coach: Jeff Cravath
 Captain: Don Willer#

Sept. 26	LTulane.....	13-27	H	45,000	
Oct. 3	TWashington.....	0-0	A	26,000	
Oct. 10	LOhio State.....	1	A	56,436	
Oct. 17	WWashington State.....	10	H	33,000	
Oct. 24	LStanford.....	6-14	N1	25,000	
Nov. 7	WCalifornia (U).....	21-7	H	37,500	
Nov. 14	WOregon.....	40-0	H	33,000	
Nov. 28	L14.Notre Dame (HC).....	8	H	94,519	
Dec. 5	WMontana.....	38-0*	H	25,000	
Dec. 12	LUCLA.....	13	H	90,000	
Dec. 19	WSt. Mary's Pre-Flight.....	21-13±	H	6,643	
		(5-5-1, 4-2-1, 4th)	184-128			472,098	

N1-Kezar Stadium, San Francisco, California

#Don Willer, who was elected 1942 USC captain at the end of the 1941 season, was retained as the captain even though he enlisted in the Navy and played for St. Mary's Pre-Flight

*-USC's 250th victory; also, second game of doubleheader; in first game, UCLA defeated Idaho, 40-13

+Former Trojans Larry Stevens, Ray George, Roy Engle and Bob de Lauer started for St. Mary's Pre-Flight; 1941 USC head coach Sam Barry served as the Airdevils' athletic director; Don Willer (still officially the USC team captain) was on the St. Mary's Pre-Flight roster but did not play against USC; attendance was smallest for a USC varsity football game at the Coliseum

1943

Coach: Jeff Cravath
Captain: Ralph Heywood

Sept. 25	W	UCLA	20-0	A	50,000
Oct. 2	W	California	7-0	A	35,000
Oct. 9	W	10.St. Mary's Pre-Flight	13-0	H	30,000
Oct. 16	W	8.San Francisco	34-0	A	6,000
Oct. 23	W	7.College of Pacific	6-0	H	65,000
Oct. 30	W	5.California	13-0	H	45,000
Nov. 6	L	4.San Diego Navy	7-10	A	6,000
Nov. 13	L	9.March Field*	0-35	H	30,000
Nov. 27	W	UCLA (HC)	26-13	H	35,000
		(7-2-0, 5-0-0, 1st)	126-58		302,000
ROSE BOWL					
Jan. 1	W	Washington (U)	29-0	N1	68,000
		(8-2-0)	155-58		370,000

N1-Rose Bowl, Pasadena, California
*-4th Air Force

1944

Coach: Jeff Cravath
Captain: Jim Hardy

Sept. 23	T	UCLA (TD-UCLA 0:00)	13-13	H	60,000
Sept. 30	W	College of Pacific	18-6	H	30,000
Oct. 7	T	California	6-6	H	40,000
Oct. 14	W	St. Mary's Pre-Flt. (N)	6-0*	N1	c13,500
Oct. 23	W	15.Washington (N)	38-7+	H	62,865
Oct. 28	W	St. Mary's	34-7	H	20,000
Nov. 4	W	13.San Diego Navy (4:00)	28-21	H	28,000
Nov. 18	W	12.California	32-0	A	40,000
Nov. 25	W	8.UCLA (HC)	40-13	A	77,903
		(7-0-2, 3-0-2, 1st)	215-73		372,268
ROSE BOWL					
Jan. 1	W	7.Tennessee	25-0	N2	c91,000
		(8-0-2)	240-73		463,268

N1-Ratcliffe Stadium, Fresno, California
N2-Rose Bowl, Pasadena, California
*-First USC varsity night game; also first USC home game played outside Coliseum since that stadium was opened (USC served as the home team)
+-USC's first Coliseum night game

1945

Coach: Jeff Cravath
Captain: Jim Callanan

Sept. 21	W	UCLA (N)	13-6	A	81,000
Sept. 29	W	California	13-2	A	52,000
Oct. 6	W	St. Mary's Pre-Flight	26-14	H	25,000
Oct. 13	L	6.San Diego Navy (U)	6-33	A	6,000
Oct. 20	W	14.College of Pacific	52-0	H	10,000
Oct. 27	L	20.Washington (8:00)	7-13	A	c40,000
Nov. 3	L	St. Mary's	0-26	H	76,378
Nov. 10	W	California	14-0	H	35,000
Nov. 24	W	Oregon State	34-7	H	30,000
Dec. 1	W	16.UCLA (HC)	26-15	H	c103,000
		(7-3-0, 5-1-0, 1st)	191-116		458,378

ROSE BOWL
Jan. 1 L 11.Alabama 14-34 N1 c93,000
(7-4-0) 205-150 551,378
N1-Rose Bowl, Pasadena, California

1946

Coach: Jeff Cravath
Captain: Doug Essick

Sept. 27	W	Washington St.(N)(0:05)	13-7	H	68,282
Oct. 5	L	Ohio State	0-21	H	80,047
Oct. 12	L	Oregon State	0-6	N1	29,594
Oct. 19	W	Washington	28-0	H	42,507
Oct. 26	W	Stanford	28-20	A	50,000
Nov. 2	W	Oregon	43-0	H	45,885
Nov. 9	W	14.California	14-0	H	60,398
Nov. 23	L	10.UCLA (HC) (R)	6-13	A	93,714
Nov. 30	L	16.Notre Dame	6-26	A	c55,298
Dec. 21	W	Tulane	20-13	A	25,000
		(6-4-0, 5-2-0, 3rd)	158-106		550,725

N1-Multnomah Stadium, Portland, Oregon

1947

Coach: Jeff Cravath
Captain: Don Clark

Sept. 27	W	Washington State	21-0	H	48,173
Oct. 4	T	Rice (SC-2:10)	7-7	H	64,231
Oct. 11	W	20.Ohio State	32-0	A	76,559
Oct. 18	W	11.Oregon State	48-6	H	61,301
Oct. 25	W	10.California	39-14	A	c81,659
Nov. 1	W	5.Washington (R)	19-0	A	32,000
Nov. 8	W	5.Stanford	14-0	H	59,749
Nov. 22	W	4.UCLA	6-0	H	c102,050
Dec. 6	L	3.Notre Dame (HC)	7-38	H	*c104,953
		(7-1-1, 6-0-0, 1st)	193-65		630,675
ROSE BOWL					
Jan. 1	L	8.Michigan	0-49	N1	c93,000
		(7-2-1)	193-114		723,675

N1-Rose Bowl, Pasadena, California
*-Largest crowd for football, Los Angeles Memorial Coliseum

1948

Coach: Jeff Cravath
Captain: Bob Bastian

Sept. 17	W	Utah (N)	27-0	H	55,211	
Sept. 24	W	Oregon State (N)	21-6	H	50,237	
Oct. 2	L	Ohio State	0-20	A	75,102	
Oct. 9	W	Rice	7-0	H	49,531	
Oct. 16	L	Oregon	7-8+	N1	32,600	
Oct. 23	W	Stanford	7-6	A	40,000	
Oct. 30	L	California	4	7-13	H	90,890
Nov. 13	W	Washington	32-7	H	44,345	
Nov. 20	W	UCLA	20-13	A	76,577	
Dec. 4	T	Notre Dame(HC)(ND-0:35)	14-14*	H	c100,571	
		(6-3-1, 4-2-0, 3rd)	142-87		615,064	

N1-Multnomah Stadium, Portland, Oregon
*-Ended Notre Dame's 21-game winning streak
+-First time USC travelled by airplane to a game

1949

Coach: Jeff Cravath
Captain: Jim Bird

Sept. 24	W	Navy	42-20	H	62,787
Oct. 1	W	Washington State	35-7	H	36,243
Oct. 8	T	8.Ohio State	13-13	H	62,877
Oct. 15	L	12.California	10-16*	A	c81,500
Oct. 22	W	19.Oregon	40-13	H	47,098
Oct. 29	W	15.Washington	40-28	A	33,205
Nov. 5	L	12.Stanford (HC)	13-34	H	70,041
Nov. 19	W	UCLA	21-7	H	75,026
Nov. 26	L	17.Notre Dame (Cold)	0-32	A	c57,214
		(5-3-1, 4-2-0, 3rdT)	215-170		525,991

*-Frank Gifford's 22-yard field goal in the fourth quarter was USC's first since Max Belko's field goal in the 1935 opener against Montana

1950

Coach: Jeff Cravath
Captains: Paul McMurry, Volney Peters

Sept. 29	L	12.Iowa (N)(U)(10:00)	14-20+	H	45,167
Oct. 7	T	Washington St.(SC-1:20)	20-20	A	16,000
Oct. 14	L	California (7:30)	7-13	H	55,468
Oct. 21	L	Navy	14-27	N1	24,300
Oct. 28	W	Oregon	30-21	H	27,008
Nov. 4	T	Stanford (SU-2:20)	7-7	A	40,000
Nov. 18	L	Washington (R)	13-28	H	23,442
Nov. 25	L	UCLA	0-39	A	51,906
Dec. 2	W	Notre Dame (HC)	9-7*	H	70,177
		(2-5-2, 1-3-2, 7th)	114-182		353,468

N1-Memorial Stadium, Baltimore, Maryland
+-First USC night loss
*-USC's 300th victory

ALL-TIME USC RECORD

1951

Coach: Jess Hill

Captains: Pat Cannamela, Dean Schneider

Sept. 22	WWashington State.....	31-21	H	28,876
Sept. 29	WSan Diego Navy.....	41-7	H	26,574
Oct. 6	WWashington (5:54)..12	20-13	A	43,747
Oct. 13	W	..14.Oregon State.....18	16-14	H	36,400
Oct. 20	W	..11.California (U)(2:44)..1	21-14*	A	c81,490
Oct. 27	W	..6.Texas Christian.....	28-26	H	50,732
Nov. 3	W	..7.Army (Cold).....	28-6	N1	16,508
Nov. 10	L	..6.Stanford (HC)(2:00)..7	20-27	H	96,130
Nov. 24	L	..11.UCLA.....18	7-21	H	71,738
Dec. 1	L	..20.Notre Dame (R)(6:00)	12-19±	H	55,783
		(7-3-0, 4-2-0, 4th)	224-168			507,978

N1-Yankee Stadium, New York City, New York
 *-Ended California's 38-game regular season undefeated streak
 +-USC's first national telecast

1952

Coach: Jess Hill

Captains: Bob Van Doren, Lou Welsh

Sept. 19	W	..16.Washington State (N).	35-7	H	58,288
Sept. 26	W	..16.Northwestern (N).....	31-0	H	59,756
Oct. 4	W	..7.Army.....	22-0	H	48,433
Oct. 10	W	..7.San Diego Navy (N)...	20-6	H	40,137
Oct. 18	W	..7.Oregon State.....	28-6	N1	17,438
Oct. 25	W	..7.California (HC).....4	10-0	H	94,677
Nov. 8	W	..6.Stanford.....	54-7	A	55,000
Nov. 15	W	..5.Washington (R).....17	33-0	H	35,852
Nov. 22	W	..4.UCLA.....3	14-12	A	96,869
Nov. 29	L	..2.Notre Dame (U)(Cold).7	0-9	A	c58,394
		(9-1-0, 6-0-0, 1st)	247-47			564,844

ROSE BOWL

Jan. 1	W	..5.Wisconsin.....11	7-0	N2	c101,500
		(10-1-0)	254-47			666,344

N1-Multnomah Stadium, Portland, Oregon
 N2-Rose Bowl, Pasadena, California

1953

Coach: Jess Hill

Captains: George Bozanic, Tom Nickoloff

Sept. 19	W	..8.Washington State.....	29-13	A	19,000
Sept. 26	W	..8.Minnesota.....	17-7	H	66,698
Oct. 2	W	..7.Indiana (N).....	27-14	H	49,578
Oct. 10	T	..7.Washington(R)(SC-12:52)	13-13	A	31,816
Oct. 17	W	..13.Oregon State.....	37-0	H	34,163
Oct. 24	W	..11.California.....	32-20	A	78,000
Oct. 31	L	..7.Oregon (U)(13:38)....	7-13	N1	17,772
Nov. 7	W	..17.Stanford (HC)(0:14).11	23-20	H	79,015
Nov. 21	L	..9.UCLA.....5	0-13	H	85,366
Nov. 28	L	..20.Notre Dame.....2	14-48	H	97,952
		(6-3-1, 4-2-1, 3rd)	199-161			559,360

N1-Multnomah Stadium, Portland, Oregon

1954

Coach: Jess Hill

Captains: Ed Fouch, Lindon Crow

Sept. 17	W	..17.Washington State (N)	39-0	H	37,645
Sept. 24	W	..15.Pittsburgh (N).....	27-7	H	50,253
Oct. 2	W	..9.Northwestern.....	12-7	A	30,725
Oct. 8	L	..9.Texas Christian (N)(U)	7-20	H	52,705
Oct. 16	WOregon.....	24-14	N1	22,766
Oct. 23	W	..17.California.....	29-27	H	66,342
Oct. 30	W	..13.Oregon State.....	30-0	H	30,065
Nov. 6	W	..10.Stanford.....	21-7	A	28,000
Nov. 13	W	..8.Washington (HC).....	41-0	H	36,108
Nov. 20	L	..7.UCLA.....2	0-34	A	c102,548
Nov. 27	L	..17.Notre Dame (R)(5:57).4	17-23	A	c56,438
		(8-3-0, 6-1-0, 2nd*)	251-139			513,595

ROSE BOWL

Jan. 1	L	..17.Ohio State (R).....1	7-20	N2	89,191
		(8-4-0)	258-159			602,786

N1-Multnomah Stadium, Portland, Oregon
 N2-Rose Bowl, Pasadena, California
 *-UCLA finished first in PCC, but was ineligible for Rose Bowl because of the PCC's "no-repeat" rule

1955

Coach: Jess Hill

Captains: George Galli, Marv Goux

Sept. 17	W	..13.Washington State.....	50-12	H	35,384
Sept. 23	W	..9.Oregon (N).....	42-15	H	37,538
Sept. 30	W	..9.Texas (N).....	19-7	H	62,033
Oct. 6	L	..10.Washington (R)(6:07).18	0-7	A	35,955
Oct. 14	W	..16.Wisconsin (N).....6	33-21	H	75,114
Oct. 22	W	..10.California.....	33-6	A	51,000
Oct. 29	L	..10.Minnesota (Sn).....	19-25	A	c64,592
Nov. 5	L	..16.Stanford (HC).....	20-28	H	63,265
Nov. 19	LUCLA.....5	7-17	H	95,878
Nov. 26	WNotre Dame (U).....5	42-20	H	94,892
		(6-4-0, 3-3-0, 6th)	265-158			615,651

1956

Coach: Jess Hill

Captains: Jon Arnett, Ellsworth Kissinger

Sept. 22	W	..15.Texas (N).....	44-20*	A	47,000
Sept. 28	W	..6.Oregon State (N).....	21-13	H	53,714
Oct. 6	W	..10.Wisconsin.....	13-6	A	52,944
Oct. 20	W	..9.Washington.....	35-7	H	44,749
Oct. 27	L	..6.Stanford.....	19-27	A	70,000
Nov. 3	W	..20.Washington State.....	28-12	A	13,000
Nov. 10	W	..16.California (HC).....	20-7	H	41,628
Nov. 17	L	..14.Oregon.....	0-7	N1	14,480
Nov. 24	WUCLA.....	10-7	A	63,709
Dec. 1	W	..17.Notre Dame.....	28-20	H	64,538
		(8-2-0, 5-2-0, 2ndT)	218-126			465,762

N1-Multnomah Stadium, Portland, Oregon
 *-First USC night game outside California
 USC banned from Rose Bowl eligibility because of PCC penalty

1957

Coach: Don Clark

Captains: Jim Conroy, Mike Henry

Sept. 21	L	..19.Oregon State (N)....13	0-20	N1	36,855
Sept. 28	LMichigan.....10	6-16	H	44,739
Oct. 4	LPittsburgh (N).....	14-20	H	43,489
Oct. 19	LCalifornia.....	0-12	A	40,000
Oct. 26	LWashington State.....	12-13	H	24,902
Nov. 2	WWashington (6:30).....	19-12	A	30,172
Nov. 9	LStanford (HC).....	7-35	H	51,923
Nov. 16	L	..7.Oregon.....16	7-16	H	30,975
Nov. 23	LUCLA.....	9-20	H	64,818
Nov. 30	LNotre Dame (Sn)....12	12-40	A	54,793
		(1-9-0, 1-6-0, 7thT)	86-204			422,666

N1-Multnomah Stadium, Portland, Oregon
 USC banned from Rose Bowl eligibility because of PCC penalty

1958

Coach: Don Clark

Captains: Ken Antle, Monte Clark

Sept. 19	WOregon State (N)....12	21-0	H	40,286
Sept. 27	LMichigan.....	19-20	A	77,005
Oct. 3	LNorth Carolina (N).....	7-8	H	43,238
Oct. 11	LOregon.....15	0-25	N1	32,734
Oct. 18	LCalifornia (HC).....	12-14	H	34,872
Oct. 25	WWashington State (1:25)	14-6	N2	25,000
Nov. 1	WStanford.....	29-6	A	52,000
Nov. 8	WWashington.....	21-6	H	32,987
Nov. 22	TUCLA (USC-TD 6:50)..	15-15	A	58,507
Nov. 29	LNotre Dame.....18	13-20	H	66,903
		(4-5-1, 4-2-1, 3rd)	151-120			463,532

N1-Multnomah Stadium, Portland, Oregon
 N2-Spokane Memorial Stadium, Spokane, Washington

1959

Coach: Don Clark

Captains: Ron Mix, Willie Wood

Sept. 19	WOregon State (N)(R)....	27-6	N1	23,895
Sept. 25	W	..11.Pittsburgh (N).....	23-0	H	34,172
Oct. 2	W	..11.Ohio State (N).....14	17-0+	H	49,592
Oct. 17	W	..7.Washington (6:34).18	22-15	A	54,497
Oct. 24	W	..5.Stanford.....	30-28	H	44,209
Oct. 31	W	..6.California (12:13)....	14-7	A	37,000
Nov. 7	W	..6.West Virginia.....	36-0	H	34,066
Nov. 14	W	..4.Baylor.....	17-8	H	43,832
Nov. 21	L	..4.UCLA (HC)(U)(8:06)..	3-10	H	85,917
Nov. 28	L	..7.Notre Dame (U)(Cold)	6-16	A	48,682
		(8-2-0, 3-1-0, 1stT)	195-90			455,862

N1-Multnomah Stadium, Portland, Oregon
 +-Ohio State's first night game
 USC banned from post-season bowls because of NCAA penalty

1960

Coach: John McKay
Captains: Mike McKeever, George Van Vliet

Sept. 16	L	.6.Oregon State (N)(U)...	0-14	H	...	32,928
Sept. 24	LTexas Christian (N).....	6- 7	H	...	31,475
Oct. 1	LOhio State.....9	0-20	A	...	c83,204
Oct. 7	WGeorgia (N).....	10- 3	H	...	28,120
Oct. 15	WCalifornia.....	27-10	H	...	39,830
Oct. 29	WStanford.....	21-10	A	...	29,000
Nov. 5	LWashington (R).....7	0-34	H	...	43,475
Nov. 12	LBaylor (R).....	14-35	A	...	23,000
Nov. 19	WUCLA (HC)(U).....11	17- 6	A	...	66,865
Nov. 26	LNotre Dame (U)(R).....	0-17	H	...	28,297
		(4-6-0, 3-1-0, 2nd)	95-152			406,194

1961

Coach: John McKay
Captain: Britt Williams

Sept. 22	LGeorgia Tech (N).....	7-27	H	...	36,950
Sept. 29	WSouthern Methodist (N)	21-16	H	...	29,148
Oct. 7	LIowa.....1	34-35*	H	...	30,263
Oct. 14	LNotre Dame (R).....8	0-30	A	...	50,427
Oct. 21	WCalifornia.....	28-14	A	...	38,000
Oct. 28	WIllinois.....	14-10	H	...	28,694
Nov. 4	TWashington.....	0- 0	A	...	54,916
Nov. 11	WStanford (HC).....	30-15	H	...	36,598
Nov. 18	LPittsburgh.....	9-10	A	...	34,820
Nov. 25	LUCLA (R).....	7-10	H	...	57,580
		(4-5-1, 2-1-1, 2ndT)	150-167			397,396

*-USC scored touchdown with 0:48 left in game, but 2-point conversion attempt was unsuccessful

1962

Coach: John McKay
Captains: Marv Marinovich, Ben Wilson

Sept. 22	WDuke (U).....8	14- 7	H	...	26,400
Sept. 29	W	..9.Southern Methodist (N)	33- 3	A	...	14,000
Oct. 6	W	..6.Iowa.....	7- 0	A	...	55,300
Oct. 20	W	..3.California.....	32- 6	H	...	38,500
Oct. 27	W	..4.Illinois.....	28-16	A	...	31,375
Nov. 3	W	..3.Washington (HC).....9	14- 0	H	...	46,456
Nov. 10	W	..2.Stanford.....	39-14	A	...	41,000
Nov. 17	W	..2.Navy.....	13- 6	H	...	51,701
Nov. 24	W	..1.UCLA.....	14- 3	A	...	86,740
Dec. 1	W	..1.Notre Dame.....	25- 0	H	...	81,676
		(10-0-0, 4-0-0, 1st)	219- 55			473,148

ROSE BOWL

Jan. 1	W	..1.Wisconsin.....2	42-37	N1		c98,698
		(11-0-0)	261- 92			571,846

USC won national championship
N1-Rose Bowl, Pasadena, California

1963

Coach: John McKay
Captains: Pete Beathard, Willie Brown

Sept. 21	W	..1.Colorado (R).....	14- 0	A	...	27,000
Sept. 28	L	..1.Oklahoma.....3	12-17	H	...	39,345
Oct. 4	W	..8.Michigan State(N)(8:03)	13-10	H	...	59,137
Oct. 12	L	..7.Notre Dame (U)(6:28)	14-17	A	...	c59,135
Oct. 19	WOhio State.....4	32- 3	H	...	61,883
Oct. 26	WCalifornia.....	36- 6	A	...	41,000
Nov. 2	LWashington (Mud).....	7-22	A	...	c55,738
Nov. 9	WStanford (HC).....	25-11	H	...	57,035
Nov. 15	WOregon State (N).....	28-22	H	...	30,846
Nov. 30	WUCLA.....	26- 6*	H	...	82,460
		(7-3-0, 3-1-0, 2nd)	207-114			513,579

*-Originally scheduled for Nov. 23, but postponed because of assassination of President Kennedy

1964

Coach: John McKay
Captains: Craig Fertig, Bill Fisk

Sept. 18	WColorado (N).....	21- 0	H	...	39,173
Sept. 26	WOklahoma.....2	40-14	A	...	61,700
Oct. 3	L	..2.Michigan State.....	7-17	A	...	70,102
Oct. 10	WTexas A&M (N).....	31- 7	H	...	42,295
Oct. 17	LOhio State.....2	0-17	A	...	c84,315
Oct. 24	WCalifornia (0:50).....	26-21	H	...	48,105
Oct. 31	LWashington (HC)(4:49)	13-14	H	...	50,577
Nov. 7	WStanford.....	15-10	A	...	55,000
Nov. 21	WUCLA.....	34-13	A	...	62,108
Nov. 28	WNotre Dame (U)(1:33).1	20-17	H	...	83,840
		(7-3-0, 3-1-0, 1stT*)	207-130			597,215

*-Oregon State selected as AAWU representative in Rose Bowl

1965

Coach: John McKay
Captains: Chuck Arrobio, Mike Garrett

Sept. 17	T	..7.Minnesota (N)(SC-6:24)	20-20	H	...	58,497
Sept. 25	WWisconsin.....	26- 6	A	...	52,706
Oct. 2	WOregon State (N).....	26-12	H	...	52,100
Oct. 9	W	..8.Washington.....	34- 0	A	...	c57,533
Oct. 16	W	..6.Stanford.....	14- 0	H	...	61,618
Oct. 23	L	..4.Notre Dame (R).....7	7-28	A	...	c59,235
Nov. 6	W	..6.California.....	35- 0	A	...	52,000
Nov. 13	W	..6.Pittsburgh.....	28- 0	H	...	40,339
Nov. 20	L	..6.UCLA (HC)(2:39).....7	16-20	H	...	c94,085
Nov. 27	W	..8.Wyoming.....	56- 6	H	...	39,233
		(7-2-1, 4-1-0, 2nd)	262-92			567,346

1966

Coach: John McKay
Captains: Nate Shaw, Rod Sherman

Sept. 17	W	..9.Texas.....	10- 6	A	...	42,000
Sept. 24	W	..5.Wisconsin (N).....	38- 3*	H	...	52,325
Oct. 1	W	..5.Oregon State (N).....	21- 0	N1	...	29,217
Oct. 8	W	..6.Washington (N)(14:36)	17-14	H	...	55,960
Oct. 15	W	..5.Stanford.....	21- 7	A	...	61,500
Oct. 22	W	..5.Clemson.....	30- 0	H	...	44,614
Oct. 28	L	..5.Miami (Fla.) (N)(14:56)	7-10	A	...	51,156
Nov. 5	W	..9.California (HC).....	35- 9	H	...	47,199
Nov. 19	L	..7.UCLA (6:20).....8	7-14	A	...	81,980
Nov. 26	L	..10.Notre Dame.....1	0-51	H	...	88,520
		(7-3-0, 4-1-0, 1st)	186-114			554,471

ROSE BOWL

Jan. 2	LPurdue.....7	13-14+ N2..			c100,807
		(7-4-0)	199-128			655,278

N1-Multnomah Stadium, Portland, Oregon

N2-Rose Bowl, Pasadena, California

*-USC's 400th victory

+ -USC scored touchdown with 2:28 left, but 2-point conversion failed

1967

Coach: John McKay
Captains: Tim Rossovich, Adrian Young

Sept. 15	W	..7.Washington State (N).	49- 0	H	...	44,364
Sept. 23	W	..4.Texas (N).....5	17-13	H	...	67,705
Sept. 30	W	..2.Michigan State.....	21-17	A	...	c75,287
Oct. 7	W	..1.Stanford (N).....	30- 0	H	...	62,598
Oct. 14	W	..1.Notre Dame.....5	24- 7	A	...	c59,075
Oct. 21	W	..1.Washington.....	23- 6	A	...	c58,754
Oct. 28	W	..1.Oregon (HC).....	28- 6	H	...	48,807
Nov. 4	W	..1.California.....	31-12	A	...	43,028
Nov. 11	L	..1.Oregon State (R).....	0- 3	A	...	c41,494
Nov. 18	W	..4.UCLA (10:38).....1	21-20	H	...	c90,772
		(9-1-0, 6-1-0, 1st)	244- 84			591,884

ROSE BOWL

Jan. 1	W	..1.Indiana.....4	14- 3	N1		c102,946
		(10-1-0)	258-87			694,830

USC won national championship

N1-Rose Bowl, Pasadena, California

1968

Coach: John McKay
Captains: O.J. Simpson, Steve Sogge

Sept. 21	W	..2.Minnesota (R).....16	29-20*	A	...	c60,820
Sept. 28	W	..3.Northwestern.....	24- 7	A	...	47,277
Oct. 5	W	..2.Miami (Fla.) (N).....13	28- 3	H	...	71,189
Oct. 12	W	..2.Stanford (11:51).....18	27-24	A	...	c81,000
Oct. 19	W	..1.Washington (5:07).....	14- 7	H	...	60,990
Nov. 2	W	..1.Oregon (R)(1:12).....	20-13	A	...	33,500
Nov. 9	W	..1.California (HC).....11	35-17	H	...	80,871
Nov. 16	W	..1.Oregon State.....13	17-13+	H	...	59,236
Nov. 23	W	..1.UCLA.....	28-16	A	...	75,066
Nov. 30	T	..2.Notre Dame(USC-10:14).9	21-21	H	...	82,659
		(9-0-1, 6-0-0, 1st)	239-141			652,608

ROSE BOWL

Jan. 1	L	..2.Ohio State.....1	16-27	N1		c102,063
		(9-1-1)	255-168			754,671

N1-Rose Bowl, Pasadena, California

*-USC scored 2 touchdowns in last 4:00 of game

+ -All USC points scored in fourth quarter

ALL-TIME USC RECORD

1969

Coach: John McKay
Captains: Jim Gunn, Bob Jensen

Sept. 20	W	.5.Nebraska.....	31-21	A	c67,058
Sept. 27	W	.5.Northwestern (N).....	48- 6	H	56,589
Oct. 4	W	.5.Oregon State.....	31- 7	A	c38,013
Oct. 11	W	.4.Stanford (N)(0:00)..16	26-24	H	82,812
Oct. 18	T	.3.Notre Dame(ND-6:51).11	14-14	A	c59,075
Oct. 25	W	.7.Georgia Tech (HC).....	29-18	H	53,341
Nov. 1	W	.6.California (0:57).....	14- 9	A	51,000
Nov. 8	W	.6.Washington State.....	28- 7	H	47,158
Nov. 15	W	.6.Washington.....	16- 7	A	51,403
Nov. 22	W	.5.UCLA (1:32).....6 (9-0-1, 6-0-0, 1st)	14-12	H	c90,814 251-125 597,263

ROSE BOWL

Jan. 1	W	.5.Michigan.....7 (10-0-1)	10- 3	N1...	c103,878 261-128 701,141
--------	---	-------------------------------	-------	-------	-------	-----------------------------

N1-Rose Bowl, Pasadena, California

1970

Coach: John McKay
Captains: Charlie Weaver, Bob Chandler

Sept. 12	W	.3.Alabama (N).....16	42-21	N1...	c72,175
Sept. 19	T	.3.Nebraska (N)(6:44-SC).9	21-21	H	73,768
Sept. 26	W	.7.Iowa.....	48- 0	A	56,131
Oct. 3	W	.5.Oregon State (N).....	45-13	H	57,769
Oct. 10	L	.4.Stanford.....12	14-24	A	c86,000
Oct. 17	W	.11.Washington (N).....	28-25	H	56,166
Oct. 24	L	.10.Oregon (R)(U)(13:05)	7-10	A	34,000
Oct. 31	L	.18.California (HC)(4:59)	10-13	H	54,750
Nov. 7	WWashington State.....	70-33	N2...	14,500
Nov. 21	LUCLA (N).....	20-45	A	78,773
Nov. 28	WNotre Dame (R)(U)....4 (6-4-1, 3-4-0, 6thT)	38-28	H	64,694 343-233 648,726

N1-Legion Field, Birmingham, Alabama

N2-Joe Albi Stadium, Spokane, Washington

1971

Coach: John McKay
Captains: John Vella, Willie Hall

Sept. 10	L	.5.Alabama (N).....16	10-17	H	67,781
Sept. 18	W	.17.Rice (N).....	24- 0	A	22,000
Sept. 25	W	.16.Illinois (N).....	28- 0	H	49,390
Oct. 2	L	.17.Oklahoma.....8	20-33	A	61,826
Oct. 9	LOregon (N)(U)(7:43)....	23-28	H	50,111
Oct. 16	LStanford (N)(R).....15	18-33	H	65,375
Oct. 23	WNotre Dame (U).....6	28-14	A	c59,075
Oct. 30	W	.20.California.....	28- 0	A	54,000
Nov. 6	W	.17.Washington State (HC)	30-20	H	57,432
Nov. 13	W	.15.Washington (2:08)..19	13-12	A	c59,982
Nov. 20	T	.15.UCLA.....7-7 (6-4-1, 3-2-1, 2nd)	7- 7	H	68,426 229-164 615,034

1972

Coach: John McKay
Captains: Sam Cunningham, John Grant

Sept. 9	W	.8.Arkansas (N).....4	31-10	N1...	c54,461
Sept. 16	W	.1.Oregon State (N).....	51- 6	H	56,305
Sept. 23	W	.1.Illinois.....	55-20	A	61,277
Sept. 30	W	.1.Michigan State (N).....	51- 6	H	63,934
Oct. 7	W	.1.Stanford.....15	30-21	A	c84,000
Oct. 14	W	.1.California.....	42-14	H	56,488
Oct. 21	W	.1.Washington (HC)...18	34- 7	H	59,151
Oct. 28	W	.1.Oregon (R).....	18- 0	A	32,000
Nov. 4	W	.1.Washington State.....	44- 3	N2...	46,000
Nov. 18	W	.1.UCLA (N).....14	24- 7	A	82,929
Dec. 2	W	.1.Notre Dame.....10 (11-0-0, 7-0-0, 1st)	45-23	H	75,243 425-117 671,788

ROSE BOWL

Jan. 1	W	.1.Ohio State.....3 (12-0-0)	42-17	N3...	c106,869 467-134 778,657
--------	---	---------------------------------	-------	-------	-------	-----------------------------

USC won national championship

N1-War Memorial Stadium, Little Rock, Arkansas

N2-Husky Stadium, Seattle, Washington

N3-Rose Bowl, Pasadena, California

1973

Coach: John McKay
Captains: Lynn Swann, Artimus Parker

Sept. 15	W	.1.Arkansas (N).....	17- 0	H	73,231
Sept. 22	W	.1.Georgia Tech.....	23- 6	A	58,228
Sept. 29	T	.1.Oklahoma (N).....8	7- 7	H	84,016
Oct. 6	W	.4.Oregon State (R).....	21- 7	A	21,732
Oct. 13	W	.4.Washington State.....	46-35	H	50,975
Oct. 20	W	.6.Oregon (HC).....	31-10	H	53,155
Oct. 27	L	.6.Notre Dame (R).....8	14-23	A	c59,075
Nov. 3	W	.9.California.....	50-14	A	48,000
Nov. 10	W	.8.Stanford (0:03).....	27-26*	H	63,806
Nov. 17	W	.9.Washington.....	42-19	A	55,500
Nov. 24	W	.9.UCLA.....8 (9-1-1, 7-0-0, 1st)	23-13	H	88,037 301-160 655,755

ROSE BOWL

Jan. 1	L	.7.Ohio State.....4 (9-2-1)	21-42	N1...	c105,267 322-202 761,510
--------	---	--------------------------------	-------	-------	-------	-----------------------------

N1-Rose Bowl, Pasadena, California

*-USC scored 10 points in last 2:10

1974

Coach: John McKay
Captains: Pat Haden, Richard Wood

Sept. 14	L	.5.Arkansas (N).....20	7-22	N1...	c54,622
Sept. 28	W	.18.Pittsburgh.....8	16- 7	A	52,934
Oct. 5	W	.9.Iowa.....	41- 3	H	52,095
Oct. 12	W	.7.Washington State (N).	54- 7	N2...	32,000
Oct. 19	W	.6.Oregon.....	16- 7	A	32,500
Oct. 26	W	.6.Oregon State (HC)....	31-10	H	52,392
Nov. 2	T	.6.California.....	15-15	H	53,921
Nov. 9	W	.11.Stanford.....	34-10	A	c83,500
Nov. 16	W	.8.Washington.....	42-11	H	51,157
Nov. 23	W	.8.UCLA.....	34- 9	A	82,467
Nov. 30	W	.6.Notre Dame.....5 (9-1-1, 6-0-1, 1st)	55-24*	H	83,552 345-125 631,140

ROSE BOWL

Jan. 1	W	.5.Ohio State (2:03)....3 (10-1-1)	18-17	N3	c106,721 363-142 737,861
--------	---	---------------------------------------	-------	----	-------	-----------------------------

USC won national championship

N1-War Memorial Stadium, Little Rock, Arkansas

N2-Joe Albi Stadium, Spokane, Washington

N3-Rose Bowl, Pasadena, California

*-USC trailed 24-0 late in second quarter before scoring 55 unanswered points in less than 17 minutes

1975

Coach: John McKay
Captains: Kevin Bruce, Danny Reece

Sept. 12	W	.4.Duke (N).....	35- 7	H	56,727
Sept. 19	W	.4.Oregon State (N).....	24- 7	H	50,165
Sept. 27	W	.3.Purdue.....	19- 6	H	56,170
Oct. 4	W	.3.Iowa.....	27-16	A	54,600
Oct. 11	W	.3.Washington State.....	28-10	H	47,468
Oct. 18	W	.3.Oregon (HC).....	17- 3	H	50,542
Oct. 25	W	.3.Notre Dame.....14	24-17	A	c59,075
Nov. 1	L	.4.California.....	14-28	A	58,871
Nov. 8	L	.9.Stanford (0:00).....	10-13	H	68,249
Nov. 15	L	.13.Washington (R)(8:23)	7- 8	A	53,700
Nov. 28	LUCLA (N).....14 (7-4-0, 3-4-0, 5th)	22-25	H	80,927 227-140 636,494

LIBERTY BOWL

Dec. 22	WTexas A&M (U)(N)....2 (8-4-0)	20- 0	N1...	52,129 247-140 688,623
---------	---	---------------------------------------	-------	-------	-------	---------------------------

N1-Liberty Bowl Memorial Stadium, Memphis, Tennessee

1976

Coach: John Robinson
Captains: Ricky Bell, Vince Evans, Eric Williams

Sept. 11	L	.8.Missouri (N).....	25-46	H	49,535
Sept. 18	WOregon (N).....	53- 0	A	c40,600
Sept. 25	W	.19.Purdue.....	31-13	A	65,425
Oct. 2	W	.13.Iowa (N).....	55- 0	H	55,518
Oct. 9	W	.11.Washington State (N)	23-14	N1...	37,268
Oct. 23	W	.7.Oregon State (HC)....	56- 0	H	53,216
Oct. 30	W	.4.California.....	20- 6	H	60,323
Nov. 6	W	.4.Stanford.....	48-24	A	76,500
Nov. 13	W	.3.Washington.....	20- 3	H	49,264
Nov. 20	W	.3.UCLA.....2	24-14	A	c90,519
Nov. 27	W	.3.Notre Dame.....13 (10-1-0, 7-0-0, 1st)	17-13	H	76,561 372-133 654,729

ROSE BOWL

Jan. 1	W	.3.Michigan.....2 (11-1-0)	14- 6	N2	c106,182 386-139 760,911
--------	---	-------------------------------	-------	----	-------	-----------------------------

N1-Kingdome, Seattle, Washington

N2-Rose Bowl, Pasadena, California

1977

Coach: John Robinson
Captains: Rob Hertel, Clay Matthews

Sept. 10	W	..4.Missouri.....	27-10	A	c65,298
Sept. 17	W	..2.Oregon State (N)(11:48)	17-10	A	31,143
Sept. 24	W	..2.Texas Christian.....	51- 0	H	54,620
Sept. 30	W	..2.Washington State (N)..	41- 7*	H	61,809
Oct. 8	L	..1.Alabama.....	20-21%	H	63,140
Oct. 15	W	..6.Oregon (HC).....	33-15	H	51,120
Oct. 22	L	..5.Notre Dame.....	19-49	A	c59,075
Oct. 29	L	..10.California.....	14-17	A	c76,780
Nov. 5	W	..16.Stanford.....	49- 0	H	65,101
Nov. 12	L	..14.Washington.....	10-28	A	c59,501
Nov. 25	WUCLA (N)(0:02).....	<u>29-27</u>	H	<u>86,168</u>
		(7-4-0, 5-2-0, 2ndT)	310-184			673,755
BLUEBONNET BOWL						
Dec. 31	W	..20.Texas A&M (N).....	<u>47-28</u>	N1	<u>c52,842</u>
		(8-4-0)	357-212			726,597

N1-Astrodome, Houston, Texas
*-USC's 500th victory
%-USC scored touchdown with 0:35 left, but 2-point conversion attempt failed

1978

Coach: John Robinson
Captains: Lynn Cain, Rich Dimler

Sept. 9	W	..9.Texas Tech.....	17- 9	H	50,321
Sept. 16	W	..8.Oregon (N).....	37-10	A	31,000
Sept. 23	W	..7.Alabama.....	24-14	N1	c77,313
Sept. 29	W	..3.Michigan State (N).....	30- 9	H	65,319
Oct. 14	L	..2.Arizona State (N).....	7-20	A	c70,138
Oct. 21	W	..7.Oregon State (HC).....	38- 7	H	53,734
Oct. 28	W	..6.California.....	42-17	H	56,954
Nov. 4	W	..6.Stanford.....	13- 7	A	c84,084
Nov. 11	W	..5.Washington (R).....	28-10	H	54,071
Nov. 18	W	..5.UCLA.....	17-10	A	c90,387
Nov. 25	W	..3.Notre Dame (0:02)....	<u>27-25</u>	H	<u>84,256</u>
Dec. 2	W	..3.Hawai'i (N).....	<u>21- 5</u>	A	<u>c48,767</u>
		(11-1-0, 6-1-0, 1st)	301-143			766,344
ROSE BOWL						
Jan. 1	W	..3.Michigan.....	<u>17-10</u>	N2	<u>c105,629</u>
		(12-1-0)	318-153			871,973

USC won national championship
N1-Legion Field, Birmingham, Alabama
N2-Rose Bowl, Pasadena, California

1979

Coach: John Robinson
Captains: Dennis Johnson, Charles White

Sept. 8	W	..1.Texas Tech (N).....	21- 7	A	c52,991
Sept. 15	W	..1.Oregon State.....	42- 5	A	32,000
Sept. 22	W	..1.Minnesota.....	48-14	H	61,766
Sept. 29	W	..1.LSU (N)(0:32).....	<u>17-12</u>	A	<u>c78,322</u>
Oct. 6	W	..1.Washington State.....	50-21	H	55,117
Oct. 13	T	..1.Stanford (HC)(SU-4:30)	21-21	H	76,067
Oct. 20	W	..4.Notre Dame.....	42-23	A	c59,075
Oct. 27	W	..3.California.....	24-14	A	c76,780
Nov. 3	W	..3.Arizona.....	34- 7	H	62,054
Nov. 10	W	..4.Washington (11:50)....	24-17	A	c60,527
Nov. 24	W	..4.UCLA.....	<u>49-14</u>	H	<u>c88,214</u>
		(10-0-1, 6-0-1, 1st)	372-155			702,913
ROSE BOWL						
Jan. 1	W	..3.Ohio State (1:32).....	<u>17-16</u>	N1	<u>c105,526</u>
		(11-0-1)	389-171			808,439

N1-Rose Bowl, Pasadena, California

1980

Coach: John Robinson
Captains: Ronnie Lott, Keith Van Horne

Sept. 13	W	..5.Tennessee (N)(0:00)..	20-17	A	c95,049
Sept. 20	W	..4.South Carolina (N)....	23-13	H	58,385
Sept. 27	W	..5.Minnesota.....	24- 7	A	c55,115
Oct. 4	W	..4.Arizona State (HC)....	23-21	H	69,052
Oct. 11	W	..2.Arizona (N).....	27-10	A	c54,789
Oct. 18	T	..2.Oregon.....	7- 7	A	c42,733
Nov. 1	W	..7.California.....	60- 7	H	55,658
Nov. 8	W	..4.Stanford.....	34- 9	A	c84,892
Nov. 15	L	..2.Washington (U).....	10-20*	H	55,515
Nov. 22	L	..12.UCLA (2:07).....	<u>17-20</u>	A	<u>83,491</u>
Dec. 6	W	..17.Notre Dame.....	<u>20- 3</u>	H	<u>82,663</u>
		(8-2-1, 4-2-1, 3rd)	265-134			737,342

USC banned from post-season bowls because of Pacific-10 penalty
*-Ended USC 28-game unbeaten streak

1981

Coach: John Robinson
Captains: Marcus Allen, Chip Banks

Sept. 12	W	..5.Tennessee (N).....	43- 7	H	62,147
Sept. 19	W	..2.Indiana.....	21- 0	A	51,167
Sept. 26	W	..1.Oklahoma (0:02)....	<u>28-24</u>	H	<u>85,651</u>
Oct. 3	W	..1.Oregon State.....	56-22	A	33,000
Oct. 10	L	..1.Arizona (U).....	10-13	H	56,315
Oct. 17	W	..7.Stanford (HC).....	25-17	H	76,291
Oct. 24	W	..5.Notre Dame (4:52)....	14- 7	A	c59,075
Oct. 31	W	..4.Washington State..	41-17	H	60,972
Nov. 7	W	..3.California.....	21- 3	A	74,000
Nov. 14	L	..3.Washington.....	3-13	A	47,347
Nov. 21	W	..10.UCLA (2:14).....	<u>22-21</u>	H	<u>c89,432</u>
		(9-2-0, 5-2-0, 2ndT)	284-144			695,397
FIESTA BOWL						
Jan. 1	L	..8.Penn State.....	<u>10-26</u>	N1	<u>c71,053</u>
		(9-3-0)	294-170			766,450

N1-Sun Devil Stadium, Tempe, Arizona

1982

Coach: John Robinson
Captains: George Achica, Joey Browner, Bruce Matthews

Sept. 11	L	..10.Florida.....	9-17	A	c73,238
Sept. 18	W	..19.Indiana.....	28- 7	H	50,724
Sept. 25	W	..18.Oklahoma.....	12- 0	A	c75,008
Oct. 2	W	..16.Oregon.....	38- 7	H	47,181
Oct. 16	W	..14.Stanford.....	41-21	A	75,185
Oct. 23	W	..12.Oregon State (HC)....	38- 0	H	50,035
Oct. 30	L	..12.Arizona State (N)....	10-17	A	c71,071
Nov. 6	W	..16.California.....	42- 0	H	54,670
Nov. 13	W	..16.Arizona (N).....	48-41	A	c55,110
Nov. 20	L	..15.UCLA.....	19-20*	A	c95,763
Nov. 27	W	..17.Notre Dame (0:48)....	<u>17-13</u>	H	<u>76,459</u>
		(8-3-0, 5-2-0, 3rdT)	302-143			724,444

USC banned from post-season bowls because of NCAA penalty
*-USC scored touchdown with 0:00 left, but 2-point conversion attempt failed

1983

Coach: Ted Tollner
Captains: Tony Brewer, Jeff Brown, Keith Browner, Fred Cornwell, Tony Slaton

Sept. 10	T	..9.Florida (USC-0:00)....	19-19	H	53,948	
Sept. 17	W	..14.Oregon State (N).....	33-10	A	28,000	
Sept. 24	L	..10.Kansas (U).....	20-26	H	49,255	
Oct. 1	LSouth Carolina (N)....	14-38	A	c74,200	
Oct. 8	WWashington State.....	38-17	H	43,106	
Oct. 15	LArizona State (HC)....	14-34	H	58,664	
Oct. 22	LNotre Dame.....	6-27	A	c59,075	
Oct. 29	WCalifornia.....	19- 9	A	65,867	
Nov. 5	WStanford.....	30- 7	H	50,867	
Nov. 12	LWashington.....	18	0-24*	A	c60,690
Nov. 19	LUCLA.....	<u>17-27</u>	H	<u>83,763</u>	
		(4-6-1, 4-3-0, 4th)	210-238			624,435	

USC banned from post-season bowls because of NCAA penalty
*-First shutout of USC in 187 games

1984

Coach: Ted Tollner
Captains: Neil Hope, Ken Ruetggers

Sept. 8	WUtah State.....	42- 7	H	45,067
Sept. 22	W	..17.Arizona State (N)(9:14)	6- 3	A	c70,219
Sept. 29	L	..15.LSU.....	3-23	H	60,128
Oct. 6	WWashington State.....	29-27	A	33,000
Oct. 13	WOregon.....	19- 9	A	29,581
Oct. 20	WArizona (HC).....	17-14	H	65,411
Oct. 27	W	..20.California.....	31- 7	H	52,692
Nov. 3	W	..18.Stanford.....	20-11	A	74,432
Nov. 10	W	..12.Washington.....	16- 7	H	71,838
Nov. 17	L	..7.UCLA.....	10-29	A	90,096
Nov. 24	L	..14.Notre Dame (R).....	<u>7-19</u>	H	<u>66,342</u>
		(8-3-0, 7-1-0, 1st)	200-156			658,806

ROSE BOWL						
Jan. 1	W	..18.Ohio State.....	<u>20-17</u>	N1	<u>c102,594</u>
		(9-3-0)	220-173			761,400

N1-Rose Bowl, Pasadena, California

ALL-TIME USC RECORD

1985

Coach: Ted Tollner
Captains: Matt Koart, Hank Norman

Sept. 7	W	.6.Illinois.....11	20-10	A	c76,369
Sept. 21	L	.3.Baylor (N)(U).....	13-20	H	53,246
Sept. 28	L	.18.Arizona State (N).....	0-24	A	c70,710
Oct. 5	W	...Oregon State (HC).....	63-0	H	50,624
Oct. 19	W	...Stanford.....	30-6	H	56,837
Oct. 26	L	...Notre Dame.....	3-37	A	c59,075
Nov. 2	W	...Washington State.....	31-13	H	46,954
Nov. 9	L	...California.....	6-14	A	63,500
Nov. 16	L	...Washington (0:56).....	17-20	A	c52,601
Nov. 23	W	...UCLA (1:13).....8	17-13	H	c90,064
Nov. 30	W	...Oregon.....	<u>20-6*</u>	N1	<u>c65,000</u>

(6-5-0, 5-3-0, 4thT)

ALOHA BOWL

Dec. 28	L	...Alabama.....15	<u>3-24</u>	N2	<u>35,183</u>
			(6-6-0)		223-187
					720,163

N1-Tokyo Olympic Memorial Stadium, Tokyo, Japan

N2-Aloha Stadium, Honolulu, Hawaii

*-Mirage Bowl

1986

Coach: Ted Tollner
Captains: Jeff Bregel, Tim McDonald

Sept. 13	W	...Illinois.....	31-16	H	51,496
Sept. 20	W	...Baylor (0:00).....9	17-14*	A	35,000
Sept. 27	W	.12.Washington.....6	20-10	H	58,023
Oct. 4	W	...Oregon (N).....	35-21	H	51,340
Oct. 11	L	...Washington State.....	14-34	A	26,000
Oct. 18	L	.15.Arizona State (HC).10	20-29	H	65,874
Oct. 25	W	...Stanford.....19	10-0	A	73,500
Nov. 1	W	...18.Arizona (N).....14	20-13	A	c55,046
Nov. 15	W	.13.California.....	28-3	H	48,019
Nov. 22	L	.10.UCLA.....18	25-45	A	c98,370
Nov. 29	L	.17.Notre Dame (0:00)....	<u>37-38</u>	H	<u>70,614</u>

(7-4-0, 5-3-0, 4thT)

CITRUS BOWL

Jan. 1	L	...Auburn.....10	<u>7-16</u>	N1	<u>c51,113</u>
			(7-5-0)		264-239
					684,395

N1-Orlando Stadium, Orlando, Florida

*-Final six minutes of the fourth quarter played in heavy rainstorm

1987

Coach: Larry Smith
Captains: Dave Cadigan, Greg Coquette

Sept. 7	L	...19.Michigan State (N).17	13-27+	A	c77,922
Sept. 19	W	...Boston College.....	23-17	H	46,205
Sept. 26	W	...California.....	31-14	A	62,000
Oct. 3	W	...Oregon State (N).....	48-14	H	47,979
Oct. 10	L	...Oregon.....	27-34	A	c39,587
Oct. 17	W	...Washington.....	37-23	A	c71,678
Oct. 24	L	...Notre Dame.....10	15-26	A	c59,075
Oct. 31	W	...Washington State (R)..	42-7	H	24,834
Nov. 7	W	...Stanford (HC).....	39-24	H	58,922
Nov. 14	W	...Arizona (1:11).....	12-10	H	51,428
Nov. 21	W	...UCLA (7:59).....5	<u>17-13</u>	H	<u>c92,516</u>

(8-3-0, 7-1-0, 1stT*)

ROSE BOWL

Jan. 1	L	.16.Michigan State (4:14).8	<u>17-20</u>	N1	<u>c103,847</u>
			(8-4-0)		321-229
					735,993

N1-Rose Bowl, Pasadena, California

+ -First night game at Spartan Stadium

*-USC received Rose Bowl bid by virtue of victory over UCLA

1988

Coach: Larry Smith
Captain: Rodney Peete

Sept. 1	W	.8.Boston College (N).....	34-7	A	c32,000
Sept. 10	W	...6.Stanford (1:19).....	24-20	A	59,000
Sept. 24	W	.4.Oklahoma.....3	23-7	H	86,124
Oct. 1	W	...3.Arizona (N).....	38-15	A	52,314
Oct. 8	W	...3.Oregon (HC).....18	42-14	H	63,452
Oct. 15	W	...3.Washington.....16	28-27	H	62,974
Oct. 29	W	...3.Oregon State.....	41-20	A	31,117
Nov. 5	W	...2.California.....	35-3	H	73,937
Nov. 12	W	...2.Arizona State.....	50-0	A	c72,023
Nov. 19	W	...2.UCLA.....6	31-22	A	c100,741
Nov. 26	L	...2.Notre Dame.....1	<u>10-27</u>	H	<u>c93,829</u>

(10-1-0, 8-0-0, 1st)

ROSE BOWL

Jan. 2	L	...5.Michigan.....11	<u>14-22</u>	N1	<u>c101,688</u>
			(10-2-0)		370-184
					829,199

N1-Rose Bowl, Pasadena, California

Note: USC celebrated its Athletic Centennial in 1988

1989

Coach: Larry Smith
Captains: Leroy Holt, Tim Ryan

Sept. 4	L	...5.Illinois (N)(U)2:19.22	13-14+	H	54,622
Sept. 16	W	.13.Utah State (N).....	66-10	H	50,249
Sept. 23	W	.12.Ohio State.....20	42-3	H	69,876
Sept. 30	W	.11.Washington St.(0:04).19	18-17	A	c38,434
Oct. 7	W	...9.Washington.....	24-16*	H	58,410
Oct. 14	W	...10.California.....	31-15	A	52,000
Oct. 21	L	...9.Notre Dame (5:18)...1	24-28	A	c59,075
Oct. 28	W	...10.Stanford (HC).....	19-0	H	67,411
Nov. 4	W	...9.Oregon State.....	48-6	H	65,430
Nov. 11	W	...9.Arizona.....25	24-3	A	52,606
Nov. 18	T	...8.UCLA (UCLA-13:43)..	<u>10-10</u>	H	<u>c86,672</u>

(8-2-1, 6-0-1, 1st)

ROSE BOWL

Jan. 1	W	.12.Michigan (1:10)....3	<u>17-10</u>	N1	<u>c103,450</u>
			(9-2-1)		336-132
					758,235

N1-Rose Bowl, Pasadena, California

*-600th USC victory

+ -Originally scheduled to be played in Moscow, USSR, as Glasnost Bowl, but

changed to Los Angeles because of "contract difficulties" with game's organizers

1990

Coach: Larry Smith
Captain: Don Gibson

Aug. 31	W	...9.Syracuse (N).....	34-16*	N1	57,293
Sept. 15	W	...6.Penn State.....	19-14	H	70,594
Sept. 22	L	...5.Washington.....21	0-31	A	c72,617
Sept. 29	W	.18.Ohio State (R)....12	35-26+	A	c89,422
Oct. 6	W	.15.Washington State (N)	30-17	H	59,357
Oct. 13	W	.16.Stanford.....	37-22	A	62,000
Oct. 20	L	.15.Arizona (HC)(U).....	26-35	H	68,212
Oct. 27	W	.21.Arizona State.....	13-6	A	64,715
Nov. 3	T	.21.California (Cal-1:22)..	31-31	H	62,974
Nov. 10	W	.23.Oregon State.....	56-7&	A	18,795
Nov. 17	W	.19.UCLA (0:16).....	45-42	A	c98,088
Nov. 24	L	.18.Notre Dame (N)....7	<u>6-10</u>	H	<u>c91,639</u>

(8-3-1, 5-2-1, 2nd)

JOHN HANCOCK BOWL

Dec. 31	L	.21.Michigan State....22	<u>16-17</u>	N2	<u>50,562</u>
			(8-4-1)		348-274
					866,268

N1-Giants Stadium, East Rutherford, New Jersey

N2-Sun Bowl, El Paso, Texas

*-Kickoff Classic VIII

+ -Game suspended, with 2:36 remaining, thunderstorm

&-700th consecutive USC game viewed by Trojan fan Giles Pellerin

1991

Coach: Larry Smith
Captain: Matt Gee

Sept. 2	L	.16.Memphis State (U)....	10-24	H	55,637
Sept. 14	W	...Penn State (N)(U)....5	21-10	H	64,758
Sept. 21	L	.22.Arizona State.....	25-32	H	59,623
Sept. 28	W	...Oregon (N).....	30-14	A	c45,948
Oct. 12	W	...Washington State.....	34-27	A	23,997
Oct. 19	L	...Stanford (HC)(1:11)....	21-24	H	61,265
Oct. 26	L	...Notre Dame.....5	20-24	A	c59,075
Nov. 2	L	...California.....10	30-52	A	70,000
Nov. 9	L	...Washington.....2	3-14	H	59,320
Nov. 16	L	...Arizona.....	14-31	A	41,053
Nov. 23	L	...UCLA.....25	<u>21-24</u>	H	<u>c84,623</u>

(3-8-0, 2-6-0, 8th)

FREEDOM BOWL

Dec. 29	L	.23.Fresno State (N) (U)..	<u>7-24</u>	N1	<u>50,745</u>
			(6-5-1)		264-249
					749,407

N1-Anaheim Stadium, Anaheim, California

*-San Diego State missed 2 field goal attempts in the last minute of the game

&-Ralphs Holiday Classic

+ -All USC points scored in fourth quarter

%-USC scored touchdown with 0:41 left, but 2-point conversion failed

Note: This was USC's 100th team

1993

Coach: John Robinson
Captains: Craig Gibson, Willie McGinest, Deon Strother

Aug. 29	L	.19.North Carolina (N)	20	9-31*+ N1..	49,309
Sept. 4	WHouston.....		49-7& H	49,438
Sept. 11	LPenn State.....	15	20-21% A	c95,992
Sept. 25	WWashington State (N)...		34-3 H	48,471
Oct. 2	LArizona.....	12	7-38 A	56,075
Oct. 9	WOregon.....		24-13 A	40,935
Oct. 16	WOregon State (HC).....		34-9 H	44,363
Oct. 23	LNotre Dame.....	2	13-31 A	c59,075
Oct. 30	WCalifornia.....		42-14 A	56,000
Nov. 6	WStanford.....		45-20 H	59,376
Nov. 13	WWashington.....	25	22-17= A	c72,202
Nov. 20	LUCLA.....	16	21-27 H	c93,458
		(7-5-0, 6-2-0, 1stT@)		320-231	724,694

FREEDOM BOWL

Dec. 30	WUtah (N).....		28-21 N1 ...	37,203
		(8-5-0)		292-270	761,897

N1-Anaheim Stadium, Anaheim, California
*-Disneyland Pigskin Classic
+-USC's first Sunday game
&-First football game in the renovated Coliseum
%-USC scored TD with 0:37 left, but 2-point conversion attempt failed
=-Ended Washington's 17-game home winning streak
@-USC finished in 3-way tie for conference championship, but UCLA received Rose Bowl bid by virtue of victories over Arizona and USC

1994

Coach: John Robinson
Captains: Tony Boselli, Jeff Kopp, Brian Williams

Sept. 3	W	.13.Washington (7:14)	23	24-17* H	54,538
Sept. 10	L	.14.Penn State.....	8	14-38 A	c96,463
Sept. 24	W	.19.Baylor (N).....	24	37-27 H	45,762
Oct. 1	L	.19.Oregon (U).....		7-22 H	44,232
Oct. 8	WOregon State.....		27-19% A	33,892
Oct. 15	WStanford.....		27-20 A	60,345
Oct. 22	WCalifornia (HC).....		61-0 H	55,213
Nov. 5	W	.22.Washington State(Cold)	16	23-10 A	36,686
Nov. 12	W	.17.Arizona.....	13	45-28 H	61,264
Nov. 19	L	.13.UCLA.....		19-31 A	91,815
Nov. 26	T	.17.Notre Dame(N)(Cold)(SC-4:53)		17-17& H	c90,217
		(7-3-1, 6-2-0, 2ndT)		301-229	670,427

COTTON BOWL

Jan. 2	W	.21.Texas Tech.....		55-14 N1 ...	c70,218
		(8-3-1)		356-243	740,645

N1-Cotton Bowl, Dallas, Texas
*-First football game in the post-earthquake renovated Coliseum
%-Micah Phillips scored USC's first-ever defensive extra point
&-750th consecutive USC game viewed by Trojan fan Giles Pellerin

1995

Coach: John Robinson
Captains: Terry Barnum, Errick Herrin

Sept. 9	W	.7.San Jose State.....		45-7 H	50,612
Sept. 16	W	.6.Houston (N).....		45-10 H	50,279
Sept. 23	W	.5.Arizona (N).....	25	31-10 A	c58,503
Sept. 30	W	.5.Arizona State.....		31-0 H	52,577
Oct. 7	W	.5.California.....		26-16 A	49,000
Oct. 14	W	.5.Washington State.....		26-14 H	51,131
Oct. 21	L	.5.Notre Dame (R).....	17	10-38 A	c59,075
Oct. 28	T	.13.Washington (USC-0:33)	17	21-21* A	c74,421
Nov. 4	W	.14.Stanford (HC)(0:39)...		31-30 H	62,368
Nov. 11	W	.12.Oregon State (N).....		28-10 A	21,851
Nov. 18	L	.11.UCLA		20-24 H	c91,363
		(8-2-1, 6-1-1, 1stT@)		314-180	621,183

ROSE BOWL

Jan. 1	W	.17.Northwestern	3	41-32± N1 ...	c100,102
		(9-2-1)		355-212	721,285

N1-Rose Bowl, Pasadena, California
*-Trailing 21-0, USC scored 21 unanswered points in fourth quarter
+-50th anniversary of Pac-10/Big Ten Rose Bowl agreement
@-USC won Pac-10 bid to Rose Bowl on basis of better overall record than Washington

1996

Coach: John Robinson
Captains: John Allred, Sammy Knight

Aug. 25	L	.7.Penn State.....	11	7-24* N1...	c77,716
Sept. 7	W	.19.Illinois.....		55-3 A....	56,504
Sept. 14	W	.16.Oregon State.....		46-17 H....	48,069
Sept. 21	W	.15.Houston.....		26-9 A....	21,035
Oct. 5	L	.17.California (U).....		15-22 H....	51,511
Oct. 12	WArizona.....		14-7 H....	51,088
Oct. 19	LArizona State (AS-1:30)	4	35-48+ A....	c74,947
Oct. 26	WWashington St. (Cold)(2:05)(N)		29-24 A....	33,111
Nov. 2	LWashington (HC).....	21	10-21 H....	60,039
Nov. 9	LStanford (N).....		20-24 A....	41,980
Nov. 23	LUCLA (UCLA-0:39)....		41-48& A....	80,644
Nov. 30	WNotre Dame (N)(U)(SC-1:50)	10	27-20@ H....	c90,296
		(6-6, 3-5, 5thT)		325-267	686,940

N1-Giants Stadium, East Rutherford, New Jersey
*-Kickoff Classic XIV
+-Two overtimes; USC's first overtime game
&-Two overtimes; UCLA scored 17 points in the final 6:12 of fourth quarter to erase 17-point deficit
@-One overtime; USC's first overtime game at the Coliseum

1997

Coach: John Robinson
Captains: Jonathan Himebauch, Brian Kelly

Sept. 6	L	.23.Florida State (N)(10:40)	5	7-14 H....	72,783
Sept. 13	L	.23.Washington State (4:18)		21-28 H....	51,655
Sept. 27	WCalifornia.....		27-17 A....	54,000
Oct. 4	WUNLV (N).....		35-21* H....	48,404
Oct. 11	LArizona State.....		7-35 A....	61,802
Oct. 18	WNotre Dame (1:05).....		20-17 A....	c80,225
Oct. 25	WOregon (N)(HC).....		24-22 H....	53,640
Nov. 1	LWashington.....	7	0-27 A....	73,401
Nov. 8	WStanford.....		45-21 H....	58,900
Nov. 15	WOregon State.....		23-0+ A....	20,938
Nov. 22	LUCLA.....	7	24-31 H....	c91,350
		(6-5, 4-4, 5thT)		233-233	667,098

*-100th collegiate victory for USC coach John Robinson; USC scored game's final 21 points
+-Ended USC's streak of 111 consecutive live football telecasts

1998

Coach: Paul Hackett
Captains: Adam Abrams, Chris Claiborne, Billy Miller, Chad Morton

Aug. 30	WPurdue (11:30 a.m.)....		27-17*+ H....	56,623
Sept. 12	W	.22.San Diego State (N)...		35-6 H....	49,927
Sept. 19	W	.18.Oregon State (N).....		40-20 H....	45,629
Sept. 26	L	.18.Florida State.....	10	10-30 A....	79,815
Oct. 3	W	.21.Arizona State.....		35-24@ H....	56,093
Oct. 10	L	.19.California (U)(3:30)....		31-32 H....	65,678
Oct. 17	WWashington State (Cold)(N)		42-14 A....	31,178
Oct. 24	LOregon.....	12	13-17 A....	c45,807
Oct. 31	WWashington (HC).....		33-10 H....	62,276
Nov. 7	WStanford.....		34-9 A....	43,250
Nov. 21	LUCLA.....	3	17-34% A....	c88,080
Nov. 28	WNotre Dame (N).....	9	10-0& H....	90,069
		(8-4, 5-3, 3rd T)		327-213	714,452

SUN BOWL

Dec. 31	LTCU (U).....		19-28 N1...	46,612
		(8-5)		346-241	761,064

N1-Sun Bowl, El Paso, Texas
*-Pigskin Classic IX
+-118 degrees on the field; USC scored 17 points in last 2:11 of game
@-USC outscored ASU 22-0 in fourth quarter
%-91-year-old USC "Super Fan" Giles Pellerin, who was viewing his 797th consecutive Trojan game, died of cardiac arrest at halftime in the Rose Bowl parking lot
&-First time Notre Dame was shut out since 1987
Note: This was the 75th anniversary of USC football in the Coliseum
This was Jack Ward's 40th anniversary as USC's head trainer

ALL-TIME USC RECORD

1999

Coach: Paul Hackett
 Captains: David Gibson, Chad Morton, Ifeanyi Ohalete

Sept. 4	W	.21.Hawaii (N).....	62-7	A....	c50,000
Sept. 18	W	.17.San Diego State.....	24-21	H....	53,966
Sept. 25	L	.16.Oregon (N)(UO-0:30)	30-33+	A....	c45,660
Oct. 2	WOregon State.....	37-29*	H....	43,795
Oct. 9	L	.22.Arizona.....	24-31	A....	51,418
Oct. 16	LNotre Dame (R)(2:40)	24-25%	A....	c80,012
Oct. 23	LStanford (14:56).....	31-35**	H....	57,494
Oct. 30	LCalifornia.....	7-17	A....	54,000
Nov. 6	LArizona State (HC).....	16-26	H....	53,382
Nov. 13	WWashington State.....	31-28	A....	23,065
Nov. 20	WUCLA.....	17-7	H....	91,384
Nov. 26	WLouisiana Tech.....25	45-19	H....	45,070
		(6-6, 3-5, 6thT)	348-278		649,246

+ -Three overtimes; USC's longest game ever
 *-USC's 1,000th game
 %-Trailing 24-3, Notre Dame scored 22 unanswered points in second half
 ** -USC led 21-0 in first quarter

2000

Coach: Paul Hackett
 Captains: Ennis Davis, Eric Denmon, Zeke Moreno, Petros Papadakis

Aug. 27	W	.15.Penn State.....22	29-5*	N1...	c78,902
Sept. 9	W	.11.Colorado (N) (0:13)....	17-14	H....	65,153
Sept. 23	W	.9.San Jose State.....	34-24+	H....	56,545
Sept. 30	L	.8.Oregon State.....	21-31&	A....	c33,775
Oct. 7	L	.18.Arizona.....	15-31	H....	49,342
Oct. 14	LOregon.....9	17-28	H....	54,031
Oct. 21	LStanford (0:00).....	30-32%	A....	50,125
Oct. 28	LCalifornia (HC).....	16-28	H....	54,393
Nov. 4	WArizona State (N) (AS-4:21)	44-38@	A....	49,865
Nov. 11	LWashington State (U)...	27-33	H....	40,565
Nov. 18	WUCLA (0:09).....	38-35	A....	c80,227
Nov. 25	LNotre Dame.....11	21-38	H....	81,342
		(5-7, 2-6, 8thT**)	309-337		694,265

N1-Giants Stadium, East Rutherford, New Jersey
 *-Kickoff Classic XVIII
 +-USC's 500th game in the Coliseum; Trailing 24-12, USC scored 22 unanswered points in fourth quarter
 &-Ended USC's Pac-10 record 26-game winning streak over Oregon State
 %-Stanford scored 12 points in final 5:22
 @-Two overtimes; Arizona State scored 29 consecutive second-half points to force overtime
 ** -USC's first-ever last place finish in conference play

2001

Coach: Pete Carroll
 Captains: Charlie Landrigan, Troy Polamalu, Antuan Simmons

Sept. 1	WSan Jose State.....	21-10	H....	45,568
Sept. 8	LKansas State.....12	6-10	H....	69,959
Sept. 22	LOregon (N)(0:12).....7	22-24	A....	c45,765
Sept. 29	LStanford.....	16-21	H....	53,962
Oct. 6	LWashington (0:00)....11	24-27	A....	c72,946
Oct. 13	WArizona State.....	48-17	H....	43,508
Oct. 20	LNotre Dame.....	16-27*	A....	c80,795
Oct. 27	WArizona (1:50).....	41-34	A....	46,399
Nov. 3	WOregon State (HC).....	16-13+	H....	44,880
Nov. 10	WCalifornia (R).....	55-14&	A....	33,506
Nov. 17	WUCLA.....20	27-0	H....	88,588
		(6-5, 5-3, 5th)	292-197		625,876

LAS VEGAS BOWL

Dec. 25 LUtah..... 6-10 N1... 22,385
 (6-6) 298-207 648,261
 N1-Sam Boyd Stadium, Las Vegas, Nevada
 *-75th anniversary of USC-Notre Dame series
 +-One overtime
 &-Ended USC's streak of 48 consecutive live football telecasts
 Note: This was the first season that USC lost 5 games by 5 points or less and the first season it lost twice in the final 12 seconds

2002

Coach: Pete Carroll
 Captains: Carson Palmer, Troy Polamalu

Sept. 2	W	.18.Auburn (N) (1:26).....	24-17*	H....	63,269
Sept. 14	W	.17.Colorado.....18	40-3	A....	c53,119
Sept. 21	L	.11.Kansas State (N).....25	20-27&	A....	49,276
Sept. 28	W	.18.Oregon State.....23	22-0	H....	56,417
Oct. 5	L	.18.Washington State.(WS-1:50).17	27-30+	A....	c36,861
Oct. 12	W	.20.California.....	30-28%	H....	63,113
Oct. 19	W	.19.Washington.....22	41-21#	H....	52,961
Oct. 26	W	.15.Oregon.....14	44-33@	A....	c56,754
Nov. 9	W	.10.Stanford.....	49-17	A....	44,950
Nov. 16	W	.8.Arizona State (HC).....	34-13	H....	73,923
Nov. 23	W	.7.UCLA.....25	52-21	A....	c91,084
Nov. 30	W	.6.Notre Dame (N).....7	44-13**	H....	c91,432
		(10-2, 7-1, 1stT^)	427-223		733,159

ORANGE BOWL

Jan. 2 W ..5.Iowa (N).....3 38-17++ N1...c75,971
 (11-2) 465-240 809,130

N1-Pro Player Stadium, Miami, Florida
 *-USC unveiled new jerseys, similar to those worn from 1958 to 1969 (a single crescent stripe on each shoulder and numbers on the sleeve)
 &-Terence Newman scored the first-ever defensive extra point against USC
 +-One overtime; USC's 300th game on live television
 %-Trailing 21-3, USC scored 27 unanswered points
 #-Tied at 7-7, USC scored 27 unanswered points
 @-Trailing 19-14 at halftime, USC scored 30 unanswered points; It was the largest crowd to see a football game in Oregon
 ** -USC's 610 yards of total offense, and Carson Palmer's 425 passing yards and 4 TD passes, were the most ever allowed by Notre Dame; Trailing 13-10, USC scored 34 unanswered points; USC's 62-point margin of victory over UCLA and Notre Dame were its most ever in a season
 ^ -Washington State received Rose Bowl bid by virtue of its victory over USC; USC received first-ever Bowl Championship Series bid
 ++-USC's first win in Florida in 5 tries; Trailing 10-7, USC scored 31 unanswered points
 Note: USC scored at least 30 points in its last 8 games (the first time in USC history)
 USC faced 9 AP-ranked teams, the most USC ever faced in a season.
 USC players wore a gold football-shaped decal on their helmets reading "Goux" in memory of legendary assistant coach Marv Goux, who passed away in July of 2002

2003

Coach: Pete Carroll
 Captains: Keary Colbert, Melvin Simmons

Aug. 30	W	.8.Auburn (N).....6	23-0*	A....	c86,063
Sept. 6	W	.4.BYU (N).....	35-18	H....	75,315
Sept. 13	W	.4.Hawaii.....	61-32	H....	73,654
Sept. 27	L	.3.California (U) (SC-0:16)..	31-34+	A....	51,208
Oct. 4	W	.10.Arizona State.....	37-17&	A....	56,527
Oct. 11	W	.9.Stanford (N).....	44-21**	H....	68,341
Oct. 18	W	.5.Notre Dame.....	45-14%	A....	c80,795
Oct. 25	W	.5.Washington.....	43-23	A....	c72,015
Nov. 1	W	.3.Washington State (HC).6	43-16	H....	82,478
Nov. 15	W	.2.Arizona (N).....	45-0^	A....	39,201
Nov. 22	W	.2.UCLA.....	47-22	H....	c93,172
Dec. 6	W	.2.Oregon State.....	52-28	H....	73,864
		(11-1, 7-1, 1st)	506-225		852,633

ROSE BOWL

Jan. 1 W ..1.Michigan.....4 28-14 N1...c93,849
 (12-1) 534-239 946,482

USC won national championship
 N1-Rose Bowl, Pasadena, California
 *-Worst season-opening loss in Auburn history
 +-Three overtimes; Cal's first win over a Top 5 team since 1975
 &-Trailing 17-10 just after halftime, USC scored 27 unanswered points
 ** -USC's 700th victory
 %-75th USC-Notre Dame game; Most points scored by a team in South Bend since 1960; USC scored game's final 31 points
 ^ -Arizona's first shutout in 146 games
 Note: USC players wore a football-shaped sticker on their helmets with "54" inside in gold lettering in memory of Drean Rucker, an incoming freshman linebacker who drowned in July of 2003

2004

Coach: Pete Carroll

Captains: Shaun Cody, Matt Grootegoed, Matt Leinart

Aug. 28	W	..1.Virginia Tech (N).....	24-13! N1...	c91,665
Sept. 11	W	..1.Colorado State (N).....	49-0 H....	85,521
Sept. 18	W	..1.BYU (N).....	42-10 A....	63,467
Sept. 25	W	..1.Stanford (6:15).....	31-28 A....	55,750
Oct. 9	W	..1.California.....7	23-17& H....	c90,008
Oct. 16	W	..1.Arizona State.....15	45-7+ H....	c90,211
Oct. 23	W	..1.Washington.....	38-0% H....	72,855
Oct. 30	W	..1.Washington State (Cold)	42-12# A....	c35,117
Nov. 6	W	..1.Oregon State (N)(Fog)(Cold)	28-20@ A....	c36,412
Nov. 13	W	..1.Arizona (N)(HC).....	49-9\$ H....	80,167
Nov. 27	W	..1.Notre Dame (N)(R).....	41-10**H....	c92,611
Dec. 4	W*	..1.UCLA.....	29-24 A....	<u>c88,442</u>
		(12*-0, 8*-0, 1st*)	441-150	882,226

ORANGE BOWL

Jan. 4	W*	..1.Oklahoma (N).....2	55-19=N2...	<u>c77,912</u>
		(13*-0)	496-169	960,138

USC won national championship

N1-FedEx Field, Landover, Maryland
 N2-Pro Player Stadium, Miami, Florida
 I-Black Coaches Association Football Classic
 &-ESPN's "College GameDay" pre-game show made its first visit to the Coliseum
 +-The 50 millionth fan (Jim Farrell of Long Beach) to see a USC football game, home and away, came through the gates
 %-Ended Washington's national-best active streak of consecutive games without being shut out at 271
 #-First time that a No. 1 team visited Martin Stadium
 @-After trailing 13-0 in second quarter, USC scored the next 28 points
 \$-Pac-10 record 15th consecutive Pac-10 home victory
 **-USC's school-record 21st consecutive home victory; trailing 10-3, USC scored final 38 points; ESPN's "College GameDay" pre-game show was at the Coliseum
 =-BCS Championship Game; trailing 7-0, USC scored next 28 points; first time that a pair of Heisman Trophy winners (Matt Leinart and Jason White) faced each other in a game (4 of the 2004 Heisman finalists were in the game); USC became just second team to hold AP No. 1 ranking from pre-season through the bowl and 10th team to win consecutive AP national championships; USC record 13th win in a season; school-record eighth season win by 30-plus points; school record seventh night game in a season
 *2 wins and Pac-10 title later vacated due to NCAA penalty (revised record: 11-0 overall, 0-0 Pac-10)

2005

Coach: Pete Carroll

Captains: Darnell Bing, Reggie Bush*, Matt Leinart, Dallas Sartz

Sept. 3	W*	..1.Hawaii.....	63-17 A....	c50,000
Sept. 17	W*	..1.Arkansas (N).....	70-17& H....	90,411
Sept. 24	W*	..1.Oregon.....24	45-13+ A....	c59,129
Oct. 1	W*	..1.Arizona State (3:44).....14	38-28!% A....	c71,706
Oct. 8	W*	..1.Arizona.....	42-21 H....	90,221
Oct. 15	W*	..1.Notre Dame (0:03).....9	34-31*# A....	c80,795
Oct. 22	W*	..1.Washington.....	51-24 A....	64,096
Oct. 29	W*	..1.Washington State (HC).....	55-13@ H....	c92,021
Nov. 5	W*	..1.Stanford (N).....	51-21 H....	c92,212
Nov. 12	W*	..1.California.....	35-10 A....	c72,981
Nov. 19	W*	..1.Fresno State (N)(6:22).....16	50-42 H....	c90,007
Dec. 3	W*	..1.UCLA.....11	66-19!\$ H....	<u>c92,000</u>
		(12*-0, 8*-0, 1st*)	600-256	943,579

ROSE BOWL

Jan. 4	L	..1.Texas (N) (0:19).....2	38-41!N1...	<u>c93,986</u>
		(12*-1)	638-297	1,037,565

N1-Rose Bowl, Pasadena, California
 &-Most points allowed by Arkansas since 1918; most total yards (736) ever allowed by Arkansas
 +-Trailing 13-0 late in the first half, USC scored 45 unanswered points
 I-ESPN's "College GameDay" pre-game show on site
 %-USC's Pac-10 record 26th consecutive victory; trailing 21-3 at halftime, USC scored 21 unanswered points (and 35 of the final 42 points)
 #-USC's school-record 13th road win in a row
 @-USC's school-record 20th consecutive Pac-10 win; head coach Pete Carroll's 50th USC win; most total yards (745) ever allowed by Washington State
 \$-USC's Pac-10 record 23rd straight Pac-10 win; USC's Pac-10 record 27th consecutive home win; USC's NCAA record 16th win in a row over an AP Top 25 team; USC record for home game (4) and regular season (9) sellouts
 =-BCS Championship Game; ended USC's Pac-10 record 34-game win streak, its NCAA-record 16-game win streak over AP Top 25 teams and its 16-game non-conference game win streak; USC's first loss in 6 bowl appearances when ranked No. 1; first time a team fielded a pair of Heisman Trophy winners in a game (USC's Reggie Bush and Matt Leinart); highest rated college telecast (35.6 million viewers) since 1987 Fiesta Bowl; school record for overall season sellouts (10)
 *12 wins and Pac-10 title later vacated due to NCAA penalty (revised record: 0-1 overall, 0-0 Pac-10); Bush's participation later vacated due to NCAA penalty

2006

Coach: Pete Carroll

Captains: John David Booty, Ryan Kalil, Oscar Lua, Dallas Sartz

Sept. 2	W	..6.Arkansas (N).....	50-14& A....	c76,564
Sept. 16	W	..4.Nebraska (N).....19	28-10* H....	c92,000
Sept. 23	W	..3.Arizona (N).....	20- 3 A....	c58,501
Sept. 30	W	..3.Washington State.....	28-22 A....	c35,117
Oct. 7	W	..3.Washington.....	26-20 H....	c90,282
Oct. 14	W	..3.Arizona State (N)(4:26)	28-21 H....	c91,126
Oct. 28	L	..3.Oregon State (U).....	31-33+ A....	42,871
Nov. 4	W	..9.Stanford.....	42- 0 A....	49,371
Nov. 11	W	..7.Oregon (N)(HC).....21	35-10 H....	c92,000
Nov. 18	W	..4.California (N).....17	23- 9** H....	c91,672
Nov. 25	W	..3.Notre Dame (N).....6	44-24* H....	c91,800
Dec. 2	L	..2.UCLA (U).....	9-13# A....	c90,622
		(10-2, 7-2, 1stT@)	364-179	901,926

ROSE BOWL

Jan. 1	W	..8.Michigan.....3	32-18^N1...	c93,852
		(11-2)	396-197	995,778

N1-Rose Bowl, Pasadena, California
 &-Most points scored on Arkansas in Fayetteville since 1919
 *-ESPN's "College GameDay" pre-game show on site
 +-USC scored touchdown with 7 seconds left, but 2-point conversion try failed; snapped USC's Pac-10 record for consecutive Pac-10 wins (27) and school records for consecutive road (18) and Pac-10 road (13) wins and consecutive sellouts (12)
 **-First night game against California
 #-Snapped USC's NCAA-record streak of 63 consecutive 20-point games; loss knocked USC out of the BCS Championship Game
 ^ -USC record 11th sellout crowd of the season
 @-USC received Rose Bowl bid by virtue of its victory over California

2007

Coach: Pete Carroll

Captains: Sam Baker, John David Booty, Lawrence Jackson, Keith Rivers

Sept. 1	W	..1.Idaho (N).....	38-10! H....	90,917
Sept. 15	W	..1.Nebraska (N).....14	49-31&*A....	c84,959
Sept. 22	W	..1.Washington State (N)...	47-14 H....	86,876
Sept. 29	W	..1.Washington (N).....	27-24+ A....	68,654
Oct. 6	L	..2.Stanford (U)(0:49).....	23-24% H....	85,125
Oct. 13	W	..10.Arizona	20-13# H....	c84,671
Oct. 20	W	..13.Notre Dame	38- 0 ^ A....	c80,795
Oct. 27	L	..9.Oregon.....5	17-24 A....	c59,277
Nov. 3	W	..13.Oregon State (N)(HC).....	24- 3\$ H....	c85,713
Nov. 10	W	..12.California (N)(R)(7:38).....24	24-17**A....	c72,516
Nov. 22Th	W	..11.Arizona State (N).....7	44-24 A....	c71,706
Dec. 1	W	..8.UCLA	24- 7 H....	<u>c91,553</u>
		(10-2, 7-2, 1stT@)	375-191	962,762

ROSE BOWL

Jan. 1	W	..6.Illinois.....13	49-17=*N1...	<u>c93,923</u>
		(11-2)	424-208	1,056,685

N1-Rose Bowl, Pasadena, California
 !-USC honored late kicker Mario Danelo by lining up just 10 men, without a placekicker, for the PAT try after the first Trojan touchdown
 &-Most points Nebraska allowed at home since 1945
 *-ESPN's "College GameDay" pre-game show on site
 +-USC's first night game against Washington in Seattle
 %-Snapped USC's 35-game home winning streak and 24-game Pac-10 home winning streak (both Pac-10 records)
 #-USC scored game's final 10 points in fourth quarter
 ^ -Most decisive USC win in series history; USC's first shutout in South Bend since 1933; Notre Dame's worst home loss since 1956
 \$-USC's 750th win; largest crowd to see a USC-Oregon State game
 **-USC's first night game in Berkeley
 =-Equalled most points scored in the Rose Bowl; largest Rose Bowl victory margin since 1984; gave USC an NCAA record 6 consecutive 11-win seasons
 @-USC received Rose Bowl bid by virtue of its victory over Arizona State

ALL-TIME USC RECORD

2008

Coach: Pete Carroll

Captains: Jeff Byers, Brian Cushing, Kevin Ellison, Mark Sanchez

Aug. 30	W	..3.Virginia	52- 7! A....	c64,947
Sept. 13	W	..1.Ohio State (N).....	35- 3* H....	c93,607
Sept. 25	L	..1.Oregon State (N)(U)....	21-27+ A....	42,839
Oct. 4	W	..9.Oregon (N).....	44-10& H....	c82,765
Oct. 11	W	..8.Arizona State	28- 0% H....	c84,956
Oct. 18	W	..6.Washington State.....	69- 0# A....	25,118
Oct. 25	W	..6.Arizona (N).....	17-10 ^ A....	c57,427
Nov. 1	W	..7.Washington (HC).....	56- 0\$ H....	80,216
Nov. 8	W	..7.California (N).....	17- 3 H....	c88,523
Nov. 15	W	..6.Stanford.....	45-23~ A....	c50,425
Nov. 29	W	..5.Notre Dame (N).....	38- 3** H....	c90,689
Dec. 6	W	..5.UCLA	28- 7@ A....	87,790
		(11-1, 8-1, 1st)	450-93	849,302
ROSE BOWL				
Jan. 1	W	..5.Penn State.....	38-24=N1...	c93,293
		(12-1)	488-117	942,595

N1-Rose Bowl, Pasadena, California

!-USC scored game's final 31 points

*-ESPN's "College GameDay" pre-game show on site; USC scored game's final 35 points

+ -Snapped USC's 15-game September winning streak

&-USC scored game's final 41 points

%-USC's 400th Coliseum victory

#-USC's first back-to-back shutouts since 1971; USC's most decisive shutout since 1931; Washington State's most decisive loss ever; Snapped Washington State's 280-game scoring streak; USC's 400th Pac-10 victory

^-Arizona's second-quarter field goal snapped USC's streak of scoreless quarters at 11

\$-USC's most points and biggest victory margin ever versus Washington

~-First capacity crowd at new Stanford Stadium

**-.Notre Dame did not get a first down until final play of third quarter

@-Both USC and UCLA wore their home jerseys in the game for first time since 1982. Per an NCAA football rule, because USC was not in its white road jerseys, it was charged with a time out at the opening kickoff. UCLA responded by calling a time out immediately after to even things up.

=-USC became first team to win 3 straight Rose Bowls; Penn State head coach Joe Paterno coached from press box after having hip surgery

2009

Coach: Pete Carroll

Captains: Jeff Byers, Taylor Mays, Josh Pinkard, Damian Williams

Sept. 5	W	..4.San Jose State	56- 3* H....	84,325
Sept. 12	W	..3.Ohio State (N)(1:05)..	18-15+ A....	c106,033
Sept. 19	L	..3.Washington (U)(0:03)..	13-16 A....	61,889
Sept. 26	W	..12.Washington State (N)...	27- 6 H....	75,216
Oct. 3	W	..7.California (N).....	30- 3% A....	c71,799
Oct. 17	W	..6.Notre Dame.....	34-27# A....	c80,795
Oct. 24	W	..4.Oregon State (N).....	42-36& H....	c89,718
Oct. 31	L	..4.Oregon (N).....	20-47~ A....	c59,592
Nov. 7	W	..12.Arizona State (N).....	14- 9= A....	55,282
Nov. 14	L	..11.Stanford (HC)(U)...	21-55**H....	90,071
Nov. 28	W	..24.UCLA (N).....	28- 7\$ H....	85,713
Dec. 5	L	..20.Arizona (3:14).....	17-21 H....	83,753
		(8-4, 5-4, 5thT)	320-245	944,186

EMERALD BOWL

Dec. 26	WBoston College (N).....	24-13! N1...	c40,121
		(9-4)	344-258	984,307

N1-AT&T Park, San Francisco, California

*-There was a pre-game midfield handshake between both team's starters, as promoted by the American Football Coaches Association

+ -Ohio Stadium record crowd; ESPN showed the game in 3D in select nationwide theaters

%-First time since 1998 that California was held without touchdown at home

#-USC joined Michigan and Michigan State as the only schools to beat Notre Dame 8 consecutive times

&-Largest crowd to see a USC-Oregon State game; Oregon State's most points against USC since 1914

~-Oregon's most points ever against USC; Autzen Stadium and state of Oregon record crowd; ESPN's "College GameDay" pre-game show on site

=-USC's 100th consecutive game ranked in the AP Top 25

**-.Most points ever scored against USC; USC's worst Homecoming loss

\$-USC's 600th conference game; the 7 p.m. start was the second latest in the series (behind 1945's 8:30 p.m. start)

!-USC's first game in San Francisco since 1943; both teams shared the same sideline because of the field's configuration in the baseball stadium


Scoring Values

Seasons	Touchdown	Field Goal	Extra Point
1888-1897	4 points	5 points	2 points
1898-1903	5 points	5 points	1 point
1904-1908	5 points	4 points	1 point
1909-1911	5 points	3 points	1 point
1912-1957	6 points	3 points	1 point
1958-present	6 points	3 points	1 point/kick 2 points/run or pass (defense, 1988-present)

Safety worth 2 points in all seasons



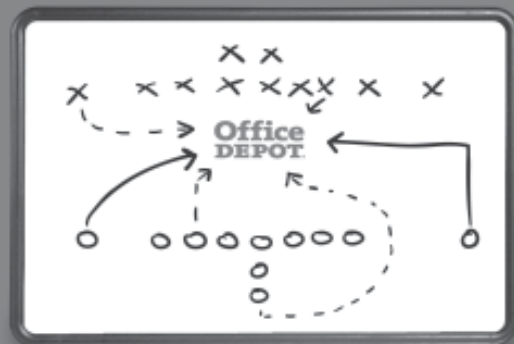
REY MAUALUGA



BRIAN CUSHING

Office DEPOT.

ALWAYS A
SMART PLAY
TO RUN



Office Depot is a proud sponsor of USC Football.



USC Record on Home Fields

SITE	GAMES	WON	LOST	TIED	FIRST	LAST
L.A. Coliseum	559	407*	125	27	1923	2009
USC	73	58	10	5	1888	1923
Rose Bowl	50	32*	18	0	1922	2008
Fiesta Park	22	12	8	2	1897	1916
Prager Park	6	4	2	0	1903	1903
Tournament Park	4	4	0	0	1918	1921
Athletic Park	4	0	3	1	1895	1898
Washington Park	3	0	3	0	1915	1917
Washington Park (Chutes Park)	2	0	1	1	1900	1900

Records include games played by USC at site even when USC was not the designated home team.

USC totals include all games played on campus, including games played at Bovard Field.

Rose Bowl totals include games played against UCLA.

*6 wins in L.A. Coliseum and 1 win in Rose Bowl later vacated due to NCAA penalty (revised record: 401-125-27 in L.A. Coliseum and 31-18-0 in Rose Bowl)

Athletic Park took its name from its builder, the Los Angeles Athletic Club. Located on the northeast corner of Seventh and Alameda, it opened on Thanksgiving Day, 1891. The first major college football game played there was on Dec. 29, 1894, when Stanford defeated the University of Chicago, 28-0. Athletic Park gained national recognition when Los Angeles and Stockton of the California League played a night baseball game there on July 2, 1893. Los Angeles won, 5-2, before a crowd of 9,000. Twenty kerosene lamps and one swiveled search light were used.

Fiesta Park, located on the northwest corner of Grand and Pico, also dates from the 1890s. It was the site of what was apparently the first night college football game played outdoors on Nov. 18, 1905. St. Vincent's College (now Loyola Marymount University) shut out the University of Arizona, 54-0. In 1916, a rebuilt Fiesta Park served as USC's home grounds. The following year, however, its bleachers were transported to USC to revamp Bovard Field.

At the turn of the century, **Washington Park**, at the corner of Washington and Grand, was primarily a baseball field. It was sometimes referred to as **Chutes Park**, after the adjacent amusement park. St. Vincent's College was located across the street. Washington Park was the early home of the Los Angeles Angels of the Pacific Coast League.

A larger ball park for the Angels was built in 1911. Also known as **Washington Park**, this structure was located at Washington and Hill.

Prager Park served as USC's home in 1903. It was located near Chutes Park.

Tournament Park, located at the southeast corner of California and Wilson in Pasadena, served as the initial home of the "East-West" game, as the Rose Bowl was originally known. The Tournament of Roses Association acquired the property in 1901, and Michigan and Stanford played there in the first Rose Bowl game on Jan. 1, 1902. After a series of other sporting activities, football returned to the New Year's Day celebration in 1915, and continued at Tournament Park through 1922.

Sportsman's Park, located at North Los Robles and Colorado, was the site of USC's first Pasadena appearance, its first Thanksgiving game, and its first varsity football game outside of Los Angeles--all in 1889 against Pasadena. The game occurred just a month before Sportsman's Park hosted the initial Tournament of Roses.

Prior to 1893, **USC's campus** games were played on a field adjoining Jefferson. This field might have been the site of USC's first official football game in 1888 (although a 1951 letter from Henry Goddard, USC's coach in 1888, to then-SID Tom Lawless, stated the field that first year "was a vacant block, I would guess just S. or S.W. of (Bovard Field).")

In early 1893, the University's then-existing athletic grounds were developed, apparently for neighborhood housing. According to the Rostrum, USC's earliest student newspaper, the students petitioned for a replacement athletic field. Eventually they were granted space on the "northwest portion of campus."

These grounds, while appropriate for practice and practice games, were not suitable for major games. As a result, most of USC's important "home" games up until 1904 were played in rented space: Athletic Park, Fiesta Park, Washington Park, and Prager Park.

In the summer of 1904, USC's football field was "upgraded." Bleachers were constructed on the south side of the field, and a small stand was placed on the north side. A "kid-proof" fence was built around the site. At the start of the season, the site was referred to as "College Campus" in a published football schedule, but by the end of the year it had become "Bovard Field."

Bovard never appears to have been a very adequate home. USC still used Fiesta Park for some of its more important games up until 1908. In 1915, USC's first Los Angeles game against California was played at the new Washington Park, which was primarily a baseball venue. The following year, USC attempted to use a revitalized Fiesta Park as its home base. In the summer of 1917, the new bleachers at Fiesta Park were transported to USC's Bovard Field. These new seats increased Bovard's capacity to about 10,000.

The "new" Bovard was quickly obsolete. Interest in USC football, under Coach Elmer "Gloomy Gus" Henderson, outpaced the limits of even the expanded Bovard. By 1920, USC was playing its more important games in Pasadena, first at Tournament Park, and then at the Tournament of Roses' new stadium in the Arroyo Seco.

USC's last on-campus varsity football game was played on Sept. 29, 1923, against Cal Tech. The following week the Trojans played their initial game at the **Los Angeles Memorial Coliseum**.


USC Record in California Cities

CITY	GAMES	WON	LOST	TIED	FIRST	LAST
Los Angeles	670	482*	152	36	1888	2009
Pasadena	57	39*	18	0	1889	2008
Palo Alto	43	33	7	2	1905	2008
Berkeley	46	32*	13	1	1915	2009
Claremont	9	3	3	3	1897	1922
San Diego	6	2	3	1	1897	1992
Highland Park	4	2	1	1	1900	1921
Whittier	4	3	0	1	1904	1918
Anaheim	3	1	2	0	1992	1993
San Francisco	3	2	1	0	1942	2009
Santa Ana	3	1	2	0	1899	1907
Santa Barbara	2	1	1	0	1899	1900
Redlands	2	2	0	0	1910	1914
San Bernardino	2	2	0	0	1908	1916
Ontario	1	0	1	0	1893	1893
Ventura	1	1	0	0	1898	1898
Riverside	1	0	1	0	1902	1902
Long Beach	1	0	1	0	1904	1904
San Luis Obispo	1	1	0	0	1909	1909
San Pedro	1	1	0	0	1921	1921
Fresno	1	1	0	0	1944	1944
TOTALS	852	600*	206	45		

*6 wins in Los Angeles, 1 win in both Pasadena and Berkeley and 8 overall wins vacated due to NCAA penalty (revised record: 476-152-36 in Los Angeles, 38-18-0 in Pasadena, 31-13-1 in Berkeley and 592-206-45 overall)



SEDRICK ELLIS



STEVE SMITH




PAT HADEN



DON MOSEBAR



JOHN ROBINSON



ELMER HENDERSON

**USC Football
All-Time Home Record**

1888: 1-0	1950: 2-4
1889: 1-0	1951: 4-3
1890: No Varsity	1952: 7-0
1891: 1-2	1953: 4-2
1892: No Varsity	1954: 5-2
1893: 2-0	1955: 5-2
1894: 1-0	1956: 5-0
1895: 0-1-1	1957: 0-6
1896: 0-3	1958: 2-3-1
1897: 3-0	1959: 5-1
1898: 4-1-1	1960: 3-4
1899: 2-0-1	1961: 3-3
1900: 0-1-1	1962: 6-0
1901: 0-0	1963: 5-1
1902: 2-1	1964: 5-1
1903: 4-2	1965: 4-1-1
1904: 5-0	1966: 4-2
1905: 6-1-1	1967: 5-0
1906: 1-0-2	1968: 5-0-1
1907: 4-1	1969: 5-0
1908: 2-1	1970: 3-2-1
1909: 1-1-1	1971: 2-3-1
1910: 2-0	1972: 6-0
1911-1913: Rugby	1973: 5-0-1
1914: 3-1	1974: 5-0-1
1915: 2-3	1975: 5-2
1916: 3-3	1976: 6-1
1917: 2-2-1	1977: 5-1
1918: 2-2	1978: 7-0
1919: 4-1	1979: 4-0-1
1920: 5-0	1980: 4-2
1921: 8-0	1981: 5-1
1922: 7-1	1982: 5-0
1923: 5-1**	1983: 2-3-1
1924: 8-1	1984: 4-2
1925: 10-2	1985: 4-1
1926: 6-2	1986: 4-2
1927: 8-0	1987: 6-0
1928: 9-0	1988: 4-1
1929: 7-1	1989: 5-1-1
1930: 7-1	1990: 2-2-1
1931: 7-1	1991: 1-5
1932: 7-0	1992: 4-1
1933: 8-1	1993: 4-1
1934: 4-4-1	1994: 4-1-1
1935: 3-5	1995: 5-1
1936: 2-1-3	1996: 3-2
1937: 4-2-1	1997: 3-3
1938: 5-1	1998: 6-1
1939: 4-0-2	1999: 4-2
1940: 2-2-2	2000: 2-5
1941: 2-4-1	2001: 4-2
1942: 5-3	2002: 6-0
1943: 5-1	2003: 6-0
1944: 5-0-2	2004: 6-0
1945: 6-1	2005: 6-0*
1946: 4-2	2006: 6-0
1947: 4-1-1	2007: 5-1
1948: 5-1-1	2008: 6-0
1949: 4-1-1	2009: 4-2

OVERALL TOTAL: 486*-153-36 (74.7%)
COLISEUM TOTAL: 407*-125-27 (75.2%)

**USC began play in L.A. Memorial Coliseum during 1923 season, going 4-1 there that season.
 *6 wins later vacated due to NCAA penalty (revised record: 0-0 in 2005, 480-153-36, 74.4% overall and 401-125-27, 75.0% Coliseum)

Best season home record: 9-0, 1928
Worst season home record: 0-6, 1957

**USC-UCLA Games
with Rose Bowl on Line**

YEAR	ON LINE FOR BOTH OR ONE TEAM	WINNER, SCORE	NOTES
1938	USC only	USC, 42-7	
1939	Both	Tie, 0-0	USC later voted into Rose Bowl
1942	Both	UCLA, 14-7	
1944*	Both	USC, 40-13	(*second USC-UCLA meeting of season)
1945*	Both	USC, 26-15	(*second USC-UCLA meeting of season)
1946	Both	UCLA, 13-6	
1947	Both	USC, 6-0	
1949	UCLA only	USC, 21-7	
1952	Both	USC, 14-12	
1953	UCLA only	UCLA, 13-0	
1955	UCLA only	UCLA, 17-7	
1958	USC only	Tie, 15-15	
1961	Both	UCLA, 10-7	
1963	USC only	USC, 26-6	Washington later voted into Rose Bowl
1964	Both	USC, 34-13	Oregon State later voted into Rose Bowl
1965	Both	UCLA, 20-16	
1966	Both	UCLA, 14-7	USC later voted into Rose Bowl
1967	Both	USC, 21-20	
1969	Both	USC, 14-12	
1972	Both	USC, 24-7	
1973	Both	USC, 23-13	
1974	Both	USC, 34-9	
1975	UCLA only	UCLA, 25-22	
1976	Both	USC, 24-14	
1977	UCLA only	USC, 29-27	
1978	Both	USC, 17-10	
1979	USC only	USC, 49-14	
1981	Both	USC, 22-21	Washington advanced to RB by beating WSU
1982	UCLA only	UCLA, 20-19	UCLA later advanced to RB after ASU & UW lost
1983	UCLA only	UCLA, 27-17	
1985	UCLA only	USC, 17-13	UCLA later advanced to RB after ASU lost
1987	Both	USC, 17-13	
1988	Both	USC, 31-22	
1993	Both	UCLA, 27-21	
2005	USC only	USC*, 66-19	RB was BCS Champ. Game
2007	USC only	USC, 24-7	
2008	USC only	USC 28-7	

When Rose Bowl on line for one OR both teams: USC leads 24*-11-2 (USC is 16*-4 since 1967)

When Rose Bowl on line for BOTH teams: USC leads 15-6-1 (USC has won 10 of the last 11 such games)

When Rose Bowl on line for ONE TEAM ONLY: USC leads 9*-5-1 (when on line for USC only, USC leads 6*-0-1; when on line for UCLA only, UCLA leads 5-3)

*1 win later vacated due to NCAA penalty

(NOTE: USC-UCLA series dates back to 1929. USC leads overall series, 44**-28-7.)

**1 win later vacated due to NCAA penalty (revised record: 42-28-7)



DRAMATIC FINISHES

Over the years, USC has been involved in many games featuring dramatic finishes at the end. Here's a sampling of some of the more famous such contests.

1931--USC 16, Notre Dame 14. Johnny Baker kicked a game-winning 33-yard field goal with 1:00 remaining. All of USC's points came in the fourth quarter. The win snapped Notre Dame's 26-game unbeaten streak and was USC's first-ever win in South Bend. Troy won the national championship.

1938--USC 7, Duke 3 (1939 Rose Bowl). Al Krueger, a second-team end, and fourth-string quarterback Doyle Nave came off the bench to connect on 4 straight passes, the last a 19-yard TD with about 40 seconds left to upset previously unbeaten, untied and unscored-upon Duke.

1939--USC 0, UCLA 0. Bobby Robertson knocked down Ned Matthews' 4-yard pass in the end zone with less than 5 minutes to play to preserve the tie for USC, sending the Trojans to the Rose Bowl.

1941--USC 13, Oregon State 7. Doug Essick caught a game-winning 6-yard pass from Ray Woods with 13 seconds to play.

1951--USC 21, California 14. Leon Sellers scored on a 2-yard run with 2:44 left to snap Cal's 38-game regular season winning streak.

1953--USC 23, Stanford 20. Sam Tsagalakis kicked a victorious 38-yard field goal with 14 seconds left.

1958--USC 15, UCLA 15. Luther Hayes returned a kickoff 74 yards for a TD and Tom Maudlin ran in for the 2-point conversion with 6:50 to play to get the Trojans a tie.

1964--USC 26, California 21. Behind 21-14 in the fourth quarter, USC scored twice late, the second time (while trailing 21-20) on a 22-yard pass from Craig Fertig to Rod Sherman with 50 seconds to culminate a 95-yard drive.

1964--USC 20, Notre Dame 17. Rod Sherman caught a 15-yard TD pass from Craig Fertig with 1:33 to play to upset unbeaten and top-ranked Notre Dame. USC was down, 17-0, at halftime.

1967--USC 21, UCLA 20. O.J. Simpson ran 64 yards for a TD with 10:38 left in the fourth quarter to give USC a Rose Bowl berth and the national championship. It is one of the most famous runs in college football history.

1969--USC 26, Stanford 24. Ron Ayala kicked a game-winning 34-yard field goal with 0:00 on the clock.

1969--USC 14, UCLA 12. Jimmy Jones hit Sam Dickerson with a 32-yard TD pass in the corner of the end zone with 1:32 left, putting USC in the Rose Bowl.

1973--USC 27, Stanford 26. Chris Limahelu kicked a game-winning 34-yard field goal with 3 seconds to play.

1974--USC 18, Ohio State 17 (1975 Rose Bowl). Johnny McKay caught a 38-yard TD pass from Pat Haden with 2:03 remaining to pull USC to within a point of Ohio State. Then Shelton Diggs grabbed the subsequent 2-point conversion pass from Haden for the victory, which wrapped up a national championship for USC.

1977--USC 29, UCLA 27. Frank Jordan kicked a 38-yard field goal with 2 seconds remaining, knocking UCLA out of the Rose Bowl.

1978--USC 27, Notre Dame 25. A year after his late game-winner against UCLA, Frank Jordan kicked a nearly-identical 37-yard field goal with 2 seconds remaining to beat Notre Dame.

1979--USC 17, LSU 12. Kevin Williams caught a game-winning 8-yard TD pass from Paul McDonald with 32 seconds to play.

1979--USC 17, Ohio State 16 (1980 Rose Bowl). Charles White scored on a 1-yard run with 1:32 remaining. USC drove 83 yards in 8 plays on the winning drive, with White carrying 6 times for 71 yards.

1980--USC 20, Tennessee 17. Eric Hipp kicked a victorious 47-yard field goal with 0:00 left.

1981--USC 28, Oklahoma 24. Fred Cornwell caught a 7-yard TD pass from John Mazur with 2 seconds to play to give No. 1 USC the win over No. 2 Oklahoma.

1981--USC 14, Notre Dame 7. Todd Spencer ran 26 yards for the game-winning TD with 4:52 to play.

1981--USC 22, UCLA 21. George Achica broke through the line on the final play of the game to block Norm Johnson's 46-yard field goal try, preserving the win and knocking UCLA out of the Rose Bowl.

1982--USC 17, Notre Dame 13. Michael Harper, fumbling as he dove over the goal line, scored on a controversial winning 1-yard run with 48 seconds to play. It was coach John Robinson's last game of his first tenure at USC.

1983--USC 19, Florida 19. Timmie Ware caught a 25-yard pass from Sean Salisbury with no time on the clock, but USC botched the extra point attempt as coach Ted Tollner's debut ended in a tie.

1985--USC 17, UCLA 13. Rodney Peete scored the winning points on a 1-yard sneak at 1:13 to go.

1986--USC 17, Baylor 14. Don Shafer kicked a game-winning 32-yard field goal in a driving rainstorm with 0:00 on the clock.

1987--USC 12, Arizona 10. Quin Rodriguez kicked an 18-yard field goal with 1:11 remaining, his fourth three-pointer of the game.

1987--USC 17, UCLA 13. Erik Affholter made a juggling, corner-of-the-end zone 33-yard TD catch of a Rodney Peete pass with 7:59 to play in the game, bringing USC all the way back from a 13-0 third quarter deficit. The win put USC in the Rose Bowl.

1988--USC 24, Stanford 20. John Jackson caught a game-winning 10-yard TD pass from Rodney Peete with 1:19 remaining. USC trailed, 13-0, in the second quarter.

1989--USC 18, Washington State 17. Known as "The Drive," Todd Marinovich guided USC 91 yards in 18 plays (all through the air) with 3:31 remaining, culminating with a 2-yard TD pass to Ricky Ervins with 4 seconds to play. Marinovich then hit Gary Wellman for the winning 2-point conversion.

1989--USC 10, UCLA 10. A 54-yard field goal try by UCLA's Alfredo Velasco with 2 seconds to play hit the crossbar and bounced away, preserving the tie.

1989--USC 17, Michigan 10 (1990 Rose Bowl). Rose Bowl MVP Ricky Ervins ran 14 yards for the winning TD with 1:10 to play to cap a 75-yard drive.

1990--USC 35, Ohio State 26. The second half was played in heavy rain with thunder and lightning, getting so bad that officials suspended the game with 2:36 to play after USC recovered an onside kick.

1990--USC 31, California 31. Cal's Robbie Keen missed a 43-yard field goal try with 4 seconds remaining, ending the game in a tie.

1990--USC 45, UCLA 42. In the highest-scoring and perhaps most thrilling USC-UCLA game, Todd Marinovich threw a game-winning 23-yard TD pass to Johnnie Morton with 16 seconds left. The contest featured a 42-point fourth quarter (including 3 TD's in the final 3:09) with 4 lead changes. Morton also caught a 21-yard scoring TD from Marinovich with 3:09 to play to give USC a short-lived 38-35 lead, but Kevin Smith scored on a 1-yard run with 1:19 to go to put the Bruins up 42-38.

1992--USC 31, San Diego State 31. San Diego State's Andy Trakas missed 2 field goals (30 and 55 yards) in the last 0:54 to allow USC to hold onto the tie.

1992--USC 27, California 24. Down 24-13, Estrus Crayton scored twice in the final 5:45 on 2- and 1-yard runs, the second with 2:27 to play to give USC the win. Brian Williams' interception with 2:19 to go sealed Troy's victory.

1995--USC 21, Washington 21. Down 21-0 going into the fourth quarter, USC scored 3 touchdowns, the last a 2-yard pass from Brad Otton to Johnny McWilliams with 33 seconds to go (Adam Rendon's PAT tied it), thus allowing the Trojans to keep hold of the inside track in the Rose Bowl race.

1995--USC 31, Stanford 30. A week after the dramatic Washington tie, USC--behind 16-0 in the second quarter--scored with 39 seconds to play on an 8-yard Kyle Wachholtz pass to Keyshawn Johnson, who then came in as a safety on defense and knocked down a Hail Mary pass at the goal line at the gun.

1996--USC 29, Washington State 24. Delon Washington's 17-yard TD run with 2:05 to play proved decisive and then USC had to hold off the Cougars, who got to the Trojan 11-yard line with 39 seconds to go before fumbling the ball away.

1996--USC 27, Notre Dame 20. In its first overtime win in 3 tries in 1996, Delon Washington scored on a 15-yard run with 1:50 to go in regulation and then barely edged the ball over the goal line on the ensuing 2-point conversion run to tie the game at 20-20. After Rodney Sermons caught a 5-yard TD pass from Brad Otton in the first overtime, Troy stopped the Irish, breaking USC's 13-game non-winning streak to Notre Dame.

1997--USC 20, Notre Dame 17. Adam Abrams' 37-yard field goal with 1:05 to go--4 plays after Mark Cusano ran 27 yards with an interception--gave USC its first win in South Bend since 1981.

1997--USC 24, Oregon 22. Marc Matock partially deflected Joshua Smith's 36-yard field goal try that fell just short with 8 seconds to play to preserve the win.

2000--USC 17, Colorado 14. David Newbury, who had missed a pair of field goals earlier in the game, nailed a 24-yarder with 13 seconds to play for the victory.

2000--USC 34, San Jose State 24. USC, trailing by 12 points midway through the fourth quarter, scored 22 unanswered points in the final 8:07 to win.

2000--USC 44, Arizona State 38. After Arizona State scored 29 consecutive second-half points to force overtime, Chad Pierson scored on a 2-yard run in the second overtime and then Sultan Abdul-Malik forced a Sun Devil fumble which Matt Childers recovered to seal the win.

2000--USC 38, UCLA 35. David Bell, USC's third string kicker at the start of the season, hit a game-winning 36-yard field goal with 9 seconds to play (it was only his second field goal in 6 career attempts, as he had missed 3 previous tries in 2000, including a 24-yarder earlier in the game's fourth quarter).

2001--USC 41, Arizona 34. Kris Richard returned an interception 58 yards for a TD with 1:50 to play after Arizona had battled back from a 21-point second quarter deficit.

2001--USC 16, Oregon State 13. Carson Palmer ran 4 yards on a naked bootleg for the game-winning touchdown in the first overtime period (USC dodged defeat twice late in regulation when Ryan Cesca missed 35- and 29-yard field goals).

2002--USC 24, Auburn 17. Carson Palmer's 1-yard sneak with 1:26 to play gave USC the victory.

2005--USC 34*, Notre Dame 31. Matt Leinart twisted in from the 1-yard line with 3 seconds to play for the win (earlier in that 75-yard drive, he threaded a 61-yard audible pass to Dwayne Jarrett on fourth-and-9 from the USC 26).

2006--USC 28, Arizona State 21. Chauncey Washington's 2-yard run with 4:29 to play was the game-winning touchdown.

2007--USC 24, California 17. Stafon Johnson's 3-yard run with 7:38 to go was the game-winning touchdown in the rain.

2009--USC 18, Ohio State 15. Stafon Johnson's 2-yard run with 1:05 to play capped an 86-yard drive that gave USC the win in front of a deafening Ohio Stadium record crowd of 106,033.

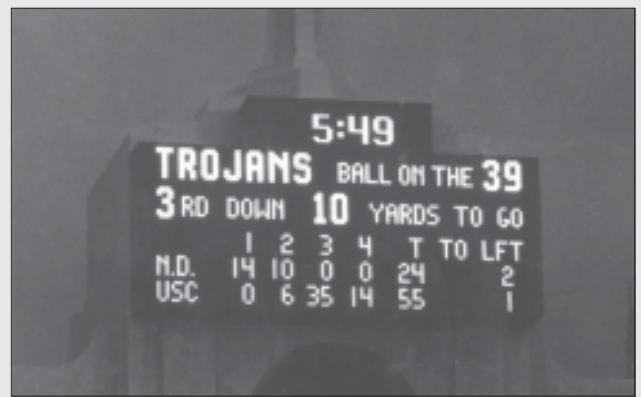
2009--USC 34, Notre Dame 27. USC built a 20-point fourth quarter lead but had to turn away the Irish 4 times near the goal line at game's end.

2009--USC 14, Arizona State 9. USC held off ASU on its final 4 possessions, with Will Harris getting an endzone interception on a Hail Mary pass on the game's final play.

*Win later vacated due to NCAA penalty

DRAMATIC FINISHES, THE COMEBACK, OVERTIME GAMES, LAST MINUTE FIELD GOALS

Of course, USC has been on the wrong end of some dramatic last-minute finishes, too. For instance, there was the **1926 Notre Dame** game (Art Parisien threw a 23-yard TD pass to Butch Niemiec with 2 minutes to go for a 13-12 Irish win), the **1937 Notre Dame** game (Mario Tonnelli ran 13 yards for a TD with 1:45 left in the Irish's 13-6 win), the **1944 UCLA** game (Johnny Roesch scored twice in the last 2 minutes, including an 80-yard punt return with no time on the clock, and then Bob Waterfield's extra point kick hit the crossbar but rolled over, to give UCLA a 13-13 tie), the **1948 Notre Dame** game (Emil Sitko ran for a 2-yard TD with 35 seconds to go and Steve Oracko hit the extra point as Notre Dame, riding a 27-game unbeaten streak, escaped with a 14-14 tie), the **1954 Notre Dame** game (Jim Morse caught a 72-yard pass from Ralph Guglielmi with 5:57 to go to give Notre Dame a 23-17 victory), the **1963 Notre Dame** game (Ken Ivan kicked a 33-yard field goal with 6:38 to go as Notre Dame won, 17-14), the **1965 UCLA** game (Kurt Altenberg caught a 52-yard scoring bomb from Gary Beban with about 4 minutes to play as UCLA overcame a 16-6 deficit and won, 20-16), the **1967 Rose Bowl** (USC's 2-point conversion pass attempt with 2:28 to play was intercepted by George Catavolos, allowing Purdue to hold onto a 14-13 win), the **1975 Stanford** game (Mike Langford kicked a 37-yard field goal with no time on the clock as Stanford won, 13-10), the **1977 Alabama** game (under pressure from Alabama's Wayne Hamilton, Rob Hertel's 2-point conversion pass to Mosi Tatu with 35 seconds to play was intercepted by Barry Krauss, sealing the Tide's 21-20 victory), the **1980 UCLA** game (Freeman McNeil pulled down a tipped 58-yard pass from Jay Schroeder for the game-winner at 2:07 to play for a 20-17 win), the **1982 UCLA** game (Bruin Karl Morgan preserved UCLA's 20-19 win by sacking Scott Tinsley on an attempted 2-point conversion pass after USC had scored at the gun), the **1986 Notre Dame** game (the Irish rallied back from a 20-9 halftime deficit, culminated by John Carney's 19-yard field goal as time expired to give Notre Dame a 38-37 win), the **1989 Illinois** game (a pair of late fourth quarter Jeff George TD passes, the second to Steve Williams with 2:19 to play, gave the Illini a 14-13 win), the **1991 Stanford** game (USC went ahead 21-17 with 3:37 to play only to see Steve Stenstrom hit Chris Walsh with a game-winning 12-yard TD pass with 1:11 left; USC's Cole Ford barely missed a 45-yard field goal at the gun), the **1992 UCLA** game (UCLA came back from a 31-17 fourth quarter deficit to go ahead 38-31, only to see Rob Johnson score on a 1-yard sneak with 41 seconds to play, but Johnson's 2-point conversion pass to Yonnie Jackson was deflected by Bruin Nkosi Littleton), the **1993 Penn State** game (Rob Johnson's 2-point conversion pass to Johnny McWilliams with 37 seconds to go fell incomplete, allowing the Nittany Lions to hold on to a 21-20 win), the **1993 UCLA** game (a win or tie would have put USC in the Rose Bowl, but Rob Johnson's 3-yard, third-down pass with 56 seconds to play to Tyler Cashman was intercepted in the end zone by Bruin Marvin Goodwin to preserve UCLA's 27-21 victory), the **1996 Arizona State** game (after ASU tied the game at 28-28 with 1:30 to play, the teams went to double overtime with Sun Devil Courtney Jackson returning a controversial Brad Otton fumble 85 yards for a TD in the second overtime to end the game in ASU's favor, 48-35), the **1996 UCLA** game (USC held a 17-point lead with less than 7 minutes to play in regulation but couldn't hold on and then, in its second double overtime game of the season, the Trojans couldn't score in the second overtime after Skip Hicks' 25-yard TD run gave the Bruins a 48-41 victory), the **1997 Washington State** game (Kevin McKenzie made a one-handed grab of a 51-yard Ryan Leaf TD pass with 4:18 to play to give WSU a 28-21 win), the **1998 California** game (the Bears scored 22 unanswered points in the final 19 minutes, including a decisive 3-yard TD run by Marcus Fields with 3:30 to play), the **1999 Oregon** game (third string kicker Josh Frankel hit a 27-yard field goal in the third overtime to give Oregon a 33-30 win), the **1999 Notre Dame** game (the Irish scored 22 unanswered points in the second half, the last when Jabari Holloway recovered a Notre Dame fumble in the end zone with 2:40 to go for a 25-24 win), the **2000 Stanford** game (backup Chris Lewis threw a 20-yard TD pass to Jamien McCullum on fourth-and-goal as time expired to give Stanford a 32-30 win), the **2001 Oregon** game (after Oregon drove 61 yards on 7 plays in the final minute, Jared Siegel hit a 32-yard field goal with 12 seconds to play for the 24-22 victory), the **2001 Washington** game (John Anderson kicked a 32-yard field goal at the gun to give Washington a 27-24 win), the **2001 Washington State** game (Drew Dunning hit a 35-yard field goal with 1:50 to play to tie the game and then hit another 35-yarder in the first overtime for the 30-27 victory, after USC's Ryan Killeen--who missed a fourth quarter PAT--missed a 52-yard try in overtime), the **2003 California** game (after USC's Ryan Killeen missed a 39-yard field goal in the third overtime, Tyler Fredrickson--who had his 2 previous field goals blocked--hit a 38-yarder to give the Bears a 34-31 win, snapping USC's 11-game winning streak), the **2006 Rose Bowl** (Vince Young scrambled for an 8-yard TD on fourth-and-5 with 19 seconds to go in the BCS Championship Game as Texas denied USC an unprecedented third consecutive national championship and snapped Troy's 34-game winning streak), the **2006 Oregon State** game (John David Booty's potential game-tying 2-point conversion pass with 7 seconds to go was knocked down by Jeff Van Orsow to preserve the Beavers' 33-31 upset), the **2007 Stanford** game (4 plays after converting on fourth-and-20, backup Tavita Pritchard's 10-yard TD pass to Mark Bradford on fourth-and-goal with 49 seconds to play gave 41-point underdog Stanford a 24-23 victory over No. 2 USC), the **2009 Washington** game (Nick Folk kicked a 22-yard field goal with 3 seconds to play to give 3-touchdown underdog Washington a 16-13 upset over No. 3 USC) and the **2009 Arizona** game (Nick Foles threw a 36-yard TD pass to Juron Criner with 3:14 to play for a 21-17 Wildcats win).



"THE COMEBACK"

1974: USC 55, Notre Dame 24

In what is regarded as one of the most dramatic and incredible comebacks in the history of college football, the 1974 Trojans erased a 24-point deficit to beat Notre Dame, 55-24, in the Coliseum. In a December 1998 list by SPORT magazine, the game was ranked as the No. 6 top college football moment of the 20th century.

USC trailed the Irish, 24-0, late in the first half, and the Trojans' chances looked bleak because Notre Dame sported the nation's top-ranked defense. But with 10 seconds remaining before halftime, Anthony Davis scored on a 7-yard pass from Pat Haden (Troy's extra point kick was blocked) to send the Trojans into the lockerroom behind 24-6...but with a glimmer of hope.

Davis took the opening kickoff of the second half and raced 102 yards for a score, opening the floodgates as USC rallied for 35 points in the third quarter. Davis scored 2 more times that quarter, both on short runs, and Haden threw TD passes of 18 and 45 yards to Johnny McKay.

Then, before 2 minutes had elapsed in the fourth quarter, Haden hit Shelton Diggs for a 16-yard score and Charles Phillips returned an interception 58 yards for a touchdown.

In all, USC blitzed to its 55 points in under 17 minutes.

"We turned into madmen," was how Davis described the comeback.

Added receiver Johnny McKay, son of USC coach John McKay, right after the game: "I can't understand it. I'm gonna sit down tonight and have a beer and think about it. Against Notre Dame? Maybe against Kent State...but Notre Dame?"

The victory propelled USC, which then beat Ohio State in the Rose Bowl, 18-17, to the national championship.


Interestingly, that Rose Bowl win was dramatic, too. USC trailed, 17-10, with just minutes left. Then Haden teamed with McKay on a 38-yard TD pass with 2:03 to go, and followed that with a 2-point conversion toss to Diggs for the victory.

USC'S OVERTIME GAMES (3-5)

Year	Opponent	Score	Overtimes
1996	Arizona State	L 48-35	2
1996	UCLA	L 48-41	2
1996	Notre Dame	W 27-20	1
1999	Oregon	L 33-30	3
2000	Arizona State	W 44-38	2
2001	Oregon State	W 16-13	1
2002	Washington State	L 30-27	1
2003	California	L 34-31	3

USC'S LAST MINUTE GAME-WINNING FIELD GOALS

Name	Year	Opponent	Length	Time Left	Final Score
Johnny Baker	1931	at Notre Dame	33 yards	1:00	16-14
Sam Tsagalakis	1953	Stanford	38 yards	0:14	23-20
Ron Ayala	1969	Stanford	34 yards	0:00	26-24
Chris Limahelu	1973	Stanford	34 yards	0:03	27-26
Frank Jordan	1977	UCLA	38 yards	0:02	29-27
Frank Jordan	1978	Notre Dame	37 yards	0:02	27-25
Eric Hipp	1980	at Tennessee	47 yards	0:00	20-17
Don Shafer	1986	at Baylor	32 yards	0:00	17-14
Quin Rodriguez	1987	Arizona	18 yards	1:11	12-10
Adam Abrams	1997	at Notre Dame	37 yards	1:05	20-17
David Newbury	2000	Colorado	24 yards	0:13	17-14
David Bell	2000	at UCLA	36 yards	0:09	38-35



USC: AMERICA'S BOWL TEAM

USC has a remarkable record in bowl games. The Trojans and Penn State are tied for the nation's third highest bowl winning percentage (.667) among the 75 schools that have made at least 10 bowl appearances (behind Utah's .800 and Toledo's .700). USC's 32 bowl victories are tied with Alabama for the most in the nation (both teams had 1 win later vacated due to NCAA penalty). Troy's 48 bowl appearances are tied for third with Tennessee, behind only Alabama (57) and Texas (49). USC once won 9 consecutive bowl games (the 1923-30-32-33-39-40-44-45 Rose Bowls and 1924 Christmas Festival); only Florida State has won more in a row (11).

USC's overall post-season record is 32-16 (1 win was later vacated due to NCAA penalty). The Trojans were a bowl participant each year they were eligible from 1972 to 1990.

USC has appeared in an unprecedented 33 Rose Bowls, where it has a 24-9 mark (.718) (1 win was later vacated due to NCAA penalty). That's not only the most Rose Bowl wins of any team, but also the most wins by a school in a single bowl. USC has won 11 of its last 14 Rose Bowls (one win was later vacated due to NCAA penalty). USC is the only team to win 3 consecutive Rose Bowls (2007-08-09). USC has also appeared in 12 other bowls--the Christmas Festival, Liberty Bowl, Bluebonnet Bowl, Fiesta Bowl, Aloha Bowl, Florida Citrus Bowl, Sun (John Hancock) Bowl (twice), Freedom Bowl (twice), Cotton Bowl, Las Vegas Bowl, Orange Bowl (twice) and Emerald Bowl.

USC made an unprecedented 7 consecutive BCS bowl appearances (2003 Orange, 2004 Rose, 2005 Orange, 2006 Rose, 2007 Rose, 2008 Rose, 2009 Rose). USC's 7 overall BCS bowl trips are tied for second most with Oklahoma, behind Ohio State's 8. USC's 6 BCS bowl victories are the most of any school (1 win was later vacated due to NCAA penalty).

Nation's Leading Bowl Teams

(Based on total victories)

	W	L	T	PCT.
USC	32*	16	0	.667
Alabama	32*	22	3	.588
Penn State	27	13	2	.667
Georgia	26	16	3	.611
Texas	25	22	2	.531
Tennessee	25	23	0	.521
Oklahoma	25	17	1	.593
Nebraska	24	22	0	.522

*1 win later vacated due to NCAA penalty

USC's Rose Bowl Record

- 1923--USC 14, Penn State 3
- 1930--USC 47, Pittsburgh 14
- 1932--USC 21, Tulane 12
- 1933--USC 35, Pittsburgh 0
- 1939--USC 7, Duke 3
- 1940--USC 14, Tennessee 0
- 1944--USC 29, Washington 0
- 1945--USC 25, Tennessee 0
- 1946--Alabama 34, USC 14
- 1948--Michigan 49, USC 0
- 1953--USC 7, Wisconsin 0
- 1955--Ohio State 20, USC 7
- 1963--USC 42, Wisconsin 37
- 1967--Purdue 14, USC 13
- 1968--USC 14, Indiana 3
- 1969--Ohio State 27, USC 16
- 1970--USC 10, Michigan 3
- 1973--USC 42, Ohio State 17
- 1974--Ohio State 42, USC 21
- 1975--USC 18, Ohio State 17
- 1977--USC 14, Michigan 6
- 1979--USC 17, Michigan 10
- 1980--USC 17, Ohio State 16
- 1985--USC 20, Ohio State 17
- 1988--Michigan State 20, USC 17
- 1989--Michigan 22, USC 14
- 1990--USC 17, Michigan 10
- 1996--USC 41, Northwestern 32
- **2004--USC 28, Michigan 14
- **2006--Texas 41, USC 38 (BCS Championship)
- **2007--USC 32, Michigan 18
- **2008--USC 49, Illinois 17
- **2009--USC 38, Penn State 24

USC's Record in Other Bowls

- 1924--USC 20, Missouri 7 (Christmas Festival)
- 1975--USC 20, Texas A&M 0 (Liberty Bowl)
- 1977--USC 47, Texas A&M 28 (Bluebonnet Bowl)
- 1982--Penn State 26, USC 10 (Fiesta Bowl)
- 1985--Alabama 24, USC 3 (Aloha Bowl)
- 1987--Auburn 16, USC 7 (Florida Citrus Bowl)
- 1990--Michigan State 17, USC 16 (John Hancock Bowl)
- 1992--Fresno State 24, USC 7 (Freedom Bowl)
- 1993--USC 28, Utah 21 (Freedom Bowl)
- 1995--USC 55, Texas Tech 14 (Cotton Bowl)
- 1998--TCU 28, USC 19 (Sun Bowl)
- 2001--Utah 10, USC 6 (Las Vegas Bowl)
- **2003--USC 38, Iowa 17 (Orange Bowl)
- **2005--USC 55*, Oklahoma 19 (Orange Bowl, BCS Championship)
- 2009--USC 24, Boston College 13 (Emerald Bowl)
- **BCS Bowl Game
- *Win later vacated due to NCAA penalty





USC BOWL GAME SUMMARIES

1923 Rose Bowl USC 14, Penn State 3

In the first Rose Bowl game played in the present Rose Bowl stadium, USC, a substitute Western entry for California, which had declined the invitation, defeated Penn State, 14-3. USC's first touchdown was set up by Harold Galloway, who caught a pass while flat on his back at the two-yard line. Penn State arrived at the game 45 minutes late after being caught in a traffic jam, and the game concluded in moonlight as sportswriters had to strike matches to complete their stories.

USC	0	7	7	0	-- 14
Penn State	3	0	0	0	-- 3

Scoring: USC--Touchdowns, Campbell, Baker. PAT, Hawkins (2).
Penn State--Field Goal, Palm.

Attendance: 43,000 **Date:** Jan. 1

1924 Christmas Festival USC 20, Missouri 7

Played on Christmas Day in the Coliseum, USC posted one of its biggest wins in its early history, 20-7 over Missouri. The Trojans stopped the Tigers early, then dominated the latter part of the contest, with Hayden Pythian, Wallace Newman and Henry Lefebvre starring.

Missouri	0	0	0	7	-- 7
USC	0	0	20	0	-- 20

Scoring: USC--Touchdowns, Lefebvre, Badgro, Pythian. PAT, Hawkins (2).

Attendance: 47,000 **Date:** Dec. 25

1930 Rose Bowl USC 47, Pittsburgh 14

Quarterbacks Russ Saunders and Marshall Duffield combined to pass for 279 yards and four touchdowns to lead Coach Howard Jones' first USC Rose Bowl team past Pittsburgh, 47-14. Saunders' first three passes went for touchdowns, two to Trojan end Harry Edelson. USC built a 26-0 halftime lead in coasting to the triumph.

USC	13	13	14	7	-- 47
Pittsburgh	0	0	7	7	-- 14

Scoring: USC--Touchdowns, Edelson (2), Duffield (2), Pinckert, Saunders, Wilcox. PAT, Shaver (2), Baker (2), Duffield.
Pittsburgh--Touchdowns, Walinchus, Collins. PAT, Parkinson (2).

Attendance: 72,000 **Date:** Jan. 1

1932 Rose Bowl USC 21, Tulane 12

Erny Pinckert ran for touchdowns of 25 and 30 yards to lead USC's Thundering Herd to a 21-0 halftime lead, and the Trojans held off Bernie Bierman's Tulane team in the second half for a 21-12 victory. Six USC players on that team were named All-American during their college careers.

USC	0	7	14	0	-- 21
Tulane	0	0	6	6	-- 12

Scoring: USC--Touchdowns, Sparling, Pinckert (2). PAT, Baker (3).

Attendance: 75,562 **Date:** Jan. 1

1933 Rose Bowl USC 35, Pittsburgh 0

Quarterback Cotton Warburton scored two touchdowns as USC wore down a lighter Pittsburgh team for a 35-0 win. Warburton, a 145-pounder who went on to become one of the Trojans' greatest backs, broke the game open in the second half.

USC	7	0	7	21	-- 35
Pittsburgh	0	0	0	0	-- 0

Scoring: USC--Touchdowns, Palmer, Griffith, Warburton (2), Barber. PAT, Smith (4), Lady.

Attendance: 78,874 **Date:** Jan. 2

1939 Rose Bowl USC 7, Duke 3

A fourth-string quarterback, Doyle Nave, who had played only 28 1/2 minutes all year, came off the bench to fire four straight passes to second team end Al Krueger, the last a 19-yard touchdown aerial, in the last two minutes to edge Duke, 7-3. Those were the only points scored on previously undefeated Duke all season.

USC	0	0	0	7	-- 7
Duke	0	0	0	3	-- 3

Scoring: USC--Touchdown, Krueger. PAT, Gaspar.
Duke--Field Goal, Ruffa.

Attendance: 89,452 **Date:** Jan. 2

1940 Rose Bowl USC 14, Tennessee 0

USC overpowered Tennessee, which hadn't been scored upon in 15 consecutive games, 14-0, to hand the Volunteers their first loss in 24 games and to give Trojan coach Howard Jones, who died in the summer of 1941, a perfect 5-0 record in the Rose Bowl. USC's final touchdown was scored on a pass from Amby Schindler to Al Krueger, who had caught the winning TD pass in 1939.

USC	0	7	0	7	-- 14
Tennessee	0	0	0	0	-- 0

Scoring: USC--Touchdown, Schindler, Krueger. PAT, Jones, Gaspar.

Attendance: 92,200 **Date:** Jan. 1

1944 Rose Bowl USC 29, Washington 0

In the only Rose Bowl game which was not intersectional (because of wartime travel restrictions), USC raced past Washington, 29-0. Quarterback Jim Hardy led the Trojans, throwing three touchdown passes. Washington entered the game as a strong favorite.

USC	0	7	13	9	-- 29
Washington	0	0	0	0	-- 0

Scoring: USC--Touchdowns, G. Callanan (2), G. Gray (2). PAT, Jamison (3). Safety, Planck blocked Austin's punt which was recovered in end zone by Washington.

Attendance: 68,000 **Date:** Jan. 1

1945 Rose Bowl USC 25, Tennessee 0

Quarterback Jim Hardy passed for two touchdowns and ran for a third as USC defeated Tennessee, 25-0. Hardy thus in two games threw for five touchdowns and scored a sixth. Tennessee fielded a predominantly freshman team.

USC	6	6	0	13	-- 25
Tennessee	0	0	0	0	-- 0

Scoring: USC--Touchdowns, J. Callanan, Salata, J. Hardy, MacLachlan. PAT, West.

Attendance: 91,000 **Date:** Jan. 1

1946 Rose Bowl Alabama 34, USC 14

Harry Gilmer, known more as a passer, ran for 113 yards while Alabama's defense choked off USC to give the Crimson Tide a 34-14 victory. Alabama allowed USC just six yards of rushing and 35 passing. It was USC's first loss in the Rose Bowl following eight victories.

Alabama	7	13	7	7	-- 34
USC	0	0	0	14	-- 14

Scoring: Alabama--Touchdowns, Self (2), Gilmer, Tew, Hodges. PAT, Morrow (4).
USC--Touchdowns, Adelman, Clark. PAT, Lillywhite (2).

Attendance: 93,000 **Date:** Jan. 1

**1948 Rose Bowl
Michigan 49, USC 0**

Michigan, under Coach Fritz Crisler gunning for the national championship, defeated USC, 49-0, to duplicate its 1902 triumph over Stanford. Halfback Robert Chappuis ran for 91 yards, passed for 188, and made six key plays which set up or scored five touchdowns.

Michigan	7	14	7	21	-- 49
USC	0	0	0	0	-- 0

Scoring: Michigan--Touchdowns, Weisenburger (3), C. Elliott, Yerges, Derricotte, Rifenburg. PAT, Brieske (7).

Attendance: 93,000 **Date:** Jan. 1

**1953 Rose Bowl
USC 7, Wisconsin 0**

Substitute quarterback Rudy Bukich threw a 22-yard touchdown pass to Al "Hoagy" Carmichael in the third quarter which held up for a 7-0 USC triumph over Wisconsin to give the Pacific Coast its first victory over the Big Ten since the two conferences began their agreement in 1947. Jess Hill, the Trojan coach who played on the 1929 USC team, became the first man to have played on and coached winning Rose Bowl teams.

USC	0	0	7	0	-- 7
Wisconsin	0	0	0	0	-- 0

Scoring: USC--Touchdown, Carmichael. PAT, Tsagalakis.

Attendance: 101,500 **Date:** Jan. 1

**1955 Rose Bowl
Ohio State 20, USC 7**

Woody Hayes made his first trek to the Rose Bowl as a coach and his national champion Ohio State team defeated USC, 20-7, in the mud and rain. Dave Leggett quarterbacked the Buckeyes to three touchdowns and USC's Aramis Dandoy returned a punt 86 yards for a touchdown. UCLA was PCC champion, but was barred from returning by the conference's "no-repeat" rule.

Ohio State	0	14	0	6	-- 20
USC	0	7	0	0	-- 7

Scoring: Ohio State--Touchdowns, Leggett, Watkins, Harkrader. PAT, Weed, Watkins.

Attendance: 89,191 **Date:** Jan. 1

**1963 Rose Bowl
USC 42, Wisconsin 37**

John McKay made his debut in the Rose Bowl as USC coach and saw his undefeated national champion Trojans outscore Wisconsin, 42-37. USC, with Pete Beathard throwing four touchdown passes, ran up a 42-14 lead. Then Wisconsin's Ron VanderKelen got hot, bringing the Badgers to within five points when time ran out. VanderKelen completed 33 of 48 passes for 401 yards, and 11 Rose Bowl records were broken.

USC	7	14	14	7	-- 42
Wisconsin	7	0	7	23	-- 37

Scoring: USC--Touchdowns, Bedsole (2), Butcher, Wilson, Heller, F. Hill. PAT, Lupo (6). Wisconsin--Touchdowns, Kurek, VanderKelen, Holland, Korner, Richter. PAT, Korner (5). Safety, USC bad center snap downed in end zone by USC.

Attendance: 98,698 **Date:** Jan. 1

**1967 Rose Bowl
Purdue 14, USC 13**

A two-point conversion attempt by USC with less than three minutes remaining was foiled and Purdue emerged a 14-13 victor. After Troy Winslow flipped a 19-yard touchdown pass to Rod Sherman, Boilermaker back George Catavolos intercepted the conversion pass. Perry Williams scored both Purdue touchdowns on short bursts.

Purdue	0	7	7	0	-- 14
USC	0	7	0	6	-- 13

Scoring: Purdue--Touchdowns, P. Williams (2). PAT, Griese (2).

Attendance: 100,807 **Date:** Jan. 2

**1968 Rose Bowl
USC 14, Indiana 3**

O.J. Simpson ran for 128 yards and scored both USC touchdowns on short blasts as the Trojans defeated Indiana, 14-3, to wrap up the national football title. USC started the game without five regulars and lost two more during the game, but had enough depth to prevail.

USC	7	0	7	0	-- 14
Indiana	0	3	0	0	-- 3

Scoring: USC--Touchdowns, Simpson (2). PAT, Aldridge (2).

Attendance: 102,946 **Date:** Jan. 1

**1969 Rose Bowl
Ohio State 27, USC 16**

Rex Kern quarterbacked national champion Ohio State to a 27-16 defeat of USC, overcoming a 10-0 deficit and heroics by Trojan O.J. Simpson. Simpson, the Heisman Trophy winner, rushed for 171 yards, including an 80-yard touchdown scamper. But five USC turnovers and Ohio State's power proved too much.

Ohio State	0	10	3	14	-- 27
USC	0	10	0	6	-- 16

Scoring: Ohio State--Touchdowns, Otis, Hayden, Gillian. Field Goals, Roman (2). PAT, Roman (2).

Attendance: 102,063 **Date:** Jan. 1

**1970 Rose Bowl
USC 10, Michigan 3**

A record fourth straight appearance by USC was culminated in a 10-3 victory over Michigan, whose coach Bo Schembechler suffered a heart attack and missed the game. The Trojans' "Wild Bunch" on defense held Michigan to a field goal while a 33-yard pass from Jimmy Jones to Bobby Chandler was the margin of victory.

USC	3	0	7	0	-- 10
Michigan	0	3	0	0	-- 3

Scoring: USC--Touchdown, Chandler. PAT, Ayala. Field Goal, Ayala.

Attendance: 103,878 **Date:** Jan. 1

**1973 Rose Bowl
USC 42, Ohio State 17**

Fullback Sam Cunningham, known primarily for his superb blocking, dived for four touchdowns, a modern era Rose Bowl record, as USC defeated Ohio State, 42-17, to win the national title. USC broke away after a 7-7 halftime tie as Anthony Davis ran for 157 yards and Mike Rae threw for 229.

USC	7	0	21	14	-- 42
Ohio State	0	7	3	7	-- 17

Scoring: USC--Touchdowns, Swann, Cunningham (4), Davis. PAT, Rae (6).

Attendance: 106,869 **Date:** Jan. 1

**1974 Rose Bowl
Ohio State 42, USC 21**

The 1974 game was a reverse of the 1973 contest as Ohio State, held to a 14-14 tie at halftime, exploded in the second half for a 42-21 win over USC. Freshman fullback Pete Johnson scored three touchdowns and Archie Griffin ran for 149 yards. But the Player of the Game was OSU quarterback Cornelius Greene, who completed six of eight passes for 129 yards and scrambled effectively.

Ohio State	7	7	13	15	-- 42
USC	3	11	7	0	-- 21

Scoring: Ohio State--Touchdowns, Johnson (3), Greene, Elia, Griffin. PAT, Conway (4). Greene (2-pointer).

Attendance: 105,267 **Date:** Jan. 1

BOWL GAME SUMMARIES

1975 Rose Bowl USC 18, Ohio State 17

Rhodes scholar Pat Haden threw a 38-yard touchdown pass late in the game to John McKay, the coach's son, then fired a two-point conversion pass to Shelton Diggs to give USC a narrow 18-17 win over Ohio State and the national title. Haden threw for 181 yards and two touchdowns to offset the loss of Anthony Davis, who suffered a rib injury.

USC	3	0	0	15	-- 18
Ohio State	0	7	0	10	-- 17

Scoring: USC--Touchdowns, Obradovich, McKay, PAT, Limahelu, Diggs (2-pointer). Field Goal, Limahelu. Ohio State--Touchdowns, Henson, Greene. PAT, Klaban (2). Field Goal, Klaban.

Attendance: 106,721 Date: Jan. 1

1975 Liberty Bowl USC 20, Texas A&M 0

In coach John McKay's final game at USC, his Trojans shook off a four-game losing streak and surprised favored Texas A&M in Memphis, 20-0. USC's defense came up with many big plays, while the offense was able to move against the nationally-ranked Aggie defense. Vince Evans threw a 65-yard bomb to Randy Simmrin to set up one touchdown and Liberty Bowl MVP Ricky Bell ran 76 yards with a screen pass for another TD.

USC	3	17	0	0	-- 20
Texas A&M	0	0	0	0	-- 0

Scoring: USC--Touchdowns, Tatupu, Bell, PAT, Walker (2). Field Goal, Walker.

Attendance: 52,129 Date: Dec. 22

1977 Rose Bowl USC 14, Michigan 6

After an opening game loss, USC won its 11th-straight game by grinding out a 14-6 win over Michigan. Michigan's Rob Lytle opened the scoring with a one-yard plunge, but Trojan quarterback Vince Evans got that back with a one-yard rollout. Freshman tailback Charles White, filling in for the injured Ricky Bell, rushed for 122 yards, including a seven-yard scoring jaunt that closed out the scoring for USC. John Robinson became only the second rookie coach from the Pac-8 to capture a Rose Bowl.

Michigan	0	6	0	0	-- 6
USC	0	7	0	7	-- 14

Scoring: Michigan--Touchdown, Lytle. USC--Touchdowns, Evans, White, PAT, Walker (2).

Attendance: 106,182 Date: Jan. 1

1977 Bluebonnet Bowl USC 47, Texas A&M 28

In a wild game in Houston's Astrodome, USC beat Texas A&M, 47-28. Down 14-0 in the first quarter, the Trojans scored the next 34 points and coasted to victory. Both teams combined for 1,139 yards of total offense, including 620 by USC. Dwight Ford raced 94 yards for a score, a USC record, while Rob Hertel threw four touchdown passes (including two to Calvin Sweeney).

USC	7	13	14	13	-- 47
Texas A&M	14	0	0	14	-- 28

Scoring: USC--Touchdowns, Sweeney (2), White, Simmrin, Ford, Tatupu, PAT, Jordan (3), Burns (2-pointer). Field Goals, Jordan (2).

Texas A&M--Touchdowns, Woodard (2), Moseley, Armstrong, PAT, Franklin (4).

Attendance: 52,842 Date: Dec. 31

1979 Rose Bowl USC 17, Michigan 10

In a tough defensive struggle, the Pac-10 ran its victory string to five in a row as USC outlasted Michigan 17-10. Trojan tailback Charles White rushed for 99 yards and scored what proved to be the decisive touchdown on a disputed three-yard plunge in the second quarter. Michigan quarterback Rick Leach almost brought the Wolverines back from a 14-point halftime deficit by completing eight of 11 second-half passes, including a 44-yard scoring bomb to Roosevelt Smith. White and Leach shared Player of the Game honors.

USC	7	10	0	0	-- 17
Michigan	0	3	7	0	-- 10

Scoring: USC--Touchdowns, Brenner, White, PAT, Jordan (2). Field Goal, Jordan. Michigan--Touchdown, R. Smith, PAT, Willner. Field Goal, Willner.

Attendance: 105,629 Date: Jan. 1

1980 Rose Bowl USC 17, Ohio State 16

USC's Heisman Trophy winning tailback Charles White stole the show as he led the Trojans to a come-from-behind win in one of the most exciting games in Rose Bowl history. White, named Player of the Game for the second straight year, rushed for a Rose Bowl record 247 yards, including a one-yard touchdown dive with 1:32 remaining in the game that gave USC the win. The Trojans jumped out to an early 10-0 lead, but Ohio State came back to take a 16-10 lead in the fourth quarter. Then White took over. With 5:21 remaining in the game, the Trojans got the ball on their own 17-yard line. USC marched 83 yards in eight plays, all on the ground. On the winning drive, White carried six times for 71 yards.

USC	3	7	0	7	-- 17
Ohio State	0	10	3	3	-- 16

Scoring: USC--Touchdowns, K. Williams, White, PAT, Hipp (2). Field Goal, Hipp.

Ohio State--Touchdown, G. Williams, PAT, Janakievski. Field Goals, Janakievski (3).

Attendance: 105,526 Date: Jan. 1

1982 Fiesta Bowl Penn State 26, USC 10

Penn State's fine defense and key Trojan miscues led to USC's first non-Rose Bowl post-season defeat, 26-10. Marcus Allen, who was held to 85 yards, fumbled away the ball on USC's first possession and the Lions' Curt Warner, who gained 145 yards, went in to score several plays later. USC's only touchdown came on a 20-yard interception by Chip Banks.

Penn State	7	10	9	0	-- 26
USC	7	0	3	0	-- 10

Scoring: Penn State--Touchdowns, Warner (2), Garrity, PAT, Franco (3). Field Goal, Franco. Safety, Paffenroth blocked punt out of end zone.

USC--Touchdown, Banks, PAT, Jordan. Field Goal, Jordan.

Attendance: 71,053 Date: Jan. 1

1985 Rose Bowl USC 20, Ohio State 17

USC's defense prevailed over Ohio State's potent offense featuring Heisman Trophy runnerup Keith Byars, 20-17. Interceptions set up USC's two touchdowns and the Trojan defense also stopped two key Buckeye drives--one early in the contest that got to the four-yard line and one late in the game which ended up at the 38. For USC, Tim Green threw touchdown passes to Joe Cormier and Timmie Ware while Steve Jordan kicked two 51-yard field goals. Most of Ohio State's points were provided by Rich Spangler, who hit three field goals.

Ohio State	3	3	3	8	-- 17
USC	10	7	3	0	-- 20

Scoring: Ohio State--Touchdown, Carter, PAT, Tomczak (2-pointer). Field Goals, Spangler (3). USC--Touchdowns, Cormier, Ware, PAT, Jordan (2). Field Goals, Jordan (2).

Attendance: 102,594 Date: Jan. 1

**1985 Aloha Bowl
Alabama 24, USC 3**

The nation's top two bowl teams (USC with the most wins and Alabama with the most appearances) faced off in balmy Honolulu. The score was tied at halftime, 3-3, but the Crimson Tide rolled in the second half to win, 24-3. USC managed only 197 total yards (just 61 rushing) and 10 first downs. On the other hand, Alabama had 317 total yards, 205 coming on the ground. Mike Shula, Al Bell, Gene Jelks, Cornelius Bennett and Jon Hand starred for the Crimson Tide.

USC	0	3	0	0	-- 3
Alabama	3	0	7	14	-- 24

Scoring: USC--Field Goal, Shafer.
Alabama--Touchdowns, Turner, Whitehurst, Bell.
PAT, Tiffin (3). Field Goal, Tiffin.
Attendance: 35,183 Date: Dec. 28

**1987 Florida Citrus Bowl
Auburn 16, USC 7**

In Ted Tollner's final game as USC's head coach, his Trojan defense held down a high-powered Auburn offense (led by Brent Fullwood, the nation's top runner). But Troy's offense was ineffective and the Tigers won, 16-7, in chilly Orlando. Outside linebacker Marcus Cotton provided USC with its only score on a spectacular 24-yard scoring interception return early in the game. Two long second-quarter drives by Auburn, plus a safety late in the game, gave Auburn its only points. USC made it interesting at the end after Louis Brock blocked a Tiger punt, but the Trojans couldn't score on fourth-and-inches at the goal line. Fullwood had 152 yards rushing and one TD for Auburn, which had just 290 total yards on the day.

Auburn	0	14	0	2	-- 16
USC	7	0	0	0	-- 7

Scoring: Auburn--Touchdowns, Reeves, Fullwood. PAT, Knapp (2). Safety, Peete called for intentionally grounding in end zone.
USC--Touchdown, Cotton. PAT, Shafer.
Attendance: 51,113 Date: Jan. 1

**1988 Rose Bowl
Michigan State 20, USC 17**

For just the fifth time ever, teams that had played each other earlier in the season (Michigan State had beaten USC in the 1988 season opener, 27-13) faced off in the Rose Bowl. The Spartans prevailed again, this time 20-17, breaking a six-game Big Ten losing streak in Pasadena. Despite getting more total yards (410 to 276) and first downs (21 to 11) than Michigan State, the Trojans were hurt by five turnovers, including a lost fumble on a mishandled snap on the Spartan 30 with 1:37 to play as Troy was marching downfield on an impressive drive. USC trailed 14-3 at halftime, but two touchdowns passes from quarterback Rodney Peete to split end Ken Henry eventually evened the score at 17-17 midway through the last quarter. On the next series, Michigan State moved into its winning field goal position with the help of a spectacular 36-yard jump pass from quarterback Bobby McAllister to split end Andre Rison. USC had to play Michigan State for the second time that season without star Trojan tailback Steven Webster (he sat out the opener with a sprained ankle and tore knee ligaments in the regular season finale against UCLA).

USC	3	0	7	7	-- 17
Michigan State	7	7	0	6	-- 20

Scoring: USC--Touchdowns, Henry (2). PAT, Rodriguez (2). Field Goal, Rodriguez.
Michigan State--Touchdowns, White (2). PAT, Langeloh (2). Field Goals, Langeloh (2).
Attendance: 103,847 Date: Jan. 1

**1989 Rose Bowl
Michigan 22, USC 14**

In a "teacher-versus-pupil" matchup (USC coach Larry Smith served under Wolverine coach Bo Schembechler at both Miami of Ohio and Michigan), the teacher got the better of it as Michigan came back from a 14-3 halftime deficit to win 22-14. It was a disappointing way for USC to conclude its 100th anniversary of football. After falling behind 3-0 on a Mike Gillette field goal, USC charged back as quarterback Rodney Peete ran for a pair of short touchdowns (1 and 4 yards) in the second quarter. But it was all Michigan in the second half, as the Wolverines amassed 230 of their 352 total yards then. They scored 3 times on long drives, the first on a 6-yard Demetrius Brown-to-Chris Calloway aerial that capped a 67-yard drive to open the third quarter. Then Rose Bowl MVP Leroy Hoard scored twice for Michigan on 1-yard runs in the final period, coming off of 92 and 70-yard drives. Hoard had 142 yards rushing (the first time anyone broke the century rushing mark against the Trojans all year), including a key 61-yard run to set up the Wolverines' final score. USC, which managed a season-low 296 total yards, didn't help its cause with 5 turnovers, 11 penalties and numerous missed tackles. The win was only Schembechler's second in 9 tries in Pasadena.

Michigan	3	0	6	13	-- 22
USC	0	14	0	0	-- 14

Scoring: Michigan--Touchdowns, Calloway, Hoard (2). PAT, Gillette. Field Goal, Gillette.
USC--Touchdowns, Peete (2). PAT, Rodriguez (2).
Attendance: 101,688 Date: Jan. 2

**1990 Rose Bowl
USC 17, Michigan 10**

After losing the previous 2 Rose Bowls, USC beat Michigan, 17-10, in a rematch of the 1989 game. The win, in Bo Schembechler's final game as Wolverine coach, ended Michigan's national title hopes. It was a bittersweet victory for USC coach Larry Smith, who served 6 years as an assistant under Schembechler at Miami of Ohio and Michigan. Trojan tailback Ricky Ervins, the Rose Bowl MVP, scored the game-winning TD on a 14-yard run with 1:10 to play. Ervins, who lives 5 minutes from the Rose Bowl and used to park cars there on New Year's Day, ran for 126 yards on 30 carries and caught 5 passes for 44 yards. USC, which dominated the stats, pulled off a key play early in the second quarter when defensive guard Dan Owens blocked a punt. Six plays later, quarterback Todd Marinovich, who was 22-of-31 passing for 178 yards, scored on a 1-yard run. Kickers J.D. Carlson of Michigan (19 yards) and USC's Quin Rodriguez (34 yards) then matched field goals prior to halftime. Michigan tied the score on a 2-yard run then matched field goals prior to halftime. Michigan tied the score on a 2-yard run by tailback Allen Jefferson in the third quarter and the game looked like it would end deadlocked. But, with less than 6 minutes to go, Michigan was called for holding on a successful Wolverine fake punt and USC took over at its 25-yard line. Troy then went 75 yards in 11 plays for the winning score. Michigan tailback Leroy Hoard became the first player to run for 100-plus yards against USC all season (he had 108 yards on 17 carries).

USC	0	10	0	7	-- 17
Michigan	0	3	7	0	-- 10

Scoring: USC--Touchdowns, Marinovich, Ervins. PAT, Rodriguez (2). Field Goal, Rodriguez.
Michigan--Touchdown, Jefferson. PAT, Carlson. Field Goal, Carlson.
Attendance: 103,450 Date: Jan. 1

**1990 John Hancock Bowl
Michigan State 17, USC 16**

Playing in its eighth different bowl, USC lost to Michigan State, 17-16, in the John Hancock Bowl in El Paso, Tex., on New Year's Eve day. It was the 900th game in Trojan gridiron history. USC dominated the stats, getting more total yards (336-215), plays (76-52), first downs (21-12) and possession time (35:45-24:15). Troy limited the powerful Spartan rushing attack (which averaged 253.9 yards a game to rank 10th nationally) to an MSU season-low 84 yards. Big Ten rushing champ tailback Tico Duckett got just 18 yards. But Troy had 4 costly turnovers (including 2 in MSU's end zone) and converted only 5 of 14 first downs. USC scored first when quarterback Todd Marinovich hit flanker Gary Wellman with a 7-yard TD pass late in the opening quarter. Marinovich was 18-of-30 for 174 yards, but threw 3 interceptions (including 1 in the end zone) and also fumbled the ball on fourth-and-goal at the Spartan 1-yard line in the middle of the second quarter (which MSU recovered in the end zone). Michigan State marched 80 yards to a TD after that fumble recovery, with tailback Hyland Hickson scoring on an 18-yard run to tie the score at 7-7 at halftime. After placekicker Quin Rodriguez hit a 20-yard field goal on USC's opening possession of the second half (which ended on the MSU 3-yard line), the Spartans countered with a 21-yard TD pass from quarterback Dan Enos to flanker Courtney Hawkins (the first TD reception by a MSU wide receiver all year), who was the game's MVP with 6 catches for a season-high 106 yards, and a career-long 52-yard field goal by John Langeloh. Rodriguez capped USC's next series with a career-long 54-yard field goal early in the fourth quarter. Then, down 17-13, cornerback Stephon Pace intercepted an Enos pass to give USC the ball near midfield. But the Trojans could get no closer than the MSU 17 before backup quarterback Shane Foley's errant pitch stalled the drive and USC had to settle for another Rodriguez field goal, this one 43 yards with 5:54 to play. Troy, however, could never get the ball back. Tailback Mazio Royster had a game-high 125 yards on 32 carries, only the second player to break the century rushing mark against Michigan State in 1990. USC rushed for 156 yards versus an MSU defense which was ranked 17th nationally against the run (allowing just 113.2 yards a game). Trojan outside linebacker Craig Hartsuyker, who had 2 quarterback sacks and forced a fumble, was named the game's Most Valuable Lineman.

USC	7	0	3	6	-- 16
Michigan State	0	7	10	0	-- 17

Scoring: USC--Touchdown, Wellman. PAT, Rodriguez. Field Goals, Rodriguez (3).
Michigan State--Touchdowns, Hickson, Hawkins. PAT, Langeloh (2). Field Goal, Langeloh.
Attendance: 50,562 Date: Dec. 31

BOWL GAME SUMMARIES

1992 Freedom Bowl Fresno State 24, USC 7

USC, making its 35th bowl appearance, was stunned by unranked, 8-point underdog Fresno State, 24-7, in the ninth Freedom Bowl in Anaheim Stadium. It was the first meeting ever between the Trojans and Bulldogs. Fresno State dominated, particularly in the second half. FSU, with the nation's No. 1 scoring offense (40.5) and No. 2 total offense (482.9), held the ball 15-plus minutes more (37:32-22:28), had 322 more total yards (405-183), 10 more first downs (24-14) and 34 more plays (84-50). USC's 183 total yards were its fewest since getting 163 at Washington in 1990 and its 95 passing yards were its fewest since getting 74 at Oregon in 1991. The Trojans had 4 turnovers (FSU had none) and converted just 1-of-9 third downs. The first half, played in a steady rain, ended in a 7-7 tie. It was the fewest points FSU had scored in a half all season (and it was the first time the Bulldogs were shut out in the first quarter in 1992). USC tailback Deon Strother opened the scoring with a 1-yard plunge early in the second quarter, but FSU answered when fullback Lorenzo Neal ran for a 1-yard TD. While attempting to catch a pass on the last play of the half, USC flanker Curtis Conway sprained his right knee and missed the second half (it was the first time in 23 games that he didn't catch a pass). After a 43-yard field goal by placekicker Derek Mahoney in the third quarter, FSU scored twice late in the game on runs by tailbacks Anthony Daigle (2 yards) and Ron Rivers (5 yards). Rivers had a game-high 104 yards on 19 carries, while Freedom Bowl MVP Neal had 75 yards on 19 tries. Bulldog quarterback Trent Dilfer was 13-of-28 for 164 yards. Tailback Estrus Crayton, USC's game MVP, led Troy with 79 yards on 19 attempts. Defensively, safety Jason Sehorn had a game-high 10 tackles, while inside linebacker Brian Williams added 9 stops, cornerback Jerald Henry had 8, and cornerback Jason Oliver had 7 along with a blocked field goal.

Fresno State	0	7	3	14	-- 24
USC	0	7	0	0	-- 7

Scoring: Fresno State--Touchdowns, Neal, Daigle, Rivers. PAT, Mahoney (3). Field Goal, Mahoney. USC--Touchdown, Strother. PAT, Ford.

Attendance: 50,745 Date: Dec. 29

1993 Freedom Bowl USC 28, Utah 21

USC, exorcising the demons of Anaheim Stadium, scored 28 points in the first 17 minutes of the game and then held off a furious Utah second-half rally to win Freedom Bowl X, 28-21, before 43,150 fans and a national Raycom television audience. The Trojans, making their 36th bowl appearance, were playing in Anaheim Stadium for the third time in 14 games, but had yet to win there (losing in the 1992 Freedom Bowl to Fresno State and the 1993 season-opening Disneyland Pigskin Classic to North Carolina). It was the first USC-Utah meeting in 45 years. USC, a 17-point favorite, scored easily on its first 4 possessions. In the first quarter, quarterback Rob Johnson hit All-American wide receiver Johnnie Morton on TD throws of 31 and 9 yards, and tailback David Dotson dove over from 2 yards out. Then, Johnson connected with tight end Johnny McWilliams on a 5-yard scoring toss just 1:26 into the second quarter. But after that, USC's offense--hampered by an ineffective running game (the Trojans ran for just 91 yards)--stalled. Utah, playing in just its fourth bowl game, came alive after halftime, scoring on 3 of its first 5 possessions: a 59-yard TD pass from quarterback Mike McCoy to slotback Henry Lusk, a 34-yard run by fullback Jamal Anderson and a 1-yard run by tailback Keith Williams. But USC got the ball with 3:19 to play and held it until just 8 seconds remained, when McCoy's desperation pass was intercepted by cornerback John Herpin (Herpin's second pick of the game). Morton was named the game's MVP as he caught a Freedom Bowl-record 10 passes for 147 yards and the 2 scores (to tie a Freedom Bowl TD catch mark) despite playing weakened with the flu (7 of his catches for 121 yards and both TDs were in the first half). Johnson, who also had come down with a slight case of the flu, completed a Freedom Bowl-record 30 passes in 44 attempts for 345 yards and the 3 TD aerials (in the first half, he was 17-of-25 for 255 with the 3 TDs). Morton became the Pac-10's No. 2 career receiver with 201 grabs, while Johnson set USC's season pass completion percentage mark (68.6%). USC tailback Shawn Walters ran for a game-high 70 yards on 19 carries, while fullback Deon Strother added 50 rushing yards on 9 attempts and caught 6 passes for 63 yards. USC wide receiver Ken Grace, who had 4 catches for 48 yards, returned a punt 31 yards, a Freedom Bowl mark. USC generated 436 yards of total offense on 82 plays and held the ball 32:14. Utah threatened 3 times inside the USC 30-yard line in the opening half, but USC's defense held each time, including an impressive goal line stand and an interception in the end zone by cornerback Jason Sehorn. Utah came into the game averaging 484.6 total yards (fifth in the U.S.), 324.3 passing yards (seventh in the U.S.) and 30.8 points, but was limited to 350 total yards (286 through the air). McCoy, who was second nationally in total offense (330.8), was 23-of-40 for 286 yards, 1 TD and 3 interceptions (at the half, he was 10-of-20 for 81 yards with 2 picks). Lusk had 6 catches for 140 yards and the TD, while Anderson ran for 67 yards and the TD on 16 carries and caught 7 passes for 61 yards. Outside linebacker Brian Williams and safety Mike Salmon topped USC in tackles with 9 each (both had 2 for losses). USC coach John Robinson, who has led USC to at least 8 wins in each of his 8 seasons there, upped his bowl record to 5-1.

Utah	0	0	13	8	-- 21
USC	20	8	0	0	-- 28

Scoring: Utah--Touchdowns, He. Lusk, Anderson, Williams. PAT, Yergerson, Anderson (2-pointer). USC--Touchdowns, Morton (2), Dotson, McWilliams. PAT, Ford (2), Banta (2-pointer).
Attendance: 37,203 Date: Dec. 30

1995 Cotton Bowl USC 55, Texas Tech 14

USC (ranked 20th by UPI, 21st by AP and 22nd by USA Today/CNN) made quite an impression in its first visit to the Mobil Cotton Bowl Classic, smashing Texas Tech, 55-14, in a record-filled performance before a sellout crowd of 70,218 and an NBC-TV national audience. It was USC's 24th bowl victory, its 37th bowl appearance (in 10 different bowls), its 17th win in the last 19 games against Southwest Conference opponents, its third win in 3 tries over Texas Tech, and coach John Robinson's sixth bowl win in 7 trips (giving Robinson at least 8 wins in each of his 9 seasons at Troy). After 59 years, it was also the last Cotton Bowl where an SWC team served as host. Texas Tech was making only its second visit to the Cotton Bowl (the first was in 1939). The game was over quickly, as it was 28-0 after the first quarter and 34-0 at halftime. USC led 48-0 before Texas Tech scored against the Trojan reserves late in the third quarter. USC set Cotton Bowl records for most points in a game, most points in a quarter (USC's most since also scoring 28 in the second quarter against California in 1978) and most touchdowns (7), while scoring its most points ever in a bowl and posting its biggest bowl victory margin (second in Cotton Bowl history). It was the most points scored against Texas Tech since Miami had 61 in 1986. Troy's first 3 scores came in a 1:16 span. After tailback Shawn Walters, 1 of 8 Texans on the Trojan roster, ran 11 yards for a TD, USC recovered a fumble on the ensuing kickoff and, on the next play, quarterback Rob Johnson hit fullback Terry Barnum for a 19-yard score. Three plays later, cornerback John Herpin, another Texas native, intercepted a Zebbie Lethridge pass and returned it 26 yards for a TD. Herpin, who intercepted another pass in the second quarter to set up a field goal, was named the game's Outstanding Defensive Player. USC's next 3 TDs came on aerials to wide receiver Keyshawn Johnson of 12, 22 and 86 yards (the 86-yarder was 1 yard shy of the longest pass in Cotton Bowl and USC history), the first 2 from Rob Johnson and the third from quarterback Brad Otton. Keyshawn Johnson, selected as the game's Outstanding Offensive Player, had 8 catches overall for a Cotton Bowl-record 222 yards (just 7 yards shy of the Trojan single game record). His 3 TD catches set a Cotton Bowl record and equalled a Trojan mark. Rob Johnson, who became USC's career passing yardage leader and the Pac-10 and USC recordholder for career completion percentage, was 16-of-21 for 289 yards (the second most yards in Cotton Bowl history). The other Trojan scores came on a late 2-yard Otton pass to tight end Jeff Diltz and second quarter field goals by placekicker Cole Ford of 39 and a career-best 42 yards. Ford's 7 PAT kicks was a Cotton Bowl record. Walters ran for a game-best 82 yards on 14 carries. Otton was 8-of-14 for 146 yards. USC thoroughly dominated the statistics, more than doubling Texas Tech in total yardage (578-260) and possession time (40:02-19:58) while also having more first downs (21-14) and plays (80-63). USC, which averaged 7.2 yards per play, set Cotton Bowl records for total yards, passing yards (a USC record 435) and completions (24). USC did this against a Texas Tech defense which entered the game third nationally in pass efficiency defense (88.6), 10th in scoring defense (17.4) and 22nd in total defense (311.0). The Red Raiders had held 5 foes to single digits in scoring and had given up just 47 points in their previous 5 games. Inside linebacker Jeff Kopp led USC in tackles with 7, while safety Sammy Knight added 6. Texas Tech, which punted 10 times, advanced into USC territory on just 4 of its 16 possessions.

USC	28	6	14	7	-- 55
Texas Tech	0	0	7	7	-- 14

Scoring: USC--Touchdowns, K. Johnson (3), Herpin, Walters, Barnum, Diltz. PAT, Ford (7). Field Goals, Ford (2). Texas Tech--Touchdowns, Lethridge, Mitchell. PAT, Davis (2).
Attendance: 70,218 Date: Jan. 2

1996 Rose Bowl USC 41, Northwestern 32

Behind the stellar play of wide receiver Keyshawn Johnson and quarterback Brad Otton, USC (ranked 15th by UPI and 17th by USA Today/CNN and AP) put an end to No. 3-ranked Northwestern's Cinderella season with an exciting 41-32 Rose Bowl win before a sellout crowd of 100,102 and a national ABC-TV audience. It was the 50th anniversary of the Pac-10/Big Ten agreement in the Rose Bowl. It was USC's 20th victory in its unprecedented 28th trip to Pasadena (but its first since the 1990 game) and Troy's first win over a Top 3 team since defeating Michigan in that 1990 Rose Bowl, while Northwestern--having its first winning season since 1971 (the Wildcats came in with a 10-1 record)--was playing in only its second-ever bowl (its first since winning the 1949 Rose Bowl). It also gave USC coach John Robinson a 4-0 Rose Bowl record (and 7-1 in all bowls). The Trojans jumped off to a quick start, driving 83 yards with the opening kickoff while using a no-huddle offense as running back LaVale Woods scored on a 1-yard plunge. But Northwestern answered on its first possession, as running back Darnell Autry ran 3 yards for a TD to cap a 68-yard drive. USC then scored 17 unanswered second quarter points: a scrambling 21-yard TD pass from Otton to running back Terry

**2001 Las Vegas Bowl
Utah 10, USC 6**

Barnum, a 30-yard field goal by placekicker Adam Abrams and, on Northwestern's next possession, cornerback Daylon McCutcheon's 53-yard fumble return after safety Sammy Knight knocked the ball loose from Wildcat wide receiver Brian Musso. Northwestern got a 29-yard field goal from placekicker Brian Gowins with 2 seconds to go in the half following a Trojan fumble, but Troy led 24-10 at intermission (it was USC's most first half points since scoring 34 against Texas Tech in the 1995 Cotton Bowl). The Wildcats then scored on their first 4 possessions of the second half: another Gowins field goal (this one from 28 yards), a 9-yard Autry run (after Northwestern recovered a surprise on-side kick), a 1-yard sneak by quarterback Steve Schnur (which followed a 56-yard Trojan scoring strike from Otton to Johnson), and a 2-yard Autry run early in the fourth quarter that gave Northwestern its first lead of the day, 32-31. But USC came right back, getting a 46-yard Abrams field goal (the longest by a Trojan since Quin Rodriguez hit a 54-yarder against Michigan State in the 1990 John Hancock Bowl). Safety Jesse Davis then sealed the victory for USC with an interception which led to a 5-yard TD by running back Delon Washington. Johnson, who served as a Trojan ballboy at the 1985 Rose Bowl, was named the Rose Bowl MVP, as he grabbed 12 passes (all for first downs) for a Rose Bowl record 216 yards (his 17th 100-yard outing in his career and the eighth of 1995). Otton played the entire game for the first time in the 1995 season, hitting 29-of-44 passes for 391 yards (all career highs) with 2 TDs and no interceptions; the yardage was 1 yard shy of Rob Johnson's USC record and was the third most in Rose Bowl history. Autry had his 13th consecutive 100-yard rushing game, getting 110 yards on 32 carries with the 3 TDs, while Schnur was 23-of-39 for a career-best 336 yards (including 7 completions for 145 yards to wide receiver D'Wayne Bates). Northwestern outgained USC in total yards, 475-520, and limited Troy to just 29 rushing yards (its fewest since getting 7 yards against UCLA in 1993), but the Wildcats' uncharacteristic 2 turnovers led to 14 Trojan points, proving costly to a team which was third nationally in turnover margin (1.82). The Wildcats also had a TD pass called back because of a penalty late in the game and missed 2 field goals, including a 49-yard attempt that hit the upright with 35 seconds to go. USC, on the other hand, had 11 penalties (including 9 in the second half). Trojan cornerback Brian Kelly had a game-high 11 tackles (along with 2 deflections), while Knight and linebacker Scott Fields added 7 stops each.

USC	7	17	7	10	-- 41
Northwestern	7	3	16	6	-- 32

Scoring: USC--Touchdowns, L. Woods, Barnum, McCutcheon, K. Johnson, Washington. PAT, Abrams (5). Field Goals, Abrams (2). Northwestern--Touchdowns, D. Autry (3), Schnur. PAT, Gowins (2). Field Goals, Gowins (2).

Attendance: 100,102 **Date:** Jan. 1

**1998 Sun Bowl
TCU 28, USC 19**

In a stunning upset, 16-point underdog TCU—which barely qualified for post-season play with a 6-5 record—used a potent option attack and a stingy run defense to beat USC, 28-19, in the 65th Norwest Sun Bowl before 46,612 fans and a national CBS-TV audience. The Horned Frogs' option offense gained 314 yards on the ground (the most against the Trojans since Notre Dame had 330 in 1992) and their defense limited Troy to a USC and Sun Bowl record low -23 rushing yards. It was TCU's first bowl win since 1957. TCU, which scored touchdowns on its first 3 possessions of the opening half on runs of 3 and 60 yards by TB Basil Mitchell and 7 yards by QB Patrick Batteaux, led 21-3 at intermission. USC's only first-half points came on a 35-yard field goal by PK Adam Abrams late in the second quarter. The Horned Frogs opened up a 25-point lead on their initial drive of the second half as Batteaux scored on a 3-yard run. USC battled back by scoring on its first 3 drives of the second half, first on a 23-yard pass from QB Carson Palmer to WR Billy Miller, then on a 1-yard run by TB Petros Papadakis and a 46-yard Abrams field goal early in the fourth quarter (Abrams was the game's Special Teams MVP). The Trojans got the ball back twice more, but those drives resulted in a loss of 30 yards as Palmer was sacked 3 times. Mitchell, the game's MVP rushed for 185 yards on 19 carries (including 114 in the first half) for a 9.7 average per carry. Batteaux added 94 yards on 28 tries while executing the option to perfection (he also completed 4-of-5 passes for 51 yards). TCU stayed mainly on the ground, as 61 of its 67 plays were runs (the most rushes against USC since Penn State had 66 in 1993). The Horned Frogs threw for only 51 yards (the fewest allowed by USC since Oregon State had 29 in 1995). TCU amassed 365 total yards, converted 10-of-16 third downs (including 7-of-9 in the first half) and held the ball 35:51. USC managed just 257 total yards and 12 first downs on only 49 plays. Troy converted just 1-of-11 third downs (that came in the first quarter). Palmer was 17-of-28 for a career-best 280 yards, but was sacked 6 times (all in the second half). WR R. Jay Soward had a game-best 6 catches for 64 yards, WR Larry Parker added 4 for 104 yards and Miller had 3 for 67 yards. LB Chris Claiborne had a game-best 13 tackles and S Grant Pearsall added 11 stops.

USC	0	3	13	3	-- 19
TCU	14	7	7	0	-- 28

Scoring: USC--Touchdowns, Miller, Papadakis. PAT, Abrams. Field Goals, Abrams (2). TCU--Touchdowns, Mitchell (2), Batteaux (2). PAT, Kaylakie (4).

Attendance: 46,612 **Date:** Dec. 31

Behind a time-consuming, powerful running attack and a dominating defense, Utah beat USC, 10-6, in the 10th Sega Sports Las Vegas Bowl before 22,385 fans and a national ABC-TV audience. The outcome—the Trojans' fifth loss of 2001 by 5 or less points—snapped USC's 4-game winning streak and Utah's 2-game losing skid. It also ended the Utes' 6-game losing streak to USC (Utah last beat Troy in 1916). The defensive struggle produced the lowest scoring Las Vegas Bowl ever. But that figured, as both squads were highly-ranked nationally in scoring defense (USC was 11th at 17.9 and Utah was 13th at 18.6). Utah, which entered the game ranked in the Top 25 nationally in all 4 defensive categories, limited the Trojans to just 151 total yards, including only 1 yard rushing. It was USC's fewest total yards since getting 124 against Washington in 1996 and its fewest rushing yards since having -20 at Arizona in 1999. USC had just 12 first downs, converted only 2-of-12 third downs and was sacked 4 times (including twice by ROV Sheldon Deckart, who had a team-high 6 tackles). USC punted on 8 of its 11 possessions (including on its first 4 drives and its final 4), went 3-and-out 5 times and penetrated Utah territory only 4 times (getting inside the 30 just once). At halftime, USC had just 15 total yards (with -53 on the ground) and 3 first downs. On offense, Utah—which was 12th nationally in rushing offense at 218.9—controlled the clock (holding the ball 16 minutes more than USC, 38:01 to 21:59) by running 54 times for 222 of its 358 total yards. The Utes ran off 75 plays (USC had just 51). HB Adam Tate ran for a game-best 103 yards on 23 carries, while fellow HB Dameon Hunter (a 1,000-yard runner in 2001) rushed for 94 yards on 17 tries and was named Utah's game MVP. Utah QB Lance Rice was 12-of-21 for 136 yards while hitting some timely passes, including a game-best 4 to WR Josh Lyman (for 41 yards) and 3 to TE Michael Richardson (for 35 yards). Utah scored on its second possession of the game as Tate ran for a 3-yard TD to cap a 7-play, 48-yard drive late in the first quarter. Then, after USC PK David Davis—the Pac-10's most accurate field goal kicker in 2001—missed a 47-yarder (breaking his string of 12 consecutive successful field goals), the Utes drove 61 yards in 12 plays to set up PK Ryan Kaneshiro's 26-yard field goal with 29 seconds to play in the half. USC came alive to start the second half, taking the opening kickoff and driving 80 yards in 12 plays, finishing with a 2-yard scoring run by FB Sunny Byrd (but Davis missed the PAT). But despite getting a pair of turnovers—CB Kris Richard recovered a fumble and LB John Cousins intercepted a pass—on Utah's next 2 possessions, the Trojans couldn't get any closer than the Ute 40-yard line the rest of the way. Trojan QB Carson Palmer was 15-of-26 for 150 yards, while WRs Kareem Kelly (33 yards) and Devin Pitts (32 yards) each had 3 receptions. Trojan All-American safety Troy Polamalu—picked as USC's game MVP—had a Las Vegas Bowl record and career-high 20 tackles (with a game record 12 solo), including 3 for losses, while S DeShaun Hill (14 stops and a forced fumble) and LB Frank Strong (12 tackles, including 4 for losses) also posted career bests in tackles. It was USC's first game in the state of Nevada and its sixth contest on Christmas Day (but its first since 1934). The crowd was the smallest ever to see USC in a bowl and the fewest at a Trojan game since 20,938 showed up at Oregon State in 1997.

Utah	7	3	0	0	-- 10
USC	0	0	6	0	-- 6

Scoring: Utah--Touchdown, Tate. PAT, Kaneshiro. Field Goal, Kaneshiro. USC--Touchdown, Byrd.

Attendance: 22,385 **Date:** Dec. 25

**2003 Orange Bowl
USC 38, Iowa 17**

No. 5-ranked USC—behind a balanced offense and a stingy defense—staked its claim as one of the nation's top teams as it swamped No. 3 Iowa, 38-17, in the 69th FedEx Orange Bowl before a sold out crowd of 75,971 fans under the lights in Pro Player Stadium and a national ABC-TV audience. It was Pac-10 co-champion USC's eighth win in a row (giving Troy its first 11-win season since 1979) and it snapped Big Ten co-champ Iowa's 9-game winning streak. It was the first meeting between the teams in 26 years and the first trip to the Orange Bowl for either school. It also was Troy's first win ever in Florida in 5 tries and came against the ninth AP-ranked squad the Trojans played in the 2002 season. And USC scored at least 30 points for a school-record eighth consecutive game. USC dominated the Hawkeyes statistically, getting more total yards (550-323), first downs (30-18), plays (80-58) and possession time (38:06-21:54). It was the ninth game in a row that USC had at least 400 yards of total offense. Despite facing an Iowa defense that was second nationally against the run (68.2), Troy rushed for a season-best 247 yards and scored 4 TDs on the ground. And USC—playing without 2-time All-American S Troy Polamalu, who was held out with a sore hamstring—kept in check a Hawkeye offense that was sixth nationally in scoring (38.9). At the start, it looked like Iowa would provide a stiff challenge as WR C.J. Jones ran back the opening kickoff an Orange Bowl-record 100 yards for a TD. But USC responded quickly as QB Carson Palmer's 65-yard bomb to WR Kareem Kelly on Troy's first play set up TB Justin Fargas' 4-yard scoring run just 3 plays later. Then, after Iowa had to settle for a 35-yard field goal by PK Nate Kaeding after advancing to the USC 2-yard line on the ensuing drive, USC reeled off 31 unanswered points. First, PK Ryan Killeen atoned for an earlier missed field goal by nailing a 35-yarder late in the half (DT Bernard Riley then blocked Kaeding's 28-yard field goal try at the end of the half to keep the score knotted at 10-10). Next, USC scored on its first 3 possessions of the second half, first an 18-yard

BOWL GAME SUMMARIES

Palmer TD pass to WR Mike Williams, then a career-long 50-yard TD run by Fargas (to cap a 99-yard drive) and a 5-yard run by TB Sultan McCullough at the top of the fourth quarter. FB Sunny Byrd added a 6-yard scoring run late in the game before Iowa added a touchdown against USC's reserves on an 18-yard pass from QB Brad Banks to WR Maurice Brown. Palmer proved his Heisman Trophy was no fluke as he hit 21-of-31 passes for 303 yards to earn Orange Bowl MVP honors, while Heisman runnerup Banks—the nation's passing efficiency leader—was just 15-of-36 for 204 yards and an interception (his first pick in his last 104 attempts). Fargas ran for 122 yards on 20 carries and McCullough added 76 yards on 12 tries, while Iowa RB Fred Russell—12th in the nation in rushing—was held to just 45 yards on 9 carries. Florida native Williams (game-high 99 yards) and WR Keary Colbert (81 yards) each had 6 receptions, while Kelly had 3 for 74 yards to set an NCAA record for consecutive games with a catch (47) en route to becoming USC's career reception leader (204). Williams set NCAA freshman records for receptions (81), receiving yards (1,265) and receiving TDs (14). Brown had 6 catches for 63 yards for Iowa. LBs Mike Pollard and Matt Grootegoed each had a team-best 6 tackles for USC, while S Jason Leach had an interception and fumble recovery while filling in for Polamalu. Iowa hurt itself with 13 penalties and turned the ball over twice.

Iowa	10	0	0	7	-- 17
USC	7	3	14	14	-- 38

Scoring: Iowa--Touchdowns, Jones, Brown. PAT, Kaeding (2). Field Goal, Kaeding.
USC--Touchdowns, Fargas (2), M. Williams, McCullough, Byrd. PAT, Killeen (5). Field Goal, Killeen.

Attendance: 75,971 **Date:** Jan. 2

2004 Rose Bowl USC 28, Michigan 14

QB Matt Leinart threw 3 touchdowns and caught another and the relentless Trojan defense recorded a season-high 9 sacks as No. 1 USC dominated No. 4 Michigan, 28-14, in the 90th Rose Bowl before a soldout crowd of 93,849 and an ABC-TV national audience. The victory (USC's 21st Rose Bowl win) virtually guaranteed Troy the AP national championship, 25 years after its last national crown, and gave USC its first 12-win season since 1978. And it snapped Michigan's 6-game winning streak. The Trojans built a 21-0 lead before Michigan scored late in the third quarter. After DT Shaun Cody blocked a Wolverine field goal attempt early in the game, USC scored 4 plays into its first possession when WR Keary Colbert made an over-the-shoulder fingertip grab of Leinart's 25-yard aerial. Then, late in the first half following LB Lofa Tatupu's interception (he grabbed a ball that bounced off of SE Braylon Edwards' foot and returned it 26 yards to the Michigan 3), TB LenDale White took a Leinart toss 6 yards for another TD. Then, on the opening drive of the second half, Colbert made a spectacular one-handed grab of a 47-yard Leinart bomb (despite being interfered with) to up Troy's cushion. However, Michigan answered on its next series with a scoring drive that took nearly 8 minutes, capped by QB John Navarre's 5-yard pass to TE Tim Massaquoi. But USC responded right back, scoring on a tricky 15-yard reverse pass from WR Mike Williams to an unguarded Leinart. Wolverine TB Chris Perry ran 2 yards for a TD early in final quarter, but Michigan had the ball for only 4:12 in that quarter and never threatened again. Leinart was named the Rose Bowl MVP as he connected on 23-of-34 passes for 327 yards with the 3 scores (and no interceptions), along with his TD catch. Colbert, who became USC's career reception leader (with 207 catches), had 6 catches for a career-best 149 yards. Williams added a team-best 8 catches for 88 yards. White's TD was his 14th of the year, tying the USC freshman season record, while TB Reggie Bush—who had 41 yards rushing, 42 receiving and 49 on returns—set the USC freshman season all-purpose yardage mark (1,331 yards). Tatupu had a team-high 12 tackles, CB Will Poole added 10 stops (including 2 sacks) with 5 deflections and DE Kenechi Udeze had 3 sacks. USC's 9 sacks were its most since getting 13 against Oregon in 1992. Although Michigan held the ball 34:26 and had more plays (84 to 60) and first downs (25 to 19), the Trojans accumulated 410 total yards to UM's 320 (only 49 rushing). Michigan came into the game having allowed just 15 sacks and 5 TD passes all season. Navarre was 27-of-46 for 271 yards, Perry ran for 85 yards on 23 tries and Edwards had a game-high 10 receptions for 107 yards. USC set school overall attendance (946,482) and average (72,368) records.

USC	7	7	14	0	-- 28
Michigan	0	0	7	7	-- 14

Scoring: USC--Touchdowns, Colbert (2), White, Leinart. PAT, Killeen (4).
Michigan--Touchdowns, Massaquoi, Perry. PAT, Rivas (2).

Attendance: 93,849 **Date:** Jan. 1

2005 Orange Bowl USC 55*, Oklahoma 19

Top-ranked USC won its 11th national championship—and second consecutive—in overwhelming fashion by thumping No. 2 Oklahoma, 55-19, in the BCS Championship Game in the 2005 Orange Bowl before a sold-out crowd of 77,912 in Miami's Pro Player Stadium and a national prime time ABC-TV audience. USC became just the second team ever to hold the AP No. 1 ranking from the pre-

season through the bowl (Florida State did it in 1999). The Trojans also became the 10th team to win consecutive AP national championships. It was Troy's 22nd victory in a row, including a school-record 13 in 2004. USC's 55 points tied its most ever in a bowl (and were the most ever allowed in a bowl by Oklahoma). It was a school-record eighth time in the season that USC won by 30-plus points. USC scored 38 of its points off of OU turnovers. QB Matt Leinart, the game's MVP, threw an Orange Bowl record (and USC record-tying) 5 touchdowns, including 3 to WR Steve Smith (tying both an Orange Bowl and USC record). PK Ryan Killeen set the USC career scoring record (with 329 points). Oklahoma looked impressive early, driving 92 yards for the game's first score midway through the opening quarter on a 5-yard pass from QB Jason White to WR Travis Wilson. But USC countered on the ensuing possession to start a 28-point scoring run, as TE Dominique Byrd made a spectacular one-handed TD grab of a 33-yard Leinart aerial. Then, late in the quarter, USC S Josh Pinkard recovered a botched OU punt return and TB LenDale White ran for a 6-yard TD on the next play. S Jason Leach intercepted White's desperation heave on Oklahoma's next series and Leinart soon after hit WR Dwayne Jarrett on a 54-yard scoring bomb. White was picked off again on OU's next drive, this time by CB Eric Wright, and 3 plays later Leinart hit Smith for a 5-yard score with 9:17 to go in the half. After Oklahoma responded with a 29-yard field goal by PK Garrett Hartley, USC took just 4 plays to score again, this time on Smith's impressive one-armed reception of a 33-yard Leinart pass. When Oklahoma fumbled the ball away on its following possession (LB Matt Grootegoed had the recovery), Killeen nailed a 44-yard field goal with 3 seconds to go to put USC up 38-10 at halftime. USC scored on its first 2 drives of the second half: a 4-yard Leinart-to-Smith pass and a 42-yard Killeen field goal. The Trojans capped a 27-point scoring outburst when White ran for an 8-yard TD just 5 plays after Grootegoed intercepted White early in the fourth quarter. The Sooners scored twice late in the game against mostly Trojan reserves, getting a safety when Leinart fell on a fumbled snap in the end zone and then on White's 9-yard pass to Wilson. USC piled up 525 total yards (averaging 8.3 yards per play) to the Sooners' 372, even though OU ran off 13 more plays (76 to 63) and held the ball for 35:06. But USC didn't turn the ball over, while Oklahoma had 5 giveaways. For USC, Leinart was 18-of-35 for 332 yards, White ran for 118 yards on 15 carries, Smith had 7 catches for 113 yards, Jarrett had 5 receptions for 115 yards and TB Reggie Bush had 149 all-purpose yards (75 yards on 6 rushes, 36 yards on 2 kickoff returns, 31 yards on 2 catches and a 7-yard punt return). LB Lofa Tatupu had a game-best 12 tackles, S Darnell Bing added 10 stops and Leach and Grootegoed each had 7. OU's White was 24-of-36 for 244 yards, but threw 3 interceptions, Wilson caught 7 passes for 59 yards and TB Adrian Peterson ran for 82 yards on 25 tries. It marked the first time that a pair of Heisman Trophy winners (Leinart and White) faced each other in a game (in fact, 4 of the 2004 Heisman finalists played in the game, including Bush and Peterson).

Oklahoma	7	3	0	9	-- 19
USC	14	24	10	7	-- 55

Scoring: USC--Touchdowns, S. Smith (3), White (2), Byrd, Jarrett. PAT, Killeen (7). Field Goal, Killeen (2).
Oklahoma--Touchdowns, Wilson (2). PAT, Hartley.
Field Goal, Hartley. Safety, Team.

Attendance: 77,912 **Date:** Jan. 4

*Win later vacated due to NCAA penalty

2006 Rose Bowl Texas 41, USC 38

QB Vince Young ran for a pair of touchdowns in the final minutes—including an 8-yard scrambling game-winner on fourth-and-5 with 19 seconds to go—to help No. 2 Texas overcome a 12-point deficit and upend top-ranked USC, 41-38, in the BCS Championship Game in the 2006 Rose Bowl before a sold-out crowd of 93,986 and a national prime time ABC-TV audience. The win was Texas's 20th in a row and snapped USC's 34-game winning streak, denying the Trojans an unprecedented third consecutive national championship (it was also Troy's first loss after 16 straight non-conference wins and 16 consecutive victories over AP Top 25 teams). Young, the 2005 Heisman Trophy runnerup and Rose Bowl Offensive MVP, accounted for 467 yards of total offense, including 200 rushing (the most by a runner against USC since Oregon State's Ken Simonton had 234 in 2000) with 3 TDs and 267 through the air on 30-of-40 passing. After USC took a 38-26 lead with 6:42 to play on QB Matt Leinart's 22-yard scoring pass to WR Dwayne Jarrett (Jarrett's USC season record-tying 16th touchdown reception), Young marched the Longhorns down the field in 8 plays as he scrambled for a 17-yard TD with 4:03 to play. Then, after USC failed to convert a fourth-and-2 run at midfield on the ensuing possession, Texas took over with 2:09 remaining and took 11 plays to score the clincher. After USC opened the game's scoring on a 4-yard run by TB LenDale White following LB Kaluka Maiava's recovery of a fumbled Texas punt return, the Longhorns scored the next 16 points on 3 straight possessions. First, PK David Pino hit a 46-yard field goal after Texas recovered a USC fumble at the UT 19-yard line, then TB Selvin Young took a lateral from Young and went the remaining 12 yards for a score (coming after Texas intercepted a Trojan pass in the end zone), but Pino's PAT missed. Then, TB Ramonce Taylor raced 30 yards for a TD. USC responded as PK Mario Danelo nailed a career-long 43-yard field goal with 2 seconds to go in the half. The teams scored 53 points in the second half (the most points in a half ever at the Rose Bowl), when there were 4 lead changes. After White ran 3 yards for a TD early in the half to give Troy a 17-16 edge, Young answered with a 14-yard scoring run, but the Trojans came right back on White's 12-yard TD rumble late in the third quarter. After Pino missed a field goal on the first play of the fourth quarter, USC drove 80 yards,

culminating in TB Reggie Bush's 26-yard scoring run. Texas narrowed the gap to 31-26 on its next series as Pino hit a 34-yard field goal with 8:46 to play, but USC responded on the ensuing drive with the Leinart-to-Jarrett TD for what appeared to be a comfortable lead before Young took over. The teams produced a Rose Bowl-record 1,130 yards of combined total offense (the 9 combined rushing TDs and 60 combined first downs were also Rose Bowl marks). USC had a Rose Bowl-record 574 total yards (including 365 passing) and averaged 7.0 yards per play. Its 38 points were the most by a losing team in the Rose Bowl. Texas had 556 total yards (the most against USC since California's 601 in 1991), including 289 rushing (the most allowed by USC since Kansas State had 340 in 2001), while averaging 7.3 yards per play (8.0 rushing). UT's 30 first downs were the most against the Trojans since UCLA had a USC opponent record-tying 32 in 1970. White ran for 124 yards and 20 carries with the 3 touchdowns (setting USC and Pac-10 records for season and career rushing and overall TDs). Leinart was 29-of-40 for 365 yards (he was 16-of-19 for 218 yards in the second half) and at one point connected on a Rose Bowl-record 11 consecutive passes, Bush had 279 all-purpose yards (82 on 13 carries, 95 on a season-best 6 receptions and 102 on 5 kickoff returns) and Jarrett had 10 catches for 121 yards. Bush and White set an NCAA record for career touchdowns by teammates (99). S Darnell Bing led USC with 9 tackles, CB Josh Pinkard added 7 stops and LB Oscar Lua had 6. USC limited Texas to just 3-of-11 third down conversions. Texas TE David Thomas had 10 catches for 88 yards, while WR Limas Sweed added 8 receptions for 65 yards. S Michael Huff, the 2005 Thorpe Award winner and Rose Bowl Defensive MVP, had a game-best 12 tackles with a fumble recovery. The game marked the first time that a team fielded a pair of already-named Heisman winners (Leinart and Bush). It also was USC's first loss to Texas in 5 meetings, its first defeat in 6 bowl appearances when ranked No. 1 and its first post-season loss to a Big 12 team in 6 bowl trips. USC set a school record for overall season attendance (1,037,565), the first time it was over the million mark, and overall season attendance average (79,813). The game was viewed on ABC-TV by 35.6 million fans, making it the highest-rated college football game since the 1987 Fiesta Bowl.

Texas	0	16	7	18	-- 41
USC	7	3	14	14	-- 38

Scoring: USC--Touchdowns, White (3), Bush, Jarrett. PAT, Danelo (5). Field Goal, Danelo.
 Texas--Touchdowns, V. Young (3), S. Young, Taylor. PAT, Pino (3), V. Young (2-pointer). Field Goal, Pino (2).
Attendance: 93,926 **Date:** Jan. 4

**2007 Rose Bowl
 USC 32, Michigan 18**

No. 8 USC used a second half offensive explosion behind 4 touchdown passes from QB John David Booty and a game-long stifling defense to dominate No. 3 Michigan, 32-18, in the 2007 Rose Bowl in front of a sold-out crowd of 93,852 and a national ABC-TV audience. It was USC's most points and biggest victory margin ever over the Wolverines. It gave Troy 5 consecutive 11-win seasons. The win exorcised the close losses Troy had in its previous 2 visits to the Pasadena stadium (to Texas in the 2006 BCS Championship Game and to UCLA at the end of the 2006 regular season). It took 30 minutes for USC—making an unprecedented fifth straight BCS bowl appearance—to shake off the disappointment of the UCLA upset that knocked the Trojans out of the BCS Championship Game. And by game's end, USC's victory quashed any talk that Michigan should have been playing in the BCS Championship Game instead of the Rose Bowl. The teams traded field goals (a 26-yarder by Trojan PK Mario Danelo late in the first quarter and a 41-yarder by PK Garrett Rivas on Michigan's ensuing possession early in the second quarter) in a mundane first half that saw USC collect just 122 total yards (20 rushing) to the Wolverines' 76 (minus 9 on the ground). But after DE Lawrence Jackson intercepted a screen pass by QB Chad Henne near midfield on Michigan's first possession of the second half, USC took just 4 plays to get into the end zone as Booty hit WR Chris McFoy for a 2-yard score. Sensing Michigan's staunchness against the run (the Wolverines led the nation in rush defense at 43.0 and allowed USC just a season-low 48 rushing yards) but its susceptibility to the pass, Booty's first toss of that series was the start of 27 passes in the Trojans' next 29 plays, as they scored on 5 consecutive drives. Late in the third quarter, Booty hit WR Dwayne Jarrett—the game's Offensive MVP with 11 catches (giving him USC's career receptions record) for 205 yards, both personal bests—on a quick slant and Jarrett broke free for a 22-yard TD (Danelo missed the PAT). In his Rose Bowl career, Jarrett's 21 receptions, 326 yards and 3 TD catches were all Rose Bowl records. Then, on Michigan's following possession, LB Brian Cushing sacked QB Chad Henne and forced a fumble that Jackson recovered, leading to a 26-yard Danelo field goal with 48 seconds to go in the quarter. The Wolverines responded, however, as Henne hit WR Adrian Arrington on an 11-yard scoring pass and TB Mike Hart ran for a 2-point conversion to pull the Wolverines within a score, 19-11, early in the final quarter. But the Trojans continued their aerial assault, with Booty lofting a season-long 62-yard pass over a pair of Michigan defenders for Jarrett's second TD of the game (Danelo's PAT kick missed again). Next, WR Steve Smith—who caught 7 passes for 108 yards to go over the 1,000-yard receiving barrier for the season—got into the act by catching a 7-yard TD pass from Booty on USC's 4-play, 85-yard drive with less than 7 minutes to go. The Wolverines added a late touchdown on a 41-yard Henne pass to WR Steve Breaston. Booty completed 27-of-45 passes en route to his 4 TDs (all career bests, with the 4 TDs tying a Rose Bowl mark) and his 391 passing yards were the most surrendered by Michigan since the Michigan State's 400 in 1999.

USC's 439 yards of total offense far surpassed what Michigan had been allowing (254.1, sixth in the nation). The Trojan defense posted 6 sacks against a UM squad that had allowed just 18 all season and limited the Wolverines to just 12 rushing yards (they had averaged 189.2 rushing yards in 2006). Michigan TB Mike Hart, who had run for at least 90 yards in every game of 2006, was limited to 47 yards on 17 carries. Henne completed 26-of-41 passes for 309 yards, but 14 of those completions and 185 of the yards came in the fourth quarter when the game was virtually decided. Breaston had 7 grabs for 115 yards, while WR Mario Manningham (79 yards) and TE Tyler Ecker (78 yards) each had 6 receptions. USC LB Keith Rivas had a game-best 9 tackles, while 4 of Cushing's 7 tackles were for losses (including 2.5 sacks) and he forced a fumble to help him earn the game's Defensive MVP trophy. USC played before a school-record 11th sellout crowd of the season.

USC	3	0	16	13	-- 32
Michigan	0	3	0	15	-- 18

Scoring: USC--Touchdowns, McFoy, Jarrett (2), Smith. PAT, Danelo (3). Field Goal, Danelo (2).
 Michigan--Touchdowns, Arrington, Breaston. PAT, Rivas, Hart (2-pointer). Field Goal, Rivas.
Attendance: 93,852 **Date:** Jan. 1

**2008 Rose Bowl
 USC 49, Illinois 17**

No. 6 USC piled up a Rose Bowl-record 633 yards of total offense and took advantage of 4 turnovers by No. 13 Illinois to post a dominant 49-17 victory in the 2008 Rose Bowl before a sold-out crowd of 93,923 and a national ABC-TV audience. It equalled the most points scored in the Rose Bowl (Michigan scored 49 points in the 1902 and 1948 games) and the 32-point victory margin was the Rose Bowl's largest since UCLA's 36-point win over the Illini in the 1984 game. The victory gave USC an NCAA record 6 consecutive 11-win seasons. QB John David Booty, the Rose Bowl Offensive MVP, completed 25-of-37 passes for 255 yards and 3 TDs to set a Rose Bowl career record for touchdown passes (7). TB Joe McKnight had 206 all-purpose yards (125 on 10 rushes, 45 on 6 receptions and 36 on 3 punt returns). TBs Stafon Johnson (104 yards on 9 carries) and Chauncey Washington (75 yards on 12 attempts) also helped USC run for a season-best 344 yards. TE Fred Davis had a game-high 7 receptions for 87 yards. USC's defense posted a season-high 15 tackles for a loss (including 5 sacks) against Illinois' spread offense. The Illini converted just 4-of-14 third downs. CB Cary Harris had a team-best 10 tackles, plus 2 turnovers, while LB Rey Mauluga won Rose Bowl Defensive MVP honors with 3 sacks, an interception and a forced fumble and DE Lawrence Jackson added 3 tackles for a loss among his 5 stops. USC built up a quick 21-0 lead. Troy scored on its opening drive as Booty hit Washington for an 8-yard TD. Then, after Mauluga intercepted a pass from QB Juice Williams on Illinois' next series, USC used some trickery on its first play as WR-QB Garrett Green took a lateral and fired a 34-yard scoring strike to TB Desmond Reed. The Trojans added to their lead late in the half on a 3-yard Washington TD run, but Illinois got on the board with 38 seconds to go in the half on a 28-yard field goal by Jason Reda. The Illini made a run at the Trojans early in the second half when TB Rashard Mendenhall burst 79 yards for a score on Illinois' first series (it was the longest run against USC since 2004). Illinois was driving again on its next possession before LB Kaluka Maiava punched the ball out of WR Jacob Willis' grasp at the USC 1-yard line and LB Brian Cushing recovered the ball in the end zone for a touchback. Troy then drove 80 yards, capped by a 2-yard Booty TD pass to Davis (on the drive, McKnight scooped up a bobbled lateral and raced 65 yards to the Illinois 12-yard line). The Illini turned the ball over on their next 2 possessions (Harris had an interception and then a fumble recovery) and USC converted both, with McKnight running for a 6-yard score and WR David Ausberry catching a 15-yard TD pass from Booty early in the fourth quarter. After USC stopped Illinois on downs at the Trojan 12 late in the fourth quarter, Troy drove 87 yards and scored on a 3-yard run by TB Hershel Dennis late in the game (his first TD since 2004). Illinois then got a touchdown against USC's reserves as QB Eddie McGee hit WR Arrelious Benn for a 56-yard score. The teams combined for 1,078 yards of total offense, as the Illini had 445 total yards. Mendenhall ran for 155 yards on 17 carries (he also caught 5 passes for 59 yards), Williams hit 21-of-35 passes for 245 yards and Benn had 5 catches for 59 yards.

Illinois	0	3	7	7	-- 17
USC	14	7	14	14	-- 49

Scoring: USC--Touchdowns, C. Washington (2), Reed, Davis, McKnight, Ausberry, Dennis. PAT, Buehler (7).
 Illinois--Touchdowns, Mendenhall, Benn. PAT, Reda (2). Field Goal, Reda.
Attendance: 93,923 **Date:** Jan. 1

**2009 Rose Bowl
 USC 38, Penn State 24**

QB Mark Sanchez threw 4 touchdown passes and ran for another score as No. 5 USC opened up a 24-point halftime lead and beat No. 6 Penn State, 38-24, in the 2009 Rose Bowl before a sold-out crowd of 93,293 and a national ABC-TV audience. USC, appearing in its record-tying fourth straight Rose Bowl,

BOWL GAME SUMMARIES, 2010 BOWL SCHEDULE

became the first team to win 3 consecutive Rose Bowls. It was the second-most points Penn State allowed in its 41 bowl appearances and the most points surrendered by the Nittany Lions in their past 37 games. It was also the most points USC scored against PSU in the 9-game series. It was USC's ninth win in a row over Big Ten opponents (and sixth in a row against the league in the Rose Bowl). The teams exchanged touchdowns late in the first quarter, as Sanchez hit WR Damian Williams on a 27-yard scoring toss to cap an 11-play, 86-yard drive and then Penn State put together a 9-play, 80-yard drive, culminating with a 9-yard TD run by QB Daryll Clark. USC then went on a 24-point scoring binge on 4 consecutive possessions in the second quarter: Sanchez had a 6-yard TD run early in the quarter to finish an 80-yard drive, PK David Buehler followed with a 30-yard field goal, WR Ronald Johnson caught a 19-yard touchdown bullet from Sanchez and, following S Will Harris' recovery of a PSU fumble, Sanchez hit TB C.J. Gable on a short toss that Gable turned into a 20-yard score with 36 seconds to go. That 31-7 score at intermission was USC's most first-half points in any of its 33 Rose Bowl appearances (the 24-point lead was USC's second-largest Rose Bowl halftime margin, behind a 26-0 halftime lead against Pittsburgh in the 1930 game). The 31 points also eclipsed the most points Penn State had allowed in a game in 2008. USC held decisive halftime edges in first downs (19 to 7), total yards (341 to 177, including 276 to 117 passing), plays (41 to 27), possession time (17:15 to 12:45) and third down conversions (6-of-8 to 1-of-5). After a scoreless third quarter, Penn State came alive, beginning with a 2-yard Clark scoring pass to WR Derrick Williams at the top of the quarter. After USC responded on its ensuing possession with a 45-yard Sanchez TD bomb to Johnson, the Nittany Lions tallied on their next 2 series: a 25-yard field goal by PK Kevin Kelly and a 9-yard Clark pass to WR Jordan Norwood. Penn State got the ball 2 more times, but interceptions by Will Harris and CB Cary Harris (in the end zone at the gun) thwarted those drives. Sanchez, named the Rose Bowl Offensive MVP, completed 28-of-35 passes for 413 yards, career highs for completions and yardage. It was the second most passing yards in a Rose Bowl game (behind 456 by Oregon's Danny O'Neil in 1995) and the fourth highest in USC history (the most since Carson Palmer's 425 versus Notre Dame in 2002), while his touchdowns (4) and completion percentage (80.0%) tied Rose Bowl game records. Sanchez did this against a Penn State defense that had given up only 6 touchdown passes in 2008 and was allowing only 168.0 passing yards. His 4 TD passes gave him 34 on the season, second most in USC history behind Matt Leinart's 38 in 2003. Damian Williams had career bests with 10 receptions for 162 yards, the most by a Trojan since Dwayne Jarrett had 11 for 205 in the 2007 Rose Bowl against Michigan. TE Anthony McCoy added 5 catches for 48 yards, while Johnson (82 yards) and WR Patrick Turner (74 yards) each caught 4 passes. TB Stafon Johnson led USC with 63 yards on 15 carries. USC rolled up 413 total yards against a PSU defense that was allowing only 263.9 yards and 12.4 points. LB Brian Cushing had a USC-best 7 tackles, LB Rey Mauluga added 6 stops and Will Harris had 6 tackles to go with his fumble recovery and interception. USC LB Kaluka Maiava was named the Rose Bowl Defensive MVP as he had 4 tackles and 2 deflections. Penn State's 410 total yards and 273 passing yards were the most against USC in 2008. Clark hit 21-of-36 passes for 273 yards, while TB Stephon Green led the Nittany Lions in rushing (10 carries for 57 yards) and receptions (5 for 67 yards). Butler (97 yards) and Williams (34 yards) each had 4 catches for PSU. LB Josh Hull had a game-high 10 tackles, 5 of LB Navorro Bowman's 8 tackles were for losses and CB Tony Davis had 8 stops and a fumble recovery. PSU was penalized 9 times, including 7 in the first half. Legendary Penn State coach Joe Paterno, college football's winningest coach, coached from the press box after having hip surgery several weeks prior. The game was a rematch of the 1923 Rose Bowl that was the first played in the current Rose Bowl stadium. It was just the third time that USC played back-to-back games in the stadium.

Penn State	7	0	0	17	-- 24
USC	7	24	0	7	-- 38

Scoring: USC--Touchdowns, Williams, Sanchez, R. Johnson (2), Gable. PAT, Buehler (5). Field Goal, Buehler. Penn State--Touchdowns, Clark, Williams, Norwood. PAT, Kelly (3). Field Goal, Kelly.

Attendance: 93,293 **Date:** Jan. 1

2009 Emerald Bowl USC 24, Boston College 13

QB Matt Barkley threw a pair of touchdown passes to FB Stanley Havili and ran for another score while the USC defense shut out Boston College in the second half to lead the Trojans to a 24-13 win in their first-ever Emerald Bowl appearance on a chilly, soggy night in front of a capacity crowd of 40,121 in AT&T Park in San Francisco and a national ESPN cable audience. USC, which entered the game unranked for the first time since the end of the 2001 season when it last played in a non-BCS bowl, won its 16th consecutive non-conference game and its 32nd bowl game. It was Troy's first game against BC since 1988 and its first in San Francisco since 1943. The Trojans scored on their first 2 possessions with a pair of drives that exceeded 80 yards, with Havili weaving 53 yards with a Barkley pass on the first series and then catching a 5-yard Barkley pass on the second series early in the second half. But the Eagles responded on their next 2 drives, with RB Montel Harris getting a 7-yard TD run (the extra point kick missed) and then, after getting an interception, WR Rich Gunnell jetting 61 yards with a pass from QB Dave

Shinskie late in the half (it was the longest reception against USC since BYU's Todd Watkins had a 69-yarder in 2004) to pull within 14-13 at intermission. But the Trojans limited BC to only 91 total yards in the second half, including just 19 in the third quarter. USC converted a pair of turnovers into scores in the second half. After DT Jurrell Casey recovered a fumble, PK Jordan Congdon hit a 38-yard field goal midway through the third quarter. Then after an interception by CB Shareece Wright (seeing his first action of 2009 after being academically ineligible), Barkley scored on a 1-yard sneak early in the fourth quarter. Barkley was 27-of-37 (a career best for completions) for 350 yards and hit 13 of his first 14 passes (including his first 7). WR Damian Williams was voted the game's Offensive MVP after catching 12 passes for 189 yards (both personal bests) and he set up USC's last 2 TDs after hauling in bombs. Havili added 6 receptions for 83 yards (both career highs) and WR Ronald Johnson had 6 for 58 yards. TB Allen Bradford ran for 72 yards on a personal-best 17 carries. DT Christian Tupou led USC with 7 tackles, including 1.5 for losses, while LB Malcolm Smith added 6 stops. For Boston College, Shinskie was 14-of-33 for 218 yards, Gunnell caught 6 passes for 130 yards and Harris ran for 102 yards on 23 tries (his fifth straight 100-yard outing). LB Luke Kuechly had 16 tackles and was named the game's Defensive MVP. USC had 438 total yards (with a season-low 88 on the ground) to BC's 312, held the ball 34:23 and limited the Eagles to just 4-of-12 on third down conversions. It rained for 2 hours before kickoff and then lightly again during the third quarter. The Trojans played without 4 starters: CB Josh Pinkard (knee injury), TB Joe McKnight (held out by USC's NCAA compliance office) and TE Anthony McCoy and OT Tyron Smith (both academically ineligible).

Boston College	0	13	0	0	-- 13
USC	7	7	3	7	-- 24

Scoring: USC--Touchdowns, Havili (2), Barkley. PAT, Congdon (3). Field Goal, Congdon. Boston College--Touchdowns, Harris, Gunnell. PAT, Aponavicius (1).

Attendance: 40,121 **Date:** Dec. 26

2010 Bowl Games

Dec. 18	New Mexico Bowl, Albuquerque, N.M.
Dec. 18	uDrove Humanitarian Bowl, Boise, Ida.
Dec. 18	R+L Carriers New Orleans Bowl, New Orleans, La.
Dec. 21	Beef O'Brady's St. Petersburg Bowl, St. Petersburg, Fla.
Dec. 22	MAACO Las Vegas Bowl, Las Vegas, Nev.
Dec. 23	San Diego Co. Credit Union Poinsettia Bowl, San Diego, Ca.
Dec. 24	Sheraton Hawaii Bowl, Honolulu, Hi.
Dec. 26	Little Caesars Bowl, Detroit, Mich.
Dec. 27	AdvoCare V100 Independence Bowl, Shreveport, La.
Dec. 28	Champs Sports Bowl, Orlando, Fla.
Dec. 28	Insight Bowl, Tempe, Ariz.
Dec. 29	EagleBank Bowl, Washington, D.C.
Dec. 29	Texas Bowl, Houston, Tex.
Dec. 29	Valero Alamo Bowl, San Antonio, Tex.
Dec. 30	Bell Helicopter Armed Forces Bowl, Fort Worth, Tex.
Dec. 30	New Era Pinstripe Bowl, Bronx, N.Y.
Dec. 30	Franklin American Mortgage Music City Bowl, Nashville, Tenn.
Dec. 30	Bridgepoint Education Holiday Bowl, San Diego, Calif.
Dec. 31	Meineke Car Care Bowl, Charlotte, N.C.
Dec. 31	Brut Sun Bowl, El Paso, Tex.
Dec. 31	AutoZone Liberty Bowl, Memphis, Tenn.
Dec. 31	Chick-fil-A Bowl, Atlanta, Ga.
Jan. 1	Dallas Football Classic, Dallas, Tex.
Jan. 1	Outback Bowl, Tampa, Fla.
Jan. 1	Capital One Bowl, Orlando, Fla.
Jan. 1	Gator Bowl, Jacksonville, Fla.
Jan. 1	Rose Bowl presented by Citi, Pasadena, Calif.
Jan. 1	Tostitos Fiesta Bowl, Glendale, Ariz.
Jan. 3	Orange Bowl, Miami, Fla.
Jan. 4	Allstate Sugar Bowl, New Orleans, La.
Jan. 6	GMAC Bowl, Mobile, Ala.
Jan. 7	AT&T Cotton Bowl Classic, Arlington, Tex.
Jan. 8	PapaJohns.com Bowl, Birmingham, Ala.
Jan. 9	Kraft Fight Hunger Bowl, San Francisco, Calif.
Jan. 7	Tostitos BCS National Championship Game, Glendale, Ariz.

(Note: Subject to change)

FINAL TOP 10 POLLS

ASSOCIATED PRESS (1936-Present)

1936	1943	1950	1956	1962	1969
1. Minnesota	1. Notre Dame	1. Oklahoma	1. Oklahoma	1. USC	1. Texas
2. LSU	2. Iowa Pre-Flight	2. Army	2. Tennessee	2. Wisconsin	2. Penn State
3. Pittsburgh	3. Michigan	3. Texas	3. Iowa	3. Mississippi	3. USC
4. Alabama	4. Navy	4. Tennessee	4. Georgia Tech	4. Texas	4. Ohio State
5. Washington	5. Purdue	5. California	5. Texas A&M	5. Alabama	5. Notre Dame
6. Santa Clara	6. Great Lakes	6. Princeton	6. Miami (Fla.)	6. Arkansas	6. Missouri
7. Northwestern	7. Duke	7. Kentucky	7. Michigan	7. LSU	7. Arkansas
8. Notre Dame	8. Del Monte	8. Michigan State	8. Syracuse	8. Oklahoma	8. Mississippi
9. Nebraska	9. Northwestern	9. Michigan	9. Michigan State	9. Penn State	9. Michigan
10. Pennsylvania	10. March Field	10. Clemson	10. Oregon State	10. Minnesota	10. LSU
			18. USC		
1937	1944	1951	1957	1963	1970
1. Pittsburgh	1. Army	1. Tennessee	1. Auburn	1. Texas	1. Nebraska
2. California	2. Ohio State	2. Michigan State	2. Michigan State	2. Navy	2. Notre Dame
3. Fordham	3. Randolph Field	3. Maryland	3. Ohio State	3. Illinois	3. Texas
4. Alabama	4. Navy	4. Illinois	3. Michigan State	4. Pittsburgh	4. Tennessee
5. Minnesota	5. Bainbridge	5. Georgia Tech	4. Oklahoma	5. Auburn	5. Ohio State
6. Villanova	6. Iowa Pre-Flight	6. Princeton	5. Navy	6. Nebraska	6. Arizona State
7. Dartmouth	7. USC	7. Stanford	6. Iowa	7. Mississippi	7. LSU
8. LSU	8. Michigan	8. Wisconsin	7. Mississippi	8. Alabama	8. Stanford
9. Notre Dame	9. Notre Dame	9. Baylor	8. Rice	9. Michigan State	9. Michigan
10. Santa Clara	10. 4th AAF	10. Oklahoma	9. Texas A&M	10. Oklahoma	10. Auburn
			10. Notre Dame		15. USC
1938	1945	1952	1958	1964	1971
1. TCU	1. Army	1. Michigan State	1. LSU	1. Alabama	1. Nebraska
2. Tennessee	2. Alabama	2. Georgia Tech	2. Iowa	2. Arkansas	2. Notre Dame
3. Duke	3. Navy	3. Notre Dame	3. Army	3. Notre Dame	3. Colorado
4. Oklahoma	4. Indiana	4. Oklahoma	4. Auburn	4. Michigan	4. Alabama
5. Notre Dame	5. Oklahoma State	5. USC	5. Oklahoma	5. Texas	5. Penn State
6. Carnegie Tech	6. Michigan	6. UCLA	6. Air Force	6. Nebraska	6. Michigan
7. USC	7. St. Mary's	7. Mississippi	7. Wisconsin	7. LSU	7. Georgia
8. Pittsburgh	8. Pennsylvania	8. Tennessee	8. Ohio State	8. Oregon State	8. Arizona State
9. Holy Cross	9. Notre Dame	9. Alabama	9. Syracuse	9. Ohio State	9. Tennessee
10. Minnesota	10. Texas	10. Texas	10. TCU	10. USC	10. Stanford
					20. USC
1939	1946	1953	1959	1965	1972
1. Texas A&M	1. Notre Dame	1. Maryland	1. Syracuse	1. Alabama	1. USC
2. Tennessee	2. Army	2. Notre Dame	2. Mississippi	2. Michigan State	2. Oklahoma
3. USC	3. Georgia	3. Michigan State	3. LSU	3. Arkansas	3. Texas
4. Cornell	4. UCLA	4. Oklahoma	4. Texas	4. UCLA	4. Nebraska
5. Tulane	5. Illinois	5. UCLA	5. Georgia	5. Nebraska	5. Auburn
6. Missouri	6. Michigan	6. Rice	6. Wisconsin	6. Missouri	6. Tennessee
7. UCLA	7. Tennessee	7. Illinois	7. TCU	7. Tennessee	7. LSU
8. Duke	8. LSU	8. Georgia Tech	8. Washington	8. LSU	8. Notre Dame
9. Iowa	9. North Carolina	9. Iowa	9. Arkansas	9. Notre Dame	9. USC
10. Duquesne	10. Rice	10. West Virginia	10. Alabama	10. USC	10. Ohio State
					10. Penn State
1940	1947	1954	1960	1966	1973
1. Minnesota	1. Notre Dame	1. Ohio State	1. Minnesota	1. Notre Dame	1. Notre Dame
2. Stanford	2. Michigan	2. UCLA	2. Mississippi	2. Michigan State	2. Ohio State
3. Michigan	3. SMU	3. Oklahoma	3. LSU	3. Alabama	3. Oklahoma
4. Tennessee	4. Penn State	4. Notre Dame	4. Texas	4. Georgia	4. Nebraska
5. Boston College	5. Texas	5. Navy	5. Georgia	5. UCLA	4. Alabama
6. Texas A&M	6. Alabama	6. Mississippi	6. Wisconsin	6. Nebraska	5. Penn State
7. Northwestern	7. Pennsylvania	7. Army	7. Tennessee	7. Purdue	6. Michigan
8. Nebraska	8. USC	8. Maryland	8. LSU	8. Georgia Tech	7. Alabama
9. Mississippi State	9. North Carolina	9. Wisconsin	9. Notre Dame	9. Miami (Fla.)	8. Tennessee
10. Washington	10. Georgia Tech	10. Arkansas	10. Alabama	10. SMU	9. Ohio State
					10. Penn State
1941	1948	1955	1961	1967	1974
1. Minnesota	1. Michigan	1. Oklahoma	1. Alabama	1. USC	1. Oklahoma
2. Duke	2. Notre Dame	2. Michigan State	2. Ohio State	2. Tennessee	2. USC
3. Notre Dame	3. North Carolina	3. Maryland	3. Texas	3. Oklahoma	3. Michigan
4. Texas	4. California	4. UCLA	4. LSU	4. Indiana	4. Ohio State
5. Michigan	5. Oklahoma	5. Ohio State	5. Missouri	5. Notre Dame	4. Ohio State
6. Fordham	6. Army	6. TCU	6. Washington	6. Oregon State	5. Alabama
7. Missouri	7. Northwestern	7. Georgia Tech	7. Arkansas	7. Alabama	6. Notre Dame
8. Duquesne	8. Georgia	8. Auburn	8. Ohio State	8. Purdue	7. Penn State
9. Texas A&M	9. Oregon	9. Notre Dame	9. Alabama	9. Penn State	8. Auburn
10. Navy	10. SMU	10. Mississippi	10. Duke	10. Penn State	9. Nebraska
					10. Miami (O.)
1942	1949	1956	1962	1968	1974
1. Ohio State	1. Notre Dame	1. Oklahoma	1. Ohio State	1. Ohio State	1. Oklahoma
2. Georgia	2. Oklahoma	2. Michigan State	2. Penn State	2. Penn State	2. USC
3. Wisconsin	3. California	3. California	3. Texas	3. Texas	3. Michigan
4. Tulsa	4. Army	4. Army	4. USC	4. USC	4. Ohio State
5. Georgia Tech	5. Rice	5. Rice	5. Notre Dame	5. Notre Dame	5. Alabama
6. Notre Dame	6. Ohio State	6. Ohio State	6. Arkansas	6. Arkansas	6. Notre Dame
7. Tennessee	7. Michigan	7. Michigan	7. Kansas	7. Kansas	7. Penn State
8. Boston College	8. Minnesota	8. Minnesota	8. Georgia	8. Georgia	8. Auburn
9. Michigan	9. LSU	9. LSU	9. Missouri	9. Missouri	9. Nebraska
10. Alabama	10. Pacific	10. Pacific	10. Purdue	10. Purdue	10. Miami (O.)

FINAL TOP 10 POLLS

1975

- Oklahoma
- Arizona State
- Alabama
- Ohio State
- UCLA
- Texas
- Arkansas
- Michigan
- Nebraska
- Penn State
- USC**

1976

- Pittsburgh
- USC**
- Michigan
- Houston
- Oklahoma
- Ohio State
- Texas A&M
- Maryland
- Nebraska
- Georgia

1977

- Notre Dame
- Alabama
- Arkansas
- Texas
- Penn State
- Kentucky
- Oklahoma
- Pittsburgh
- Michigan
- Washington
- USC**

1978

- Alabama
- USC**
- Oklahoma
- Penn State
- Michigan
- Clemson
- Notre Dame
- Nebraska
- Texas
- Houston

1979

- Alabama
- USC**
- Oklahoma
- Ohio State
- Houston
- Florida State
- Pittsburgh
- Arkansas
- Nebraska
- Purdue

1980

- Georgia
- Pittsburgh
- Oklahoma
- Michigan
- Florida State
- Alabama
- Nebraska
- Penn State
- Notre Dame
- North Carolina
- USC**

1981

- Clemson
- Texas
- Penn State
- Pittsburgh
- SMU
- Georgia
- Alabama
- Miami (Fla.)
- North Carolina
- Washington
- USC**

1982

- Penn State
- SMU
- Nebraska
- Georgia
- UCLA
- Arizona State
- Washington
- Clemson
- Arkansas
- Pittsburgh
- USC**

1983

- Miami (Fla.)
- Nebraska
- Auburn
- Georgia
- Texas
- Florida
- Brigham Young
- Michigan
- Ohio State
- Illinois

1984

- Brigham Young
- Washington
- Florida
- Nebraska
- Boston College
- Oklahoma
- Oklahoma State
- SMU
- UCLA
- USC**

1985

- Oklahoma
- Michigan
- Penn State
- Tennessee
- Florida
- Texas A&M
- UCLA
- Air Force
- Miami (Fla.)
- Iowa

1986

- Penn State
- Miami (Fla.)
- Oklahoma
- Arizona State
- Nebraska
- Auburn
- Ohio State
- Michigan
- Alabama
- LSU

1987

- Miami (Fla.)
- Florida State
- Oklahoma
- Syracuse
- LSU
- Nebraska
- Auburn
- Michigan State
- UCLA
- Texas A&M
- USC**

1988

- Notre Dame
- Miami (Fla.)
- Florida State
- Michigan
- West Virginia
- UCLA
- USC**
- Auburn
- Clemson
- Nebraska

1989

- Miami (Fla.)
- Notre Dame
- Florida State
- Colorado
- Tennessee
- Auburn
- Michigan
- USC**
- Alabama
- Illinois

1990

- Colorado
- Georgia Tech
- Miami (Fla.)
- Florida State
- Washington
- Notre Dame
- Michigan
- Tennessee
- Clemson
- Houston
- USC**

1991

- Miami (Fla.)
- Washington
- Penn State
- Florida State
- Alabama
- Michigan
- Florida
- California
- East Carolina
- Iowa

1992

- Alabama
- Florida State
- Miami (Fla.)
- Notre Dame
- Michigan
- Syracuse
- Texas A&M
- Georgia
- Stanford
- Florida

1993

- Florida State
- Notre Dame
- Nebraska
- Auburn
- Florida
- Wisconsin
- West Virginia
- Penn State
- Texas A&M
- Arizona

1994

- Nebraska
- Penn State
- Colorado
- Florida State
- Alabama
- Miami (Fla.)
- Florida
- Texas A&M
- Auburn
- Utah
- USC**

1995

- Nebraska
- Florida
- Tennessee
- Florida State
- Colorado
- Ohio State
- Kansas State
- Northwestern
- Kansas
- Virginia Tech
- USC**

1996

- Florida
- Ohio State
- Florida State
- Arizona State
- BYU
- Nebraska
- Penn State
- Colorado
- Tennessee
- North Carolina

1997

- Michigan
- Nebraska
- Florida State
- Florida
- UCLA
- North Carolina
- Tennessee
- Kansas State
- Washington St.
- Georgia

1998

- Tennessee
- Ohio State
- Florida State
- Arizona
- Florida
- Wisconsin
- Tulane
- UCLA
- Georgia Tech
- Kansas State

1999

- Florida State
- Virginia Tech
- Nebraska
- Wisconsin
- Michigan
- Kansas State
- Michigan State
- Alabama
- Tennessee
- Marshall

2000

- Oklahoma
- Miami (Fla.)
- Washington
- Oregon State
- Florida State
- Virginia Tech
- Oregon
- Nebraska
- Kansas State
- Florida

2001

- Miami (Fla.)
- Oregon
- Florida
- Tennessee
- Texas
- Oklahoma
- LSU
- Nebraska
- Colorado
- Washington St.

2002

- Ohio State
- Miami (Fla.)
- Georgia
- USC**
- Oklahoma
- Texas
- Kansas State
- Iowa
- Michigan
- Washington St.

2003

- USC**
- LSU
- Oklahoma
- Ohio State
- Miami (Fla.)
- Michigan
- Georgia
- Iowa
- Washington St.
- Miami (Ohio)

2004

- USC**
- Auburn
- Oklahoma
- Utah
- Texas
- Louisville
- Georgia
- Iowa
- California
- Virginia Tech

2005

- Texas
- USC**
- Penn State
- Ohio State
- West Virginia
- LSU
- Virginia Tech
- Alabama
- Notre Dame
- Georgia

2006

- Florida
- Ohio State
- LSU
- USC**
- Boise State
- Louisville
- Wisconsin
- Michigan
- Auburn
- West Virginia

2007

- LSU
- Georgia
- USC**
- Missouri
- Ohio State
- West Virginia
- Kansas
- Oklahoma
- Virginia Tech
- Boston College
- Texas

2008

- Florida
- Utah
- USC**
- Texas
- Oklahoma
- Alabama
- TCU
- Penn State
- Ohio State
- Oregon

2009

- Alabama
- Texas
- Florida
- Boise State
- Ohio State
- TCU
- Iowa
- Cincinnati
- Penn State
- Virginia Tech
- USC**

UNITED PRESS INTERNATIONAL (1950-95)

1950	1957	1964	1971	1978	1985
1. Oklahoma	1. Ohio State	1. Alabama	1. Nebraska	1. USC	1. Oklahoma
2. Texas	2. Auburn	2. Arkansas	2. Alabama	2. Alabama	2. Michigan
3. Tennessee	3. Michigan State	3. Notre Dame	3. Oklahoma	3. Oklahoma	3. Penn State
4. California	4. Oklahoma	4. Michigan	4. Michigan	4. Penn State	4. Tennessee
5. Army	5. Iowa	5. Texas	5. Auburn	5. Michigan	5. Air Force
6. Michigan	6. Navy	6. Nebraska	6. Arizona State	6. Notre Dame	6. UCLA
7. Kentucky	7. Rice	7. LSU	7. Colorado	7. Clemson	7. Texas A&M
8. Princeton	8. Mississippi	8. Oregon State	8. Georgia	8. Nebraska	8. Miami (Fla.)
9. Michigan State	9. Notre Dame	9. Ohio State	9. Tennessee	9. Texas	9. Iowa
10. Ohio State	10. Texas A&M	10. USC	10. LSU	10. Arkansas	10. Nebraska
1951	1958	1965	1972	1979	1986
1. Tennessee	1. LSU	1. Michigan State	1. USC	1. Alabama	1. Penn State
2. Michigan State	2. Iowa	2. Arkansas	2. Oklahoma	2. USC	2. Miami (Fla.)
3. Illinois	3. Army	3. Nebraska	3. Ohio State	3. Oklahoma	3. Oklahoma
4. Maryland	4. Auburn	4. Alabama	4. Alabama	4. Ohio State	4. Nebraska
5. Georgia Tech	5. Oklahoma	5. UCLA	5. Texas	5. Houston	5. Arizona State
6. Princeton	6. Wisconsin	6. Missouri	6. Michigan	6. Pittsburgh	6. Ohio State
7. Stanford	7. Ohio State	7. Tennessee	7. Auburn	7. Nebraska	7. Michigan
8. Wisconsin	8. Air Force	8. Notre Dame	8. Penn State	8. Florida State	8. Auburn
9. Baylor	9. TCU	9. USC	9. Nebraska	9. Arkansas	9. Alabama
10. TCU	10. Syracuse	10. Texas Tech	10. LSU	10. Purdue	10. Arizona
1952	1959	1966	1973	1980	1987
1. Michigan State	1. Syracuse	1. Notre Dame	1. Alabama	1. Georgia	1. Miami (Fla.)
2. Georgia Tech	2. Mississippi	2. Michigan State	2. Oklahoma	2. Pittsburgh	2. Florida State
3. Notre Dame	3. LSU	3. Alabama	3. Ohio State	3. Oklahoma	3. Oklahoma
4. Oklahoma	4. Texas	4. Georgia	4. Notre Dame	4. Michigan	4. Syracuse
5. USC	5. Georgia	5. UCLA	5. Penn State	5. Florida State	5. LSU
6. UCLA	6. Wisconsin	6. Purdue	6. Michigan	6. Alabama	6. Nebraska
7. Mississippi	7. Washington	7. Nebraska	7. USC	7. Nebraska	7. Auburn
8. Tennessee	8. TCU	8. Georgia Tech	8. Texas	8. Penn State	8. Michigan State
9. Alabama	9. Arkansas	9. SMU	9. UCLA	9. North Carolina	9. Texas A&M
10. Wisconsin	10. Penn State	10. Miami (Fla.)	10. Arizona State	10. Notre Dame	10. Clemson
	12. USC	18. USC		12. USC	17. USC
1953	1960	1967	1974	1981	1988
1. Maryland	1. Minnesota	1. USC	1. Alabama	1. Clemson	1. Notre Dame
2. Notre Dame	2. Iowa	2. Tennessee	2. Ohio State	2. Pittsburgh	2. Miami (Fla.)
3. Michigan State	3. Mississippi	3. Oklahoma	3. Notre Dame	3. Penn State	3. Florida State
4. UCLA	4. Missouri	4. Notre Dame	4. Texas	4. Texas	4. Michigan
5. Oklahoma	5. Washington	5. Wyoming	5. Michigan	5. Georgia	5. West Virginia
6. Rice	6. Navy	6. Indiana	6. Auburn	6. Alabama	6. UCLA
7. Illinois	7. Arkansas	7. Alabama	7. Penn State	7. Washington	7. Auburn
8. Texas	8. Ohio State	8. Oregon State	8. Nebraska	8. North Carolina	8. Clemson
9. Georgia Tech	9. Kansas	9. Purdue	9. N.C. State	9. Nebraska	9. USC
10. Iowa	10. Alabama	10. UCLA	10. Miami (Ohio)	10. Michigan	10. Nebraska
1954	1961	1968	1975	1982	1989
1. UCLA	1. Alabama	1. Ohio State	1. Oklahoma	1. Penn State	1. Miami (Fla.)
2. Ohio State	2. Ohio State	2. USC	2. Arizona State	2. SMU	2. Florida State
3. Oklahoma	3. LSU	3. Penn State	3. Alabama	3. Nebraska	3. Notre Dame
4. Notre Dame	4. Texas	4. Georgia	4. Ohio State	4. Georgia	4. Colorado
5. Navy	5. Mississippi	5. Texas	5. UCLA	5. UCLA	5. Tennessee
6. Mississippi	6. Minnesota	6. Kansas	6. Arkansas	6. Arizona State	6. Auburn
7. Army	7. Colorado	7. Tennessee	7. Texas	7. Washington	7. Alabama
8. Arkansas	8. Arkansas	8. Notre Dame	8. Michigan	8. North Carolina	8. Michigan
9. Miami (Fla.)	9. Arkansas State	9. Arkansas	9. Nebraska	9. Nebraska	9. USC
10. Wisconsin	10. Utah State	10. Oklahoma	10. Penn State	10. Michigan	10. Illinois
11. USC			19. USC	13. USC	
1955	1962	1969	1976	1983	1990
1. Oklahoma	1. USC	1. Texas	1. Pittsburgh	1. Miami (Fla.)	1. Georgia Tech
2. Michigan State	2. Wisconsin	2. Penn State	2. Arizona State	2. Nebraska	2. Colorado
3. Maryland	3. Mississippi	3. Arkansas	3. Alabama	3. Auburn	3. Miami (Fla.)
4. UCLA	4. Texas	4. USC	4. Houston	4. Georgia	4. Florida State
5. TCU	5. Alabama	5. Ohio State	5. Ohio State	5. Texas	5. Washington
6. Ohio State	6. Arkansas	6. Missouri	6. Oklahoma	6. Florida	6. Notre Dame
7. Georgia Tech	7. Oklahoma	7. LSU	7. Nebraska	7. Brigham Young	7. Tennessee
8. Notre Dame	8. LSU	8. Michigan	8. Texas A&M	8. Ohio State	8. Michigan
9. Mississippi	9. Penn State	9. Notre Dame	9. Alabama	9. Michigan	9. Clemson
10. Auburn	10. Minnesota	10. UCLA	10. Georgia	9. Pittsburgh	10. Penn State
12. USC				10. Florida State	22. USC
1956	1963	1970	1977	1984	1991
1. Oklahoma	1. Texas	1. Texas	1. Notre Dame	1. Brigham Young	1. Washington
2. Tennessee	2. Navy	2. Ohio State	2. Alabama	2. Washington	2. Miami (Fla.)
3. Iowa	3. Pittsburgh	3. Nebraska	3. Arkansas	3. Nebraska	3. Penn State
4. Georgia Tech	4. Illinois	4. Tennessee	4. Houston	4. Boston College	4. Florida State
5. Texas A&M	5. Nebraska	5. Notre Dame	5. Ohio State	5. Oklahoma State	5. Alabama
6. Miami (Fla.)	6. Auburn	6. LSU	6. Oklahoma	6. Oklahoma	6. Michigan
7. Michigan	7. Mississippi	7. Michigan	7. Pittsburgh	7. Florida	7. Florida
8. Syracuse	8. Oklahoma	8. Arizona State	8. Michigan	8. Ohio State	8. California
9. Minnesota	9. Alabama	9. Auburn	9. Washington	9. USC	9. East Carolina
10. Michigan State	10. Michigan State	10. Stanford	10. Nebraska	10. UCLA	10. Iowa
15. USC	16. USC	19. USC	12. USC		

FINAL TOP 10 POLLS

- 1992**
- Alabama
 - Florida State
 - Miami (Fla.)
 - Notre Dame
 - Michigan
 - Syracuse
 - Texas A&M
 - Georgia
 - Stanford
 - Florida

- 1993**
- Florida State
 - Notre Dame
 - Nebraska
 - Florida
 - Wisconsin
 - Texas A&M
 - Penn State
 - West Virginia
 - Ohio State
 - Arizona
 - 25. USC**

- 1994**
- Nebraska
 - Penn State
 - Colorado
 - Florida State
 - Alabama
 - Miami (Fla.)
 - Florida
 - Utah
 - Michigan
 - Ohio State
 - 13. USC**

- 1995**
- Nebraska
 - Florida
 - Tennessee
 - Colorado
 - Florida State
 - Ohio State
 - Kansas State
 - Northwestern
 - Virginia Tech
 - Kansas
 - 11. USC**

1996
Discontinued

USA TODAY/HALL OF FAME (1993-96)

- 1993**
- Florida State
 - Notre Dame
 - Nebraska
 - Florida
 - Wisconsin
 - Penn State
 - West Virginia
 - Arizona
 - Texas A&M
 - Ohio State
 - 25. USC**

- 1994**
- Nebraska
 - Penn State
 - Alabama
 - Colorado
 - Florida State
 - Miami (Fla.)
 - Florida
 - Utah
 - Oregon
 - Ohio State
 - 14. USC**

- 1995**
- Nebraska
 - Florida
 - Tennessee
 - Florida State
 - Colorado
 - Northwestern
 - Ohio State
 - Kansas State
 - Virginia Tech
 - Kansas
 - 11. USC**

- 1996**
- Florida
 - Ohio State
 - Florida State
 - Arizona State
 - BYU
 - Nebraska
 - Penn State
 - Colorado
 - Tennessee
 - North Carolina

1997
Discontinued

USA TODAY (1982-Present)

FORMERLY USA TODAY/CABLE NEWS NETWORK AND USA TODAY/ESPN

- 1982**
- Penn State
 - SMU
 - Nebraska
 - Georgia
 - UCLA
 - Arizona State
 - Pittsburgh
 - Arkansas
 - Clemson
 - Washington
 - 14. USC**

- 1983**
- Miami (Fla.)
 - Auburn
 - Nebraska
 - Georgia
 - Texas
 - Brigham Young
 - Michigan
 - Ohio State
 - Florida
 - Clemson

- 1984**
- Brigham Young
 - Washington
 - Florida
 - Nebraska
 - Oklahoma
 - Boston College
 - Oklahoma State
 - SMU
 - Maryland
 - South Carolina
 - 11. USC**

- 1985**
- Oklahoma
 - Penn State
 - Michigan
 - Tennessee
 - Florida
 - Miami (Fla.)
 - Air Force
 - Texas A&M
 - UCLA
 - Iowa

- 1986**
- Penn State
 - Miami (Fla.)
 - Oklahoma
 - Nebraska
 - Arizona State
 - Ohio State
 - Auburn
 - Michigan
 - Alabama
 - LSU

- 1987**
- Miami (Fla.)
 - Florida State
 - Oklahoma
 - Syracuse
 - Nebraska
 - LSU
 - Auburn
 - Michigan State
 - Texas A&M
 - UCLA
 - 17. USC**

- 1988**
- Notre Dame
 - Miami (Fla.)
 - Florida State
 - UCLA
 - Michigan
 - West Virginia
 - 7. USC**
 - Nebraska
 - Auburn
 - Clemson

- 1989**
- Miami (Fla.)
 - Notre Dame
 - Florida State
 - Colorado
 - Tennessee
 - Auburn
 - 7. USC**
 - Michigan
 - Alabama
 - Illinois

- 1990**
- Colorado
 - Georgia Tech
 - Miami (Fla.)
 - Florida State
 - Washington
 - Notre Dame
 - Tennessee
 - Michigan
 - Clemson
 - Texas
 - 22. USC**

- 1991**
- Washington
 - Miami (Fla.)
 - Penn State
 - Florida State
 - Alabama
 - Michigan
 - California
 - Florida
 - East Carolina
 - Iowa

- 1992**
- Alabama
 - Florida State
 - Miami (Fla.)
 - Notre Dame
 - Michigan
 - Texas A&M
 - Syracuse
 - Georgia
 - Stanford
 - Washington

- 1993**
- Florida State
 - Notre Dame
 - Nebraska
 - Florida
 - Wisconsin
 - West Virginia
 - Penn State
 - Texas A&M
 - Arizona
 - Ohio State
 - 25. USC**

- 1994**
- Nebraska
 - Penn State
 - Colorado
 - Alabama
 - Florida State
 - Miami (Fla.)
 - Florida
 - Utah
 - Ohio State
 - Brigham Young
 - 15. USC**

- 1995**
- Nebraska
 - Tennessee
 - Florida
 - Colorado
 - Florida State
 - Kansas State
 - Northwestern
 - Ohio State
 - Virginia Tech
 - Kansas
 - 11. USC**

- 1996**
- Florida
 - Ohio State
 - Florida State
 - Arizona State
 - BYU
 - Nebraska
 - Penn State
 - Colorado
 - Tennessee
 - North Carolina

- 1997**
- Nebraska
 - Michigan
 - Florida State
 - North Carolina
 - UCLA
 - Florida
 - Kansas State
 - Tennessee
 - Washington St.
 - Georgia

- 1998**
- Tennessee
 - Ohio State
 - Florida State
 - Arizona
 - Wisconsin
 - Florida
 - Tulane
 - UCLA
 - Kansas State
 - Air Force

- 1999**
- Florida State
 - Nebraska
 - Virginia Tech
 - Wisconsin
 - Michigan
 - Kansas State
 - Michigan State
 - Alabama
 - Tennessee
 - Marshall

- 2000**
- Oklahoma
 - Miami (Fla.)
 - Washington
 - Florida State
 - Oregon State
 - Virginia Tech
 - Nebraska
 - Kansas State
 - Oregon
 - Michigan

- 2001**
- Miami (Fla.)
 - Oregon
 - Florida
 - Tennessee
 - Texas
 - Oklahoma
 - Nebraska
 - LSU
 - Colorado
 - Maryland

- 2002**
- Ohio State
 - Miami (Fla.)
 - Georgia
 - 4. USC**
 - Oklahoma
 - Kansas State
 - Texas
 - Iowa
 - Michigan
 - Washington St.

- 2003**
- LSU
 - 2. USC**
 - Oklahoma
 - Ohio State
 - Miami (Fla.)
 - Georgia
 - Michigan
 - Iowa
 - Washington St.
 - Florida State

- 2004**
- 1. USC**
 - Auburn
 - Oklahoma
 - Texas
 - Utah
 - Georgia
 - Louisville
 - Iowa
 - Washington St.
 - Florida State

- 2005**
- Texas
 - 2. USC**
 - Penn State
 - Ohio State
 - LSU
 - West Virginia
 - Virginia Tech
 - Alabama
 - TCU
 - Georgia

- 2006**
- Florida
 - Ohio State
 - LSU
 - 4. USC**
 - Wisconsin
 - Boise State
 - Louisville
 - Auburn
 - Michigan
 - West Virginia

- 2007**
- LSU
 - 2. USC**
 - Georgia
 - Ohio State
 - Missouri
 - West Virginia
 - Kansas
 - Oklahoma
 - Virginia Tech
 - Texas

- 2008**
- Florida
 - 2. USC**
 - Texas
 - Utah
 - Oklahoma
 - Alabama
 - TCU
 - Penn State
 - Oregon
 - Georgia

- 2009**
- Alabama
 - Texas
 - Florida
 - Boise State
 - Ohio State
 - TCU
 - Iowa
 - Penn State
 - Cincinnati
 - Virginia Tech
 - 20. USC**

No. 1 vs. No. 2 Matchups

(AP Poll — Begun in 1936)

NO.	YEAR	TEAMS	WINNER	SCORE
1.	1943	Notre Dame (1) vs. Iowa Pre-Flight (2)	Notre Dame	14-13
2.	1943	Notre Dame (1) vs. Michigan (2)	Notre Dame	35-12
3.	1944	Army (1) vs. Navy (2)	Army	23-7
4.	1945	Army (1) vs. Notre Dame (2)	Army	48-0
5.	1945	Army (1) vs. Navy (2)	Army	32-13
6.	1946	Army (1) vs. Notre Dame (2)	Tie	0-0
7.	1962	USC (1) vs. Wisconsin (2)		
		— Rose Bowl	USC	42-37
8.	1963	Oklahoma (1) vs. Texas (2)	Texas	28-7
9.	1963	Texas (1) vs. Navy (2)		
		— Cotton Bowl	Texas	28-6
10.	1966	Notre Dame (1) vs. Michigan St. (2)	Tie	10-10
11.	1968	Purdue (1) vs. Notre Dame (2)	Purdue	37-22
12.	1968	Ohio State (1) vs. USC (2)		
		— Rose Bowl	Ohio State	27-16
13.	1969	Texas (1) vs. Arkansas (2)	Texas	15-14
14.	1971	Nebraska (1) vs. Oklahoma (2)	Nebraska	35-31
15.	1971	Nebraska (1) vs. Alabama (2)		
		— Orange Bowl	Nebraska	38-6
16.	1978	Penn State (1) vs. Alabama (2)		
		— Sugar Bowl	Alabama	14-7
17.	1981	USC (1) vs. Oklahoma (2)	USC	28-24
18.	1982	Georgia (1) vs. Penn State (2)		
		— Sugar Bowl	Penn State	27-23
19.	1985	Iowa (1) vs. Michigan (2)	Iowa	12-10
20.	1986	Oklahoma (1) vs. Miami, Fla. (2)	Miami	28-16
21.	1986	Miami, Fla. (1) vs. Penn State (2)		
		— Fiesta Bowl	Penn State	14-10
22.	1987	Nebraska (1) vs. Oklahoma (2)	Oklahoma	17-7
23.	1987	Oklahoma (1) vs. Miami, Fla. (2)		
		— Orange Bowl	Miami	20-14
24.	1988	Notre Dame (1) vs. USC (2)	Notre Dame	27-10
25.	1989	Notre Dame (1) vs. Michigan (2)	Notre Dame	24-19
26.	1991	Florida State (1) vs. Miami, Fla. (2)	Miami	17-16
27.	1992	Miami, Fla. (1) vs. Alabama (2)		
		— Sugar Bowl	Alabama	34-13
28.	1993	Florida State (1) vs. Notre Dame (2)	Notre Dame	31-24
29.	1993	Florida State (1) vs. Nebraska (2)		
		— Orange Bowl	Florida State	18-16
30.	1995	Nebraska (1) vs. Florida (2)		
		— Fiesta Bowl	Nebraska	62-24
31.	1996	Florida (1) vs. Florida State (2)	Florida State	24-21
32.	1998	Tennessee (1) vs. Florida State (2)		
		— Fiesta Bowl (BCS Champ. Game)	Tennessee	23-16
33.	1999	Florida State (1) vs. Virginia Tech (2)		
		— Sugar Bowl	Florida State	46-29
34.	2002	Miami, Fla. (1) vs. Ohio State (2)		
		— Fiesta Bowl (BCS Champ. Game)	Ohio State	31-24
35.	2004	USC (1) vs. Oklahoma (2)		
		— Orange Bowl (BCS Champ. Game)	USC	55*-19
36.	2005	USC (1) vs. Texas (2)		
		— Rose Bowl (BCS Champ. Game)	Texas	41-38
37.	2006	Ohio State (1) vs. Texas (2)	Ohio State	24-7
38.	2006	Ohio State (1) vs. Michigan (2)	Ohio State	42-39
39.	2006	Ohio State (1) vs. Florida (2)		
		— BCS Championship Game	Florida	41-14
40.	2007	Ohio State (1) vs. LSU (2)		
		— BCS Championship Game	LSU	38-24
41.	2008	Alabama (1) vs. Florida (2)	Florida	31-20
		— SEC Championship Game		
42.	2008	Florida (1) vs. Oklahoma (2)	Florida	24-14
		— BCS Championship Game		
43.	2009	Florida (1) vs. Alabama (2)	Alabama	32-13
44.	2009	Alabama (1) vs. Texas (2)	Alabama	37-21
		— BCS Championship Game		

*Win later vacated due to NCAA penalty

There have been 44 matchups between the No. 1 and No. 2 teams in the Associated Press poll (22 times during the regular season, twice in a conference playoff and 20 times in bowls). The No. 1 team has won 25 times, the No. 2 team has won 17 times, and there have been 2 ties. USC is 3-3 in such matchups, winning 3 of the 4 times it was No. 1 and losing both times it was No. 2. The AP poll began in 1936.

Defeating No. 1

This is a list of USC games in which a No. 1-ranked team was defeated or tied. From AP rankings. Asterisk (*) is home team. (N) is neutral site. In parentheses following winning or tying team is its rank in the previous week's poll (NR is not ranked), its won-loss record entering game, and its score. Next is the defeated or tied No. 1 team, its score, and its rank in the poll the following week.

WHEN USC BEAT A NO. 1 TEAM:

12-2-38 *USC (8, 7-2) 13, Notre Dame 0 (5)
 10-20-51 USC (11, 4-1) 21, *California 14 (9)
 11-28-64 *USC (NR, 6-3) 20, Notre Dame 17 (3)
 11-18-67 *USC (4, 8-1) 21, UCLA 20 (4)
 9-23-78 (N) USC (7, 2-0) 24, Alabama 14 (3)
 1-1-80 (1980 Rose Bowl) USC (3, 10-0-1) 17, Ohio State 16 (4)
 11-10-84 *USC (12, 7-1) 16, Washington 7 (5)
 (NOTE: USC's 7 wins over a No. 1 team is second only to Notre Dame's 8.)

WHEN NO. 1 USC LOST OR WAS TIED:

9-28-63 Oklahoma (3, 1-0-0) 17, *USC 12 (8)
 11-11-67 *Oregon State (NR, 5-2-1) 3, USC 0 (4)
 9-29-73 (Tie) Oklahoma (8, 1-0) 7, *USC 7 (4)
 10-8-77 Alabama (17, 3-1) 21, *USC 20 (6)
 10-13-79 (Tie) Stanford (NR, 3-2) 21, *USC 21 (4)
 10-10-81 Arizona (NR, 2-2) 13, *USC 10 (7)
 1-4-06 (2006 Rose Bowl) Texas (2, 12-0) 41, USC 38 (2)
 9-25-08 *Oregon State (NR, 1-2) 27, USC 21 (9)

The Spoilers

Below is a list of USC "spoilers" of teams that lost perfect (undefeated, untied) records in the final game of the season (since 1937). Asterisk (*) is home team. Note: USC lost perfect records 3 times in its season finale (1910 in a 9-9 tie with Pomona to finish 7-0-1, 1907 with a 16-6 loss to Los Angeles High to finish 5-1 and 2005 in a 41-38 loss to Texas in the Rose Bowl to finish 12-1).

DATE	SPOILER	VICTIM	SCORE
12-3-38	USC*	Notre Dame	13-0
1-2-39	USC	Duke (Rose Bowl)	7-3
1-1-40	USC	Tennessee (Rose Bowl)	14-0
1-1-44	USC	Washington (Rose Bowl)	29-0
12-2-48	USC*	Notre Dame	tie 14-14
11-22-52	USC	*UCLA	14-12
11-28-64	USC*	Notre Dame	20-17
1-1-80	USC	Ohio State (Rose Bowl)	17-16
1-4-05	USC	Oklahoma (Orange Bowl)	55*-19

*Win later vacated due to NCAA penalty



RYAN KALIL



MIKE PATTERSON



USC IN THE POLLS

USC Football National Championships

Here is a list of USC's college football championships as selected by every recognized authority. USC is considered to have won 11 national championships (1928-31-32-39-62-67-72-74-78-2003-04). There were seven other years (1929-33-76-79-2002-05-07) in which the Trojans were named a national champion by at least one legitimate poll.

YEAR	RECORD	COACH	SELECTOR+
**1928	9-0-1	Howard Jones	Dick (Rissman), Sag (Co)
1929	10-2	Howard Jones	Thes, Sag (Co)
**1931	10-1	Howard Jones	Dick (Rockne), Dunk, Ann, Helms, Thes, Wms, FBR, NCF, Pol, Bill, Sag
**1932	10-0	Howard Jones	Ann, Dunk, Thes, Helms, Wms, Davis (Co), FBR, NCF, Pol, Bill, Sag (Co)
1933	10-1-1	Howard Jones	Wms
**1939	8-0-2	Howard Jones	Dick (Rockne)
**1962	11-0	John McKay	AP, UPI, FWA, Helms, HF, Dunk, Wms, Berry (Co), DeV, FBN, FBR, NCF, Pol, Sag
**1967	10-1	John McKay	AP, UPI, FWA, Helms, HF, Berry, Bill, DeV, FBN, FBR, Mat, NCF, Sag
**1972#	12-0	John McKay	AP, UPI, FWA, HF, Helms, Dunk, Lit, Berry, Bill, DeV, FACT, FBN, FBR, Mat, NCF, Pol, Sag
**1974	10-1-1	John McKay	UPI, FWA, HF, Helms (Co), NCF (Co)
1976	11-1	John Robinson	Dunk, Berry, Bill, DeV, FBR, Mat
**1978	12-1	John Robinson	UPI, Helms (Tri), Berry, FACT (Tri), FBN, TSN, NCF (Co), Sag (Co), Bill
1979	11-0-1	John Robinson	FBR
2002	11-2	Pete Carroll	Sag, Mat, Dunk
**2003	12-1	Pete Carroll	AP, FWA, TSN, Mat, NYT, Eck
**2004	13-0*	Pete Carroll	AH, AP, BCS, Berry, Bill, Coll, DeV, Dunk, Eck, FACT, FWA, HF, Mas, Mat, NYT, Sag, TSN, USA, Wol
2005	12-1*	Pete Carroll	Har
2007	11-2	Pete Carroll	Dunk

** Recognized national championships.

The 1972 USC team was the first team to ever receive a unanimous first-place vote by both AP and UPI.

* 2 wins in 2004 and 12 wins in 2005 later vacated due to NCAA penalty (revised records: 11-0 in 2004 and 0-1 in 2005)

+ Selectors:

Ann--Illustrated Football Annual (1930-60). A rating system by Williams F. Board published in the highly-regarded fan magazine Illustrated Football Annual (1932-42) and Football News (1942-44, 1951-60). Predated national champions from 1919-29.

AH--Anderson & Hester (1997-current). A mathematical rating system developed by Jeff Anderson and Chris Hester, published weekly in the Seattle Times since 1993.

AP--Associated Press (1936-current). Poll of sportswriters and broadcasters which began in 1936. The Dr. Henry L. Williams Trophy was awarded beginning in 1941. That was retired in 1947, then the Father O'Donnell Trophy was awarded beginning in 1948. That was retired in 1956 and beginning in 1957, the award was known as the AP Trophy. Since 1983, the award has been known as the Paul "Bear" Bryant Trophy.

BCS--Bowl Championship Series (1999-current). A ranking system that includes polls and computer rankings to match the top two teams in the national championship game.

Berry--Berryman (QPRS) (1940-current). A mathematical rating system based on a quality point rating formula developed by Clyde P. Berryman.

Bill--Billingsley Report (1970-current). A mathematically based power rating system developed by Richard Billingsley. Predated national champions from 1869-1970.

Coll--Colley Matrix (1992-current). A mathematically-based power rating developed by Wes Colley of Virginia, published in the Atlanta Constitution-Journal.

Davis--Parke H. Davis Ratings (1889-1933). Chosen by Davis, a former player at Princeton and former coach at Wisconsin, Amherst and Lafayette. First published in the 1934 Spalding's Football Guide.

DeV--DeVold System (1945-2007). A mathematical rating system developed by Harry DeVold, a former football player at Cornell. The rating have appeared in The Football News since 1962. Predated national champions from 1939-44.

Dick--Dickinson System (1926-40). Based on point formula devised by Illinois economics professor Frank G. Dickinson. The system was the basis for the awarding of the Rissman Trophy to the top-rated team in the Dickinson System. It was retired in 1930, then the Knute Rockne Trophy was awarded beginning in 1931 until it was retired in 1940.

Dunk--Dunkel System (1929-current). A power index rating system devised by Dick Dunkel Sr (1929-71), Dick Dunkel Jr. (1972-2002), Bob Dunkel (2002-current), Richard Dunkel (2002-current) and John Duck (1996-current).

Eck--Eck Ratings System (1983-2005). A mathematical point system developed by Steve Eck.

FACT--Foundation for the Analysis of Competitions and Tournaments (1968-current). A computerized mathematical ranking system developed by David Rothman.

FBN--Football News (1958-2002). A weekly poll of Football News' staff writers.

FBR--College Football Researchers Association (1982-92). Founded by Anthony Cusher and Robert Kirilin, it determined its champion by a Top 10 vote of membership on a point system. Predated national champions from 1919-81, conducted on a poll by Harry Carson Frye.

FWA--Football Writers Association of America (1954-current). Chosen by five-man committee representing membership. Award called the Grantland Rice Trophy.

Har--Harris Interactive (2005-current). Chosen by a panel of media and former players, coaches and administrators.

Helms--First Interstate Bank Athletic Foundation (1883-1982). Originally called Helms Athletic Foundation, then changed to Citizen Savings Athletic Foundation before new name adopted in 1982.

HF--National Football Foundation and Hall of Fame (1959-current). Chosen by a committee representing membership. Award called the Gen. Douglas MacArthur Trophy. Merged with UPI in 1991 and with USA Today in 1993.

Lit--Litkenhous System (1934-84). A rating method developed by Frank and Edward (a professor of chemical engineering at Vanderbilt) Litkenhous.

Mas--Massey College Football Ratings (1995-current). A mathematical rating system developed by Kenneth Massey, which takes into account homefield advantage.

Mat--Matthews Grid Ratings (1966-2007). A mathematical rating system developed by college mathematics professor Herman Matthews.

NCF--National Championship Foundation (1980-2000). An annual report established by Mike Riter. Predated national champions from 1869-1979.

NYT--New York Times (1979-2004). A mathematical rating system introduced by this major newspaper.

Pol--Poling System (1935-84). A mathematical rating system developed by Richard Poling, a former football player at Ohio Wesleyan. Ratings were published annually in the Football Review Supplement and various newspapers. Predated national champions from 1924-34.

Sag--Sagarin Ratings (1919-current). A mathematical rating system developed by Jeff Sagarin, a 1970 MIT mathematics graduate. It runs annually in USA Today.

Thes--The Football Thesaurus (1927-58). A system devised by Deke Houlgate and syndicated in newspapers, plus published in Illustrated Football and the Football Thesaurus (1946-58).

TSN--The Sporting News (1975-current). Voted on annually by the staff of The Sporting News.

UPI--United Press International (1950-1995). Originally a poll of college coaches, in 1991 voters comprised of college football enthusiasts. In 1992, National Football Foundation and Hall of Fame co-sponsored poll, with voters consisting of 100 NFF members (athletic administrators, journalists, ex-players, and ex-coaches) and award called the Gen. Douglas MacArthur Trophy. Beginning in 1993, voters were 16 bowl representatives.

USA--USA Today/Cable News Network and ESPN (1982-current). A weekly poll of sportswriters introduced in 1982 in USA Today and on CNN. Took over the coaches' poll in 1991. USA Today also formed a coalition with the National Football Foundation in 1993 to name the McArthur Bowl national champion. Combined with ESPN in 1997 through 2004.

Wol--Wolfe (1992-current). A mathematically based power rating matrix developed by Peter Wolfe and Ross Baker.

Wms--Williamson System (1931-1963). A power rating system by Paul Williamson, a geologist and Sugar Bowl committee member.

(NOTE: The national champion was selected before bowl games as follows: AP, 1936-64 and 1966-67; UPI, 1950-73; FWA, 1954; HF, 1959-70. In all other latter-day polls, champions were selected after bowl games.)

USC in AP Rankings

Since the AP poll began in 1936, the weekly rankings have been published 1,005 times. USC has been ranked in the poll 674 times (68.6% of the time). Here's the list of the 10 most frequently ranked teams (according to APPollArchive.com):

1.	Ohio State	769
2.	Michigan	757
3.	Notre Dame	712
4.	USC	689
5.	Oklahoma	688
6.	Texas	672
7.	Nebraska	654
8.	Alabama	645
9.	Penn State	578
10.	Tennessee	564

In those 1,005 AP polls, USC has held the No. 1 ranking 90 times. The 10 teams ranked No. 1 most often are:

1.	Oklahoma	97
2.	Notre Dame	95
3.	Ohio State	93
4.	USC	90
5.	Nebraska	70
6.	Miami (Fla.)	68
7.	Florida St.	60
8.	Texas	45
9.	Michigan	41
10.	Alabama	39

USC has the longest streak of consecutive weekly AP No. 1 appearances, with a national record 33 (from Dec. 8, 2003 to Dec. 4, 2005). The Trojans also had an earlier streak of 18 (from Sept. 12, 1972 to Sept. 25, 1973). Here's the list of the 10 teams with the longest streaks of top-ranked appearances:

1.	USC	33
2.	Miami, Fla.	21
3.	USC	18
4.	Florida State	17
5.	Army	15
	Nebraska	15
	Oklahoma	15
	Nebraska	15
	Ohio State	15
10.	LSU	14

In 2004, USC became only the second team ever to be ranked No. 1 in the AP pre-season poll and hold that top ranking the entire season (Florida State did it in 1999). Four other teams--Notre Dame in 1943, Army in 1945, Nebraska in 1971 and USC in 1972--were No. 1 in every regular season ranking, but either did not start off No. 1 in the pre-season poll (Nebraska and USC) or there was no pre-season poll (Notre Dame and Army).

USC's back-to-back AP national championships in 2003 and 2004 marked the 10th time that a team won consecutive AP national titles. The others: Minnesota (1940-41), Army (1944-45), Notre Dame (1946-47), Oklahoma (1955-56), Alabama (1964-65), Nebraska (1970-71), Oklahoma (1974-75), Alabama (1978-79) and Nebraska (1994-95).

USC'S Best Football Season Records

UNBEATEN, UNTIED

1888	2-0
1889	2-0
1894	1-0
1920	6-0
1932	10-0
1962	11-0
1972	12-0
2004	13*-0

UNBEATEN

1906	2-0-2
1910	7-0-1
1928	9-0-1
1939	8-0-2
1944	8-0-2
1969	10-0-1
1979	11-0-1

ONE LOSS

1893	3-1
1897	5-1
1898	5-1-1
1900	1-1-1
1904	6-1
1907	5-1
1908	3-1-1
1909	3-1-2
1919	4-1
1921	10-1
1922	10-1
1927	8-1-1
1931	10-1
1933	10-1-1
1952	10-1
1967	10-1
1968	9-1-1
1974	10-1-1
1976	11-1
1978	12-1
2003	12-1
2005	12*-1
2008	12-1

*2 wins in 2004 and 12 wins in 2005 later vacated due to NCAA penalty (revised record: 11-0 in 2004, 0-1 in 2005)

Top 10 Winningest Division I Schools

BY WINNING PERCENTAGE

(entering the 2010 season)

SCHOOL	RECORD	PCT.
1. Michigan	877-302-36	.737
2. Notre Dame	837-290-42	.734
3. Texas	845-318-33	.720
4. Ohio State	819-307-53	.717
Oklahoma	799-302-53	.715
6. Alabama	813-316-43	.712
7. USC	775*-307-54	.706
8. Nebraska	827-341-40	.701
9. Tennessee	782-332-52	.693
10. Penn State	811-351-41	.691

*14 wins later vacated due to NCAA penalty (revised record: 761-307-54, .702)

BY VICTORIES

(entering the 2010 season)

SCHOOL	WINS	YEARS
1. Michigan	877	130
2. Texas	845	117
3. Notre Dame	837	121
4. Nebraska	827	120
5. Ohio State	819	120
6. Alabama	813	115
7. Penn State	811	123
8. Oklahoma	799	115
9. Tennessee	782	113
10. USC	775*	117

*14 wins later vacated due to NCAA penalty (revised record: 761)

Milestone USC Victories

WIN #	YEAR	OPPONENT	SCORE
1	1888	Alliance AC	16-0
50	1908	Occidental	14-0
100	1922	Alumni	20-0
200	1933	Loyola	18-0
250	1942	Montana	38-0
300	1950	Notre Dame	9-7
400	1966	Wisconsin	38-3
500	1977	Washington State	41-7
600	1989	Washington	24-16
700	2003	Stanford	44-21
750*	2007	Oregon State	24-3

*14 wins later vacated due to NCAA penalty (revised record: 2008, Notre Dame, 38-3)



LOFO TATUPU



KEITH RIVERS



SAM BAKER



ERIK AFFHOLTER

1928 NATIONAL CHAMPIONS



*They whip the ends, they buck the guards, the line begins to yield
And the "greatest team in history" backs slowly down the field
And finally comes the whistle as a seal to Stanford's fate,
And the "greatest team in history" goes staggering through the gate
--Excerpt from a 1928 poem about the USC-Stanford clash.*

The "Thundering Herd," under Hall of Fame coach Howard Jones, galloped to the Trojans' first national championship in 1928. A swarming defense, led by tackle Jesse Hibbs and end Garrett Arbelide, gave up only 59 points all season, while an offensive backfield of Harry Edelson, Russ Saunders, Don Williams and Marshall Duffield rolled over, under, and through their opponents.

USC finished the season with nine wins and no losses, with the only blemish being a 0-0 tie with Cal as the Golden Bears continued to be a nemesis for Troy in the 1920s.

The Trojans beat Glenn "Pop" Warner's Stanford Indians, 10-0, forcing five fumbles in the process. Warner had never lost to Jones and he considered his 1928 team to be his best. But USC used a special strategy called the "quick mix" to disrupt Stanford's offense and help offset the Indians' 10-pound-per-man weight advantage. The strategy worked in what was a landmark game for the Trojans, who established themselves as the preeminent football power on the West Coast. Warner never beat Jones again.

The 1928 season also saw USC beat Notre Dame and Knute Rockne for the first time, 27-14. Williams passed for 111 yards and two touchdowns and rushed for 93 more as the Trojans clinched the national title.

1931 NATIONAL CHAMPIONS



*"I've waited for two years for this day — but, boy, what revenge!"
— USC's Erny Pinckert after beating the Irish.*

The 1931 edition of Howard Jones' "Thundering Herd" was the team that captured the imagination of college football fans everywhere, and the hearts of the citizens of Los Angeles. More than 300,000 welcomed the Trojans home from a thrilling 16-14 victory over Notre Dame in South Bend—a victory clinched by what sportswriter Maxwell Stiles called "Johnny Baker's 10 little toes, and three BIG points."

USC trailed the Irish 14-0 at the outset of the final stanza, but stormed back behind the running of Gus Shaver and the passing of Orv Mohler. Baker's 33-yard field goal with one minute remaining made the difference. The win snapped Notre Dame's 26-game unbeaten streak and was the Trojans' first victory in South Bend.

The season started inauspiciously enough with a 13-7 loss to St. Mary's. "I have no alibis to offer," said Jones afterward. But Troy then proceeded to roll over its next 10 opponents by a combined score of 356 to 39. There were six shutouts.

"(USC is) the greatest team I have ever seen," said Georgia coach Harry Mehre, after his Bulldogs were blanked, 60-0. The usually taciturn Jones agreed, calling his team "the greatest offensive machine I have ever coached."

USC capped the season with a 21-12 victory over Tulane in the Rose Bowl. Four Trojans garnered All-American acclaim: Baker, Shaver, Erny Pinckert and team captain Stan Williamson.

1932 NATIONAL CHAMPIONS




"Fortunately, I have a strong line to start with. I have Mohler, and if anything happens to him, I have Griffith and Warburton."
 — Howard Jones to famed sportswriter Grantland Rice before the 1932 season.

The Trojans breezed to their second consecutive national championship in 1932 as the Howard Jones era reached its pinnacle. But at the start of the season, future greatness was not apparent for this team. Seven regulars had graduated from the 1931 squad, including three All-Americans. By the end of the season, however, it was hailed as perhaps Jones' finest squad. In fact, some still regard this as USC's best team.

The line, one of the greatest in Trojan history, included All-Americans Tay Brown, Aaron Rosenberg and Ernie Smith. The offense, directed by Homer Griffith and featuring back Cotton Warburton and ends Ray Sparling and Ford Palmer, was potent despite losing star Orv Mohler to injury. Meanwhile, the defense shut out its first five opponents, before finally being scored upon in the fourth quarter of game six. Jones' squad allowed only 13 points all season while scoring 201. USC defeated Notre Dame 13-0 and smashed Pittsburgh 35-0 in the Rose Bowl.

The masterful 1932 season firmly placed Jones in the upper echelon of collegiate coaches. He even appeared on the cover of *TIME* magazine, where he was compared to the legendary Amos Alonzo Stagg and Glenn "Pop" Warner. In 1999, *Athlon* magazine rated the 1932 team among the greatest of the 20th century.

1939 NATIONAL CHAMPIONS



"We weren't off form, stale or crippled. We were just outclassed."
 — Tennessee coach Bob Neyland after his undefeated, unscored-upon Vols lost, 14-0, to USC in the 1940 Rose Bowl.

The year 1939 witnessed Howard Jones' Thundering Herd capture its fourth national championship. The head man remarked at the team banquet that this team--his next to last at Troy--was his finest (at least in terms of depth) in his 16 years at USC.

As tanks rolled in Europe, Jones' team rolled to an 8-0-2 record, shutting out six teams and allowing just 7 points to three others. Only 33 points were scored upon Troy that year--a mark no Trojan defense has topped since.

The season had its share of huge games. There was a 19-7 win over No. 11 Oregon State in Portland and a 20-12 win over No. 7 Notre Dame at South Bend (USC wouldn't win again at Notre Dame Stadium until 1967). The regular season finale was an epic 0-0 tie with No. 9 UCLA in front of 103,303, the second-largest crowd in Coliseum history. The capper was a 14-0 win over No. 2 Tennessee in the Rose Bowl against a Volunteer team that hadn't been scored upon in 16 games and hadn't lost in 24 games.

Lineman Harry Smith was a unanimous All-American, while quarterback Grenny Lansdell--who led the team with 742 rushing yards and 54 points--was also named to some teams.

At season's end, the Trojans were given the Knute Rockne Trophy, awarded each year to the No. 1 team in the country by Professor Frank G. Dickinson, a respected analyst who declared, "The Trojans were the best team in the best section...and the nation's other top teams did not play as strong a schedule as USC."

1962 NATIONAL CHAMPIONS



*"Our intention was to win today...and what does the scoreboard say?"
— John McKay after the 1963 Rose Bowl.*

In 1962, John McKay led USC to its first national championship in 30 years and inaugurated one of the greatest dynasties in college football history. From 1962 to 1981, the Trojans won five national titles, played in 11 Rose Bowls, collected four Heisman Trophies and contributed dozens of All-Americans to what was already a remarkable football heritage.

McKay's third team featured the talented quarterback tandem of Pete Beathard and Bill Nelsen, who combined to pass for 18 touchdowns while tossing only three interceptions. A then-school-record 11 of those touchdowns went to consensus All-American end Hal Bedsole, who also set the standard for passes caught (33) and yards receiving (827). The ground attack was run from the I-formation, led by the versatile Willie Brown at tailback and co-captain Ben Wilson at fullback. Brown led the team in rushing, interceptions, punt returns and kickoff returns, and was the second leading receiver.

The Trojan defense allowed only 92 points all season. All-American linebacker Damon Bame led a unit that had three shutouts (including a 25-0 blanking of Notre Dame) and allowed more than 10 points only twice during the regular season.

Troy capped the year by outlasting Wisconsin, 42-37, in one of the most exciting games in Rose Bowl history. McKay was named Coach of the Year by the American Football Coaches Association and the Football Writers Association of America.

1967 NATIONAL CHAMPIONS



*"Well, gentlemen, I guess I wasn't so stupid today."
—John McKay after beating UCLA, 21-20.*

The 1967 Trojans relied on the running of tailback O.J. Simpson, the blocking of Outland Trophy-winning tackle Ron Yary, and a stifling defense to win USC's sixth national championship.

Simpson's weaving 64-yard touchdown run, perhaps the most famous run in college football history, was the difference in a 21-20 victory over UCLA. The showdown between the top-ranked Bruins and the No. 4-ranked Trojans remains one of the greatest games in the history of the crosstown series.

USC's only blemish on the season was a 3-0 loss in the rain and mud to Oregon State in Corvallis. The Trojans would not be shut out again for 26 years and did not lose again to the Beavers until 2000. The other key victory for Troy, a 24-7 win over Notre Dame, was USC's first win at South Bend since 1939. Linebacker Adrian Young's four interceptions (a USC record) helped to repel the Irish. The Trojans celebrated New Year's Day 1968 with a 14-3 victory over Indiana in the Rose Bowl.

The incomparable Simpson, the Heisman runner-up that year, ran for a then-NCAA-record 1,543 regular-season yards (1,709 overall) to go with 13 touchdowns. Mike Battle, Tim Rossovich, and Young led a defense which allowed only 87 points. A record five Trojans were selected in the first round of the 1968 NFL draft, with Yary going first overall.

1972 NATIONAL CHAMPIONS



*"USC's not the number one team in the country. The Miami Dolphins are better."
-- Washington State coach Jim Sweeney.*

The 1972 national champions averaged 39 points per game and never trailed in the second half. In going 12-0-0, the Trojans scored 467 points, second most in school history. The defense intercepted 28 passes, limited their opponents to 2.5 yards per rush, and never gave up a run longer than 29 yards.

The roster was a perfect blend of talent, youth, and experience. Senior Mike Rae and sophomore Pat Haden handled the quarterback duties. Sophomore Anthony Davis rushed for 1,191 yards despite not starting until the eighth game. All-American fullback Sam "Bam" Cunningham was an outstanding blocker and a tremendous leaper, especially in goal-line situations. Tight end Charles Young was equally adept blocking and receiving, while split ends Lynn Swann, Edesel Garrison and J.K. McKay were excellent pass catchers.

The defense was fast and strong. Sophomore linebacker Richard Wood burst onto the scene with 18 tackles in the season-opener on his way to garnering All-American honors. John Grant and Jeff Winans anchored the defensive line, while Artimus Parker, Charles Phillips and Charles Hinton led the secondary.

USC's smallest margin of victory was nine points (versus Stanford). The Trojans beat No. 4-ranked Arkansas 31-10, No. 18 Washington 34-7, No. 14 UCLA 24-7, No.10 Notre Dame 45-23 and No. 3 Ohio State 42-17. USC was unanimously chosen No. 1 in the final AP and UPI polls, the first team to be so honored.

The 1972 team is considered to be John McKay's finest at USC and one of the greatest college teams of all time.

1974 NATIONAL CHAMPIONS



*"We turned into madmen."
-- Anthony Davis, after USC came back to beat Notre Dame.*

The 1974 team earned John McKay his fourth national title behind the big-play heroics of All-American tailback Anthony Davis, the steady leadership of quarterback Pat Haden and the clutch play of a defense that forced the second-highest interception total in USC history.

Davis, the runner-up for the Heisman Trophy, rushed for 1,421 yards and 13 touchdowns. His three-year yardage total of 3,724 yards and 52 touchdowns was a Pac-8 record. He set an NCAA record for most kickoffs returned for TDs in a season (3) and career (6). He scored four touchdowns to lead the Trojans to an amazing 55-24 comeback win over Notre Dame in the regular season finale. In his career, Davis scored 11 touchdowns against the Fighting Irish.

Pat Haden threw 13 touchdown passes, but his biggest completions came with the Trojans trailing Ohio State 17-10 in the 1975 Rose Bowl. His 38-yard TD strike to J.K. McKay with two minutes to play and his subsequent 2-point conversion to Shelton Diggs gave USC an 18-17 victory and the writers' share of the national championship.

Senior linebacker Richard Wood, Troy's only three-time All-American, led the defense. Defensive back Charles Phillips set NCAA records for most interception return yardage in a season (302), most interception return yardage in a game (181), highest average gain per interception for one game (90.5), and most touchdowns on interception returns in a season (3).

The win over Notre Dame, dubbed "The Comeback," was sparked by Davis' 102-yard kickoff return to start the second half. Trailing 24-0 late in the second quarter, the Trojans scored 55 unanswered points in just under 17 minutes to win going away.

USC had five players selected to the All-American team for the third consecutive year. A school-record 12 Trojans were selected to the All-Conference squad (since equalled by the 1989 Trojans). Fourteen players from the 1974 team were taken in the NFL draft—an all-time record also shared by the 1976 Trojan team.

1978 NATIONAL CHAMPIONS



*"I don't remember ever playing against a tailback who can run like White."
—Paul 'Bear' Bryant, after witnessing Charles White rush for 199 yards against his Alabama team.*

The 1978 national champions, coached by John Robinson, were a USC team stocked with great college players and several future NFL stars.

The Trojans finished 12-1, including a solid 24-14 road victory over co-national champion Alabama, a nail-biting 27-25 win over Notre Dame, and a 17-10 victory over Michigan in the Rose Bowl.

All-American tailback Charles White rushed for 1,859 yards to become the Pac-10 career rushing leader as a junior. Freshman tailback Marcus Allen provided depth. Quarterback Paul McDonald led the conference in passing and tied a USC record with 19 touchdown passes. Fullback Lynn Cain rushed for 977 yards, the most ever by a Trojan fullback. Flanker Kevin Williams had 17 receptions, 10 of them for touchdowns. The offensive line included All-American guard Pat Howell, All-Pac-10 tackle Anthony Munoz (considered by many to be the game's greatest tackle ever) and All-Pac-10 guard Brad Budde (a four-year starter and the 1979 Lombardi Award winner). The back-ups on the line included future All-Pros Roy Foster and Keith Van Horne.

The defense featured the talented safety duo of Dennis Smith and Ronnie Lott. Linebackers Dennis Johnson (the team's tackle leader) and Riki Gray manned the middle, while Larry McGrew and Chip Banks roamed the outside. Rich Dimler, Myron Lapka and Dennis Edwards keyed the defensive line.

The Trojans' only loss was at Arizona State, 20-7. They would remain unbeaten for the next 28 games. USC took the top spot in the coaches poll, but finished second in the writer's poll to Alabama despite beating the Crimson Tide earlier in the season.

2003 NATIONAL CHAMPIONS



*"If you stay with me, I'll take you places you've never been."
—Pete Carroll, at a team meeting to open 2003 fall practice.*

After a 25-year hiatus, USC returned to the top of the college football world when it won the 2003 AP national championship.

Head coach Pete Carroll, in just his third year at Troy, guided his Trojans to a 12-1 record and their second consecutive Pac-10 title. USC closed the season by winning its last 9 games, including a dominating victory over No. 4 Michigan in the Rose Bowl. USC scored at least 30 points in 11 consecutive games, including 40 points in 7 in a row (both Pac-10 records), en route to tallying 534 total points (another Pac-10 mark). For just the second time in history, USC swept traditional rivals UCLA and Notre Dame in consecutive years.

Not many predicted the 2003 team's success. After all, these Trojans had to replace a Heisman Trophy winner (Carson Palmer) and an All-American safety (Troy Polamalu), among others. But Trojans fans got an inkling of the team's potential when USC opened its season at No. 6 Auburn with a 23-0 whitewash. The only loss came in triple overtime at California.

Five players won All-American first team honors: quarterback Matt Leinart, wide receiver Mike Williams, defensive end Kenechi Udeze, offensive tackle Jacob Rogers and punter Tom Malone. Leinart and Williams finished sixth and eighth, respectively, in the Heisman Trophy voting. And Carroll was recognized as the National Coach of the Year.

Leinart, who had never thrown a pass in his USC career before the 2004 campaign, was the Pac-10's Offensive Player of the Year (Stanford's John Elway was the only other sophomore so honored) and set a Pac-10 record with 38 TD passes. Williams, another sophomore, caught 95 passes with a school-record 16 TDs. Udeze tied for the national lead in sacks with 16.5, while soph Malone shattered the USC season punting average record (49.0). Other key contributors were wide receiver Keary Colbert, who became USC's career receptions leader, the rotating tailback threesome of Hershel Dennis, LenDale White (the first true freshman to top Troy in rushing) and Reggie Bush, cornerback Will Poole, center Norm Katnik, defensive tackles Shaun Cody and Mike Patterson, placekicker Ryan Killeen and linebacker Lofa Tatupu.

The Trojan defense topped the nation in rushing defense and was second in turnover margin, forcing 42 turnovers and scoring 8 TDs.

2004 NATIONAL CHAMPIONS



*"USC Leaves No Doubt"
—Los Angeles Daily News headline after USC's Orange Bowl win.*

From the start of training camp, the motto for the 2004 USC football team was "Leave No Doubt." The Trojans did just that, winning their second consecutive national championship. And, unlike 2003, this title was undisputed, as USC demolished Oklahoma in the BCS Championship Game in the Orange Bowl, 55-19. Troy went 13-0 overall (a school record for victories, *although 2 victories were later vacated due to NCAA penalty*) and became just the second team ever to hold the AP No. 1 ranking from pre-season through the entire campaign. It was only the 10th time that a team won back-to-back AP crowns. At 8-0, USC won its third consecutive Pac-10 title. The Trojans swept traditional rivals UCLA and Notre Dame for an unprecedented third year in a row.

USC concluded the season riding a 22-game winning streak, as well as 21 straight home games, a Pac-10 record 15 consecutive league home games, 15 straight Pac-10 games and 9 road games in a row.


Troy was in the national Top 10 in every defensive statistical category (its total defense average was USC's lowest in 15 years), including first in rushing defense and turnover margin and third in scoring defense. USC outscored opponents by 25.2 points (including a school-record 8 games with a margin of at least 30 points). USC played before 3 home sellouts, 7 regular-season sellouts and 8 season sellouts, all school marks. And Troy set a USC and Pac-10 record for home attendance average, as well as school records for total home attendance, overall attendance average and total overall attendance.

A school-record 6 Trojans (Heisman Trophy quarterback Matt Leinart, Heisman finalist tailback Reggie Bush, defensive linemen Shaun Cody and Mike Patterson, and linebackers Matt Grootegoed and Lofa Tatupu) were named All-American first teamers. Leinart and Bush were named the Pac-10 Co-Offensive Players of the Year, while Cody was the Pac-10 Co-Defensive Player of the Year.

Rethink Possible® 

Keep up with every down.

Catch all of the Trojans action
on the nation's fastest 3G network.



AT&T is the Official Communications
Sponsor of the University of
Southern California Athletics.

Text **TROJANS** to **51234** to get breaking news,
special offers, and exclusive USC content.

Message & data rates may apply. Text HELP for help. To stop, text STOP.

Coverage is not available in all areas. See coverage map at stores for details. 3G not available in all areas. Standard usage rates apply, depending on your plan. See att.com/mediaterms for terms and conditions. ©2010 AT&T Intellectual Property. Service provided by AT&T Mobility. All rights reserved. AT&T, the AT&T logo, and all other marks contained herein are trademarks of AT&T Intellectual Property and/or AT&T affiliated companies. All other marks contained herein are the property of their respective owners.



Two minute warning

Diet Coke is a proud sponsor of
USC Athletics.



No artificial flavors, no added preservatives.
Since 1888.
open happiness®



USC'S "HISTORY-SHAPING" GAMES

(When USC football reached a milestone in its illustrious history on Oct. 2, 1999, by playing its 1,000th game, former Trojan assistant sports information director Chris Huston wrote the following since-updated story in Troy's game program that day on USC's "most important" games...not necessarily the best games or most dramatic, but those that made USC football what it is today.)

Looking back, who would have thought that a tiny school founded by the Methodist Church would emerge to become one of the top football powers in the country?

There have been so many accomplishments in these 1,000-plus games: 11 national titles, 7 Heisman Trophy winners, 33 Rose Bowls and 154 All-Americans. Trojan football history is packed with heroic moments and legendary names.

The names are etched clearly in our memories: Gloomy Gus. The Thundering Herd. John McKay. Iron Mike. And the famous games still resonate: the twin comebacks versus Notre Dame, the recurring nail-biters against UCLA, the triumphant Rose Bowls.

But what about the "most important" games out of the past 1,000-plus -- the games that helped make USC what it is today? Which games started trends, broke streaks or changed history? Some you'll remember, some you won't. Here are a few of the contests that shaped USC's football history:

1888 - USC 16, Alliance Athletic Club 0 The first game. Who could have imagined how the future would unfold? In those days a touchdown scored four points, while the conversion was worth two points, a field goal five points and a safety scored two. Frank Suffel and Henry Goddard were the playing coaches for this first team.

1905 - Stanford 16, USC 0 This was USC's first game ever against major college competition. Prior to this, USC had played Southland colleges, high schools, academies and athletic clubs and had rivalry games with Pomona and Occidental. Stanford, however, was big-time on the gridiron long before USC was. The Stanford-Cal game annually made bigger headlines, even in Los Angeles, than any USC game. USC fans looked forward to this game all year and the Trojans managed to hold their own on a dreary day in Palo Alto, but the result was a shutout loss. Significantly, USC did not play another major opponent in college football for nine years after this Stanford loss.

1924 - California 7, USC 0 Elmer "Gloomy Gus" Henderson's undefeated Trojans met Andy Smith's undefeated Bears before 60,000 in USC's first appearance at Memorial Stadium in Berkeley. Jim Dixon scored the game's only touchdown on a 12-yard run around left end in the second quarter. USC's loss pushed its record against Cal to 1-8-1. The pressure from the alumni for Henderson's ouster grew intense, and after an upset loss to St. Mary's the next week, the decision was made to buy out Gloomy Gus' contract at the end of the year. The way was thus cleared for the arrival of Howard Jones, arguably Troy's greatest head coach.

1925 - Nebraska 17, Notre Dame 0 The greatest intersectional college football rivalry--USC versus Notre Dame--might never have commenced but for this game. USC was looking for a national rival and dispatched graduate manager Gwynn Wilson (akin to the modern day athletic director) and his wife to Lincoln, where Notre Dame was playing Nebraska on Thanksgiving Day. Knute Rockne was cool to the idea of a home-and-home series with USC because of the travel involved, but Mrs. Wilson was able to persuade Mrs. Rockne that a trip every two years to sunny Southern California was better than one to snowy, hostile Nebraska. Mrs. Rockne spoke to her husband and shortly thereafter Notre Dame became an annual fixture on USC's schedule.

1928 - USC 10, Stanford 0 Howard Jones had not beaten Glenn "Pop" Warner's Stanford Indians in three tries until his Thundering Herd did it before 80,000 at the Coliseum this year. The legendary Warner considered this Stanford team to be his best, but they lost five turnovers to USC that day. Stanford's 10-pound per-man weight advantage was offset by the Trojans' "quick-mix" defense and a speedy backfield comprised of Don Williams, Russ Saunders and Marshall Duffield. This was a landmark game as it signaled Troy's emergence as the preeminent power on the West Coast. USC went on to win its first national title that season and Jones never lost to Warner again.

1931 - USC 16, Notre Dame 14 This game captured the imagination of football fans everywhere--and the hearts of the citizens of Los Angeles. More than 300,000 fans welcomed the Trojans home from this thrilling victory in South Bend--a victory clinched by what sportswriter Maxwell Stiles called "Johnny Baker's 10 little toes and three BIG points." USC trailed 14-0 at the outset of the final stanza, but stormed back behind the running of Gus Shaver and the passing of Orv Mohler. Baker's 33-yard field goal with one minute remaining made the difference. The win snapped Notre Dame's 26-game unbeaten string and was the Trojans' first win in South Bend. Called "...the biggest upset since Mrs. O'Leary's cow knocked over that lantern" by El Rodeo, Troy's student yearbook, it clinched USC's second national title and firmly established the Trojans as a national power.

1944 - USC 38, Washington 7 This was USC's first home night game in the Coliseum. The game program reported: "This may well be the one and only Coliseum night game in Trojan varsity football history." That year, Washington was under wartime travel restrictions and was forced to schedule two California games in seven days. A schedule conflict resulted and an exception had to be made to USC's longstanding policy of playing Saturday afternoons. The game was a success. The attendance of 62,865 was USC's largest for a home game that year. As a result, home night games became a regular part of the USC schedule.

1956 - USC 44, Texas 20 In 1925, guard Brice Taylor, an African-American, was named USC's first All-American. It would be about 30 years before another black man made his mark on Trojan football. Fullback C.R. Roberts was that man. He rumbled for 251 yards versus Texas, setting the USC single-game rushing record in the process. The record stood for 20 years. It was sweet redemption for Roberts and his teammates. The game was played in Austin and the hotel the Trojans had booked was segregated. Head Coach Jess Hill moved his team to a lodging that was integrated and the Trojans seemed to take it out on the Longhorns on game day.

1959 - Notre Dame 16, USC 6 This was the last game played between the two teams in South Bend in November. The freezing cold affected the Trojans so much that Athletic Director Jess Hill proposed moving USC's games at Notre Dame Stadium to October, while continuing to play the Coliseum games in late November. Notre Dame agreed and it has been that way ever since.

1961 - Iowa 35, USC 34 The Hawkeyes came into this game ranked No. 1 in the country. The Trojans, in their first season using John McKay's I-formation, were struggling. The critics in the press box said the "I" stood for "incompetent," "intolerable" and "ineffective." But on this day, after falling behind 21-0, USC exploded for 34 points and lost only in the last minute, 35-34. The Trojans totaled 220 yards on the ground and 156 in the air. For the first time, the I-formation proved its worth. Soon, USC and John McKay became synonymous with this tailback-led rushing attack.

1967 - USC 24, Notre Dame 7 The 1967 USC-UCLA game is the game everyone remembers from this season, but it never would have had the same importance if the Trojans hadn't first defeated defending national champion and No. 5 Notre Dame on a sunny October day in South Bend. The previous year, the Irish handed the Trojans their worst defeat ever, 51-0, and despite USC's No. 1 rank in the 1967 polls, Notre Dame was a heavy favorite. Weighing heavy on the oddsmakers' minds was the fact that USC had not won in South Bend since 1939 (it didn't matter much to them that McKay, after the '66 debacle, vowed never to lose to the Irish again). It was on this day that most of the country first heard of a tailback named O.J. Simpson. The junior from San Francisco rushed for 160 yards on 38 carries and tacked on all three USC touchdowns. A tenacious Trojan defense intercepted seven passes (four by a true Irishman, Adrian Young) and recovered two fumbles. USC trailed at the half, 7-0, but roared back in the second half to win the game. The victory solidified Troy's place at the top of the final rankings.

1970 - USC 42, Alabama 21 It's a rare feat when a football game helps to change societal attitudes. The 1970 USC win over Alabama may have done just that. The Trojans traveled to Birmingham where they faced an all-white Crimson Tide team coached by Paul "Bear" Bryant. Thanks to dominating performances for USC by a trio of African-Americans (Sam Cunningham, Clarence Davis and Jimmy Jones), Bryant was convinced that he needed to recruit black players for his program. The rest of the Southeastern Conference soon followed suit and opportunities for black athletes in the South began to improve tremendously. Bryant was so impressed by Cunningham (who had 135 yards and two touchdowns on just 12 carries) that he invited the sophomore fullback into the 'Bama locker room after the game. He brought his players to Cunningham one-by-one and introduced him, saying: "This is what a football player looks like."


1996 - USC 27, Notre Dame 20 At long last, after 13 years of futility, the Trojans defeated the Irish. In what seemed the unlikely of streaks, USC had found every possible way to not defeat Notre Dame. And in what seemed like the unlikely of days for it to happen, Troy finally ended that streak. USC was struggling at 5-6 after a wild double-overtime loss to UCLA the previous week while Notre Dame was standing tall with an 8-2 record and a New Year's Day bowl bid in the works. The Trojans somehow managed to stay in the game despite playing without starting quarterback Brad Otton for large chunks of regulation, as he was bothered by an injury. When Notre Dame scored a touchdown to go ahead 20-12 (with the PAT pending) in the fourth quarter, things looked bleak for USC. But Irish kicker Jim Sanson shanked the extra point and the margin stayed at eight. The Trojans responded with an eight-play, 67-yard drive culminating in Delon Washington's 15-yard touchdown scamper. Washington also ran in the two-point conversion and the score was knotted at 20. Neither team could score before the end of regulation and overtime ensued. On USC's first drive, Otton hit Rodney Sermons with a five-yard touchdown pass and the Trojans went ahead for the first time, 27-20. Jubilation erupted in the Coliseum when Mark Cusano then batted down Ron Powlus' fourth-down pass and the streak ended.

2001 - USC 27, UCLA 0 This game was the regular season finale of the 2001 season, but it exemplified the attitude and style that first-year head coach Pete Carroll brought to Trojan football. The message sent that day was clear: Nothing beats a great defense. Furthermore, the game signalled a sea-change in the L.A. sports scene as USC under Carroll was increasingly viewed as the healthiest program in town. There was nothing complicated about the contest. The Trojan offense hit on a couple big plays--namely, a 66-yard catch-and-run by tight end Kori Dickerson off a Carson Palmer aerial and a 34-yard touchdown run by tailback Chris Howard. But USC managed just 276 yards of total offense and 12 first downs. However, the Trojan defense was spectacular, holding UCLA to a paltry 114 yards and 10 first downs. USC picked off three UCLA passes, including an amazing between-the-legs snatch by cornerback Antuan Simmons which he returned 36 yards for a touchdown. It was USC's first shutout of UCLA since 1947. While the Trojans would later stumble in the Las Vegas Bowl, it was clear that something special was starting to go on at Troy.

2002 - USC 44, Notre Dame 13 While the 2001 UCLA game was about re-establishing USC in Los Angeles, the 2002 Notre Dame game was about re-establishing USC on a national level. The Trojans had not played in such a high-stakes game since the 1988 No. 1 vs. No. 2 showdown against the Irish—a bitter 27-10 loss. On this day, three important things happened for USC. First, the Trojans clinched their first-ever BCS bowl berth. Second, they completed their first season sweep of UCLA and Notre Dame since 1981 and, probably most important of all, Trojan quarterback Carson Palmer showed the nation why he deserved to be named USC's fifth Heisman Trophy winner. Through it all, Troy put another feather in the cap of what would become its most magical and successful season since 1979. A capacity crowd and a near-national television audience saw first-hand the magnificent "Carson Show," as USC's senior quarterback threw for 425 yards and four touchdowns—both Notre Dame opponent records. What's more, he led the Trojan offense to 610 total yards—again, the most yards ever against the Irish. While there were a couple nail-biting moments for USC fans in the second quarter as Notre Dame briefly took a 13-10 lead, Palmer allayed those fears by leading a masterful 75-yard drive that took just over a minute and culminated in a pass that sailed over the outstretched hands of two Irish defenders and into the waiting arms of Mike Williams for a 19-yard touchdown. Hence, the Trojans sprinted into the locker room with a 17-13 lead and never looked back in the second half on their way to scoring the most points against the Irish by a USC team since 1974's legendary 55-24 onslaught. The jubilant looks on the faces of the Trojan coaches, players and fans afterwards—as well as the sight of the future Heisman winner holding aloft the Shillelagh—said it all: USC was back.

Other "important" games in Trojan history


- 1939 Rose Bowl - USC 7, Duke 3** (Duke was unbeaten, unscored upon until this game)
- 1951 - Notre Dame 19, USC 12** (USC's first appearance on national television)
- 1953 Rose Bowl - USC 7, Wisconsin 0** (breaks Big Ten Rose Bowl win streak)
- 1964 - USC 20, Notre Dame 17** (Fertig to Sherman shocks the No. 1 Irish)
- 1974 - USC 55, Notre Dame 24** (The Comeback--enough said)
- 1975 Rose Bowl - USC 18, Ohio State 17** (Haden to McKay and then Diggs for the national title)
- 1978 - USC 24, Alabama 14** (key game in the national title season)
- 1983 - Washington 24, USC 0** (first shutout of USC in 187 games, a then-NCAA record)
- 2004 Rose Bowl - USC 28, Michigan 14** (despite being snubbed from the BCS Championship Game in the Sugar Bowl, USC dominates Michigan to win its first national championship in 25 years)
- 2005 Orange Bowl - USC 55, Oklahoma 19** (USC puts on an overwhelming display of power in its first-ever appearance in the BCS Championship Game, *although the win was later vacated due to NCAA penalty*)



MIKE WILLIAMS



JON ARNETT




FRANK GIFFORD



MORLEY DRURY



RICKY BELL



RICHARD WOOD



SHAUN CODY



TOM MALONE



RODNEY PEETE




RONNIE LOTT



BRICE TAYLOR



JOHN FERRARO



ANTHONY DAVIS



TONY BOSELLI



USC'S ALL-AMERICANS

The following is a complete listing of all USC football players who have ever received first team All-American honors. Although there are numerous teams selected throughout the country, the NCAA now recognizes only five in determining whether a player is a unanimous or consensus choice--AP, Football Coaches Association, Football Writers Association, the Walter Camp Foundation and The Sporting News.

From 1962 to 1990, USC had at least one first team All-American every year. From 1972 to 1987, there was at least one consensus All-American Trojan every year. Also, there have been 29 first team All-American Trojan offensive linemen since 1964.

NO.	YEAR	NAME, POSITION	1ST TEAM	2ND TEAM	3RD TEAM	
1	1925	Brice Taylor, G	2	0	0	
2	1926	Mort Kaer, B	9	0	0	X
3	1927	Morley Drury, B	10	1	0	X
4	1927	Jess Hibbs, T	8	1	0	X
5	1928	Jess Hibbs, T	3	0	2	
6	1928	Don Williams, B	2	1	0	
7	1929	Nate Barragar, G-C	1	1	0	
8	1929	Francis Tappaan, E	5	4	0	
9	1930	Garrett Arbelbide, E	1	2	1	
10	1930	Orv Mohler, B	1	1	1	
11	1930	Erny Pinckert, B	9	1	0	X
12	1931	Johnny Baker, G	9	1	0	X
13	1931	Erny Pinckert, B	4	0	1	
14	1931	Gus Shaver, B	6	0	1	X
15	1931	Stan Williamson, C	2	0	0	
16	1932	Tay Brown, T	1	5	2	
17	1932	Aaron Rosenberg, G	1	1	1	
18	1932	Ernie Smith, T	10	0	0	X'
19	1933	Aaron Rosenberg, G	8	2	0	X
20	1933	Larry Stevens, G	1	0	2	
21	1933	Cotton Warburton, B	10	0	0	X'
22	1938	Harry Smith, G	3	2	2	
23	1939	Grenny Lansdell, B	2	1	1	
24	1939	Harry Smith, G	10	0	0	X'
25	1943	Ralph Heywood, E	6	0	0	X
26	1944	John Ferraro, T	10	1	0	X
27	1947	Paul Cleary, E	7	1	0	X
28	1947	John Ferraro, T	5	4	0	
29	1951	Pat Cannamela, LB	4	3	0	
30	1951	Frank Gifford, B	1	1	1	
31	1952	Jim Sears, DB	6	0	0	X
32	1952	Elmer Willhoite, G	8	0	0	X
33	1955	Jon Arnett, B	3	3	0	
34	1959	Ron Mix, T	1	1	1	
35	1959	Marlin McKeever, E	4	0	1	
36	1959	Mike McKeever, G	1	3	1	
37	1960	Marlin McKeever, E	1	5	1	
38	1962	Hal Bedsole, E	10	0	1	X
39	1962	Damon Bame, LB	2	0	0	
40	1963	Damon Bame, LB	3	1	1	
41	1964	Bill Fisk, OG	2	2	0	
42	1964	Mike Garrett, TB	2	2	0	
43	1965	Mike Garrett, TB	11	0	0	X'H
44	1966	Nate Shaw, DB	8	1	1	X
45	1966	Ron Yary, OT	8	3	0	X

NO.	YEAR	NAME, POSITION	1ST TEAM	2ND TEAM	3RD TEAM	
46	1967	O.J. Simpson, TB	11	0	0	X'
47	1967	Ron Yary, OT	11	0	0	X'O
48	1967	Adrian Young, LB	9	2	0	X
49	1967	Tim Rossovich, DE	5	2	0	X
50	1968	O.J. Simpson, TB	10	0	0	X'H
51	1968	Mike Battle, DB	3	2	1	
52	1969	Jimmy Gunn, DE	8	1	0	X
53	1969	Al Cowlings, DT	3	1	0	
54	1969	Sid Smith, OT	4	2	0	
55	1969	Clarence Davis, TB	1	1	1	
56	1970	Charles Weaver, DE	6	3	0	X
57	1970	Marv Montgomery, OT	1	0	0	
58	1971	John Vella, OT	4	1	0	
59	1971	Willie Hall, LB	2	2	0	
60	1972	Charles Young, TE	8	0	0	X'
61	1972	Richard Wood, LB	2	2	0	
62	1972	Sam Cunningham, FB	2	0	0	
63	1972	Pete Adams, OT	1	2	0	
64	1972	John Grant, DT	1	2	0	
65	1973	Lynn Swann, FL	7	0	0	X
66	1973	Richard Wood, LB	5	1	0	X
67	1973	Booker Brown, OT	4	3	0	X
68	1973	Artimus Parker, DB	3	1	0	X
69	1973	Steve Riley, OT	1	0	0	
70	1974	Anthony Davis, TB	6	0	0	X'
71	1974	*Richard Wood, LB	4	0	0	X
72	1974	Charles Phillips, DB	1	0	0	
73	1974	Bill Bain, OG	1	0	0	
74	1974	Jim Obradovich, TE	1	0	0	
75	1975	Ricky Bell, TB	6	0	0	X'
76	1975	Marvin Powell, OT	1	2	0	
77	1976	Ricky Bell, TB	8	0	0	X'
78	1976	Dennis Thurman, DB	3	2	0	X
79	1976	Gary Jeter, DT	3	1	0	X
80	1976	Marvin Powell, OT	3	0	1	
81	1977	Dennis Thurman, DB	6	0	0	X'
82	1977	Clay Matthews, LB	1	0	0	
83	1978	Pat Howell, OG	7	0	0	X'
84	1978	Charles White, TB	6	0	0	X'
85	1979	Charles White, TB	7	0	0	X'H
86	1979	Brad Budde, OG	7	0	0	X'L
87	1979	Dennis Johnson, LB	2	0	0	
88	1979	Paul McDonald, QB	1	1	0	
89	1980	Ronnie Lott, DB	8	0	0	X'
90	1980	Keith Van Horne, OT	6	0	0	X
91	1980	Roy Foster, OG	1	0	0	
92	1981	Marcus Allen, TB	8	0	0	X'H
93	1981	Roy Foster, OG	5	2	0	X
94	1981	Chip Banks, LB	3	1	0	
95	1982	Don Mosebar, OT	7	0	0	X'
96	1982	Bruce Matthews, OG	8	0	0	X
97	1982	George Achica, NG	6	1	0	X
98	1983	Tony Slaton, C	5	1	0	X
99	1984	Jack Del Rio, LB	7	0	0	X
100	1984	Duane Bickett, LB	4	0	1	
101	1985	Jeff Bregel, OG	8	0	0	X
102	1985	Tim McDonald, DB	1	0	0	
103	1986	Jeff Bregel, OG	8	0	0	X
104	1986	Tim McDonald, DB	6	1	0	X
105	1987	Dave Cadigan, OT	5	2	0	X

NO.	YEAR	NAME, POSITION	1ST TEAM	2ND TEAM	3RD TEAM	
106	1988	Erik Affholter, SE	2	4	0	
107	1988	Mark Carrier, DB	2	1	0	
108	1988	Rodney Peete, QB	1	4	0	U
109	1988	Tim Ryan, DT	1	2	0	
110	1988	Cleveland Colter, DB	1	0	1	
111	1989	Mark Carrier, DB	8	0	0	XT
112	1989	Tim Ryan, DT	5	1	0	X
113	1989	Junior Seau, OLB	1	1	1	
114	1989	Mark Tucker, OG	1	0	1	
115	1990	Scott Ross, ILB	1	1	0	
116	1992	Curtis Conway, FL-RS	1	3	2	
117	1992	Tony Boselli, OT	1	1	0	
118	1993	Johnnie Morton, WR	5	3	0	X
119	1994	Tony Boselli, OT	7	1	0	X
120	1995	Keyshawn Johnson, WR	10	0	0	X'
121	1998	Chris Claiborne, LB	7	0	0	X'Bu
122	2001	Troy Polamalu, DB	2	1	2	
123	2002	Carson Palmer, QB	6	0	0	XHU
124	2002	Troy Polamalu, DB	5	1	1	X
125	2003	Mike Williams, WR	9	1	0	X
126	2003	Jacob Rogers, OT	7	2	0	X
127	2003	Kenechi Udeze, DE	7	0	0	X
128	2003	Tom Malone, P	3	1	0	
129	2003	Matt Leinart, QB	1	1	0	
130	2004	Reggie Bush, TB	8	1	0	X
131	2004	Matt Leinart, QB	6	2	0	XH
132	2004	Shaun Cody, DT	6	2	0	X
133	2004	Matt Grootegoed, LB	4	0	0	X
134	2004	Mike Patterson, DT	3	0	2	
135	2004	Lofa Tatupu, LB	1	1	1	
136	2005	Reggie Bush, TB	10	0	0	X'HD
137	2005	Dwayne Jarrett, WR	8	1	0	X'
138	2005	Taitusi Lutui, OG	7	3	0	X
139	2005	*Matt Leinart, QB	2	5	0	U
140	2005	Darnell Bing, S	2	1	0	
141	2005	Sam Baker, OT	1	0	2	
142	2006	Dwayne Jarrett, WR	5	2	1	X
143	2006	Sam Baker, OT	4	5	0	X
144	2006	Ryan Kalil, C	2	4	1	
145	2006	Sedrick Ellis, DT	1	0	0	
146	2006	Steve Smith, WR	1	0	0	
147	2007	Sedrick Ellis, DT	9	1	0	X'
148	2007	*Sam Baker, OT	2	3	0	
149	2007	Fred Davis, TE	2	3	0	M
150	2007	Keith Rivers, LB	2	1	1	
151	2007	Taylor Mays, S	1	1	1	
152	2008	Rey Maualuga, LB	10	1	0	X'Bd
153	2008	Taylor Mays, S	10	2	0	X
154	2008	Brian Cushing, LB	1	2	3	
155	2009	Taylor Mays, S	2	0	2	
156	2009	Charles Brown, OT	2	0	1	

X--NCAA Consensus (52 Selections)
 X'--NCAA Unanimous (26 Selections)
 H--Heisman Trophy (7 Selections)
 O--Outland Trophy (1 Selection)
 L--Lombardi Award (1 Selection)
 T--Thorpe Award (1 Selection)
 Bu--Butkus Award (1 Selection)
 D--Doak Walker Award (1 Selection)
 U--Johnny Unitas Golden Arm Award (3 Selections)
 M--John Mackey Award (1 Selection)
 Bd--Bednarik Award (1 Selection)
 *Richard Wood was USC's first three-year All-American and the first three-year selectee by AP from the West Coast; Matt Leinart, Sam Baker and Taylor Mays also were three-year All-Americans

All-American Jersey Numbers

1 Mike Williams	30 Johnny Baker	70 Harry Smith
2 Morley Drury Steve Smith Taylor Mays	*32 Jim Sears O.J. Simpson	71 John Ferraro Brad Budde Tony Boselli Taitusi Lutui Charles Brown
*3 Curtis Conway Keyshawn Johnson Carson Palmer	*33 Marcus Allen	72 Al Cowlings Don Mosebar
*5 Reggie Bush	34 Larry Stevens	73 Elmer Willhoite Tony Slaton
6 Tim McDonald Matt Grootegoed	35 Scott Ross	74 Ron Mix
7 Dennis Thurman Mark Carrier	39 Sam Cunningham	75 John Vella Mark Tucker
8 Cleveland Colter Dwayne Jarrett	42 Pat Cannamela Ricky Bell Ronnie Lott Erik Affholter	76 Marvin Powell
10 Jess Hibbs Brian Cushing	43 Troy Polamalu	77 Ron Yary Sid Smith Pete Adams Jacob Rogers
*11 Francis Tappaan Matt Leinart	44 Garrett Arbelbide	78 Grenny Lansdell Marv Montgomery Steve Riley George Achica
*12 Charles White	47 Stan Williamson	79 Gary Jeter Jeff Bregel Sam Baker
13 Cotton Warburton	48 Ernie Smith	80 Duane Bickett Johnnie Morton
14 Aaron Rosenberg Artimus Parker Tom Malone	49 Charles Phillips Sedrick Ellis	82 Paul Cleary
16 Brice Taylor Frank Gifford Paul McDonald Rodney Peete	50 Adrian Young	83 Jimmy Gunn Willie Hall Richard Wood Fred Davis
17 Don Williams Erny Pinckert Mike Battle	51 Chip Banks	84 Charles Weaver Shaun Cody
19 Hal Bedsole	52 Jack Del Rio	86 Marlin McKeever
*20 Mike Garrett Darnell Bing	55 Junior Seau Chris Claiborne Keith Rivers	87 Ralph Heywood
22 Gus Shaver Lynn Swann	58 Lofa Tatupu Rey Maualuga	88 Tim Rossovich
24 Orv Mohler	60 Clay Matthews	89 Nate Shaw Charles Young Jim Obradovich
25 Nate Barragar	61 Bill Fisk	94 John Grant Kenechi Udeze
26 Jon Arnett	63 Booker Brown	99 Tim Ryan Mike Patterson
28 Mort Kaer Clarence Davis Anthony Davis	64 Damon Bame Roy Foster	
29 Tay Brown	66 Bill Bain Pat Howell Bruce Matthews Dave Cadigan	
	67 Ryan Kalil	
	68 Mike McKeever Keith Van Horne	*Jersey number currently retired



ALL-AMERICAN BIOS

BRICE TAYLOR—G, 5-9, 185, Seattle, WA (Franklin), #16

Was USC's first All-American (1925)...1924-25-26 letterman...USC was 28-6 in his career...Played in the 1925 Christmas Festival...Played in the first USC-Notre Dame game (1926)...Inducted into USC Athletic Hall of Fame in 1995...Also sprinter/hurdler on 1925 USC track team (was a member of a world record-setting mile relay team)...Born 7-4-02 in Seattle, Wash...Born without left hand...Descendant of American Indian chief Tecumseh...After USC, was a teacher and administrator in Los Angeles City School District, president of Guadalupe College in Texas, coached football at 4 colleges in the South (including Southern), and a pastor...Died 9-18-74 in Downey, Calif.

MORT KAER—HB, 5-11, 167, Red Bluff (Red Bluff), #28

Was USC's first consensus All-American (1926)...1924-25-26 letterman...USC was 28-6 in his career...Played in the 1925 Christmas Festival...Played in the first USC-Notre Dame game (1926)...Inducted into National Football Foundation College Football Hall of Fame in 1975...USC's rushing and scoring leader in 1925 (576 yards, 114 points) and 1926 (852, 72)...Led nation in scoring in 1925...Set a since-broken USC scoring record (216 points, all via rushing)...Is 28th on USC's career rushing list (1588 yards)...Had USC's first 100-yard rushing game (183 yards at California in 1926)...Played in 1928 East-West Shrine Game...Named the Amateur Athletic Foundation Southern California Athlete of the Year in 1925...Played professionally with Frankford in 1931...Inducted into USC Athletic Hall of Fame in 1997...Also on USC's national championship 1926 track team...Was fifth in the pentathlon in the 1924 Paris Olympics...Born 9-7-02 in Omaha, Neb...After USC, was a teacher and football coach at Weed (CA) High for 27 years...Died 1-12-91 in Mt. Shasta, Calif.

Year	TCB	YDS	AVG	TD	PA	PC	PI	PCT	YDS	TD	P	YDS	AVG
1924	22	160	7.3	5	2	2	0	1.000	50	—	—	—	—
1925	105	576	5.5	19	34	8	1	.235	170	—	—	—	—
1926	155	852	5.5	12	31	18	6	.581	270	—	33	1202	36.4
CAREER	282	1588	5.7	36	67	28	7	.418	490	—	—	—	—

Year	REC	YDS	AVG	TD	KOR	YDS	AVG	TD	PR	YDS	AVG	TD
1924	4	—	—	—	—	—	—	—	—	—	—	—
1925	9	101	11.2	—	13	159	12.2	—	2	43	21.5	—
1926	1	12	12.0	—	3	53	17.7	—	23	245	10.6	—
CAREER	14	—	—	—	—	—	—	—	—	—	—	—

MORLEY DRURY—QB, 6-0, 185, Long Beach (Long Beach Poly), #2

Was a consensus All-American in 1927...1925-26-27 letterman...USC was 27-5-1 in his career...Played in the first USC-Notre Dame game (1926)...USC's team captain in 1927...Was USC's first inductee in the National Football Foundation College Football Hall of Fame (inducted in 1954)...Won USC's Davis-Teschke (Most Inspirational Player) Award in 1927...Led USC in rushing in 1927 (1163 yards, 18th on USC's season rushing list), becoming the first Trojan to run for 1000 yards (a feat not repeated until 1965)...Was the first Trojan to run for 200 yards in a game (203 yards versus California in 1927)...Is 26th on USC's career rushing list (1686 yards)...Led USC in scoring in 1927 (76 points)...Named the Amateur Athletic Foundation Southern California Athlete of the Year in 1927...Nickname was "The Noblest Trojan of Them All"...Inducted into USC Athletic Hall of Fame in 1995...Also played hockey (1925-27-28) and basketball (1927) at USC...Born 2-5-03 in Midland, Ontario (Canada)...After USC, was an investment broker, real estate agent, advertising officer and building materials executive...Died 1-22-89 in Santa Monica, Calif.

Year	TCB	YDS	AVG	TD*	1XP	2XP	PA	PC	PI	PCT	YDS	TD
1925	59	321	5.4	9	32	—	22	14	1	.636	208	—
1926	35	202	5.7	3	—	2	1	0	1	.000	0	0
1927	223	1163	5.2	11	10	—	19	8	3	.421	77	—
CAREER	317	1686	5.3	23	—	—	42	22	5	.524	285	—

*Includes all TDs scored (not just rushing)

Year	REC	YDS	AVG	TD	PR	YDS	AVG	TD	KOR	YDS	AVG	TD
1925	21	381	18.1	6	—	—	—	—	4	82	20.5	—
1926	5	75	15.0	—	3	33	11.0	—	3	33	11.0	—
1927	2	64	32.0	—	17	118	6.9	—	4	86	21.5	—
CAREER	28	520	18.6	—	—	—	—	—	11	201	18.3	—

Year	INT	YDS	AVG	TD	P	YDS	AVG
1925	3	5	1.7	—	25	824	33.0
1926	—	—	—	—	7	165	23.6
1927	7	79	11.3	—	22	696	31.6
CAREER	—	—	—	—	54	1685	31.2

JESSE HIBBS—T, 6-0, 183, Glendale (Lake Forest Academy), #10

USC's first 2-time All-American (1927-28), earning consensus honors in 1927...1926-27-28 letterman...USC was 25-3-2 in his career and won 2 conference titles...Was a member of USC's first national championship team (1928)...Was a member of the first USC team to beat Notre Dame (1928)...USC's team captain in 1928...Played professionally with the Chicago Bears in 1931...Also played basketball at USC in 1927...After USC, was a television and movie director...Inducted into the USC Athletic Hall of Fame in 1999...Died 2-4-85 in Ojai, Calif., at age 79

DON WILLIAMS—QB, 5-9, 158, Santa Ana (Santa Ana), #17

A 1928 All-American...1926-27-28 letterman...USC was 25-3-2 in his career and won 2 conference titles...Was a member of USC's first national championship team (1928)...Was a member of the first USC team to beat Notre Dame (1928)...USC's leading rusher (681 yards) and scorer (47 points) in 1928...Is 34th on USC's career rushing list (1408 yards)

Year	TCB	YDS	AVG	TD*	1XP	2XP	PA	PC	PI	PCT	YDS	TD
1926	—	392	—	7	—	2	19	11	2	.579	174	—
1927	66	335	—	—	—	—	16	7	1	.438	115	—
1928	173	681	3.9	7	5	—	—	—	—	—	—	—
CAREER	320	1408	4.4	—	—	—	—	—	—	—	—	—

*Includes all TDs scored (not just rushing)

Year	REC	YDS	AVG	TD	PR	YDS	AVG	TD	KOR	YDS	AVG	TD
1926	3	33	11.0	—	4	40	10.0	—	1	23	23.0	—
1927	—	—	—	—	10	124	12.4	—	—	—	—	—
1928	—	—	—	—	—	—	—	—	—	—	—	—
CAREER	—	—	—	—	—	—	—	—	—	—	—	—

NATE BARRAGAR—G-C, 6-0, 198, San Fernando (San Fernando), #25

1929 All-American...1927-28-29 letterman...USC was 27-3-2 in his career and won 3 conference titles...Was a member of USC's first national championship team (1928)...Was a member of the first USC team to beat Notre Dame (1928)...USC's team captain in 1929...Played in the 1930 Rose Bowl...Was a 2-time All-Conference first teamer (1928-29)...Played professionally with Minneapolis (1930), Frankford (1931) and Green Bay (1931-35)...Inducted into USC Athletic Hall of Fame in 2003...After USC, was a motion picture producer and director...Died 8-10-85 in Santa Monica, Calif., at age 78

FRANCIS TAPPAAN—E, 5-10, 165, Los Angeles (Los Angeles), #11

1929 All-American...1927-28-29 letterman...USC was 27-3-2 in his career and won 3 conference titles...Was a member of USC's first national championship team (1928)...Was a member of the first USC team to beat Notre Dame (1928)...Played in 1930 Rose Bowl...Was a 1929 All-Conference first teamer...Was a USC assistant coach in 1931-32...Also played hockey at USC (1927-28)...Inducted into the USC Athletic Hall of Fame in 1999...After USC, was an attorney, judge, legislative analyst and Department of Justice officer, as well as vice president of North American Rockwell and vice president of student and alumni affairs at USC...Died 8-10-78 in Honolulu, Hi., at age 70

Year	REC	YDS	AVG	TD
1927	3	52	17.3	1
1928	—	—	—	—
1929	8	150	18.8	—
CAREER	—	—	—	—

GARRETT ARBELBIDE—HB-E, 6-1, 178, Huntington Park (Huntington Park), #44

1930 All-American...1929-30-31 letterman...Played in 2 Rose Bowls (1930-32)...Member of USC's 1931 national championship team...Member of the first USC team to beat Notre Dame in South Bend (1931)...USC was 28-5 in his career and won 2 conference titles...Also played baseball at USC (1930-31-32)...Born 9-5-09 in Redlands, Calif...After USC, he was an educator and rancher...Inducted into the USC Athletic Hall of Fame in 1999...Died 7-24-83 in Sacramento, Calif.

Year	REC	YDS	AVG	TD	KOR	YDS	AVG	TD	INT	YDS	AVG	TD
1929	8	197	24.6	4	2	37	18.5	—	1	4	4.0	—
1930	12	288	24.0	2	1	7	7.0	—	—	—	—	—
1931	4	114	28.5	1	—	—	—	—	—	—	—	—
CAREER	24	599	25.0	7	—	—	—	—	—	—	—	—

ORV MOHLER—QB, 5-10, 166, Alhambra (Alhambra), #24

1930 All-American...1930-31-32 letterman...USC was 28-3 in his career and won 2 conference titles...Played in 2 Rose Bowls (1932-33)...Was a member of 2 USC national championship teams (1931-32)...Member of the first USC team to beat Notre Dame in South Bend (1931)...Was a 1932 All-Conference first teamer...Led USC in rushing (983 yards) and scoring (102 points) in 1930...Is 16th on USC's career rushing list (2025 yards)...A neck injury sidelined him for part of his 1932 senior season...Inducted into USC Athletic Hall of Fame in 1995...Also played baseball at USC (1930-31-32)...After USC, was an oil company aviation department executive, manufacturing sales manager and Air Force colonel...Died 11-26-49 in Dixiana, Ala., in a crash of his Air Force plane

Year	TCB	YDS	AVG	TD*	PA	PC	PI	PCT	YDS	TD	P	YDS	AVG
1930	145	983	6.8	17	34	7	8	.206	107	—	2	56	28.0
1931	140	778	5.6	15	26	7	6	.269	155	1	17	543	31.9
1932	74	264	3.6	2	9	4	0	.444	82	1	6	219	36.5
CAREER	359	2025	5.6	34	69	18	14	.261	344	—	25	818	32.7

*Includes all TDs scored (not just rushing)

Year	REC	YDS	AVG TD	PR	YDS	AVG TD	KOR	YDS	AVG TD			
1930	4	120	30.0	—	15	199	13.3	—	3	80	26.7	—
1931	2	27	13.5	—	24	243	10.1	—	4	87	21.8	—
1932	2	22	11.0	—	22	207	9.4	—	4	79	19.8	—
CAREER	8	169	21.1	—	61	649	10.6	—	11	246	22.4	—

Year	INT	YDS	AVG TD
1930	1	36	36.0
1931	3	66	22.0
1932	2	14	7.0
CAREER	6	116	19.3

ERNY PINCKERT—HB, 5-11, 194, San Bernardino (San Bernardino), #17
 A 2-time All-American (1930-31), earning consensus honors in 1931...1929-30-31 letterman...Played in 2 Rose Bowls (1930-32), scoring 3 touchdowns...Was MVP of the 1932 Rose Bowl (scoring 2 TDs)...Member of USC's 1931 national championship team...Member of the first USC team to beat Notre Dame in South Bend (1931)...USC was 28-5 in his career and won 2 conference titles...Inducted in the National Football Foundation College Hall of Fame in 1957...Inducted into the Rose Bowl Hall of Fame in 1997...A 2-time All-Conference first teamer (1930-31)...Won USC's Davis-Teschke (Most Inspirational Player) Award in 1931...Played professionally with the Boston Braves (1932) and Boston-Washington Redskins (1933-40)...Inducted into USC Athletic Hall of Fame in 1995...Born 5-1-08 in Medford, Wis...After USC, owned a clothes designing business...Died 8-30-77 in Los Angeles, Calif.

Year	TCB	YDS	AVG TD	PA	PC	PI	PCT	YDS	TD	P	YDS	AVG	
1929	44	169	3.8	—	7	4	1	.571	29	—	7	181	25.9
1930	17	199	11.6	—	—	—	—	—	—	—	—	—	—
1931	54	383	7.1	—	—	—	—	—	—	—	—	—	—
CAREER	115	751	6.5	—	—	—	—	—	—	—	—	—	—

Year	REC	YDS	AVG TD	PR	YDS	AVG TD	KOR	YDS	AVG TD		
1929	5	56	11.2	—	—	—	—	1	19	19.0	
1930	2	42	21.0	—	2	23	11.5	—	2	50	25.0
1931	10	120	12.0	—	—	—	—	5	107	21.4	
CAREER	17	218	12.8	—	—	—	—	8	176	22.0	

Year	INT	YDS	AVG TD
1929	1	0	0.0
1930	—	—	—
1931	5	65	13.0
CAREER	—	—	—

JOHNNY BAKER—G, 5-10, 185, Kingsburg (Kingsburg), #30
 1931 consensus All-American...1929-30-31 letterman...Played in 2 Rose Bowls (1930-32), kicking 5 PATs...Member of USC's 1931 national championship team...Kicked winning 33-yard field goal with 1:00 to play to give USC its first win over Notre Dame in South Bend (1931)...USC was 28-5 in his career and won 2 conference titles...Inducted in the National Football Foundation College Hall of Fame in 1983...A 2-time All-Conference first teamer (1930-31)...Inducted into USC Athletic Hall of Fame in 1997...Born in Dennison, Ia...After USC, was the head football coach at Iowa State Teacher's College (now Northern Iowa), Omaha (now Nebraska-Omaha), Denver, Sacramento State and Sacramento City College, plus the athletic director at Sacramento State...Died 2-6-79 in Sacramento, Calif., at age 72

GAIUS "GUS" SHAVER—QB, 5-11, 185, Covina (Covina), #22

1931 consensus All-American...1929-30-31 letterman...Played in 2 Rose Bowls (1930-32)...Member of USC's 1931 national championship team...Member of the first USC team to beat Notre Dame in South Bend (1931)...USC was 28-5 in his career and won 2 conference titles...A 1931 All-Conference first teamer...USC's leading rusher (936 yards) and scorer (100 points) in 1931...Is 19th on USC's career rushing list (1889 yards)...Was a USC assistant coach in 1940-45...Inducted into USC Athletic Hall of Fame in 1995...Born 8-14-10 in Covina, Calif...After USC, was a construction equipment salesman and rancher...Died 10-11-98 in Fallbrook, Calif.

Year	TCB	YDS	AVG TD*	1XP	PA	PC	PI	PCT	YDS	TD
1929	101	517	—	—	15	5	2	.333	119	—
1930	85	436	5.1	—	3	3	0	1.000	89	—
1931	199	936	4.7	16	4	30	15	.500	340	—
CAREER	377	1889	5.0	—	48	23	—	.479	548	—

*Includes all TDs scored (not just rushing)

Year	REC	YDS	AVG TD	PR	YDS	AVG TD	KOR	YDS	AVG TD		
1929	1	3	3.0	—	9	118	13.1	—	2	46	23.0
1930	1	2	2.0	—	—	—	—	1	26	26.0	
1931	0	0	0.0	0	18	175	9.7	—	2	40	20.0
CAREER	2	5	2.5	—	—	—	—	5	112	22.4	

Year	INT	YDS	AVG TD
1929	—	—	—
1930	3	17	5.7
1931	1	0	0
CAREER	4	17	4.3

STAN WILLIAMSON—C, 6-1, 198, Pittsburg (Pittsburg), #47

1931 All-American...1929-30-31 letterman...Played in 2 Rose Bowls (1930-32)...Member of USC's 1931 national championship team...Member of the first USC team to beat Notre Dame in South Bend (1931)...USC was 28-5 in his career and won 2 conference titles...USC's team captain in 1931...A 1931 All-Conference first teamer...Inducted into USC Athletic Hall of Fame in 2003...After USC, was an assistant football coach at Kansas State and Oklahoma, and a teacher, coach and athletic director at UC Santa Barbara...Died 8-17-65 in Santa Barbara, Calif. at age 56

RAYMOND "TAY" BROWN—T, 6-0, 204, Compton (Compton), #29

1932 All-American...1930-31-32 letterman...USC was 28-3 in his career and won 2 conference titles...Played in 2 Rose Bowls (1932-33)...Was a member of 2 USC national championship teams (1931-32)...Member of the first USC team to beat Notre Dame in South Bend (1931)...USC's team captain in 1932...Inducted into the National Football Foundation College Hall of Fame in 1980...A 1932 All-Conference first teamer...Won USC's Davis-Teschke (Most Inspirational Player) Award in 1932...Was a USC assistant coach in 1941...Inducted into USC Athletic Hall of Fame in 1997...Also was on 1931 and 1933 USC track teams (the 1931 team won the NCAA title)...Born 12-29-11 in Compton, Calif...After USC, was an assistant football coach and head basketball coach at Cincinnati, and head football coach and athletic director at Compton Junior College...Died 7-16-94 in Los Angeles, Calif.

AARON ROSENBERG—G, 6-0, 210, Los Angeles (Fairfax), #14

A 2-time All-American (1932-33), earning consensus honors in 1933...1931-32-33 letterman...USC was 30-2-1 in his career and won 2 conference titles...Played in 2 Rose Bowls (1932-33)...Was a member of 2 USC national championship teams (1931-32)...Member of the first USC team to beat Notre Dame in South Bend (1931)...USC had a 27-game unbeaten streak and 25-game winning streak during his career...Never lost to Notre Dame (3-0)...Inducted into the National Football Foundation College Football Hall of Fame in 1966...A 2-time All-Conference first teamer (1932-33)...Played in the 1934 College All-Star Game...Inducted into USC Athletic Hall of Fame in 1997...Born 8-26-12 in Brooklyn, N.Y...After USC, was a television and movie producer and director...Died 9-1-79 in Los Angeles, Calif.

ERNE SMITH—T, 6-2, 215, Los Angeles (Gardena), #48

USC's first unanimous All-American (1932)...1930-31-32 letterman...USC was 28-3 in his career and won 2 conference titles...Played in 2 Rose Bowls (1932-33)...Was a member of 2 USC national championship teams (1931-32)...Member of the first USC team to beat Notre Dame in South Bend (1931)...Inducted into the National Football Foundation College Football Hall of Fame in 1970...A 2-time All-Conference first teamer (1931-32)...Played professionally with Green Bay in 1935-37 and 1939...Inducted into USC Athletic Hall of Fame in 1997...Born 11-26-09 in Spearfish, S.D...After USC and NFL, was a life insurance underwriter and played trombone in a dance band...Died 4-25-85 in Los Angeles, Calif.

LARRY STEVENS—G, 6-2, 205, Piedmont (Piedmont), #34

1933 All-American...1931-32-33 letterman...USC was 30-2-1 in his career and won 2 conference titles...Played in 2 Rose Bowls (1932-33)...Was a member of 2 USC national championship teams (1931-32)...Member of the first USC team to beat Notre Dame in South Bend (1931)...USC had a 27-game unbeaten streak and 25-game winning streak during his career...Never lost to Notre Dame (3-0)...Won USC's Davis-Teschke (Most Inspirational Player) Award in 1933...Played in 1934 East-West Shrine Game...Died 11-29-06 in Sacramento, Calif., at age 95

IRVINE "COTTON" WARBURTON—QB, 5-6, 148, San Diego (San Diego), #13

1933 unanimous All-American...1932-33-34 letterman...USC was 24-7-2 in his career...Played in 1933 Rose Bowl, scoring 2 touchdowns...Was a member of USC's 1932 national championship team...Inducted into the National Football Foundation College Football Hall of Fame in 1975...A 1933 All-Conference first teamer...Played in the 1935 College All-Star Game and East-West Shrine Game...USC's leading rusher in 1932 (420 yards) and 1933 (885)...USC's leading scorer in 1933 (72 points)...Is 37th on USC's career rushing list (1357 yards)...Inducted into USC Athletic Hall of Fame in 1995...Also was on USC's 1933 track team...Nickname "Cotton" came from his tow-headed appearance...Is in the U.S. Softball Hall of Fame...Born 10-8-11 in San Diego, Calif...After USC, was an Oscar-winning film editor ("Mary Poppins")...Died 6-21-82 in Culver City, Calif.

Year	TCB	YDS	AVG TD*	PA	PC	PI	PCT	YDS	TD
1932	115	420	3.7	8	12	2	0	.167	36
1933	149	885	5.9	12	18	7	3	.389	106
1934	—	—	—	—	—	—	—	—	—
CAREER	325	1357	4.2	—	—	—	—	—	—

*Includes all TDs scored (not just rushing)

Year	REC	YDS	AVG TD	PR	YDS	AVG TD	KOR	YDS	AVG TD		
1932	3	28	9.3	—	21	357	17.0	—	5	100	20.0
1933	4	81	20.3	—	15	121	8.1	—	1	24	24.0
1934	—	—	—	—	—	—	—	—	—	—	—
CAREER	—	—	—	—	—	—	—	—	—	—	—

Year	INT	YDS	AVG TD	P	YDS	AVG	
1932	3	87	9.0	—	18	640	35.6
1933	0	0	0.0	0	10	274	27.4
1934	—	—	—	—	—	—	—
CAREER	—	—	—	—	—	—	—

USC ALL-AMERICAN BIOS

HARRY SMITH—LG, 5-11, 218, Ontario (Chaffey), #70

A 2-time All-American (1938-39), earning unanimous honors in 1939...1937-38-39 letterman...USC was 21-6-4 in his career and won 2 conference titles...USC was seventh in the final AP poll in 1938...Played in 2 Rose Bowls (1939-40)...Was a member of USC's 1939 national championship team...Inducted into the National Football Foundation College Football Hall of Fame in 1955...A 1939 All-Conference first teamer...Played in the 1940 College All-Star Game...Nickname was "Blackjack"...Was a USC assistant coach in 1949-50...Drafted in the fifth round of the 1940 NFL draft by the Detroit Lions and played with Detroit in 1940...Also played rugby at USC (1938-39)...Inducted into the USC Athletic Hall of Fame in 1999...Born 8-26-18 in Russellville, Mo...After USC and NFL, coached at Missouri and with the Saskatchewan Roughriders

GRENVILLE "GRENNY" LANSDELL—QB, 6-0, 187, Pasadena (Pasadena JC), #78

1939 All-American...1937-38-39 letterman...USC was 21-6-4 in his career and won 2 conference titles...USC was seventh in the final AP poll in 1938...Played in 2 Rose Bowls (1939-40)...Was a member of USC's 1939 national championship team...A 1939 All-Conference first teamer...Played in the 1940 College All-Star Game...USC's leading passer in 1937 (28 completions, 310 yards), 1938 (44, 458) and 1939 (42, 479)...USC's leading rusher in 1938 (462 yards) and 1939 (742 yards)...USC's leading scorer in 1938 (31 points) and 1939 (54)...USC's leader in total offense in 1938 (920 yards) and 1939 (1221)...Is 27th on USC's career rushing list (1621 yards) and 24th in total offense (2868)...Drafted in the first round of the 1940 NFL draft by the New York Giants and played with the Giants in 1940...Inducted into USC Athletic Hall of Fame in 2003...After USC and NFL, was a pilot and airlines captain...Grandson, Morgan Craig, was a walk-on quarterback/fullback at USC (2002-03)...Died 5-14-84 in Long Beach, Calif., at age 65

Year	PA	PC	PI	PCT	YDS	TD	TCB	YDS	AVG	TD*	1XP
1937	63	28	0	.444	310	4	78	417	5.3	4	0
1938	112	44	6	.393	458	2	118	462	3.9	5	1
1939	85	42	6	.494	479	2	154	742	4.8	9	—
CAREER	260	114	12	.438	12478	18	350	1621	4.6	18	—

*Includes all TDs scored (not just rushing)

Year	PR	YDS	AVG	TD	KOR	YDS	AVG	TD	P	YDS	AVG
1937	18	210	11.2	—	1	19	19.0	—	28	1016	36.3
1938	—	—	—	—	—	—	—	—	—	—	—
1939	—	—	—	—	—	—	—	—	—	—	—
CAREER	—	—	—	—	—	—	—	—	—	—	—

RALPH HEYWOOD—LE, 6-2, 195, Huntington Park (Huntington Park), #87

1943 consensus All-American...1941-42-43 letterman...Played in 1944 Rose Bowl...USC's team captain in 1943...A 1943 All-Conference first teamer...Played in 1946 College All-Star Game...USC's leading receiver in 1942 (12 catches, 205 yards) and 1943 (11, 196)...USC's leading punter in 1941 (37.5 average) and 1942 (37.8)...Had USC's first 100-yard receiving game (101 yards on 4 catches versus St. Mary's Pre-Flight in 1943)...Drafted in the third round of the 1944 NFL draft by the Detroit Lions and played with the Chicago Rockets (1946), Detroit (1947), Boston Yanks (1948) and New York Bulldogs (1949)...Born 9-11-21...After USC, he spent 2 years in the Marines...Died 4-10-07 in Bandera, Tex., at age 85

Year	REC	YDS	AVG	TD	P	YDS	AVG
1941	5	127	25.4	—	38	1472	38.7
1942	12	205	17.1	2	49	1839	37.5
1943	11	196	17.8	2	58	2195	37.8
CAREER	28	528	18.9	—	145	5506	38.0

JOHN FERRARO—LT, 6-4, 240, Maywood (Bell), #71

A 2-time All-American (1944-47), earning consensus honors in 1944...1943-44-46-47 letterman...USC was 30-8-3 in his career and won 3 conference titles...USC was seventh in the final AP poll in 1944 and eighth in 1947...Played in 3 Rose Bowls (1944-45-48)...Inducted into the National Football Foundation College Football Hall of Fame in 1974...Won the NCAA Silver Anniversary Award in 1973...Inducted into the Rose Bowl Hall of Fame in 1996...USC's first 3-time All-Conference first teamer (1944-46-47)...Played in the 1947 East-West Shrine Game...Inducted into USC Athletic Hall of Fame in 1995...Drafted in the sixth round of the 1946 NFL draft by the Packers...Born 5-14-24 in Cudahy, Calif...After USC, became an insurance broker, police commissioner and Los Angeles City Councilman...Died 4-17-01 in Santa Monica, Calif., at age 76

PAUL CLEARY—RE, 6-1, 195, Santa Ana (Santa Ana/Santa Ana JC), #82

A 1947 consensus All-American...1946-47 letterman...USC was 13-6-1 in his career and won the 1947 conference title...USC was eighth in the final AP poll in 1947...Played in 1948 Rose Bowl...Inducted into the National Football Foundation College Football Hall of Fame in 1989...A 1947 All-Conference first teamer...Played in 1948 College All-Star Game...Drafted in the 10th round of the 1948 NFL draft by the Detroit Lions and played with the New York Yankees in 1948...Inducted into USC Athletic Hall of Fame in 2003...Inducted into the Orange County Sports Hall of Fame in 1990...Born 2-7-22...After USC and NFL, was president of an asphalt paving, construction and engineering firm...Died 1-9-96 in South Laguna, Calif.

Year	REC	YDS	AVG	TD
1946	1	7	7.0	—
1947	12	162	13.5	—
CAREER	13	169	13.0	—

PAT CANNAMELA, LB-G, 5-10, 210, New London, CT (Chapman Technical/Ventura (CA) JC), #42

A 1951 All-American...1950-51 letterman...USC's team co-captain in 1951...A 1951 All-Conference first teamer...Won USC's Davis-Teschke (Most Inspirational Player) Award in 1950...Played in the 1952 East-West Shrine Game and Hula Bowl...Drafted in the 11th round of the 1952 NFL draft by the Dallas Texans and played for them in 1952...Inducted into the USC Athletic Hall of Fame in 2007...After USC and NFL, was an appliance salesman...Died 1-28-73 in Hollywood, Calif., at age 43

FRANK GIFFORD, HB, 6-1, 193, Bakersfield (Bakersfield/Bakersfield JC), #16

A 1951 All-American...1949-50-51 letterman...Inducted into the National Football Foundation College Football Hall of Fame in 1975...A 1951 All-Conference first teamer...Played in the 1952 College All-Star Game, East-West Shrine Game and Senior Bowl...USC's leader in rushing (841 yards) and total offense (1144 yards) in 1951...USC's leading scorer in 1950 (25 points) and 1951 (74 points)...USC's interception leader in 1950 (3)...His 22-yard field goal at California in 1949 was USC's first field goal since 1935...Drafted in the first round of the 1952 NFL draft by the New York Giants and played for them from 1952-60 and 1962-64...Inducted into the Pro Football Hall of Fame in 1977...Inducted into USC Athletic Hall of Fame in 1994...Born 8-16-30 in Santa Monica, Calif...After USC and NFL, was a TV sports announcer

Year	TCB	YDS	AVG	TD	1XP	FG	PA	PC	PI	PCT	YDS	TD
1949	12	-7	-0.6	0	25	1	7	4	0	.571	56	0
1950	27	43	1.6	2	13	0	43	18	1	.419	162	0
1951	195	841	4.3	7	26	2	61	32	2	.525	303	2
CAREER	234	877	3.7	9	64	3	111	54	3	.486	521	2

Year	REC	YDS	AVG	TD	KOR	YDS	AVG	TD	INT	YDS	AVG	TD
1949	0	0	0	0	0	0	0	0	—	—	—	—
1950	0	0	0	0	0	0	0	0	3	19	6.3	0
1951	11	178	16.2	0	4	97	24.2	—	0	0	0	0
CAREER	11	178	16.2	0	4	97	24.2	—	—	—	—	—

Year	P	YDS	AVG
1949	—	—	—
1950	1	62	62.0
1951	34	—	33.4
CAREER	—	—	—

JIM SEARS, LHB-S, 5-9, 164, Inglewood (Inglewood/EI Camino JC), #32

1952 consensus All-American...1950-51-52 letterman...USC was 19-9-2 in his career and won the 1952 conference title...USC was fifth in the final AP poll in 1952...Played in 1953 Rose Bowl...Was seventh in 1952 Heisman Trophy voting...Won the 1952 Voit Trophy (given to the outstanding player on the Pacific Coast)...Won the 1952 Pop Warner Award (given to the most valuable senior on the Pacific Coast)...A 1952 All-Conference first teamer...Won USC's Davis-Teschke (Most Inspirational Player) Award in 1952...Played in the 1953 College All-Star Game and Hula Bowl...USC's leader in passing (48 completions, 712 yards), total offense (1030 yards), scoring (36 points) and punt returns (478 yards) in 1952...USC's kickoff return leader in 1950 (198 yards)...Is sixth on USC's career punt return list (544 yards)...Drafted in the sixth round of the 1953 NFL draft by the Colts and played for the Chicago Cardinals (1954, 1957-58), Los Angeles Chargers (1960) and Denver (1960-61)...Was a USC assistant coach in 1959...Inducted into USC Athletic Hall of Fame in 2003...Inducted into the El Camino College Athletic Hall of Fame...Born 3-20-31 in Los Angeles, Calif...After USC and NFL, was an automobile dealer...Died 1-4-02 in Woodland Hills, Calif., at age 70

Year	TCB	YDS	AVG	TD*	PA	PC	PI	PCT	YDS	TD	P	YDS	AVG
1950	70	318	4.6	4	1	0	—	.000	0	0	13	404	31.1
1951	26	89	3.4	—	6	1	2	.167	19	1	3	113	37.7
1952	133	318	2.4	6	102	48	8	.470	712	8	16	560	35.0
CAREER	229	725	3.2	—	107	49	—	.458	731	9	32	1077	33.7

*Includes all TDs scored (not just rushing)

Year	REC	YDS	AVG	TD	PR	YDS	AVG	TD	KOR	YDS	AVG	TD
1950	6	85	14.2	1	3	15	5.0	—	6	198	33.0	—
1951	8	140	17.5	1	7	51	7.3	—	4	82	20.5	—
1952	0	0	0.0	0	30	478	15.9	—	3	44	14.7	—
CAREER	14	225	16.1	2	42	544	12.9	3	13	324	24.9	—

Year	INT	YDS	AVG	TD
1950	0	0	0.0	0
1951	0	0	0.0	0
1952	1	13	13.0	—
CAREER	1	13	13.0	—

ELMER WILLHOITE, RG, 6-1, 210, Winton (Merced), #73

1952 consensus All-American...1950-51-52 letterman...USC was 16-4 in his career and won the 1952 conference title...USC was fifth in the final AP poll in 1952...Played in 1953 Rose Bowl...A 1952 All-Conference first teamer...Played in the 1953 Hula Bowl...Was drafted in the 12th round of the 1953 NFL draft by the Browns...Died 8-19-08 in Hawthorne, Nev., at age 78

JON ARNETT, LHB, 5-11, 190, Los Angeles (Manual Arts), #26

1955 All-American...1954-55-56 letterman...USC was 22-10 in his career...USC was 17th in the final AP poll in 1954, 13th in 1955 and 18th in 1956...Played in the 1955 Rose Bowl...USC's team co-captain in 1956...Finished 10th in 1956 Heisman Trophy voting...Won the 1955 and 1956 Voit Trophy (given to the outstanding player on the Pacific Coast)...Won the 1956 Pop Warner Award (given to the most valuable senior on the Pacific Coast)...Inducted into the National Football Foundation College Football Hall of Fame in 2001...A 2-time All-Conference first teamer (1955-56)...Played in the 1957 College All-Star Game, East-West Shrine Game and Hula Bowl...USC's rushing leader in 1954 (601 yards) and 1955 (672 yards)...USC's total offense leader (822 yards) and kickoff return leader (418 yards) in 1955...USC's scoring leader in 1954 (55 points), 1955 (108 points, tops in the conference) and 1956 (43 points)...USC's punt return leader in 1954 (129 yards) and 1955 (282 yards)...USC's interception leader in 1954 (3 interceptions)...Is 18th on USC's career rushing list (1898 yards)...Is 10th on USC's career punt return list (430 yards)...Is 14th on USC's kickoff return list (628 yards)...Nickname was "Jaguar Jon"...Was drafted in the first round of the 1957 NFL draft by the Rams and played for the Rams (1957-63) and Chicago Bears (1964-66)...Inducted into USC Athletic Hall of Fame in 1994...Also was on USC track team (1954-55-56), placing second in the long jump at the 1954 NCAA meet (USC won the NCAA team title in 1954 and 1955)...Born 4-20-35 in Los Angeles, Calif...After USC and NFL, worked in the sales and marketing, real estate development, stock brokerage, executive search, advertising, mortgage banking and investment counseling industries

Year	TCB	YDS	AVG	TD*	1XP	FG	PA	PC	PI	PCT	YDS	TD
1954	96	601	6.3	9	1	0	30	17	2	.567	164	0
1955	141	672	4.8	15	18	0	25	12	2	.480	150	0
1956	99	625	6.3	6	7	0	11	8	1	.727	133	1
CAREER	336	1898.5	7.3	26	0	66	37	5		.561	447	1

*Includes all TDs scored (not just rushing)

Year	PR	YDS	AVG	TD	KOR	YDS	AVG	TD	INT	YDS	AVG	TD
1954	11	129	11.7	—	6	70	11.7	—	3	54	18.0	—
1955	16	282	17.6	1	15	418	27.9	0	0	0	0.0	0
1956	2	26	13.0	0	4	121	30.2	0	0	0	0.0	0
CAREER	29	437	15.1	1	26	628	24.2	—	3	54	18.0	—

RON MIX, RT, 6-3, 215, Inglewood (Hawthorne), # 74

1959 All-American...1957-58-59 letterman...1959 team went 8-2 and was 14th in final AP poll...USC's team co-captain in 1959...A 1959 All-Conference first teamer...Won USC's Lineman of the Year Award in 1959...Played in 1960 Hula Bowl...USC's interception leader in 1957 (1 interception)...Was drafted in the 1960 NFL draft by the Colts (first round) and also in the AFL draft by the Patriots and played for the L.A.-San Diego Chargers (1960-69) and Oakland Raiders (1971)...Inducted into the Pro Football Hall of Fame in 1979...Inducted into USC Athletic Hall of Fame in 1997...Inducted into the Jewish Sports Hall of Fame...Born 3-10-38 in Los Angeles, Calif...After USC and NFL, became a lawyer

Year	INT	YDS	AVG	TD
1957	1	0	0.0	0
1958	0	0	0.0	0
1959	0	0	0.0	0
CAREER	0	0	0.0	0

MARLIN McKEEVER, RE-FB, 6-1, 230, Los Angeles (Mt. Carmel), #86

A 2-time All-American (1959-60)...1958-59-60 letterman...1959 team went 8-2 and was 14th in final AP poll...A 3-time All-Conference first teamer (1958-60)...Won USC's Lineman of the Year Award in 1960...Named USC's Player of the Game versus UCLA in 1960...Played in the 1960 East-West Shrine Game and 1961 College All-Star Game and Hula Bowl...USC's first Playboy Pre-Season All-American (in 1960, along with twin Mike)...USC's receiving leader in 1959 (9 catches) and 1960 (15 catches)...USC's punting leader in 1958 (670 yards) and 1960 (1444 yards)...A 1959 Academic All-American first teamer...Was drafted in the 1961 NFL draft by the Rams (first round) and also in the AFL draft by the Chargers (third round) and played for the Los Angeles Rams (1961-66 and 1971-72), Minnesota Vikings (1967), Washington Redskins (1968-70) and Philadelphia Eagles (1973)...Inducted into USC Athletic Hall of Fame in 1995...Also was on USC's 1959 track team (shot put and discus)...Twin brother, Mike, was a left guard for USC (1958-60)...Born 1-1-40 in Cheyenne, Wyo...After USC and NFL, became a stock broker and insurance executive...Died 10-27-06 in Long Beach, Calif., at age 66

Year	REC	YDS	AVG	TD	P	YDS	AVG	TAC	FR	DFL
1958	6	105	17.5	1	19	670	35.3	71	2	2
1959	9	107	11.9	0	0	0	0.0	66	33	4
1960	15	218	14.5	1	39	1444	37.0	—	—	—
CAREER	30	430	14.3	2	58	2114	36.4	—	—	—

Year	KOR	YDS	AVG	TD	PR	YDS	AVG	TD	TCB	YDS	AVG	TD
1958	2	14	7.0	0	6	23	3.8	0	0	0	0.0	0
1959	0	0	0.0	0	0	0	0.0	0	0	0	0.0	0
1960	1	7	7.0	0	0	0	0.0	0	4	26	6.5	—
CAREER	3	21	7.0	0	6	23	3.8	0	4	26	6.5	—

MIKE McKEEVER, LG, 6-1, 230, Los Angeles (Mt. Carmel), #68

1959 All-American...1958-59-60 letterman...1959 team went 8-2 and was 14th in final AP poll...USC's co-captain in 1960...Inducted into the National Football Foundation College Football Hall of Fame in 1987...A 1959 All-Conference first teamer...Won USC's Davis-Teschke (Most Inspirational Player) Award in 1959...Won USC's Football Alumni Club Award (senior with the highest GPA) in 1960...USC's first Playboy Pre-Season All-American (in 1960, along with twin Marlin)...A 2-time Academic All-American first teamer (1959-60)...His 1960 senior season at USC was curtailed in midseason because of a head injury suffered in a game (resulting in 2 blood clots on his brain which required surgery)...Was drafted in the 1961 NFL draft by the Rams (13th round) and also in the AFL draft by the Chargers (30th round)...Inducted into USC Athletic Hall of Fame in 1995...Also was on USC's 1959 track team (shot put and discus)...Twin brother, Marlin, was a right end and fullback for USC (1958-60)...Born 1-1-40 in Cheyenne, Wyo...After USC, was in the construction business...Died 8-24-67 in Montebello, Calif., after spending 22 months in a coma following an automobile accident

Year	TAC	FR	DFL	INT	YDS	AVG	TD
1958	92	0	1	0	0	0.0	0
1959	107	0	2	0	0	0.0	0
1960	—	—	—	1	0	0.0	0
CAREER	—	—	—	1	0	0.0	0

HAL BEDSOLE, LE, 6-5, 221, Northridge (Reseda/Pierce JC), #19

1962 consensus All-American...1961-62-63 letterman...Was a member of USC's 1962 national championship team which went 11-0...Played in the 1963 Rose Bowl, catching 2 touchdown passes...A 2-time All-Conference first teamer (1961-62)...Played in the 1964 Coaches All-America Game, College All-Star Game and Hula Bowl...Was a 1963 Playboy Pre-Season All-American...USC's receiving leader in 1961 (27 catches) and 1962 (33 catches)...USC's scoring leader in 1961 (38 points) and 1962 (68 points)...Owns the USC career record for highest average per catch (30 or more) at 20.94...Was the first Trojan to have 200 receiving yards in a game (201 yards versus California in 1962)...Had 5 100-yard receiving games in his career...Was drafted in the 1964 NFL draft by the Vikings (second round) and also in the AFL draft by the Chiefs (eighth round) and played for the Vikings from 1964-66...Nickname was "Prince Hal"...Inducted into USC Athletic Hall of Fame in 2001...Born 12-21-41 in Chicago, Ill...After USC and NFL, was a radio broadcast sales manager and in business marketing

Year	REC	YDS	AVG	TD	2XP
1961	27	525	19.4	6	1
1962	33	827	25.1	11	1
1963	22	365	16.6	3	0
CAREER	82	1717	20.9	20	2

DAMON BAME, LG-LB, 5-11, 192, Glendale (Glendale/Glendale CC), #64

A 2-time All-American (1962-63)...1962-63 letterman...Was a member of USC's 1962 national championship team which went 11-0...Played in the 1963 Rose Bowl...A 2-time All-Conference first teamer (1962-63)...Twice won USC's Lineman of the Year Award in (1962-63)...Played in the 1964 Hula Bowl...Was a 1963 Playboy Pre-Season All-American...After USC, was an assistant football coach at San Jose State, Long Beach State and New Mexico and with Hawaii of the WFL and head coach at El Segundo High, then worked in the industrial silver recovery industry

Year	INT	YDS	AVG	TD
1962	4	67	16.8	0
1963	0	0	0.0	0
CAREER	4	67	16.8	0

BILL FISK, RG, 6-0, 220, San Gabriel (San Gabriel), #61

1964 All-American...1962-63-64 letterman...USC was 25-6 during his career...Was a member of USC's 1962 national championship team which went 11-0...Played in the 1963 Rose Bowl...USC was 10th in the final AP poll in 1964...USC's co-captain in 1964...A 1964 All-Conference first teamer...Won USC's Lineman of the Year Award in 1964...Won USC's Football Alumni Club Award (senior with the highest GPA) in 1964...Played in the 1964 East-West Shrine Game and 1965 Hula Bowl...Father, Bill, lettered at USC for 3 years (1937-38-39) and played in 2 Rose Bowls, then played professionally before becoming a USC assistant coach from 1949-56...After USC, became football coach at Mt. San Antonio Junior College

USC ALL-AMERICAN BIOS

MIKE GARRETT, LHB, 5-9, 185, Los Angeles (Roosevelt), #20

USC's first Heisman Trophy winner (1965)...Began the legacy of USC's I-formation tailbacks...A 2-time All-American (1964-65), including a unanimous pick in 1965...1963-64-65 letterman...USC was 21-8-1 during his career and won the 1964 conference title...USC was 10th in the final AP polls in 1964 and 1965...USC's co-captain in 1965...Set 14 NCAA, conference and USC records in his career (including then-NCAA-record 3221 career rushing yards)...Inducted into the National Football Foundation College Football Hall of Fame in 1985...Won the NCAA Silver Anniversary Award in 1991...Won the 1965 Voit Trophy (given to the outstanding player on the Pacific Coast)...Won the 1965 Pop Warner Award (given to the most valuable senior on the Pacific Coast)...Named the Amateur Athletic Foundation Southern California Athlete of the Year in 1965...A 3-time All-Conference first teamer (1963-65)...Won USC's Back of the Year Award 3 times (1963-64-65)...Won USC's Davis-Teschke (Most Inspirational Player) Award in 1965...Won USC's Player of the Game versus UCLA Award in 1964 and 1965...Played in the 1965 East-West Shrine Game and 1966 Coaches All-America Game, College All-Star Game and Hula Bowl...Was a 1964 and 1965 Playboy Pre-Season All-American...USC's first 1000-yard rusher in 38 years...Had 14 100-yard rushing games in his career...First player to lead USC and conference in rushing 3 consecutive years (833 yards in 1963, 948 yards in 1964 and NCAA-leading and USC-record 1440 yards in 1965)...USC's total offense leader in 1965 (1482 yards)...USC's and conference's scoring leader in 1964 (62 points) and 1965 (96 points)...USC's punt return leader in 1964 (173 yards) and 1965 (235 yards)...USC's kickoff return leader in 1963 (352 yards) and 1964 (253 yards)...Is sixth on USC's career rushing list (3221 yards)...Is 18th on USC's career total offense list (3269 yards)...Is seventh on USC's career punt return list (498 yards)...Is 10th on USC's kickoff return list (694 yards)...Is 10th on USC's season rushing list (1440 yards in 1965)...Owns USC game record for most yards on punt returns (162 yards) and shares Pac-10 record for most punt returns for a touchdown in a game (2), both against California in 1965...Also played cornerback on defense...Also played baseball at USC, earning All-League honors while hitting .309 in 1965 as an outfielder (he was drafted by the Pittsburgh Pirates and Los Angeles Dodgers)...Nickname was "Iron Mike" or "The Duck"...Was drafted in the 1966 NFL draft by the Rams (second round) and also in the AFL draft by the Chiefs (20th round) and played for the Chiefs (1966-70) and Chargers (1970-73)...Played in Super Bowls I and IV...Inducted into USC Athletic Hall of Fame in 1994...USC's athletic director since 1993 after serving as USC associate athletic director (1990-92)...Also was director of business development for the Great Western Forum (1988-90), worked for the San Diego district attorney's office and as a youth counselor, held management positions in the retail, construction and real estate industries, and did TV football color commentary...Born 4-12-44 in Los Angeles, Calif.

Year	TCB	YDS	AVG	TD	2XP	PA	PC	PI	PCT	YDS	TD
1963	128	833	6.5	3	2	1	1	0	1.000	6	1
1964	217	948	4.4	9	2	1	0	1	.000	0	0
1965	267	1440	5.4	13	0	4	2	1	.500	42	2
CAREER	612	3221	5.3	25	4	6	3	2	.500	48	3

Year	REC	YDS	AVG	TD	PR	YDS	AVG	TD	KOR	YDS	AVG	TD
1963	10	78	7.8	1	14	90	6.4	0	15	352	23.5	0
1964	17	227	13.4	1	17	173	10.2	0	10	253	23.7	0
1965	9	94	10.4	1	13	235	18.1	2	4	89	22.3	0
CAREER	36	399	11.1	3	44	498	11.3	2	29	694	23.9	0

Year	INT	YDS	AVG	TD
1963	1	12	12.0	0
1964	0	0	0.0	0
1965	0	0	0.0	0
CAREER	1	12	12.0	0

NATE SHAW, DHB, 6-2, 192, San Diego (Lincoln/San Diego JC), #89

1966 consensus All-American...1964-65-66 letterman...USC was 21-9-1 during his career and won 2 conference titles...USC was 10th in the final AP polls in 1964 and 1965...Played in the 1967 Rose Bowl...USC's co-captain in 1966...A 2-time All-Conference first teamer (1965-66)...Played in the 1967 Hula Bowl...USC's interception leader in 1964 (3 interceptions) and 1966 (5 interceptions)...Is tied for 17th on USC's career interception list (10 interceptions)...Was drafted in the fifth round of the 1967 NFL draft by the Rams and played for the Rams in 1969 and 1970...Born 5-20-45 in San Diego, Calif...After USC and NFL, was an assistant football coach at Los Angeles Southwest Junior College, Oregon State and USC (1980-86), then worked in hotel sales and owned a plumbing business

Year	INT	YDS	AVG	TD
1964	3	40	13.3	0
1965	2	28	14.0	0
1966	5	97	19.4	0
CAREER	10	165	16.5	0

RON YARY, OT-DT, 6-5, 245, Bellflower (Bellflower/Cerritos JC), #77

USC's only (and the West Coast's first) Outland Trophy winner (1967)...A 2-time All-American (consensus in 1966 and unanimous in 1967)...1965-66-67 letterman...USC was 24-7-1 in his career and won 2 conference titles...Was a member of USC's 1967 national championship team (the 1965 team was ranked 10th in the final AP poll)...Played in 2 Rose Bowls (1967 and 1968)...Inducted into the National Football Foundation College Football Hall of Fame in 1987...A 3-time All-Conference first teamer (1965-67), the first year as a defensive tackle and the last 2 as an offensive tackle...Played in the 1968 Coaches All-America Game, College All-Star Game and Hula Bowl...Was a 1967 Playboy Pre-Season All-American...Was chosen by the Vikings as the No. 1 pick (USC's first ever) of the 1968 NFL draft and played for the Vikings (1968-82) and Rams (1982)...Played in Super Bowls IV, XIII, IV and XI...Inducted into Pro Football Hall of Fame in 2001...Inducted into USC Athletic Hall of Fame in 1997...Brother, Wayne, was an offensive guard for USC (1969-70)...Born 8-16-46 in Chicago, Ill...After USC and NFL, became owner of a photography, printing and publishing business

O.J. SIMPSON, LHB, 6-2, 207, San Francisco (Galileo/San Francisco CC), #32

USC's second Heisman Trophy winner (1968), winning the award by the most one-sided margin in history...USC's first 2-time unanimous All-American (1967-68)...1967-68 letterman...USC was 19-2-1 in his career and won 2 conference titles...Was a member of USC's 1967 national championship team (the 1968 team was ranked fourth in the final AP poll)...Played in 2 Rose Bowls (1968 and 1969), scoring 3 touchdowns overall and being named Rose Bowl Player of the Game in 1968...USC's co-captain in 1968...Equaled or bettered 19 NCAA, conference and USC records in his career (including then-NCAA-record 1709 rushing yards in 1968)...Inducted into the National Football Foundation College Football Hall of Fame in 1983...Won the Walter Camp Award (national player of the year) in 1967 and 1968...Won the 1968 Maxwell Award (nation's top player)...Won the 1968 Voit Trophy (given to the outstanding player on the Pacific Coast)...Won the 1968 Pop Warner Award (given to the most valuable senior on the Pacific Coast)...Was runnerup in 1967 Heisman Trophy voting...Inducted into the Rose Bowl Hall of Fame in 1993...Named the Amateur Athletic Foundation Southern California Athlete of the Year in 1967...A 2-time All-Conference first teamer (1967-68)...Won USC's MVP Award twice (1967-68)...Won USC's Back of the Year Award twice (1967-68)...Won USC's Player of the Game versus UCLA Award twice (1967-68)...Played in the 1969 Hula Bowl...Was a 1968 Playboy Pre-Season All-American...Had 17 100-yard rushing games in his career...His 64-yard game-winning TD run in the fourth quarter of the 1967 UCLA game (giving USC a Rose Bowl berth and the national championship) is one of the most famous runs in college football history...NCAA's rushing leader in 1967 (1543 yards, eighth most in USC history) and 1968 (1880 yards, fourth most in USC history)...NCAA's all-purpose running leader in 1967 (1700 yards) and 1968 (1966 yards)...USC's total offense leader in 1967 (1576 yards) and 1968 (1895 yards)...Conference's scoring leader in 1967 (78 points) and 1968 (138 points)...USC's receiving leader in 1968 (26 catches)...USC's kickoff return leader in 1967 (204 yards)...Is fifth on USC's career rushing list (3423 yards)...Is 17th on USC's career total offense list (3471 yards)...Was chosen by the Bills as the No. 1 pick of the 1969 NFL draft and played for the Bills (1969-77) and 49ers (1978-79)...Set the NFL season rushing record of 2003 yards in 1973 and finished his career as the NFL's second leading career rusher...Inducted into the Pro Football Hall of Fame in 1985...Inducted into USC Athletic Hall of Fame in 1994...Nickname was Juice...Also ran track at USC (1967-68) and ran a leg on Troy's world record-setting 440-yard relay team in 1967 (USC won the NCAA team title in 1967 and 1968)...Born 7-9-47 in San Francisco, Calif...After USC and NFL, became an actor and television sports commentator

Year	TCB	YDS	AVG	TD	PA	PC	PI	PCT	YDS	TD
1967	291	1543	5.3	13	6	3	0	.500	33	3
1968	383	1880	4.9	23	5	1	1	.200	15	0
CAREER	674	3423	5.1	36	11	4	1	.364	48	3

Year	REC	YDS	AVG	TD	KOR	YDS	AVG	TD
1967	10	109	10.9	0	8	204	25.5	0
1968	26	211	8.1	0	7	151	21.6	0
CAREER	36	320	8.9	0	15	355	23.7	0

ADRIAN YOUNG, LB, 6-1, 210, La Mirada (Bishop Amat), #50

1967 consensus All-American...1965-66-67 letterman...USC was 24-7-1 in his career and won 2 conference titles...Was a member of USC's 1967 national championship team (the 1965 team was ranked 10th in the final AP poll)...Played in 2 Rose Bowls (1967 and 1968)...USC's co-captain in 1967...A 1967 All-Conference first teamer...Won USC's Davis-Teschke (Most Inspirational Player) Award in 1967...Played in the 1968 Coaches All-America Game, College All-Star Game and Hula Bowl...Tied a Pac-10 record with 4 interceptions in a game (versus Notre Dame, 1967)...Was drafted in the third round of the 1968 NFL draft by the Eagles and played for the Eagles (1968-72), Lions (1972) and Bears (1973)...Born in Dublin, Ireland

Year	INT	YDS	AVG	TD
1965	1	29	29.0	0
1966	2	46	23.0	0
1967	4	24	6.0	0
CAREER	7	99	14.1	0

TIM ROSSOVICH, DE, 6-5, 235, Mountain View (St. Francis), #88

1967 consensus All-American...1965-66-67 letterman...USC was 24-7-1 in his career and won 2 conference titles...Was a member of USC's 1967 national championship team (the 1965 team was ranked 10th in the final AP poll)...Played in 2 Rose Bowls (1967 and 1968) and kicked a PAT in the 1967 game...USC's co-captain in 1967...A 1967 All-Conference first teamer...Won USC's Lineman of the Year Award in 1967...Played in the 1968 Coaches All-America Game and College All-Star Game...Was drafted in the first round of the 1968 NFL draft by the Eagles and played for the Eagles (1968-71), Chargers (1972-73) and Oilers (1976)...After USC and NFL, became an actor and stuntman

Year	INT	YDS	AVG	TD
1965	0	0	0.0	0
1966	1	36	36.0	0
1967	0	0	0.0	0
CAREER	1	36	36.0	0

MIKE BATTLE, DHB-S, 6-1, 175, Lawndale (Lawndale/Long Beach CC), #17

1968 All-American...1966-67-68 letterman...USC was 26-6-1 in his career and won 3 conference titles...Was a member of USC's 1967 national championship team (the 1968 team was ranked fourth in the final AP poll)...Played in 3 Rose Bowls (1967-68-69)...A 1967 All-Conference first teamer...USC's punt return leader in 1966 (219 yards), 1967 (608 yards, tops in the NCAA) and 1968 (230 yards)...USC's interception leader in 1967 (5 interceptions)...Is second on USC's career punt return list (1014 yards)...Is tied for sixth on USC's career interception list (13 interceptions)...Owns USC career record for most punt returns (99)...Owns USC season records for most punt returns (49 in 1967, a Pac-10 record) and punt return yards (608 in 1967)...Nickname was "Razor"...Was drafted in the 13th round of the 1969 NFL draft by the Jets and played for the Jets in 1969 and 1970...Uncle, Art, lettered at halfback for USC in 1946-48-49...Born 7-9-46 in South Gate, Calif...After USC and NFL, he was involved in the oil business

Year	INT	YDS	AVG	TD	PR	YDS	AVG	TD	KOR	YDS	AVG	TD
1966	4	15	3.8	0	22	219	9.8	1	5	5.0	0	
1967	5	87	17.4	0	49	608	12.4	2	1	16	16.0	0
1968	4	46	11.5	0	32	230	7.2	0	0	0	0.0	0
CAREER	13	148	11.5	0	99	1014	10.2	3	2	21	10.5	0

JIMMY GUNN, DE, 6-1, 210, San Diego (Lincoln), #83

1969 consensus All-American...1967-68-69 letterman...USC was 29-2-2 in his career and won 3 conference titles...Was a member of USC's 1967 national championship team (the 1968 team was ranked fourth in the final AP poll and the 1969 team was ranked third in the final AP poll)...Played in 3 Rose Bowls (1968-69-70)...USC's co-captain in 1969...A 2-time All-Conference first teamer (1968-69)...Was USC's Lineman of the Year in 1969...Played in 1970 Hula Bowl...Was a 1969 Playboy Pre-Season All-American...Was drafted in the 13th round of the 1970 NFL draft by the Bears and played for the Bears (1970-75, Giants (1975) and Buccaneers (1976)...Inducted into USC Athletic Hall of Fame in 2001...Born 11-27-48 in Augusta, Ark...After USC and NFL, became a business executive and real estate developer

Year	INT	YDS	AVG	TD
1967	0	0	0.0	0
1968	1	11	11.0	0
1969	1	0	0.0	0
CAREER	2	11	11.0	0

AL COWLINGS, DT, 6-5, 245, San Francisco (Galileo/San Francisco CC), #72

1969 All-American...1968-69 letterman...USC went 19-1-2 in his career and won 2 conference titles...USC was fourth in the final AP poll in 1969 and third in 1970...Played in 2 Rose Bowls (1969-70)...Was a 1969 All-Conference first teamer...Won USC's Davis-Teschke (Most Inspirational Player) Award in 1969...Won USC's Player of the Game versus UCLA Award in 1969...Played in the 1970 Senior Bowl and College All-Star Game...Was drafted in the first round of the 1970 NFL draft by the Bills and played for the Bills (1970-72), Oilers (1973-74), Rams (1975 and 1977), Seahawks (1976) and 49ers (1979)...Inducted into USC Athletic Hall of Fame in 2009...Born 6-16-47 in San Francisco, Calif...After USC and NFL, became a businessman and actor

SID SMITH, OT, 6-4, 267, Long Beach (Long Beach Wilson), #77

1969 All-American...1968-69 letterman...USC went 19-1-2 in his career and won 2 conference titles...USC was fourth in the final AP poll in 1969 and third in 1970...Played in 2 Rose Bowls (1969-70)...Was a 2-time All-Conference first teamer (1968-69)...Played in the 1970 College All-Star Game...Was a 1969 Playboy Pre-Season All-American...Was drafted in the first round of the 1970 NFL draft by the Chiefs and played for the Chiefs (1970-72) and Oilers (1974)...Born 7-6-48 in Wichita, Kan.

CLARENCE DAVIS, TB, 5-11, 195, Los Angeles (Washington/East Los Angeles JC), #28

1969 All-American...1969-70 letterman...USC went 16-4-2 in his career and won the 1969 conference title...USC was third in the final AP poll in 1969 and 15th in 1970...Played in the 1970 Rose Bowl...Was a 2-time All-Conference first teamer (1969-70)...Won USC's Back of the Year Award twice (1969-70)...Played in the 1971 Senior Bowl...USC's rushing leader in 1969 (a conference-high 1351 yards, 14th most in USC history) and 1970 (972 yards)...USC's total offense leader in 1969 (1351 yards)...USC's scoring leader in 1969 (54 points) and 1970 (66 points)...Pac-10's kickoff return leader in 1970 (444 yards)...Is 13th on USC's career rushing list (2323 yards)...Is 20th on USC's career kickoff return list (477 yards)...Had 9 100-yard rushing games in his career...Was drafted in the fourth round of the 1971 NFL draft by the Raiders and played for the Raiders from 1971 to 1978...Played in Super Bowl XI...Born 6-28-49 in Birmingham, Ala.

Year	TCB	YDS	AVG	TD	REC	YDS	AVG	TD	KO	YDS	AVG	TD
1969	297	1351	4.5	9	3	20	6.7	0	2	33	16.5	0
1970	214	972	4.5	9	11	203	18.5	2	14	444	31.8	1
CAREER	511	2323	4.5	18	14	223	15.9	2	16	477	29.8	1

CHARLES WEAVER, DE, 6-2, 214, Richmond (Richmond/Arizona Western College), #84

1970 consensus All-American...1969-70 letterman...USC went 16-4-2 in his career and won the 1969 conference title...USC was third in the final AP poll in 1969 and 15th in 1970...Played in the 1970 Rose Bowl...USC's co-captain in 1970...Was a 1970 All-Conference first teamer...Won USC's Davis-Teschke (Most Inspirational Player) Award in 1970...Played in the 1970 Shrine East-West Game and the 1971 Hula Bowl, College All-Star Game and Coaches All-America Game...Was a 1970 Playboy Pre-Season All-American...Was drafted in the second round of the 1971 NFL draft by the Lions and played for the Lions (1971-81) and Redskins (1981)...Born 7-12-49 in Greenwood, Miss.

Year	INT	YDS	AVG	TD
1969	1	7	7.0	0
1970	0	0	0.0	0
CAREER	1	7	7.0	0

MARV MONTGOMERY, OT, 6-6, 255, Granada Hills (Sylmar/Los Angeles Valley State), #78

1970 All-American...1969-70 letterman...USC went 16-4-2 in his career and won the 1969 conference title...USC was third in the final AP poll in 1969 and 15th in 1970...Played in the 1970 Rose Bowl...Played in the 1971 Senior Bowl and College All-Star Game...Was drafted in the first round of the 1971 NFL draft by the Broncos and played for the Broncos (1971-76), Saints (1976-77) and Falcons (1978)...Born 2-8-48 in Torrance, Calif.

JOHN VELLA, OT, 6-4, 256, Van Nuys (Notre Dame), #75

1971 All-American...1969-70-71 letterman...USC went 22-8-2 in his career and won the 1969 conference title...USC was third in the final AP poll in 1969, 15th in 1970 and 20th in 1971...Played in the 1969 Rose Bowl...USC's co-captain in 1971...Was a 1971 All-Conference first teamer...Won USC's Lineman of the Year Award in 1971...Played in the 1972 Hula Bowl...Was drafted in the second round of the 1972 NFL draft by the Raiders and played for the Raiders (1972-79) and Vikings (1980)...Played in Super Bowl XI...Brother, Chris, lettered at tight end for USC in 1971 and 1972...Born 4-21-50 in Cleveland, Ohio

WILLIE HALL, LB-DE, 6-3, 214, New Britain, CT (Polaski/Arizona Western College), #83

1971 All-American...1970-71 letterman...USC went 12-8-2 in his career...USC was 15th in the final AP poll in 1970 and 20th in 1971...USC's co-captain in 1971...Was a 1971 All-Conference first teamer...Won USC's MVP Award in 1971...Won USC's Player of the Game versus Notre Dame Award in 1970...Won USC's Gloomy Gus Henderson (most minutes played) Award in 1971...Played in the 1971 Shrine East-West Game and 1972 College All-Star Game...Also was on 1971 USC track team...Was drafted in the second round of the 1972 NFL draft by the Saints and played for the Saints (1972-73) and Raiders (1975-78)...Played in Super Bowl XI...Born 9-29-49 in Montrose, Ga.

CHARLES YOUNG, TE, 6-4, 228, Fresno (Edison), #89

1972 unanimous All-American...1970-71-72 letterman...USC went 24-8-2 in his career...Was a member of USC's 1972 national championship team...USC was 15th in the final AP poll in 1970 and 20th in 1971...Played in 1973 Rose Bowl...Inducted into National Football Foundation's College Football Hall of Fame in 2004...Was a 1972 All-Conference first teamer...Shared USC's Lineman of the Year Award in 1972 (with John Grant)...Played in 1973 Hula Bowl and Coaches All-America Game...Was a 1972 Playboy Pre-Season All-American...USC's pass receiving leader in 1972 (29 catches)...Nickname was "Tree"...Was drafted in the first round (sixth pick) of the 1973 NFL draft by the Eagles and played for the Eagles (1973-76), Rams (1977-79), 49ers (1980-82) and Seahawks (1983-85)...Played in Super Bowls XIV and XVI...Inducted into the USC Athletic Hall of Fame in 2007...Daughters Candace, Cerenity and Chanel competed on the USC track team...Born 2-5-51 in Fresno, Calif.

Year	REC	YDS	AVG	TD
1970	16	322	21.1	1
1971	23	298	12.9	6
1972	29	470	16.2	3
CAREER	68	1090	16.1	10

USC ALL-AMERICAN BIOS

RICHARD WOOD, ILB, 6-2, 213, Elizabeth, NJ (Jefferson), #83

USC's first 3-year All-American first teamer and the first 3-year selectee by AP from the West Coast...1972-73-74 All-American (consensus in 1973 and 1974)...1972-73-74 letterman...USC went 31-2-2 in his career...Was a member of USC's 1972 and 1974 national championship teams...USC was eighth in the final AP poll in 1973...Played in 1973-74-75 Rose Bowls...Inducted into National Football Foundation's College Football Hall of Fame in 2007...Was a 3-time All-Conference first teamer (1972-73-74)...USC captain in 1974...Won USC's Player of the Game versus UCLA Award in 1972...Played in 1975 Hula Bowl, Senior Bowl and College All-Star Game...Was a 1973 Playboy Pre-Season All-American...Nickname was "Batman"...Was drafted in the third round of the 1975 NFL draft by the Jets and played for Jets (1975) and Buccaneers (1976-84)...Inducted into USC Athletic Hall of Fame in 2003...Born 5-31-53 in Elizabeth, N.J...After USC and NFL, became an assistant coach in the NFL and in Europe, a high school head coach (he was the 2002 Florida Coach of the Year) and a security officer

Year	INT	YDS	AVG	TD	TAC	DFL	FR
1972	5	56	11.2	1	—	—	—
1973	1	8	8.0	0	117	5	1
1974	1	5	5.0	0	89	5	1
CAREER	7	69	9.9	1	—	—	—

SAM CUNNINGHAM, FB, 6-3, 212, Santa Barbara (Santa Barbara), #39

1972 All-American...1970-71-72 letterman...USC went 24-8-2 in his career...Was a member of USC's 1972 national championship team...USC was 15th in the final AP poll in 1970 and 20th in 1971...Played in 1973 Rose Bowl, scoring on 4 short touchdown dives and being named Rose Bowl Player of the Game...Inducted into the Rose Bowl Hall of Fame in 1992...USC captain in 1972...Won USC's Back of the Year Award in 1972...Inducted into National Football Foundation's College Football Hall of Fame in 2010...His performance at Alabama in 1970 (135 yards and 2 TDs on just 12 carries) convinced Bear Bryant to integrate Southern football...Played in 1973 Hula Bowl, College All-Star Game and Coaches All-America Game...Is 29th on USC's career rushing list (1579 yards)...Had 2 100-yard rushing games in his career...Nickname was "Sam Bam" (because of his goal line dives)...Was drafted in the first round (11th pick) of the 1973 NFL draft by the Patriots and played for the Patriots (1973-79 and 1981-82)...Brother, Randall, was an NFL quarterback...Inducted into USC Athletic Hall of Fame in 2001...Born 8-15-50 in Santa Barbara, Calif...After USC and NFL, became an owner of a landscaping business

Year	TCB	YDS	AVG	TD	REC	YDS	AVG	TD	KOR	YDS	AVG	TD
1970	76	488	6.4	5	16	167	10.4	2	0	0	0.0	0
1971	159	742	4.6	5	12	67	5.6	0	0	0	0.0	0
1972	102	349	3.4	13	6	59	9.8	0	2	20	10.0	0
CAREER	337	15794.7	23	34	293	8.6	2	2	20	10.0	0	0

PETE ADAMS, OT, 6-4, 258, San Diego (University/San Diego CC), #77

1972 All-American...1970-71-72 letterman...USC went 24-8-2 in his career...Was a member of USC's 1972 national championship team...USC was 15th in the final AP poll in 1970 and 20th in 1971...Played in 1973 Rose Bowl...Was a 1972 All-Conference first teamer...Played in the 1973 Hula Bowl, College All-Star Game and Coaches All-America Game...Was a 1972 Playboy Pre-Season All-American...Was drafted in the first round of the 1973 NFL draft by the Browns and played for the Browns (1974 and 1976)...Born 5-4-51 in San Diego, Calif.

JOHN GRANT, DT-DE, 6-5, 229, Boise, ID (Capital), #94

1972 All-American...1970-71-72 letterman...USC went 24-8-2 in his career...Was a member of USC's 1972 national championship team...USC was 15th in the final AP poll in 1970 and 20th in 1971...Played in 1973 Rose Bowl...USC captain in 1972...Was a 2-time All-Conference first teamer (1971-72)...Shared USC's Line-man of the Year Award in 1972 (with Charles Young)...Won USC's Trojan Club Award (most improved) in 1970...Played in the 1973 College All-Star Game and Coaches All-America Game...Was drafted in the seventh round of the 1973 NFL draft by the Broncos and played for the Broncos (1973-79)...Played in Super Bowl XII...Born 6-28-50 in Boise, Id.

LYNN SWANN, FL, 6-0, 180, San Mateo (Serra), #22

1973 consensus All-American...1971-72-73 letterman...USC went 27-6-2 in his career...Was a member of USC's 1972 national championship team...USC was 20th in the final AP poll in 1971 and eighth in 1973...Played in 1973 and 1974 Rose Bowls, catching a TD pass in 1973 game...USC captain in 1973...Inducted into the College Football Hall of Fame in 1993...Won the NCAA Silver Anniversary Award in 1999...Won the 1973 Pop Warner Award (given to the most valuable senior on the Pacific Coast)...Was a 1973 All-Conference first teamer...Won USC's MVP Award in 1973...Played in the 1974 Hula Bowl, Senior Bowl, College All-Star Game and Coaches All-America Game...Was a 1973 Playboy Pre-Season All-American...USC's receiving leader in 1971 (27 catches) and 1973 (42 catches, tops in the Pac-8)...USC's punt return leader in 1971 (157 yards), 1972 (253 yards, tops in the Pac-8) and 1973 (189 yards)...Is tied for 20th on USC's career receiving list (95 catches)...Is fourth on USC's career punt return list (599 yards)...Had 3 100-yard receiving games in career...Inducted into USC Athletic Hall of Fame in 2005...Was drafted in first round of the 1974 NFL draft by the Steelers and played for the Steelers (1974-82)...Played in Super Bowls IX, X, XIII and XIV, earning MVP honors in Super Bowl X...Inducted into Pro Football Hall of Fame in 2001...Born 3-7-52 in Alcoa, Tenn...After USC and NFL, became a television sports commentator

Year	REC	YDS	AVG	TD	PR	YDS	AVG	TD	KOR	YDS	AVG	TD
1971	27	305	11.3	2	11	157	14.3	0	3	66	22.0	0
1972	26	543	20.9	3	19	253	13.3	1	0	0	0.0	0
1973	42	714	17.0	6	19	189	10.0	1	0	0	0.0	0
CAREER	95	1562	16.4	11	49	599	12.2	2	3	66	22.0	0

Year	TCB	YDS	AVG	TD	PA	PC	PI	PCT	YDS	TD
1971	1	-16	-16.00	0	0	0	0	.000	0	0
1972	11	117	10.6	0	1	0	0	.000	0	0
1973	14	99	7.1	0	0	0	0	.000	0	0
CAREER	26	200	7.7	0	0	0	0	.000	0	0

BOOKER BROWN, OT-OG, 6-3, 270, Santa Barbara (Santa Barbara/Santa Barbara CC), #63

1973 consensus All-American...1972-73 letterman...USC went 20-1-1 in his career...Was a member of USC's 1972 national championship team...USC was eighth in the final AP poll in 1973...Played in 1973 and 1974 Rose Bowls...Was a 1973 All-Conference first teamer...Won USC's Lineman of the Year Award in 1973...Played in the 1974 Hula Bowl...Was drafted in the sixth round of the 1974 NFL draft by the Oilers and played for the Chargers (1975-77), as well as in the World Football League...Born 9-25-52 in Desson, Miss.

ARTIMUS PARKER, S, 6-3, 215, Sacramento (Sacramento), #14

1973 consensus All-American...1971-72-73 letterman...USC went 27-6-2 in his career...Was a member of USC's 1972 national championship team...USC was 20th in the final AP poll in 1971 and eighth in 1973...Played in 1973 and 1974 Rose Bowls...USC captain in 1973...Was a 1973 All-Conference first teamer...Played in the 1974 Hula Bowl, Senior Bowl and College All-Star Game...Led USC in interceptions in 1971 (6), 1972 (6) and 1973 (8, tops in the Pac-8)...Is USC's career interception leader (20)...Nickname was Tee...Was drafted in the 12th round of the 1974 NFL draft by the Eagles and played for the Eagles (1974-76) and Jets (1977)...Born 1-15-52 in Winston Salem, N.C...Died 5-31-04 in Sacramento, Calif.

Year	INT	YDS	AVG	TD	TAC	DFL	FR
1971	6	61	10.1	0	—	—	—
1972	6	107	17.8	0	—	—	—
1973	8	100	12.5	0	60	15	2
CAREER	20	268	13.4	0	—	—	—

STEVE RILEY, OT, 6-5, 255, Chula Vista (Castle Park), #78

1973 consensus All-American...1972-73 letterman...USC went 20-1-1 in his career...Was a member of USC's 1972 national championship team...USC was eighth in the final AP poll in 1973...Played in 1973 and 1974 Rose Bowls...Won USC's Trojan Club Award (most improved) in 1973...Played in the 1974 College All-Star Game...Was drafted in the first round of the 1974 NFL draft by the Vikings and played for the Vikings (1974-84)...Played in Super Bowls IX and XI...Born 11-23-52 in Chula Vista, Calif.

ANTHONY DAVIS, TB, 5-9, 183, San Fernando (San Fernando), #28

1974 unanimous All-American...1972-73-74 letterman...USC went 31-2-2 in his career...Was a member of USC's 1972 and 1974 national championship teams...USC was eighth in the final AP poll in 1973...Played in 1973-74-75 Rose Bowls (including rushing for 157 yards with a TD in 1973 game and scoring a TD in 1974 game)...Was Heisman Trophy runnerup in 1974...Inducted into National Football Foundation's College Football Hall of Fame in 2005...Won 1972 and 1974 Voit Trophy (given to the outstanding player on the Pacific Coast)...Won 1974 Pop Warner Award (given to the most valuable senior on the Pacific Coast)...Was a 2-time All-Conference first teamer (1973-74)...Won USC's Back of the Year Award in 1974...Won USC's Player of the Game versus Notre Dame Award in 1972...Won USC's Player of the Game versus UCLA Award in 1974...Played in the 1975 Hula Bowl...Was a 1974 Playboy Pre-Season All-American...USC's rushing leader in 1972 (1191 yards, 16th on USC's season list), 1973 (1112 yards, 22nd on USC's season list) and 1974 (1421 yards, 12th on USC's season list)...USC's total offense leader in 1974 (1430 yards)...USC's scoring leader in 1972 (114 points), 1973 (90 points) and 1974 (110 points)...USC's kickoff return leader in 1972 (468 yards), 1973 (409 yards) and 1974 (484 yards)...Is third on USC's career rushing list (3724 yards)...Is 15th on USC's career total offense list (3743 yards)...Is fourth on USC's career kickoff return list (1361 yards)...Owns 1 Pac-10 career rushing record, 2 Pac-10 career kickoff return records, 1 NCAA season kickoff return record, 1 Pac-10 season kickoff return mark, 2 Pac-10 game scoring records, 1 USC game all-purpose record, 2 NCAA game kickoff return marks and 3 NCAA long play records...Had 17 100-yard rushing games in his career...Led NCAA in kickoff returns in 1974 (42.5 average)...Led Pac-8 in rushing in 1972 (94.0 average) and 1974 (123.1 average)...Led Pac-8 in scoring in 1972 (9.8 average) and 1974 (10.2 average)...Scored 11 touchdowns versus Notre Dame, including 6 in 1972 and 4 in 1974...Nickname was A.D...Was drafted in the second round of the 1975 NFL draft by the Jets and played for the Buccaneers (1977), Oilers (1978) and Rams (1978), as well as in the World Football League and Canadian Football League...Also was an outfielder on USC's 1973 and 1974 national championship baseball teams...Inducted into the USC Athletic Hall of Fame in 1999...Born 9-8-52 in Huntsville, Tex...After USC and NFL, became an actor and real estate developer

Year	TCB	YDS	AVG	TD	2XP	PA	PC	PI	PCT	YDS	TD
1972	207	11915.8	17	0	0	0	0	0	.000	0	0
1973	276	11124.0	14	0	1	1	0	1.000	10	1	
1974	301	14214.7	13	1	1	1	0	1.000	9	1	
CAREER	784	37244.8	44	1	2	2	0	1.000	19	2	

Year	KOR	YDS	AVG	TD	PR	YDS	AVG	TD	REC	YDS	AVG	TD
1972	12	468	39.0	2	7	52	7.4	0	18	132	7.3	0
1973	16	409	25.6	1	1	8	8.0	0	14	47	3.4	0
1974	12	484	40.3	3	0	0	0.0	0	15	96	6.4	2
CAREER	40	1361	34.0	6	8	60	7.5	0	47	275	5.9	2

CHARLES PHILLIPS, ROV-S-LB, 6-3, 208, Pasadena (Blair), #49

1974 All-American...1972-73-74 letterman...USC went 31-2-2 in his career...Was a member of USC's 1972 and 1974 national championship teams...USC was eighth in the final AP poll in 1973...Played in 1973-74-75 Rose Bowls...Was a 1974 All-Conference first teamer...Won USC's Defensive Player of the Game versus Notre Dame Award in 1974...Played in the 1975 Senior Bowl, College All-Star Game and Coaches All-America Game...USC's interception leader in 1974 (7, tops in Pac-8)...Is tied for sixth on USC's career interception list (13, including 2 intercepted fumbles)...Owns 2 NCAA season, 1 Pac-10 career, 2 Pac-10 game and 1 USC career records for interceptions...Was a second round pick in the 1975 NFL draft by the Raiders and played for the Raiders (1975-80)...Played in Super Bowl XI...After USC and NFL, became a child care counselor

Year	INT	YDS	AVG	TD	TAC	DFL	FR
1972	3	48	16.0	0	—	—	—
1973	3	15	5.0	0	54	9	0
1974	7	302	43.1	3	36	9	2
CAREER	13*	365	28.1	3	—	—	—

*includes 2 intercepted fumbles

BILL BAIN, OG-OT, 6-3, 268, Pico Rivera (St. Paul/U. of Colorado/San Diego CC), #66

1974 All-American...1973-74 letterman...USC went 19-3-2 in his career...Was a member of USC's 1974 national championship team...USC was eighth in the final AP poll in 1973...Played in 1974 and 1975 Rose Bowls...Was a 1974 All-Conference first teamer...Played in the 1975 College All-Star Game and Coaches All-America Game...Was a second round pick in the 1975 NFL draft by the Packers and played for the Packers (1975), Broncos (1976, 1978), Giants (1978), Rams (1979-85), Jets (1986) and Patriots (1986)...Played in Super Bowl XIV...Born 8-9-52 in Los Angeles, Calif.

JIM OBRADOVICH, TE, 6-2, 219, El Segundo (El Segundo/El Camino JC), #89

1974 All-American...1973-74 letterman...USC went 19-3-2 in his career...Was a member of USC's 1974 national championship team...USC was eighth in the final AP poll in 1973...Played in 1974 and 1975 Rose Bowls (he caught a TD pass in the 1975 game)...Was a 1974 All-Conference first teamer...Won USC's Gloomy Gus Henderson Award (most minutes played) in 1974...Played in the 1975 Senior Bowl and College All-Star Game...Was a seventh round pick in the 1975 NFL draft by the Giants and played for the Giants (1975), 49ers (1976) and Buccaneers (1978-83)...Brother, Steve, was a wide receiver for USC (1976)...Born 4-2-53 in Los Angeles, Calif...After USC and NFL, became a restaurant owner

Year	REC	YDS	AVG	TD
1973	17	284	16.7	1
1974	9	121	13.4	2
CAREER	26	405	15.6	3

RICKY BELL, TB-FB, 6-2, 218, Los Angeles (Fremont), #42

2-time unanimous All-American (1975-76)...1973-74-75-76 letterman...USC went 38-8-2 in his career...Was a member of USC's 1974 national championship team...USC was eighth in the final AP poll in 1973, 17th in 1975 and second in 1976...Played in 1974, 1975 and 1977 Rose Bowls and 1975 Liberty Bowl (was game's MVP with a 76-yard TD reception)...USC captain in 1976...Inducted into National Football Foundation's College Football Hall of Fame in 2003...Was Heisman Trophy runnerup in 1976 (was third in 1975)...Won 1976 Voit Trophy (given to the outstanding player on the Pacific Coast)...Won 1976 Pop Warner Award (given to the most valuable senior on the Pacific Coast)...Was 1976 Pac-10 Player of the Year...Was a 2-time All-Conference first teamer (1975-76)...Was USC's MVP in 1975 and 1976...Won USC's Back of the Year Award in 1975...Won USC's Player of the Game versus Notre Dame Award in 1975...Won USC's Player of the Game versus UCLA Award in 1975 and 1976...Played in the 1977 Hula Bowl and Japan Bowl...Was a 1976 Playboy Pre-Season All-American...USC's rushing leader in 1975 (1957 yards, third on USC's season list) and 1976 (1433 yards, 11th on USC's season list)...USC's total offense leader in 1975 (1957 yards)...USC's scoring leader in 1975 (88 points) and 1976 (86 points)...Is fourth on USC's career rushing list (3689 yards)...Is 16th on USC's career total offense list (3689 yards)...Owns Pac-10 season rushing record for juniors (1957 yards in 1975)...Owns USC game records for rushing yards and carries (347 yards on 51 carries at Washington State in 1976)...Had 16 100-yard rushing games...Led Pac-8 in rushing in 1975 (170.5 average, tops in the NCAA) and 1976 (141.7 average)...Was chosen by the Buccaneers as the No. 1 pick of the 1977 NFL draft and played for the Buccaneers (1977-81) and Chargers (1982)...Inducted into USC Athletic Hall of Fame in 1997...Born 4-8-55 in Houston, Tex...After USC and NFL, was a restaurant owner...Died 11-28-84 in Inglewood, Calif., of heart disease

Year	TCB	YDS	AVG	TD	2XP	REC	YDS	AVG	TD
1973	0	0	0.0	0	0	0	0	0.0	0
1974	45	299	6.6	1	0	0	0	0.0	0
1975	385	19575.1	13	2	4	100	25.0	1	
1976	280	14335.1	14	1	14	85	6.1	0	
CAREER	710	36895.2	28	3	18	185	13.2	1	

MARVIN POWELL, OT, 6-5, 265, Fayetteville, NC (Seventy-First), #76

2-time All-American (1975-76)...1974-75-76 letterman...USC went 29-6-1 in his career...Was a member of USC's 1974 national championship team...USC was 17th in the final AP poll in 1975 and second in 1976...Played in 1975 and 1977 Rose Bowls and 1975 Liberty Bowl...Inducted into National Football Foundation's College Football Hall of Fame in 1994...Was a 3-time All-Conference first teamer (1974-75-76)...Played in the 1977 Hula Bowl and Japan Bowl...Was a 1976 Playboy Pre-Season All-American...Was drafted in the first round (fourth pick) of the 1977 NFL draft by the Jets and played for the Jets (1977-85) and Buccaneers (1986-87)...Son, Marvin III, was a fullback-tight end-safety for USC (1995-98)...Born 8-30-55 in Fort Bragg, N.C...After USC and NFL, became an attorney

DENNIS THURMAN, S-FL, 5-11, 173, Santa Monica (Santa Monica), #7

A 2-time All-American (consensus in 1976 and unanimous in 1977)...1974-75-76-77 letterman...USC went 37-10-1 in his career...Was a member of USC's 1974 national championship team...USC was 17th in the final AP poll in 1975, second in 1976 and 13th in 1977...Played in 1975 and 1977 Rose Bowls, 1975 Liberty Bowl and 1977 Bluebonnet Bowl...Was a 2-time All-Conference first teamer (1976-77)...Was USC's MVP in 1977...Won USC's Defensive Player of the Year Award in 1977...Played in the 1978 Senior Bowl...Was a 1977 Playboy Pre-Season All-American...Led USC in interceptions in 1976 (8, tops in the Pac-8)...Led USC in punt returns in 1976 (68 yards)...Is tied for sixth on USC's career interception list (13, including 2 intercepted fumbles)...Was drafted in the 11th round of the 1978 NFL draft by the Cowboys and played with the Cowboys (1978-85) and Cardinals (1986)...Played in Super Bowl XIII...After USC and NFL, became an assistant football coach with the NFL's Phoenix Cardinals, Baltimore Ravens and New York Jets, World League's Ohio Glory and at USC (1993-2000)...Brother, Junior, was a defensive back for USC (1985-86)...Born 4-13-56 in Los Angeles, Calif.

Year	INT	YDS	AVG	TD	REC	YDS	AVG	TD	PR	YDS	AVG	TD
1974	2	98	49.0	1	0	0	0.0	0	10	68	6.8	0
1975	0	0	0.0	0	3	55	18.3	0	11	25	2.3	0
1976	8	170	21.3	1	0	0	0.0	0	17	68	4.0	0
1977	3	37	12.3	0	0	0	0.0	0	0	0	0.0	0
CAREER	13*	305	23.5	2	3	55	18.3	0	38	161	4.2	0

*includes 2 intercepted fumbles

Year	KOR	YDS	AVG	TD	TCB	YDS	AVG	TD	TAC	DFL	FR
1974	4	46	11.5	0	4	23	5.8	0	0	0	0
1975	1	26	26.0	3	38	12.7	0	12	1	0	
1976	0	0	0.0	0	0	0.0	0	80	4	4	
1977	0	0	0.0	0	0	0.0	0	77	6	0	
CAREER	5	72	14.4	0	7	61	8.7	0	169	11	4

GARY JETER, DT, 6-4, 255, Cleveland, OH (Cathedral Latin), #79

1976 All-American...1973-74-75-76 letterman...USC went 38-8-2 in his career...Was a member of USC's 1974 national championship team...USC was eighth in the final AP poll in 1973, 17th in 1975 and second in 1976...Played in 1974, 1975 and 1977 Rose Bowls and 1975 Liberty Bowl...Was a 3-time All-Conference first teamer (1974-75-76)...Won USC's Defensive Player of the Year Award in 1975...Won USC's Special General Excellence Award in 1976...Played in the 1977 Hula Bowl and Japan Bowl...Was a 1976 Playboy Pre-Season All-American...Was drafted in the first round (fifth pick) of the 1977 NFL draft by the Giants and played with the Giants (1977-82), Rams (1983-88) and Patriots (1989)...Born 1-24-55 in Weirton, W. Va...After USC and NFL, became a bakery owner and NFL game-day assistant

Year	TAC	LOSS/YDS	DFL	FR	INT	YDS	AVG	TD
1973	49	—	1	1	1	1	1.0	0
1974	64	—	2	0	0	0	0.0	0
1975	66	7/40	8	1	0	0	0.0	0
1976	55	4/26	3	2	0	0	0.0	0
CAREER	234	—	14	4	1	1	1.0	0

CLAY MATTHEWS, ILB, 6-2, 232, Kenilworth, IL (New Trier East), #60

1977 All-American...1974-75-76-77 letterman...USC went 37-10-1 in his career...Was a member of USC's 1974 national championship team...USC was 17th in the final AP poll in 1975, second in 1976 and 13th in 1977...Played in 1975 and 1977 Rose Bowls, 1975 Liberty Bowl and 1977 Bluebonnet Bowl...USC captain in 1977...2-time All-Conference first teamer (1976-77)...Played in 1978 Hula Bowl...Inducted into USC Athletic Hall of Fame in 2005...Was drafted in the first round (12th pick) of the 1978 NFL draft by the Browns and played with the Browns (1978-93) and Falcons (1994-96)...Son, Kyle, was a walk-on safety for USC (2000-03) and son, Clay III, was a USC linebacker (2005-08)...Brother, Bruce, was an offensive guard for USC (1980-82)...Born 3-15-56 in Palo Alto, Calif.

Year	TAC	LOSS/YDS	DFL	FR	INT	YDS	AVG	TD
1974	25	—	0	0	0	0	0.0	0
1975	46	0/0	2	1	1	2	2.0	0
1976	112	5/17	1	2	0	0	0.0	0
1977	83	3/6	1	0	1	9	9.0	0
CAREER	266	—	4	3	2	11	5.5	0

USC ALL-AMERICAN BIOS

PAT HOWELL, OG, 6-6, 255, Fresno (Fresno), #66

1978 unanimous All-American...1976-77-78 letterman...USC went 31-6 in his career...Was a member of USC's 1978 national championship team...USC was second in the final AP poll in 1976 and 13th in 1977...Played in the 1977 and 1979 Rose Bowls and 1977 Bluebonnet Bowl...2-time All-Conference first teamer (1977-78)...Won USC's Gloomy Gus Henderson (most minutes played) Award in 1978...Played in the 1979 Hula Bowl...Was a 1978 Playboy Pre-Season All-American...Was drafted in the second round of the 1979 NFL draft by the Falcons and played with the Falcons (1979-83) and Oilers (1983-85)...Inducted into the Fresno Athletic Hall of Fame in 1992...Son, Nick, was an offensive lineman at USC (2006-09)...Born 3-12-57 in Fresno, Calif...After USC and NFL, became a business owner

CHARLES WHITE, TB, 6-0, 185, San Fernando (San Fernando), #12

USC's third Heisman Trophy winner (1979)...2-time unanimous All-American (1978-79)...1976-77-78-79 letterman...USC went 42-6-1 in his career...Was a member of USC's 1978 national championship team...USC was second in the final AP poll in 1976, 13th in 1977 and second in 1979...Played in the 1977 (122 rushing yards and 1 TD), 1979 (99 rushing yards and 1 TD to earn Rose Bowl Co-MVP honors) and 1980 Rose Bowls (game-record 247 rushing yards and 1 TD to earn Rose Bowl MVP honors) and 1977 Bluebonnet Bowl (1 TD)...USC captain in 1979...Was fourth in 1978 Heisman Trophy voting...Inducted into National Football Foundation's College Football Hall of Fame in 1996...Won the Walter Camp Award (national player of the year) in 1979...Won the 1979 Maxwell Award (nation's top player)...Won the 1978 Voit Trophy (given to the outstanding player on the Pacific Coast)...Won the 1979 Pop Warner Award (given to the most valuable senior on the Pacific Coast)...Was the Pac-10 Player of the Year in 1978 and 1979...Inducted into the Rose Bowl Hall of Fame in 1990...Was a 3-time All-Conference first teamer (1977-78-79)...Was USC's MVP in 1978 and 1979...Won USC's Offensive Player of the Game versus UCLA Award in 1978 and 1979...Played in the 1980 Hula Bowl...Was a 2-time Playboy Pre-Season All-American (1978-79)...USC's rushing leader in 1977 (1478 yards, ninth in USC history), 1978 (1859 yards, fifth in USC history) and 1979 (2050 yards, second in USC history and 21st on USC season total offense list)...USC's total offense leader in 1978 (1854 yards)...USC's scoring leader in 1978 (86 points) and 1979 (114 points)...USC's kickoff return leader in 1976 (295 yards)...Set or equaled 22 NCAA, Pac-10, USC and Rose Bowl records...Finished career as NCAA's second-leading rusher (5598 regular-season yards) and Pac-10's top rusher (6245 yards, tops in USC history)...Fifth on USC's career total offense list (6240 yards)...Had 31 100-yard rushing games (10 in 1979)...Was NCAA's leading rusher in 1979 (180.3 average)...Was Pac-10's rushing leader in 1977 (117.4 average) and 1978 (146.7 average)...Was NCAA's all-purpose running yardage leader in 1978 (174.7 average) and 1979 (194.1 average)...Was Pac-10's scoring leader in 1978 (6.7 average) and 1979 (12.5 average)...Inducted into the USC Athletic Hall of Fame in 1995...Named the Amateur Athletic Foundation Southern California Athlete of the Year in 1979...Was drafted in the first round of the 1980 NFL draft by the Browns and played for the Browns (1980-84) and Rams (1985-88)...Was on USC's 1979 track team...Born 1-22-58 in Los Angeles, Calif...After USC and NFL, was an assistant in the USC athletic department, a USC assistant football coach (1993-97) and a computer consultant

Year	TCB	YDS	AVG	TD	2XP	PA	PC	PI	PCT	YDS	TD
1976	156	858	5.5	10	0	0	0	0	.000	0	0
1977	285	1478	5.2	7	0	1	0	0	.000	0	0
1978	374	1859	5.0	13	1	1	1	0	1.000	-5	0
1979	332	2050	6.2	19	0	0	0	0	.000	0	0
CAREER	1147	6245	5.4	49	1	2	1	0	.500	-5	0

Year	REC	YDS	AVG	TD	KOR	YDS	AVG	TD
1976	6	65	10.8	1	14	295	21.1	0
1977	9	138	15.3	2	0	0	0.0	0
1978	22	193	8.8	1	7	145	20.7	0
1979	22	145	6.6	0	0	0	0.0	0
CAREER	59	541	9.2	4	21	440	21.0	0

BRAD BUDDÉ, OG, 6-5, 253, Kansas City, MO (Rockhurst), #71

USC's first Lombardi Award winner...1979 unanimous All-American...1976-77-78-79 letterman and starter...USC went 42-6-1 in his career...Was a member of USC's 1978 national championship team...USC was second in the final AP poll in 1976, 13th in 1977 and second in 1979...Played in the 1977, 1979 and 1980 Rose Bowls and 1977 Bluebonnet Bowl...Was runner-up for 1979 Outland Trophy...Was first freshman to start a USC season opener since World War II...Inducted into National Football Foundation's College Football Hall of Fame in 1998...Was a 3-time All-Conference first teamer (1977-78-79)...Won USC's Offensive Player of the Year Award in 1979...Won USC's Davis-Teschke Award (Most Inspirational Player) in 1979...Played in 1980 Hula Bowl and Japan Bowl...Was a 1979 Playboy Pre-Season All-American...Recipient of NCAA Post-Graduate Scholarship in 1979...Was drafted in the first round (11th pick) of the 1980 NFL draft by the Chiefs and played for the Chiefs (1980-86)...Son of ex-Chiefs All-Pro Ed Budde...Inducted into USC Athletic Hall of Fame in 2001...Born 5-9-59 in Detroit, Mich...After USC and NFL, became a physical therapist

DENNIS JOHNSON, ILB, 6-4, 230, Flint, MI (Northwestern), #56

1979 All-American...1977-78-79 letterman...USC went 31-5-1 in his career...Was a member of USC's 1978 national championship team...USC was 13th in the final AP poll in 1977 and second in 1979...Played in the 1979 and 1980 Rose Bowls and 1977 Bluebonnet Bowl...USC captain in 1979...Was a 2-time All-Conference first teamer (1978-79)...Played in 1980 Hula Bowl and Senior Bowl...USC's leading tackler in 1977 (105), 1978 (124) and 1979 (114)...Was drafted in the fourth round of the 1980 NFL draft by the Vikings and played for the Vikings (1980-85) and Buccaneers (1985)...Inducted into the Greater Flint Area Sports Hall of Fame in 1991...Born 6-19-58 in Flint, Mich...After USC and NFL, became a cleaning business owner and real estate financing executive

Year	TAC	LOSS/YDS	DFL	FR	INT	YDS	AVG	TD
1977	105	2/7	5	1	0	0	0.0	0
1978	124	4/15	7	1	1	0	0.0	0
1979	114	3/16	3	0	2	53	26.5	0
CAREER	343	9/38	15	2	3	53	17.7	0

PAUL McDONALD, QB, 6-2, 180, Covina (Bishop Amat), #16

1979 All-American...1977-78-79 letterman...USC went 31-5-1 in his career...Was a member of USC's 1978 national championship team...USC was 13th in the final AP poll in 1977 and second in 1979...Played in the 1979 and 1980 Rose Bowls and 1977 Bluebonnet Bowl...Was sixth in 1979 Heisman Trophy voting...Was a 1979 All-Conference first teamer...Was USC's MVP in 1979...Won USC's Player of the Game versus Notre Dame Award in 1978...Won USC's Gloomy Gus Henderson Award (most minutes played) in 1979...Won USC's Football Alumini Club Award (highest grade point average) in 1978...Played in the 1980 Hula Bowl...USC's passing leader in 1978 (115 completions) and 1979 (164 completions, 18th best in USC history)...USC's total offense leader in 1979 (2149 yards, 20th best in USC history)...Is 10th on USC's career passing list (299 completions)...Is 13th on USC's career total offense list (3877 yards)...Had 6 200-yard passing games in his career (including since-broken USC record 380 yards versus Arizona in 1979)...Led Pac-10 in passing in 1978 (151.5 average)...Winner of NCAA Today's Top Six Award in 1979...Recipient of NCAA Post-Graduate Scholarship in 1979...Was a 1979 National Football Foundation Scholar-Athlete...Was a 1979 Academic All-American first teamer...Was drafted in the fourth round of the 1980 NFL draft by the Browns and played for the Browns (1980-85) and Cowboys (1986-87)...Son, Michael, was a quarterback for USC (2005-07)...Born 2-23-58 in Montebello, Calif...After USC and NFL, became an investment banker, business marketing company owner and has been an award-winning radio analyst on USC football games since 1998

Year	PA	PC	PI	PCT	YDS	TD	TCB	YDS	AVG	TD
1976	7	3	0	.429	34	0	2	-5	-2.5	0
1977	27	17	0	.630	191	0	5	-5	-1.0	0
1978	203	115	7	.567	1690	19	52	-177	-3.4	0
1979	264	164	6	.621	2223	18	34	-74	-2.2	0
CAREER	501	299	13	.597	4138	37	93	-261	-2.8	0

RONNIE LOTT, S, 6-2, 200, Rialto (Eisenhower), #42

1980 unanimous All-American...1977-78-79-80 letterman...USC went 39-7-2 in his career...Was a member of USC's 1978 national championship team...USC was 13th in the final AP poll in 1977, second in 1979 and 11th in 1980...Played in the 1979 and 1980 Rose Bowls and 1977 Bluebonnet Bowl...USC captain in 1980...Inducted into National Football Foundation's College Football Hall of Fame in 2002...Was a 2-time All-Conference first teamer (1979-80)...Was USC's MVP in 1980...Shared USC's Defensive Player of the Year Award (with Dennis Smith) in 1980...Won USC's Davis-Teschke Award (Most Inspirational Player) in 1980...Won USC's Defensive Player of the Game versus UCLA Award in 1979 and 1980...Played in the 1981 Hula Bowl...Was a 1980 Playboy Pre-Season All-American...Led USC in interceptions in 1979 (3) and 1980 (8)...Tied for the NCAA lead in interceptions in 1980 (0.73 average)...Is tied for fourth on USC's career interception list (14, including 1 intercepted fumble)...Was drafted in the first round (eighth pick) of the 1981 NFL draft by the 49ers and played for the 49ers (1981-90), Raiders (1991-92), Jets (1993-94) and Chiefs (1995)...Played in Super Bowls XVI, XIX, XXIII and XXIV...Inducted into Pro Football Hall of Fame in 2000...Inducted into the USC Athletic Hall of Fame in 1995...Also played basketball briefly at USC in 1980...Born 5-8-59 in Albuquerque, N.M...After USC and NFL, became a television sports commentator and business entrepreneur

Year	TAC	LOSS/YDS	DFL	FR	INT	YDS	AVG	TD
1977	27	0/0	5	1	0	0	0.0	0
1978	63	5/20	7	4	3	49	16.3	0
1979	74	7/26	9	2	3	76	25.3	1
1980	86	5/22	16	3	8	166	20.8	1
CAREER	250	22/68	37	10	14*	291	20.8	2

*includes 1 intercepted fumble

KEITH VAN HORNE, OT, 6-7, 265, Fullerton (Fullerton), #68

1980 consensus All-American...1977-78-79-80 letterman...USC went 39-7-2 in his career...Was a member of USC's 1978 national championship team...USC was 13th in the final AP poll in 1977, second in 1979 and 11th in 1980...Played in the 1979 and 1980 Rose Bowls and 1977 Bluebonnet Bowl...USC captain in 1980...Was a 2-time All-Conference first teamer (1979-80)...Won USC's Offensive Player of the Year Award in 1980...Won USC's Offensive Player of the Game versus UCLA Award in 1980...Played in 1981 Hula Bowl...Was a 1980 Playboy Pre-Season All-American...Was drafted in the first round (11th pick) of the 1981 NFL draft by the Bears and played for the Bears (1981-93)...Played in Super Bowl XX...Born 11-6-57 in Mt. Lebanon, Penn...After USC and NFL, became a radio broadcaster

ROY FOSTER, OG, 6-4, 265, Los Angeles (Shawnee Mission West, KS), #64
 1980-81 All-American (consensus in 1981)...1978-79-80-81 letterman...USC was 40-6-2 in his career...Was a member of USC's 1978 national championship team...USC was second in the final AP poll in 1979, 11th in 1980 and 14th in 1981...Played in the 1979 and 1980 Rose Bowls and 1982 Fiesta Bowl...Won the Pac-10 Morris Trophy in 1980 and 1981...Was a 3-time All-Conference first teamer (1979-80-81)...Won USC's Offensive Player of the Year Award in 1981...Won USC's Gloomy Gus Henderson Award (most minutes played) in 1981...Won USC's Howard Jones Incentive Award (greatest increase in GPA) in 1980...Played in the 1982 Hula Bowl...Was a 1981 Playboy Pre-Season All-American...Was drafted in the first round of the 1982 NFL draft by the Dolphins and played for the Dolphins (1982-90) and 49ers (1991-93)...Played in Super Bowls XVII and XIX...Born 5-24-60 in Los Angeles, Calif.

MARCUS ALLEN, TB-FB, 6-2, 202, San Diego (Lincoln), #33
 USC's fourth Heisman Trophy winner (1981)...1981 unanimous All-American...1978-79-80-81 letterman...USC was 40-6-2 in his career...Was a member of USC's 1978 national championship team...USC was second in the final AP poll in 1979, 11th in 1980 and 14th in 1981...Played in the 1979 and 1980 Rose Bowls and 1982 Fiesta Bowl...USC captain in 1981...Set or tied 16 NCAA records and owns 16 USC records...Was first collegian to break 2,000 rushing yards in regular season (2342 yards in 1981)...Inducted into National Football Foundation's College Football Hall of Fame in 2000...Won the Walter Camp Award (national player of the year) in 1981...Won the 1981 Maxwell Award (nation's top player)...Won the 1981 Pop Warner Award (given to the most valuable senior on the Pacific Coast)...Was the Pac-10 Player of the Year in 1981...Was a 2-time All-Conference first teamer (1980-81)...Was USC's MVP in 1981...Won USC's Offensive Player of the Game versus UCLA Award in 1981...Played in the 1982 Hula Bowl...USC's rushing leader in 1980 (1563 yards, seventh best in USC history) and 1981 (2427 yards, tops in USC history)...Led Pac-10 in rushing in 1980 (156.3 average) and 1981 (NCAA leading 212.9 average)...USC's total offense leader in 1980 (1620 yards) and 1981 (2427 yards, 15th in USC history)...USC's receiving leader in 1980 (30 catches) and 1981 (34 catches)...USC's scoring leader in 1980 (84 points) and 1981 (138 points)...Led NCAA in scoring in 1981 (12.5 average)...Led NCAA in all-purpose running in 1980 (179.4 average) and 1981 (232.6 average)...Is second on USC's career rushing list (4810 yards)...Is eighth on USC's career total offense list (4867 yards)...Is 24th on USC's career receiving list (86 catches)...Had 21 100-yard rushing games in his career...Was drafted in the first round (10th pick) of the 1982 NFL draft by the Raiders and played for the Raiders (1982-92) and Chiefs (1993-97)...Played in Super Bowl XVIII, earning MVP honors...Inducted into Pro Football Hall of Fame in 2003...Inducted into the USC Athletic Hall of Fame in 1995...Born 3-26-60 in San Diego, Calif...After USC and NFL, became a television sports commentator

Year	TCB	YDS	AVG	TD	PA	PC	PI	PCT	YDS	TD
1978	31	171	5.5	1	0	0	0	.000	0	0
1979	114	649	5.7	8	0	0	0	.000	0	0
1980	354	1563	4.4	14	2	2	0	1.000	57	1
1981	433	2427	5.6	22	2	0	0	.000	0	0
CAREER	932	4810	5.2	45	4	2	0	.500	57	0

Year	REC	YDS	AVG	TD
1978	0	0	0.0	0
1979	22	314	14.3	0
1980	30	231	7.7	0
1981	34	256	7.5	1
CAREER	86	801	9.3	1

CHIP BANKS, ILB-OLB, 6-5, 230, Augusta, GA (Laney), #51
 1981 All-American...1978-79-80-81 letterman...USC was 40-6-2 in his career...Was a member of USC's 1978 national championship team...USC was second in the final AP poll in 1979, 11th in 1980 and 14th in 1981...Played in the 1979 and 1980 Rose Bowls and 1982 Fiesta Bowl (he scored USC's only TD on a 20-yard interception)...USC captain in 1981...Was a 2-time All-Conference first teamer (1980-81)...Won USC's Player of the Game versus Notre Dame Award in 1980...Played in the 1982 Hula Bowl...Was a 1981 Playboy Pre-Season All-American...Led USC in interceptions in 1981 (4)...Was drafted in the first round (third pick) of the 1982 NFL draft by the Browns and played for the Browns (1982-86), Chargers (1987) and Colts (1989-93)...Born 9-18-59 in Norman, Okla.

Year	TAC	LOSS/YDS	DFL	FR	INT	YDS	AVG	TD
1978	45	2/7	0	1	1	5	5.0	0
1979	76	12/62	6	0	1	0	0.0	0
1980	107	15/101	10	2	4	49	24.5	0
1981	137	4/27	6	2	4	27	6.8	1
CAREER	365	33/197	22	5	8	81	10.1	1

DON MOSEBAR, OT, 6-7, 270, Visalia (Mt. Whitney), #72
 1982 unanimous All-American...1979-80-81-82 letterman...USC was 36-8-2 in his career...USC was second in the final AP poll in 1979, 11th in 1980, 14th in 1981 and 15th in 1982...Played in the 1980 Rose Bowl and 1982 Fiesta Bowl...Was a 1982 All-Conference first teamer...Won USC's Gloomy Gus Henderson Award (most minutes played) in 1982...Won USC's Howard Jones Incentive Award (greatest increase in GPA) in 1981...Played in the 1983 Hula Bowl...Was a 1982 Playboy Pre-Season All-American...Was on USC's 1981 track team...Was drafted in the first round of the 1983 NFL draft by the Raiders and played for the Raiders (1983-95)...Played in Super Bowl XVIII...Born 9-11-61 in Yakima, Wash.

BRUCE MATTHEWS, OG, 6-5, 265, Arcadia (Arcadia), #66
 1982 consensus All-American...1980-81-82 letterman...USC was 25-8-1 in his career...USC was 11th in the final AP poll in 1980, 14th in 1981 and 15th in 1982...Played in the 1982 Fiesta Bowl...USC captain in 1982...Won the Pac-10 Morris Trophy (offense) in 1982...Was a 2-time All-Conference first teamer (1981-82)...Played in the 1983 Hula Bowl...Was a 1982 Playboy Pre-Season All-American...Was drafted in the first round (ninth pick) of the 1983 NFL draft by the Oilers and played with the Oilers/Titans (1983-2001)...Played in Super Bowl XXXIV...Inducted into Pro Football Hall of Fame in 2007...Inducted into USC Athletic Hall of Fame in 2005...Brother, Clay, was a linebacker for USC (1974-77)...Born 8-8-61 in Raleigh, N.C.

GEORGE ACHICA, NG, 6-5, 260, San Jose (Andrew Hill), #78
 1982 consensus All-American...1979-80-81-82 letterman...USC was 36-8-2 in his career...USC was second in the final AP poll in 1979, 11th in 1980, 14th in 1981 and 15th in 1982...Played in the 1980 Rose Bowl and 1982 Fiesta Bowl...USC captain in 1982...1979 Lombardi Award runnerup...Won the Pac-10 Morris Trophy (defense) in 1982...Was a 3-time All-Conference first teamer (1980-81-82)...Won USC's Davis-Teschke Award (Most Inspirational Player) in 1982...Won USC's Player of the Game versus Notre Dame Award in 1981...Won USC's Defensive Player of the Game versus UCLA Award in 1981...Played in 1983 Hula Bowl...Was drafted in the third round of the 1983 NFL draft by the Colts and played for the Colts in 1985, as well as the Los Angeles Express in the United States Football League...Born 12-19-60 in American Samoa

Year	TAC	LOSS/YDS	DFL	FR
1979	40	8/25	0	1
1980	69	11/46	2	0
1981	120	8/54	4	1
1982	73	6/35	1	0
CAREER	302	33/160	7	2

TONY SLATON, C, 6-4, 260, Merced (Merced), #73
 1983 consensus All-American...1981-82-83 letterman...USC was 21-12-1 in his career...USC was 14th in the final AP poll in 1981 and 15th in 1982...Played in the 1982 Fiesta Bowl...USC captain in 1983...Was a 3-time All-Conference first teamer (1981-82-83)...Won USC's Offensive Player of the Year Award in 1983...Played in 1984 Hula Bowl and Japan Bowl...Was a 1983 Playboy Pre-Season All-American...Was drafted in the sixth round of the 1984 NFL draft by the Bills and played for the Rams (1984-89)...Born 4-12-61 in Merced, Calif.

JACK DEL RIO, OLB, 6-4, 235, Hayward (Hayward), #52
 1984 consensus All-American...1981-82-83-84 letterman...USC was 30-15-1 in his career...USC was 14th in the final AP poll in 1981, 15th in 1982 and 10th in 1984...Played in the 1982 Fiesta Bowl and 1985 Rose Bowl (he was the Rose Bowl Co-MVP)...1984 Lombardi Award runnerup...Won the 1984 Pop Warner Award (given to the most valuable senior on the Pacific Coast)...Was a 2-time All-Conference first teamer (1982-83)...Won USC's Defensive Player of the Year Award in 1983...Won USC's Defensive Player of the Game versus UCLA Award in 1984...Played in the 1984 East-West Shrine Game and 1985 Japan Bowl...Was a 2-time (1983-84) Playboy Pre-Season All-American...Was drafted in the third round of the 1985 NFL draft by the Saints and played for the Saints (1985-86), Chiefs (1987-88), Cowboys (1989-91) and Vikings (1992-95)...Also played baseball at USC (1983-84)...Born 4-4-63 in Castro Valley, Calif...After USC and NFL, became an NFL assistant and head coach (Jacksonville Jaguars)

Year	TAC	LOSS/YDS	DFL	FR	INT	YDS	AVG	TD
1981	69	11/71	3	0	0	0	0.0	0
1982	76	18/104	8	1	0	0	0.0	0
1983	99	16/119	3	2	1	0	0.0	0
1984	96	13/74	7	2	0	0	0.0	0
CAREER	340	58/368	21	5	1	0	0.0	0

DJANE BICKETT, OLB-DT-ILB, 6-5, 235, Glendale (Glendale), #80
 1984 All-American...1982-83-84 letterman...USC was 21-12-1 in his career...USC was 15th in the final AP poll in 1982 and 10th in 1984...Played in the 1985 Rose Bowl...Was the Pac-10 Defensive Player of the Year in 1984...Was a 1984 All-Conference first teamer...Won USC's Defensive Player of the Year Award in 1984...Won USC's Player of the Game versus Notre Dame Award in 1983...Won USC's Football Alumni Club Award (highest grade point average) in 1984...Played in 1985 Hula Bowl and Japan Bowl...Recipient of NCAA Post-Graduate Scholarship in 1984...Was a 1984 National Football Foundation Scholar-Athlete...Was a 1984 Academic All-American first teamer...Was drafted in the first round (fifth pick) of the 1985 NFL draft by the Colts and played for the Colts (1985-93), Seahawks (1994-95) and Panthers (1996)...Born 12-1-62 in Los Angeles, Calif.

Year	TAC	LOSS/YDS	DFL	FR	INT	YDS	AVG	TD
1981	4	0/0	0	0	0	0	0.0	0
1982	31	3/12	3	0	3	7	2.3	0
1983	105	8/31	6	1	2	41	20.5	0
1984	151	16/70	13	0	1	0	0.0	0
CAREER	291	27/113	22	1	6	48	8.0	0

USC ALL-AMERICAN BIOS

JEFF BREGEL, OG, 6-4, 280, Granada Hills (Kennedy), #79

2-time (1985-86) consensus All-American...1983-84-85-86 letterman...USC was 26-20-1 in his career...USC was 10th in the final AP poll in 1984...Played in the 1985 Rose Bowl, 1985 Aloha Bowl and 1987 Citrus Bowl...USC captain in 1986...Won the Pac-10 Morris Trophy (offense) in 1985...Was a 2-time All-Conference first teamer (1985-86)...Won USC's Player of the Game versus Notre Dame Award in 1985...Won USC's Football Alumni Club Award (highest grade point average) in 1986...Played in the 1986 East-West Shrine Game...Was a 2-time (1985-86) Playboy Pre-Season All-American...Recipient of NCAA Post-Graduate Scholarship in 1986...Was a 1986 National Football Foundation Scholar-Athlete...Was a 1986 Academic All-American first teamer...Was drafted in the second round of the 1987 NFL draft by the 49ers and played for the 49ers (1987-89)...Born 5-1-64 in Redondo Beach, Calif.

TIM McDONALD, S, 6-3, 205, Fresno (Edison), #6

2-time (1985-86) All-American (consensus in 1986)...1983-84-85-86 letterman...USC was 26-20-1 in his career...USC was 10th in the final AP poll in 1984...Played in the 1985 Rose Bowl, 1985 Aloha Bowl and 1987 Citrus Bowl...USC captain in 1986...Was a 2-time All-Conference first teamer (1985-86)...Was USC's MVP in 1985 and 1986...Played in the 1986 East-West Shrine Game...Was a 2-time (1985-86) Playboy Pre-Season All-American...Tied for USC lead in interceptions in 1985 (4)...Is tied for 13th on USC career interception list (11), including 2 intercepted fumbles...Owns USC record for longest run with intercepted fumble (99 yards versus Baylor in 1986)...Was drafted in the second round of the 1987 NFL draft by the Cardinals and played for the Cardinals (1987-92) and 49ers (1993-99)...Played in Super Bowl XXIX...Son, T.J., is a sophomore safety at USC...Born 1-6-65 in Fresno, Calif...After USC and NFL, became a high school head coach

Year	TAC	LOSS/YDS	DFL	FR	INT	YDS	AVG	TD
1983	19	0/0	0	2	0	0	0.0	0
1984	78	1/1	21	1	4	50	12.5	0
1985	102	3/20	17	1	4	13	3.3	0
1986	140	6/33	10	3	3	166	55.3	1
CAREER	339	10/54	48	7	11*	229	20.8	1

*Includes 2 intercepted fumbles

DAVE CADIGAN, OT, 6-5, 280, Newport Beach (Newport Harbor), #66

1987 consensus All-American...1985-86-87 letterman...USC was 21-15 in his career...USC was 18th in the final AP poll in 1987...Played in the 1985 Aloha Bowl, 1987 Citrus Bowl and 1988 Rose Bowl...USC captain in 1987...Was a 1987 All-Conference first teamer...Played in the 1987 East-West Shrine Game...Was drafted in the first round (eighth pick) of the 1988 NFL draft by the Jets and played for the Jets (1988-93) and Bengals (1994)...Born 4-6-65 in Boston, Mass.

ERIK AFFHOLTER, SE-PK, 6-1, 190, Agoura (Oak Park), #42

1988 All-American...1985-86-87-88 letterman...USC was 31-17 in his career...USC was 18th in the final AP poll in 1987 and seventh in 1988...Played in the 1985 Aloha Bowl, 1987 Citrus Bowl and 1988 and 1989 Rose Bowls...Was a 1988 All-Conference first teamer...Won USC's Offensive Player of the Year Award in 1988...Won USC's Offensive Player of the Game versus Notre Dame Award in 1987 and 1988...Shared USC's Offensive Player of the Game versus UCLA Award in 1987...Won USC's Howard Jones Incentive Award (greatest increase in GPA) in 1988...Played in the 1988 East-West Shrine Game and 1989 Hula Bowl...Led USC in receiving in 1987 (44 catches) and 1988 (68 catches, 11th most in USC history)...Is 13th on USC's career receiving list (123 catches)...Had 6 100-yard receiving games in his career...Was drafted in the fourth round of the 1989 NFL draft by the Redskins and played for Packers in 1991...Born 4-10-66 in Detroit, Mich...After USC and NFL, became a producer of business commercials, restaurant owner and high school assistant football coach

Year	REC	YDS	AVG	TD	FGA	FGM	PAT	ATT	PAT
1985	0	0	0.0	0	0	0	0	0	0
1986	11	136	12.4	1	0	0	0	0	0
1987	44	649	14.8	4	3	1	0	0	0
1988	68	952	14.0	8	0	0	3	2	2
CAREER	123	1737	14.1	13	3	1	3	2	2

MARK CARRIER, S, 6-1, 185, Long Beach (Long Beach Poly), #7

USC's first Thorpe Award winner in 1989...2-time (1988-89) All-American (unanimous in 1989)...1987-88-89 letterman...USC was 27-8-1 in his career...USC was 18th in the final AP poll in 1987, seventh in 1988 and eighth in 1989...Played in the 1987 Citrus Bowl and the 1988, 1989 and 1990 Rose Bowls...Was a 2-time All-Conference first teamer (1988-89)...Won USC's Defensive Player of the Game versus Notre Dame Award in 1989...Won USC's Defensive Player of the Game versus UCLA Award in 1987 and 1989...Was a 1989 Playboy Pre-Season All-American...Led USC in interceptions in 1989 (7)...Led the Pac-10 in interceptions in 1989 (0.64)...Is tied for sixth on USC's career interception list (13)...Nickname was Aircraft...Was drafted in the first round (sixth pick) of the 1990 NFL draft (as a junior) by the Bears and played for the Bears (1990-96), Lions (1997-99) and Redskins (2000)...Inducted into the USC Athletic Hall of Fame in 2007...Born 4-28-68 in Lake Charles, La...After USC and NFL, became a radio sports commentator and a college and pro football assistant coach (Arizona State, Baltimore Ravens, New York Jets)

Year	TAC	LOSS/YDS	DFL	FR	INT	YDS	AVG	TD
1987	115	3/9	7	3	4	54	13.5	0
1988	114	0/0	17	0	2	23	11.5	0
1989	107	8/12	3	1	7	58	8.3	0
CAREER	336	11/21	27	4	13	135	10.4	0

RODNEY PEETE, QB, 6-2, 195, Green Bay, WI (Shawnee Mission South, Mission, KS), #16

1988 All-American...1985-86-87-88 letterman...USC was 31-17 in his career...USC was 18th in the final AP poll in 1987 and seventh in 1988...Played in the 1985 Aloha Bowl, 1987 Citrus Bowl and 1988 and 1989 Rose Bowls (he threw 2 TD passes in the 1988 game and ran for 2 TDs in the 1989 game)...USC captain in 1988...Was the 1988 Heisman Trophy runnerup...Won the 1988 Johnny Unitas Golden Arm Award (given to the nation's top senior quarterback)...Won the 1988 Pop Warner Award (given to the most valuable senior on the Pacific Coast)...Was the 1988 Pac-10 Offensive Player of the Year...Was a 1988 All-Conference first teamer...Was USC's MVP in 1987 and 1988...Won USC's Offensive Player of the Year Award in 1986 and 1987...Won USC's Offensive Player of the Game versus UCLA Award in 1986, 1987 and 1988...Played in the 1988 East-West Shrine Game and 1989 Hula Bowl...USC's passing leader in 1986 (160 completions, 20th in USC history), 1987 (197 completions, 14th in USC history) and 1988 (223 completions, ninth in USC history)...USC's total offense leader in 1986 (2262 yards, 17th in USC history), 1987 (2854 yards, 10th in USC history) and 1988 (2880 yards, ninth in USC history)...Is fourth on USC's career passing list (630 completions)...Set 2 USC career passing records and 1 single game passing record...Had 19 200-yard passing games in his career...Is third on USC's career total offense list (8540 yards)...Set 2 USC career total offense records...Nickname was Sweet Peete...Was drafted in the sixth round of the 1989 NFL draft by the Lions and played for the Lions (1989-93), Cowboys (1994), Eagles (1995-98), Redskins (1999), Raiders (2000-01) and Panthers (2002-04)...Played in Super Bowl XXXVIII...Also played baseball at USC (1985-87-88)...Inducted into USC Athletic Hall of Fame in 2009...Born 3-16-66 in Mesa, Ariz...After USC and NFL, became a TV sports talk show host

Year	PA	PC	PI	PCT	YDS	TD	TCB	YDS	AVG	TD
1985	85	50	3	.588	566	5	49	78	1.6	1
1986	305	160	15	.525	2138	10	103	124	1.2	3
1987	332	197	12	.593	2709	21	70	145	2.1	3
1988	359	223	12	.621	2812	18	68	68	1.0	5
CAREER	1081	630	42	.583	8225	54	290	415	1.4	12

TIM RYAN, DT, 6-5, 260, San Jose (Oak Grove), #99

2-time (1988-89) All-American (consensus in 1989)...1986-87-88-89 letterman...USC was 34-13-1 in his career...USC was 18th in the final AP poll in 1987, seventh in 1988 and eighth in 1989...Played in the 1987 Citrus Bowl and 1988, 1989 and 1990 Rose Bowls...USC captain in 1989...Was the 1989 Lombardi Award runnerup...Won the 1989 Pop Warner Award (given to the most valuable senior on the Pacific Coast)...Was a 2-time All-Conference first teamer (1988-89)...Won USC's Defensive Player of the Game versus Notre Dame Award in 1987...Shared USC's Defensive Player of the Game versus UCLA Award in 1988...Played in the 1990 Hula Bowl...Was a 1989 Playboy Pre-Season All-American...Was a 5-time Junior Olympics boxing champion as a youth...Was drafted in the third round of the 1990 NFL draft by the Bears and played with the Bears (1990-93)...Born 9-8-67 in Memphis, Tenn...After USC and NFL, became a building maintenance company owner, then was part of the radio broadcast team on USC football games (1998-2001) and a NFL analyst on TV

Year	TAC	LOSS/YDS	DFL	FR	INT	YDS	AVG	TD
1986	102	3/24	4	0	1	5	5.0	0
1987	109	11/56	6	4	1	8	8.0	0
1988	75	13/55	8	1	0	0	0.0	0
1989	103	28/127	1	1	0	0	0.0	0
CAREER	389	55/262	19	6	2	13	6.5	0

CLEVELAND COLTER, S, 6-1, 195, Tempe, AZ (McClintock), #8

1988 All-American...1986-87-88-89 letterman...USC was 34-13-1 in his career...USC was 18th in the final AP poll in 1987, seventh in 1988 and eighth in 1989...Played in the 1987 Citrus Bowl and 1988, 1989 and 1990 Rose Bowls...1988 All-Conference first teamer...Played in the 1989 East-West Shrine Game...Led USC in interceptions in 1987 (6)...Is tied for 17th on USC's career interception list (10)...Nickname was Cadillac...Born 7-15-68 in Tucson, Ariz.

Year	TAC	LOSS/YDS	DFL	FR	INT	YDS	AVG	TD	KOR	YDS	AVG	TD
1986	33	0/0	3	0	1	1	1.0	0	8	168	21.0	0
1987	100	5/13	13	1	6	114	19.0	1	15	291	19.4	0
1988	81	0/0	12	1	3	58	19.3	1	0	0	0.0	0
1989	89	1/3	6	0	0	0	0.0	0	0	0	0.0	0
CAREER	303	6/16	34	2	10	173	17.3	2	23	459	20.0	0

Year	PR	YDS	AVG	TD
1986	0	0	0.0	0
1987	0	0	0.0	0
1988	13	52	4.0	0
1989	4	-4	-1.3	0
CAREER	17	48	2.8	0

JUNIOR SEAU, OLB, 6-3, 245, Oceanside (Oceanside), #55

1989 All-American...1988-89 letterman...USC was 19-4-1 in his career...USC was seventh in the final AP poll in 1988 and eighth in 1989...Played in the 1989 and 1990 Rose Bowls...Was the 1989 Pac-10 Defensive Player of the Year...Was a 1989 All-Conference first teamer...Was USC's MVP in 1989...Won USC's Defensive Player of the Year Award in 1989...Was drafted in the first round (fifth pick) of the 1990 NFL draft (as a junior) by the Chargers and played for the Chargers (1990-2002), Dolphins (2003-05) and Patriots (2006-09)...Played in Super Bowl XXIX and XLIII...Inducted into USC Athletic Hall of Fame in 2009...Born 1-19-69 in San Diego, Calif...Is a restaurant owner

Year TAC LOSS/YDS DFL FR INT YDS AVG TD
1988 35 6/40 2 2 0 0 0.0 0
1989 72 27/148 12 2 1 21 21.0 0
CAREER 107 33/188 14 4 1 21 21.0 0

MARK TUCKER, OG, 6-3, 270, Los Angeles (Banning), #75

1989 All-American...1987-88-89-90 letterman...USC was 35-12-2 in his career...USC was 18th in the final AP poll in 1987, seventh in 1988, eighth in 1989 and 20th in 1990...Played in the 1988, 1989 and 1990 Rose Bowls and the 1990 John Hancock Bowl...Was a 2-time All-Conference first teamer (1988-90)...Played in the 1991 Hula Bowl...Was drafted in the seventh round of the 1991 NFL draft by the Falcons and played for the Cardinals (1993-94), and also played in Arena Football...Born 4-29-68 in Spokane, Wash.

SCOTT ROSS, ILB, 6-2, 235, El Toro (El Toro), #35

1990 All-American...1987-88-89-90 letterman...USC was 35-12-2 in his career...USC was 18th in the final AP poll in 1987, seventh in 1988, eighth in 1989 and 20th in 1990...Played in the 1988, 1989 and 1990 Rose Bowls and the 1990 John Hancock Bowl...Was a 3-time All-Conference first teamer (1988-89-90)...Was USC's MVP in 1990...Won USC's Defensive Player of the Year Award in 1990...Won USC's Davis-Teschke Award (Most Inspirational Player) in 1990...Won USC's Defensive Player of the Game versus Notre Dame Award in 1988 and 1990...Played in the 1990 East-West Shrine Game and 1991 Hula Bowl...Was drafted in the 11th round of the 1991 NFL draft by the Saints and played for the Saints (1991)...Born 12-7-68 in Sacramento, Calif.

Year TAC LOSS/YDS DFL FR INT YDS AVG TD
1987 66 3/4 3 0 0 0 0.0 0
1988 137 12/28 3 4 0 0 0.0 0
1989 98 5/11 3 0 1 11 11.0 0
1990 81 7/19 7 1 2 9 4.5 0
CAREER 382 27/62 16 5 3 20 6.7 0

CURTIS CONWAY, FL-QB, 6-2, 180, Los Angeles (Hawthorne), #3

1992 All-American...1990-91-92 letterman...USC went 17-17-2 in his career...Played in the 1990 John Hancock Bowl and 1992 Freedom Bowl...USC was 20th in the final AP poll in 1990...Was a 2-time All-Conference first teamer (1991-92)...Was USC's MVP in 1991 and 1992...Won USC's Offensive Player of the Year Award in 1992...USC's co-leader in receiving in 1992 (49 catches)...USC's leader in punt returns in 1990 (161 yards), 1991 (172 yards) and 1992 (346 yards)...USC's leader in kickoff returns in 1990 (555 yards), 1991 (493 yards) and 1992 (675 yards)...Is third on USC's career punt return list (679 yards)...Is first on USC's career kickoff return list (1723 yards)...Owns 2 USC career kickoff return records...Owns USC record for longest punt return (96 yards versus Oregon in 1992)...Had 2 100-yard receiving games in his career...Nickname was Comet...Also was a sprinter for USC's track team (1991-92)...Was drafted in the first round (seventh pick) of the 1993 NFL draft (as a junior) by the Bears and played for the Bears (1993-99), Chargers (2000-02), Jets (2003) and 49ers (2004)...Born 1-13-71 in Los Angeles, Calif...After USC and NFL, became a sports radio announcer

Year REC YDS AVG TD PR YDS AVG TD KOR YDS AVG TD
1990 1 0 0.0 0 12 161 13.4 1 26 555 21.4 0
1991 21 240 11.4 1 24 172 7.2 0 20 493 24.7 0
1992 49 764 15.6 5 31 346 11.2 1 27 675 25.0 1
CAREER 71 1004 14.2 6 67 679 10.2 2 73 1723 23.6 1

Year PA PC PI PCT YDS TD TCB YDS AVG TD
1990 1 1 0 1.000 9 1 4 21 5.3 0
1991 2 1 1 .500 10 0 18 29 1.6 1
1992 2 2 0 1.000 80 1 6 37 6.2 1
CAREER 5 4 1 .800 99 2 28 87 3.1 2

TONY BOSELLI, OT, 6-8, 305, Boulder, CO (Fairview), #71

2-time (1992-94) All-American (consensus in 1994)...1991-92-93-94 letterman...USC was 25-21-2 in his career...USC was 13th in the final AP poll in 1994...Played in the 1992 and 1993 Freedom Bowls and 1995 Cotton Bowl...USC captain in 1994...Won the Pac-10 Morris Trophy (offense) in 1994...Was a 3-time All-Conference first teamer (1991-92-94)...Was USC's MVP in 1994...Won USC's Offensive Player of the Year Award in 1991...Won USC's Gloomy Gus Henderson Award (most minutes played) in 1991...Won USC's Howard Jones/Football Alumni Club Academic Award (highest grade point average) in 1994...Was a 3-time (1992-93-94) Playboy Pre-Season All-American (the first from any school)...Was a 1994 National Football Foundation Scholar-Athlete...Was drafted in the first round (second pick) of the 1995 NFL draft by the Jaguars and played for the Jaguars (1995-2001) and Texans (2002)...Born 4-17-72 in Modesto, Calif...After USC and the NFL, became a sports radio talk show host and game analyst

JOHNNIE MORTON, WR-SE, 6-0, 190, Torrance (South), #80

1993 consensus All-American...1990-91-92-93 letterman...USC went 25-22-2 in his career...USC was 20th in the final AP poll in 1990...Played in the 1990 John Hancock Bowl and 1992 and 1993 Freedom Bowls...Won the 1993 Pop Warner Award (given to the most valuable senior on the Pacific Coast)...Was a 1993 All-Conference first teamer...Was USC's MVP in 1993...Played in the 1993 East-West Shrine Game and 1994 Hula Bowl...Led USC in receiving in 1991 (49 catches), 1992 (49 catches) and 1993 (88 catches, fourth in USC history)...Led the Pac-10 in receptions (6.5 average) and receiving yards (114.4 average) in 1993...Led USC in scoring in 1993 (86 points)...Is fourth on USC's career receiving list (201 catches)...Set 2 USC career receiving records and 3 USC season receiving records and 2 USC single game receiving records...Had 13 100-yard receiving games in his career...Was drafted in the first round of the 1994 NFL draft by the Lions and played for the Lions (1994-2001), Chiefs (2002-04) and 49ers (2005)...Brother, Chad, was a tailback/defensive back for USC (1996-99) who played in the NFL...Born 10-7-71 in Inglewood, Calif.

Year REC YDS AVG TD 2XP KOR YDS AVG TD
1990 15 263 17.5 3 0 5 100 20.0 0
1991 49 662 13.5 0 0 4 59 14.8 0
1992 49 756 15.4 6 0 0 0 0.0 0
1993 88 1520 17.3 14 1 0 0 0.0 0
CAREER 201 3201 15.9 23 1 9 159 17.7 0

KEYSHAWN JOHNSON, WR, 6-4, 210, Los Angeles (Dorsey/West Los Angeles CC), #3

1995 unanimous All-American...1994-95 letterman...USC was 17-5-2 in his career...USC was 13th in the final AP poll in 1994 and 12th in 1995...Played in the 1995 Cotton Bowl (he was the Cotton Bowl Offensive MVP, catching 8 passes for a game record 222 yards and a game record 3 TDs) and 1996 Rose Bowl (he was the Rose Bowl MVP, catching 12 passes for a game record 216 yards and 1 TD)...Was seventh in the 1995 Heisman Trophy voting...Won the 1995 Pop Warner Award (given to the most valuable senior on the Pacific Coast)...Was the 1995 Pac-10 Offensive Player of the Year...Was a 2-time All-Conference first teamer (1994-95)...Was USC's MVP in 1995...Won USC's Player of the Game versus UCLA Award in 1995...Was a 1995 Playboy Pre-Season All-American...Led USC in receiving in 1994 (66 catches, tied for 12th in USC history) and 1995 (102 catches, most in USC history)...Led the Pac-10 in receptions (8.2 average) in 1995...Led the Pac-10 in receiving yards in 1994 (114.0 average) and 1995 (110.7 average)...Led USC in scoring in 1995 (42 points)...Is seventh on USC's career receiving list (168 catches)...Set 2 USC career receiving records, 2 USC season receiving records and 1 USC single game record...Had 17 100-yard receiving games and 12 8-reception games in his career...Inducted into the Cotton Bowl Hall of Fame in 2007...Was chosen by the Jets as the No. 1 pick of the 1996 NFL draft and played for the Jets (1996-99), Buccaneers (2000-03), Cowboys (2004-05) and Panthers (2006)...Played in Super Bowl XXXVII...Born 7-22-72 in Los Angeles, Calif...Is a land developer and NFL analyst on TV

Year REC YDS AVG TD KOR YDS AVG TD
1994 66 1362 20.6 9 1 22 22.0 0
1995 102 1434 14.1 7 1 17 17.0 0
CAREER 168 2796 16.6 16 2 39 19.5 0

CHRIS CLAIBORNE, LB, 6-3, 250, Riverside (J.W. North), #55

USC's first Butkus Award winner in 1998...1998 unanimous All-American...1996-97-98 letterman...USC was 20-16 in his career...Played in the 1998 Sun Bowl...USC captain in 1998...Was 1998 Pac-10 Defensive Player of the Year...Was a 2-time All-Conference first teamer (1997-98)...Was USC's MVP in 1998...Led USC in interceptions in 1998 (6)...Was drafted in the first round (ninth pick) of the 1999 NFL draft (as a junior) by the Lions and played for the Lions (1999-2002), Vikings (2003-04), Rams (2005) and Giants (2006)...Born 7-26-78 in Oceanside, Calif.

Year TAC LOSS/YDS DFL FR INT YDS AVG TD
1996 116 4/8 7 1 2 34 17.0 0
1997 76 16/84 0 1 0 0 0.0 0
1998 120 7/23 16 0 6 159 26.5 2
CAREER 312 27/115 23 2 8 193 24.1 2

TROY POLAMALU, S, 5-10, 215, Tenmile, OR (Douglas), #43

2-time (2001-02) All-American...1999-2000-01-02 letterman...USC was 28-21 in his career...USC was fourth in the final AP poll in 2002...Played in the 2001 Las Vegas Bowl and 2003 Orange Bowl...USC captain in 2001 and 2002...Was a 2002 Thorpe Award finalist...Was 2-time All-Conference first teamer (2001-02)...Was USC's MVP in 2001 and Most Inspirational Player in 2002...Was a 2002 Playboy Pre-Season All-American...Led USC in tackles (118) and interceptions (3) in 2001...Led USC in interceptions (2) and deflections (7) in 2000...Was drafted in the first round (16th pick) of the 2003 NFL draft by the Steelers and played for the Steelers (2003-09)...Played in Super Bowls XL and XLIII...Uncle, Kennedy Pola, was a USC football player (1982-85) and assistant coach (2000-03)...Born 4-19-81 in Garden Grove, Calif.

Year TAC LOSS/YDS DFL FR INT YDS AVG TD
1999 12 2/28 2* 0 0 0 0.0 0
2000 83 5/10 7 1 2 43 21.5 1
2001 118 13/24 9** 1 3 116 38.7 2
2002 68 9/44 4 0 1 33 33.0 0
CAREER 281 29/106 17*** 2 6 192 32.0 3

*Includes 1 blocked punt
**Includes 3 blocked punts
***Includes 4 blocked punts

USC ALL-AMERICAN BIOS

CARSON PALMER, QB, 6-6, 230, Laguna Niguel (Santa Margarita), #3

USC's fifth Heisman Trophy winner (2002)...2002 All-American...1998-2000-01-02 letterman...USC was 36-26 in his career...USC was fourth in the final AP poll in 2002...Played in the 1998 Sun Bowl, 2001 Las Vegas Bowl and 2003 Orange Bowl (he was MVP, throwing for 303 yards)...USC captain in 2002...Set or tied 33 Pac-10 and USC total offense and passing records...Won the 2002 Johnny Unitas Golden Arm Award (given to the nation's top senior quarterback)...Won the 2002 Pop Warner Award (given to the most valuable senior on the Pacific Coast)...Also was The Sporting News National Player of the Year, as well as a finalist for the Walter Camp Player of the Year Award and Archie Griffin Trophy...Was the 2002 Pac-10 Co-Offensive Player of the Year...Was a 2002 All-Conference first teamer...Was USC's MVP in 2002...Won USC's Player of the Game versus UCLA Award in 2000 and 2002...Played in the 2003 Senior Bowl...USC's passing leader in 1998 (130 completions), 2000 (228 completions, eighth in USC history), 2001 (221 completions, 10th in USC history) and 2002 (309 completions, first in USC history)...USC's total offense leader in 1998 (1639 yards), 2000 (2919 yards, eighth in USC history), 2001 (2751 yards, 11th in USC history) and 2002 (3820 yards, second in USC history)...First on USC's career passing list (927 completions)...Finished career fourth in NCAA passing yards (11388) and eighth in total offense (11093)... Had a Pac-10 record 31 200-yard passing games in his career...Is first on Pac-10's career total offense list (11621) and passing yardage list (11818)...Was chosen by the Bengals as the No. 1 pick of the 2003 NFL draft and played for the Bengals (2003-09)...Inducted into USC Athletic Hall of Fame in 2003...Born 12-27-79 in Fresno, Calif.

Year	PA	PC	PI	PCT	YDS	TD	TCB	YDS	AVG	TD
1998	235	130	6	.553	1755	7	47	-116	-2.5	1
1999	53	39	3	.736	490	3	7	2	0.3	1
2000	415	228	18	.549	2914	16	63	5	0.1	2
2001	377	221	12	.586	2717	13	88	34	0.4	1
2002	489	309	10	.632	3942	33	50	-122	-2.4	4
CAREER	1569	927	49	.591	11818	72	255	-197	-0.8	9

MIKE WILLIAMS, WR, 6-5, 230, Tampa, FL (Plant), #1

2003 consensus All-American...2002-03 letterman...USC was 23-3 in his career...Was a member of USC's 2003 national championship team...USC was fourth in the final AP poll in 2002...Played in the 2003 Orange Bowl and 2004 Rose Bowl...Was eighth in the 2003 Heisman Trophy voting and was a finalist for the 2003 Biletnikoff Award...Was the CBS.Sportsline.com National Player of the Year in 2003...Was a 2003 All-Conference first teamer...Won USC's Player of the Game versus UCLA Award in 2003...Was a 2003 Playboy Pre-Season All-American...Was a Freshman All-American first teamer and the Pac-10 Freshman of the Year in 2002...Set USC records for touchdown receptions in a career (30), season (16 in 2003) and game (3, which he did 3 times)...In 2002, he set NCAA freshman season records for receiving yards (1,265) and TD catches (14), the Pac-10 freshman mark for catches (81) and the USC freshman game record for catches (13)...Led USC in receiving in 2003 (81 catches, fifth in USC history) and 2004 (95 catches, second in USC history)...Was sixth nationally in receptions (7.3, second in Pac-10) and 10th in receiving yards (101.1) in 2003...Is sixth on USC's career receptions list (176 catches)...Had 12 100-yard receiving games and 10 8-receptions games in his career...Sat out the 2004 season while ruled ineligible by the NCAA for signing with an agent...Was drafted in the first round of the 2005 draft by the Lions and played for the Lions (2005-06), Raiders (2007) and Titans (2007)...Born 1-4-84

Year	REC	YDS	AVG	TD	TCB	YDS	AVG	TD	PA	PC	PI	PCT	YDS	TD
2002	81	1265	15.6	14	2	9	4.5	0	1	1	0	1.000	19	0
2003	95	1314	13.8	16	3	26	8.7	0	2	2	0	1.000	38	1
CAREER	176	2579	14.7	55	5	35	7.0	0	3	3	0	1.000	57	1

JACOB ROGERS, OT, 6-6, 305, Oxnard (Oxnard), #77

2003 consensus All-American...2000-01-02-03 letterman...USC was 34-16 in his career...Was a member of USC's 2003 national championship team...USC was fourth in the final AP poll in 2002...Played in the 2001 Las Vegas Bowl, 2003 Orange Bowl and 2004 Rose Bowl...Won the Pac-10 Morris Trophy (offense) in 2003...Was a 2-time All-Conference first teamer (2002-03)...Was USC's Offensive Lineman of the Year in 2001 and 2003...Played in the 2004 Senior Bowl...Was drafted in the second round of the 2004 draft by the Cowboys and played for the Cowboys (2004-05)...Born 8-17-81

KENECHI UDEZE, DE, 6-4, 285, Los Angeles (Verbum Dei), #94

2003 consensus All-American...2001-02-03 letterman...USC was 29-9 in his career...Was a member of USC's 2003 national championship team...USC was fourth in the final AP poll in 2002...Played in the 2001 Las Vegas Bowl, 2003 Orange Bowl and 2004 Rose Bowl...Pigskin Club of Washington D.C. National Defensive Player of the Year in 2003...Finalist for the Hendricks Award in 2003...Was a 2003 All-Conference first teamer...Was USC's Defensive Lineman of the Year in 2002 and 2003...Was tied for first nationally in sacks (1.3), was fourth in tackles for a loss (2.0, first in Pac-10) and tied for ninth in forced fumbles (0.4) in 2003...His 6 forced fumbles in 2002 was a USC season record...Was drafted in the first round (20th pick) of the 2004 draft by the Vikings (as a junior) and played for the Vikings (2004-08)...Born 3-5-83...After USC and NFL, became an assistant strength coach at Washington

Year	TAC	LOSS/YDS	DFL	FR	INT	YDS	AVG	TD
2001	35	9/43	1	1	0	0	0.0	0
2002	44	16/65	2#	1	1	0	0.0	0
2003	56	26/137	3#	1%	0	0	0.0	0
CAREER	135	51/245	6##	3%	1	0	0.0	0

#Includes 1 blocked field goal

##Includes 2 blocked field goals

%Includes 1 fumble recovered for a touchdown

TOM MALONE, P, 6-0, 190, Lake Elsinore (Temescal Canyon), #14

USC's first All-American punter...2003 All-American...2002-03-04-05 letterman...USC was 48-4 in his career...Was a member of USC's 2003 and 2004 national championship teams...USC was fourth in the final AP poll in 2002 and second in 2005...Played in the 2003 Orange Bowl, 2004 Rose Bowl, 2005 Orange Bowl and 2006 Rose Bowl...Was a 2003 and 2004 All-Conference first teamer...Was a 2004 and 2005 Playboy Pre-Season All-American...Set the USC season record for punting average (49.0) in 2003 (he would have led the nation in punting, but was 5 punts shy of qualifying)...His 44.0 career punting average was just shy of the USC record of 44.1...56 of his 185 career punts traveled 50 yards and 95 pinned foes within the 20-yard line...Played in 2006 East-West Shrine Game...Born 3-29-84

Year	P	YDS	AVG
2002	62	2609	42.1
2003	42	2060	49.0
2004	49	2144	43.8
2005	32	1335	41.7
CAREER	185	8148	44.0

MATT LEINART, QB, 6-5, 225, Santa Ana (Mater Dei), #11

USC's sixth Heisman Trophy winner (2004)...USC's second 3-time (2003-04-05) All-American, including consensus in 2004...2002-03-04-05 letterman...USC was 48-4 in his career, including 37-2 when he started...Was a member of USC's 2003 and 2004 national championship teams...USC was fourth in the final AP poll in 2002 and second in 2005...Played on USC's 2003 Orange Bowl, 2004 Rose Bowl (he was MVP), 2005 Orange Bowl (he was MVP) and 2006 Rose Bowl teams...USC captain in 2004 and 2005...Was sixth in the 2003 Heisman Trophy voting and third in 2005...Named 2003 Pac-10 Offensive Player of the Year (only second sophomore so honored, along with Stanford's John Elway)and 2004 Pac-10 Co-Offensive Player of the Year (just the fourth player, and only the second quarterback, to win that honor twice)...Won the Touchdown Club of Columbus' Archie Griffin Award in 2003 and 2004...Was a 2003, 2004 and 2005 All-Conference first teamer (just the second quarterback to do so)...Won USC's Player of the Game versus Notre Dame Award in 2003 and 2004...In 2004, won Walter Camp Player of the Year Award, AP Player of the Year, Manning Award and Victor Award College Football Player of the Year...Was a finalist for the 2004 and 2005 Sullivan Award...Was a 2004 and 2005 Playboy Pre-Season All-American...In 2005, won Johnny Unitas Golden Arm Award (top senior quarterback), Touchdown Club of Columbus' Quarterback of the Year Award and Pop Warner Award (top senior on West Coast), as well as The Sporting News Sportsman of the Year and Southern California Sportsman of the Year...Was finalist for 2005 Davey O'Brien Award, Maxwell Award, Walter Camp Award and Manning Award...Was third nationally in passing efficiency (164.5, first in Pac-10) in 2003...Set Pac-10 season records for TD passes (38) and consecutive passes without an interception (212) in 2003...Set USC season passing efficiency rating record (164.5) in 2003...USC's leader in 2003 in passing (255 completions, sixth in USC history) and total offense (3,494 yards, third in USC history) in 2003...Was seventh nationally in passing efficiency (156.5, first in Pac-10) in 2004...USC's leader in 2004 in passing (269 completions, tied for fourth in USC history) and total offense (3,278 yards, sixth in USC history)...Was eighth nationally in passing efficiency (157.7) in 2005...Was USC's leader in 2005 in passing (283 completions, third in USC history) and total offense (school record 3,851 yards)...Set 16 USC record, including 11 Pac-10 and 2 NCAA marks...Is second on USC's career passing (807 completions, 10,693 yards) and total offense charts (10,623 yards)...His career completion percentage (64.8%) and TD passes (99) were Pac-10 records and his career interception percentage (1.85%) was a NCAA record...Had 12 300-yard passing games (a USC record) and 36 200-yard passing games (a Pac-10 record)...Was drafted in first round of the 2006 draft by the Cardinals and played for the Cardinals (2006-09)...Played in Super Bowl XLIII...Inducted into the USC Athletic Hall of Fame in 2007...Born 5-11-83 in Anaheim Hills, Calif.

Year	PA	PC	PI	PCT	YDS	TD	TCB	YDS	AVG	TD	REC	YDS	AVG	TD
2003	402	255	9	.634	3556	38	32	-62	-1.9	0	1	15	15.0	1
2004	412	269	6	.653	3322	33	49	-44	-0.9	3	0	0	0.0	0
2005	431	283	8	.657	3815	28	45	34	0.8	6	1	11	11.0	0
CAREER	1245	807	23	.648	10693	99	126	-72	-0.6	9	2	26	13.0	1

REGGIE BUSH, TB, 6-0, 200, Spring Valley (Helix), #5

USC's seventh Heisman Trophy winner (2005)...2-time All-American (unanimous in 2005 and consensus in 2004)...2003-04-05 letterman...His participation in the last 2 games of 2004 and all of 2005 was later vacated because of an NCAA penalty...Was a member of USC's 2003 and 2004 national championship teams...USC was second in the final AP poll in 2005...Played in the 2004 Rose Bowl, 2005 Orange Bowl and 2006 Rose Bowl...Was fifth in the 2004 Heisman Trophy voting...Was 2004 College Player of the Year by the Touchdown Club of Columbus...Was 2004 Pac-10 Co-Offensive Player of the Year and All-Conference first teamer...USC's 2004 team MVP and Co-Player of the Game versus UCLA...Won USC's Jack Oakie "Rise and Shine" Award in 2003 and 2004...In 2005, won AP Player of the Year Award, Walter Camp Player of the Year Award, The Sporting News Player of the Year Award, Touchdown Club of Columbus Player of the Year Award, The Pigskin Club of Washington D.C. Offensive Player of the Year Award and Doak Walker Award (as nation's top running back, USC's first recipient)...Also was 2005 Pac-10 Offensive Player of the Year...Was a finalist for 2005 Maxwell Award and Sullivan Award, and runnerup for AP Male Athlete of the Year Award...Was USC's 2005 team MVP, Player of the Game versus Notre Dame and Co-Player of the Game versus UCLA...Was a 2005 Playboy Pre-Season All-American...Was a Freshman All-American first teamer in 2003...In 2005, was first nationally in all-purpose running (222.3), fourth in rushing (133.9, second in Pac-10) and 20th in scoring (8.8)...USC's 2005 leader in rushing (1,740 yards, sixth best in USC history) and all-purpose running (a Pac-10 record 2,890 yards)...Averaged a Pac-10 record 8.7 yards per carry in 2005...His 19 TDs in 2005 averaged 31.6 yards each...Had 554 rushing yards in consecutive games in 2005 (Fresno State and UCLA)...In 2004, was fifth nationally in all-purpose running (179.2, first in Pac-10) and ninth in punt

returns (15.7, first in Pac-10)...Was 10th nationally in kickoff returns (27.3, first in Pac-10) in 2003...Is second on USC's career kickoff return yardage list (1,523 yards), fifth on USC's career punt return yardage chart (559 yards), seventh on USC's career rushing list (3,169 yards), tied for 20th on USC's pass catching list (95 receptions) and 19th on USC's career total offense ladder (3,221 yards)...Had 11 100-yard rushing games (including twice with at least 260 yards)...Averaged an NCAA-10 record 7.3 yards per carry in his career...Had 6,617 all-purpose yards in his career, including a Pac-10 record 513 yards against Fresno State in 2005 (second in NCAA history)...Had 99 plays of 20-plus yards in his career...First Trojan to win Pac-10 titles in both both punt returns (2004) and kickoff returns (2003); also first Trojan to win Pac-10 crown in all-purpose yards (2004 and 2005)...Produced touchdowns via rushing, receiving, kickoff returning, punt returning and passing in his career...Nickname is The President...Was drafted in first round (second pick) of the 2006 draft by the Saints and played for the Saints (2006-09)...Played in Super Bowl XLIV...Born 3-2-85

Year	TCB	YDS	AVG TD	LG	REC	YDS	AVG TD	LG		
2003	90	521	5.8	3	58	15	314	20.9	4	60
2004*	143	908	6.3	6	81	43	509	11.8	7	69
2005*	200	1740	8.7	16	76	37	478	12.9	2	43
CAREER*	433	3169	7.3	25	81	95	1301	13.7	13	69

Year	KOR	YDS	AVG TD	LG	PR	YDS	AVG TD	LG		
2003	18	492	27.3	1	96	2	4	2.0	0	4
2004*	21	537	25.6	0	84	24	376	15.7	2	65
2005*	28	493	17.6	0	30	18	179	9.9	1	84
CAREER*	67	1523	22.7	1	96	44	559	12.7	3	84

Year	PA	PC	PI	PCT	YDS	TD	LG
2004*	1	1	0	1.000	52	1	52
2005*	2	0	0	.000	0	0	0
CAREER*	3	1	0	.333	52	1	52

*Participation in last 2 games of 2004 and all of 2005 later vacated due to NCAA penalty

SHAUN CODY, DT-DE, 6-4, 295, Hacienda Heights (Los Altos), #84

2004 consensus All-American...2001-02-03-04 letterman...USC was 42-9 in his career...Was a member of USC's 2003 and 2004 national championship teams...Played in the 2001 Las Vegas Bowl, 2003 Orange Bowl, 2004 Rose Bowl and 2005 Orange Bowl...Was a finalist for the 2004 Lombardi Award and Hendricks Award...USC captain in 2004...Was 2004 Pac-10 Co-Defensive Player of the Year...Was USC's Co-Defensive Lineman of the Year in 2004...Played in the 2005 Senior Bowl...Was a 2004 PlayBoy Pre-Season All-American...Made All-Conference first team in 2003...Was a 2001 Freshman All-American first teamer...4-year starter with 130 career tackles, including 31.5 for loss and 21 sacks, and 5 blocked field goals...Was drafted in second round of the 2005 draft by the Lions and played for the Lions (2005-08 and Texans (2009))...Born 1-22-83.

Year	TAC	LS/YDS	DFL	FR	KOR	YDS	AVG TD	LG	
2001	39	7/33	0	1	1	22	22.0	0	22
2002	20	1/1	2#	1	0	0	0.0	0	0
2003	26	10.5/55	4##	0	0	0	0.0	0	0
2004	45	13/96	4#	0	0	0	0.0	0	0
CAREER	130	31.5/185	10*	2	1	22	22.0	0	22

#Includes 1 blocked field goal
##Includes 3 blocked field goals
*Includes 5 blocked field goals

MATT GROOTGOED, LB, 5-11, 215, Huntington Beach (Mater Dei), #6

2004 consensus All-American...2001-02-03-04 letterman...USC was 42-9 in his career...Was a member of USC's 2003 and 2004 national championship teams...Played in the 2001 Las Vegas Bowl, 2003 Orange Bowl, 2004 Rose Bowl and 2005 Orange Bowl...Was a finalist for the 2004 Butkus Award...USC captain in 2004...Won USC's 2004 Co-Most Inspirational Player Award...Made All-Conference first team in 2002 and 2004...Played in 2005 Hula Bowl...Was a 4-year starter with 222 tackles, 41.5 tackles for loss and 6 interceptions in career...He played in the NFL for the Lions (2005), then in the CFL...Born 5-6-82

Year	TAC	LS/YDS	DFL	FR	INT	YDS	AVG TD	LG	
2001	32	8/13	2	1	0	0	0.0	0	0
2002	81	16.5/81	4	1	1	49	49.0	0	49
2003	41	4.5/24	1	1	0	0	0.0	0	0
2004	68	12.5/46	4	2	5	107	21.4	0	57
CAREER	222	41.5/140	11	5	6	156	26.0	0	57

MIKE PATTERSON, DT, 6-0, 290, Los Alamitos (Los Alamitos), #99

2004 All-American...2001-02-03-04 letterman...USC was 42-9 in his career...Was a member of USC's 2003 and 2004 national championship teams...Played in the 2001 Las Vegas Bowl, 2003 Orange Bowl, 2004 Rose Bowl and 2005 Orange Bowl...Was USC's 2004 Co-Defensive Lineman of the Year...Was a 2-time All-Conference first teamer (2003-04)...Played in 2005 Senior Bowl...Was a 3-year starter with 146 tackles, 46 tackles for loss, 21.5 sacks and 13 fumble recoveries in his career...Was drafted in the first round of the 2005 draft by the Eagles and played for the Eagles (2005-09)...Born 9-1-83

Year	TAC	LS/YDS	DFL	FR
2001	9	5/34	0	2
2002	37	11.5/38	1	4
2003	55	13.5/61	0	3#
2004	45	16/80	2	4
CAREER	146	46/213	3	13

#Includes 1 fumble returned for a touchdown

LOFA TATUPU, LB, 6-0, 225, Plainville, MA (King Philip Regional/Maine), #58

2004 All-American...2003-04 letterman...USC was 25-1 in his career...Was a member of USC's 2003 and 2004 national championship teams...Played in the 2004 Rose Bowl and 2005 Orange Bowl...Made All-Conference first team in 2004...Won USC's 2004 Co-Most Inspiration Player Award and Bob Chandler Award and 2003 John McKay Award...Started at Maine in 2001, then transferred to USC and had to sit out 2002 season...Father, Mosi Tatupu, was a USC fullback (1974-77) who played on the Trojans' 1974 national championship team...Was drafted in the second round of the 2005 draft by the Seahawks and played for the Seahawks (2005-09)...Played in Super Bowl XL...Born 11-15-82

Year	TAC	LS/YDS	DFL	FR	INT	YDS	AVG TD	LG	
2003	98	11.5/41	10	1	4	126	31.5	1	37
2004	104	13.5/43	8	2	3	38	12.7	0	32
CAREER	202	25/84	18	3	7	164	23.4	1	37

DWAYNE JARRETT, WR, 6-5, 215, New Brunswick, NJ (New Brunswick), #8

USC's first-ever 2-time All-American wide receiver (unanimous in 2005 and consensus in 2006)...2004-05-06 letterman...USC was 36-3 in his career...Was a member of USC's 2004 national championship team...USC was second in the final AP poll in 2005 and fourth in 2006...Played in 2005 Orange Bowl and 2006 and 2007 Rose Bowls (he was Offensive MVP of the 2007 Rose Bowl)...Was a 2006 PlayBoy Pre-Season All-American...Was ninth in the 2006 Heisman Trophy voting...Was a finalist for the 2005 Biletnikoff Award and won the Touchdown Club of Columbus' Wide Receiver of the Year Award...Made All-Conference first team in 2005 and 2006...Was a Freshman All-American first teamer in 2004...Set USC career mark for receptions (216, ninth in Pac-10) and Pac-10 career touchdown receptions record (41)...His 3,138 career receiving yards was second all-time at USC...Had 13 career 100-yard receiving games...Caught a pass in all 38 games he played (with touchdowns in 25 of them)...Had 70 catches in 2006 (tied for eighth best in USC history), and was 15th nationally in receptions (84.6) and 16th in receptions (5.8)...Led USC in receiving in 2005 (91 receptions, third best in USC history) and his 16 TD catches tied the USC season record...In 2005, was 12th nationally in receptions (7.0) and 13th in receiving yards (98.0)...Led USC in receiving in 2004 (55 receptions, tied for 21st best in USC history)...Was drafted in the second round of the 2007 draft by the Panthers and played for the Panthers (2007-08)...Born 9-11-86

Year	REC	YDS	AVG TD	TCB	YDS	AVG TD	PA	PC	PI	PCT	YDS TD
2004	55	849	15.4	13	0	0.0	0	0	0	.000	0
2005	91	1274	14.0	16	2	4	2.0	3	1	0	.333
2006	70	1015	14.5	12	1	-3	-3.0	1	0	1	.000
CAREER	216	3138	14.5	41	3	1	0.3	0	4	1	.250

TAITUSI LUTUI, OG-OT, 6-6, 365, Mesa, AZ (Mesa/Snow JC), #71

2005 consensus All-American...2004-05 letterman...USC was 25-1 in his career...Was a member of USC's 2004 national championship team...USC was second in the final AP poll in 2005...Played in 2005 Orange Bowl and 2006 Rose Bowl...Made All-Conference first team in 2005...Was USC's 2005 Offensive Lineman of the Year and Co-Most Inspirational Player...Played in the 2006 Senior Bowl...Was drafted in second round of the 2006 draft by the Cardinals and played for the Cardinals (2006-09)...Played in Super Bowl XLIII...Born 5-5-83 in Ha'api, Tonga

DARNELL BING, S, 6-2, 220, Lakewood (Long Beach Poly), #20

2005 All-American...2003-04-05 letterman...USC was 37-2 in his career...Was a member of USC's 2003 and 2004 national championship teams...USC was second in the final AP poll in 2005...Played in the 2004 Rose Bowl, 2005 Orange Bowl and 2006 Rose Bowl...Made All-Conference first team in 2005...Was a Freshman All-American first teamer in 2003...Led USC in interceptions in 2005 (4)...Had 182 tackles and 8 interceptions in his career...Received permission from Mike Garrett to wear Garrett's retired No. 20 jersey...Was drafted in fourth round of the 2006 draft by the Raiders and played for the Raiders (2006)...Born 9-10-84

Year	TAC	LS/YDS	DFL	FR	INT	YDS	AVG TD	KOR	YDS	AVG TD
2003	69	2/3	5	1	2	34	17.0	0	0	0.0
2004	63	8/17	7	0	2	8	4.0	0	0	0.0
2005	50	2.5/4	6	0	4	119	29.8	1	5	143
CAREER	182	12.5/24	18	1	8	161	20.1	1	5	143

SAM BAKER, OT, 6-5, 305, Tustin (Tustin), #79

3-time All-American (2005-06-07, including consensus in 2006)...2004-05-06-07 letterman...USC was 47-5 in his career...Was a member of USC's 2004 national championship team...USC was second in the final AP poll in 2005, fourth in 2006 and third in 2007...Played in 2005 Orange Bowl and 2006, 2007 and 2008 Rose Bowls...Was a 2006 and 2007 PlayBoy Pre-Season All-American...Made All-Conference first team in 2005, 2006 and 2007...Was a Freshman All-American first teamer and USC's Offensive Lineman of the Year in 2004...Was USC's Co-Offensive Lineman of the Year in 2006 and 2007...Played in 2008 Senior Bowl...Was drafted in the first round of the 2008 draft by the Falcons and played for the Falcons (2008-09)...Born 5-30-85

RYAN KALIL, C, 6-3, 285, Corona (Servite), #67

2006 All-American...2003-04-05-06 letterman...USC was 48-4 in his career...Was a member of USC's 2003 and 2004 national championship teams...USC was second in the final AP poll in 2005 and fourth in 2006...Played in 2005 Orange Bowl and 2004, 2006 and 2007 Rose Bowls...Won 2006 Pac-10 Morris Trophy and was a finalist for 2006 Rimington Award...Made All-Conference first team in 2005 and 2006...Played in 2007 Senior Bowl...Was drafted in the second round of the 2007 draft by the Panthers and played for the Panthers (2007-09)...Brother, Matt, is a sophomore offensive tackle at USC...Born 3-29-85

USC ALL-AMERICAN BIOS

SEDRICK ELLIS, DT, 6-2, 305, Chino (Chino), #49

2006-07 All-American (unanimous in 2007)...2004-05-06-07 letterman...USC was 47-5 in his career...Was a member of USC's 2004 national championship team...USC was second in the final AP poll in 2005, fourth in 2006 and third in 2007...Played in 2005 Orange Bowl and 2006, 2007 and 2008 Rose Bowls...In 2006 and 2007, made All-Conference first team and won Pac-10 Morris Trophy...Also was Pac-10 Defensive Player of the Year, USC co-captain, USC Co-MVP, USC Co-Defensive Lineman of the Year and USC Co-Lifter of the Year in 2007...Played in 2008 Senior Bowl...Had 58 tackles, including 12.5 for losses (with 8.5 sacks), plus 7 deflections and 2 fumble recoveries in 2007...Had 34 tackles, including 8 for losses (with 4.5 sacks), in 2006...Had 50 tackles, including 8 for losses (with 4.5 sacks), in 2005...Was drafted in the first round of the 2008 draft by the Saints and played for the Saints (2008-09)...Played in Super Bowl XLIV...Born 7-9-85

Year	TAC	LS/YDS	DFL	FR
2004	2	0/0	0	0
2005	50	8/36	3	0
2006	34	8/47	4#	2
2007	58	12.5/75	7	2
CAREER	144	28.5/158	14#	4

#Includes 1 blocked field goal

STEVE SMITH, WR, 6-0, 200, Canoga Park (Taft), #2

2006 All-American...2003-04-05-06 letterman...USC was 48-4 in his career...Was a member of USC's 2003 and 2004 national championship teams...USC was second in the final AP poll in 2005 and fourth in 2006...Played in 2005 Orange Bowl and 2004, 2006 and 2007 Rose Bowls...Made All-Conference first team in 2006...Fourth on USC career list for receiving yards (3,019) and fifth for receptions (190) and TD catches (22)...Had 9 career 100-yard receiving games...Led USC in receptions in 2006 (71, tied for sixth in USC history), and was 18th nationally in receiving yards (83.3) and 24th in receptions (5.5)...Was USC team MVP in 2006 and played in 2007 Senior Bowl...Had 60 catches in 2005 (15th in USC history) and 42 in 2004...Was drafted in the second round of the 2007 draft by the Giants and played for the Giants (2007-09)...Played in Super Bowl XLII...Brother, Malcolm, is a senior linebacker at USC...Born 5-6-85

Year	REC	YDS	AVGTD	LG	TCB	YDS	AVG	TD	LG	
2003	17	319	18.8	2	73	1	8	8.0	0	8
2004	42	660	15.7	6	51	1	-1	-1.0	0	-1
2005	60	957	15.9	5	67	2	11	5.5	0	8
2006	71	1083	15.3	9	53	0	0	0.0	0	0
CAREER	190	3019	15.9	22	73	4	18	4.5	0	8

FRED DAVIS, TE, 6-4, 250, Toledo, OH (Rogers), #83

USC's first Mackey Award winner in 2007...2007 All-American...2004-05-06-07 letterman...USC was 47-5 in his career...Was a member of USC's 2004 national championship team...USC was second in the final AP poll in 2005, fourth in 2006 and third in 2007...Played in 2005 Orange Bowl and 2006, 2007 and 2008 Rose Bowls...Made All-Conference first team and was USC's Co-MVP in 2007...His 117 career catches (14th on USC's career receptions list), 1,408 career receiving yards and 13 career touchdown receptions set records for USC tight ends...Played in the 2008 Senior Bowl...Had 62 catches for 881 yards and 8 TDs in 2007 (all team bests and season records for USC tight ends)...His 62 catches in 2007 is tied for 14th in USC history...Had 38 receptions for 352 yards and 3 TDs in 2006, 13 catches for 145 yards and 2 TDs in 2005 and 4 catches for 30 yards in 2006...Played in 2008 Senior Bowl...Was drafted in the second round of the 2008 draft by the Redskins and played for the Redskins (2008-09)...Born 1-15-86

Year	REC	YDS	AVG	TD	LG
2004	4	30	7.5	0	15
2005	13	146	11.2	2	24
2006	38	352	9.3	3	25
2007	62	881	14.2	8	63
CAREER	117	1408	12.0	13	63

KEITH RIVERS, LB, 6-3, 235, Lake Mary, FL (Lake Mary), #55

2007 All-American...2004-05-06-07 letterman...USC was 47-5 in his career...Was a member of USC's 2004 national championship team...USC was second in the final AP poll in 2005, fourth in 2006 and third in 2007...Played in 2005 Orange Bowl and 2006, 2007 and 2008 Rose Bowls...Made All-Conference first team in 2006 and 2007...Won USC's Co-Lifter of the Year Award in 2007 and USC's Bob Chandler Award in 2006...Was a 2007 Playboy Pre-Season All-American...Played in 2008 Senior Bowl...Had 240 career tackles (18.5 for losses), including 78 in 2007, 85 in 2006, 52 in 2005 and 25 in 2004...Played in 2008 Senior Bowl...Was drafted in the first round of the 2008 draft by the Bengals and played for the Bengals (2008-09)...Born 5-5-86

Year	TAC	LS/YDS	DFL	FR	INT	YDS	AVG	TD	LG
2004	25	3/23	1	0	1	22	22.0	0	22
2005	52	3/17	0	2	1	14	14.0	0	14
2006	85	7.5/22	2	1	0	0	0.0	0	0
2007	78	5/15	4	3	0	0	0.0	0	0
CAREER	240	18.5/77	7	6	2	36	18.0	0	22

TAYLOR MAYS, S, 6-4, 225, Seattle, WA (O'Dea), #2

2007-08-09 All-American (consensus in 2008)...2006-07-08-08 letterman...USC was 43-9 in his career...USC was fourth in the final AP poll in 2006, third in both 2007 and 2008 and 22nd in 2009...Played in 2007, 2008 and 2009 Rose Bowls and 2009 Emerald Bowl...Was a finalist for the 2008 Thorpe Award...Was a 2008 and 2009 Playboy Pre-Season All-American...Was All-Conference first team in 2008 and 2009...Won USC's Bob Chandler Award in 2008 and USC's Jack Oakie "Rise and Shine" Award and Co-Lifter of the Year Award in 2009...Named a Freshman All-American first teamer and Pac-10 Co-Freshman of the Year in 2006...Played in the 2010 Senior Bowl...Had 96 tackles, 3 deflections and 1 interception in 2009, 53 tackles and 9 deflections in 2008, 65 tackles and 1 interception in 2007 and 62 tackles and 3 interceptions in 2006...Was drafted in the second round of the 2010 draft by the 49ers...Father, Stafford, played at Washington and with NFL's Cardinals and Vikings...Born 2-7-88

Year	TAC	LS/YDS	DFL	FR	INT	YDS	AVG	TD	LG
2006	62	0/0	3	0	3	40	13.3	0	38
2007	65	0/0	6	1	1	0	0.0	0	0
2008	53	2/7	9	0	0	0	0.0	0	0
2009	96	0/0	3	1	1	0	0.0	0	0
CAREER	276	2/7	21	2	5	40	8.0	0	38

REY MAUALUGA, LB, 6-2, 260, Eureka, CA (Eureka), #58

2008 unanimous All-American...2005-06-07-08 letterman...USC was 46-6 in his career...USC was second in the final AP poll in 2005, fourth in 2006 and third in both 2007 and 2008...Played in 2006, 2007, 2008 (he was Defensive MVP) and 2009 Rose Bowls...Won the 2008 Bednarik Award and was CBSSports.com's National Defensive Player of the Year...Was a 2008 finalist for the Butkus Award, Lombardin Award and Nagurski Trophy...Was a 2008 Playboy Pre-Season All-American...Was All-Conference first team in 2006, 2007 and 2008, winning Pac-10 Defensive Player of the Year in 2008...Was USC's 2008 MVP and won USC's John McKay Award in 2005...Was a Freshman All-American in 2005 and Sophomore All-American in 2006...Played in the 2009 Senior Bowl...Had 273 career tackles, including team-high 79 in 2008, 79 in 2007 (10.5 for losses), 78 in 2006) and 37 in 2005...Was drafted in the second round of the 2009 draft by the Bengals and played for the Bengals (2009)...Born 1-20-87

Year	TAC	LS/YDS	DFL	FR	INT	YDS	AVG	TD	LG
2005	37	4.5/23	2	0	1	9	9.0	0	9
2006	78	5/17	3	0	1	0	0.0	0	0
2007	79	10.5/40	3	1	1	19	19.0	0	19
2008	79	2.5/11	4	0	2	48	24.0	1	48
CAREER	273	22.5/91	12	1	5	76	15.2	1	48

BRIAN CUSHING, LB, 6-3, 255, Park Ridge, NJ (Bergen Catholic), #10

2008 All-American...2005-06-07-08 letterman...USC was 46-6 in his career...USC was second in the final AP poll in 2005, fourth in 2006 and third in both 2007 and 2008...Played in 2006, 2007 (he was Defensive MVP), 2008 and 2009 Rose Bowls...Was a 2008 Butkus Award finalist...Was a 2008 Playboy Pre-Season All-American...Was All-Conference first team and won USC's Co-Lifter of the Year Award in 2008 and won USC's John McKay Award in 2006...Played in the 2009 Senior Bowl...Had 73 tackles (10.5 for losses) and 6 deflections in 2008, 25 tackles in 2007 (he missed part of the season with a sprained ankle), 57 tackles (13.5 for losses) in 2006 while playing as a stand-up defensive end and 23 tackles in 2005 (he missed half season with a shoulder injury)...Was drafted in the first round of the 2009 draft by the Texans and played for the Texans (2009)...Born 1-24-87

Year	TAC	LS/YDS	DFL	FR	INT	YDS	AVG	TD	LG
2005	23	0.5/0	4#	2	0	0	0.0	0	0
2006	57	13.5/52	2#	0	0	0	0.0	0	0
2007	25	2.5/4	2	1	0	0	0.0	0	0
2008	73	10.5/50	6	0	1	0	0.0	0	0
CAREER	178	27/106	14#	3	1	0	0.0	0	0

#Includes 1 blocked punt
##Includes 2 blocked punts

Year	PR	YDS	AVG	TD	LG	KOR	YDS	AVG	TD	LG
2005	1	6	6.0	0	6	0	0	0.0	0	0
2006	1	21	21.0	0	21	1	42	42.0	1	42
CAREER	2	27	13.5	0	27	1	42	42.0	1	42

CHARLES BROWN, OT, 6-6, 285, Chino Hills, CA (Diamond Ranch), #71

2009 All-American...2006-07-08-08 letterman...USC was 43-9 in his career...USC was fourth in the final AP poll in 2006, third in both 2007 and 2008 and 22nd in 2009...Played in 2007, 2008 and 2009 Rose Bowls and 2009 Emerald Bowl...Won 2009 Pac-10 Morris Trophy...Made All-Conference first team in 2009...Invited to 2010 Senior Bowl...Was drafted in the second round of the 2010 draft by the Saints...Born 4-10-87

USC HEISMAN SALUTE

MIKE GARRETT — 1965

Two-time All-American Mike Garrett was the man who began the great legacy of USC's I-formation tailbacks.

He was the Trojans' first — and only the West Coast's second — Heisman winner when he whipped an outstanding field of candidates in 1965.

Mike set 14 NCAA, conference and USC records in his three-year career, including an NCAA career rushing record of 3,221 yards in his career when 1,000-yard-a-season rushers were almost non-existent. He later starred for the Kansas City Chiefs and San Diego Chargers.



MIKE GARRETT CAREER STATISTICS

	GP	TCB	YDS	AVG	TD						
1963	10	128	833	6.5	3						
1964	10	217	948	4.3	9						
1965	10	267	1440	5.4	13						
TOTAL	30	612	3221	5.3	25						
	REC	YDS	AVG	TD	PA	PC	PI	PCT	YDS	TD	
1963	10	78	7.8	1	1	1	0	1.000	6	1	
1964	17	227	13.4	1	1	0	1	.000	0	0	
1965	9	94	10.4	1	4	2	1	.500	42	2	
TOTAL	36	399	11.1	3	6	3	2	.500	48	3	
	PR	YDS	AVG	TD	KOR	YDS	AVG	TD			
1963	13	90	6.9	0	15	352	23.5	0			
1964	17	173	10.2	0	10	253	25.3	0			
1965	13	235	18.1	2	5	105	21.0	0			
TOTAL	43	498	11.6	2	30	710	23.7	0			
	INT	YDS	AVG	TD							
1963	1	12	12.0	0							
TOTAL	1	12	12.0	0							

O.J. SIMPSON — 1968

O.J. Simpson became USC's second Heisman Trophy winner in 1968 when he captured the award by the most one-sided margin in history.

During the regular 1968 season, O.J. established an NCAA record for yards rushing — 1,709 — in a single season (since bettered). A two-time unanimous All-American, he equaled or bettered 19 NCAA, conference and USC records.

A December 1998 SPORT magazine ranking listed him among the Top 10 college football players of the 20th century.

Simpson also held the NFL single season rushing record of 2,003 yards set in 1973 and finished his 11-year pro career as the second leading NFL career rusher.



O.J. SIMPSON CAREER STATISTICS


	GP	TCB	YDS	AVG	TD						
1967	10	291	1543	5.3	13						
1968	11	383	1880	4.9	23						
TOTAL	21	674	3423	5.1	36						
	REC	YDS	AVG	TD	PA	PC	PI	PCT	YDS	TD	
1967	10	109	10.9	0	6	3	0	.500	33	3	
1968	26	211	8.1	0	5	1	1	.200	15	0	
TOTAL	36	320	8.9	0	11	4	1	.364	48	3	
	KOR	YDS	AVG	TD							
1967	8	204	25.5	0							
1968	7	151	21.6	0							
TOTAL	15	355	23.7	0							

CHARLES WHITE — 1979

Charles White, USC's third Heisman Trophy winner, finished his four-year career as the NCAA's second leading rusher ever with 5,598 regular season yards. Including bowl games, he finished with a Pac-10 record 6,245.

A two-year unanimous All-American, White set or equaled 22 NCAA, Pac-10, USC and Rose Bowl records. He gained over 100 yards 31 times in his career, including 10 times in 1979.

In that senior season, Charlie averaged 186.4 yards a game, 6.2 yards a carry, led the nation in rushing, and, for the second straight season, led it in all-purpose running.



CHARLES WHITE CAREER STATISTICS

	GP	TCB	YDS	AVG	TD						
1976	12	156	858	5.5	10						
1977	12	285	1478	5.2	7						
1978	13	374	1859	5.0	13						
1979	11	332	2050	6.2	19						
TOTAL	48	1147	6245	5.4	49						
	REC	YDS	AVG	TD	PA	PC	PI	PCT	YDS	TD	
1976	6	65	10.8	1	0	0	0	.000	0	0	
1977	9	138	15.3	2	1	0	0	.000	0	0	
1978	22	193	8.8	1	1	1	0	1.000	-5	0	
1979	22	145	6.6	0	0	0	0	.000	0	0	
TOTAL	59	541	9.2	4	2	1	0	.500	-5	0	
	KOR	YDS	AVG	TD							
1976	14	295	21.1	0							
1977	0	0	0.0	0							
1978	7	145	20.7	0							
1979	0	0	0.0	0							
TOTAL	21	440	21.0	0							

MARCUS ALLEN — 1981

Marcus Allen, USC's fourth Heisman Trophy winner, was college football's first 2,000-yard rusher.

When he captured the award in 1981, Marcus set 14 new NCAA records and tied two others, including most yards rushing in a single season (2,342), highest per-game average (212.9), most 200-yard games in a career (11), most 200-yard games in a season (8) and most 200-yard games in a row (5).

Allen also led the Trojans in receiving with 30 and 34 catches in each of his last two seasons.



MARCUS ALLEN CAREER STATISTICS

	GP	TCB	YDS	AVG	TD						
1978	5	31	171	5.5	1						
1979	12	114	649	5.7	8						
1980	10	354	1563	4.4	14						
1981	12	433	2427	5.6	22						
TOTAL	39	932	4810	5.2	45						
	REC	YDS	AVG	TD	PA	PC	PI	PCT	YDS	TD	
1978	0	0	0.0	0	0	0	0	.000	0	0	
1979	22	314	14.3	0	0	0	0	.000	0	0	
1980	30	231	7.7	0	2	2	0	1.000	57	1	
1981	34	256	7.5	1	2	0	0	.000	0	0	
TOTAL	86	801	9.3	1	4	2	0	.500	57	1	
	KOR	YDS	AVG	TD							
1979	3	46	15.3	0							
TOTAL	3	46	15.3	0							

USC HEISMAN SALUTE

CARSON PALMER — 2002

After a 21-year drought, Carson Palmer became USC's fifth Heisman Trophy winner (and the first from the West Coast since 1981), as well as Troy's first quarterback winner ever.

Palmer—a 4-year starter—set or tied 33 Pac-10 and USC total offense and passing records, including becoming the league's career leader in total offense and passing yards.

In 2002, he completed 309-of-489 passes (63.2%) for 3,942 yards and 33 TDs, all USC records. He threw for 300-plus yards in a USC-record 7 games that season, including 3 in a row. He completed at least 60.0% of his passes 9 times.



CARSON PALMER CAREER STATISTICS


	PA	PC	PI	PCT	YDS	TD	TCB	YDS	AVG	TD
1998	235	130	6	.553	1755	7	47	-116	-2.5	1
1999	53	39	3	.736	490	3	7	2	0.3	1
2000	415	228	18	.549	2914	16	63	5	0.1	2
2001	377	221	12	.586	2717	13	88	34	0.4	1
2002	489	309	10	.632	3942	33	50	-122	-2.4	4
TOTAL	1569	927	49	.591	11818	72	255	-197	-0.8	9

MATT LEINART — 2004

Matt Leinart became USC's first junior to win the Heisman Trophy when he did so in 2004 while leading the Trojans to their second consecutive national championship.

He completed 65.3% of his passes for 3,322 yards and 33 TDs with just 6 interceptions in 2004.

The 3-time All-American was 37-2 as a starter. He ranks second on USC's career completions, passing yardage and total offense charts and his 99 career touchdown passes is a Pac-10 record. He set 16 school records in his career.



MATT LEINART CAREER STATISTICS

	PA	PC	PI	PCT	YDS	TD	TCB	YDS	AVG	TD
2003	402	255	9	.634	3556	38	32	-62	-1.9	0
2004	412	269	6	.653	3322	33	49	-44	-0.9	3
2005	431	283	8	.657	3815	28	45	34	0.8	6
TOTAL	1245	807	23	.648	10693	99	126	-72	-0.6	9

	REC	YDS	AVG	TD
2003	1	15	15.0	1
2005	1	11	11.0	0
TOTAL	2	26	13.0	1


REGGIE BUSH — 2005

After finishing fifth in the Heisman voting in 2004, Reggie Bush became USC's first tailback since 1981 to win the trophy when he did so in 2005 with the highest percentage of points ever.

He led the nation in all-purpose running in 2005 (a Pac-10 record 2,890 yards, including a league record 513 against Fresno State) and was fourth in rushing (1,740 yards). He averaged a Pac-10 record 8.7 yards per rush that season and his 19 TDs in 2005 averaged 31.6 yards each.

He had 6,617 career all-purpose yards (with 99 plays of 20-plus yards).

USC's 2006 Rose Bowl game marked the first time that a pair of Heisman-winning teammates (Bush and Matt Leinart) played in the same game.



REGGIE BUSH CAREER STATISTICS

	GP	TCB	YDS	AVG	TD
2003	13	90	521	5.8	3
2004*	13	143	908	6.3	6
2005*	13	200	1740	8.7	16
TOTAL*	39	433	3169	7.3	25

	REC	YDS	AVG	TD	PA	PC	PI	PCT	YDS	TD
2003	15	314	20.9	4	0	0	0	.000	0	0
2004*	43	509	11.8	7	1	1	0	1.000	52	1
2005*	37	378	12.9	2	2	0	0	.000	0	0
TOTAL*	95	1301	13.7	13	3	1	0	.333	52	1

	PR	YDS	AVG	TD	KOR	YDS	AVG	TD
2003	2	4	2.0	0	18	392	27.3	1
2004*	24	376	15.7	2	21	537	25.6	0
2005*	18	179	9.9	1	28	493	17.6	0
TOTAL*	44	559	12.7	3	67	1523	22.7	1

*Participation in last 2 games of 2004 and all of 2005 later vacated due to NCAA penalty

Heisman Winners

- 1935--Jay Berwanger, Chicago, HB
- 1936--Larry Kelley, Yale, E
- 1937--Clint Frank, Yale, HB
- 1938--Davey O'Brien, TCU, QB
- 1939--Nile Kinnick, Iowa, HB
- 1940--Tom Harmon, Michigan, HB
- 1941--Bruce Smith, Minnesota, HB
- 1942--Frank Sinkwich, Georgia, HB
- 1943--Angelo Bertelli, Notre Dame, QB
- 1944--Les Horvath, Ohio State, QB
- 1945--Doc Blanchard, Army, FB
- 1946--Glenn Davis, Army, HB
- 1947--John Lujack, Notre Dame, QB
- 1948--Doak Walker, SMU, HB
- 1949--Leon Hart, Notre Dame, E
- 1950--Vic Janowicz, Ohio State, HB
- 1951--Dick Kazmaier, Princeton, HB
- 1952--Billy Vessels, Oklahoma, HB
- 1953--John Lattner, Notre Dame, HB
- 1954--Alan Ameche, Wisconsin, FB
- 1955--Howard Cassady, Ohio State, HB
- 1956--Paul Hornung, Notre Dame, QB
- 1957--John Crow, Texas A&M, HB
- 1958--Pete Dawkins, Army, HB
- 1959--Billy Cannon, LSU, HB
- 1960--Joe Bellino, Navy, HB
- 1961--Ernie Davis, Syracuse, HB
- 1962--Terry Baker, Oregon State, QB
- 1963--Roger Staubach, Navy, QB
- 1964--John Huarte, Notre Dame, QB
- 1965--Mike Garrett, USC, TB
- 1966--Steve Spurrier, Florida, QB
- 1967--Gary Beban, UCLA, QB
- 1968--O.J. Simpson, USC, TB
- 1969--Steve Owens, Oklahoma, HB
- 1970--Jim Plunkett, Stanford, QB
- 1971--Pat Sullivan, Auburn, QB
- 1972--Johnny Rodgers, Nebraska, FL
- 1973--John Cappelletti, Penn State, HB
- 1974--Archie Griffin, Ohio State, TB
- 1975--Archie Griffin, Ohio State, TB
- 1976--Tony Dorsett, Pittsburgh, TB
- 1977--Earl Campbell, Texas, FB
- 1978--Billy Sims, Oklahoma, TB
- 1979--Charles White, USC, TB
- 1980--George Rogers, South Carolina, TB
- 1981--Marcus Allen, USC, TB
- 1982--Herschel Walker, Georgia, TB
- 1983--Mike Rozier, Nebraska, TB
- 1984--Doug Flutie, Boston College, QB
- 1985--Bo Jackson, Auburn, TB
- 1986--Vinny Testaverde, Miami (Fla.), QB
- 1987--Tim Brown, Notre Dame, WR
- 1988--Barry Sanders, Oklahoma State, TB
- 1989--Andre Ware, Houston, QB
- 1990--Ty Detmer, BYU, QB
- 1991--Desmond Howard, Michigan, FL
- 1992--Gino Torretta, Miami (Fla.), QB
- 1993--Charlie Ward, Florida State, QB
- 1994--Rashaan Salaam, Colorado, QB
- 1995--Eddie George, Ohio State, TB
- 1996--Danny Wuerffel, Florida, QB
- 1997--Charles Woodson, Michigan, CB/WR
- 1998--Ricky Williams, Texas, TB
- 1999--Ron Dayne, Wisconsin, TB
- 2000--Chris Weinke, Florida State, QB
- 2001--Eric Crouch, Nebraska, QB
- 2002--Carson Palmer, USC, QB
- 2003--Jason White, Oklahoma, QB
- 2004--Matt Leinart, USC, QB
- 2005--Reggie Bush, USC, TB
- 2006--Troy Smith, Ohio State, QB
- 2007--Tim Tebow, Florida, QB
- 2008--Sam Bradford, Oklahoma, QB
- 2009--Mark Ingram, Alabama, TB

Note: USC has had 4 runners-up in the Heisman Trophy voting--TB O.J. Simpson in 1967, TB Anthony Davis in 1974, TB Ricky Bell in 1976 and QB Rodney Peete in 1988. USC's other Top 10 vote-getters were HB-S Jim Sears in 1952 (seventh), HB Jon Arnett in 1956 (10th), TB Ricky Bell in 1975 (third), TB Charles White in 1978 (fourth), QB Paul McDonald in 1979 (sixth), WR Keyshawn Johnson in 1995 (seventh), QB Matt Leinart in 2003 (sixth) and 2005 (third), WR Mike Williams in 2003 (eighth), TB Reggie Bush in 2004 (fifth) and WR Dwayne Jarrett in 2006 (ninth).

TROJAN HONOREES

OUTLAND TROPHY

RON YARY — 1967

Ron Yary is the only USC player to win the Outland Trophy, which goes to the outstanding interior lineman in the nation and is selected by the Football Writers Association of America.

Yary was a two-time All-American offensive tackle for the Trojans and was a unanimous All-American pick in 1967 when he won the Outland. That season he led the way for O.J. Simpson. The first player picked in the 1968 draft, he was a perennial All-Pro tackle with the Minnesota Vikings and also played for the Los Angeles Rams.



Outland Winners

1946--George Connor, Notre Dame, T
 1947--Joe Steffy, Army, G
 1948--Bill Fischer, Notre Dame, G
 1949--Ed Badgon, Michigan State, G
 1950--Bob Gain, Kentucky, T
 1951--Jim Weatherall, Oklahoma, T
 1952--Dick Modzelewski, Maryland, T
 1953--J.D. Roberts, Oklahoma, G
 1954--Bill Brooks, Arkansas, G
 1955--Calvin Jones, Iowa, G
 1956--Jim Parker, Ohio State, G
 1957--Alex Karras, Iowa, T
 1958--Zeke Smith, Auburn, G
 1959--Mike McGee, Duke, T
 1960--Tom Brown, Minnesota, G
 1961--Merlin Olsen, Utah State, T
 1962--Bobby Bell, Minnesota, T
 1963--Scott Appleton, Texas, T
 1964--Steve DeLong, Tennessee, T
 1965--Tommy Nobis, Texas, LB
 1966--Lloyd Phillips, Arkansas, DT
1967--Ron Yary, USC, OT
 1968--Bill Stanfill, Georgia, DT
 1969--Mike Reid, Penn State, DT
 1970--Jim Stillwagon, Ohio State, MG
 1971--Larry Jacobson, Nebraska, DT
 1972--Rich Glover, Nebraska, MG
 1973--John Hicks, Ohio State, OT
 1974--Randy White, Maryland, DT
 1975--Leroy Selmon, Oklahoma, DT
 1976--Ross Browner, Notre Dame, DE
 1977--Brad Shearer, Texas, DT

1978--Greg Roberts, Oklahoma, G
 1979--Jim Richter, No. Carolina St., C
 1980--Mark May, Pittsburgh, OT
 1981--Dave Rimington, Nebraska, C
 1982--Dave Rimington, Nebraska, C
 1983--Dean Steinkuhler, Nebraska, OG
 1984--Bruce Smith, Virginia Tech, DT
 1985--Mike Ruth, Boston College, NG
 1986--Jason Buck, BYU, DT
 1987--Chad Hennings, Air Force, DT
 1988--Tracy Rucker, Auburn, DT
 1989--Mohammed Elewonibi, BYU, OG
 1990--Russell Maryland, Miami (Fla.), DT
 1991--Steve Emtman, Washington, DT
 1992--Will Shields, Nebraska, OG
 1993--Rob Waldrop, Arizona, NG
 1994--Zach Wiegart, Nebraska, OT
 1995--Jonathan Ogden, UCLA, OT
 1996--Orlando Pace, Ohio State, OT
 1997--Aaron Taylor, Nebraska, OT
 1998--Kris Farris, UCLA, OT
 1999--Chris Samuels, Alabama, OT
 2000--John Henderson, Tennessee, DT
 2001--Bryant McKinnie, Miami (Fla.), OT
 2002--Rien Long, Washington State, DT
 2003--Robert Gallery, Iowa, OT
 2004--Jammal Brown, Oklahoma, OT
 2005--Greg Eslinger, Minnesota, C
 2006--Joe Thomas, Wisconsin, OT
 2007--Glenn Dorsey, LSU, DT
 2008--Andre Smith, Alabama, OT
 2009--Ndamukong Suh, Nebraska, DT


LOMBARDI AWARD

BRAD BUDE — 1979

In 1979, offensive guard Brad Budde became USC's first recipient of the coveted Lombardi Award, given to the nation's top college lineman who also "best exemplifies the discipline of Vince Lombardi."

Budde was a unanimous All-American as a senior and was also runnerup in the Outland Trophy voting. A four-year starter at Troy, he was the first freshman to start a USC season opener since World War II.

The son of ex-Kansas City Chiefs' All-Pro Ed Budde, Brad followed his father there as the Chiefs' first-round draft pick in 1980.



Lombardi Winners

1970--Jim Stillwagon, Ohio State, MG
 1971--Walt Patulski, Notre Dame, DE
 1972--Rich Glover, Nebraska, MG
 1973--John Hicks, Ohio State, OT
 1974--Randy White, Maryland, DT
 1975--Leroy Selmon, Oklahoma, DT
 1976--Wilson Whitley, Houston, DT
 1977--Ross Browner, Notre Dame, DE
 1978--Bruce Clark, Penn State, DT
1979--Brad Budde, USC, OG
 1980--Hugh Green, Pittsburgh, DE
 1981--Kenneth Sims, Texas, DT
 1982--Dave Rimington, Nebraska, C
 1983--Dean Steinkuhler, Nebraska, OG
 1984--Tony Degrate, Texas, DT
 1985--Tony Casillas, Oklahoma, NG
 1986--Cornelius Bennett, Alabama, OLB
 1987--Chris Spielman, Ohio State, ILB
 1988--Tracy Rucker, Auburn, DT
 1989--Percy Snow, Michigan State, MLB

1990--Chris Zorich, Notre Dame, NT
 1991--Steve Emtman, Washington, DT
 1992--Marvin Jones, Florida State, ILB
 1993--Aaron Taylor, Notre Dame, OT
 1994--Warren Sapp, Miami (Fla.), DE
 1995--Orlando Pace, Ohio State, OT
 1996--Orlando Pace, Ohio State, OT
 1997--Grant Wistrom, Nebraska, DE
 1998--Dat Nguyen, Texas A&M, LB
 1999--Corey Moore, Virginia Tech, DE
 2000--Jamal Reynolds, Florida State, DE
 2001--Julius Peppers, North Carolina, DE
 2002--Terrell Suggs, Arizona State, DE
 2003--Tommie Harris, Oklahoma, DT
 2004--David Pollack, Georgia, DE
 2005--A.J. Hawk, Ohio State, LB
 2006--LaMarr Woodley, Michigan, DE
 2007--Glenn Dorsey, LSU, DT
 2008--Brian Orakpo, Texas, DE
 2009--Ndamukong Suh, Nebraska, DT

Note: USC has had 5 finalists for the Lombardi Award--NG George Achica in 1982, OLB Jack Del Rio in 1984, DT Tim Ryan in 1989, DT-DE Shaun Cody in 2004 and LB Rey Mauluga in 2008.




TROJAN HONOREES

THORPE AWARD MARK CARRIER — 1989

As just a junior in 1989, free safety Mark Carrier became USC's first-ever winner of the Jim Thorpe Award, presented to the nation's best defensive back.

A 2-time first team All-American, Carrier had 7 interceptions in 1989 (tied for 10th in the nation), plus 107 tackles, 3 fumble recoveries and 10 pass deflections.

A 3-year starter with 13 career thefts, Carrier was a Thorpe semifinalist in 1988.



Thorpe Winners

- 1986--Thomas Everett, Baylor, FS
- 1987--Bennie Blades, Miami (Fla.), FS; Rickey Dixon, Oklahoma, FS
- 1988--Deion Sanders, Florida State, CB
- 1989--Mark Carrier, USC, FS**
- 1990--Darryl Lewis, Arizona, CB
- 1991--Terrell Buckley, Florida State, CB
- 1992--Deon Figures, Colorado, CB
- 1993--Antonio Langham, Alabama, CB
- 1994--Chris Hudson, Colorado, CB
- 1995--Greg Myers, Colorado State, FS
- 1996--Lawrence Wright, Florida, SS
- 1997--Charles Woodson, Michigan, CB
- 1998--Antoine Winfield, Ohio State, CB
- 1999--Tyronne Carter, Minnesota, S
- 2000--Jamar Fletcher, Wisconsin, CB
- 2001--Roy Williams, Oklahoma, S
- 2002--Terence Newman, Kansas State, CB
- 2003--Derrick Strait, Oklahoma, CB
- 2004--Carlos Rogers, Auburn, CB
- 2005--Michael Huff, Texas, CB
- 2006--Aaron Ross, Texas, CB
- 2007--Antoine Cason, Arizona, CB
- 2008--Malcolm Jenkins, Ohio State, CB
- 2009--Eric Berry, Tennessee, S

Note: USC has had 2 finalists for the Thorpe Award--S Troy Polamalu in 2002 and S Taylor Mays in 2008.

BUTKUS AWARD CHRIS CLAIBORNE — 1998

Middle linebacker Chris Claiborne was named USC's first recipient of the Butkus Award, given to college football's top linebacker, as a junior in 1998.

The unanimous All-American first teamer was also selected as Football News' National Defensive Player of the Year and the Pac-10 Defensive Player of the Year in 1998 as he led USC in tackles (120), pass deflections (16) and interceptions (6) that season.

He posted 312 tackles (27 for losses) as a 3-year starter.



Butkus Winners

- 1985--Brian Bosworth, Oklahoma
- 1986--Brian Bosworth, Oklahoma
- 1987--Paul McGowan, Florida State
- 1988--Derrick Thomas, Alabama
- 1989--Percy Snow, Michigan State
- 1990--Alfred Williams, Colorado
- 1991--Erick Anderson, Michigan
- 1992--Marvin Jones, Florida State
- 1993--Trev Alberts, Nebraska
- 1994--Dana Howard, Illinois
- 1995--Kevin Hardy, Illinois
- 1996--Matt Russell, Colorado
- 1997--Andy Katzenmoyer, Ohio State
- 1998--Chris Claiborne, USC**
- 1999--LaVar Arrington, Penn State
- 2000--Dan Morgan, Miami (Fla.)
- 2001--Rocky Calmus, Oklahoma
- 2002--E.J. Henderson, Maryland
- 2003--Teddy Lehman, Oklahoma
- 2004--Derrick Johnson, Texas
- 2005--Paul Posluszny, Penn State
- 2006--Patrick Willis, Mississippi
- 2007--James Laurenitis, Ohio State
- 2008--Aaron Curry, Wake Forest
- 2009--Rolando McClain, Alabama


Note: USC has had 3 finalists for the Butkus Award--LB Matt Grootegoed in 2004, Rey Mauluga in 2008 and Brian Cushing in 2008.

MACKEY AWARD FRED DAVIS — 2007

Fred Davis was named USC's first recipient of the Mackey Award, given to college football's top tight end, as a senior in 2007.

He had 62 catches for 881 yards and 8 TDs in 2007 (all team bests and season records for USC tight ends) while earning All-American and All-Pac-10 first team notice. His 152 receiving yards versus Stanford in 2007 was a Trojan tight ends game standard.

A 3-year starter, his 117 catches, 1,408 receiving yards and 13 TD receptions established career records for USC tight ends.



Mackey Winners

- 2000--Tim Stratton, Purdue
- 2001--Daniel Graham, Colorado
- 2002--Dallas Clark, Iowa
- 2003--Kellen Winslow II, Miami (Fla.)
- 2004--Heath Miller, Virginia
- 2005--Mercedes Lewis, UCLA
- 2006--Matt Spaeth, Minnesota
- 2007--Fred Davis, USC**
- 2008-- Chase Coffman, Missouri
- 2009--Aaron Hernandez, Florida

Trojans in the College Football Hall of Fame

PLAYERS (YEARS LETTERED AT USC)	POS.	YR. INDUCTED
Marcus Allen (1978-79-80-81)	TB	2000
Jon Arnett (1954-55-56)	HB	2001
John Baker (1929-30-31)	G	1983
Ricky Bell (1973-74-75-76)	TB	2003
Tay Brown (1930-31-32)	T	1980
Brad Budde (1976-77-78-79)	G	1998
Paul Cleary (1946-47)	E	1989
Sam Cunningham (1970-72)	FB	2010
Anthony Davis (1972-73-74)	TB	2005
Morley Drury (1925-26-27)	B	1954
John Ferraro (1943-44-46-47)	T	1974
Mike Garrett (1963-64-65)	B	1985
Frank Gifford (1949-50-51)	B	1975
Mort Kaer (1924-25-26)	B	1972
Ronnie Lott (1977-78-79-80)	S	2002
Mike McKeever (1958-59-60)	G	1987
*Dan McMillan (1917-19)	T	1971
Erny Pinckert (1929-30-31)	B	1957
Marvin Powell (1974-75-76)	T	1994
Aaron Rosenberg (1931-32-33)	G	1966
O.J. Simpson (1967-68)	TB	1983
Ernie Smith (1930-31-32)	T	1970
Harry Smith (1937-38-39)	G	1955
Lynn Swann (1971-72-73)	FL	1993
Cotton Warburton (1932-33-34)	B	1975
Charles White (1976-77-78-79)	TB	1996
Richard Wood (1972-73-74)	LB	2007
Ron Yary (1965-66-67)	T	1987
Charles Young (1970-71-72)	TE	2004

COACHES (YEARS COACHED AT USC)	YR. INDUCTED
Howard Jones (1925 to 1940)	1951
John McKay (1960 to 1975)	1988
John Robinson (1976 to 1982, 1993 to 1997)	2009

ASSISTANT COACHES (YEARS COACHED AT USC)	YR. INDUCTED
**Mel Hein (1951 to 1965)	1954
***Bob Blackman	1987
****Ken O'Brien (1998)	1997
#Don Coryell (1960)	1999

ATHLETIC DIRECTORS	YR. INDUCTED
*****Mike McGee (1984-93)	1990

*McMillan lettered at California in 1920-21.
 **Hein played for Washington State in 1927-31.
 ***Blackman was a student assistant coach while enrolled at USC (1939-41); he was on USC's freshman football team in 1938; he was inducted based on his college head coaching at Dartmouth, Illinois, Denver and Cornell
 ****O'Brien played for UC Davis in 1980-82.
 *****McGee played for Duke in 1957-59.
 #Coryell played for Washington in 1947-49; he was inducted based on his college head coaching at San Diego State and Whittier

Walter Camp Award

Presented since 1967 to the top individual in college football by the Walter Camp Football Foundation.

- 1967--O.J. Simpson, TB
- 1968--O.J. Simpson, TB
- 1979--Charles White, TB
- 1981--Marcus Allen, TB
- 2004--Matt Leinart, QB
- 2005--Reggie Bush, TB

Maxwell Award

Presented since 1937 to the nation's top college football player by the Maxwell Club of Philadelphia.

- 1968--O.J. Simpson, TB
- 1979--Charles White, TB
- 1981--Marcus Allen, TB

Johnny Unitas Golden Arm Award

Presented by the Kentucky Chapter of the National Football Foundation Hall of Fame since 1987 to the nation's top senior QB.

- 1988--Rodney Peete
- 2002--Carson Palmer
- 2005--Matt Leinart

Doak Walker Award

Presented by the SMU Forum since 1990 to the nation's top RB.

- 2005--Reggie Bush

Chuck Bednarik Award

Presented by the Maxwell Football Club since 1995 to the nation's top defensive player.

- 2008--Rey Mauluga

American Football Coaches Association Coach of the Year

Awarded by the American Football Coaches Association since 1935.

- 1962--John McKay
- 1972--John McKay
- 2003--Pete Carroll

Football Writers Association of America Coach of the Year

Awarded by the Football Writers Association of America since 1957.

- 1962--John McKay
- 1972--John McKay

Voit Trophy

From 1951 to 1978, awarded to the outstanding football player on the Pacific Coast by West Coast football writers.

- 1952--Jim Sears, B
- 1955--Jon Arnett, B
- 1956--Jon Arnett, B
- 1965--Mike Garrett, TB
- 1968--O.J. Simpson, TB
- 1972--Anthony Davis, TB
- 1974--Anthony Davis, TB
- 1976--Ricky Bell, TB
- 1978--Charles White, TB (Co)

Glenn 'Pop' Warner Award

Presented since 1949 to the most valuable senior college football player on the Pacific Coast by the Palo Club.

- 1952--Jim Sears, B
- 1956--Jon Arnett, B
- 1965--Mike Garrett, TB
- 1968--O.J. Simpson, TB
- 1972--Mike Rae, QB
- 1973--Lynn Swann, WR
- 1974--Anthony Davis, TB
- 1976--Ricky Bell, TB
- 1979--Charles White, TB
- 1981--Marcus Allen, TB
- 1984--Jack Del Rio, OLB
- 1988--Rodney Peete, QB
- 1989--Tim Ryan, DT
- 1993--Johnnie Morton, WR
- 1995--Keyshawn Johnson, WR
- 2002--Carson Palmer, QB
- 2005--Matt Leinart, QB

Pacific-10 Conference Player of the Year

Awarded since 1975 by the Pacific-10 Conference (from 1983, an offensive and defensive player were both honored).

- 1976--Ricky Bell, TB
- 1978--Charles White, TB
- 1979--Charles White, TB
- 1981--Marcus Allen, TB
- 1984 (Defense)--Duane Bickett, OLB
- 1988 (Offense)--Rodney Peete, QB
- 1989 (Defense)--Junior Seau, OLB
- 1995 (Offense)--Keyshawn Johnson, WR
- 1998 (Defense)--Chris Claiborne, LB
- 1999 (Freshman)--Kareem Kelly, WR
- 2002 (Co-Offense)--Carson Palmer, QB
- 2002 (Freshman)--Mike Williams, WR
- 2003 (Offense)--Matt Leinart, QB
- 2004 (Co-Offense)--Matt Leinart, QB, and Reggie Bush, TB
- 2004 (Co-Defense)--Shaun Cody, DT
- 2005 (Offense)--Reggie Bush, TB
- 2006 (Freshman)--Taylor Mays, S
- 2007 (Defense)--Sedrick Ellis, DT
- 2008 (Defense)--Rey Mauluga, LB

Pacific-10 Conference Coach of the Year

Presented since 1975 by the Pacific-10 Conference.

- 1976--John Robinson
- 1978--John Robinson
- 1984--Ted Tollner
- 1987--Larry Smith
- 1988--Larry Smith (Co)
- 2003--Pete Carroll (Co)
- 2005--Pete Carroll (Co)
- 2006--Pete Carroll

Morris Trophy

Presented since 1980 to the Pac-10's outstanding offensive and defensive linemen. The offensive winner is selected by vote of the Pac-10's defensive linemen and vice versa.

- 1980--Roy Foster, OG (Offense)
- 1981--Roy Foster, OG (Offense)
- 1982--George Achica, NG (Defense); Bruce Matthews, OG (Offense)
- 1985--Jeff Bregel, OG (Offense)
- 1990--Pat Harlow, OT (Offense)
- 1994--Tony Boselli, OT (Offense)
- 1996--Darrell Russell, DT (Defense)
- 1999--Travis Claridge, OT (Offense)
- 2003--Jacob Rogers, OT (Offense)
- 2006--Ryan Kalil, C (Offense); Sedrick Ellis, DT (Defense)
- 2007--Sedrick Ellis, DT (Defense)
- 2009--Charles Brown, OT (Offense)

Rose Bowl Player of the Game

- 1923--Leo Calland, G
- 1930--Russ Saunders, QB
- 1932--Erny Pinckert, HB
- 1933--Homer Griffith, QB
- 1939--Doyle Nave, QB; Al Krueger, E
- 1940--Ambrose Schindler, QB
- 1944--Norm Verry, G
- 1945--Jim Hardy, QB
- 1953--Rudy Bukich, QB
- 1963--Pete Beathard, QB (Co)
- 1968--O.J. Simpson, TB
- 1970--Bob Chandler, FL
- 1973--Sam Cunningham, FB
- 1975--Pat Haden, QB; Johnny McKay, SE
- 1977--Vince Evans, QB
- 1979--Charles White, TB (Co)
- 1980--Charles White, TB
- 1985--Jack Del Rio, OLB; Tim Green, QB
- 1990--Ricky Ervins, TB
- 1996--Keyshawn Johnson, WR
- 2004--Matt Leinart, QB
- 2007--Dwayne Jarrett, WR (offense); Brian Cushing, LB (defense)
- 2008--John David Booty, QB (offense); Rey Mauluga, LB (defense)
- 2009--Mark Sanchez, QB (offense); Kaluka Maiava, LB (defense)

Rose Bowl Hall of Fame

- Howard Jones (inducted 1989)
- Charles White (inducted 1990)
- John McKay (inducted 1991)
- Sam Cunningham (inducted 1992)
- O.J. Simpson (inducted 1993)
- Jim Hardy (inducted 1994)
- Russ Saunders (inducted 1994)
- Pat Haden (inducted 1995)
- Al Krueger (inducted 1995)
- Doyle Nave (inducted 1995)
- Pete Beathard (inducted 1996)
- John Ferraro (inducted 1996)
- Erny Pinckert (inducted 1997)
- J.K. McKay (inducted 1998)
- Marv Goux (inducted 2000)
- Ambrose Schindler (inducted 2003)
- John Robinson (inducted 2004)
- Rudy Bukich (inducted 2005)
- Keyshawn Johnson (inducted 2009)
- Virgil Lubberden (inducted 2009)



ALL-CONFERENCE SELECTIONS

Here is a list of Trojans named to the All-Conference first team since 1928 (from 1928 to 1951, All-Conference and All-Coast selections are included). USC joined the Pacific Coast Conference in 1922, which was reformed into the Athletic Association of Western Universities in 1959, then renamed the Pacific-8 Conference in 1968. From 1978 on, it has been the Pacific-10 Conference.

1928

Nate Barragar, C
Lloyd Thomas, B

1929

Francis Tappaan, E
Nate Barragar, G
Marsh Duffield, B

1930

Garrett Arbelbide, E
Johnny Baker, G
Marsh Duffield, B
Erny Pinckert, B

1931

Ray Sparling, E
Johnny Baker, G
Stan Williamson, C
Gus Shaver, B
Erny Pinckert, B
Ernie Smith, T

1932

Ernie Smith, T
Tay Brown, T
Aaron Rosenberg, G
Homer Griffith, B
Orv Mohler, Q

1933

Aaron Rosenberg, G
Cotton Warburton, B

1934

No USC selections

1935

No USC selections

1936

Gene Hibbs, E

1937

Amby Schindler, B

1938

Not available

1939

Phil Gaspar, T
Harry Smith, G
Grenny Lansdell, B
Bob Hoffman, B
Howard Stoecker, T

1940

Al Krueger, E

1941

Bob Robertson, B

1942

Mickey McCardle, B

1943

Ralph Heywood, E
Bill Gray, C
Mickey McCardle, B

1944

Jim Callanan, E
Don Hardy, E
John Ferraro, T
Jim Hardy, B
Gordon Gray, B

1945

Not available

1946

John Ferraro, T

1947

Paul Cleary, E
John Ferraro, T
Bob Hendren, T
Don Doll, B

1948

Don Doll, B

1949

Bill Martin, B

1950

Volney Peters, T

1951

Frank Gifford, B
Pat Cannamela, G
Johnny Williams, B

1952

Elmer Willhoite, G
Jim Sears, B
Lou Welsh, C
Bob Hooks, E
Bob Van Doren, T
George Timberlake, LB
Jim Psaltis, HB

1953

George Timberlake, C
Aramis Dandoy, B
Ed Fouch, T

1954

Ed Fouch, T

1955

Leon Clarke, E
Orlando Ferrante, G
Jon Arnett, B

1956

Jon Arnett, B
C.R. Roberts, B

1957

No USC selections

1958

Marlin McKeever, E
Frank Fiorentino, G

1959

Marlin McKeever, E
Ron Mix, T
Mike McKeever, G
Jerry Traynham, B

1960

Marlin McKeever, E

1961

Hal Bedsole, E
Frank Buncom, T
Britt Williams, G
Pete Beathard, QB
Ben Wilson, FB

1962

Hal Bedsole, E
Gary Kirner, T
Damon Bame, G
Pete Beathard, QB
Willie Brown, HB

1963

Gary Kirner, T
Damon Bame, G
Willie Brown, HB
Mike Garrett, HB

1964

Bob Svihus, OT
Bill Fisk, OG
Mike Garrett, HB
Jeff Smith, DE
Gary Hill, DB

1965

Chuck Arrobio, OT
Frank Lopez, OG
Paul Johnson, C
Mike Garrett, HB
Jim Walker, DE
Ron Yary, DT
Jeff Smith, LB
Nate Shaw, DB

1966

Ron Drake, E
Ron Yary, OT
Jim Homan, OG
Rod Sherman, HB
Ray May, DE
Larry Petrill, NG
Nate Shaw, DB

1967

Earl McCullough, E
Ron Yary, OT
O.J. Simpson, RB
Tim Rossovich, DE
Adrian Young, LB
Mike Battle, DB

1968

Bob Klein, E
Sid Smith, OT
Fred Khasigian, OG
Steve Sogge, QB
O.J. Simpson, RB
Jim Gunn, DE

1969

Sid Smith, OT
Fred Khasigian, OG
Clarence Davis, RB
Jim Gunn, DE
Al Cowlings, DL
Tyrone Hudson, DB

1970

Clarence Davis, RB
Charles Weaver, DE

1971

John Vella, OT
John Grant, DE
Willie Hall, LB

1972

Charles Young, E
Pete Adams, OT
Dave Brown, C
John Grant, DL
James Sims, DL
Richard Wood, LB

1973

Jim Obradovich, E
Booker Brown, OT
Anthony Davis, RB
Lynn Swann, WR
Monte Doris, DL
Richard Wood, LB
James Sims, DL
Artimus Parker, DB

1974

Jim Obradovich, E
Marvin Powell, OT
Bill Bain, OG
Anthony Davis, RB
Chris Limahelu, PK
Gary Jeter, DL
Art Riley, DL
Richard Wood, LB
Ed Powell, LB
Charles Phillips, DB
Danny Reece, DB
Marvin Cobb, DB

1975

Marvin Powell, OT
Ricky Bell, RB
Gary Jeter, DL
Kevin Bruce, LB
Danny Reece, DB

1976

Marvin Powell, OT
Donnie Hickman, OG
Ricky Bell, RB
Gary Jeter, DL
David Lewis, OLB
Rod Martin, OLB
Clay Matthews, ILB
Dennis Thurman, DB

1977

Pat Howell, OG
Brad Budde, OG
Charles White, RB
Walt Underwood, DL
Clay Matthews, LB
Dennis Thurman, DB

1978

Charles White, RB
Kevin Williams, WR
Pat Howell, OG
Brad Budde, OG
Anthony Munoz, OT
Rich Dimler, DL
Dennis Johnson, LB
Marty King, P

1979

Paul McDonald, QB
Charles White, RB
Hoby Brenner, TE
Roy Foster, OL
Keith Van Horne, OL
Brad Budde, OL
Dennis Johnson, LB
Riki Gray, LB
Ronnie Lott, DB
Dennis Smith, DB

1980

Marcus Allen, RB
Roy Foster, OG
Keith Van Horne, OT
Dennis Edwards, DL
George Achica, DL
Chip Banks, LB
Ronnie Lott, DB
Dennis Smith, DB

1981

Marcus Allen, RB
Tony Slaton, OL
Roy Foster, OL
Bruce Matthews, OL
George Achica, DL
Dennis Edwards, DL
Chip Banks, DL

1982

Tony Slaton, OL
Bruce Matthews, OL
Don Mosebar, OL
George Achica, DL
Jack Del Rio, LB
Joey Browner, DB

1983

Tony Slaton, OL
Jack Del Rio, LB

1984

Fred Crutcher, RB
Ken Ruettgers, OL
Tony Colorito, DL
Duane Bickett, LB
Tommy Haynes, DB

1985

Jeff Bregel, OL
James FitzPatrick, OL
Tim McDonald, DB

1986

Jeff Bregel, OL
Marcus Cotton, LB
Tim McDonald, DB

1987

Steven Webster, RB
Dave Cadigan, OL
Paul Green, TE

1988

Rodney Peete, QB
Leroy Holt, RB
Erik Affholter, WR
Scott Galbraith, TE
Mark Tucker, OL
Tim Ryan, DL
Dan Owens, DL
Scott Ross, ILB
Mark Carrier, S
Cleveland Colter, S

1989

Todd Marinovich, QB
Ricky Ervins, RB
Leroy Holt, RB
John Jackson, WR
Scott Galbraith, TE
Brad Leggett, OL
Brent Parkinson, OL
Tim Ryan, DL
Dan Owens, DL
Junior Seau, OLB
Scott Ross, ILB
Mark Carrier, S

1990

Gary Wellman, FL
Mark Tucker, OL
Pat Harlow, OL
Don Gibson, DL
Scott Ross, ILB

1991

Tony Boselli, OL
Curtis Conway, RET SP

1992

Curtis Conway, WR, RET SP
Tony Boselli, OL
Willie McGinest, LB

1993

Rob Johnson, QB
Johnnie Morton, WR
Willie McGinest, DL

1994

Keyshawn Johnson, WR
Tony Boselli, OL

1995

Keyshawn Johnson, WR
John Michels, OL
Darrell Russell, DL
John Stonehouse, P

1996

Darrell Russell, DL
Sammy Knight, LB
Daylon McCutcheon, DB

1997

Chris Claiborne, LB
Brian Kelly, DB

1998

Travis Claridge, OL
Ennis Davis, DL
Chris Claiborne, LB
Daylon McCutcheon, DB
Rashard Cook, DB

1999

Travis Clardige, OL
David Gibson, DB

2000

No USC selections

2001

Troy Polamalu, DB
Kevin Arbet, SPT

2002

Carson Palmer, QB
Jacob Rogers, OL
Matt Grootegoed, LB
Troy Polamalu, DB

2003

Matt Leinart, QB
Mike Williams, WR
Jacob Rogers, OL
Norm Katnik, OL
Kenechi Udeze, DL
Shaun Cody, DL
Mike Patterson, DL
Will Poole, DB
Tom Malone, P

2004

Matt Leinart, QB
Reggie Bush, TB, PR
Shaun Cody, DL
Mike Patterson, DL
Matt Grootegoed, LB
Lofa Tatupu, LB
Tom Malone, P

2005

Matt Leinart, QB
Reggie Bush, TB
Dwayne Jarrett, WR
Ryan Kalil, OL
Taitusi Lutui, OL
Sam Baker, OL
Frostee Rucker, DL
Lawrence Jackson, DL
Darnell Bing, S

2006

Dwayne Jarrett, WR
Sam Baker, OT
Ryan Kalil, C
John David Booty, QB
Steve Smith, WR
Sedrick Ellis, DT
Keith Rivers, LB
Rey Maualuga, LB

2007


Fred Davis, TE
Chilo Rachal, OG
Sam Baker, OT
Sedrick Ellis, DT
Lawrence Jackson, DE
Keith Rivers, LB
Rey Maualuga, LB
Kevin Ellison, S

2008


Mark Sanchez, QB
Kristofer O'Dowd, C
Fili Moala, DT
Brian Cushing, LB
Rey Maualuga, LB
Kevin Ellison, S
Taylor Mays, S
David Buehler, PK

2009

Damian Williams, WR/PR
Jeff Byers, OL
Charles Brown, OT
Taylor Mays, S




RON MIX



TROY POLAMALU




LYNN SWANN



COTTON WARBURTON




MARLIN MCKEEVER



MIKE MCKEEVER




HAL BEDSOLE



AARON ROSENBERG



DENNIS THURMAN



ERNY PINCKERT



JOHNNY BAKER



TROJAN TEAM AWARDS

MIKE McKEEVER MEMORIAL AWARD

Awarded to Most Valuable Player of season annually. Award winner is selected by vote of the football coaches. The trophy is donated by the McKeever family.

- 1967--O.J. Simpson
- 1968--O.J. Simpson
- 1969--Jimmy Jones
- 1970--Jimmy Jones
- 1971--Willie Hall
- 1972--Mike Rae
- 1973--Lynn Swann
- 1974--Pat Haden
- 1975--Ricky Bell
- 1976--Ricky Bell
- 1977--Dennis Thurman
- 1978--Charles White
- 1979--Paul McDonald
- Charles White
- 1980--Ronnie Lott
- 1981--Marcus Allen
- 1982--Joey Browner
- 1983--Jeff Brown
- 1984--Neil Hope
- 1985--Tim McDonald
- 1986--Tim McDonald
- 1987--Rodney Peete
- 1988--Rodney Peete
- 1989--Junior Seau
- 1990--Scott Ross
- 1991--Curtis Conway
- 1992--Curtis Conway
- 1993--Johnnie Morton
- 1994--Tony Boselli
- 1995--Keyshawn Johnson
- 1996--Sammy Knight
- 1997--Cedric Jefferson
- 1998--Chris Claiborne
- 1999--Chad Morton
- 2000--Zeke Moreno
- 2001--Troy Polamalu
- 2002--Carson Palmer
- 2003--Matt Leinart
- 2004--Reggie Bush
- 2005--Reggie Bush
- 2006--Steve Smith
- 2007--Sedrick Ellis
- Fred Davis
- 2008--Rey Maua'luga
- 2009--Damian Williams

BOB CHANDLER AWARD

Awarded to the underclassman football player, based on his athletic ability, academic scholarship, and character on and off the playing field — including the individual's leadership, courage, tenacity, discipline, loyalty, and high standards of morals and values. The award funds a scholarship for the player's full tuition, room and board for the following year. The trophy was donated by the Bob Chandler Foundation.

- 1995--Sammy Knight
- 1996--Jonathan Himebauch
- 1997--Chad Morton
- 1998--Aaron Williams
- 1999--Mike Van Raaphorst
- 2000--Charlie Landrigan
- 2001--Darrell Rideaux
- 2002--Keary Colbert
- 2003--Jason Leach
- 2004--Lofa Tatupu
- 2005--Ryan Kalil
- 2006--Keith Rivers
- 2007--Kevin Ellison
- 2008--Taylor Mays
- 2009--Christian Tupou

BRICE TAYLOR MEMORIAL AWARD

Awarded through 1992 to the Offensive Player of the Year in memory of USC's first All-American.

- 1976--Donnie Hickman
- 1977--Mosi Tatupu
- 1978--Lynn Cain
- 1979--Brad Budde
- 1980--Keith Van Horne
- 1981--Roy Foster
- 1982--Jeff Simmons
- 1983--Tony Slaton
- 1984--Ken Ruettgers
- 1985--James FitzPatrick
- 1986--Rodney Peete
- 1987--Rodney Peete
- 1988--Erik Affholter
- 1989--Ricky Ervins
- 1990--Gary Wellman
- 1991--Tony Boselli
- 1992--Curtis Conway
- 1993--Discontinued

ROY BAKER MEMORIAL AWARD

Awarded through 1975 to the player chosen as the Back of the Year by vote of the coaching staff. The trophy was donated by the Harbor Area Alumni Club.

- 1961--Ben Wilson
- 1962--Willie Brown
- 1963--Mike Garrett
- 1964--Mike Garrett
- 1965--Mike Garrett
- 1966--Mike Hull
- 1967--O.J. Simpson
- 1968--O.J. Simpson
- 1969--Clarence Davis
- 1970--Clarence Davis
- 1971--Jimmy Jones
- 1972--Sam Cunningham
- 1973--Pat Haden
- 1974--Anthony Davis
- 1975--Ricky Bell
- 1976--Discontinued

SID CHERNISS MEMORIAL AWARD

Awarded through 1992 to the Defensive Player of the Year and donated by Judge Sid Cherniss Jr. In 1974-75 it was given to the outstanding defensive lineman.

- 1974--Dale Mitchell
- 1975--Gary Jeter
- 1976--Eric Williams
- 1977--Dennis Thurman
- 1978--Rich Dimler
- 1979--Larry McGrew
- 1980--Ronnie Lott
- Dennis Smith
- 1981--Dennis Edwards
- 1982--Riki Gray
- 1983--Jack Del Rio
- 1984--Duane Bickett
- 1985--Matt Johnson
- 1986--Marcus Cotton
- 1987--Greg Coquette
- 1988--Scott Ross
- 1989--Junior Seau
- 1990--Scott Ross
- 1991--Matt Gee
- David Webb
- 1992--Willie McGinest
- 1993--Discontinued

SERVICE TEAM PLAYERS OF THE YEAR AWARD

Awarded from 1998 to the top scout team player. Originally called the Black Shirt Players of the Year Award from 1998 to 2000.

- 1998--Zach Wilson (off.)
- Rocky Seto (def.)
- 1999--Sandy Fletcher (off.)
- Rick Luce (def.)
- 2000--Ryan Kaiser (off.)
- Aaron Orndorff (def.)
- 2001--Billy Hart (off.)
- Jay Bottom (def.)
- 2002--Kurt Katnik (off.)
- Travis Tofi (def.)
- 2003--Andre Woodert (off.)
- Lawrence Jackson (def.)
- 2004--Chris Bocage (off.)
- Fili Moala (def.)
- 2005--Mark Sanchez (off.)
- Kaluka Maiava (def.)
- 2006--David Ausberry (off.)
- Alex Parsons (def.)
- 2007--Mitch Mustani (off.)
- Christian Tupou (def.)
- 2008--Steve Gatena (off.)
- Jurrell Casey (def.)
- 2009--Michael Reardon (off.)
- Marquis Simmons (def.)

JOHN DYE MEMORIAL AWARD

Awarded to the varsity football player chosen as the Lineman of the Year by vote of the coaching staff. It was donated annually by Dr. Peter K. Thomas.

- 1946--Jim Callanan
- 1947--Walt McCormick
- 1948--Bob Stillwell
- 1949--Jack Nix
- 1950--Volney Peters
- 1951--Al Sanbrano
- 1952--Bob Peviani
- 1953--Ed Pucci
- 1954--Ed Fouch
- 1955--Orlando Ferrante
- 1956--Mike Henry
- 1957--Mike Henry
- 1958--Hillard Hill
- 1959--Ron Mix
- 1960--Marlin McKeever
- 1961--Mike Bunda
- 1962--Damon Bame
- 1963--Damon Bame
- 1964--Bill Fisk
- 1965--Paul Johnson
- 1966--Larry Petrill
- 1967--Tim Rossovich
- 1968--Bob Klein
- 1969--Jim Gunn
- 1970--Gerry Mullins
- 1971--John Vella
- 1972--John Grant
- Charles Young
- 1973--Booker Brown
- 1974--Bob McCaffrey
- 1975--Melvin Jackson
- 1976-97--Not given
- 1998--Travis Claridge (off.)
- Ennis Davis (def.)
- 1999--Travis Claridge (off.)
- Ryan Nielsen (def.)
- 2000--Brent McCaffrey (off.)
- Ennis Davis (def.)
- 2001--Jacob Rogers (off.)
- Lonnie Ford (def.)
- 2002--Zach Wilson (off.)
- Kenechi Udeze (def.)
- 2003--Jacob Rogers (off.)
- Kenechi Udeze (def.)
- 2004--Sam Baker (off.)
- Shaun Cody (def.)

- Mike Patterson (def.)
- 2005--Taitusi Lutui (off.)
- Lawrence Jackson (def.)
- 2006--Ryan Kalil, Sam Baker (off.)
- Lawrence Jackson (def.)
- 2007--Sam Baker, Matt Spanos (off.)
- Sedrick Ellis, Lawrence Jackson (def.)
- 2008--Kristofer O'Dowd (off.)
- Fili Moala (def.)
- 2009--Jeff Byers (off.)
- Christian Tupou, Jurrell Casey (def.)

MARIO DANELO SPECIAL TEAMS PLAYER OF THE YEAR

- 1987--Greg Coquette
- 1988--Chris Hale
- 1989--Kurt Barber
- 1990--Quin Rodriguez
- 1991--Bruce Luizzi
- 1992--Bruce Luizzi
- 1993-97--Not given
- 1998--Ifeanyi Ohaleté
- 1999--Frank Carter
- 2000--Kori Dickerson
- 2001--Kevin Arbet
- 2002--Darrell Rideaux
- 2003--Will Poole
- Marcell Allmond
- 2004--Desmond Reed
- 2005--Mario Daneolo
- Kaluka Maiava
- Clay Matthews
- 2007--Thomas Williams
- Clay Matthews
- 2008--David Buehler
- Clay Matthews
- 2009--Garrett Green

TROJAN CLUB AWARD

Awarded through 1975 to the player chosen as the most improved man on the varsity football team. Chosen by vote of the coaching staff. The trophy was donated by the Trojan Club.

- 1960--Bill Nelsen
- 1961--Jim Maples
- 1962--Gary Potter
- 1963--John Thomas
- 1964--Mac Byrd
- 1965--Jim Walker
- 1966--Steve Barry
- 1967--Earl McCullough
- 1968--Steve Sogge
- 1969--Willard Scott
- 1970--John Grant
- 1971--Bob Eriksen
- 1972--Charles Hinton (back)
- Jeff Winans (lineman)
- 1973--Rod McNeill (back)
- Steve Riley (lineman)
- 1974--Marvin Cobb (back)
- Art Riley (lineman)
- 1975--Mosi Tatupu (back)
- Walt Underwood (lineman)
- 1976--Discontinued

SPECIAL GENERAL EXCELLENCE AWARD

- 1976--Gary Jeter (only year given)

**DAVIS-TESCHKE
AWARD**

Awarded annually to the most inspirational player on the varsity football squad. Chosen by vote of the varsity lettermen at the end of the season. The permanent award is a plaque remaining in the head football coach's office on which the recipient's name is engraved each year. An individual trophy, donated by the Arnold Eddy Family, is given to the winner.

- 1919--John Fox
- 1920--Jimmy Smith
Ken Townsend
- 1921--Orrie Hester
- 1922--Leo Calland
- 1923--Chet Dolley
- 1924--John Hawkins
- 1925--Jeff Cravath
- 1926--Ted Gorrell
- 1927--Morley Drury
- 1928--Lloyd Thomas
- 1929--Russ Saunders
- 1930--Ralph Wilcox
- 1931--Erny Pinckert
- 1932--Tay Brown
- 1933--Larry Stevens
- 1934--Herb Tatsch
- 1935--Max Belko
- 1936--Davie Davis
- 1937--Owen Hansen
- 1938--Ray George
- 1939--Bill Fisk
- 1940--Ed Dempsey
- 1941--Ben Sohn
Bobby Robertson
- 1942--Bill Seixas
- 1943--Bill Gray
- 1944--Duane Whitehead
- 1945--Jackie Musick
- 1946--Bob Musick
- 1947--Don Clark
- 1948--Don Doll
- 1949--Bill Martin
- 1950--Pat Cannamela
Ralph Pucci
- 1951--Lou Welsh
- 1952--Jim Sears
- 1953--Dick Petty
- 1954--Marv Goux
- 1955--Marv Goux
- 1956--Don Hickman
- 1957--Ken Antle
- 1958--Ken Antle
- 1959--Mike McKeever
- 1960--Roger Mietz
- 1961--Warren Stephenson
- 1962--Marv Marinovich
- 1963--Willie Brown
- 1964--Craig Fertig
- 1965--Mike Garrett
- 1966--Ray May
- 1967--Adrian Young
- 1968--Steve Sogge
- 1969--Al Cowlings
- 1970--Charlie Weaver
- 1971--John Papadakis
- 1972--Dave Brown
- 1973--Manny Moore
- 1974--Pat Haden
- 1975--Joe Davis
- 1976--Vince Evans
- 1977--Mosi Tatupu
- 1978--Otis Page
- 1979--Brad Budde
- 1980--Ronnie Lott
- 1981--Dennis Edwards
- 1982--George Achica
- 1983--Jeff Brown
- 1984--Neil Hope
- 1985--Matt Johnson
- 1986--Rex Moore
- 1987--Leroy Holt

- 1988--Leroy Holt
- 1989--Leroy Holt
- 1990--Scott Ross
- 1991--Matt Willig
- 1992--Mike Mooney
- 1993--Willie McGinest
Deon Strother
- 1994--Jeff Kopp
- 1995--Terry Barnum
- 1996--Sammy Knight
- 1997--Brian Kelly
- 1998--Marc Matock
- 1999--John Fox
- 2000--Petros Papadakis
- 2001--Antuan Simmons
Charlie Landrigan
- 2002--Troy Polamalu
- 2003--Keary Colbert
- 2004--Matt Grootegoed
Lofa Tatupu
- 2005--Taitusi Lutui
Frostee Rucker
- 2006--Ryan Kalil
- 2007--Thomas Williams
- 2008--Kyle Moore
- 2009--Stafon Johnson

**THEODORE
GABRIELSON
AWARD**

Awarded annually to the outstanding player in the USC-Notre Dame game.

- 1969--Greg Slough
- 1970--Willie Hall
- 1971--Edesel Garrison
- 1972--Anthony Davis
- 1973--Charles Anthony
- 1974--Pat Haden (off.)
Charles Phillips (def.)
- 1975--Ricky Bell
- 1976--Ron Bush
- 1977--Walt Underwood
- 1978--Paul McDonald
- 1979--Danny Garcia
- 1980--Chip Banks
- 1981--George Achica
- 1982--Jeff Simmons
- 1983--Duane Bickett
- 1984--Brian Luft
- 1985--Jeff Bregel
- 1986--Todd Steele
- 1987--Erik Affholter (off.)
Tim Ryan (def.)
- 1988--Erik Affholter (off.)
Scott Ross (def.)
- 1989--John Jackson (off.)
Mark Carrier (def.)
- 1990--Mazio Royster,
Todd Marinovich (off.)
Scott Ross,
Gidion Murrell (def.)
- 1991--Bradford Banta,
Yonnie Jackson (off.)
Stephon Pace (def.)
- 1992--Rob Johnson (off.)
Willie McGinest (def.)
- 1993--Thomas Holland
- 1994--John Stonehouse
- 1995--Not given
- 1996--Sammy Knight
- 1997--Mark Cusano
- 1998--Rashard Cook
- 1999--Not given
- 2000--Zeke Moreno
- 2001--Lonnie Ford
- 2002--Justin Fargas
- 2003--Matt Leinart
- 2004--Matt Leinart
- 2005--Reggie Bush
- 2006--Dwayne Jarrett
- 2007--Mark Sanchez
- 2008--Kaluka Maiava
- 2009--Anthony McCoy

**MARV GOUX
AWARD**

Awarded annually to the varsity football team member chosen by the team as having contributed the most during the USC-UCLA game of that season. The trophy is an actual sized gold football donated annually by Rolland Curtis.

- 1952--Bill Hattig
- 1953--Dick Petty
- 1954--Orlando Ferrante
- 1955--Gordon Duvall
- 1956--Bob Voiles
- 1957--Bob Voiles
- 1958--Lou Byrd
- 1959--Al Bansavage
- 1960--Marlin McKeever
- 1961--Frank Buncom
- 1962--Marv Marinovich
- 1963--Pete Beathard
- 1964--Mike Garrett
- 1965--Mike Garrett
- 1966--Mike Hull
- 1967--O.J. Simpson
- 1968--O.J. Simpson
- 1969--Al Cowlings
- 1970--Sam Dickerson
- 1971--Lou Harris
- 1972--Richard Wood
- 1973--Monte Doris
- 1974--Anthony Davis
- 1975--Ricky Bell (off.)
Walt Underwood (def.)
- 1976--Ricky Bell
- 1977--Rob Hertel
- 1978--Charles White (off.)
Ty Sperling (def.)
- 1979--Charles White (off.)
Ronnie Lott (def.)
- 1980--Keith Van Horne (off.)
Ronnie Lott (def.)
- 1981--Marcus Allen (off.)
George Achica (def.)
- 1982--Scott Tinsley (off.)
Joey Browner (def.)
- 1983--Michael Harper (off.)
Tommy Haynes (def.)
- 1984--Hank Norman (off.)
Jack Del Rio (def.)
- 1985--Joe Cormier (off.)
Matt Koart (def.)
- 1986--Rodney Peete (off.)
Rex Moore (def.)
- 1987--Rodney Peete,
Erik Affholter (off.)
Mark Carrier (def.)
- 1988--Rodney Peete,
Aaron Emanuel,
John Guerrero (off.)
Tim Ryan,
Don Gibson (def.)
- 1989--Ricky Ervins (off.)
Mark Carrier (def.)
- 1990--Mazio Royster (off.)
Stephon Pace (def.)
- 1991--Estrus Crayton (off.)
Calvin Holmes (def.)
- 1992--Rob Johnson (off.)
Stephon Pace (def.)
- 1993--Rob Johnson
- 1994--Keyshawn Johnson
- 1995--Delon Washington
- 1996--R. Jay Soward
- 1997--R. Jay Soward
- 1998--Not given
- 1999--David Gibson
- 2000--Carson Palmer
- 2001--Antuan Simmons
- 2002--Carson Palmer
- 2003--Mike Williams
- 2004--Reggie Bush
Ryan Killeen
- 2005--Reggie Bush
Lawrence Jackson
- 2006--Not given
- 2007--Terrell Thomas
- 2008--Patrick Turner
- 2009--Allen Bradford

**ELMER C.
"GLOOMY GUS"
HENDERSON
AWARD**

Awarded through 1992 to the varsity football player who plays the greatest number of minutes during the season.

- 1966--Mike Scarpace
- 1967--Dick Allmon
- 1968--Gerry Shaw
- 1969--Gerry Mullins
- 1970--Ron Ayala
- 1971--Willie Hall
- 1972--Dave Brown
- 1973--Bob McCaffrey
- 1974--Jim Obradovich
- 1975--Joe Davis
- 1976--William Gay
- 1977--William Gay
- 1978--Pat Howell
- 1979--Paul McDonald
- 1980--Steve Busick
- 1981--Roy Foster
- 1982--Don Mosebar
- 1983--Keith Browner
- 1984--Mark Boyer
- 1985--Jerome Tyler
- 1986--Junior Thurman
- 1987--Greg Coauette
- 1988--John Guerrero
- 1989--Brad Leggett
- 1990--Pat Harlow
- 1991--Tony Boselli
- 1992--Craig Gibson
Len Gorecki
- 1993--Discontinued

**JACK OAKIE
"RISE AND SHINE"
AWARD**

Awarded through 1992, from 1998 to 2000, from 2002 to 2005 and from 2007 to the player with the longest run from scrimmage of the season, in 2003 for the player with the longest run, and from 1993 to 1997 and in 2001, 2006 and 2009 to the player making the biggest hit of the year. Trophy donated by Mrs. Jack Oakie.

- 1985--Kennedy Pola (37 yards)
- 1986--Rodney Peete (32)
- 1987--Scott Lockwood (38)
- 1988--Calvin Holmes (60)
- 1989--Ricky Ervins (78)
- 1990--Scott Lockwood (66)
- 1991--Deon Strother (92)
- 1992--Estrus Crayton
Dwight McFadden (32)
- 1993--Jason Oliver
- 1994--Donn Cunnigan
- 1995--Sammy Knight
- 1996--Grant Pearsall
- 1997--Anthony Volsan
- 1998--Frank Strong (73 yards)
- 1999--Sultan McCullough (48)
- 2000--Malaefou MacKenzie (69)
- 2001--Mike Pollard
- 2002--Sultan McCullough (62)
- 2003--Reggie Bush (96)
- 2004--Reggie Bush (84)
- 2005--Reggie Bush (84)
- 2006--Kevin Ellison
- 2007--Joe McKnight (59)
- 2008--Joe McKnight (55)
- 2009--Taylor Mays

ANNUAL TROJAN TEAM AWARDS

HOWARD JONES/ FOOTBALL ALUMNI CLUB AWARD

Originally the Football Alumni Club Award, awarded annually to the senior varsity football letterman who has achieved the highest accumulative grade point average. In 1978 and 1979 it was awarded to the team's letterman with the highest GPA. From 1993, renamed Howard Jones/Football Alumni Club Academic Award.

1959--Gary Finneran
1960--Mike McKeever
1961--Warren Stephenson
1962--Ken Del Conte
1963--Tom Johnson
1964--Bill Fisk
1965--Chuck Arrobio
1966--Phil Lee
1967--Toby Page
1968--Steve Sogge
1969--Fred Khasigian
1970--Tyrone Hudson
1971--John Papadakis
1972--Dave Brown
1973--Monte Doris
1974--Pat Haden
1975--Melvin Jackson
1976--Eugene Lawryk
1977--Gary Bethel
1978--Paul McDonald
1979--Gordon Adams
1980--Gordon Adams
1981--Jay Champlain
1982--Jim Arrivey
1983--Rod Williams
1984--Duane Bickett
1985--Matt Koart
1986--Jeff Bregel
1987--Keith Davis
John Page
1988--Chuck Ebertin
1989--Tom Dabasinskas
1990--Shane Foley
1991--Marc Raab
1992--Bruce Luizzi
Mike Mooney
1993--Rory Brown
1994--Tony Boselli
1995--Jeremy Hogue
1996--Matt Keneley
1997--Jonathan Himebauch
1998--Adam Abrams
1999--Todd Keneley
2000--Mike Van Raaphorst
2001--Mike MacGillivray
2002--Scott Huber
2003--Matt Cassel
2004--Ryan Ting
2005--Brandon Hancock
2006--Nick Vanderboom
2007--Garrett Green
2008--Garrett Green
Jordan Congdon
2009--Garrett Green

CHRIS CARLISLE COURAGE AWARD

2002--Malaefou MacKenzie
Justin Fargas
2003--Melvin Simmons
2004--Ryan Kalil
2005--Scott Ware
2006--Desmond Reed
2007--Matt Spanos
2008--Jeff Byers
2009--Josh Pinkard

HOWARD JONES INCENTIVE AWARD

Awarded annually through 1992 to the varsity player who has the greatest increase in his grade point average in the previous academic year. From 1993, it was combined with the Football Alumni Club Award.

1979--Danny Garcia
1980--Roy Foster
1981--Don Mosebar
1982--Darryl Moore
1983--Tony Brewer
1984--Timmie Ware
1985--Brent Moore
1986--Bruce Parks
1987--Ken Henry
1988--Erik Affholter
1989--Dan Barnes
1990--Shannon Jones
1991--Alan Wilson
1992--Travis Hannah
1993--Combined with Football Alumni Club Award

JOHN WAYNE MEMORIAL SCHOLARSHIP

Awarded to the senior with aspirations of continuing in higher education who chooses not to participate in professional football. The scholarship is donated by the Wayne family and the Trojan Football Alumni Club.

1980--Ty Sperling
1981--Jay Champlain
1982--Jim Arrivey
1983--Rod Williams
1984--Mark Boyer
1985--John Denvir
1986--Lonnie White
1987--John Page
1988--Chuck Ebertin
1989--Tom Dabasinskas
1990--Shane Foley
1991--Marc Raab
1992--Bruce Luizzi
Mike Mooney
1993--Martin Boskovich
Rory Brown
1994--Jeremy Hogue
1995--Terry Barnum
1996--Matt Keneley
1997--LaVale Woods
1998--Adam Abrams
1999--John Fox
2000--Mike Van Raaphorst
2001--Bobby DeMars
2002--Not given
2003--Scott Huber
2004--Matt Cassel
2005--Travis Watkins
2006--Brandon Hancock
2007--Nick Vanderboom
Brandon Hancock
2008--Jody Adewale
2009--Garrett Green

CHAMPION OF THE YEAR AWARD

Awarded through 1992 to the player who "performed like a champion."

1987--Marcus Cotton
Ryan Knight
1988--Tracy Butts
Jeff Brown
1989--Aaron Emanuel
Marlon Washington
Cordell Sweeney
1990--Shane Foley
Brian Tuliau
1991--Michael Gaytan
Alan Wilson
1992--Travis Hannah
Zuri Hector
1993--Discontinued

SAM BARRY SPARTAN AWARD

After 1952, this award went to the Spartan team member selected by the coaching staff as having contributed the most to the development of the varsity squad during the season. The award was a wrist watch donated by Richard Barreft. Prior to 1952 the award was known as the Richard Barreft Award for the most cooperative member of the varsity squad.

1940--Carl Benson
1941--Max Green
1942--Mel Bleeker
1943--Bill Gray
1944--Duane Whitehead
1945--Jack Musick
1947--Johnny Naumu
1948--Bill Martin
1949--Bob Stillwell
1950--Lou Welsh
1951--Don Zimmerman
1952--Jim Smith
1953--Hank Green
1954--Dennis Wilkerson
1955--Bill Howard
1956--Larry Snyder
1957--Hank Slade
1958--Larry Gilhooly
1959--Bill O'Brien
1960--Marv Marinovich
1961--Gary Winslow
1962--Vern Vihlene
1963--Jerry Hayhoe
1964--Gary Magner
1965--Leonard Sims
1966--Dick Elliott
1967--Cal Garland
1968--Kendell Nungesser
1969--Curtis Timmons
1970--Manfred Moore
1971--Bob McCaffrey
1972--John Racanelli
1973--Joe Shipp
1974--Bill O'Brien
1975--Bernard Tarver
1976-81--Not given
1982--Andrew Jackson
1983--Discontinued

LIFTERS AWARD

Trophy donated by Harry and Marion Keiper.

2001--Matt Cassel
Kenechi Udeze
2002--Grant Mattos
Troy Polamalu
2003--Lenny Vandermade
Mike Patterson
2004--Mike Patterson
Lofa Tatupu
2005--Reggie Bush
Taitusi Lutui
Sam Baker
2006--Sam Baker
Oscar Lua
2007--Sedrick Ellis
Keith Rivers
Kevin Ellison
2008--Brian Cushing
Kevin Ellison
Clay Matthews
2009--Jeff Byers
Will Harris
Taylor Mays


JOHN McKAY AWARD

Given to the underclassman with the most competitive spirit.


2002--Mike Ross
2003--Lofa Tatupu
2004--Thomas Williams
2005--Rey Maualuga
2006--Brian Cushing
2007--Christian Tupou
2008--Damian Williams
2009--Devon Kennard




PAUL McDONALD



JUNIOR SEAU



CHARLES YOUNG



BRUCE MATTHEWS



SAM CUNNINGHAM

TROJANS IN ALL-STAR GAMES

Hula Bowl (135)

1949--Don Doll, Dean Dill, Bob Hendren, John Naumu, Ernie Tolman
 1950--Jack Nix, Jim Powers, Bill Martin
 1951--Volney Peters
 1952--Pat Cannamela
 1953--Jim Sears, Elmer Willhoite, Bob Van Doren
 1954--Tom Nickoloff, Ed Pucci, Harold Han
 1955--Aramis Dandoy
 1956--Leon Clarke
 1957--George Bellotti, Jon Arnett
 1960--Ron Mix
 1961--Marlin McKeever
 1962--Britt Williams
 1963--Marv Marinovich, Ken Del Conte
 1964--Willie Brown, Gary Kirner, Damon Bame, Pete Beathard, Hal Bedsole
 1965--Ron Heller, Fred Hill, Bill Fisk
 1966--Mike Garrett, Dave Moton
 1967--Rod Sherman, Nate Shaw
 1968--Ron Yary, Adrian Young
 1969--Bob Klein, O.J. Simpson, Steve Sogge
 1970--Sandy Durko, Jim Gunn
 1971--Ron Ayala, Charlie Weaver
 1972--John Vella
 1973--Pete Adams, Sam Cunningham, Charles Young
 1974--Booker Brown, Artimus Parker, Lynn Swann
 1975--Anthony Davis, Pat Haden, John McKay, Richard Wood
 1976--Danny Reece
 1977--Ricky Bell, Vince Evans, Shelton Diggs, Gary Jeter, Marvin Powell
 1978--Clay Matthews, Gary Bethel, Ricky Odum, Mosi Tatupu
 1979--Pat Howell, Carter Hartwig, Calvin Sweeney
 1980--Brad Budde, Dennis Johnson, Paul McDonald, Charles White
 1981--Ronnie Lott, Keith Van Horne, Hoby Brenner
 1982--Marcus Allen, Chip Banks, Roy Foster
 1983--Don Mosebar, Bruce Matthews, George Achica
 1984--Tony Slaton
 1985--Duane Bickett, Tommy Haynes
 1986--Matt Johnson
 1987--Louis Brock
 1988--Keith Davis, Ken Henry
 1989--Erik Affholter, Rodney Peete
 1990--Dan Owens, Tim Ryan, Aaron Emanuel
 1991--Pat Harlow, Scott Ross, Mark Tucker
 1992--Kurt Barber, Derrick Deese
 1993--Travis Hannah
 1994--Johnnie Morton, Jason Sehorn
 1995--John Herpin, Rob Johnson
 1996--Terry Barnum, Jeremy Hogue
 1997--John Allred, Chris Miller, Brad Otton
 1998--Phalen Pounds, Delon Washington, Jim Wren
 1999--Rashard Cook
 2000--Antoine Harris, Markus Steele
 2001--Lonnie Ford, Ryan Nielsen, Antuan Simmons
 2002--DeShaun Hill, Bernard Riley, Mike Pollard
 2003--Marcell Allmond, Norm Katnik, Omar Nazel, Melvin Simmons
 2004--Kevin Arbet, Matt Grootegoed, Alex Holmes, Lee Webb
 2005--Collin Ashton, Scott Ware
 2006--Oscar Lua, Chris McFoy, Travis Tofi
 2007--Matt Spanos, Thomas Williams

Shrine East-West Game (111)

1925--Norman Anderson
 1927--Al Behrendt, Jeff Cravath, Ted Gorrell (J)
 1928--Charles Boren, Mort Kaer (D)
 1934--Larry Stevens, Bob McNeish
 1935--Cal Clemens, Cotton Warburton
 1937--Gil Kuhn
 1941--Jack Banta, Bob Peoples, Ben Sohn
 1942--Bob Robertson
 1943--Norm Verry
 1947--Jim Callanan, John Ferraro, Mickey McCardle
 1949--Don Doll (J), Bob Hendren (J), Jack Kirby (J), William Martin (D)
 1951--Bill Jessup, Volney Peters
 1952--Pat Cannamela, Frank Gifford
 1954--Harold Han, Tom Nickoloff, Ed Pucci
 1955--Leon Clarke (D), James Contratto (D), Orlando Ferrante (D)
 1957--Jon Arnett, Frank Hall
 1960--Marlin McKeever (D), Roger Mietz (D)
 1961--Frank Buncom
 1963--Pete Beathard, Willie Brown, Gary Kirner
 1964--Bill Fisk
 1965--Chuck Arrobio (D), Bill Fisk (J), Mike Garrett (D), Ron Heller (J), Fred Hill (J), Jeff Smith (D)
 1970--Greg Slough, Charlie Weaver, Bobby Chandler
 1971--Willie Hall, Jimmy Jones
 1975--Joe Davis
 1978--Rich Dimler
 1979--Raymond Butler, Larry McGrew

1981--Dennis Edwards
 1982--Byron Darby, Jeff Simmons
 1983--Keith Browner
 1984--Jack Del Rio, Ken Ruettggers
 1985--Jerome Tyler, Matt Koart, James FitzPatrick
 1986--Jeff Bregel, Tim McDonald
 1987--Dave Cadigan, Greg Coauette, Marcus Cotton
 1988--Erik Affholter, Paul Green, Rodney Peete
 1989--Cleveland Colter, John Jackson
 1990--Don Gibson, Scott Ross
 1991--Kurt Barber
 1992--David Webb
 1993--Bradford Banta, Willie McGinest, Johnnie Morton, Jason Sehorn
 1994--Brian Williams
 1995--Norberto Garrido, John Stonehouse
 1997--Jim Wren
 1998--Rashard Cook
 1999--Travis Claridge, David Gibson, Chad Morton, R. Jay Soward
 2000--Markus Steele
 2001--Lonnie Ford, Kris Richard
 2002--Sultan McCullough, Malaefou MacKenzie, Kareem Kelly
 2003--Marcell Allmond
 2004--Jason Leach
 2005--David Kirtman, Tom Malone, Frostee Rucker, Justin Wyatt
 2006--Dallas Sartz
 2007--Thomas Williams
 2008--David Buehler, Kevin Ellison, Cary Harris, Kaluka Maiava
 2009--Jeff Byers, Josh Pinkard, Kevin Thomas

Note: Where two East-West games were played in the same calendar year, participants in January game are indicated with a (J) and the December game with a (D).

Senior Bowl (76)

1952--Frank Gifford
 1955--Lindon Crow, Frank Clayton
 1970--Al Cowlings
 1971--Marv Montgomery, Sam Dickerson, Clarence Davis, Greg Slough
 1974--Lynn Swann, Artimus Parker
 1975--John McKay, Jim Obradovich, Charles Phillips, Art Riley, Richard Wood
 1977--Clint Strozier
 1978--William Gay, Dennis Thurman
 1979--Carter Hartwig, Tim Lavender
 1980--Dennis Johnson, Myron Lapka
 1982--Charles Ussery
 1986--Joe Cormier
 1987--Louis Brock
 1988--Paul Green
 1989--Brad Leggett
 1990--Gary Wellman
 1994--Edward Hervey
 1995--Errick Herrin, Israel Ifeanyi, Johnny McWilliams, John Michels, Kyle Wacholtz
 1996--Matt Keneley
 1997--Brian Kelly
 1998--Daylon McCutcheon
 1999--Travis Claridge, R. Jay Soward
 2000--Ennis Davis, Zeke Moreno
 2001--Antuan Simmons
 2002--Carson Palmer, Justin Fargas, Malaefou MacKenzie
 2003--Keary Colbert, Will Poole, Jacob Rogers
 2004--Shaun Cody, Alex Holmes, Mike Patterson
 2005--Dominique Byrd, Taitusi Lutui
 2006--Ryan Kalil, Steve Smith
 2007--Sam Baker, John David Booty, Fred Davis, Sedrick Ellis, Lawrence Jackson, Drew Radovich, Keith Rivers, Terrell Thomas, Chauncey Washington
 2008--Brian Cushing, Clay Matthews, Rey Mauluga, Fili Moala, Kyle Moore, Patrick Turner
 2009--Charles Brown, Jeff Byers, Stafon Johnson, Taylor Mays, Anthony McCoy

College All-Star Game (Chicago) (72)

1934--Homer Griffith, Aaron Rosenberg
 1935--Cotton Warburton, Haskell Wotkins
 1937--Gilbert Kuhn, David Davis
 1940--Grenny Lansdell, Amby Schindler, Harry Smith, Bob Winslow, Robert Hoffman, William Fisk
 1941--Jack Banta, Ben Sohn
 1942--Bob Robertson
 1946--Ralph Heywood, Norman Verry
 1947--James Callanan
 1948--Paul Cleary, Gordon Gray
 1949--Don Doll
 1952--Frank Gifford
 1953--David Psaltis, Jim Sears
 1954--George Timberlake
 1955--Lindon Crow
 1956--Leon Clarke
 1957--Jon Arnett

TROJANS IN ALL-STAR GAMES, PLAYBOY ALL-AMERICANS

1961--Marlin McKeever
 1962--Frank Buncom
 1963--Ben Wilson
 1964--Pete Beathard, Hal Bedsole, Willie Brown
 1965--Fred Hill
 1966--Mike Garrett
 1967--Rod Sherman
 1968--Mike Hull, Earl McCullouch, Tim Rossoovich, Ron Yary, Adrian Young
 1969--Bob Klein, Bob Miller
 1970--Sid Smith, Al Cowlings
 1971--Charlie Weaver, Marv Montgomery
 1972--Willie Hall
 1973--John Grant, Pete Adams, Sam Cunningham, Charles Hinton, Charles Young, Dave Brown, Jeff Winans, Allan Graf
 1974--Rod McNeill, Manfred Moore, Artimus Parker, Steve Riley, Lynn Swann were selected but game was cancelled because of player strike
 1975--Bill Bain, Otha Bradley, Allen Carter, Marvin Cobb, Steve Knutson, Bob McCaffrey, Jim Obradovich, Charles Phillips, Richard Wood

Japan Bowl (40)

1976--Danny Reece
 1977--Marvin Powell, Ricky Bell, Shelton Diggs, Gary Jeter
 1978--Randy Simmrin, Gary Bethel
 1979--Ray Peters, Otis Page
 1980--Brad Budde, Chris Foote, Larry McGrew, Herb Ward
 1981--Hoby Brenner
 1982--Joe Turner
 1983--Scott Tinsley, Jeff Simmons
 1984--Tony Slaton, Keith Browner, Jeff Brown
 1985--Ken Ruetggers, Steve Jordan, Jack Del Rio, Duane Bickett
 1987--Ron Brown, Erik McKee, Don Shafer
 1988--Greg Coauette, Marcus Cotton
 1989--John Guerrero, Steven Webster
 1990--Scott Galbraith, Bill Schultz
 1991--Ricky Ervins, Don Gibson
 1992--Scott Lockwood, Michael Moody
 1993--Estrus Crayton, Travis Hannah, David Webb

Coaches All-America Game (26)

1961--Roger Mietz
 1963--Bill Nelsen
 1964--Hal Bedsole, Willie Brown
 1965--Fred Hill, Bob Svihus
 1966--Chuck Arrobio, Mike Garrett, Jeff Smith
 1967--Ray May, Rod Sherman
 1968--Tim Rossoovich, Ron Yary, Adrian Young
 1969--Jim Lawrence, Jack O'Malley
 1971--Charlie Weaver, Greg Slough
 1972--Skip Thomas
 1973--John Grant, Pete Adams, Sam Cunningham, Charles Young, Dave Brown
 1974--Lynn Swann
 1975--Bill Bain, Charles Phillips



ROY FOSTER



GARY JETER




JACK DEL RIO



JOHNNIE MORTON



TIM McDONALD



MARVIN POWELL

Playboy Pre-Season All-Americans

USC has landed more players on the prestigious Playboy Magazine pre-season college All-American football team than any other university. Since Playboy first picked a team in 1957, there have been 74 Trojan players selected, as well as 2 Coaches of the Year and 1 Scholar-Athlete. Next (not including the 2010 picks) with 49 selections is Michigan, followed by Oklahoma with 43 (plus 3 Coaches of the Year), Notre Dame with 40 (plus 1 Coach of the Year) and Nebraska with 35 (plus 2 Coaches of the Year and 1 Scholar-Athlete). During a 16-year period (1972 through 1987), at least 1 Trojan player was selected annually to the Playboy squad. On 7 different occasions (1970-76-79-80-2004-05-08), 3 USC players made that year's Playboy team. USC's Tony Boselli, who was selected in 1992-93-94, was the first 3-time Playboy selection from any school.

Here is a list of USC's Playboy pre-season All-Americans:

1960--Marlin McKeever, E; Mike McKeever, G
 1963--Damon Bame, G; Hal Bedsole, E
 1964--Mike Garrett, DB
 1965--Mike Garrett, DB
 1967--Ron Yary, OT
 1968--O.J. Simpson, RB
 1969--Jimmy Gunn, DE; Sid Smith, OL
 1970--Greg Slough, LB; Tody Smith, DL; Charlie Weaver, DE
 1972--Pete Adams, OL; Charles Young, TE
 1973--Lynn Swann, WR; Richard Wood, LB
 1974--Anthony Davis, RB
 1975--Marvin Powell, OL
 1976--Ricky Bell, RB; Gary Jeter, DL; Marvin Powell, OL
 1977--Dennis Thurman, DB; Walt Underwood, DL
 1978--Pat Howell, OL; Charles White, RB
 1979--Brad Budde, OL; Anthony Munoz, OL; Charles White, RB; John Robinson, Coach
 1980--Ronnie Lott, DB; Dennis Smith, DB; Keith Van Horne, OL
 1981--Chip Banks, LB; Roy Foster, OL
 1982--Bruce Matthews, OL; Don Mosebar, OL
 1983--Jack Del Rio, LB; Tony Slaton, C
 1984--Jack Del Rio, LB
 1985--Jeff Bregel, OL; Tim McDonald, DB
 1986--Jeff Bregel, OL; Tim McDonald, DB
 1987--Marcus Cotton, LB
 1989--Mark Carrier, DB; Tim Ryan, DL
 1992--Tony Boselli, OL
 1993--Tony Boselli, OL; Willie McGinest, DL
 1994--Tony Boselli, OL
 1995--Keyshawn Johnson, WR; Jeremy Hogue, C (Scholar-Athlete)
 1996--Darrell Russell, DT
 1997--Daylon McCutcheon, DB; Jim Wren, P
 1999--R. Jay Soward, WR/RET SP
 2002--Troy Polamalu, DB
 2003--Mike Williams, WR
 2004--Matt Leinart, QB; Shaun Cody, DL; Tom Malone, P
 2005--Matt Leinart, QB; Reggie Bush, TB; Tom Malone, P; Pete Carroll, Coach
 2006--Dwayne Jarrett, WR; Sam Baker, OL
 2007--Sam Baker, OL; Keith Rivers, LB
 2008--Rey Mavaluga, LB; Brian Cushing, LB; Taylor Mays, S
 2009--Taylor Mays, S; Kristofer O'Dowd, C
 2010--Kristofer O'Dowd, C; Stanley Havili, FB



ALL-TIME LETTERWINNERS

Various standards have been used to determine USC letterwinners over the years, but since 1976, squad members who have played at least 30 minutes have been listed here as lettermen. There have been many exceptions to that rule, including kickers and others who contributed significantly to the team's success without playing 30 minutes.

In addition, senior squad members who have been on the team for several years have generally been awarded letters for their senior season, as long as they appeared in at least one game. This has been a long-standing policy.

The list is confined to lettermen who actually played on USC's varsity teams of American Rules Football, and does not include individuals who lettered only in rugby.

Positions, heights, and weights are generally those listed in USC publications and other sources in the player's final letterwinning year. Positions are primarily listed in the terminology of the era in which the letterwinner played. "Hometowns" by longstanding custom are usually the places from which players came to USC, and are located in California unless noted. Parenthetical notations contain a letterwinner's high school, and junior or senior college, attended before USC, where known, and are in the state of the letterman's hometown, unless noted. This list was expanded by Michael J. Glenn (with input from Gary Wright). USC appreciates their invaluable efforts.

NAME (YEARS LETTERED) POSITION HGT. WGT. HOMETOWN (HIGH SCHOOL/JC)

NAME (YEARS LETTERED)	POSITION	HGT.	WGT.	HOMETOWN (HIGH SCHOOL/JC)
— A —				
Abbott, Jim (2007)	CB	5-10	175	San Marino (Loyola)
Abdul-Malik, Sultan (1997,98,99,2000)	LB-DE	6-3	240	Arcadia (Arcadia)
Abdul-Shaheed, Shamsud-Din (1998,99,2000)	DE-DT	6-4	250	Los Angeles (Verbum Dei)
Abram, Fabian (1955,56)	RT	6-3	215	Redondo Beach (Redondo/El Camino JC)
Abrams, Adam (1995,96,97,98)	PK	5-9	185	San Diego (Bishop's)
Abrams, Andre (1992,94)	OT-OG	6-3	290	Nuevo (Perris)
Achica, George (1979,80,81,82)	NG	6-5	260	San Jose (Andrew Hill)
Acker, Frank (1904,05)	RHB			
Adams, Bill (1967)	C	6-2	218	Santa Monica (Santa Monica)
Adams, Gene (1904,05)				
Adams, Gordon (1980)	QB	6-1	195	Newport Beach (Newport Harbor)
Adams, Harold [Hobbs] (1923,24,25)	E	5-10	170	San Diego (San Diego)
Adams, Holly (1922,23,24)	C		195	Inglewood (Inglewood)
Adams, Pete (1970,71,72)	OT	6-4	258	San Diego (University/San Diego CC)
Adelman, Harry (1941,42)	LG	6-0	188	Los Angeles (Roosevelt)
Adewale, Jody (2004,05,06,07)	FB	6-0	230	Los Angeles (Roosevelt)
Adolph, Rob (1973,74)	QB	6-1	190	Dinuba (Dinuba)
Affholter, Erik (1985,86,87,88)	SE-PK	6-1	190	Agoura (Oak Park)
Aguirre, John (1941,45)	LT	6-1	210	San Francisco (Galileo)
Aldridge, Rikki (1967)	RHB-K	6-1	185	Midway City (Westminster)
Alekski, Joe (1925,27)	G	6-2	198	Oxnard (Oxnard)
Alexander, DelVaughn (1993,94)	WR	6-2	185	Los Angeles (University/West Los Angeles CC)
Alexander, Harold (1923)				
Allan, Roy (1908,09,10)	C			
Allen, Marcus (1978,79,80,81)	TB-FB	6-2	202	San Diego (Lincoln)
Allmon, Dick (1967,68)	C	6-1	230	La Jolla (La Jolla)
Allmond, Marcell (1999,2000,02,03)	CB-WR	6-0	200	Anaheim (St. Paul)
Allred, John (1993,94,95,96)	TE	6-5	250	Del Mar (Torrey Pines)
Almy, J. (1907)	QB			
Anderson, Brad (1981)	WR	6-1	160	Pinole (Pinole Valley)
Anderson, Chuck (1960,61)	LG	6-2	210	Whittier (Whittier)
Anderson, Norman (1922,23,24)	T		198	Los Angeles (Los Angeles)
Anderson, Otto (1922,23,24)	HB		150	Pomona (Pomona)
Anderson, William C. (1937,38,40,41)	QB	5-11	175	Altadena (Muir)
Ane, Charley (1951,52)	QB-LT	6-2	256	Honolulu, HI (Punahou/Compton (CA) College)
Anno, Sam (1983,84,85,86)	ILB-OLB	6-3	235	West Los Angeles (Santa Monica)
Anthony, Charles (1971,72,73)	ILB	6-0	240	Fresno (Edison)
Anthony, Frank (1927,28,29)	T	6-1	200	Venice (Venice)
Antle, Ken (1956,57,58)	C	5-11	185	Watsonville (Watsonville)
Antles, Russell (1944,45,46)	C	6-2	210	Porterville (Porterville)
Apolskis, David (1990,92,93)	C-OG	6-4	260	Houston, TX (St. Thomas)
Apsit, Marger (1928,29,30)	HB	5-11	180	Aurora, IL (East)
Arbelvide, Garrett (1929,30,31)	HB-E	6-1	178	Huntington Park (Huntington Park)
Arbet, Kevin (1999,2000,01,03,04)	CB-S	5-11	190	Stockton (St. Mary's)
Archuleta, Bobby (1987)	S	5-10	185	Alhambra (San Gabriel)
Armstead, Armond (2008,09)	DE-DT	6-5	295	Sacramento (Pleasant Grove)
Arnest, Hal (1961)	RE	6-1	195	Los Angeles (Harvard)
Arnett, Bob (1957,58)	LHB	5-11	185	Los Angeles (Manual Arts)
Arnett, Jon (1954,55,56)	LHB	5-11	190	Los Angeles (Manual Arts)
Arnold, James (1918)	G			
Arnold, Paul (1889)	QB			
Arrington, Gene (1988)	FL	6-0	185	Steelton, PA (Harrisburg)
Arrivey, Jim (1982)	QB	6-5	205	Seattle, WA (Shorecrest)
Arrobbio, Chuck (1963,64,65)	OT	6-4	243	Glendale (Glendale)
Artenian, Mickey (1952,53)	LG	6-0	193	Los Angeles (Garfield/East Los Angeles JC)
Ashcraft, Walt (1948,52)	T	6-7	233	Long Beach (Long Beach Poly/San Diego Marines)
Ashton, Collin (2002,03,04,05)	LB	6-1	220	Mission Viejo (Mission Viejo)
Atanasoff, Alex (1937)	C	6-2	191	Los Angeles (Los Angeles JC)
Aubrey, Bob (1996,97)	LB	6-3	235	Glendale (St. Francis)
Audet, Earl (1943)	RT	6-2	245	Seton Hall, NJ (Seton Hall)
Ausberry, David (2007,08,09)	WR	6-4	235	Lemoore (Lemoore)
Avery, Ralph W. (1896,97)				
Axe, Fred (1919,20,21)	G		170	Los Angeles (Franklin)
Ayala, Ron (1968,69,70)	S-K	5-9	175	Lakewood (Lakewood)
Ayles, Blake (2008,09)	TE	6-5	245	Orange (Orange Lutheran)
— B —				
Baccitich, John (1966)	C	6-1	222	San Francisco (St. Ignatius)
Badgro, Morris (1924,25,26)	E	5-11	170	Kent, WA (Kent)
Baillie, Burt (1903,04,05)	LE			
Bain, Bill (1973,74)	OG-OT	6-3	268	Pico Rivera (St. Paul/U of Colorado/San Diego CC)
Bain, Marv (1964,65)				
Baker, John (1929,30,31)	LB	6-1	197	Santa Ana (Mater Dei/Santa Ana JC)
Baker, Roy [Bulle] (1922,23)	G	5-10	185	Kingsburg (Kingsburg)
Baker, Sam (2004,05,06,07)	HB		165	(Long Beach Poly/Santa Clara)
Baldock, Al (1949,50,53)	OT	6-5	305	Tustin (Tustin)
Baldridge, Lyle (1925,26,28)	LE	6-2	215	Santa Monica (Santa Monica)
Barne, Damon (1962,63)	G	6-0	207	Los Angeles (Franklin)
Banks, Chip (1978,79,80,81)	LG-LB	5-11	192	Glendale (Glendale/Glendale CC)
Bansavage, Al (1959)	ILB-OLB	6-5	230	Augusta, GA (Laney)
Banta, Bradford (1990,91,92,93)	RG	6-2	220	Union City, NJ (Union City/The Citadel)
Banta, Jack (1938,39,40)	TE	6-6	250	Baton Rouge, LA (University)
Barber, Kurt (1988,89,90,91)	RHB	5-10	187	Los Angeles (Los Angeles/Black-Foxe)
Barber, Richard (1931,32)	OLB	6-4	235	Paducah, KY (Paducah Tilghman)
Bardin, Oliver (1932,33)	FB	6-2	180	Long Beach (Long Beach Poly)
Barkley, Matt (2009)	G	5-10	196	Salinas
Barnes, Dan (1987,88,89)	QB	6-2	230	Newport Beach (Mater Dei)
Barnes, Mercer (1949,50)	OG	6-4	270	Woodland Hills (El Camino Real)
Barnum, Terry (1992,93,94,95)	C	6-0	205	Aurora, IL (West Aurora/U of Illinois)
Baroncelli, Andy (1984)	RB	5-10	200	Chatsworth (Alemany)
Barragar, Nathan (1927,28,29)	C	6-3	270	Taft Lee, Houston, TX (Taft College)
Barrager, (1918)	C	6-0	198	San Fernando (San Fernando)
Barrett, (1917)				
Barrett, Chris (2004,05,06)	DE-TE	6-5	265	Tustin (Tustin)
Barry, Al (1952)	RG-RT	6-2	221	Beverly Hills (Beverly Hills)
Barry, Joe (1992,93)	ILB	6-1	230	Boulder, CO (Fairview/U of Michigan)
Barry, Nelson (1930)	QB	5-10	167	Huntington Beach (Huntington Beach)
Barry, Steve (1965,66)	OG	6-2	212	Los Angeles (Loyola)
Bastian, Bob (1946,47,48)	LG	6-1	205	Inglewood (Inglewood)
Bastianelli, Mike (1995,96,97,98)	WR	6-1	195	Darville (De La Salle)
Bates, Jim (1960,61)	LE	6-2	188	Los Angeles (Manual Arts/East Los Angeles JC)
Battle, Art (1946,48,49)	RHB	5-11	170	Huntington Park (Huntington Park/U of San Francisco)
Battle, Mike (1966,67,68)	DHB-S	6-1	175	Lawndale (Lawndale/Long Beach CC)
Baucham, Brian (2009)	CB	5-11	180	Torrance (West Torrance)
Bayley, Eugene (1914)	LT			
Beale, John Paul (1918,19,20)	LT		182	Pomona (Pomona)
Beals, (1917)				
Beard, Francis (1932,33,34)	LG	5-9	185	Sacramento (Sacramento)
Beard, Greg (1975)	OG	6-4	240	Whittier (Serra/Rio Hondo JC)
Beathard, Peter (1961,62,63)	QB	6-1	197	El Segundo (El Segundo)
Beatie, Eugene (1926,27)	T	6-1	190	San Bernardino (San Bernardino)
Beatie, Richard (1995)	OT	6-6	285	San Gabriel (San Gabriel/Glendale CC)
Beatty, Blanchard (1930,31)	QB	5-9	154	Balboa (Santa Ana)
Beatty, Homer (1934,35,36)	RHB	6-0	187	Bakersfield (Bakersfield)
Beck, Gene (1948,50)	C	6-0	185	Inglewood (Inglewood)
Becker, Henry (1929)	HB	5-9	165	Joplin, MO (Joplin)
Bedsole, Hal (1961,62,63)	LE	6-5	221	Northridge (Reseda/Pierce JC)
Beeson, Bob (1940)	LHB	5-11	191	Los Angeles (Los Angeles/Black-Foxe Academy)
Behrendt, Allen (1924,25,26)	E	6-0	187	Cleveland, OH (East Cleveland)
Belko, Max (1934,35,36)	LT	5-11	197	Gary, IN (Froebel)
Bell, David (1996,98,99,2000)	PK-P	6-0	190	Anaheim (Western)
Bell, Howard (1926)	G-T	6-0	191	(Alhambra)
Bell, Joseph A. (1943)	QB	6-0	180	Los Angeles (Marshall)
Bell, Ricky (1973,74,75,76)	TB-FB	6-2	218	Los Angeles (Fremont)
Belotti, George (1954,55,56)	LT	6-3	235	Oxnard (Oxnard)
Beloud, Brett (1993)	TB	5-8	180	Phoenix, AZ (Brophy Prep)
Bender, Wes (1991,92)	FB	6-0	245	Burbank (Burrroughs/Glendale CC)
Bennett, Frank (1939)	RT	6-1	205	Los Angeles (San Francisco Lowell)
Benson, Carl (1939,40)	RG-LT	6-2	202	Laguna Beach (Tustin/Santa Ana JC)
Benson, Jeff (1985)	OT	6-6	280	Huntington Beach (Edison/Golden West College)
Berry, Mike (1969,70)	TB	5-10	197	Minneapolis (Central)
Berry, John (1981,83)	ILB	6-3	230	Walnut Creek (Northgate)
Berryman, Richard (1936)	FB	6-0	183	Long Beach (Long Beach Poly)
Berryman, Robert (1939,40)	QB	6-1	191	Long Beach (Long Beach Poly)
Bescos, Julius (1932,33,34)	LE	6-2	175	Huntington Park (Huntington Park)
Best, Oliver (1904)	QB			
Bethel, Gary (1975,76,77)	C	6-4	250	Turlock (Turlock)
Bettinger, George (1935)	RE	6-1	182	Alhambra (Alhambra)
Betz, Bill (1947,48)	FB	5-11	190	Lincoln, NE (Lincoln)
Bianchi, Steve (1941)	C	5-11	195	Huntington Park (Huntington Park)
Bickett, Duane (1982,83,84)	OLB-DT-ILB	6-5	235	Glendale (Glendale)
Bickford, John H. (1903,04,06)	C			
Biggers, Keith (1983,84)	ILB	6-2	215	Los Angeles (Serra/El Camino College/Mt. SanAntonio JC)
Biggs, Henry (1930,31,32)	E	6-1	174	Los Angeles (Venice)

ALL-TIME LETTERWINNERS

Bing, Darnell (2003,04,05)	S	6-2	220	Lakewood (Long Beach Poly)	Brummett, Mike (1983)	OG	6-5	245	Huntington Beach (Huntington Beach/Golden West Coll.)
Bird, Jim (1947,48,49)	LT	6-3	230	National City (National City/Riverside College)	Bryant, T.J. (2008,09)	CB	6-0	180	Tallahassee, FL (Lincoln)
Bird, Richard (1919,20)	RG		165	El Monte (El Monte)	Brymer, Chris (1994,96,97)	OG	6-3	130	Apple Valley (Apple Valley)
Black, Rupert (1930)	G	5-11	185	Abilene, TX (Abilene)	Buchanon, William (2002,03,04,05)	CB-WR	6-3	185	Oceanside (Oceanside)
Blair, Horace (1922)	T		178		Buckley, Bob (1951,52,53)	RHB	5-10	184	Brooklyn, NY (Lafayette/Santa Ana (CA) JC)
Blake, Samuel R. (1916)					Buehler, David (2006,07,08)	PK-FB-S	6-2	225	Anaheim (Canyon/Santa Ana JC)
Blanche, John (1966,68)	LB-OG	6-2	211	Claremont (Claremont)	Budde, Brad (1976,77,78,79)	OG	6-5	253	Kansas City, MO (Rockhurst)
Blecksmith, Ed (1964,65)	S	6-2	196	Covina (Charter Oak)	Burford, Don (1957,58)	LHB	5-5	155	Los Angeles (Dorsey/Los Angeles CC)
Bledsoe, Leo (1941)	RHB	5-9	173	Great Bend, KS (Great Bend)	Bukich, Rudy (1951,52)	LHB	6-1	194	St. Louis, MO (Roosevelt/J of Iowa)
Bledsoe, William (1940,41)	RHB	6-1	185	Great Bend, KS (Great Bend)	Buncom, Frank (1960,61)	LT	6-1	218	Los Angeles (Dorsey/East Los Angeles JC)
Bleeker, Melvin (1940,41,42)	QB	5-10	185	Los Angeles (Fremont)					
Bocage, Chris (2004)	TB-WR-S	5-10	190	Pearl City, HI (St. Louis)	Bundra, Mike (1959,60,61)	RT	6-3	230	Catasaugua, PA (Catasaugua/Bakersfield (CA) JC)
Bockman, (1905)	LT								
Boelter, Grant (1996)	OT	6-6	310	Seguin, TX (Judson/San Francisco CC (CA))	Bundy, Bill (1939,40,41)	LHB	5-10	201	Santa Monica (Santa Monica)
Bohlinger, Tom (1972,73)	LB	6-2	227	Santa Ynez (Santa Ynez)	Bunker, Frank (1907,09)	C			
Boice, Winchell (1922)	E		164		Burchard, Gerald (1933,34,35)	LHB	5-10	200	San Diego (San Diego)
Boies, Herb (1949)	LG	6-1	205	Los Angeles (Mt. Carmel)	Burek, Stanley (1905,06,07,08)	FB			
Boies, Larry (1957,58)	RE	6-0	200	Chowchilla (Chowchilla/Fresno JC)	Burke, Don (1948)	FB	6-0	225	Oakland (Oakland/Salinas JC)
Bond, Ward (1928,29,30)	T	6-2	195	Denver, CO (East)	Burkett, Red (1916)				
Bonds, Marcus (1994,95)	DE	6-6	250	Los Angeles (Monroe/West Los Angeles CC)	Burnett, C.W. (1893,95)	RG			
Bonham, Herschel (1926,27,28)	FB	5-9	170	Pomona (Pomona)	Burns, Dan (1976,77)	TE	6-4	230	Playa Del Rey (St. Bernard's/Santa Monica CC)
Booth, John David (2003,05,06,07)	QB	6-3	215	Shreveport, LA (Evangel Christian)	Burns, DeChon (1989)	CB	5-11	190	Riverside (Rubidoux)
Bordier, Bing (1954,55)	RE	6-0	195	Alhambra (Mark Keppel)	Burns, Mike (1975,76)	CB	5-11	185	Richmond (El Cerrito/Contra Costa JC)
Boren, Charles F. (1925,27,28)	G	5-10	175	Evansville, IN (Princeton)	Burrue, Ross (2005)	C	6-2	290	Castro Valley (Castro Valley/Chabot JC)
Born, Dennis (1967)	OT-OG	6-1	237	Whittier (La Serna/Cerritos JC)	Busby, Marvin L. (1934)	T	6-3	201	Los Angeles (Los Angeles)
Bosbyshell, William (1906)	LE				Busby, Stuart (1961)	LT	6-1	210	Lafayette (Acalanes/Fresno CC)
Boselli, Tony (1991,92,93,94)	OT	6-8	305	Boulder, CO (Fairview)	Busch, Ernie (1947)	C	6-2	195	Sacramento (McClatchy)
Boskovich, Joe (2000,01,02,03)	SNP-C-TE	6-4	240	Westlake (Westlake)	Bush, Reggie (2003,04,05)	TB	6-0	200	Spring Valley (Helix)
Boskovich, Martin (1993)	P-PK	6-2	190	Sierra Madre (St. Francis/Glendale CC)	Bush, Ron (1974,75,76)	CB	6-0	190	San Bernardino (San Bernardino/San Bernardino Valley JC)
Botelho, Rod (1958)	LG	5-9	213	Honolulu, HI (St. Louis)					
Bott, Clyde (1896,97)	RG				Busick, Steve (1978,79,80)	ILB	6-4	230	Temple City (Temple City)
Bottom, Alex (2002)	LB-SNP	6-5	225	Newport Beach (Corona del Mar)	Butcher, Ron (1961,62)	LT	6-3	205	West Covina (West Covina)
Bottom, Jay (2002,03)	DE	6-3	225	Newport Beach (Corona del Mar)	Butkus, Matt (1993)	NT	6-2	265	Malibu (Loyola)
Boulware, Dave (1971,72,73)	FL-P	6-1	197	Downey (Warren)	Butler, Brice (2009)	WR	6-3	200	Norcross, GA (Norcross)
Bowen, Ken (1995,96,97,98)	OT	6-8	335	Orlando, FL (Dr. Phillips)	Butler, Doyle (2000,01,02)	DE-TE	6-3	245	Tucson, AZ (Sabino/Purdue (IN)/Mesa CC)
Bowers, Bill (1950)	HB	5-11	180	Canoga Park (Canoga Park)					
Bowie, Wilson (1968)	LHB	6-1	195	New Orleans, LA (Carver)	Butler, Raymond (1978,79)	WR	6-3	200	Brazoria, TX (Sweeny/Wharton County JC)
Bowlin, Brandon (1986,87,88)	S	5-10	190	Pasadena (Blair)					
Bowman, Charles (1939)	QB	5-11	165	Redondo (Redondo)	Butterfield, Clarence (1917,19,20)	RHB		160	Chino (Chino)
Boyer, Mark (1982,83,84)	TE	6-4	235	Huntington Beach (Edison)	Butts, Tracy (1985,86,87,88)	CB	5-10	190	Riverside (Rubidoux)
Boyle, Johnny (1920,21,22)	LT		185	Los Angeles (Los Angeles/Manual Arts)	Byers, Jeff (2004,07,08,09)	OG-C	6-3	290	Fort Collins, CO (Loveland)
Bozanic, George (1951,52,53)	QB	6-1	207	Lander, WY (Fremont County Vocational)	Byrd, Dominique (2002,03,04,05)	TE-DE	6-3	260	Minneapolis, MN (Breck)
Bradford, Allen (2006,07,08,09)	TB-S	5-11	235	San Bernardino (Colton)	Byrd, Glenn (1972)	DT	6-3	234	Oakland (McClaymonds)
Bradford, Joe (1945)	RT	6-2	225	Ventura (Ventura)	Byrd, Lou (1957,58)	LG	5-11	209	New Orleans, LA (McDonough #35/Ventura (CA) JC)
Bradley, Joe (1895)	FB								
Bradley, Mario (1994,95)	CB	6-2	195	Long Beach (Long Beach Jordan/Cerritos CC)	Byrd, Mac (1962,63,64)	LG-LT	6-1	195	New Orleans, LA (Xavier)
Bradley, Otha (1973,74)	NG	6-2	263	St. Joseph, LA (Tensas Rosenwald/Los Angeles (CA) CC)	Byrd, Sunny (2001,02)	FB-TB	6-0	215	Manhattan Beach (Mira Costa/El Camino JC)
Brady, Greg (1981)	WR	6-3	220	Tempe, AZ (Coronado)					
Brandt, Harvey T. (1934)				Los Angeles (Washington)	— C —				
Bravo, Danny (1998,2000)	S	6-0	205	Montebello (Bishop Amat/Chico State)	Cadigan, Dave (1985,86,87)	OT	6-5	280	Newport Beach (Newport Harbor)
Braziel, Larry (1977,78)	CB	5-11	188	Fort Worth, TX (Dunbar/Compton (CA) JC)	Cahill, Ray (1966)	LE	6-1	208	Los Angeles (Manual Arts)
Breeland, Garrett (1984,85)	OLB	6-1	230	Fullerton (Sunny Hills/Fullerton College)	Cain, Lynn (1977,78)	FB	6-1	205	Los Angeles (Roosevelt/East Los Angeles JC)
Bregel, Jeff (1983,84,85,86)	OG	6-4	280	Granada Hills (Kennedy)					
Brennan, Scott (1985,86,87,88)	C	5-10	200	Yucaipa (Clovis West)	Calabria, Ron (1954)	RHB	5-9	179	Wooster, OH (Wooster)
Brenner, Hoby (1978,79,80)	TE	6-5	235	Fullerton (Fullerton)	Calcagnie, Sean (2008)	WR	6-0	190	Coto de Caza (Tesoro)
Brewer, Tony (1982,83)	S	6-2	200	Los Angeles (Gardena)	Caley, Dan (1902,03)	RHB-RT			
Bridewell, Walter (1907)	HB				Caley, Elvin (1902,03)	RHB			
Bright, Kenneth (1932,33)	HB	6-0	201	Oxnard (Ventura College)	Callanan, George (1943)	RHB	5-10	170	Los Angeles (Loyola)
Brittingham, Mike (2004,05,06)	FB-LB	6-1	210	Santa Ana (Foothill)	Callanan, Howard (1942)	RHB	6-0	157	Los Angeles (Loyola)
Brock, Louis (1984,85,86)	CB	5-11	175	St. Louis, MO (Ladue)	Callanan, Jim (1943, 44,45,46)	RE	6-0	190	Los Angeles (Loyola)
Brockman, Kenneth (1918)	T			(Manual Arts)	Calland, Leo (1920,21,22)	G		195	Seattle, WA (Broadway)
Broderson, Charles (1898,1902,03,04)	RE				Cameron, Don (1923)				
Bronson, Dick (1957)	RT	6-2	220	El Cajon (Grossmont)	Cameron, Jordan (2008,09)	WR	6-5	220	Newbury Park (Newbury Park/BYU/Ventura JC)
Brooks, Bruce (1977)	OG	6-2	255	Los Angeles (Washington/Los Angeles CC)					
Brouse, Willard (1931)	QB	5-11	170	Monrovia (Monrovia)	Cameron, Rodney (1933,34,35)	QB	6-0	175	San Gabriel (Alhambra)
Brousseau, Raphael (1935,36,37)	LG	5-10	190	Los Angeles (Los Angeles)	Campbell, Gordon (1921,22,23)	HB		157	WI (St. John's Military Academy)
Brown, Booker (1972,73)	OT-OG	6-3	270	Santa Barbara (Santa Barbara/Santa Barbara CC)	Campbell, Jack (1978)	OT	6-6	250	Torrance (West Torrance)
					Campbell, Jim (1917)	LG			
Brown, Charles (2006,07,08,09)	OT	6-6	285	Chino Hills (Diamond Ranch)	Campbell, Jordan (2008,09)	LB	5-11	230	Corona (Norco)
Brown, Dave (1970,71,72)	C	6-0	229	Glendale (Eagle Rock)	Cannamela, Pat (1950,51)	LB-G	5-10	210	New London, CT (Chapman Technical/Ventura (CA) JC)
Brown, Everett (1928,29,30)	QB	5-9	165	Long Beach (Long Beach Poly)					
Brown, Frederick (1906,08)	RG				Cantor, Al (1948,49)	LHB	5-10	180	Los Angeles (Roosevelt)
Brown, George E. (1934)	LG	5-11	185	Los Angeles (Washington)	Cantwell, John (1974)	FL	5-11	182	San Pedro (Bishop Amat/Fermin Lausen)
Brown, George L. (1889)	T								
Brown, Jeff H. (1986,87,88)	FB	5-10	210	Balboa Island (Corona del Mar/Golden West College)	Carey, Mike (1976,77)	S	6-1	195	San Francisco (Riordan)
					Carlson, Greig (2002,03,04,05)	WR	5-10	190	Woodland Hills (Pacific Palisades)
Brown, Jeff L. (1980,81,82,83)	ILB	6-2	220	Porterville (Monache)	Carmichael, Al (1950,51,52)	RH	6-0	185	Inglewood (Gardena/El Toro Marines/Santa Ana JC)
Brown, Justin (2002)	OT	6-6	325	Chatsworth (Chaminade/Fresno State)					
Brown, Luthur (2006,07,09)	LB	6-2	235	Lakewood (Lakewood)	Carmichael, Edward W. (1906)	LT			
Brown, Marcel (1990)	CB	6-2	210	San Diego (Point Loma)	Carpenter, Kenneth (1934,37)	RT	6-3	222	Compton (Compton)
Brown, Raymond [Tay] (1930,31,32)	T	6-0	204	Compton (Compton)	Carpenter, Roy (1905,06)	LE			
Brown, Rocky (1999)	WR	6-0	185	Dan Point (Dana Hills/Saddleback CC)	Carrier, Mark (1987,88,89)	S	6-1	185	Long Beach (Long Beach Poly)
Brown, Ron (1954,55)	RHB	5-11	175	Wichita, KS (North)	Carswell, Brandon (2008,09)	WR	6-1	185	Milpitas (Milpitas)
Brown, Ron (1985,86)	OLB	6-5	215	La Puente (Bishop Amat)					
Brown, Rony (1990,92,93)	FB	6-3	220	Pueblo, CO (Pueblo County)	Carter, Red (1894)				
Brown, Van (2002,03)	DE	6-5	265	Altadena (Alhambra/Pasadena CC)	Carter, Allen (1972,73,74)	TB	6-0	200	San Dimas (Bonita)
Brown, Willie (1961,62,63)	RHB	5-11	172	Long Beach (Long Beach Poly)	Carter, Frank (1996,97,98,99)	S	6-0	190	Redondo Beach (Bishop Montgomery)
Brownell, Dick (1964)	PK	6-0	185	Pomona (Ganesh)	Carter, Kent (1970,71)	LB	6-3	216	Los Angeles (Cathedral/Los Angeles CC)
Browner, Joey (1979,80,81,82)	S-CB	6-3	205	Atlanta, GA (Southwest)	Caruthers, Gerald (1993,94)	OLB	6-3	235	West Hills (Saugus/Pasadena CC)
Browner, Keith (1980,81,82,83)	OLB	6-6	225	Atlanta, GA (Southwest)	Carver, Thomas Nixon (1889)	FB			
Browning, Ward (1932,33,34)	RE	6-1	196	Sioux City, IA (East)	Case, Frank (1905)	LT			
Brownwood, John (1962,63,64)	RE	6-2	205	Lancaster (Antelope Valley)	Casey, Jurrell (2008,09)	DT	6-1	295	Long Beach (Long Beach Poly)
Bruce, Kevin (1973,74,75)	ILB	6-0	215	La Canada (St. Francis)					

Goodrum, Rashaad (2005)	DE	6-3	245	Fayetteville, NC (Pine Forest/Los Angeles Valley JC)	Harris, Cary (2005,06,07,08)	CB	6-0	180	Pacoima (Notre Dame)
Gordon, Clifford (1920,21)	E		135	Williston, ND (Williston)	Harris, DaJohn (2008,09)	DT-TE	6-4	295	Inglewood (Serra)
Gorecki, Len (1992)	OT	6-4	285	San Dimas (Damien)	Harris, Lou (1970,71)	TB	5-10	205	Sacramento (Sacramento/Sacramento CC)
Gorrell, Ted [Butter] (1924,25,26)	G	5-9	211	Phoenix, AZ (Phoenix)	Harris, Will (2005,07,08,09)	S-CB	6-1	210	Covina (Charter Oak)
Gorrell, Walt (1956)	C	5-11	200	Covina (Covina)	Harrison, Quincy (1994,95)	CB	5-11	185	Las Vegas, NV (Eldorado)
Goux, Marv (1952,54,55)	C-LB	5-10	185	Santa Barbara (Santa Barbara/Ventura JC)	Hart, Justin (2009)	CB	6-0	180	West Covina (South Hills)
Gowder, Robert (1927,28,29)	G	5-11	200	Los Angeles (Hollywood)	Hart, Speedy (1980)	WR	6-0	195	Phoenix, AZ (St. Mary's/U of Notre Dame (IN))
Grace, Ken (1993,94)	WR	5-10	170	Richmond (De Anza/Contra Costa CC)	Hartsuyker, Craig (1987,88,89,90)	OLB	6-4	220	Valley Center (Orange Glen)
Gracin, Jerry (1934)				Gary, IN (Froebel)	Hartwig, Carter (1976,77,78)	CB	6-0	205	Fresno (Fresno Central Union)
Grady, Steve (1966,67)	LHB-S	6-0	201	Los Angeles (Loyola)	Harvey, Clarence (1945)	RHB	5-9	170	Santa Ana (Santa Ana/UCLA)
Graf, Allan (1970,71,72)	OG	6-2	243	San Fernando (San Fernando)	Harvey, John (1981,82)	DT	6-3	240	Compton (Compton/Long Beach CC)
Graf, Derek (2002)	C	6-4	280	Agoura (Agoura)	Hasen, H. (1902)				
Graham, Aaron (1999,2000,01)	LB	6-1	235	Bakersfield (Bakersfield)	Haslam, R. (1896)				
Grain, Jason (1997,98,99)	OG	6-5	310	La Habra (Sonora)	Haslip, Ken (1995,96,97,98)	CB	5-10	175	Altadena (Muir)
Grant, John (1970,71,72)	DT-DE	6-5	229	Boise, ID (Capital)	Hatch, William (1908)	LT			
Gray, Gordon (1943,44,46,47)	RHB	6-1	190	San Francisco (San Francisco Poly)	Hatfield, Hal (1948,49,50)	E	6-1	202	Hermosa Beach (Redondo)
Gray, John A. (1889,92,93)	FB				Hattabaugh, Clay (1991,92,94,95)	OG-C	6-3	280	Fontana (Fontana)
Gray, Ken (1972,73,74)	FB-ILB	6-2	223	San Pedro (San Pedro)	Hattig, Bill (1950,51,52)	LE	5-9	168	Los Angeles (Garfield/East Los Angeles JC)
Gray [Ellison], Riki (1978,79,80,82)	ILB	6-2	220	Tucson, AZ (Amphitheater)	Havili, Stanley (2006,07,08,09)	FB	6-1	230	Salt Lake City, UT (Cottonwood)
Gray, William (1943)	C	5-11	190	Portland, OR (Benson Tech/Oregon State)	Hawkins, John (1922,23,24)	T	170	Fullerton (Fullerton)	
Green, Brad (1979)	C	6-2	245	Costa Mesa (Estancia/Orange Coast College)	Hawkins, William (1930)	C	5-9	185	Los Angeles (Loyola)
Green, Broderick (2008)	TB	6-2	235	Little Rock, AR (Pulaski Academy)	Hawthorne, Addison (1952,53)	FB	5-9	194	Bogalusa, LA (Central/Pasadena (CA) CC)
Green, Edward (1923,24)	HB		151	Bakersfield (Bakersfield)	Hayes, Jim (1952,53)	RE	6-4	198	Inglewood (Inglewood)
Green, Garrett (2006,07,08,09)	QB-WR-S	6-2	210	Chatsworth (Notre Dame)	Hayes, Luther (1958,59,60)	LE	6-3	195	San Diego (Lincoln)
Green, Leonard (1994,95)	RB	6-0	180	Walnut (Springbrook, MD/Mt. San Antonio CC)	Hayes, Michael (1977,79)	TB-WR	5-9	175	San Diego (San Diego)
					Hayes, Windrell (1998,99)	WR	6-0	205	Stockton (Franklin/San Joaquin Delta CC/San Jose St.)
Green, Max (1940)	RHB	5-11	186	Glendale (Hoover)	Hayhoe, Bill (1967,68)	DE	6-8	258	Van Nuys (Birmingham/Los Angeles Valley College)
Green, Paul (1984,86,87,88)	TE	6-3	230	Fresno (Clovis West)	Hayhoe, Jerry (1964,66)	OT	6-4	243	Van Nuys (Birmingham)
Green, Tim (1983,84)	QB	6-1	192	Redondo Beach (Aviation/El Camino College)	Haynes, Tommy (1983,84)	CB	6-2	190	West Covina (Covina/Mt. San Antonio JC)
Greene, Paul (1920,21)	LE		165	Inglewood (Inglewood)	Hayward, Matt (2001,02,03)	SNP-LB	6-1	225	Glendale, AZ (Mountain Ridge/Glendale CC)
Greenwood, Chuck (1953,54)	RE	6-1	200	Boulder City, NV (Boulder City)	Hazelton, Vidal (2006,07,08)	WR	6-2	210	New York, NY (Hargrave Military Academy)
Griffen, Everson (2007,08,09)	DE	6-3	280	Avondale, AZ (Agua Fria)	Headley, Blake (1944)	RHB	6-0	190	Houston, TX (Reagan)
Griffin, Frank (1988,89,90)	TE	6-4	235	Rancho Cordova (Cordova)	Heberer, Zack (2007,08,09)	OG	6-5	290	San Pedro (San Pedro)
Griffin, John (2005,06)	TB	6-0	190	Saratoga (Saratoga)	Hector, Zuri (1989,90,91,92)	S	6-3	205	San Francisco (Washington)
Griffith, Chuck (1954, 55)	RE	6-6	239	Auburn (Placer)	Heidental, Ed (1949)	T	6-0	215	Los Angeles (Washington/Compton College)
Griffith, Homer (1931,32,33)	QB	5-11	185	Los Angeles (Fairfax)	Heinberg, Sylvester (1945)	RG	5-10	190	Los Angeles (Jordan/Compton JC)
Grissum, Jim (1968,70)	DE	6-1	220	Lakewood (Pius X/Cerritos College)	Heller, Ron (1924,26,27)	G	5-8	185	Riverside (Riverside)
Grootegoed, Matt (2001,02,03,04)	LB	5-11	215	Huntington Beach (Mater Dei)	Heller, Ron (1962,63,64)	LH-FB	6-2	205	Los Angeles (Hamilton/Santa Monica CC)
Gueguett, Dan (1903,04)	TE	6-8	245	Calabasas (Taft)	Henderson, Deryl (1985,86)	DT	6-5	250	Wilmington (Banning)
Guenther Jr., Gregg (2002,03)	OT	6-4	320	Oxnard (Oxnard)	Henderson, James (1935,36)	RE	6-2	211	Glendora (Citrus/Citrus JC)
Guerrero, John (1985,87,88)	TE	6-1	210	San Diego (Lincoln)	Hendren, Robert (1946,47,48)	RT	6-8	225	Clarinda, IA (Clarinda)
Gunn, Jimmy (1967,68,69)	DE	6-1	210	San Diego (Lincoln)	Henke, Edgar (1948)	RT	6-3	210	Ventura (Ventura/Ventura JC)
Gurasich, Walt (1956,57)	LG	6-1	230	Sherman Oaks (Notre Dame)	Henry, Jerald (1991,92,93,94)	CB	5-8	180	Carson (Serra)
Gutierrez, Ed (1976,77)	OLB	6-0	205	Los Angeles (Salesian/East Los Angeles JC)	Henry, Ken (1985,86,87)	SE	6-3	200	Los Angeles (Fresno Edison)
					Henry, Mike (1956,57,58)	RT	6-2	229	Los Angeles (Bell)
					Herpin, John (1992,93,94)	CB	6-0	185	La Porte, TX (La Porte)
					Herrin, Erick (1994,95)	LB	6-2	235	Akron, OH (Central-Hower/Mt. San Jacinto CC (CA))
— H —					Herring, Thomas (2007,08)	OG-OT	6-6	330	Los Angeles (Fremont)
Haas, Brian (1992,93,94,95)	LB	6-3	225	El Toro (El Toro)	Hershberger, Lloyd (1924,25,26)	G	5-11	192	Emporia, KS (Emporia)
Haas, Earl E. (1936)	RG	6-1	206	Canton, OH (McKinley)	Hertel, Rob (1975,76,77)	QB	6-2	185	Hacienda Heights (Los Altos)
Hachten, Boyd (1948,49)	C	6-1	195	Huntington Park (Huntington Park)	Hervey, Edward (1993,94)	WR	6-3	195	Los Angeles (Compton/Pasadena CC)
Haddock, H. (1895)					Hester, Ori (1917,19,21)	G		182	Los Angeles (Lincoln)
Haden, Pat (1972,73,74)	QB	6-0	174	West Covina (Bishop Amat)	Heywood, Ralph (1941,42,43)	LE	6-2	195	Huntington Park (Huntington Park)
Haigler, Charles (1905,06,07,08)	RT		220	(Arizona State)	Hibbs, Gene (1935,36,37)	LE	5-11	185	Glendale (Hoover/Compton JC)
Haigler, Chester (1905,06)	C				Hibbs, Jesse (1926,27,28)	T	6-0	183	Glendale (Glendale/Lake Forest (IL) Academy)
Halderman, Richard (1927)	C	5-10	170	(Pasadena)	Hickman, Don (1955,56,57)	RHB	5-10	170	Alhambra (Mark Keppel)
Hale, Chris (1987,88)	CB	5-9	170	Monrovia (Monrovia/U of Nebraska/Glendale CC)	Hickman, Donnie (1974,75,76)	OG	6-3	255	Flagstaff, AZ (Flagstaff)
					Hicks, Harry (1923)	G		218	
Hale, D. (2001,02)	WR	6-1	185	Sacramento (Hiram Johnson)	Higgins, Clark (1944)	LT-LG	6-0	190	San Diego (Hoover)
Hall, Frank (1954,55,56)	QB	6-0	175	Sacramento (Hiram Johnson)	Hill, Arthur (1909,10)	LE			
Hall, Robert H. (1929,30,31)	T	6-3	211	Dallas, TX (Terrill Prep)	Hill, DeShaun (2000,01,02)	S-CB	5-11	200	Long Beach (Long Beach Poly/Long Beach CC)
Hall, Travis (1996)	TE	6-3	235	Sherman Oaks (Chaminade Prep/Cal State Northridge)	Hill, Fred (1962,63,64)	LE	6-2	200	Paramount (Paramount)
					Hill, Gary (1962,63,64)	RHB	6-1	190	Garden Grove (Rancho Alamitos)
Hall, William King (1933,34)	C	6-0	215	San Diego (San Diego)	Hill, Hillard (1956,58)	LE-RHB	6-1	175	Pasadena (Pasadena/Pasadena CC)
Hall, Willie (1970,71)	LB-DE	6-3	214	New Briton, CT (Polaski/Arizona Western College)	Hill, Jesse T. (1928,29)	FB	5-9	175	Corona (Corona/Riverside JC)
					Hill, Prentice (1995,96,97,98)	CB	5-8	180	Dallas, TX (Carter)
Hallock, Tom (1983,84,85)	OG	6-6	260	Solvang (Santa Ynez)	Hillier, Matt (2008)	FB	6-2	210	La Canada (Loyola/Pasadena CC)
Halloway, Clayton (1914,15)	QB				Himebauch, Jonathan (1994,95,96,97)	C	6-3	295	San Dimas (Damien)
Haluchak, Mike (1968,69,70)	LB	6-0	200	Concord (Clayton)	Hindley, Lewis (1940)	LE	6-1	182	Long Beach (Wilson)
Halvorsen, Ray (1936)	LG	5-11	205	Hollywood (Hollywood)	Hinman, C.J. (1893,96,97)	LT			
Hamilton, Tom (1948)	C	5-11	200	Pasadena (Pasadena/Pasadena CC)	Hinton, Charles (1971,72)	CB-TB	5-10	192	East Orange, NJ (East Orange/Arizona Western College)
Hamilton, William (1904,05)	RE		166		Hinz, Mike (1990,91,92,93)	NT	6-3	270	Riverside (Ramona)
Hamilton, Wright (1917)	HB	5-11	180	Lomita (Lomita)	Hipp, Eric (1979,80)	PK	5-8	178	San Francisco (Riordan/San Francisco CC)
Hammack, Harold (1929,30,31)	NG-DT	6-2	245	Altadena (Muir)	Hoff, Cecil Wayne (1927,28,29)	T	5-11	181	Huntington Park (Huntington Park)
Hampton, Clint (1981,82)	FB	5-9	188	Honolulu, HI (Iolani)	Hoffman, Robert (1937,38,39)	LHB	6-1	190	Montebello (Montebello)
Han, Harold (1952,53)	QB	6-0	190	Woodland Hills (Taft/Purdue)	Hogan, Doug (1973,74,75)	Rov	6-4	206	San Diego (Pt. Loma)
Hance, Brandon (2003,04)	FB	6-1	230	Fresno (Clovis West)	Hogue, Jeremy (1993,94,95)	C	6-4	285	Oklahoma City, OK (El Toro, CA)
Hancock, Brandon (2002,03,05)	DT-NG	6-3	234	Whittier (St. Paul)	Holden, Clark (1957,58,59)	FB	5-10	190	Los Angeles (Marshall/Valley JC)
Hancock, Mike (1972,73)	LG				Holden, Dave (1984)	OT	6-6	255	Newhall (Hart)
Hanes, Simeon (1914)	FL	5-8	160	Inglewood (Hawthorne)	Holguin, Jess (1995)	RB	5-8	195	Walnut (Bishop Amat)
Hannah, Travis (1989,90,91,92)	CB	6-1	195	New Orleans, LA (St. Augustine)					
Hansch, H.J. (1924)	LHB	5-8	187	Los Angeles (Los Angeles Poly/Modesto JC)					
Hansell, Ellis (1981)	TE	6-2	225	Redondo Beach (Redondo Union)					
Hansen, Owen L. (1935,36,37)	LE	6-2	190	Los Angeles (Fairfax)					
Hanson, Owen (2004)	QB	5-11	200	Los Angeles (Fairfax)					
Hardy, Donald (1943,44,46)	PK-P	5-11	200	Chino (Chino/Urba/Mt. San Antonio JC)					
Hardy, James (1942,43,44)	T	6-6	225	Pasadena (Queen Anne (Seattle, WA)/Glendale JC)					
Harfman, Jacob (2009)	OT-DT	6-7	270	Norco (Norco)					
Harlan, David (1932,33)	CB	5-10	180	Rancho Cucamonga (Damien)					
Harlow, Pat (1987,88,89,90)	RT	6-1	215	Los Angeles (Gardena)					
Harper, Daniel (2008,09)	TB	5-11	185	Kansas City, MO (Hickman Mills)					
Harper, Hueston (1932,33,34)	TE	6-4	250	Los Angeles (Loyola)					
Harper, Michael (1980,82,83)	CB	5-8	180	Henderson, NC (Simsbury)					
Harper, Antoine (1997,98,99,2000)									
Harris, Antoine (1999)									

ALL-TIME LETTERWINNERS

McGinley, Francis (1931,32,34)	LG	5-11	196	Orcutt (Santa Maria)	OT	6-7	275	Lakeside (El Capitan/Grossmont JC)
McGinn, John (1944,45)	RG	6-0	195	Hawthorne (Leuzinger/Colorado College/Redlands Coll.)	S-WR-CB	6-2	205	Los Altos Hills (St. Francis)
McGirr, Mike (1971,73)	NG-OT	6-5	285	Walnut (Rowland)	TE	6-3	236	Anaheim (Anaheim)
McGrew, Larry (1977,78,79)	OLB	6-5	220	Berkeley (Berkeley/Contra Costa JC)	FB	5-10	177	Long Beach (Long Beach Poly)
McGuire, Joe (2001)	OT-OG	6-5	300	Anaheim (Servite)	OT	6-7	280	Ontario (Chaffey)
McKay, John K. (1972,73,74)	SE	6-0	180	Covina (Bishop Amat)	QB	6-0	190	Los Angeles (Loyola/San Diego Navy)
McKee, Erik (1984,85,86)	TE	6-4	245	Carson (Banning)	OG	6-5	265	Los Angeles (Loyola)
McKeever, Marlin (1958,59,60)	RE-FB	6-1	230	Los Angeles (Mt. Carmel)	QB	140		
McKeever, Mike (1958,59,60)	LG	6-1	230	Los Angeles (Mt. Carmel)	T			Los Angeles (Riis)
McKinney, Harry (1944,45,46,47)	RE	6-0	180	Chickasha, OK (Chickasha/U of Oklahoma)	ILB	6-3	245	Palm Springs (Palm Springs)
McKnight, Joe (2007,08,09)	TB	6-0	190	River Ridge, LA (JohnCurtis)	FB-QB	5-11	194	Santa Ana (Santa Ana)
McLaughlin, Kevin (1997)	WR	6-3	205	Valencia (Hart)	FB-QB	5-11	190	Santa Ana (Santa Ana)
McLean, Kevin (1984,85,86,87)	QB	6-3	200	Lakewood (Lakewood)	FB	5-10	194	Santa Ana (Santa Ana)
McMahon, Rich (1961,62,63)	FB	6-1	192	Torrance (Banning)	LG	6-1	195	Santa Ana (Santa Ana)
McMahon, Ryan (2008,09)	S	6-0	195	Diamond Bar (Damien)	QB	6-3	200	Springdale, AR (Springdale/Arkansas)
McMullan, Walter Dan (1917,19)	QB	140		Los Angeles (Manual Arts)				
McMurtry, Paul (1948,49,50)	G	6-0	225	Rio Hondo, TX (Rio Hondo/Long Beach (CA) CC)				
McNeal, Curtis (2009)	TB	5-8	190	Los Angeles (Venice)	FB	154		
McNeil, Don (1936,37,38)	C	6-2	205	Los Angeles (Loyola)	LHB	5-8	175	Honolulu, HI (McKinley)
McNeish, Bob (1931,32,33)	HB	5-10	180	Los Angeles (Van Nuys)	FB	5-10	180	Honolulu, HI (Iolani/Compton (CA) College)
McNeish, George (1934,35,36)	C	6-2	197	Pasadena (Van Nuys)	QB	5-11	180	Los Angeles (Manual Arts/Black-Foxe)
McNeill, Rod (1970,72,73)	TB	6-3	220	Baldwin Park (Baldwin Park)	DE	6-5	245	Oakland (Skyline)
McPartland, Kevin (1976)	DT	6-6	245	Oakland (Tech)	C	6-0	175	Huntington Park (Huntington Park)
McShane, Matt (1998,99)	C	6-5	300	Oakland (St. Mary's)	FB			(Los Angeles)
McWhorter, Chase (2007)	S	5-8	185	Coto de Caza (Santa Margarita)	QB	6-0	200	Pico Rivera (El Rancho/Cerritos JC)
McWilliams, Johnny (1993,94,95)	TE	6-5	245	Ontario (Pomona)	PK	5-9	175	Corsicana, TX (Corsicana/Navarro JC)
Mena, Salvador (1938,39,40)	RE	6-0	190	San Diego (San Diego)	G	180		
Merk, Ernie (1954,55)	RHB	5-9	189	La Mesa (Helix)	RG-RT			
Michels, John (1994,95)	OT	6-7	270	La Jolla (La Jolla)	G	180		Riverside (Riverside)
Mietz, Roger (1958,59,60)	LG	5-11	225	San Leandro (San Leandro)	RE			
Miles, Lawrence (2005)	DT	6-2	265	Indio (La Quinta)	WR	6-2	200	Laguna Hills (Santa Margarita/Dartmouth)
Miller, Billy (1995,96,97,98)	WR	6-4	220	Westlake Village (Westlake)	RE	6-3	219	Los Angeles (Los Angeles)
Miller, Bob (1966,67,68)	LE	6-5	229	Compton (Dominguez)	DT-DE	6-5	280	Simi Valley (Royal)
Miller, Chris (1995,96)	WR	5-11	180	Los Angeles (Dorsey/West Los Angeles CC)	RE	6-2	190	Los Angeles (Dorsey/Pasadena JC)
Miller, Jimmy (2005,06,08)	TE	6-5	250	Thousand Oaks (Westlake)	LHB			
Miller, John (1953,54,55)	LG	6-1	194	Compton (Compton)	RT	5-10	203	Brawley (Santa Ana JC)
Miller, Reed (1902,03,04,05)	RG				C-OG	6-4	275	Northridge (Chaminade/Holy Cross/Moorpark JC)
Miller, Rick (1976)	OT-OG	6-3	280	Lakewood (Lakewood/Long Beach CC)	LE	6-2	195	Pittsburg, KS (Pittsburg)
Miller, Robert (1917)	LHB	148			T	6-1	223	Dos Palos (Dos Palos)
Miller, Ron (1951,52,53)	LE	6-4	202	Los Angeles (Fremont)	C	6-1	175	Pasadena (Pasadena)
Milton, John (1921,22)	E	167		Milwaukee, WI	SE	6-4	195	Long Beach (Long Beach Poly)
Minkoff, Cliff (1991)	CB	6-2	190	Redwood City (San Mateo)	E	6-1	190	Whittier (Whittier)
Mitchell, Dale (1972,73,74)	OLB-DE	6-3	206	Carlsbad (Carlsbad)	HB	5-10	162	Santa Ana (Santa Ana)
Mitchell, Jason (2002,03,04)	WR	6-1	200	Los Angeles (North Torrance/Los Angeles Harbor JC)	RG	5-10	194	Santa Ana (Santa Ana/Santa Ana JC)
Mitchell, Marc (1980)	DT	6-4	215	Pomona (Pomona/Mt. San Antonio JC)	LE-RH	6-0	180	Los Angeles (Manual Arts)
Mitchell, Sheppard (1903)	RT	6-3	215	Inglewood (Hawthorne)	CB	5-11	180	San Mateo (St. Francis/San Francisco CC)
Mix, Ron (1957,58,59)	DT	6-5	295	Buena Park (Western)	DT	6-3	253	Savannah, GA (Tompkins/College of the Canyons)
Moala, Fili (2005,06,07,08)	QB	5-10	166	Alhambra (Alhambra)				
Mohler, Orville (1930,31,32)	OLB-DE	6-3	230	Oceanside (Rancho Buena Vista)				
Moi, Junior (1991,92)	FB	6-2	200	Van Nuys (Van Nuys)				
Mollett, Jerry (1959)	HB	5-11	180	Los Angeles (Cathedral)				
Moloney, Jerry J. (1950)	RG	6-0	200	Los Angeles (Washington)				
Monson, Jim (1948,49)	OT	6-6	255	Granada Hills (Sylmar/Los Angeles Valley State)				
Montgomery, Marv (1969,70)	TB	6-1	195	Coppell, TX (Coppell)				
Moody, Emmanuel (2006)	OT	6-7	295	San Francisco (Washington)				
Moody, Michael (1988,89,90,91)	FB	6-1	235	Temple City (Temple City)				
Mooney, Mike (1990,92)	DT	6-5	240	Novato (San Marin)				
Moore, Brent (1983,84,85)	OG-OT	6-6	270	Venice (Venice)				
Moore, Darryl (1981,82)	DT	6-5	231	Los Angeles (Westchester)				
Moore, Denis (1965,66)	RG	6-1	220	Burbank (Burbank)				
Moore, Jim (1949)	S	6-1	185	San Fernando (San Fernando)				
Moore, Kenney (1978,79,80)	DE	6-6	270	Kathleen, GA (Houston County)				
Moore, Kyle (2005,06,07,08)	SE	6-5	205	San Fernando (San Fernando)				
Moore, Malcolm (1980,81,83)	FB	6-0	189	San Fernando (San Fernando)				
Moore, Manfred (1971,72,73)	ILB	6-2	230	Los Angeles (Orange El Modena)				
Moore, Rex (1984,85,86,87)	LB	6-3	245	Chula Vista (Castle Park)				
Moreno, Zeke (1997,98,99,2000)	RHB	6-0	189	Holtville (Holtville)				
Morgan, Boyd F. (1936,37,38)	C	6-3	205	Natick, MA (Natick)				
Morgan, Dave (1959,60,61)	S	6-2	210	San Juan Capistrano (Dana Hills/Saddleback CC)				
Morgan, John (1999)	TB	6-4	220	Dallas, TX (Skyline)				
Morgan, Michael (2007,08,09)	FL	6-1	182	Santa Ana (Mater Dei)				
Morgan, Mike (1970,71)	S	6-2	195	Downey (St. John Bosco)				
Morovick, Dan (1979)	C	5-11	184	Piedmont (Piedmont)				
Morrill, Charles (1938,39,40)	OG	6-1	226	Sylmar (Alemany)				
Morris, Patrick (1975)	LHB	6-0	185	Temple City (Monrovia)				
Morris, Robert (1944)	FB	5-10	185	Long Beach				
Morrison, Robert (1932)	DE	6-6	270	Rohnert Park (Rancho Cotate)				
Morrow, Alex (2004,05,06,07)	LT-RE	6-2	190	Thatcher, AZ (Gila Acad.)				
Mori, C.E. (1894,95,96)	HB	6-2	190					
Mortensen, Jesse (1928,29)	TB-CB-S	5-8	185	Torrance (South)				
Morton, A.O. (1895)	WR-SE	6-0	190	Torrance (South)				
Morton, Chad (1996,97,98,99)	OT	6-7	270	Visalia (Mt. Whitney)				
Morton, Johnnie (1990,91,92,93)								
Mosebar, Don (1979,80,81,82)								
Moseley, Corliss C. (1915)	T	6-0	193	Los Angeles (Los Angeles)				
Moser, James (1925,26,27)	OLB	6-3	215	Ontario (Ontario/Chaffey College)				
Moses, Charlie (1978)	FB	5-11	200	Los Angeles (Los Angeles)				
Moses, Don (1927,28,29)	LB	6-0	225	Pasadena (Muir/Pasadena CC)				
Mosley, Jonathan (1997)	LE	6-1	222	Stockton (Franklin)				
Moton, Dave (1963,64,65)								
Moyer, Steve (1980)								
Mozart, Forrest (2001,02,03)								
Mullins, Gerry (1969,70)								
Munch, Arlo W. (1936)								
Munoz, Anthony (1976,77,78,79)								
Murieta, Alfred John (1886,87,88,89)								
Murphy, George (1944,46,47,48)								
Murray, Joe (1982)								
Murray, Philip (1915,16)								
Murray, Thomas (1934)								
Murrell, Gidion (1990,91,92,93)								
Musick, Billie (1941)								
Musick, Bob (1941,42,45,46)								
Musick, James (1929,30,31)								
Musick, John Elmore (1944,45,46)								
Mustain, Mitch (2008,09)								
— N —								
Nason, Craig (1923)								
Naumu, Johnny (1946,47)								
Naumu, Sol (1950)								
Nave, Sam Doyle (1937,38,39)								
Nazel, Omar (2000,01,02,03)								
Neidhardt, David (1929)								
Neighbors, Sid (1910)								
Nelsen, Bill (1960,61,62)								
Newbury, David (1999,2000,01)								
Newert, Kenneth (1923)								
Newman, P.H. (1893,94,95)								
Newman, Wallace (1922,23,24)								
Nicholson, Hugh (1905,06)								
Nickels, Matt (1999,2000)								
Nickloff, Tom (1951,52,53)								
Nielsen, Ryan (1998,99,2000,01)								
Nix, Jack (1948,49)								
Nix, Lloyd (1915,16)								
Noble, Bill (1941,42)								
Nolan, Garrett (2008,09)								
Noor, Dennis (1936,37)								
Nordstrom, Ron (1951)								
Norene, George (1930,31)								
Norman, Hank (1982,83,84,85)								
Norris, Neil (1930,31,32)								
Norton, Francis (1928)								
Norton, Miles A. (1936,37)								
Nunis, Dick (1951,52)								
Nunn, Ronald (2002,03,04)								
Nunnally, Larry (1975)								
— O —								
Obbema, Joe (1968)								
Obradovich, Jim (1973,74)								
Obradovich, Steve (1976)								
O'Brovac, Nick (1950)								
Ochoa, Juan (1905)								
Ochs, Brennan (1997,98,99,2000)								
O'Dell, (1920)								
Odom, Ricky (1976,77)								
O'Dowd, Kristofer (2007,08,09)								
Oertley, Bernard (1915)								
Oertly, George (1917,18)								
Oestreich, Newell (1946)								
O'Grady, Steve (1977)								
Ohalete, Ifeanyi (1997,98,99,2000)								

ALL-TIME LETTERWINNERS

Ross, Mike (2002,03)	S	6-0	175	St. Petersburg, FL (St. Petersburg Catholic)	Shoemate, D.J. (2008,09)	FB-WR	6-0	220	Corona (Servite)
Ross, Scott (1987,88,89,90)	ILB	6-2	235	El Toro (El Toro)	Shuey, Edward (1935)	LG	6-0	209	Beverly Hills (Black-Foxe)
Rossetto, John (1946)	FB	6-0	205	Bakersfield (Bakersfield)	Shute, Eugene (1905,06,07)	RHB			
Rossovich, Tim (1965,66,67)	DE	6-5	235	Mountain View (St. Francis)	Sigler, John (1916)	LG	167		(Los Angeles Poly)
Roft, Mike (1982)	C	6-2	260	Hermosa Beach (Mira Costa/U of Hawaii/West Los Angeles JC)	Simmons, Antuan (1997,98,99,2001)	CB-LB-S	5-10	195	Sacramento (Valley)
Roundy, Jay (1947,48,49)	RHB	6-1	180	Bellflower (Excelsior)	Simmons, Derek (2007,08,09)	DT-OG	6-4	285	Suisun (Armijo)
Rowe, Alfred (2007)	FB-S	6-0	205	Los Angeles (Long Beach Poly)	Simmons, Jeff (1980,81,82)	WR	6-3	195	Stockton (Edison)
Royster, Mazio (1990,91)	TB	6-1	195	Pomona (Bishop Amat)	Simmons, Melvin (2002,03)	LB	6-1	220	Compton (Dominguez/Washington State)
Rubke, Karl (1955,56)	C	6-4	225	Los Angeles (Mt. Carmel/Santa Rosa JC)	Simmrin, Randy (1975,76,77)	WR	6-1	165	Burbank (Burrroughs)
Rucker, Frostee (2003,04,05)	DE	6-3	260	Tustin (Tustin/Colorado State)	Simpson, Edward (1915,16,19)	C	169		Dinuba (Dinuba)
Ruettgers, Ken (1982,83,84)	OT	6-5	265	Bakersfield (Garces)	Simpson, Orenthal James [O.J.] (1967,68)	LHB	6-2	207	San Francisco (Galileo/San Francisco CC)
Runnerstrum, Grant (1989,90)	PK	6-2	195	Granada Hills (Alemany)	Sims, James (1972,73)	OLB	6-0	192	Los Angeles (Locke/Harbor JC)
Runyon, George O. (1902,03,04)	RG				Single, Forrest (1910)	RT			
Runyon, John (1902,03,04)					Skiles, John (1970,71)	DT	6-3	220	Bakersfield (North)
Ruppert, Dick (1970)	OT	6-4	242	Palos Verdes (Palos Verdes)	Skinner, J. (1907)	RHB			
Rusenhaupt, Theodore (1908)	LG				Skvarna, Carl (1960,61)	LHB-PK	5-8	155	Upland (Chaffey)
Russell, Darrell (1994,95,96)	DT	6-4	305	San Diego (St. Augustine)	Slaton, Tony (1981,82,83)	C	6-4	260	Merced (Merced)
Russell, Lynnman H. (1936,37)	RHB	6-1	202	Oklahoma City, OK	Slatter, James (1937,38,39)	RHB	6-3	196	Los Angeles (Manual Arts)
Russo, Sam (1923)	HB	5-11	170	San Diego	Slough, Greg (1969,70)	LB	6-3	230	San Diego (Pt. Loma/San Diego CC)
Ryan, Mike (1970,71,72)	OG	6-2	250	San Francisco (St. Ignatius)	Small, Erroll (1993,94)	OLB	6-2	240	Van Nuys (Notre Dame)
Ryan, Richard (1927)	HB	5-7	150	Glendale (Glendale)	Smedley, Ron (1961,62)	RG	5-10	200	El Monte (Arroyo/Santa Ana JC)
Ryan, Tim (1986,87,88,89)	DT	6-5	260	San Jose (Oak Grove)	Smith, Ben (1893)	LE			
Ryus, H.D. (1899)	LHB-QB			(Kansas Medical College)	Smith, C.E. (1895)				
					Smith, Charles (1889,92)	G			
					Smith, Corby (1992)	QB	6-3	205	La Canada (Loyola)
					Smith, Dennis (1977,78,79,80)	S	6-3	205	Santa Monica (Santa Monica)
					Smith, Ernest (1930,31,32)	T	6-2	215	Los Angeles (Gardena)
					Smith, George (1925)	C	5-8	184	Los Angeles (Lincoln)
					Smith, Harry E. (1937,38,39)	LG	5-11	218	Ontario (Chaffey)
					Smith, Herbert (1917)				
					Smith, J.R. (1892)				
					Smith, James (1918,19,20,21)	RE	168		Los Angeles (Los Angeles)
					Smith, Jeff (1964,65)	DE	6-1	236	Long Beach (Long Beach Poly/Long Beach CC)
					Smith, Joe W. (1923,24)	E	140		
					Smith, Malcolm (2007,08,09)	LB	6-1	225	Northridge (Taft)
					Smith, Mike (1973,74)	OG	6-3	228	Montebello (Montebello)
					Smith, Pat (1993)	C-SNP	6-5	275	La Mesa (Helix)
					Smith, R. (1910)	RG			
					Smith, Robert (1934)	FB	6-0	195	Inglewood (Chaffey/Chaffey JC)
					Smith, Roy (1954)	RT	6-4	212	Blytheville, AR (Blytheville)
					Smith, S. (1918)				
					Smith, Sid (1968,69)	OT	6-4	267	Long Beach (Long Beach Wilson)
					Smith, Stanley (1932)	G	6-0	179	Los Angeles (Manual Arts)
					Smith, Steve (2003,04,05,06)	WR	6-0	200	Canoga Park (Taft)
					Smith, Tody (1969,70)	DT	6-5	247	Beaumont, TX (Charlton-Pollard/Michigan St.)
					Smith, Tyrone (2008,09)	OT	6-6	285	Moreno Valley (Rancho Verde)
					Smith, Wil (2005)	WR	6-1	200	Rancho Palos Verdes (Peninsula)
					Smutz, Huber (1923)	C	160		(Lincoln)
					Snow, Jim (1966,67,68)	LB	5-10	221	San Diego (San Diego)
					Snyder, Ed N. (1937)	E	5-11	180	St. Louis, MO (Western Military)
					Snyder, Jim (1947)	RG	5-8	205	Taft (Taft)
					Sogge, Steve (1967,68)	QB	5-10	170	Gardena (Gardena)
					Sohn, Ben (1938,39,40)	RG	6-3	226	San Diego (San Diego)
					Solter, Andrew Ford (1923,24)				(Hollywood)
					Souers, Glenn (1950)	FB	5-11	180	Moorhead, MN (Moorhead)
					Soward, R. Jay (1996,97,98,99)	WR	5-11	175	Rialto (Fontana)
					Spanos, Matt (2004,05,07)	C-OT	6-5	305	Corona (Corona)
					Sparling, Raymond (1930,31,32)	E	6-0	183	South Pasadena (South Pasadena)
					Spector, Irwin (1953,54)	RG	5-9	198	Brooklyn, NY (Lincoln)
					Speer, Carl (1916)				
					Spencer, Todd (1981,82,83)	TB	5-11	195	Berkeley (El Cerrito)
					Sperle, Chris (1985,86,87,88)	P	6-1	175	Fountain Valley (Fountain Valley)
					Sperling, Ty (1977,78,79)	NG-DT	6-0	235	Wilmington (Banning)
					Spears, Ernest (1986,87,88,89)	CB	6-0	190	Oceanside (El Camino)
					Spears, Raoul (1990,91)	FB	6-0	240	Compton (Millikan)
					Spicer, Averell (2006,07,08,09)	DT	6-2	295	Rancho Cucamonga (Rancho Cucamonga)
					Spraggins, Edward (1934)				
					Sprott, C.W. (1914)	RT			
					Stall, Joseph (1946)	LT	6-2	220	Los Angeles (Mt. Carmel/Loyola U (LA,CA)/Great Lakes NTC)
					Stanley, Ralph (1936,37,38)	RE	6-1	190	Los Angeles (Lincoln)
					Stare, Jim (1904)	RT			
					Stark, Newton Calvin (1923,24,25)	E	5-10	150	Santa Ana (Santa Ana)
					Starling, Jwanza (2009)	S	6-1	190	Tallahassee, FL (Lincoln)
					Stearns, (1919)				
					Steele, Harold (1975,76)	NG	6-1	240	San Diego (Lincoln/San Diego CC)
					Steele, Markus (1999,2000)	LB	6-3	220	Long Beach (Chanel (New Bedford, OH)/Long Beach CC)
					Steele, Todd (1983,84,85,86)	FB	6-3	235	Kingsburg (Kingsburg)
					Steen, Jason (1997,98)	LB-DE	6-4	220	Inglewood (Serra)
					Steinbacher, Nate (2000,01,03)	OT	6-5	305	Anaheim (Esperanza)
					Stephens, Barry (1929,30,31)	HB	5-8	155	Los Angeles (Los Angeles Poly)
					Stephens, Scott (2009)	WR	6-1	185	Pasadena (St. Francis)
					Stephenson, Cooper (2008,09)	SNP-TE	6-3	220	San Diego (Torrey Pines)
					Stephenson, Warren (1960,61)	LE-FB	5-11	177	Los Angeles (Dorsey)
					Steponovich, Tony (1927,28,29)	E	5-10	185	Inglewood (Inglewood)
					Stevens, Lawrence (1931,32,33)	G	6-2	205	Piedmont (Piedmont)
					Stevenson, Edward (1936)	LHB	5-9	183	Encinitas (Cumnock Prep)
					Stevenson, Steve (1999,2000,01)	WR	6-2	200	Glendora (Charter Oak)
					Stever, Bill (1924)				
					Stewart, George (1973,74)	DT	6-4	233	Pasadena (Pasadena)

Stillwell, Bob (1947,48,49)	RE	6-0	200	Los Angeles (Washington)
Stillwell, Don (1950,51,52)	LE	6-0	185	San Francisco (Lincoln/San Francisco CC)
Stirling, Bob (1970,71)	C	6-2	241	Westminster (Westminster)
Stoecker, Howard (1937,38,39)	LT	6-4	215	Mason City, IA (Mason City)
Stokes, Bill (1986,87)	OLB	6-3	235	Pasadena (Pasadena/Glendale CC)
Stonebraker, John S. (1938,39)	RE	6-2	219	Los Angeles (Fairfax/Black-Foxe Academy)
Stonehouse, John (1992,93,94,95)	P	5-11	230	Pasadena (Loyola)
Stookey, Byron (1906,07,09,10)	T			
Streelman, Brad (1978,79)	NG-DT	6-5	245	Artesia (Valley Christian/Cerritos JC)
Strong, Frank (1998,99,2000,01)	LB-S-TB	6-1	220	Stockton (Franklin)
Strother, Deon (1990,91,92,93)	FB-TB	6-0	205	Oakland (Skyline)
Strozier, Clint (1975,76)	Rov	6-3	190	Oxnard (Oxnard/Moorpark JC)
Stuart, Melvin (1919)	LHB		160	Los Angeles (Manual Arts)
Stuart, R. (1916)	RG		168	(South Pasadena)
Studdard, Howard (1977)	WR-TE	6-4	212	Los Angeles (Manual Arts)
Sullivan, J.P. (1987,89)	DC	6-5	250	Vista (Vista)
Sullivan, Tim (1981,82)	ILB	6-2	220	Massapequa, NY (St. John the Baptist)
Summer, (1918)				
Sutherland, James (1934,35,36)	LHB	5-10	184	Inglewood (Inglewood)
Svihus, Bob (1962,63,64)	LT	6-4	220	Redwood City (Sequoia)
Swann, Lynn (1971,72,73)	FL	6-0	180	San Mateo (Serra)
Swanson, Pat (1997,98,99)	TE-SNP	6-4	235	Yorba Linda (Esperanza/Fullerton JC)
Swanson, Steve (1967)	LB	5-10	200	Pico Rivera (El Rancho/Long Beach CC)
Sweeney, Calvin (1977,78)	FL-SE	6-2	184	Riverside (Perris/Riverside CC/UC Riverside)
Sweeney, Cordell (1988,89)	OLB	6-4	225	San Jose (Blackford)
Swirles, Frank (1939)	QB	5-8	162	Evanston, IL (St. John's (W))
Swope, Jess (1949)	LT	6-2	225	Los Angeles (Los Angeles Polytechnic)
- T -				
Tancredy, Tom (1949,50)	RG	5-6	200	Oakland (Castlemont)
Tannehill, Ted (1945,46,47)	LHB	5-9	180	Oroville (Oroville/U of Notre Dame)
Tanner, Randy (1984,85,86,87)	FL	5-11	190	Valinda (Bishop Amat)
Tappaan, Francis (1927,28,29)	E	5-10	165	Los Angeles (Los Angeles)
Tarver, Bernard (1976)	TB-FB	5-10	185	Bakersfield (Arvin)
Tatsch, Herbert (1931,33,34)	LT	6-2	205	Los Angeles (Gardena)
Tatupu, Lofa (2003,04)	LB	6-0	225	Plainville, MA (King Philip Regional/Maine)
Tatupu, Mosi (1974,75,76,77)	FB	6-0	225	Honolulu, HI (Punahou)
Taylor, Art (1917)	LE		152	
Taylor, Arthur (1914)	RE			
Taylor, Brice (1924,25,26)	G	5-9	185	Seattle, WA (Franklin)
Taylor, Mike (1966,67)	OT	6-5	238	San Francisco (Lowell/San Francisco CC)
Taylor, Paul (1941)	QB	6-1	193	San Bernardino (San Bernardino/San Bernardino JC)
Tellam, Greg (1994,96)	DE	6-4	225	Tucson, AZ (Sabino)
Templeton, George (1927,28,29)	C	5-10	180	Roswell, NM (Roswell)
Terry, Tony (1967,68,69)	DT	6-3	240	Long Beach (St. Anthony)
Thiede, Cliff (1929)	QB	5-10	188	Long Beach (Long Beach Poly)
Thomas, Alonzo [Skip] (1971)	CB-WR	6-2	205	Kansas City, KS (Wyandotte/Arizona Western College)
Thomas, Fay (1923,24)	T	6-2	188	Owensmouth (Owensmouth)
Thomas, John (1963,64,65)	RE	6-1	210	Alhambra (Alhambra)
Thomas, Kelly (1981,82)	OT	6-6	270	La Mirada (La Mirada)
Thomas, Kevin (2005,06,08,09)	CB	6-1	190	Oxnard (Rio Mesa)
Thomas, Lloyd (1926,27,28)	HB	5-10	180	Riverside (Jamestown, ND)
Thomas, Max (1926,27)	FB	5-10	175	Jamestown, ND (Jamestown)
Thomas, Ronald D. (1940,41,42)	RG	5-11	200	Los Angeles (Manual Arts)
Thomas, Terrell (2004,05,06,07)	CB	6-1	200	Alta Loma (Rancho Cucamonga)
Thomassin, John (1937,38,39)	LT	5-11	208	Los Angeles (Manual Arts)
Thompson, A.P. (1893,94,95,97)	QB			
Thompson, Dale (2004,05,06,07)	TE	6-4	255	Corona (Santiago)
Thompson, Ed (1904)	C			
Thompson, Field (1924,25,26)	HB	5-11	160	Los Angeles (Los Angeles)
Thompson, Gordon (1923)	G	5-10	180	San Diego (San Diego)
Thompson, Ken (1951,52,53)	RT	6-2	222	Phoenix, AZ (North)
Thompson, P.J. (1892)				
Thompson, Roderick (1930,31)	T	6-1	199	Los Angeles (Manual Arts)
Thurlow, Leavitt (1934,35,36)	LT	6-0	189	Los Angeles (Beverly Hills)
Thurlow, Toby (1962)	LE	6-1	195	Escondido (Escondido)
Thurman, Dennis (1974,75,76,77)	S-FL	5-11	173	Santa Monica (Santa Monica)
Thurman, Junior (1985,86)	S	6-0	180	Los Angeles (Santa Monica/West Los Angeles JC)
Tieman, Phillip (1920,21,22)	FB		152	Long Beach (Long Beach Poly)
Timberlake, George (1952,53)	RG	6-2	207	Long Beach (Jordan/Long Beach CC)
Timmons, Curt (1971)	CB	5-11	180	Norwalk (St. Paul's)
Ting, Brandon (2003,04,05)	S-CB	5-10	180	Woodside (James Logan)
Ting, Ryan (2003,04,05)	S-CB	5-10	180	Woodside (James Logan)
Tinsley, Scott (1980,81,82)	QB	6-2	195	Oklahoma City, OK (Putnam City West)
Tipton, Howard (1930,31,32)	HB	5-10	189	Los Angeles (Belmont)
Tobin, Hal (1960,61)	FB	5-10	195	San Diego (Coronado/San Diego JC)
Tofi, Travis (2003,04,05,06)	DT	6-4	265	Aoa, American Samoa (Fagaitua)
Tolbert, Dennis (1997)	DT	6-2	260	Las Vegas, NV (Rancho/Victory Valley CC)
Tolliver, Justin (2004)	CB	5-9	160	New Orleans, LA (De La Salle)
Tolman, Ernie (1947,48)	LE	6-4	205	Venice (Venice)
Tonelli, Amerigo (1936,37,38)	RG	5-9	222	Thomas, WV (Thomas)
Toolen, Andy (1919,20,21)	LE		175	Los Angeles (Lincoln)
Torgan, Spencer (2002,03)	C-DT	6-1	275	Calabasas (Harvard-Westlake)
Torres, Eric (2000,01,02,03)	OT-OG	6-5	300	Gardena (Bishop Montgomery)
Townsend, Ken (1918,19,20)	RG		190	Selma (Selma)
Traynham, Jerry (1958,59,60)	LHB	5-10	185	Woodland (Woodland)
Treiser, Jack (1958,59,60)	C	6-3	202	Lancaster, PA (Catholic/Bakersfield (CA) High/Bakersfield JC)
Truher, James (1928,29)	E	6-2	195	Seattle, WA (Garfield)
Tsagalakis, Sam (1952,53,54)	PK	5-7	158	Los Angeles (Manual Arts)
Tucker, Mark (1987,88,89,90)	OG	6-3	270	Los Angeles (Banning)
Tucker, Sam (1893)	LE-RH			

Tufs, Ray (1904)				
Tuasosopo, Titus (1990,91,92)	OG	6-1	290	Taputimu, American Samoa (Banning (CA))
Tuliaw, Brian (1987,88,89,90)	ILB	6-2	240	Long Beach (Long Beach Poly)
Tupou, Christian (2007,08,09)	DT	6-2	285	Sacramento (Grant)
Turner, Joe (1980,81)	CB	6-2	205	Oxnard (Compton/Ventura JC)
Turner, Patrick (2005,06,07,08)	WR	6-5	220	Nashville, TN (Goodpasture)
Tyiska, Ryan (1994,95,96,97)	LB	6-2	220	Clovis (Clovis West)
Tyler, Jerome (1982,83,84,85)	S	6-1	185	Riverside (Rubidoux)
Tyler, Marc (2008)	TB	6-0	220	Lancaster (Oaks Christian)
Typton, Cyril (1919)				
- U -				
Udeze, Kenechi (2001,02,03)	DE-DT	6-4	285	Los Angeles (Verbum Dei)
Uhl, Jason (1990,91,93)	NT-DG	6-3	270	Irvine (Mater Dei)
Underwood, Walt (1975,76,77)	DT	6-4	230	Atlanta, GA (Southwest)
Upton, Mickey (1965)	RHB	5-10	174	Rialto (Stillwater, OK)
Urquhart, Daniel (2003)	LB	6-2	250	Los Angeles (Washington/Los Angeles Southwest JC)
Ussery, Charles (1980,81)	DT	6-4	245	Long Beach (Long Beach Poly)
- V -				
Vacca, Vic (1983)	ILB	6-2	225	Whittier (Montebello/East Los Angeles CC)
Van Blarcom, Troy (2005,06)	PK	6-3	225	Orange (Orange Lutheran)
Vanderboom, Nick (2003,04,05,06)	TE-QB	6-4	245	Medina, MN (Breck)
Vandemede, Lenny (2000,01,02,03)	OG-C	6-3	275	Santa Ana (Mater Dei)
Van Doren, Bob (1950,51,52)	RT	6-3	212	San Diego (San Diego)
Van Dyke, Vinny (1976,77)	DT	6-5	250	Greenwich, CT (Greenwich)
Van Horne, Keith (1977,78,79,80)	OT	6-7	265	Fullerton (Fullerton)
Van Raaphorst, Mike (1997,98,99,2000)	QB	6-5	220	El Cajon (Helix)
Van Vliet, George (1958,59,60)	LE	6-3	208	Whittier (Whittier)
Vasicek, Vic (1945)	LG	5-11	205	El Campo, TX (El Campo)
Vella, Chris (1971,72)	TE	6-3	227	Van Nuys (Notre Dame)
Vella, John (1969,70,71)	OT	6-4	256	Van Nuys (Notre Dame)
Vellone, Jim (1964,65)	LT	6-2	255	Whittier (California/Cerritos JC)
Verry, D. Norman (1941,42,43)	LG	6-0	235	Visalia (Visalia)
Viltz, Theo (1964,65)	S	6-1	185	Los Angeles (Serra)
Volsan, Anthony (1994,95,96,97)	CB	5-10	170	Merced (Merced)
Von Aspe, Wolfgang (1994)	TB	5-10	200	Tarzana (Taft)
Von Mohr, Frank (1921)	G		176	Pasadena (Pasadena)
Voyné, Don (1957)	LE	6-1	203	North Hollywood (North Hollywood/Valley JC)
- W -				
Wachholtz, Kyle (1992,93,95)	QB	6-5	220	Corona (Norco)
Waddell, Don (1945)	RT	5-11	220	Rosemead (El Monte/Pasadena JC)
Wagner, Lowell (1941,42)	FB	6-0	176	Gardena (Gardena)
Walker, Brad (2004,05,06,07)	WR	6-2	215	Tustin (Foothill)
Walker, Glen (1975,76)	P-PK	6-1	220	Gardena (Gardena/Harbor JC)
Walker, Jim (1964,65)	LB-G	6-2	210	Los Angeles (Hadley Tech, St. Louis, MO/Los Angeles CC)
Walker, John (2002,03,04,05)	CB-S-WR	6-1	200	North Hills (Birmingham)
Walker, Tommy (1947)	PK	5-10	185	Los Angeles (Black-Foxe)
Wall, Fred Willard (1944)	RG	5-9	190	Porterville (Porterville)
Wall, John (2000)	PK	5-8	175	Encino (Birmingham)
Wallace, Henry (1998,99,2000)	LB	6-2	210	Inglewood (Bishop Montgomery)
Wallace, Kenneth (1907,08,09,10)	LE			
Wallace, Larry (1989,90,91,92)	FL-SE	6-1	180	Stockton (Lincoln)
Walshe, Joe (1985,87,88)	DG-NG-OG	6-3	280	Santa Ana (Foothill)
Walters, Shawn (1993,94,95,96)	RB	6-0	225	Arlington, TX (Lamar)
Walton, (1917)				
Wandler, Ian (2009)	TE	6-4	270	Hermosa Beach (Mira Costa/El Camino JC)
Warburton, Irvine [Cotton] (1932,33,34)	QB	5-6	148	San Diego (San Diego)
Ward, Herb (1978,79)	CB	5-10	190	San Francisco (Balboa/San Francisco CC)
Ward, John (1927,28,29)	T	6-2	190	Garden Grove (Garden Grove)
Wardlow, Jason (2001)	DE	6-5	240	Upland (Upland)
Ware, Scott (2004,05)	S	6-2	215	Santa Rosa (Montgomery/Santa Rosa JC)
Ware, Timmie (1982,83,84)	FL	5-11	180	Compton (Centennial)
Washington, Al (1985)	FL-SE	6-1	180	Carson (Carson/Long Beach CC)
Washington, Chauncey (2003,06,07)	TB	6-1	220	Torrance (South Torrance)
Washington, Dave (1960)	RE	6-3	208	Oroville (Oroville/Santa Monica CC)
Washington, Delon (1994,95,96,97)	RB-TB	5-11	205	Dallas, TX (Kimball)
Washington, Gerald (2007,08)	DE-TE	6-6	255	Vallejo (Vallejo/Chaffey JC)
Washington, Marlon (1987,88,89)	SE	6-0	195	Kansas City, KS (Schlagle)
Washmera, Ray (1971,72,73)	FB	6-1	212	San Fernando (St. Ignatius)
Watkins, Travis (2002,03,04)	OG	6-3	305	La Mesa (Helix)
Watts, Elbert (1985)	CB	6-2	205	Carson (Venice/U of Oklahoma/Santa Monica CC)
Wayahn, Elmer (1918,22,23)	FB		154	(Lincoln)
Weaver, Charlie (1969,70)	DE	6-2	214	Richmond (Richmond/Arizona Western College)
Webb, David (1989,90,91,92)	DT-OLB	6-4	225	Irvine (Irvine)
Webb, James (1932,33,34)	RHB	5-10	176	Shelbyville, TN
Webb, John (1904)	RT			
Webb, Lee (2001,02,03,04)	FB-LB	6-0	240	Inglewood (Crenshaw)
Weber, Scott (1971)	DE	6-5	220	Modesto (Modesto)
Weber, Tom (1952,53)	LT	6-2	210	Canton, OH (McKinley)
Webster, Steven (1985,86,87,88)	TB	5-10	190	San Diego (Helix)
Weddle, L.V. (1924)				
Weeks, Chuck (1951,52)	RT	6-2	221	Columbus, OH (West)
Wehba, Ray (1936,37,38)	LE	5-11	186	Oklahoma City, OK (Central)
Weiss, Andrew (2008)	DE	6-9	230	San Marino (San Marino/Pasadena CC/UC San Diego)


ALL-TIME LETTERWINNERS

Weiss, Benjamin (1916,17)	RG	5-11	162	(Denison Academy)
Welch, Harry (1951,52)	LHB	5-10	172	Akron, OH (Kenmore/U of Notre Dame (IN))
Welch, Matt (1998,99)	OT-TE	6-6	300	Orange (Villa Park/Santa Ana JC)
Wellman, Gary (1987,88,89,90)	FL	5-9	175	Westlake Village (Westlake)
Wells, Harry III (1964)	RG	6-1	215	Los Angeles (Manual Arts)
Welsh, Lou (1950,51,52)	C-LB	6-1	194	Steubenville, OH (Austin (TX))
Werner, P. [Moose] (1915)	E			
West, Patrick (1944)	FB	6-0	200	(Burgettstown, PA/U of Pittsburgh)
West, Troy (1981,82)	S-CB	6-1	205	West Covina (Covina/Mt. San Antonio JC)
Westcott, Clem (1925)	C	6-3	210	Leonardsville, KS (Leonardsville)
Westcott, Jack (1925)	T	6-3	210	Leonardsville, KS (Leonardsville)
Westover, Charles (1905)				
Westphal, Dick (1954)	LT	6-1	207	Long Beach (Jordan)
Wheatley, Pop (1902,03)	FB			
Wheeler, Harold (1926)	HB	5-11	174	Phoenix, AZ
Whitcomb, Ed (1919)	FB		164	Monrovia (Monrovia)
White, Charles (1976,77,78,79)	TB	6-0	185	San Fernando (San Fernando)
White, Jack (1904)	LHB			
White, Kenneth (1921)	E		150	Hollywood (Hollywood)
White, LenDale (2003,04,05)	TB	6-2	235	Denver, CO (Chaffield)
White, Lonnie (1985,86)	FL	5-11	190	South Belmar, NJ (Asbury Park)
White, Oliver (1926)	G	6-1	190	Nogales, AZ
White, Timmy (1980,81,82)	WR	5-11	185	South Belmar, NJ (Asbury Park)
Whitehead, Duane (1943,44,45,46)	FB	5-11	185	(Bonita)
Whitlaw, Ben (1892)				
Whittier, Julian (1929)	G	6-1	235	San Diego (Army-Navy Academy)
Wilbur, Robert (1934)	G		202	Tulare (Tulare)
Wilcox, Paul (1919)	RE		155	Long Beach (Long Beach Poly/Cal Tech)
Wilcox, Ralph O. (1928,29,30)	E	5-11	175	Strathmore (Strathmore)
Wilcox, Thomas (1927,28,29)	FB	5-10	187	Strathmore (Strathmore)
Wilder, Glenn (1959)	RE	6-0	191	Van Nuys (Van Nuys/Valley JC)
Wilensky, Joe (1934,35,36)	LG	5-8	188	Los Angeles (Venice)
Wilkie, (1916)				
Wilkins, John (1959,60)	LT	6-4	225	Newport News, VA (Newport News/The Citadel)
Willer, Don (1940,41,42)	LT	6-2	201	Los Angeles (Manual Arts)
Willhoite, Elmer (1950,51,52)	RG	6-1	210	Winton (Merced)
Williams, Aaron (1996,97,98,99)	DT-DE	6-3	280	Hawthorne (Leuzinger)
Williams, Brian (1991,92,93,94)	OLB-ILB	6-2	230	Dallas, TX (Bishop Dunne)
Williams, Britt (1959,60,61)	RG	6-1	212	Walnut Creek (Las Lomas)
Williams, Carl A. (1897,98,99,1900,01)	RT			
Williams, Charles A. (1935,36,37)	RE	5-11	178	Compton (Compton)
Williams, Damian (2008,09)	WR	6-1	195	Springdale, AR (Springdale/Arkansas)
Williams, Don (1926,27,28)	QB	5-9	158	Santa Ana (Santa Ana)
Williams, Eric (1975,76)	ILB	6-2	215	Kansas City, MO (Central)
Williams, Hal (1941)	LE	6-2	187	Glendale (Hoover)
Williams, Homer (1964)	FB	6-1	220	Long Beach (St. Anthony/Long Beach CC)
Williams, John (1949,50,51)	HB	5-10	180	Huntington Park (Huntington Park/Compton College)
Williams, Kevin (1977,78,79,80)	WR	5-9	165	San Fernando (San Fernando)
Williams, Kyle (2003,04,05,06)	OT-OG	6-6	300	Dallas, TX (Highland Park)
Williams, Marv (1981,83)	S	5-10	184	Colton (Colton)
Williams, Michael (1986,87,88,89)	OLB	6-4	230	Dallas, TX (Pinkston)
Williams, Mike (2002,03)	WR	6-5	230	Tampa, FL (Plant)
Williams, Rod (1982,83)	CB	6-0	195	Los Angeles (Dorsey/El Camino College)
Williams, Thomas (2004,05,06,07)	LB-FB	6-3	235	Vacaville (Vacaville)
Williamson, Frank (1931,32,33)	G	5-11	192	Pittsburg, CA (Pittsburg)
Williamson, Jack (1932,33,34)				
Williamson, Stanley (1929,30,31)	C	6-1	198	Pittsburg, CA (Pittsburg)
Willig, Matt (1988,89,90,91)	DG-DT	6-8	265	La Mirada (St. Paul)
Willingham, Charles R. (1929)	FB	5-11	180	Calexico (Calexico)
Willis, Jack (1957)	LH	5-9	162	San Bernardino (San Bernardino/San Bernardino JC)
Willison, Gary (1985,86)	DT	6-4	255	Burbank (Burbank)
Willott, Laird (1954,55,56)	RG	6-0	205	Glendale (Hoover)
Willumson, Don (1945)	RE	6-1	180	Eagle Rock (Eagle Rock)
Wilson, Alan (1990,91)	ILB-OLB	6-1	245	Gardena (Carson)
Wilson, Ben (1961,62)	FB	6-0	225	Houston, TX (Carver)
Wilson, Charles (1902,03)	LE			
Wilson, W. (1916)	C		140	
Wilson, Zach (1999,2000,01,02)	OG-OT	6-5	300	Bellflower (Mayfair)
Winans, Jeff (1972)	DT	6-4	245	Turlock (Turlock/Modesto JC)
Winfield, John Irving (1928,29,30)	G	5-10	202	Los Angeles (Lincoln)
Wing, Paul (1934,35)	FB	5-10	189	Los Angeles (Pomona)
Winslow, Robert E. (1937,38,39)	RE	6-2	194	Inglewood (Inglewood/Modesto JC)
Winslow, Troy (1965,66)	QB	6-0	180	Inglewood (Inglewood)
Wirching, Carl (1909)	RE			
Woitneck, Greg (2006,07,08)	P	6-0	200	Brea (Brea Olinda/Arizona State/Mt. San Antonio JC)
Wolf, Joe (1942,43)	C	6-2	195	Los Angeles (Los Angeles)
Wood, Richard (1972,73,74)	ILB	6-2	213	Elizabeth, NJ (Jefferson)
Wood, Willie (1957,58,59)	QB	5-9	170	Washington, DC (Armstrong/Coalinga (CA) JC)
Woodert, Andre (2003,05)	TB-S	6-0	220	Los Angeles (Agoura)
Woods, John (1920)	LG		175	
Woods, LaVale (1994,95,96,97)	RB-FB-TB	5-7	220	Chandler, AZ (Dobson)
Woods, Quincy (1997)	QB	6-1	185	Richton Park, IL (Rich East)
Woods, Ray (1940,41,42)	QB	5-10	172	San Fernando (San Fernando)
Woodward, James L. (1918,19,20,21)	QB		135	Venice (Venice)
Woolen, Thomas G. (1907)	LT			
Work, Telford (1916)				
Worsley, Harry (1924,25)				
Wotkins, Haskell Robert [Inky] (1932,33,34)	FB	5-9	175	San Gabriel (Alhambra)
Wren, Jim (1996,97)	P	6-0	220	Yorba Linda (Esperanza/Fullerton JC)
Wright, Eric (2004)	CB	5-11	190	San Francisco (Riordan)

Wright, Foster C. (1895,96,97)	QB			
Wright, Manuel (2003,04)	DT	6-6	290	Compton (Poly)
Wright, Shareece (2006,07,08,09)	CB	6-0	185	Colton (Colton)
Wyatt, Justin (2002,03,04,05)	CB-WR	5-10	185	Compton (Dominguez)
— Y —				
Yary, Ron (1965,66,67)	OT-DT	6-5	245	Bellflower (Bellflower/Cerritos JC)
Yary, Wayne (1969,70)	OG	6-2	230	Cerritos (Bellflower)
Yocum, Sam (1925,26)				
Yoshida, Brent (2007)	WR-S	5-10	185	Huntington Beach (Huntington Beach/Arizona State)
Youel, Curtis (1931,32,33)	C	6-0	192	Santa Ana (Santa Ana)
Young, Adrian (1965,66,67)	LB	6-1	210	La Mirada (Bishop Amat)
Young, Charles (1970,71,72)	TE	6-4	228	Fresno (Edison)
Young, J.E. (1889,92)	HB			
Young, John (1968,69)	S	6-2	187	La Mesa (Helix)
Youngworth, Pat (1889)	C			
— Z —				
Zachik, Don (1959,60)	PK	5-8	155	Linden, NJ (Linden)
Zado, Pierre (1998)	S	6-3	205	Turlock (Central Catholic)
Zampese, Ernie (1955,56)	LHB	5-9	166	Santa Barbara (Santa Barbara)
Ziegler, John (1916)				
Zilka, John (2005)	WR	6-4	200	Lake Forest, IL (Lake Forest)
Zimmerman, Dan (1949,51)	E	6-1	185	Burbank (Burbank)




CURTIS CONWAY



KEYSHAWN JOHNSON




DUANE BICKETT



TAY BROWN



JIMMY GUNN



CLARENCE DAVIS

USC ASSISTANT COACHES

(1924 to 2009)

— A —

Mike Ackerley, 1986
Hobbs Adams, 1935-39
DelVaughn Alexander, 1996-97
Chris Allen, 1987-92
Foster Andersen, 1974-76, 1981-86
David Anderson, 1980-81
Scott Anderson, 1983
Sam Anno, 2005-06
Bobby April, 1987-90
Jerry Attaway, 1978-79

— B —

Roy Baker, 1946-50
Mark Banker, 1996
Joe Barry, 1995
Mike Barry, 1993-97
Sam Barry, 1929-40, 1945-49
Jeremy Bates, 2009
Dick Beam, 1974-75
Gary Bernardi, 1987-92
Julie Bescos, 1937-41, 1945
Fred Borman, 1989
Raymond Brown, 1941
Jeff Brown, 1989
Willie Brown, 1968-75
Larry Bryan, 1969
Greg Burns, 2002-05
Keith Burns, 1993-97

— C —

Shelby Calhoun, 1941-44
Leo Calland, 1924, 1927-28
Gordon Campbell, 1926-36
Mike Carey, 1978-79
Brennan Carroll, 2002-09
Tony Caviglia, 1986-87
George Ceithaml, 1953-56
Norm Chow, 2001-04
A.J. Christoff, 2000
Don Clark, 1951-56
William Cole, 1926
Bob Cope, 1991-92
Don Coryell, 1960
Dick Coury, 1966-68
Jeff Cravath, 1927-28, 1933-40

— D —

Al Davis, 1957-59
Tim Davis, 2002-04
Aubrey Devine, 1925-36
George Dickson, 1957
Dave Doeren, 1998-99
Don Doll, 1957-58
Chet Dolley, 1924-25
Ray Dorr, 1988-92

— E —

Roy Engle, 1946-48
Ken Evans, 1978

— F —

Frank Falks, 1983-86
Dan Ferrigno, 2000
Craig Fertig, 1965-73, 1975
Randy Fichtner, 1988
Bob Fisher, 1942
Bill Fisk, 1949-56
Wayne Fontes, 1971-75
Jethro Franklin, 2005, 2009

— G —

Glen Galvin, 1943-45
Ray George, 1946-50, 1958-64, 1972-74
Joe Gibbs, 1969-70
Craig Gibson, 1997-98
Mike Giddings, 1961-65
Artie Gigantino, 1979-86
Marv Goux, 1957-82
Steve Greatwood, 1998-99
Daryl Gross, 1986-87

— H —

Paul Hackett, 1976-80
Charlie Hall, 1960-65
Mike Haluchak, 1976-77
Walt Hargesheimer, 1949-52
Gil Haskell, 1978-82
John Hazelton, 1986
Rob Hedequist, 1983
Mel Hein, 1951-65
Cliff Herd, 1925-36
Harry Hiestand, 1987
Jess Hill, 1946-48
Bob Hoffman, 1942
Dave Holden, 1985-86
Nick Holt, 2001-03, 2006-08
Hudson Houck, 1976-82
Rod Humenuik, 1966-70
Ricky Hunley, 1992-93
Willis O. Hunter, 1919-36
Skip Husbands, 1971-76

— I —

Matt Irvin, 2000

— J —

Hue Jackson, 1997-2000
John Jackson, 1976-81
Kurt Jones, 1989

— K —

Jeff Kearin, 1991-94
Lane Kiffin, 2001-06
Phil Krueger, 1966-70

— L —

Dave Levy, 1960-75
Don Lindsey, 1971-80, 1993-94
John Lopes, 1980

— M —

Joe Margucci, 1954-64
Rod Marinelli, 1995
Steve Mariucci, 1986
John Marshall, 1977-79
Demetrice Martin, 2006-07
Dennis Matsko, 1988-89
John Matsko, 1987-91
Mike McDonald, 1980-82
Jeff McInerney, 1996-97
John McKay, 1959
Todd McNair, 2004-09
Bob McNeish, 1937-41, 1945
Pete McPhail, 1947
Justin Mesa, 2009
Murl Miller, 1990-91
Mike Milligan, 1950
Paul Minnick, 1925
Darren Moon, 1983-85
Bob Moran, 1990
Pat Morris, 1977, 1983-86
Jess Mortensen, 1951-55
John Morton, 2007-09
Steve Morton, 1999-2000
Wayne Moses, 2001
Joe Muha, 1951-52

— N —

Ken Norton Jr., 2004-09
Wayne Nunnely, 1991-92

— O —

Ken O'Brien, 1998-99
Rich Olson, 1977
Ed Orgeron, 1998-2004

— P —

Chuck Pagano, 1984-85
Bob Palcic, 1992
Nick Pappas, 1953-56
Jairo Penaranda, 1987-88
Larry Petroff, 1998
Phil Pettey, 1999
Kennedy Pola, 2000-03
Norm Pollom, 1960
Ron Ponciano, 1987-88
Tim Prukop, 1994-95
Russ Purnell, 1982-84

— R —

Benny Rapp, 1984
Walt Ransom, 1981-82
Donnie Rea, 1983-86
Kris Richard, 2008-09
Mike Riley, 1993-96
David Robinson, 1993-97
John Robinson, 1972-74
Mike Robinson, 1980
Tom Roggeman, 1987-92
Yogi Roth, 2007-08
Pat Ruel, 2005-09

— S —

Mike Sanford, 1977, 1989-96
Steve Sarkisian, 2001-03, 2005-08
Brian Schneider, 2009
Brian Schottenheimer, 2000
Jim Sears, 1959
Rocky Seto, 2001-09
Ken Sharrar, 1986
Gus Shaver, 1940-45
Nate Shaw, 1980-86
Clarence Shelmon, 1987-90
R.C. Slocum, 1981
Shawn Slocum, 1998-99
Dennis Slutak, 2003-04
Carl Smith, 2004
Doug Smith, 1993-97
Harry Smith, 1949-50
Bill Snyder, 1966
Bruce Snyder, 1974-75
Jim Stangeland, 1965-68
Harold Steele, 1978-79
Chuck Stobart, 1987-88
A.J. Sturzenegger, 1924

— T —

Francis Tappaan, 1931-32
Dennis Thurman, 1993-2000
Bob Titchenal, 1956
Bob Toledo, 1976-78
Ted Tollner, 1982
Norv Turner, 1976-84
Ron Turner, 1985-87

— U —

Keith Uperesa, 2001-02
Tony Uruburu, 1990-91

— V —

Norm Verry, 1946-48
Craig VerSteeg, 1984-85

— W —

DeWayne Walker, 2001
Dave Wannstedt, 1983-85
David Watson, 2005-08
Mark Watson, 1981-82
Charles White, 1993-97
Kirby Wilson, 2001
Mike Wilson, 1997-99
Bob Winslow, 1943-46, 1948
Derrick Winston, 2000
Kevin Wolthausen, 1987-92

— Y —

Pete Yoder, 1970-71
Bill Young, 1998-2000

— Z —

Ken Zampese, 1990-91
John Zinda, 1982



JOE GIBBS



WAYNE FONTES



NORV TURNER



MARV GOUX



ANNUAL INDIVIDUAL STAT LEADERS

(includes bowl games)

ANNUAL RUSHING LEADERS

		G	TCB	NYG	AVG.
1925	Mort Kaer	11	105	576	5.5
1926	Mort Kaer	8	155	852	5.5
1927	Morley Drury	9	223	1163	5.2
1928	Don Williams	8	173	681	3.9
1929	Russ Saunders	11	185	972	5.3
1930	Orv Mohler	10	145	983	6.8
1931	Gus Shaver	11	199	936	4.7
1932	Cotton Warburton	10	115	420	3.7
1933	Cotton Warburton	11	149	885	5.9
1934	Inky Wotkins	10	133	588	4.4
1935	Nick Pappas	10	102	414	4.1
1936	Davie Davis	9	141	501	3.6
1937	Amby Schindler	8	134	599	4.5
1938	Grenny Lansdell	11	118	462	3.9
1939	Grenny Lansdell	10	154	742	4.8
1940	Bobby Robertson	8	146	667	4.6
1941	Bobby Robertson	9	120	483	4.0
1942	Mickey McCardle	11	96	413	4.3
1943	Eddie Saenz	10	71	445	6.3
1944	Don Burnside (Doll)	10	70	428	6.1
1945	Ted Tannehill	11	99	574	5.8
1946	Art Battle	9	69	296	4.3
1947	Don Doll	9	57	246	4.3
1948	Don Doll	10	67	265	3.9
1949	Bill Martin	9	128	357	2.8
1950	Al Carmichael	9	103	514	5.0
1951	Frank Gifford	10	195	841	4.3
1952	Leon Sellers	11	103	386	3.7
1953	Aramis Dandoy	9	113	578	5.1
1954	Jon Arnett	11	96	601	6.3
1955	Jon Arnett	10	141	672	4.8
1956	C. R. Roberts	10	140	775	5.5
1957	Rex Johnston	10	74	304	4.1
1958	Don Buford	10	64	306	4.8
1959	Jerry Traynham	10	123	583	4.7
1960	Hal Tobin	9	61	318	5.2
1961	Ben Wilson	10	139	619	4.6
1962	Willie Brown	11	88	574	6.5
1963	Mike Garrett	10	128	833	6.5
1964	Mike Garrett	10	217	948	4.4
1965	Mike Garrett	10	267	1440	5.4
1966	Don McCall	10	127	560	4.4
1967	O.J. Simpson	10	291	1543	5.3
1968	O.J. Simpson	11	383	1880	4.9
1969	Clarence Davis	11	297	1351	4.5
1970	Clarence Davis	11	214	972	4.5
1971	Lou Harris	11	167	801	4.8
1972	Anthony Davis	12	207	1191	5.8
1973	Anthony Davis	12	276	1112	4.0
1974	Anthony Davis	12	301	1421	4.7
1975	Ricky Bell	12	385	1957	5.1
1976	Ricky Bell	11	280	1433	5.1
1977	Charles White	12	285	1478	5.2
1978	Charles White	13	374	1859	5.0
1979	Charles White	11	332	2050	6.2
1980	Marcus Allen	10	354	1563	4.4
1981	Marcus Allen	12	433	2427	5.6
1982	Todd Spencer	10	141	596	4.4
1983	Michael Harper	10	151	685	4.5
1984	Fred Crutcher	12	307	1155	3.8
1985	Ryan Knight	9	195	732	3.8
1986	Ryan Knight	12	148	536	3.6
1987	Steven Webster	10	239	1109	4.6
1988	Aaron Emanuel	7	108	545	5.1
1989	Ricky Ervins	12	269	1395	5.2
1990	Mazio Royster	11	235	1168	5.0
1991	Deon Strother	11	129	614	4.8
1992	Estrus Crayton	12	183	700	3.8
1993	Shawn Walters	13	156	711	4.6
1994	Shawn Walters	11	193	976	5.1
1995	Delon Washington	12	236	1109	4.7
1996	LaVale Woods	12	119	601	5.1
1997	Delon Washington	11	125	444	3.6
1998	Chad Morton	11	199	985	4.9
1999	Chad Morton	12	262	1141	4.4
2000	Sultan McCullough	12	227	1163	5.1
2001	Sultan McCullough	6	115	410	3.6
2002	Sultan McCullough	13	179	814	4.5
2003	LenDale White	13	141	754	5.3
2004	LenDale White	13	203	1103	5.4
2005	Reggie Bush*	13	200	1740	8.7
2006	Chauncey Washington	13	157	744	4.7
2007	Chauncey Washington	12	195	969	5.0
2008	Stafon Johnson	13	138	705	5.1
2009	Joe McKnight	12	164	1014	6.2

*Participation later vacated due to NCAA penalty

ANNUAL PASSING LEADERS

		G	PA	PC	INT	PCT.	NYG	TD
1937	Grenny Lansdell	9	63	28	0	44.4%	310	4
1938	Grenny Lansdell	10	112	44	6	39.3%	458	2
1939	Grenny Lansdell	10	85	42	6	49.4%	479	2
1940	Bob Peoples	9	63	21	2	33.3%	479	2
1941	Bobby Robertson	9	73	33	8	45.2%	530	3
1942	Mickey McCardle	11	55	24	4	43.6%	395	5
1943	Jim Hardy	10	71	33	3	46.7%	516	6
1944	Jim Hardy	10	117	58	9	49.5%	739	10
1945	Jerry Bowman	11	64	29	9	45.3%	401	2
1946	Mickey McCardle	9	74	39	7	52.7%	490	1
1947	Jim Powers	10	94	50	7	53.2%	603	5
1948	Jim Powers	10	106	49	5	46.2%	511	2
1949	Jim Powers	9	148	87	11	58.8%	1215	12
1950	Wilbur Robertson	9	106	50	8	47.2%	481	1
1951	Dean Schneider	10	106	48	3	45.3%	606	0
1952	Jim Sears	11	102	48	8	47.0%	712	8
1953	Aramis Dandoy	9	55	24	10	43.6%	242	1
1954	Jim Contratto	12	79	32	7	40.5%	702	9
1955	Jim Contratto	10	52	22	5	42.3%	406	5
1956	Frank Hall	5	23	10	1	43.5%	196	2
1957	Tom Maudlin	9	100	48	8	48.0%	552	0
1958	Tom Maudlin	10	95	41	15	43.2%	535	4
1959	Ben Charles	10	46	20	3	43.5%	348	4
1960	Bill Nelsen	8	72	29	3	40.3%	446	3
1961	Bill Nelsen	10	86	39	5	45.3%	683	4
1962	Pete Beathard	11	107	54	1	50.5%	948	10
1963	Pete Beathard	10	140	66	7	47.0%	944	5
1964	Craig Fertig	10	209	109	10	52.0%	1671	11
1965	Troy Winslow	10	127	78	9	61.0%	1019	11
1966	Troy Winslow	11	138	82	5	59.0%	1023	6
1967	Steve Sogge	11	151	75	7	49.0%	1032	7
1968	Steve Sogge	11	207	122	9	59.0%	1454	9
1969	Jimmy Jones	11	209	88	10	42.0%	1220	13
1970	Jimmy Jones	11	234	121	5	52.3%	1877	10
1971	Jimmy Jones	11	161	89	10	55.3%	995	7
1972	Mike Rae	12	199	114	12	56.8%	1754	5
1973	Pat Haden	12	247	137	11	55.5%	1832	13
1974	Pat Haden	12	149	70	11	47.0%	988	13
1975	Vince Evans	9	112	35	9	31.3%	695	3
1976	Vince Evans	12	177	95	6	53.7%	1440	10
1977	Rob Hertel	12	245	132	18	53.8%	2145	19
1978	Paul McDonald	12	203	115	7	56.7%	1690	19
1979	Paul McDonald	12	264	164	6	62.1%	2223	18
1980	Gordon Adams	9	179	104	7	58.1%	1237	7
1981	John Mazur	12	194	93	5	47.9%	1128	7
1982	Sean Salisbury	7	142	82	5	57.7%	1062	6
1983	Sean Salisbury	11	248	142	9	57.3%	1882	10
1984	Tim Green	10	224	116	8	51.9%	1448	5
1985	Sean Salisbury	9	172	98	4	57.0%	1180	6
1986	Rodney Peete	12	305	160	15	52.5%	2138	10
1987	Rodney Peete	12	332	197	12	59.3%	2709	21
1988	Rodney Peete	12	359	223	12	62.1%	2812	18
1989	Todd Marinovich	12	352	219	13	62.2%	2578	16
1990	Todd Marinovich	12	322	196	12	60.9%	2423	13
1991	Reggie Perry	10	255	131	12	51.4%	1574	3
1992	Rob Johnson	12	285	163	14	57.2%	2118	12
1993	Rob Johnson	13	449	308	6	68.6%	3630	29
1994	Rob Johnson	10	276	186	6	67.4%	2499	15
1995	Brad Otton	11	256	159	4	62.1%	1923	14
1996	Brad Otton	12	370	196	10	53.0%	2649	20
1997	John Fox	11	280	153	8	54.6%	1940	12
1998	Carson Palmer	13	235	130	6	55.3%	1755	7
1999	Mike Van Raaphorst	8	258	139	9	53.9%	1758	8
2000	Carson Palmer	12	415	228	18	54.9%	2914	16
2001	Carson Palmer	12	377	221	12	58.6%	2717	13
2002	Carson Palmer	13	489	309	10	63.2%	3942	33
2003	Matt Leinart	13	402	255	9	63.4%	3556	38
2004	Matt Leinart	13	412	269	6	65.3%	3322	33
2005	Matt Leinart	13	431	283	8	65.7%	3815	28
2006	John David Booty	13	436	269	9	61.7%	3347	29
2007	John David Booty	10	340	215	10	63.2%	2361	23
2008	Mark Sanchez	13	366	241	10	65.8%	3207	34
2009	Matt Barkley	12	352	211	14	59.9%	2735	15

ANNUAL TOTAL OFFENSE LEADERS

		G	PLAYS	RUSH	PASS	TOTAL
1937	Amby Schindler	8	175	599	259	868
1938	Grenny Lansdell	10	230	462	458	920
1939	Grenny Lansdell	10	239	742	479	1221
1940	Bobby Robertson	8	170	667	88	755
1941	Bobby Robertson	9	193	447	530	977
1942	Mickey McCardle	11	151	413	395	808

ANNUAL INDIVIDUAL STATISTICAL LEADERS

1943	Jim Hardy	10	110	9	516	525
1944	Jim Hardy	10	164	117	739	856
1945	Ted Tannehill	11	99	574	0	574
1946	Mickey McCardle	9	109	161	490	641
1947	Jim Powers	10	145	93	603	696
1948	Jim Powers	10	150	18	511	529
1949	Jim Powers	9	185	-1	1215	1214
1950	Wilbur Robertson	9	163	103	481	584
1951	Frank Gifford	10	256	841	303	1144
1952	Jim Sears	11	235	318	712	1030
1953	Aramis Dandoy	9	168	578	242	820
1954	Jim Contratto	12	105	74	702	776
1955	Jon Arnett	10	166	672	150	822
1956	C. R. Roberts	10	123	775	29	804
1957	Tom Maudlin	9	153	60	552	612
1958	Tom Maudlin	10	168	164	533	699
1959	Jerry Traynham	10	123	583	0	583
1960	Bill Nelsen	8	162	186	446	632
1961	Bill Nelsen	10	182	152	683	835
1962	Pete Beathard	11	207	290	948	1238
1963	Pete Beathard	10	207	92	944	1036
1964	Craig Fertig	10	248	24	1671	1695
1965	Mike Garrett	10	271	1440	42	1482
1966	Troy Winslow	11	205	91	1023	1114
1967	O.J. Simpson	10	297	1543	33	1576
1968	O.J. Simpson	11	388	1880	15	1895
1969	Clarence Davis	11	297	1351	0	1351
1970	Jimmy Jones	11	293	59	1877	1936
1971	Jimmy Jones	11	248	267	995	1262
1972	Mike Rae	12	281	247	1754	2001
1973	Pat Haden	12	334	156	1832	1988
1974	Anthony Davis	12	302	1421	9	1430
1975	Ricky Bell	12	385	1957	0	1957
1976	Vince Evans	12	252	86	1440	1526
1977	Rob Hertel	12	284	-92	2145	2053
1978	Charles White	13	375	1859	-5	1854
1979	Paul McDonald	12	298	-74	2223	2149
1980	Marcus Allen	10	356	1563	57	1620
1981	Marcus Allen	12	435	2427	0	2427
1982	Sean Salisbury	7	172	-90	1062	972
1983	Sean Salisbury	11	293	-166	1882	1716
1984	Tim Green	10	273	-24	1448	1424
1985	Sean Salisbury	9	202	-72	1180	1108
1986	Rodney Peete	12	408	124	2138	2262
1987	Rodney Peete	12	402	145	2709	2854
1988	Rodney Peete	12	427	68	2812	2880
1989	Todd Marinovich	12	416	39	2578	2617
1990	Todd Marinovich	12	378	-192	2423	2231
1991	Reggie Perry	10	360	254	1574	1828
1992	Rob Johnson	12	379	-114	2118	2004
1993	Rob Johnson	13	530	-205	3630	3425
1994	Rob Johnson	10	343	-235	2499	2264
1995	Brad Otton	11	278	-17	1923	1906
1996	Brad Otton	12	411	-186	2649	2463
1997	John Fox	11	324	-28	1940	1912
1998	Carson Palmer	13	282	-116	1755	1639
1999	Mike Van Raaphorst	8	296	-169	1758	1589
2000	Carson Palmer	12	478	5	2914	2919
2001	Carson Palmer	12	465	34	2717	2751
2002	Carson Palmer	13	539	-122	3942	3820
2003	Matt Leinart	13	434	-62	3556	3494
2004	Matt Leinart	13	461	-44	3322	3278
2005	Matt Leinart	13	482	36	3815	3851
2006	John David Booty	13	469	-53	3347	3294
2007	John David Booty	10	363	-106	2361	2255
2008	Mark Sanchez	13	418	16	3207	3223
2009	Matt Barkley	12	397	-38	2735	2697

1959	Luther Hayes	10	9	179	19.9	2
	Marlin McKeever	10	9	107	11.9	0
1960	Marlin McKeever	10	15	218	14.5	1
1961	Hal Bedsole	10	27	525	19.4	6
1962	Hal Bedsole	11	33	827	25.1	11
1963	Willie Brown	10	34	448	13.2	3
1964	Fred Hill	10	33	436	13.2	2
1965	Dave Moton	10	29	493	17.0	5
1966	Ron Drake	10	52	607	11.7	4
1967	Earl McCullouch	11	30	540	18.0	5
1968	Jim Lawrence	7	26	386	14.8	2
	O.J. Simpson	11	26	211	8.1	0
1969	Sam Dickerson	11	24	473	19.6	6
1970	Bob Chandler	11	41	590	14.4	3
1971	Lynn Swann	11	27	305	11.3	2
1972	Charles Young	12	29	470	16.2	3
1973	Lynn Swann	12	42	714	17.0	6
1974	Johnny McKay	12	34	550	16.2	8
1975	Randy Simmrin	12	26	478	18.4	1
1976	Shelton Diggs	12	37	655	17.7	8
1977	Randy Simmrin	12	41	840	20.5	5
1978	Calvin Sweeney	13	32	644	20.1	2
1979	Lynn Garcia	12	29	492	17.0	3
1980	Marcus Allen	10	30	231	7.7	0
1981	Marcus Allen	12	34	256	7.5	1
1982	Jeff Simmons	11	56	973	17.4	5
1983	Hank Norman	11	31	407	13.1	1
1984	Hank Norman	12	39	643	16.5	2
1985	Joe Cormier	12	44	409	9.3	2
1986	Ken Henry	11	43	807	18.8	7
1987	Erik Affholter	12	44	649	14.8	4
1988	Erik Affholter	12	68	952	14.0	8
1989	John Jackson	12	62	964	15.6	5
1990	Gary Wellman	13	66	1015	15.4	5
1991	Johnnie Morton	11	49	662	13.5	0
1992	Curtis Conway	12	49	764	15.6	5
	Johnnie Morton	11	49	756	15.4	6
1993	Johnnie Morton	13	88	1520	17.3	14
1994	Keyshawn Johnson	11	66	1362	20.6	9
1995	Keyshawn Johnson	12	102	1434	14.1	7
1996	Chris Miller	12	43	793	18.4	5
1997	Billy Miller	11	56	649	11.6	2
1998	Billy Miller	13	49	623	12.7	3
1999	Windrell Hayes	10	55	720	13.1	4
2000	Kareem Kelly	11	55	796	14.5	4
2001	Kareem Kelly	12	49	801	16.3	3
2002	Mike Williams	13	81	1265	15.6	14
2003	Mike Williams	13	95	1314	13.8	16
2004	Dwayne Jarrett	13	55	849	15.4	13
2005	Dwayne Jarrett	13	91	1274	14.0	16
2006	Steve Smith	13	71	1083	15.3	9
2007	Fred Davis	13	62	881	14.2	8
2008	Damian Williams	13	58	869	15.0	9
2009	Damian Williams	12	70	1010	14.4	6

ANNUAL PUNTING LEADERS

		NO.	YDS	AVG.
1941	Ralph Heywood	49	1839	37.5
1942	Ralph Heywood	58	2195	37.8
1943	Jim Hardy	32	1097	34.2
1944	Jim Hardy	42	1533	36.5
1945	Jerry Bowman	28	1091	39.0
1946	Verl Lillywhite	20	777	38.8
1947	Verl Lillywhite	26	1020	39.8
1948	Jim Powers	29	1016	35.0
1949	Jim Powers	48	1910	39.8
1950	Sol Naumu	27	985	36.4
1951	Des Koch	33	1430	43.3
1952	Des Koch	55	2435	44.2
1953	Des Koch	22	981	44.6
1954	Jim Contratto	36	1382	38.4
1955	Jim Contratto	28	807	35.1
1956	Ernie Zampese	27	1112	41.2
1957	Jim Conroy	31	1171	37.9
1958	Marlin McKeever	19	670	35.3
1959	Clark Holden	26	955	36.7
1960	Marlin McKeever	39	1444	37.0
1961	Ernie Jones	38	1504	39.6
1962	Ernie Jones	63	2498	39.7
1963	Ernie Jones	43	1690	39.3
1964	Craig Fertig	44	1647	37.4
1965	Gary Fite	37	1369	37.0
1966	Rich Leon	26	991	38.4
1967	Rikki Aldridge	54	1858	34.4
1968	John Young	39	1500	38.4
1969	John Young	42	1625	38.7
1970	Ron Ayala	50	1716	34.3
1971	Dave Boulware	68	2588	38.1
1972	Dave Boulware	49	1761	36.1
1973	Dave Boulware	18	653	36.3
1974	Jim Lucas	43	1632	38.0
1975	Glen Walker	61	2397	39.3

ANNUAL RECEIVING LEADERS

		G	NO.	YDS	AVG.	TD
1937	Bill Sangster	10	10	125	12.5	0
1938	Bob Hoffman	11	11	112	10.2	0
1939	Bob Peoples	10	16	128	8.0	1
1940	Al Krueger	9	9	98	10.9	1
1941	Paul Taylor	9	10	149	14.9	0
1942	Ralph Heywood	11	12	205	17.1	2
1943	Ralph Heywood	5	11	196	17.8	2
1944	Gordon Gray	6	12	181	15.1	3
1945	Harry Adelman	11	12	127	10.6	2
1946	Gordon Gray	7	13	168	12.9	0
1947	Mickey McCardle	9	17	115	6.8	1
1948	Don Doll	10	15	157	10.5	0
1949	Pat Duff	8	21	183	8.7	1
1950	Hal Hatfield	9	22	192	8.7	1
1951	Dean Schneider	10	13	161	12.4	1
1952	Tom Nickoloff	11	25	372	14.9	3
1953	Tom Nickoloff	10	16	214	13.4	2
1954	Leon Clarke	9	13	232	17.8	0
1955	Leon Clarke	10	15	215	14.3	2
1956	Tony Ortega	10	7	223	31.9	1
1957	Larry Boies	10	14	144	10.3	0
1958	Hillard Hill	10	11	319	29.0	5

ANNUAL INDIVIDUAL STATISTICAL LEADERS

1976	Glen Walker	57	2139	37.5
1977	Marty King	49	1953	39.9
1978	Marty King	70	2921	41.7
1979	Dave Pryor	42	1542	36.7
1980	Dave Pryor	48	1911	39.8
1981	Dave Pryor	51	2097	41.1
1982	Dave Pryor	64	2741	42.8
1983	Troy Richardson	57	2372	41.6
1984	Troy Richardson	65	2566	39.5
1985	Chris Sperle	46	1753	38.1
1986	Chris Sperle	49	1926	39.3
1987	Chris Sperle	55	1979	36.0
1988	Chris Sperle	43	1696	39.4
1989	Ron Dale	33	1284	38.9
1990	Ron Dale	59	2413	40.9
1991	Ron Dale	65	2628	40.4
1992	John Stonehouse	80	3099	38.7
1993	John Stonehouse	68	2607	38.3
1994	John Stonehouse	65	2865	44.1
1995	John Stonehouse	46	2007	43.6
1996	Jim Wren	66	3006	45.6
1997	Jim Wren	76	3216	42.3
1998	Mike MacGillivray	87	3284	37.7
1999	Mike MacGillivray	74	3067	41.4
2000	Mike MacGillivray	58	2267	39.1
2001	Mike MacGillivray	79	3082	39.0
2002	Tom Malone	62	2609	42.1
2003	Tom Malone	42	2060	49.0
2004	Tom Malone	49	2144	43.8
2005	Tom Malone	32	1335	41.7
2006	Greg Woidneck	48	1838	38.3
2007	Greg Woidneck	60	2274	37.9
2008	Greg Woidneck	47	1733	36.9
2009	Jacob Harfman	48	1909	39.8


1978	Charles White	14	0	1	0	86
1979	Charles White	19	0	0	0	114
1980	Marcus Allen	14	0	0	0	84
1981	Marcus Allen	23	0	0	0	138
1982	Steve Jordan	0	35	0	11	68
1983	Steve Jordan	0	20	0	12	56
1984	Steve Jordan	0	22	0	17	73
1985	Don Shafer	0	23	0	16	71
1986	Don Shafer	0	30	0	12	65
1987	Quin Rodriguez	0	35	0	13	74
1988	Quin Rodriguez	0	34	0	14	76
1989	Quin Rodriguez	0	40	0	11	73
1990	Quin Rodriguez	0	37	0	19	94
1991	Cole Ford	0	21	0	7	42
	Deon Strother	7	0	0	0	42
	Mazio Royster	7	0	0	0	42
1992	Cole Ford	0	25	0	11	58
1993	Johnnie Morton	14	0	1	0	86
1994	Cole Ford	0	40	0	14	82
1995	Keyshawn Johnson	7	0	0	0	42
1996	Adam Abrams	0	33	0	13	72
1997	R. Jay Soward	11	0	0	0	66
1998	Adam Abrams	0	38	0	16	86
1999	Chad Morton	15	0	0	0	90
2000	Petros Papadakis	8	0	0	0	48
2001	David Davis	1	31	0	15	82
2002	Ryan Killeen	0	47	0	16	95
2003	Ryan Killeen	0	65	0	19	122
2004	Ryan Killeen	0	64	0	16	112
2005	LenDale White	26	0	0	0	156
2006	Mario Danelo	0	44	0	15	89
2007	David Buehler	0	52	0	16	100
2008	David Buehler	0	65	0	9	92
2009	Jordan Congdon	0	41	0	12	77

ANNUAL SCORING LEADERS

		TD	1XP	2XP	FG	PTS.
1925	Mort Kaer	19	0	0	0	114
1926	Mort Kaer	12	0	0	0	72
1927	Morley Drury	11	10	0	0	76
1928	Don Williams	7	5	0	0	47
1929	Russ Saunders	14	0	0	0	84
1930	Orv Mohler	17	0	0	0	102
1931	Gus Shaver	16	4	0	0	100
1932	Homer Griffith	8	0	0	0	48
1933	Cotton Warburton	12	0	0	0	72
1934	Inky Wotkyns	5	0	0	0	30
1935	Bill Gaisford	3	0	0	0	18
	Davie Davis	3	0	0	0	18
1936	Davie Davis	5	0	0	0	30
1937	Amby Schindler	9	0	0	0	54
1938	Grenny Lansdell	5	1	0	0	31
1939	Grenny Lansdell	9	0	0	0	54
1940	Bob Robertson	5	0	0	0	30
1941	Bob Robertson	3	0	0	0	18
1942	Mickey McCardle	5	1	0	0	31
	Jim Hardy	5	1	0	0	31
1943	George Callanan	6	0	0	0	36
1944	Gordon Gray	7	0	0	0	42
1945	Ted Tannehill	7	0	0	0	42
1946	John Naumu	2	8	0	0	20
1947	Jack Kirby	5	0	0	0	30
1948	Don Doll	6	0	0	0	36
1949	Bill Martin	9	0	0	0	54
1950	Frank Gifford	2	13	0	0	25
1951	Frank Gifford	7	26	0	2	74
1952	Jim Sears	6	0	0	0	36
1953	Aramis Dandoy	7	0	0	0	42
1954	Jon Arnett	9	1	0	0	55
1955	Jon Arnett	15	18	0	0	108
1956	Jon Arnett	6	7	0	0	43
1957	Rex Johnston	4	1	0	0	25
1958	Hillard Hill	6	0	0	0	36
1959	Clark Holden	5	0	0	0	30
1960	Hal Tobin	3	0	0	0	18
1961	Hal Bedsole	6	0	1	0	38
1962	Hal Bedsole	11	0	1	0	68
1963	Willie Brown	7	0	1	0	44
1964	Mike Garrett	10	0	1	0	62
1965	Mike Garrett	16	0	0	0	96
1966	Rod Sherman	6	0	1	0	38
1967	O.J. Simpson	13	0	0	0	78
1968	O.J. Simpson	23	0	0	0	138
1969	Clarence Davis	9	0	0	0	54
1970	Clarence Davis	11	0	0	0	66
1971	Mike Rae	0	22	0	5	37
1972	Anthony Davis	19	0	0	0	114
1973	Anthony Davis	15	0	0	0	90
1974	Anthony Davis	18	0	1	0	110
1975	Ricky Bell	14	0	2	0	88
1976	Ricky Bell	14	0	1	0	86
1977	Frank Jordan	0	26	0	14	68



JIM HARDY



ROB JOHNSON




JOEY BROWNER



ANTHONY MUNOZ



MIKE BATTLE



TIM RYAN

ANNUAL PUNT RETURN LEADERS

	NO.	YDS.	AVG.	TD
1950 John Williams	35	325	9.3	--
1951 John Williams	39	438	11.3	--
1952 Jim Sears	30	478	15.9	--
1953 Aramis Dandoy	14	222	16.6	1
1954 Jon Arnett	11	129	11.7	--
1955 Jon Arnett	16	282	17.6	1
1956 Ernie Zampese	10	91	9.1	0
1957 Willie Wood	5	137	27.4	0
1958 Don Buford	12	84	7.0	0
1959 Alan Shields	5	86	17.2	1
1960 Carl Skvarna	4	52	13.0	0
1961 Jim Maples	6	62	10.3	0
1962 Willie Brown	9	88	9.8	0
1963 Willie Brown	13	129	9.9	0
1964 Mike Garrett	17	173	10.2	0
1965 Mike Garrett	13	235	18.1	2
1966 Mike Battle	22	219	9.8	1
1967 Mike Battle	49	608	12.4	2
1968 Mike Battle	32	230	7.2	0
1969 Sandy Durko	31	251	8.1	0
1970 Tyrone Hudson	26	191	7.3	0
1971 Lynn Swann	11	157	14.3	0
1972 Lynn Swann	19	253	13.3	1
1973 Lynn Swann	19	189	10.0	1
1974 Marvin Cobb	12	116	9.7	0
1975 Danny Reece	28	418	14.9	1
1976 Dennis Thurman	17	68	4.0	0
1977 Lynn Cain	31	216	7.0	0
1978 Raymond Butler	26	171	6.6	0
1979 Raymond Butler	22	303	13.8	1
1980 Timmy White	14	77	5.5	0
1981 Joey Browner	17	136	8.0	0
1982 Joey Browner	29	273	9.4	1
1983 Tommy Haynes	21	130	6.2	0
1984 Darrel Hopper	23	165	7.2	0
1985 Al Washington	20	130	6.5	0
1986 Randy Tanner	23	103	4.5	0
1987 Randy Tanner	31	273	8.8	0
1988 Cleveland Colter	13	52	4.0	0
1989 Larry Wallace	26	183	7.0	0
1990 Curtis Conway	12	161	13.4	1
Scott Lockwood	11	161	14.6	0
1991 Curtis Conway	24	172	7.2	0
1992 Curtis Conway	31	346	11.2	1
1993 Jason Sehorn	30	225	7.5	0
1994 Ken Grace	24	186	7.8	0
1995 Larry Parker	29	266	9.2	0
1996 Chad Morton	16	149	9.3	0
1997 Chad Morton	21	168	8.0	0
1998 R. Jay Soward	7	202	28.9	2
1999 R. Jay Soward	18	218	12.1	1
2000 Kris Richard	13	98	7.5	0
2001 Kevin Arbet	25	225	9.0	0
2002 Greig Carlson	27	177	6.6	0
2003 Greig Carlson	21	188	9.0	0
2004 Reggie Bush*	24	376	15.7	2
2005 Reggie Bush*	18	179	9.9	1
2006 Desmond Reed	20	109	5.4	0
2007 Joe McKnight	19	160	8.4	0
2008 Stafon Johnson	33	305	9.2	0
2009 Damian Williams	24	340	14.2	2

*Participation in 2 games in 2004 and all of 2005 later vacated due to NCAA penalty

ANNUAL KICKOFF RETURN LEADERS

	NO.	YDS.	AVG.	TD
1950 Jim Sears	6	198	33.0	--
1951 John Williams	15	408	27.2	--
1952 Al Carmichael	9	161	17.9	--
1953 Aramis Dandoy	7	148	21.1	0
1954 Aramis Dandoy	5	192	38.4	--
1955 Jon Arnett	15	418	27.9	0
1956 C.R. Roberts	9	234	26.0	1
1957 Don Buford	10	161	16.1	0
1958 Don Buford	6	210	35.0	0
1959 Jerry Traynham	5	105	21.0	0
1960 Jerry Traynham	5	83	16.6	0
1961 Ben Wilson	8	164	20.5	0
1962 Willie Brown	9	303	33.7	1
1963 Mike Garrett	15	352	23.5	0
1964 Mike Garrett	10	253	23.7	0
1965 Mike Hunter	8	162	20.3	0
1966 Jim Lawrence	15	303	25.7	0
1967 O.J. Simpson	8	204	25.5	0
1968 Bob Chandler	12	234	19.5	0
1969 Lou Harris	11	230	20.9	0

1970 Clarence Davis	14	444	31.8	1
1971 Charles Hinton	11	271	24.6	0
1972 Anthony Davis	12	468	39.0	2
1973 Anthony Davis	16	409	25.6	1
1974 Anthony Davis	12	484	40.3	3
1975 Mike Robinson	4	101	25.3	0
1976 Charles White	14	295	21.1	0
1977 Dwight Ford	16	319	19.9	0
1978 Raymond Butler	21	438	20.9	0
1979 Raymond Butler	16	285	17.8	0
1980 Michael Harper	6	153	25.5	0
1981 Fred Crutcher	16	316	19.8	0
1982 Joey Browner	6	134	22.3	0
1983 Michael Harper	8	126	15.8	0
1984 Elbert Watts	16	301	18.8	0
1985 Lonnie White	10	193	19.3	0
1986 Lonnie White	29	716	24.7	0
1987 Cleveland Colter	15	291	19.4	0
1988 Calvin Holmes	13	240	18.5	0
1989 Travis Hannah	5	116	23.2	0
1990 Curtis Conway	26	555	21.4	0
1991 Curtis Conway	20	493	24.7	0
1992 Curtis Conway	27	675	25.0	1
1993 Ken Grace	19	428	22.5	0
1994 Ken Grace	25	480	19.2	0
1995 Chris Miller	12	286	23.8	0
1996 R. Jay Soward	14	440	31.4	2
1997 R. Jay Soward	15	394	26.3	1
1998 R. Jay Soward	16	344	21.5	0
1999 Chad Morton	19	341	17.9	0
2000 Frank Strong	25	540	21.6	0
2001 Darrell Rideaux	19	362	19.1	0
2002 Hershel Dennis	9	151	16.8	0
2003 Reggie Bush	18	492	27.3	1
2004 Reggie Bush*	21	537	25.6	0
2005 Reggie Bush*	28	493	17.6	0
2006 C.J. Gable	16	432	27.0	0
2007 Ronald Johnson	25	620	24.8	0
2008 Ronald Johnson	14	380	27.1	0
2009 C.J. Gable	19	348	18.3	0

*Participation in 2 games in 2004 and all of 2005 later vacated due to NCAA penalty

ANNUAL INTERCEPTION LEADERS

	NO.	YDS.	AVG.	TD
1950 John Williams	3	63	21.0	0
Frank Gifford	3	19	6.3	0
1951 Dick Nunis	6	84	14.0	0
1952 Jim Psaltis	9	113	12.6	2
1953 Aramis Dandoy	3	47	15.7	0
1954 Jon Arnett	3	54	18.0	--
Marv Goux	3	45	15.0	--
1955 Jim Contratto	3	29	9.7	0
1956 Ernie Zampese	6	98	16.3	0
1957 Rex Johnston	1	15	15.0	0
Don Douglas	1	3	3.0	0
Monte Clark	1	2	2.0	0
Ron Mix	1	0	0.0	0
Tony Ortega	1	0	0.0	0
Gary Finneran	1	0	0.0	0
1958 Don Buford	3	73	24.3	0
Tom Maudlin	3	20	6.7	0
1959 Willie Wood	5	105	21.0	0
1960 Al Prukop	3	23	7.7	0
1961 Bill Nelsen	3	67	22.3	0
Dave Morgan	3	53	17.7	0
1962 Willie Brown	5	47	9.4	0
1963 Tom Lupo	3	59	19.7	1
Willie Brown	3	17	5.7	0
1964 Nate Shaw	3	40	13.3	0
Mike Giers	3	32	10.7	0
1965 Phil Lee	4	14	3.5	0
Mike Hunter	4	2	0.5	0
1966 Nate Shaw	5	97	19.4	0
1967 Mike Battle	5	87	17.4	0
1968 Gerry Shaw	6	37	6.2	0
1969 Tyrone Hudson	6	129	21.5	1
1970 Ron Ayala	8	113	14.1	0
1971 Bruce Dyer	6	131	21.8	1
Artimus Parker	6	61	10.1	0
Steve Fate	6	50	8.3	0
1972 Artimus Parker	6	107	17.8	0
1973 Danny Reece	8	101	12.6	1
Artimus Parker	8	100	12.5	0
1974 Charles Phillips	7	302	43.1	3
1975 Clint Strozier	5	22	4.5	0
1976 Dennis Thurman	8	170	21.3	1
1977 Ricky Odom	5	15	3.0	0
1978 Dennis Smith	7	77	11.0	0
1979 Dennis Smith	3	96	32.0	0
Ronnie Lott	3	76	25.3	1
Herb Ward	3	47	15.7	1

1980 Ronnie Lott	8	166	20.8	1
1981 Chip Banks	4	27	6.8	1
1982 Troy West	5	62	12.4	1
1983 Jerome Tyler	4	55	13.8	1
1984 Tommy Haynes	5	8	1.6	0
1985 Tim Thurman	4	48	12.0	1
Junior McDonald	4	13	3.3	0
1986 Louis Brock	4	99	24.8	1
1987 Cleveland Colter	6	114	19.0	1
1988 Chris Hale	4	47	11.8	0
1989 Mark Carrier	7	58	8.3	0
1990 Stephon Pace	4	43	10.8	1
Mike Salmon	4	27	6.8	0
1991 Jason Oliver	5	11	2.2	0
1992 Jason Sehorn	3	22	7.3	0
Stephon Pace	3	7	2.3	0
1993 Jason Sehorn	7	45	6.4	0
1994 John Herpin	7	70	10.0	1
1995 Jesse Davis	5	62	12.4	0
1996 Sammy Knight	5	74	14.8	1
1997 Rashard Cook	3	22	7.3	0
1998 Chris Claiborne	6	159	26.5	2
1999 Kris Richard	6	63	10.5	2
2000 Troy Polamalu	2	43	21.5	1
DeShaun Hill	2	12	6.0	0
Chris Cash	2	9	4.5	0
2001 Troy Polamalu	3	116	38.7	2
Kevin Arbet	3	90	30.0	1
2002 Jason Leach	4	52	13.0	0
2003 Will Poole	7	70	10.0	1
2004 Matt Grootegoed	5	107	21.4	0
2005 Darnell Bing	4	119	29.8	1
2006 Taylor Mays	3	40	13.3	0
2007 Terrell Thomas	4	44	11.0	0
2008 Kevin Thomas	3	53	17.7	1
Drew McAllister	3	37	12.3	0
Cary Harris	3	0	0.0	0
2009 Will Harris	4	62	15.5	1

ANNUAL TACKLE LEADERS

	TAC
1954 Marv Goux	110
1955 Orlando Ferrante	103
1956 C.R. Roberts	67
1957 Ken Antle	79
1958 Mike McKeever	92
1959 Mike McKeever	107
1960-68 Not Available	--
1969 Greg Slough	93
1970 Greg Slough	112
1971 Mike McGirr	104
1972 Richard Wood	129
1973 Richard Wood	117
1974 Kevin Bruce	99
1975 David Lewis	90
1976 Eric Williams	126
1977 Dennis Johnson	105
1978 Dennis Johnson	124
1979 Dennis Johnson	114
1980 Chip Banks	107
1981 Chip Banks	137
1982 Riki Gray	131
1983 Jeff Brown	152
1984 Neil Hope	160
1985 Keith Davis	128
1986 Rex Moore	206
1987 Keith Davis	158
1988 Scott Ross	137
1989 Delmar Chesley	124
1990 Kurt Barber	84
1991 Matt Gee	97
1992 Brian Williams	91
1993 Jeff Kopp	83
1994 Jeff Kopp	102
1995 Sammy Knight	89
1996 Sammy Knight	121
1997 Rashard Cook	79
1998 Chris Claiborne	120
1999 Zeke Moreno	108
2000 Zeke Moreno	103
2001 Troy Polamalu	118
2002 Matt Grootegoed	81
2003 Lofa Tatupu	98
2004 Lofa Tatupu	104
2005 Oscar Lua	66
2006 Keith Rivers	85
2007 Rey Mualuga	79
2008 Rey Mualuga	79
2009 Taylor Mays	96

ANNUAL INDIVIDUAL STATISTICAL LEADERS

ANNUAL TACKLES FOR LOSS LEADERS

(includes sacks)

		TFL	YDS
1975	David Lewis	12	40
1976	Rod Martin	17	85
1977	Ed Gutierrez	17	108
1978	Dennis Edwards	16	116
1979	Chip Banks	12	62
1980	Chip Banks	15	101
1981	Jack Del Rio	11	71
1982	Jack Del Rio	18	104
1983	Jack Del Rio	16	119
1984	Duane Bickett	16	70
1985	Marcus Cotton	15	106
1986	Marcus Cotton	17	102
1987	Marcus Cotton	16	114
1988	Dan Owens	13	64
	Craig Hartsuyker	13	58
	Tim Ryan	13	55
1989	Tim Ryan	28	127
1990	Craig Hartsuyker	12	74
1991	Terry McDaniels	7	24
1992	Willie McGinest	23	99
1993	Willie McGinest	13	84
1994	Brian Williams	11	40
1995	Darrell Russell	14	46
1996	Darrell Russell	19	87
1997	David Gibson	20	75
1998	Ennis Davis	13	31
1999	Markus Steele	12	33
2000	Markus Steele	17	48
2001	Lonnie Ford	14	50
2002	Matt Grootegoed	16.5	81
2003	Kenechi Udeze	26	137
2004	Mike Patterson	16	80
2005	Frostee Rucker	14	61
2006	Brian Cushing	13.5	52
2007	Lawrence Jackson	17	83
2008	Brian Cushing	10.5	50
2009	Michael Morgan	13	44

ANNUAL SACK LEADERS

		SAC	YDS
1983	Jack Del Rio	13	107
1984	Jack Del Rio	7	56
1985	Marcus Cotton	10	95
1986	Marcus Cotton	10	85
1987	Marcus Cotton	12	103
1988	Craig Hartsuyker	8	50
	Dan Owens	8	47
1989	Tim Ryan	20	109
1990	Craig Hartsuyker	9	68
1991	Kurt Barber	4	26
1992	Willie McGinest	16	82
1993	Willie McGinest	6	45
1994	Eroll Small	5	32
1995	Israel Ifeanyi	5	24
1996	Darrell Russell	9	66
1997	Chris Claiborne	7	47
	Sultan Abdul-Malik	7	42
1998	Sultan Abdul-Malik	8	52
1999	Matt Childers	5	33
	Lonnie Ford	5	27
	Ennis Davis	5	18
2000	Ennis Davis	6	44
2001	Lonnie Ford	7	26
2002	Matt Grootegoed	8	54
2003	Kenechi Udeze	16.5	115
2004	Shaun Cody	10	88
2005	Lawrence Jackson	10	60
2006	Dallas Sartz	7	44
2007	Lawrence Jackson	10.5	64
2008	Kyle Moore	5	41
2009	Nick Perry	8	58
	Everson Griffen	8	50

ANNUAL PASS DEFLECTION LEADERS

		DFL
1954	Lindon Crow	6
1955	Jim Conratto	8
1956	C.R. Roberts	6
1957	Jim Conroy	8
1958	Tom Maudlin	10
1959	Willie Wood	7
1960-69	Not Available	—
1970	Ron Ayala	8
	John Vella	8
1971	Artimus Parker	10
	Skip Thomas	10
1972	Charles Hinton	6

1973	Artimus Parker	15
1974	Charles Phillips	9
1975	Gary Jeter	8
1976	Ron Bush	9
1977	Larry Braziel	14
1978	Dennis Johnson	7
	Ronnie Lott	7
1979	Herb Ward	12
1980	Ronnie Lott	16
1981	Joey Browner	16
1982	Troy West	12
1983	Jerome Tyler	9
1984	Tim McDonald	21
1985	Tim McDonald	17
1986	Marcus Coffton	12
1987	Cleveland Colter	13
1988	Chris Hale	30
1989	Dwayne Garner	15
1990	Stephon Pace	20
1991	Jason Oliver	11
1992	Jason Sehorn	10
1993	Jason Sehorn	13
1994	John Herpin	17
1995	Brian Kelly	11
1996	Daylon McCutcheon	14
1997	Brian Kelly	19
1998	Chris Claiborne	16
1999	Ifeanyi Ohalete	15
2000	Troy Polamalu	7
	Chris Cash	7
2001	Mike Pollard	7
2002	DeShaun Hill	8
2003	Will Poole	19
2004	Lofa Tatupu	9
2005	Josh Pinkard	7
2006	Terrell Thomas	12
2007	Kevin Ellison	7
	Cary Harris	7
	Terrell Thomas	7
2008	Taylor Mays	9
2009	Kevin Thomas	11

ANNUAL FUMBLES CAUSED LEADERS

		FC
1986	Keith Davis	4
1987	Marcus Cotton	5
1988	Delmar Chesley	4
	Craig Hartsuyker	4
1989	Tim Ryan	3
1990	Kurt Barber	3
1991	Matt Gee	5
1992	Brian Williams	3
	Willie McGinest	3
1993	10 players	1
1994	Jeff Kopp	4
1995	Sammy Knight	4
1996	Darrell Russell	3
1997	David Gibson	5
1998	David Gibson	3
1999	Zeke Moreno	5
	Ifeanyi Ohalete	5
2000	Chris Cash	2
2001	Lonnie Ford	4
2002	Kenechi Udeze	6
2003	Kenechi Udeze	5
2004	Lofa Tatupu	3
2005	Lawrence Jackson	4
2006	Keith Rivers	3
2007	Terrell Thomas	3
2008	Clay Matthews	2
	Josh Pinkard	2
	Cary Harris	2
2009	Josh Pinkard	3

ANNUAL FUMBLES RECOVERED LEADERS

		FR
1954	Ed Fouch	5
1955	Jon Arnett	8
1956	5 players	2
1957	Walt Gurasich	5
1958	Marlin McKeever	2
	Dan Ficca	2
	Tom Maudlin	2
1959	Marlin McKeever	3
1960-68	Not Available	—
1969	Charlie Weaver	4
1970	Willie Hall	3
1971	Willie Hall	2
	Scott Weber	2
1972	James Sims	3
	Charles Phillips	3

1973	Ray Rodriguez	3
1974	Kevin Bruce	5
1975	David Lewis	4
1976	Rod Martin	5
1977	Walt Underwood	5
1978	Ronnie Lott	4
1979	Larry McGrew	4
1980	Ronnie Lott	3
1981	Chip Banks	2
	Joey Browner	2
	John Harvey	2
1982	Joey Browner	3
	Keith Browner	3
1983	Keith Browner	3
1984	Jack Del Rio	2
	Anthony Colorito	2
	Sam Anno	2
1985	5 players	2
1986	Ron Brown	4
1987	Tim Ryan	5
1988	Scott Ross	4
1989	Mark Carrier	3
1990	Craig Hartsuyker	2
1991	Matt Gee	4
	Jason Sehorn	2
1992	Jeff Kopp	2
	Donn Cunnigan	2
1993	Brian Williams	2
1994	Sammy Knight	2
1995	Jesse Davis	2
1996	Sammy Knight	3
1997	Rashard Cook	2
	Marc Matoch	2
	Chad Morton	2
1998	Aaron Williams	4
1999	Ifeanyi Ohalete	3
2000	Zeke Moreno	2
	Matt Childers	2
2001	Frank Strong	2
	Mike Patterson	2
2002	Mike Patterson	4
2003	Mike Patterson	3
	Melvin Simmons	3
	Ronald Nunn	3
2004	Mike Patterson	4
2005	Keith Rivers	2
	Lawrence Jackson	2
	Justin Wyatt	2
	Brian Cushing	2
	Kyle Moore	2
2006	Dallas Sartz	2
	Sedrick Ellis	2
	Shareece Wright	2
2007	Keith Rivers	3
2008	Clay Matthews	2
	Josh Pinkard	2
	Gerald Washington	2
2009	Jurrell Casey	3



ORV MOHLER



KENECHI UDEZE



ANNUAL TEAM STAT TOTALS

(includes bowl games, except Rose Bowl stats are not included in 1952 and 1954 figures)

ANNUAL TEAM RUSHING TOTALS

	G	TCB	NYG	AVG.	TD
1948	10	455	1715	3.77	--
1949	9	461	1155	2.51	--
1950	9	404	1495	3.70	--
1951	10	528	1938	3.53	--
1952	10	458	1450	3.17	--
1953	10	448	1694	3.78	17
1954	11	469	2119	4.52	22
1955	10	484	2116	4.37	25
1956	10	560	2695	4.81	23
1957	10	511	1471	2.88	10
1958	10	502	2031	4.05	14
1959	10	583	2493	4.28	18
1960	10	459	1605	3.50	8
1961	10	446	1693	3.80	14
1962	11	509	1997	3.92	19
1963	10	457	1812	3.96	18
1964	10	438	1822	4.16	16
1965	10	527	2562	4.86	22
1966	11	557	2113	3.79	16
1967	11	625	2533	4.05	21
1968	11	592	2371	4.00	24
1969	11	615	2357	3.84	19
1970	11	596	2748	4.61	31
1971	11	552	2411	4.37	16
1972	12	629	2960	4.71	47
1973	12	620	2725	4.40	22
1974	12	697	3387	4.86	26
1975	12	674	3016	4.47	25
1976	12	647	3212	4.96	33
1977	12	625	3231	5.17	24
1978	13	742	3104	4.18	19
1979	12	621	3328	5.36	31
1980	11	598	2489	4.16	21
1981	12	646	3353	5.19	27
1982	11	538	1824	3.39	20
1983	11	488	1629	3.34	13
1984	12	613	2230	3.64	18
1985	12	606	2212	3.65	12
1986	12	498	1644	3.30	17
1987	12	569	2318	4.07	17
1988	12	603	2498	4.14	28
1989	12	572	2638	4.61	22
1990	13	590	2310	3.92	20
1991	11	507	2039	4.02	22
1992	12	517	1375	2.66	14
1993	13	465	1412	3.04	17
1994	12	469	1572	3.35	19
1995	12	448	1810	4.04	19
1996	12	413	1368	3.31	13
1997	11	422	1529	3.62	14
1998	13	445	1648	3.70	17
1999	12	479	1740	3.63	21
2000	12	452	1843	4.08	17
2001	12	412	1052	2.55	16
2002	13	515	1852	3.60	25
2003	13	455	2027	4.45	20
2004	13	493	2306	4.68	27
2005	13	525	3380	6.44	51
2006	13	416	1664	4.00	18
2007	13	517	2564	4.96	23
2008	13	503	2533	5.04	27
2009	13	438	2168	4.95	24

ANNUAL TEAM PASSING TOTALS

	G	PA	PC	INT	PCT	NYG	TD
1948	10	184	88	10	47.8%	1003	4
1949	9	225	128	12	47.8%	1582	14
1950	9	178	77	11	43.3%	723	2
1951	10	245	114	10	46.5%	1298	6
1952	10	179	81	17	45.2%	1113	15
1953	10	167	71	19	42.5%	983	7
1954	11	173	78	15	45.1%	1240	11
1955	10	152	72	16	47.4%	1012	9
1956	10	105	48	12	45.7%	786	8
1957	10	182	80	13	44.0%	904	2
1958	10	126	54	16	42.9%	792	7
1959	10	142	51	13	35.9%	799	7
1960	10	143	57	9	39.9%	744	3
1961	10	171	79	12	46.2%	1165	7
1962	11	197	91	3	46.2%	1644	18
1963	10	219	108	11	49.3%	1495	11
1964	10	221	112	11	50.7%	1704	11

1965	10	155	87	14	56.1%	1186	14
1966	11	240	135	12	56.3%	1588	11
1967	11	185	91	11	49.2%	1271	10
1968	11	231	128	11	55.4%	1502	10
1969	11	232	95	12	40.9%	1324	15
1970	11	279	141	6	50.5%	2208	14
1971	11	245	128	15	52.2%	1611	14
1972	12	273	148	15	54.2%	2222	12
1973	12	252	139	12	55.2%	1849	14
1974	12	169	78	12	46.2%	1125	15
1975	12	145	50	10	34.5%	919	4
1976	12	230	128	8	55.7%	1926	18
1977	12	279	151	18	54.1%	2348	19
1978	13	230	132	8	57.4%	1875	20
1979	12	281	174	7	61.9%	2327	19
1980	11	226	131	11	58.0%	1595	11
1981	12	214	103	7	48.1%	1321	9
1982	11	286	163	9	57.0%	2145	12
1983	11	284	159	14	56.0%	2155	11
1984	12	289	150	11	51.9%	1844	6
1985	12	271	155	8	57.2%	1867	11
1986	12	322	170	15	52.8%	2343	13
1987	12	353	208	14	58.9%	2826	22
1988	12	368	229	13	62.2%	2875	19
1989	12	370	231	13	62.4%	2750	19
1990	13	365	226	13	61.9%	2762	16
1991	11	295	152	15	51.5%	1837	6
1992	12	319	182	17	57.1%	2453	15
1993	13	476	327	6	68.7%	3829	31
1994	12	381	248	6	65.1%	3347	23
1995	12	431	266	8	61.7%	3167	25
1996	12	404	209	13	51.7%	2984	22
1997	11	337	179	11	53.1%	2195	14
1998	13	391	207	10	52.9%	2821	15
1999	12	436	245	14	56.2%	3092	15
2000	12	446	245	18	54.9%	3148	19
2001	12	379	222	12	58.6%	2722	13
2002	13	494	313	10	63.4%	3988	33
2003	13	442	274	9	62.0%	3791	39
2004	13	430	282	7	65.6%	3532	34
2005	13	481	312	10	64.9%	4157	32
2006	13	447	273	11	61.1%	3430	30
2007	13	460	286	16	62.2%	3090	31
2008	13	388	254	12	65.5%	3378	36
2009	13	379	228	14	60.2%	2890	16

ANNUAL TEAM TOTAL OFFENSE TOTALS

	G	PLAYS	YDS	YPG	YPP	TD
1948	10	639	2718	271.8	4.25	—
1949	9	686	2737	304.1	3.98	—
1950	9	582	2218	246.4	3.81	—
1951	10	773	3236	323.6	4.18	—
1952	10	637	2563	256.3	4.02	—
1953	10	615	2677	267.7	4.35	24
1954	11	642	3359	305.3	5.23	33
1955	10	636	3128	312.8	4.91	34
1956	10	665	3481	348.1	5.23	31
1957	10	693	2375	237.5	3.42	12
1958	10	628	2823	282.3	4.49	21
1959	10	725	3292	329.2	4.54	25
1960	10	602	2349	234.9	3.90	11
1961	10	617	2858	285.8	4.63	21
1962	11	706	3641	331.0	5.15	37
1963	10	676	3307	330.7	4.89	29
1964	10	659	3526	352.6	5.35	27
1965	10	682	3748	374.8	5.49	36
1966	11	797	3701	336.4	4.64	27
1967	11	810	3804	345.8	4.69	31
1968	11	720	3873	352.0	5.38	34
1969	11	847	3681	334.6	4.34	34
1970	11	875	4956	450.5	5.66	45
1971	11	797	4022	365.6	5.04	30
1972	12	902	5182	431.8	5.74	59
1973	12	872	4574	381.1	5.24	36
1974	12	866	4512	376.0	5.21	41
1975	12	819	3935	327.9	4.80	29
1976	12	877	5138	428.2	5.86	51
1977	12	904	5579	464.9	6.17	43
1978	13	972	4979	383.0	5.12	39
1979	12	902	5655	471.3	6.27	50
1980	11	824	4084	371.2	4.95	32
1981	12	860	4674	389.5	5.43	36
1982	11	824	3969	360.8	4.81	32
1983	11	772	3784	344.0	4.90	24
1984	12	902	4074	339.5	4.51	24
1985	12	877	4079	340.0	4.65	23
1986	12	820	3987	332.2	4.86	30

ANNUAL TEAM STATISTICAL TOTALS

1987	12	922	5144	428.7	5.58	39
1988	12	971	5373	447.8	5.53	47
1989	12	940	5388	449.0	5.73	41
1990	13	955	5072	390.1	5.31	36
1991	11	802	3876	352.4	4.83	28
1992	12	836	3829	319.1	4.58	29
1993	13	941	5241	403.1	5.56	48
1994	12	850	4919	409.9	5.78	42
1995	12	879	4977	414.8	5.66	44
1996	12	817	4352	362.6	5.32	35
1997	11	759	3724	338.5	4.90	28
1998	13	836	4469	343.7	5.34	32
1999	12	915	4832	402.6	5.28	36
2000	12	898	4991	415.9	5.55	36
2001	12	791	3774	314.5	4.77	29
2002	13	1009	5840	449.2	5.78	58
2003	13	897	5818	447.5	6.49	59
2004	13	923	5838	449.1	6.33	61
2005	13	1006	7537	579.8	7.49	83
2006	13	863	5094	391.8	5.90	50
2007	13	977	5654	434.9	5.79	54
2008	13	891	5911	454.7	6.63	63
2009	13	817	5058	389.1	6.19	40

ANNUAL TEAM RECEIVING TOTALS

	G	NO.	YDS	AVG.	TD
1948	10	88	1003	11.4	4
1949	9	128	1582	12.4	14
1950	9	77	723	9.4	2
1951	10	114	1298	11.4	6
1952	10	81	1113	13.7	15
1953	10	71	983	13.8	7
1954	11	78	1240	15.9	11
1955	10	72	1012	14.1	9
1956	10	48	786	16.4	8
1957	10	80	904	11.3	2
1958	10	54	792	14.7	7
1959	10	51	799	15.7	7
1960	10	57	744	13.1	3
1961	10	79	1165	14.7	7
1962	11	91	1644	18.1	18
1963	10	108	1495	13.8	11
1964	10	112	1704	15.2	11
1965	10	87	1186	13.6	14
1966	11	135	1588	11.8	11
1967	11	91	1271	14.0	10
1968	11	128	1502	11.7	10
1969	11	95	1324	13.9	15
1970	11	141	2208	15.6	14
1971	11	128	1611	12.5	14
1972	12	148	2222	15.0	12
1973	12	139	1849	13.3	14
1974	12	78	1125	14.4	15
1975	12	50	919	18.4	4
1976	12	128	1926	15.0	18
1977	12	151	2348	15.5	19
1978	13	132	1875	14.3	20
1979	12	174	2327	13.4	19
1980	11	131	1595	12.2	11
1981	12	103	1321	12.8	9
1982	11	163	2145	13.2	12
1983	11	159	2155	13.6	11
1984	12	150	1844	12.3	6
1985	12	155	1867	12.0	11
1986	12	170	2343	13.8	13
1987	12	208	2826	13.6	22
1988	12	229	2875	12.6	19
1989	12	231	2750	11.9	19
1990	13	226	2762	12.2	16
1991	11	152	1837	12.1	6
1992	12	182	2453	13.5	15
1993	13	327	3829	11.7	31
1994	12	248	3347	13.5	23
1995	12	266	3167	11.9	25
1996	12	209	2984	14.3	22
1997	11	179	2195	12.3	14
1998	13	207	2821	13.6	15
1999	12	245	3092	12.6	15
2000	12	245	3148	12.8	19
2001	12	222	2722	12.3	13
2002	13	313	3988	12.7	33
2003	13	274	3791	13.8	39
2004	13	282	3532	12.5	34
2005	13	312	4157	13.3	32
2006	13	273	3430	12.6	30
2007	13	286	3090	10.8	31
2008	13	254	3378	13.3	36
2009	13	228	2890	12.7	16

ANNUAL TEAM SCORING TOTALS

	G	TD	1XP	2XP	FG	SAF	PTS
1948	10	21	16	0	0	0	142
1949	9	31	25	0	1	0	214
1950	9	16	13	0	1	1	114
1951	10	34	28-34	0	3-4	0	241
1952	10	35	29	0	2	1	247
1953	10	28	21	0	2	2	199
1954	11	36	27-36	0-0	2-3	0	249
1955	10	39	28-37	0-0	1	0	265
1956	10	32	20-32	0-0	2	0	218
1957	10	13	6-13	0-0	0	2	86
1958	10	22	13-14	2-6	0	1	151
1959	10	27	9-17	6-10	4	0	195
1960	10	13	11-13	0-0	2	0	95
1961	10	22	11-15	2-7	1	0	150
1962	11	38	22-28	3-10	1	1	261
1963	10	29	18-22	4-6	1	2	207
1964	10	30	15-20	3	2	0	207
1965	10	38	27-32	2	1	0	262
1966	11	29	13-16	3	2	0	199
1967	11	35	34-35	0	4	1	258
1968	11	35	31-35	0	6	0	259
1969	11	35	27-30	3	6-11	0	261
1970	11	47	37-40	3	6-9	0	343
1971	11	32	22-25	0-7	5-6	0	229
1972	12	65	51-61	1-4	8-11	0	467
1973	12	40	34-37	2	14-20	1	322
1974	12	48	39-44	3	10-17	0	363
1975	12	32	25-28	3-4	8-21	0	247
1976	12	52	42-50	1-2	10-19	0	386
1977	12	45	34-38	3-7	15-22	1	357
1978	13	41	35-38	2-3	11-20	0	318
1979	12	53	51-53	0-0	6-15	1	389
1980	11	33	26-30	0-3	13-20	1	265
1981	12	37	34-35	0-2	12-20	1	294
1982	11	39	35-36	0-3	11-14	0	302
1983	11	25	20-21	1-4	12-21	1	210
1984	12	24	23-24	0-0	17-24	1	220
1985	12	25	23-24	1-1	16-24	0	223
1986	12	33	30-30	0-3	12-19	0	264
1987	12	40	35-38	2-2	14-20	0	321
1988	12	48	36-41	2-7	14-20	0	373
1989	12	43	40-40	1-3	12-17	0	336
1990	13	42	37-38	1-4	19-24	0	348
1991	11	29	25-25	3-4	8-17	0	229
1992	12	33	25-28	2-5	11-20	2	264
1993	13	48	34-40	4-8	6-14	0	348
1994	12	45	40-43	2-3	14-19	0	356
1995	12	47	40-42	2-5	9-13	1	355
1996	12	41	34-37	2-4	13-21	1	325
1997	11	29	25-27	2-2	10-13	0	233
1998	13	43	38-40	1-2	16-25	0	346
1999	12	45	42-45	0-0	12-22	0	348
2000	12	41	29-39	1-2	10-18	1	309
2001	12	37	31-34	0-2	15-18	0	298
2002	13	60	54-59	0-1	17-26	0	465
2003	13	68	65-67	0-1	19-24	2	534
2004	13	64	64-64	0-0	16-25	0	496
2005	13	87	83-86	0-1	11-12	0	638
2006	13	50	44-48	1-2	16-17	1	396
2007	13	54	52-54	0-0	16-19	0	424
2008	13	66	65-66	0-0	9-13	0	488
2009	13	44	42-42	1-2	12-17	0	344

ANNUAL TEAM PUNTING TOTALS

	G	NO.	YDS	AVG.
1948	10	66	2340	35.5
1949	9	55	2139	38.9
1950	9	60	2138	35.6
1951	10	81	3036	37.5
1952	10	65	2673	41.1
1953	10	58	2307	39.8
1954	11	60	2217	37.0
1955	10	41	1474	36.0
1956	10	43	1628	37.9
1957	10	59	2144	36.4
1958	10	42	1443	34.4
1959	10	42	1490	35.5
1960	10	42	1541	36.8
1961	10	40	1572	39.3
1962	11	64	2532	39.6
1963	10	46	1752	38.1
1964	10	44	1647	37.4
1965	10	41	1474	35.9
1966	11	47	1735	36.9
1967	11	66	2278	34.5
1968	11	65	2371	34.9
1969	11	75	2861	38.2
1970	11	50	1716	34.3
1971	11	68	2588	38.1

ANNUAL TEAM STATISTICAL TOTALS

1972	12	49	1761	36.1
1973	12	57	2059	36.1
1974	12	43	1632	38.0
1975	12	61	2397	39.3
1976	12	57	2139	37.5
1977	12	53	1992	37.6
1978	13	71	2921	41.1
1979	12	43	1569	36.5
1980	11	50	1911	38.2
1981	12	52	2097	40.3
1982	11	65	2741	42.2
1983	11	61	2475	40.6
1984	12	73	2837	38.9
1985	12	56	2125	37.9
1986	12	50	1984	39.7
1987	12	56	2011	35.9
1988	12	43	1696	39.4
1989	12	58	2148	37.0
1990	13	59	2413	40.9
1991	11	67	2699	40.3
1992	12	80	3099	38.7
1993	13	69	2627	38.1
1994	12	66	2881	43.7
1995	12	47	2007	42.7
1996	12	67	3006	44.9
1997	11	78	3217	41.2
1998	13	88	3303	37.5
1999	12	74	3067	41.4
2000	12	63	2281	36.2
2001	12	79	3082	39.0
2002	13	65	2632	40.5
2003	13	44	2084	47.4
2004	13	51	2165	42.5
2005	13	33	1373	41.6
2006	13	49	1838	37.5
2007	13	63	2274	36.1
2008	13	47	1733	36.9
2009	13	63	2469	39.2

2000	12	26	239	9.2	2
2001	12	36	303	8.4	1
2002	13	41	296	7.2	1
2003	13	35	237	6.8	0
2004	13	30	406	13.5	2
2005	13	22	190	8.6	1
2006	13	21	130	6.2	0
2007	13	39	246	6.3	0
2008	13	49	392	8.0	0
2009	13	28	381	13.6	2

ANNUAL TEAM KICK RETURN TOTALS

	G	NO.	YDS	AVG.	TD
1950	9	34	692	20.0	--
1951	10	41	843	20.6	--
1952	10	19	305	16.2	--
1953	10	33	588	17.9	0
1954	11	30	586	19.5	--
1955	10	33	852	25.8	1
1956	10	28	599	21.4	1
1957	10	37	626	16.9	0
1958	10	26	588	22.7	1
1959	10	15	297	19.8	0
1960	10	33	576	17.5	0
1961	10	33	622	18.8	0
1962	11	23	570	24.8	1
1963	10	29	618	21.1	0
1964	10	29	609	21.0	0
1965	10	24	411	17.1	0
1966	11	29	589	20.3	0
1967	11	27	536	19.9	0
1968	11	35	632	18.1	0
1969	11	28	502	17.8	0
1970	11	43	1081	25.0	1
1971	11	29	699	24.1	1
1972	12	29	679	23.3	2
1973	12	43	818	19.0	1
1974	12	36	904	25.1	3
1975	12	30	577	19.2	0
1976	12	29	533	18.4	0
1977	12	37	664	17.9	0
1978	13	33	600	18.2	0
1979	12	31	565	18.2	0
1980	11	19	385	20.3	0
1981	12	28	526	18.8	0
1982	11	12	232	19.3	0
1983	11	19	324	17.1	0
1984	12	25	420	16.8	0
1985	12	23	412	17.9	0
1986	12	40	919	23.0	0
1987	12	43	743	17.3	0
1988	12	34	620	18.2	0
1989	12	27	439	16.3	0
1990	13	44	863	19.6	0
1991	11	38	754	19.8	0
1992	12	39	851	21.8	1
1993	13	36	707	19.6	0
1994	12	37	675	18.2	0
1995	12	35	643	18.4	0
1996	12	34	730	21.5	2
1997	11	34	710	20.9	1
1998	13	38	859	22.6	1
1999	12	36	651	18.1	0
2000	12	45	877	19.5	0
2001	12	26	491	18.9	0
2002	13	26	455	17.5	0
2003	13	34	770	22.6	1
2004	13	29	687	23.7	0
2005	13	43	929	21.6	0
2006	13	28	650	23.2	1
2007	13	39	880	22.6	0
2008	13	23	610	26.5	1
2009	13	50	943	18.9	0

ANNUAL TEAM PUNT RETURN TOTALS

	G	NO.	YDS	AVG.	TD
1948	10	38	422	11.1	--
1949	9	36	626	17.4	--
1950	9	42	367	8.7	--
1951	10	50	532	10.6	--
1952	10	60	827	13.8	--
1953	10	42	493	11.7	1
1954	11	36	368	10.2	--
1955	10	33	526	15.9	3
1956	10	31	288	9.3	0
1957	10	32	390	12.2	1
1958	10	28	203	7.3	0
1959	10	33	413	12.5	2
1960	10	23	208	9.0	0
1961	10	18	208	11.6	1
1962	11	20	180	9.0	0
1963	10	33	266	8.0	0
1964	10	32	309	9.7	1
1965	10	31	342	11.0	2
1966	11	22	219	9.8	1
1967	11	50	611	12.2	2
1968	11	32	230	7.2	0
1969	11	47	335	7.1	0
1970	11	30	216	7.2	0
1971	11	25	215	8.6	0
1972	12	38	399	10.5	2
1973	12	20	197	9.9	1
1974	12	26	218	8.4	0
1975	12	40	445	11.1	1
1976	12	20	82	4.1	0
1977	12	32	233	7.3	0
1978	13	37	230	6.2	0
1979	12	25	317	12.7	1
1980	11	29	193	6.7	0
1981	12	20	144	7.2	0
1982	11	34	288	8.5	1
1983	11	28	200	7.1	0
1984	12	38	239	6.3	0
1985	12	22	149	6.8	0
1986	12	26	141	5.4	0
1987	12	31	273	8.8	0
1988	12	27	205	7.6	0
1989	12	36	293	8.1	1
1990	13	27	360	13.3	2
1991	11	24	272	7.2	0
1992	12	34	380	11.2	1
1993	13	31	256	8.3	0
1994	12	27	208	7.7	0
1995	12	32	261	8.2	0
1996	12	25	226	9.0	1
1997	11	29	235	8.1	0
1998	13	37	400	10.8	4
1999	12	30	284	9.5	1

ANNUAL TEAM RUSH DEFENSE TOTALS

	G	TCB	YDS	YPC	TD	YPG
1952	10	458	1107	2.2	5	108.3
1953	10	447	1502	3.3	—	150.2
1954	12	544	1881	3.5	13	156.7
1955	10	437	1706	3.9	15	170.6
1956	10	437	1486	3.4	12	148.6
1957	10	572	2464	4.3	20	246.4
1958	10	496	1764	3.5	14	176.4
1959	10	408	981	2.4	8	98.1
1960	10	471	1727	3.7	17	172.7
1961	10	525	2285	4.4	14	228.5
1962	11	460	1401	3.0	8	127.4
1963	10	450	1472	3.3	8	147.2
1964	10	446	1336	2.9	7	133.6
1965	10	396	1218	3.1	9	121.8
1966	11	404	1151	2.8	7	104.6

ANNUAL TEAM STATISTICAL TOTALS

1967	11	439	906	2.0	4	82.3
1968	11	554	1836	3.3	10	166.9
1969	11	478	1118	2.3	10	101.6
1970	11	457	1423	3.1	18	129.3
1971	11	535	2252	4.2	19	204.7
1972	12	550	1323	2.4	11	110.2
1973	12	638	2252	3.5	18	187.7
1974	12	508	1749	3.4	8	145.8
1975	12	508	1746	3.4	10	145.5
1976	12	498	1580	3.1	11	131.7
1977	12	509	1705	3.3	16	142.1
1978	13	511	1195	2.3	4	91.9
1979	12	477	1512	3.1	10	126
1980	11	413	1064	2.5	6	96.7
1981	12	504	1709	3.3	10	142.4
1982	11	410	1047	2.5	8	95.2
1983	11	482	1694	3.5	15	154.0
1984	12	432	1251	2.9	6	104.3
1985	12	497	1774	3.5	12	147.8
1986	12	567	2094	3.7	13	174.5
1987	12	516	1791	3.5	17	149.2
1988	12	361	1051	2.9	9	87.6
1989	12	354	795	2.3	6	66.3
1990	13	457	1429	3.1	16	109.9
1991	11	467	2064	4.4	16	187.6
1992	12	461	1564	3.4	13	130.3
1993	13	551	2262	4.1	18	174
1994	12	475	1948	4.1	16	162.3
1995	12	459	1591	3.5	18	132.6
1996	12	501	2078	4.2	20	173.2
1997	11	381	1032	2.7	12	93.8
1998	13	537	2023	3.8	14	155.6
1999	12	435	1407	3.2	13	117.2
2000	12	485	1509	3.1	22	125.7
2001	12	483	1863	3.9	11	155.2
2002	13	388	1081	2.8	9	83.2
2003	13	425	782	1.8	9	60.2
2004	13	394	1032	2.6	5	79.4
2005	13	444	1697	3.8	17	130.5
2006	13	399	1184	3.0	6	91.1
2007	13	431	1094	2.5	13	84.2
2008	13	416	1136	2.7	8	87.4
2009	13	456	1666	3.7	18	128.2

2002	13	454	226	49.8	17	2623	201.8	16	102.5
2003	13	567	312	55.0	22	3591	276.2	18	110.9
2004	13	457	246	53.8	22	2599	199.9	13	101.4
2005	13	452	270	59.7	22	2995	230.4	18	118.8
2006	13	436	238	54.6	11	2662	204.8	13	110.7
2007	13	444	241	54.3	12	2457	189.0	9	102.1
2008	13	382	199	52/1	19	1747	134.4	6	85.8
2009	13	463	241	52.1	11	2760	212.3	12	105.9

ANNUAL TEAM TOTAL DEFENSE TOTALS

	G	PLAYS	YDS	TD	YPG	YPP
1955	10	579	2940	21	294.0	5.08
1956	10	609	2560	19	256.0	4.92
1957	10	705	3249	30	324.9	4.61
1958	10	661	2565	17	256.5	3.88
1959	10	603	1844	12	184.4	3.06
1960	10	641	2802	20	280.2	4.64
1961	10	636	2951	20	295.1	4.64
1962	11	709	2862	12	260.2	4.04
1963	10	595	2418	14	241.8	4.06
1964	10	650	2589	17	258.9	3.98
1965	10	610	2382	14	238.2	3.90
1966	11	634	2568	13	233.5	4.05
1967	11	695	2220	9	201.8	3.19
1968	11	820	3462	18	314.7	4.22
1969	11	779	2768	16	251.6	3.55
1970	11	846	4122	30	374.7	4.87
1971	11	791	3508	23	318.9	4.43
1972	12	845	2902	16	241.8	3.43
1973	12	825	3770	24	314.2	4.57
1974	12	762	3154	16	262.8	4.14
1975	12	801	3408	17	284.0	4.25
1976	12	798	3219	16	268.3	4.04
1977	12	857	3571	27	297.6	4.17
1978	13	858	3585	16	275.8	4.18
1979	12	829	3998	20	333.2	4.82
1980	11	651	2577	15	234.3	3.96
1981	12	815	3531	17	294.3	4.33
1982	11	742	2917	15	265.2	3.93
1983	11	754	3523	23	320.3	4.67
1984	12	824	3528	18	294.0	4.28
1985	12	791	3505	21	292.1	4.43
1986	12	893	4313	27	359.4	4.83
1987	12	827	3965	27	330.4	4.79
1988	12	727	3310	22	275.8	4.55
1989	12	687	2861	15	238.4	4.16
1990	13	845	4177	34	321.3	4.94
1991	11	755	4252	32	386.5	5.63
1992	12	828	4127	29	343.9	4.98
1993	13	907	4425	30	340.4	4.88
1994	12	847	4617	29	384.8	5.45
1995	12	854	4066	24	338.8	4.76
1996	12	891	4367	31	363.9	4.90
1997	11	772	3963	28	360.3	5.13
1998	13	998	4322	28	332.5	4.33
1999	12	898	4476	32	373.0	4.98
2000	12	849	4116	39	343.0	4.85
2001	12	821	3970	22	330.8	4.84
2002	13	842	3704	25	284.9	4.39
2003	13	992	4373	27	336.4	4.40
2004	13	851	3631	18	279.3	4.27
2005	13	896	4692	35	360.9	5.24
2006	13	835	3846	21	295.8	4.61
2007	13	875	3551	25	273.2	4.06
2008	13	798	2883	14	221.8	3.61
2009	13	919	4426	30	340.5	4.82

ANNUAL TEAM PASS DEFENSE TOTALS

	G	PA	PC	PCT	INT	NYG	YPG	TD	EFF
1955	10	142	69	48.6	14	1234	123.4	6	--
1956	10	172	82	47.7	18	1074	107.4	6	--
1957	10	133	64	48.1	6	785	78.5	8	--
1958	10	165	66	40.0	13	801	80.1	3	71.0
1959	10	195	78	40.0	18	863	86.3	4	65.5
1960	10	170	84	49.4	17	1075	107.5	2	86.4
1961	10	111	50	45.0	10	666	66.6	6	95.3
1962	11	249	133	53.4	22	1461	132.8	4	90.33
1963	10	145	61	42.1	12	946	94.6	6	93.98
1964	10	204	105	51.8	11	1253	125.3	10	108.5
1965	10	214	94	43.9	15	1164	116.4	5	83.3
1966	11	230	114	49.6	17	1417	128.8	6	95.1
1967	11	256	108	42.2	21	1314	119.5	5	75.3
1968	11	266	117	44.0	19	1626	147.8	8	90.97
1969	11	301	152	50.5	18	1650	150.0	6	91.2
1970	11	389	208	53.5	26	2699	245.4	12	108.6
1971	11	256	105	41.0	28	1258	144.4	4	65.58
1972	12	199	114	57.3	12	1754	146.2	5	127.6
1973	12	266	121	45.5	26	1521	126.8	6	81.4
1974	12	254	122	48.0	25	1405	117.1	8	85.2
1975	12	293	139	47.4	17	1698	141.5	7	92.4
1976	12	300	134	44.7	27	1639	136.6	5	78.1
1977	12	293	140	47.8	15	1533	127.8	9	91.63
1978	13	347	175	50.4	27	2390	239.0	12	104.1
1979	12	352	175	49.7	19	2486	207.2	10	107.6
1980	11	238	120	50.4	18	1513	137.5	9	101.2
1981	12	311	160	51.4	13	1822	151.8	7	99.7
1982	11	332	164	49.4	24	1870	170.0	7	89.2
1983	11	267	144	53.9	15	1936	176.0	8	113.5
1984	12	392	190	48.5	18	2277	189.8	12	98.2
1985	12	294	149	59.8	16	1731	144.3	9	99.4
1986	12	326	194	59.5	13	2219	184.9	14	122.9
1987	12	311	170	54.7	19	2174	181.2	10	111.8
1988	12	366	199	54.4	17	2259	188.3	13	108.7
1989	12	333	174	52.3	15	2066	172.2	9	104.3
1990	13	388	197	50.8	18	2748	211.4	18	116.3
1991	11	288	158	54.9	11	2188	198.9	16	129.4
1992	12	369	198	53.7	10	2608	217.3	16	122.6
1993	13	356	187	52.5	15	2163	166.4	12	106.3
1994	12	372	191	51.3	18	2669	222.4	13	133.4
1995	12	395	229	58.0	14	2475	206.3	6	112.1
1996	12	390	220	56.4	16	2289	190.8	11	106.8
1997	11	391	217	55.5	14	2931	266.5	16	124.8
1998	13	461	229	49.7	24	2299	176.8	14	91.2
1999	12	463	249	53.8	21	3069	255.8	19	113.9
2000	12	359	184	51.3	7	2607	217.3	17	124.0
2001	12	338	185	54.7	20	2107	175.6	11	106.0

ANNUAL TEAM SCORE DEFENSE TOTALS

	G	TD	1XP	2XP	FG	SAF	PTS	PPG
1955	10	22	15-22	--	1	--	158	15.8
1956	10	19	12-19	--	0	--	126	12.6
1957	10	30	19-30	--	1	--	204	20.4
1958	10	17	5-9	5	1	0	120	12.0
1959	10	12	9-9	2	1	1	90	9.0
1960	10	20	17-18	0	5	0	152	15.2
1961	10	21	15-18	3	6	1	167	16.7
1962	11	12	6-7	3	2	1	92	8.4
1963	10	14	8-10	2	6	0	114	11.4
1964	10	17	14-16	1	4	0	130	13.0
1965	10	14	6-1					

ANNUAL TEAM STATISTICAL TOTALS

1977	12	28	25-26	2-2	5-11	0	212	17.7
1978	13	16	13-14	0-2	14-17	1	153	11.8
1979	12	21	19-20	0-1	8-15	1	171	14.3
1980	11	16	14-16	0-0	8-15	0	134	12.2
1981	12	18	15-15	2-3	13-25	2	170	14.2
1982	11	17	17-17	0-0	8-13	0	143	13.0
1983	11	25	25-25	0-0	21-28	0	238	21.6
1984	12	19	11-14	3-5	14-23	0	173	14.4
1985	12	21	19-19	0-2	14-20	0	187	15.6
1986	12	27	23-25	2-2	16-21	1	239	19.9
1987	12	27	22-22	0-4	15-18	0	229	19.1
1988	12	24	17-18	1-6	9-15	0	190	15.8
1989	12	16	13	1	7-15	0	132	11.0
1990	13	35	30-31	2	10-19	0	274	21.1
1991	11	34	30-31	3	12-16	0	276	25.1
1992	12	30	28-28	1-2	13-20	0	249	20.8
1993	13	31	28-30	1-2	10-17	0	246	18.9
1994	12	30	27	2	12-20	0	243	20.3
1995	12	25	16	4	12-21	1	212	17.6
1996	12	33	27	0	14-19	0	267	22.3
1997	11	30	25-26	2-4	8-15	0	233	21.2
1998	13	29	27-29	0-0	12-19	2	241	18.5
1999	12	37	30-33	1-4	8-17	0	278	23.2
2000	12	45	37-38	2-7	8-14	1	337	30.6
2001	12	24	24-24	0-0	13-19	0	207	17.3
2002	13	27	26-26	1-1	16-22	0	240	18.5
2003	13	30	25-28	0-2	10-18	1	239	18.4
2004	13	20	17-18	0-2	10-16	1	169	13.0
2005	13	38	34-37	1-1	11-16	0	297	22.8
2006	13	21	19-19	1-2	16-23	1	197	15.2
2007	13	25	23-23	1-2	11-16	0	208	16.0
2008	13	14	12-13	0-0	7-13	0	117	9.0
2009	13	31	25-29	0-2	15-18	1	258	19.8

2005	13	22	232	10.5	1
2006	13	11	164	14.9	0
2007	13	12	101	8.4	0
2008	13	19	276	14.5	2
2009	13	11	230	20.9	2

ANNUAL TEAM DEFENSIVE TOTALS

	G	TAC	TFL/YDS	SAC/YDS	DFL	FC	FR
1947	10	—	—	—	—	—	11
1948	10	—	—	—	—	—	20
1949	9	—	—	—	—	—	17
1950	9	—	—	—	—	—	12
1951	10	—	—	—	—	—	11
1952	11	—	—	—	—	—	19
1953	10	—	—	—	—	—	19
1954	12	615	—	—	28	—	23
1955	10	644	—	—	28	—	25
1956	10	671	—	—	24	—	17
1957	10	1026	—	—	39	—	24
1958	10	978	—	—	53	—	17
1959	10	842	—	—	57	—	19
1960	10	—	—	—	—	—	9
1961	10	—	—	—	—	—	17
1962	11	—	—	—	—	—	13
1963	10	—	—	—	—	—	21
1964	10	—	—	—	—	—	10
1965	10	—	—	—	—	—	15
1966	11	—	—	—	—	—	8
1967	11	—	—	—	—	—	9
1968	11	—	—	—	—	—	12
1969	11	838	—	—	—	—	19
1970	11	1009	—	—	51	—	36
1971	11	1079	—	—	40	—	11
1972	12	966	—	—	45	—	25
1973	12	889	—	—	54	—	19
1974	12	858	—	—	45	—	16
1975	12	899	55/227	—	44	—	21
1976	12	1033	67/320	—	50	—	22
1977	12	1003	61/296	—	67	—	20
1978	13	1129	97/457	—	53	—	17
1979	12	1138	81/388	—	73	—	18
1980	11	995	87/477	—	69	—	17
1981	12	1339	71/388	—	72	—	19
1982	11	1171	73/402	—	94	—	18
1983	11	1117	73/394	39/298	46	—	16
1984	12	1197	73/329	29/236	117	—	11
1985	12	1154	68/328	28/216	68	—	15
1986	12	1512	77/367	31/250	72	17	19
1987	12	1410	89/382	37/274	76	18	18
1988	12	1257	95/388	45/265	116	21	19
1989	12	1195	129/590	80/456	93	15	12
1990	13	858	80/331	38/236	78	14	13
1991	11	762	58/219	22/142	52	21	13
1992	12	772	104/447	53/323	51	16	12
1993	13	922	78/308	21/144	81	9	11
1994	12	845	73/261	30/167	63	17	11
1995	12	812	79/299	25/135	74	11	7
1996	12	933	99/349	29/183	70	17	14
1997	11	720	130/550	46/314	68	18	10
1998	13	981	105/324	32/178	95	11	11
1999	12	830	85/375	42/261	88	25	18
2000	12	753	100/378	30/179	54	12	10
2001	12	812	109/360	37/212	48	20	15
2002	13	730	96/469	43/303	60	22	19
2003	13	933	126/650	55/415	71	25	21
2004	13	804	120/526	50/344	59	21	16
2005	13	872	77/314	32/193	56	24	16
2006	13	831	59/215	17/109	54	12	7
2007	13	871	100/465	45/298	67	21	16
2008	13	781	98/399	29/220	60	9	10
2009	13	921	91/336	35/215	52	19	11

ANNUAL TEAM INTERCEPTION TOTALS

	G	NO.	YDS	AVG.	TD
1948	10	12	122	10.2	--
1949	9	21	254	12.1	--
1950	9	12	126	10.5	0
1951	10	22	377	17.1	--
1952	10	31	581	18.7	7
1953	10	15	290	19.3	2
1954	11	21	323	15.4	--
1955	10	15	218	14.5	1
1956	10	18	220	12.2	0
1957	10	6	20	3.3	0
1958	10	13	154	11.8	0
1959	10	18	302	16.8	0
1960	10	17	206	12.1	2
1961	10	10	138	13.8	0
1962	11	22	281	12.8	0
1963	10	12	131	10.9	1
1964	10	13	194	14.7	0
1965	10	15	73	4.8	0
1966	11	17	226	13.3	0
1967	11	21	286	13.6	2
1968	11	19	234	12.3	1
1969	11	18	256	14.2	1
1970	11	26	265	10.2	0
1971	11	28	354	12.7	1
1972	12	28	375	13.4	2
1973	12	26	278	10.7	1
1974	12	29	576	19.9	4
1975	12	17	175	10.3	2
1976	12	28	406	14.5	1
1977	12	16	139	8.7	2
1978	13	27	305	11.3	2
1979	12	19	311	16.4	2
1980	11	22	342	15.5	1
1981	12	13	100	7.7	1
1982	11	26	356	13.7	6
1983	11	16	175	10.9	1
1984	12	18	152	8.4	0
1985	12	18	102	5.7	1
1986	12	14	302	21.6	3
1987	12	20	271	13.6	1
1988	12	17	159	9.4	1
1989	12	15	163	10.9	1
1990	13	18	278	15.4	4
1991	11	11	74	6.7	1
1992	12	10	35	3.5	0
1993	13	15	133	8.9	0
1994	12	18	257	14.3	2
1995	12	14	202	14.4	1
1996	12	16	237	14.8	1
1997	11	14	207	14.8	0
1998	13	24	406	16.9	5
1999	12	21	303	14.4	5
2000	12	7	131	18.7	1
2001	12	20	402	20.1	5
2002	13	17	219	12.9	0
2003	13	22	330	15.0	5
2004	13	22	358	16.3	0



GUS SHAVER



CLAY MATTHEWS



ALL-TIME INDIVIDUAL USC RECORDS

(boldfaced name indicates current player)

CAREER RUSHING LEADERS

(Includes bowl games)

	TCB	YG	NYG	AVG.
1. Charles White	1147	6517	6245	5.44
2. Marcus Allen	932	5047	4810	5.16
3. Anthony Davis	784	3928	3724	4.75
4. Ricky Bell	710	3857	3689	5.20
5. O.J. Simpson	674	3540	3423	5.08
6. Mike Garrett	612	3314	3221	5.27
7. Reggie Bush*	433	3312	3169	7.32
8. LenDale White	541	3228	3159	5.84
9. Fred Crutcher	670	2912	2815	4.20
10. Sultan McCullough	611	3008	2800	4.58
11. Chad Morton	517	2682	2511	4.86
12. Ricky Ervins	488	2432	2337	4.79
13. Clarence Davis	511	2518	2323	4.54
14. Joe McKnight	347	2349	2213	6.38
15. Delon Washington	498	2171	2093	4.20
16. Orv Mohler	359	2093	2025	5.63
17. Shawn Walters	425	2122	2019	4.75
18. Jon Arnett	336	2019	1898	5.66
19. Gus Shaver	377	1953	1889	5.01
20. Ryan Knight	499	1966	1875	3.76
21. Leroy Holt	414	1825	1813	4.38
22. Aaron Emanuel	390	1841	1784	4.57
23. Chauncey Washington	371	1815	1778	4.79
24. Mazio Royster	353	1823	1760	4.99
25. Rod McNeill	338	1776	1718	5.08
26. Morley Drury	317	1777	1686	5.31
27. Grenny Lansdell	350	1728	1621	4.64
28. Mort Kaer	282	1676	1588	5.65
29. Sam Cunningham	341	1607	1579	4.63
30. Jim Musick	393	1605	1568	3.99
31. Russ Saunders	347	1637	1567	4.51
32. Stafon Johnson	271	1591	1552	5.73
33. Marsh Duffield	315	1598	1538	4.88
34. Don Williams	320	1498	1408	4.40
35. Howard Elliott	195	1407	1384	7.09
36. Lynn Cain	260	1367	1358	5.22
37. Cotton Warburton	325	--	1357	4.17
38. Dwight Ford	218	1409	1353	6.21
39. Todd Spencer	298	1388	1344	4.51
40. Bob Robertson	299	--	1325	4.43

*Participation in 2 games in 2004 and all of 2005 later vacated due to NCAA penalty

- Most times carried ball:** 1147, Charles White, 1976-79 (Pac-10 record).
Most yards gained rushing: 6245, Charles White, 1976-79 (Pac-10 record).
Most yards gained rushing in 2-year career: 3423, O.J. Simpson, 1967-68 (Pac-10 record).
Highest rushing average per game: 163.0, O.J. Simpson, 1967-68 (Pac-10 record--3,423 in 21 games).
Most yards gained all-purpose running: 7226, Charles White, 1976-79 (Pac-10 record--6245 rush, 541 rec., 440 kick ret.); Note: Reggie Bush owns NCAA 3-year record--6617, 2003-05 (record later vacated due to NCAA penalty).
Most yards gained all-purpose running in 2-year career: 4098, O.J. Simpson, 1967-68 (Pac-10 record--3423 rush, 320 rec., 355 kick ret.).
Highest rushing average: 8.5, Ray Sparling (58 for 491), 1930-32; Note: Reggie Bush owns NCAA record, minimum 414 carries--7.3, 433 for 3169, 2003-05 (record later vacated due to NCAA penalty).
Most seasons rushed for 1,000 yards: 3, Anthony Davis, 1972-74; Charles White, 1977-79 (ties Pac-10 record).
Most 200-yard rushing games: 11, Marcus Allen, 1978-81 (ties NCAA record).
Most 100-yard rushing games: 31, Charles White, 1976-79. (Pac-10 record).
Most seasons with 2,000 all-purpose running yards: 2, Reggie Bush, 2003-05 (2004 and 2005)(ties NCAA record)(record later vacated due to NCAA penalty).
Most touchdowns rushing: 52, LenDale White, 2003-05 (Pac-10 record).

CAREER PASSING LEADERS

(Based on Number of Completions — Includes bowl games)

	PA	PC	INT	NYG	Pct.	TD
1. Carson Palmer	1569	927	49	11818	.591	72
2. Matt Leinart	1245	807	23	10693	.648	99
3. Rob Johnson	1046	676	28	8472	.646	58
4. Rodney Peete	1081	630	42	8225	.583	54
5. John David Booty	832	518	21	6125	.623	55
6. Todd Marinovich	674	415	25	5001	.616	29
7. Brad Otton	718	410	14	5359	.571	40
8. Sean Salisbury	602	346	19	4481	.575	25
9. Mark Sanchez	487	313	16	3965	.643	41
10. Paul McDonald	501	299	13	4138	.597	37
11. Jimmy Jones	604	298	25	4092	.493	30

12. Mike Van Raaphorst	487	249	15	3276	.511	20
13. Pat Haden	468	241	25	3288	.514	33
14. John Fox	407	220	11	2784	.541	16
15. Matt Barkley	352	211	14	2735	.599	15
16. Steve Sogge	370	201	17	2542	.543	16
17. Jim Powers	348	186	23	2329	.534	19
18. Rob Hertel	321	176	21	2812	.548	28
19. Mike Rae	323	172	17	2684	.533	16
20. Troy Winslow	276	163	14	2075	.590	17

- Most passes attempted:** 1569, Carson Palmer, 1998-2002 (Pac-10 record).
Most passes completed: 927, Carson Palmer, 1998-2002 (Pac-10 record).
Highest completion percentage: 64.8%, Matt Leinart, 2002-05 (Pac-10 record).
Most passes had intercepted: 49, Carson Palmer, 1998-2002.
Most yards gained passing: 11818, Carson Palmer, 1998-2002 (Pac-10 record).
Most TD passes thrown: 99, Matt Leinart, 2002-05 (Pac-10 record).
Most 400-yard passing games: 3, Carson Palmer, 1998-2002.
Most 300-yard passing games: 12, Matt Leinart, 2002-05.
Most 200-yard passing games: 36, Matt Leinart, 2002-05 (Pac-10 record).
Lowest rate of interceptions: 1.85%, Matt Leinart, 2002-05 (NCAA record, min. 1050 atts.--23 in 1245 attempts).
Most consecutive passes attempted without an interception at the start of a Division I-A career: 216, Brad Otton, 1994-95 (Pac-10 record). (Note: This does not include Otton's 1993 season at Division I-AA Weber State).
Touchdown pass thrown on first pass of career: Matt Leinart (5 yards), vs. Auburn, 2003; Michael McDonald (4 yards), vs. Arkansas, 2005; Garrett Green (34 yards), vs. Illinois (Rose Bowl), 2007 (ties NCAA record). (NOTE: McDonald threw touchdown passes on his first 2 career passes: also 20 yards, vs. Washington, 2006)
Most seasons with 3,000 yards passing: 3, Matt Leinart, 2002-05 (2003, 2004, 2005) (ties Pac-10 record).

CAREER TOTAL OFFENSE LEADERS

(Includes bowl games)

	PLAYS	RUSH	PASS	TOTAL
1. Carson Palmer	1824	-197	11818	11621
2. Matt Leinart	1477	-70	10693	10623
3. Rodney Peete	1371	415	8225	8640
4. Rob Johnson	1305	-576	8472	7896
5. Charles White	1149	6245	-5	6240
6. John David Booty	893	-180	6125	5945
7. Brad Otton	791	-236	5359	5123
8. Marcus Allen	936	4810	57	4867
9. Todd Marinovich	794	153	5001	4848
10. Jimmy Jones	842	409	4092	4501
11. Sean Salisbury	713	-354	4481	4127
12. Mark Sanchez	557	33	3965	3998
13. Paul McDonald	594	-261	4138	3877
14. Pat Haden	677	514	3288	3802
15. Anthony Davis	786	3724	19	3743
16. Ricky Bell	710	3689	0	3689
17. O.J. Simpson	685	3423	48	3471
18. Mike Garrett	618	3221	48	3269
19. Reggie Bush*	436	3169	52	3221
20. LenDale White	541	3159	0	3159
21. Pete Beathard	551	672	2374	3046
22. Mike Van Raaphorst	565	-234	3276	3042
23. Mike Rae	447	321	2684	3005
24. Grenny Lansdell	610	1621	1247	2868
25. Fred Crutcher	670	2815	0	2815

- *Participation in 2 games in 2004 and all of 2005 later vacated due to NCAA penalty
- Most rushing and passing plays:** 1824, Carson Palmer, 1998-2002 (Pac-10 record).
Most yards in total offense: 11621, Carson Palmer, 1998-2002 (-197 rush, 11818 pass) (Pac-10 record).
Most seasons with 2,500 yards in total offense: 3, Carson Palmer, 1998-2002 (2000, 2001, 2002), and Matt Leinart, 2002-05 (2003, 2004, 2005) (ties Pac-10 record).
Most touchdowns scored: 57, LenDale White, 2003-05.
Most extra points kicked: 176, Ryan Killeen, 2002-04 (Pac-10 record).
Most extra point kicks attempted: 180, Ryan Killeen, 2002-04 (Pac-10 record).
Most field goals kicked: 57, Quin Rodriguez, 1987-90.
Most points scored: 342, LenDale White, 2003-05.
Most touchdowns scored by a freshman: 14, Mike Williams, 2002; LenDale White, 2003.
Most touchdowns responsible for: 109, Matt Leinart, 2002-05 (Pac-10 record).
Most touchdowns by teammates: 99, LenDale White and Reggie Bush, 2003-05 (NCAA record)(record later vacated due to NCAA penalty).
Most seasons with 3,000 yards of total offense: 3, Matt Leinart, 2002-05 (2003, 2004, 2005)(ties NCAA record.)

CAREER PASS CATCHING LEADERS

(Includes bowl games)

	NO.	YDS	AVG.	TD
1. Dwayne Jarrett	216	3138	14.53	41
2. Keary Colbert	207	2964	14.32	19
3. Kareem Kelly	204	3104	15.22	15
4. Johnnie Morton	201	3201	15.93	23
5. Steve Smith	190	3019	15.89	22
6. Mike Williams	176	2579	14.65	30
7. Keyshawn Johnson	168	2796	16.64	16
8. John Jackson	163	2379	14.60	17
9. R. Jay Soward	161	2672	16.60	23
10. Patrick Turner	138	1752	12.70	17
11. Damian Williams	128	1879	14.68	15
12. Billy Miller	125	1602	12.82	7
13. Erik Affholter	123	1737	14.12	13
14. Fred Davis	117	1408	12.03	13
15. Hank Norman	113	1731	15.32	6
16. Gary Wellman	111	1828	16.47	13
17. Jeff Simmons	106	1826	17.22	11
18. Joe Cormier	105	1189	11.32	5
19. Randy Simmrin	100	2015	20.15	11
20. Reggie Bush*	95	1301	13.69	13
20. Lynn Swann	95	1562	16.44	11
22. Rod Sherman	90	1187	13.18	12
23. Johnny McKay	88	1326	15.06	18
24. Marcus Allen	86	801	9.31	1
25. Stanley Havili	84	894	10.64	10

*Participation in 2 games in 2004 and all of 2005 later vacated due to NCAA penalty

Most passes received: 216, Dwayne Jarrett, 2004-2006.
Most yards on passes received: 3201, Johnnie Morton, 1990-93.
Highest average per catch (30 or more): 20.94, Hal Bedsole, 1961-63.
Most touchdown passes caught: 41, Dwayne Jarrett, 2004-06 (Pac-10 record).
Highest percentage of passes caught for touchdowns (40 or more catches): 35.2% (25 TD's on 71 catches), Kevin Williams, 1977-80.
 (Williams also holds NCAA record for regular season games only--35.3%, 24 TD's on 68 catches.)
Most consecutive games catching a pass: 48, Kareem Kelly, 1999-2002 (Pac-10 record).
Most 100-yard receiving games: 17, Keyshawn Johnson, 1994-95
Most consecutive 100-yard receiving games: 12, Keyshawn Johnson, 1994-95 (Pac-10 record). (Johnson also holds NCAA record for regular season games only — 11).
Most passes caught by a tight end: 117, Fred Davis, 2004-07.
Most yards on passes caught by a tight end: 1408, Fred Davis, 2004-07.
Most touchdown passes caught by a tight end: 13, Fred Davis, 2004-07.

CAREER PUNT RETURN LEADERS

(Includes bowl games)

	NO.	YDS	AVG.	TD
1. Johnny Williams	92	1025	11.12	0
2. Mike Battle	99	1014	10.24	3
3. Curtis Conway	67	679	10.13	2
4. Lynn Swann	49	599	12.22	2
5. Reggie Bush*	44	559	12.70	3
6. Jim Sears	42	544	12.92	3
7. Mike Garrett	44	498	11.31	2
8. Raymond Butler	48	474	9.88	1
9. Danny Reece	29	434	15.00	1
10. Jon Arnett	28	430	15.35	1
11. Aramis Dandoy	25	426	17.05	1
12. Verl Lillywhite	25	418	16.70	0
13. Joey Browner	46	409	8.89	1
14. Larry Parker	58	395	6.81	0
15. Mickey McCardle	31	390	12.57	0
15. Chad Morton	48	390	8.13	0
17. Jim Hardy	37	384	10.35	0
18. Greig Carlson	53	379	7.15	0
19. Randy Tanner	54	376	6.96	0
20. R. Jay Soward	31	356	11.48	3

*Participation in 2 games in 2004 and all of 2005 later vacated due to NCAA penalty

Most punts returned: 99, Mike Battle, 1966-68.
Most yards returned punts: 1025, Johnny Williams, 1949-51.
Highest punt return average: 17.1, Aramis Dandoy (25 for 426), 1951-54.
Most punts returned (season): 49, Mike Battle, 1967. (Battle also holds regular season Pac-10 record of 47.)
Most yards returned punts (season): 608, Mike Battle, 1967.
Highest punt return average, min. 10 ret. (season): 18.5, Aramis Dandoy (11 for 204), 1954.
Most touchdowns on punt returns (season): 3, Jim Sears, 1952.
Most punts: 298, Mike MacGillivray, 1998-2001.
Most yards punted: 11700, Mike MacGillivray, 1998-2001.
Highest punting average: 44.1, Des Koch (110 for 4846), 1951-53.
Most punts (season): 87, Mike MacGillivray, 1998.
Most yards punted (season): 3284, Mike MacGillivray, 1998.
Highest punting average (season): 49.0, Tom Malone (42 for 2060), 2003.

CAREER KICKOFF RETURN LEADERS

(Includes bowl games)

	NO.	YDS	AVG.	TD
1. Curtis Conway	73	1723	23.60	1
2. Reggie Bush*	67	1523	22.73	3
3. R. Jay Soward	56	1414	25.25	1
4. Anthony Davis	40	1361	34.03	6
5. Ronald Johnson	52	1264	24.31	0
6. C.J. Gable	44	1010	22.95	1
7. Lonnie White	39	909	23.31	0
8. Ken Grace	44	908	20.64	0
9. Raymond Butler	37	723	19.54	0
10. Mike Garrett	29	694	23.90	0
11. Johnny Williams	29	686	23.62	0
12. Dwight Ford	32	660	20.62	0
13. Lou Harris	24	630	26.25	1
14. Jon Arnett	26	628	24.15	0
15. Willie Brown	22	573	26.04	0
16. Frank Strong	26	563	21.65	0
17. Travis Hannah	27	549	20.33	0
18. Desmond Reed	20	495	24.75	0
19. Daylon McCutcheon	22	493	22.41	0
20. Clarence Davis	16	477	29.98	1

*Participation in 2 games in 2004 and all of 2005 later vacated due to NCAA penalty

Most kickoffs returned: 73, Curtis Conway, 1990-92.
Most yards returned kickoffs: 1723, Curtis Conway, 1990-92.
Highest kickoff return average: 34.0, Anthony Davis (40 for 1361), 1972-74 (Pac-10 record).
Most kickoffs returned for touchdowns: 6, Anthony Davis, 1972-74 (Pac-10 record).
Most kickoffs returned (season): 29, Lonnie White, 1986.
Most yards returned kickoffs (season): 716, Lonnie White, 1986.
Highest kickoff return average, min. 10 ret. (season): 40.3, Anthony Davis (12 for 484), 1974. (Davis also holds regular season Pac-10 average record of 42.5, 1974, 11 for 467.)
Most kickoffs returned for touchdowns (season): 3, Anthony Davis, 1974 (ties Pac-10 record).

CAREER PASS INTERCEPTION LEADERS

(Includes bowl games)

	NO.	YDS	AVG.	TD
1. Artimus Parker	20	268	13.40	0
2. Danny Reece	18	228	12.67	1
3. Dennis Smith	16	225	14.06	0
4. Ronnie Lott	14*	291	20.79	2
4. Bobby Robertson	14	157	11.21	0
6. Charles Phillips	13**	365	28.07	3
6. Dennis Thurman	13**	305	23.46	2
6. Bruce Dyer	13	149	11.46	1
6. Mike Battle	13	148	11.46	0
6. Mark Carrier	13	135	10.38	0
6. Jim Hardy	13	130	10.00	0
6. Manuel Laraneta	13	--	--	0
13. Lindon Crow	11	251	22.81	1
13. Tim McDonald	11**	229	20.82	1
13. Ron Ayala	11	162	14.72	0
13. Jason Oliver	11	126	11.45	2
17. Tyrone Hudson	10	194	19.40	1
17. Daylon McCutcheon	10	189	18.90	1
17. Cleveland Colter	10	173	17.30	2
17. Nate Shaw	10	165	16.50	0
17. Marvin Cobb	10	129	12.90	0
17. John Herpin	10	70	7.00	1
17. Jason Sehorn	10	67	6.70	0
17. Ricky Odom	10	59	5.90	0
17. Jerry Shaw	10	56	5.60	0

*Includes 1 intercepted fumble.

**Includes 2 intercepted fumbles.

Most passes intercepted: 20, Artimus Parker, 1971-73.
Most yards returned interceptions: 365, Charles Phillips, 1972-74 (Pac-10 record).
Most touchdowns on interception returns: 3, Charles Phillips, 1972-74.
Most forced fumbles: 14, Kenechi Udeze, 2001-03 (ties NCAA record).
Most passes intercepted (season): 9, Bobby Robertson, 1941; Jim Hardy, 1944; Jim Psaltis, 1952.
Most yards returned interceptions (season): 302, Charles Phillips, 1974 (NCAA record).
Most touchdowns on interception returns (season): 3, Charles Phillips, 1974, including 2 intercepted fumbles.

USC INDIVIDUAL SEASON RECORDS

SINGLE SEASON RUSHING LEADERS

(Includes bowl games)
(Includes all of USC's 1,000-yard season rushers)

	G	TCB	NYG	AVG.
1. Marcus Allen, 1981	12	433	2427	5.6
2. Charles White, 1979	11	332	2050	6.2
3. Ricky Bell, 1975	12	385	1957	5.1
4. O. J. Simpson, 1968	11	383	1880	4.9
5. Charles White, 1978	13	374	1859	5.0
6. Reggie Bush, 2005*	13	200	1740	8.7
7. Marcus Allen, 1980	10	354	1563	4.4
8. O. J. Simpson, 1967	10	291	1543	5.3
9. Charles White, 1977	12	285	1478	5.2
10. Mike Garrett, 1965	10	267	1440	5.4
11. Ricky Bell, 1976	11	280	1433	5.1
12. Anthony Davis, 1974	12	301	1421	4.7
13. Ricky Ervins, 1989	12	269	1395	5.2
14. Clarence Davis, 1969	11	297	1351	4.5
15. LenDale White, 2005	13	197	1302	6.6
16. Anthony Davis, 1972	12	207	1191	5.8
17. Mazio Royster, 1990	11	235	1168	5.0
18. Morley Drury, 1927	9	223	1163	5.2
18. Sultan McCullough, 2000	12	227	1163	5.1
20. Fred Crutcher, 1984	12	307	1155	3.8
21. Chad Morton, 1999	12	262	1141	4.4
22. Anthony Davis, 1973	12	278	1112	4.0
23. Steven Webster, 1987	10	239	1109	4.6
23. Delon Washington, 1995	12	236	1109	4.7
25. LenDale White, 2004	13	203	1103	5.4
26. Joe McKnight, 2009	12	164	1014	6.2

*Participation later vacated due to NCAA penalty

- Most times carried ball:** 433, Marcus Allen, 1981. (Allen also holds regular season NCAA record of 403.)
- Most yards gained rushing:** 2427, Marcus Allen, 1981. (Allen also holds regular season Pac-10 record of 2342.)
- Most rushes in 2 successive seasons:** 787, Marcus Allen, 1980-81. (Allen also holds regular season NCAA record of 757.)
- Most rushes per game in 2 successive seasons:** 35.6, Marcus Allen, 1980-81. (Allen also holds regular season NCAA record of 36.0.)
- Most yards gained in 2 successive seasons:** 3990, Marcus Allen, 1980-81. (Allen also holds regular season Pac-10 record of 3905.)
- Most yards gained per game in 2 successive seasons:** 181.4, Marcus Allen, 1980-81.
- Highest rushing average, min. 15 att.:** 11.6, Erny Pinckert (17 for 199), 1930. (Reggie Bush holds Pac-10 record based on 100 and 200 attempts, 8.7 in 2005, 200 for 1740, record later vacated due to NCAA penalty, and Marcus Allen holds regular season Pac-10 record based on 300 attempts, 5.8 in 1981, 403 for 2342.)
- Most 200-yard rushing games:** 8, Marcus Allen, 1981 (NCAA record).
- Most 100-yard rushing games:** 11, Marcus Allen, 1981.
- Most consecutive 200-yard rushing games:** 5, Marcus Allen, 1981 (ties NCAA record).
- Most consecutive 100-yard rushing games:** 11, Marcus Allen, 1981 (ties NCAA record).
- Highest per-game rushing average:** 202.3 (2427 in 12 games), Marcus Allen, 1981. (Allen also holds regular season Pac-10 record of 212.9.)
- Most all-purpose running plays:** 467, Marcus Allen, 1981. (Allen also holds regular season NCAA record of 432.)
- Most yards gained all-purpose running:** 2890, Reggie Bush, 2005 (Pac-10 record)(record later vacated due to NCAA penalty; revised record: 2683, Marcus Allen, 1981, Allen also holds regular season Pac-10 record of 2559).
- Most yards gained by freshman:** 858, Charles White, 1976.
- Most yards gained by sophomore:** 1478, Charles White, 1977.
- Most yards gained by junior:** 1957, Ricky Bell, 1975 (Bell also holds regular season Pac-10 record of 1875).
- Most yards gained by senior:** 2427, Marcus Allen, 1981 (Allen also holds regular season Pac-10 record of 2342).
- Earliest game gaining 1,000 yards:** Game 5, Marcus Allen, 1981, and Ricky Bell, 1976 (ties NCAA record).
- Most rushing touchdowns by a freshman:** 13, LenDale White, 2003.
- Most yards gained all-purpose running by a freshman:** 1331, Reggie Bush, 2003
- Most rushing yards by 2 players:** 3042, Reggie Bush and LenDale White, 2005 (NCAA record)(record later vacated due to NCAA penalty).
- Teammates with 3 consecutive 100-yard games:** Reggie Bush and LenDale White, 2005 (Oregon, Arizona State, Arizona games)(record later vacated due to NCAA penalty).
- Teammates with 1,000 rushing yards:** Reggie Bush (1740) and LenDale White (1302), 2005 (ties Pac-10 record)(record later vacated due to NCAA penalty).
- Most rushing yards in consecutive games:** 554, Reggie Bush, 2005 (Fresno State, 294, and UCLA, 260)(record later vacated due to NCAA penalty).
- Most touchdowns rushing:** 24, LenDale White, 2005.

SINGLE SEASON PASSING LEADERS

(Based on Number of Completions)
(Includes bowl games)

	G	PA	PC	INT	Pct.	NYG	TD
1. Carson Palmer, 2002	13	489	309	10	.632	3942	33
2. Rob Johnson, 1993	13	449	308	6	.686	3630	29
3. Matt Leinart, 2005	13	431	283	8	.657	3815	28
4. Matt Leinart, 2004	13	412	269	6	.653	3322	33
4. John David Booty, 2006	13	436	269	9	.617	3347	29
6. Matt Leinart, 2003	13	402	255	9	.634	3556	38
7. Mark Sanchez, 2008	13	366	241	10	.658	3207	34
8. Carson Palmer, 2000	12	415	228	18	.549	2914	16
9. Rodney Peete, 1988	12	359	223	12	.621	2812	18
10. Carson Palmer, 2001	12	377	221	12	.586	2717	13
11. Todd Marinovich, 1989	12	352	219	13	.622	2578	16
12. John David Booty, 2007	10	340	215	10	.632	2361	23
13. Matt Barkley , 2009	12	352	211	14	.599	2735	15
14. Rodney Peete, 1987	12	332	197	12	.593	2709	21
15. Brad Otton, 1996	12	370	196	10	.530	2649	20
15. Todd Marinovich, 1990	12	322	196	12	.609	2423	13
17. Rob Johnson, 1994	10	276	186	6	.674	2499	15
18. Paul McDonald, 1979	12	264	164	6	.621	2223	18
19. Rob Johnson, 1992	12	285	163	14	.572	2118	12
20. Rodney Peete, 1986	12	305	160	15	.525	2138	10

- Most passes attempted:** 489, Carson Palmer, 2002.
- Most passes completed:** 309, Carson Palmer, 2002.
- Highest percentage of completions:** 68.6%, Rob Johnson, 1993.
- Most passes had intercepted:** 18, Rob Hertel, 1977; Carson Palmer, 2000.
- Most yards gained passing:** 3942, Carson Palmer, 2002.
- Most touchdown passes thrown:** 38, Matt Leinart, 2003 (Pac-10 record).
- Most consecutive passes without an interception:** 212, Matt Leinart, 2003 (Pac-10 record).
- Lowest rate of interceptions:** 1.34% (6 in 449 attempts), Rob Johnson, 1993. (Johnson also holds Pac-10 record for regular season games only, minimum 350 attempts--1.23%, 5 in 405 attempts.)
- Most consecutive completions:** 23, Rob Johnson, 1994 (last 15 vs. Arizona and first 8 vs. UCLA).
- Most 300-yard passing games:** 7, Carson Palmer, 2002, and Matt Leinart, 2005.
- Most consecutive 300-yard passing games:** 3, Carson Palmer, 2002, and Matt Leinart, 2005.
- Most 200-yard passing games:** 13, Matt Leinart, 2005 (Pac-10 record).
- Highest passing efficiency rating:** 164.6, Mark Sanchez, 2008.

SINGLE SEASON PASS CATCHING LEADERS

(Includes bowl games)

	G	NO.	YDS	AVG.	TD
1. Keyshawn Johnson, 1995	12	102	1434	14.1	7
2. Mike Williams, 2003	13	95	1314	13.8	16
3. Dwayne Jarrett, 2005	13	91	1274	14.0	16
4. Johnnie Morton, 1993	13	88	1520	17.3	14
5. Mike Williams, 2002	13	81	1265	15.6	14
6. Steve Smith, 2006	13	71	1083	15.3	9
6. Keary Colbert, 2002	13	71	1029	14.5	5
8. Dwayne Jarrett, 2006	12	70	1015	14.5	12
8. Damian Williams, 2009	12	70	1010	14.4	6
10. Keary Colbert, 2003	13	69	1013	14.7	9
11. Erik Affholter, 1988	12	68	952	14.0	8
12. Keyshawn Johnson, 1994	11	66	1362	20.6	9
12. Gary Wellman, 1990	13	66	1015	15.4	5
14. Fred Davis, 2007	13	62	881	14.2	8
14. John Jackson, 1989	12	62	964	15.6	5
16. Steve Smith, 2005	13	60	957	15.9	5
17. Damian Williams, 2008	13	58	869	15.0	9
18. Deon Strother, 1993	13	57	563	9.9	1
19. Jeff Simmons, 1982	11	56	973	17.4	5
19. Billy Miller, 1997	11	56	649	11.6	2
21. Dwayne Jarrett, 2004	13	55	849	15.4	13
21. Windrell Hayes, 1999	10	55	720	13.1	4
21. Kareem Kelly, 2000	11	55	796	14.5	4
24. Kareem Kelly, 1999	12	54	902	16.7	4
25. Ron Drake, 1966	10	52	607	11.7	4

- Most passes caught:** 102, Keyshawn Johnson, 1995 (Pac-10 record).
- Most yards on passes caught:** 1520, Johnnie Morton, 1993.
- Most touchdown passes caught:** 16, Mike Williams, 2002, and Dwayne Jarrett, 2005.
- Highest percentage of passes caught for touchdowns (10 or more TD's):** 58.8%, Kevin Williams, 1978 (10 TD's on 17 catches--NCAA record).
- Most 100-yard receiving games:** 9, Johnnie Morton, 1993; Keyshawn Johnson, 1994.
- Consecutive 100-yard receiving games:** 8, Keyshawn Johnson, 1994.
- Most passes caught by a tight end:** 62, Fred Davis, 2007.
- Most yards on passes caught by a tight end:** 881, Fred Davis, 2007.
- Most touchdown passes caught by a tight end:** 8, Fred Davis, 2007.
- Most passes caught by a freshman:** 81, Mike Williams, 2002 (Pac-10 record).
- Most yards on passes caught by a freshman:** 1265, Mike Williams, 2002 (Pac-10 record).
- Most touchdown passes caught by a freshman:** 14, Mike Williams, 2002 (Pac-10 record).
- Most players on same team each gaining 1,000 yards:** 2 (Mike Williams, 1265 yards, and Keary Colbert, 1029 yards), 2002; (Mike Williams, 1314 yards, and Keary Colbert, 1013 yards), 2003; and (Steve Smith, 1083 yards, and Dwayne Jarrett, 1015 yards), 2006 (ties NCAA record).
- Most touchdown passes caught in freshman and sophomore seasons:** Mike Williams, 30, 2002-03.

**SINGLE SEASON
TOTAL OFFENSE LEADERS**

(Includes bowl games)

	G	PLAYS	RUSH	PASS	TOTAL
1. Matt Leinart, 2005	13	482	36	3815	3851
2. Carson Palmer, 2002	13	539	-122	3942	3820
3. Matt Leinart, 2003	13	434	-62	3556	3494
4. Rob Johnson, 1993	13	530	-205	3630	3425
5. John David Booty, 2006	13	469	-53	3347	3294
6. Matt Leinart, 2004	13	461	-44	3322	3278
7. Mark Sanchez, 2008	13	418	16	3207	3223
8. Carson Palmer, 2000	12	478	5	2914	2919
9. Rodney Peete, 1988	12	427	68	2812	2880
10. Rodney Peete, 1987	12	402	145	2709	2854
11. Carson Palmer, 2001	12	465	34	2717	2751
12. Matt Barkley, 2009	12	397	-38	2735	2697
13. Todd Marinovich, 1989	12	416	39	2578	2617
14. Brad Otton, 1996	12	411	-186	2649	2463
15. Marcus Allen, 1981	12	435	2427	0	2427
16. Rob Johnson, 1994	10	343	-235	2499	2264
17. Rodney Peete, 1986	12	408	124	2138	2262
18. John David Booty, 2007	10	363	-106	2361	2255
19. Todd Marinovich, 1990	12	378	-192	2423	2231
20. Paul McDonald, 1979	12	298	-74	2223	2149

Most rushing and passing plays: 539, Carson Palmer, 2002.
Most yards in total offense: 3851, Matt Leinart, 2005.
Most touchdowns rushing and passing: 38, Matt Leinart, 2003.
Most touchdowns scored: 26, LenDale White, 2005 (ties Pac-10 record).
Most extra points kicked: 83, Mario Danelo, 2005 (NCAA record).
Most extra point kicks attempted: 86, Mario Danelo, 2005 (NCAA record).
Most field goals kicked: 19, Quin Rodriguez, 1990; Ryan Killeen, 2003.
Most points scored: 156, LenDale White, 2005 (ties Pac-10 record).
Most points scored by kicking: 122, Ryan Killeen, 2003 (Pac-10 record).
Team with 3,000-yard passer, 1,000-yard receiver and pair of 1,000-yard rushers: USC, 2005 (Matt Leinart, 3815 passing, Dwayne Jarrett, 1274 receiving, Reggie Bush, 1740 rushing, and LenDale White, 1302 rushing)(NCAA record)(record later vacated due to NCAA penalty).

A Note on USC's Records

The records material on these pages has been compiled from a number of sources. Although official national individual records commenced only in 1937 (nearly 50 years after USC's first team), USC's game-by-game records generally extend back to the mid-1920s. Newspaper accounts of individual games, including some extraordinary individual performances, date back to 1889. Unfortunately, for some games in USC's first 20 years, only the final result has survived to the present.

These records have been compiled by USC's Sports Information Office (previously known as the Athletic News Service). Special mention should be made of the efforts of Tom Lawless, Dick Nash, Harley Tinkham, Chuck Weinstock, Al Wesson, Deke Houlgate, H.D. Thoreau and Mike Glenn, as well as Benny Artiaga, Nick Schenck, Gabriel Alvarez, Meghan McElroy, Michelle Laug and Robbie Ellison.



JIM SEARS



PAUL CLEARY



JESSE HIBBS



DAYLON McCUTCHEON

Single Game Records

Most points: 36, Anthony Davis, 1972 (Notre Dame) (ties Pac-10 record).
Most touchdowns: 6, Anthony Davis, 1972 (Notre Dame) (ties Pac-10 record).
Most field goals: 5, Ryan Killeen, 2004 (UCLA).
Most yards running: 347, Ricky Bell, 1976 (Washington State).
Most yards running by a true freshman: 140, LenDale White, 2003 (Arizona State).
Most touchdowns running: 4, Charles Dean, 1920 (Nevada); Howard Elliott, 1925 (Pomona); Orv Mohler, 1931 (Washington State); Ambrose Schindler, 1937 (Oregon); Clark Holden, 1959 (Stanford); O.J. Simpson, 1968 (Minnesota); Anthony Davis, 1972 (Notre Dame) and 1973 (California); Sam Cunningham, 1972 (Ohio State, Rose Bowl); Ricky Bell, 1975 (Duke) and 1976 (Oregon); Charles White, 1979 (Notre Dame and UCLA); Marcus Allen, 1981 (Tennessee); Ryan Knight, 1986 (California); LenDale White, 2005 (Arizona).
Most yards passing: 448, Carson Palmer, 2002 (Oregon).
Most yards running and passing: 434, Carson Palmer, 2002 (Oregon).
Most yards all-purpose running: 513, Reggie Bush, 2005 (Fresno State) (294 rush, 68 rec., 135 KO, 16 PR)(Pac-10 record)(record later vacated due to NCAA penalty; revised record: 368, Anthony Davis, 1972, Notre Dame, 99 rush, 51 rec., 218 KO).
Most times carried ball: 51, Ricky Bell, 1976 (Washington State) (Pac-10 record).
Most times carried ball, one quarter: 20, O.J. Simpson, 1968 (Oregon State, 4th quarter).
Most passes attempted: 55, Todd Marinovich, 1989 (Notre Dame).
Most passes completed: 33, Todd Marinovich, 1989 (Notre Dame).
Highest percentage of passes completed (min. 10 comp.): 100% (11 of 11), Troy Winslow, 1965 (Washington) (ties Pac-10 record).
Most touchdown passes thrown: 5, Rodney Peete, 1987 (Stanford); Carson Palmer, 2002 (Oregon); Matt Leinart, 2003 (Oregon State), 2004 (Notre Dame and Oklahoma, Orange Bowl); Mark Sanchez, 2008 (Washington State, all in first half).
Most passes received: 15, Johnnie Morton, 1993 (Houston).
Most passes received by a tight end: 10, John Allred, 1996 (Houston).
Most passes received by a freshman: 13, Mike Williams, 2002 (Oregon).
Most touchdown passes caught: 3, Tom Nickoloff, 1952 (Stanford); Shelton Diggs, 1976 (Stanford); Kevin Williams, 1978 (California); John Jackson, 1987 (Stanford); Erik Affholter, 1988 (Arizona and Oregon State); Johnnie Morton, 1992 (San Diego State and Oregon) and 1993 (Houston and Oregon State); Keyshawn Johnson, 1994 (Washington State and Texas Tech, Cotton Bowl); R. Jay Soward, 1996 (UCLA); Mike Williams, 2002 (Washington) and 2003 (Stanford and Arizona); Reggie Bush, 2004 (Virginia Tech); Dwayne Jarrett, 2004 (Arizona State), 2005 (Hawaii and Washington) and 2006 (Notre Dame); Steve Smith, 2004 (Oklahoma, Orange Bowl).
Most yards on passes caught: 260 (on 6 catches), R. Jay Soward, 1996 (UCLA) (Also USC freshman record).
Most yards on passes caught by a tight end: 153, Anthony McCoy, 2009 (Notre Dame).
Most touchdowns on kickoff returns: 2, Anthony Davis, 1972 (Notre Dame) (ties NCAA record).
Highest average gain per kickoff return (Min. 3 attempts): 72.7, Anthony Davis, 1972 (Notre Dame, 3 for 218) (NCAA record).
Most yards on punt returns: 162, Mike Garrett, 1965 (California).
Most touchdowns on punt returns: 2, Mike Garrett, 1965 (California) (ties Pac-10 record).
Most passes intercepted: 4, Adrian Young, 1967 (Notre Dame) (ties Pac-10 record).
Most yards on interception returns: 181, Charles Phillips, 1974 (Iowa) (Pac-10 record).
Most touchdowns on interception returns: 2, Jim Psaltis, 1952 (Washington State); Charles Phillips, 1974 (Iowa); Antuan Simmons, 1998 (Washington) (ties Pac-10 record).
Most extra point kicks: 10 of 10, Mario Danelo, 2005 (Arkansas).
Most field goal attempts blocked, one quarter: 2, Jerald Henry, 1994 (California); Fili Moala, 2008 (Arizona State) (ties NCAA record).
Most tackles for loss: 5.5, Lawrence Jackson, 2007 (Arizona State).
Most sacks: 4, Marcus Cotton, 1987 (Oregon State); Junior Seau, 1989 (Oregon State); Tim Ryan, 1989 (UCLA); Lawrence Jackson, 2007 (Arizona State).

Long Play Records

Longest run (any type): 100 yards, Anthony Davis, 1974 (Arkansas and Notre Dame) on 100-yard field; 107 yards, Elwin Caley, 1902 (Pomona) on 110-yard field.
Longest run from scrimmage: 96 yards, LaVale Woods, 1996 (Oregon State).
Longest kickoff return: 100 yards, Anthony Davis, 1974 (Arkansas and Notre Dame) on 100-yard field (ties NCAA record); 107 yards, Elwin Caley, 1902 (Pomona) on 110-yard field.
Longest kickoff return for touchdown: 100 yards, Anthony Davis, 1974 (Arkansas and Notre Dame) on 100-yard field.
Longest punt return: 96 yards, Curtis Conway, 1992 (Oregon).
Longest run with intercepted pass: 99 yards, Bud Langley, 1936 (Notre Dame).
Longest run with intercepted fumble: 99 yards, Tim McDonald, 1986 (Baylor).
Longest pass play: 97 yards, Matt Koffler to R. Jay Soward, 1996 (Illinois).
Longest punt: 85 yards, Ernie Zampese, 1956 (Wisconsin).
Longest field goal: 60 yards, Don Shafer, 1986 (Notre Dame).



ALL-TIME TEAM RECORDS

Longest winning streak: 34 games, 2003 to 2005 (Pac-10 record)(14 wins later vacated due to NCAA penalty; revised record: 25 games, 1931 to 1933, Pac-10 record).

Longest Pac-10 winning streak: 27 games, 2003 to 2006 (Pac-10 record)(9 wins later vacated due to NCAA penalty; revised record: 19 games, 1987 to 1989).

Most consecutive conference games without defeat (includes ties): 28, 1971 to 1975 (Pac-10 record).

Longest home game winning streak: 35 games, 2001 to 2007 (Pac-10 record) (6 wins later vacated due to NCAA penalty; revised record: 21 games, 2001 to 2004).

Longest Pac-10 home game winning streak: 24 games, 2001 to 2007 (Pac-10 record)(4 wins later vacated due to NCAA penalty; revised record: 15 games, 2001 to 2004, Pac-10 record).

Longest Pac-10 road game winning streak: 13 games, 2003 to 2006 (5 wins later vacated due to Pac-10 penalty; revised record: 11 games, 1971 to 1974, does not include 2 neutral site wins).

Longest road game winning streak: 18 games, 2003 to 2006 (does not include 3 neutral site wins)(7 wins later vacated due to NCAA penalty; revised record: 12 games, 1978-80, does not include 2 neutral site wins).

Longest non-conference game winning streak: 20 games, 1977 to 1981.

Longest non-conference home game winning streak: 26 games, 1918 to 1924.

Longest non-conference road game winning streak: 11 games, 2002 to 2009 current (does not include 7 neutral site wins and 1 neutral site loss).

Longest November game winning streak: 28 games, 2001 to 2009 (3 wins later vacated due to NCAA penalty; revised record: 13 games, 2001 to 2004).

Longest night home game winning streak: 31 games, 1997 to 2009 current (3 wins later vacated due to NCAA penalty; revised record: 15 games, 2006 to 2009 current).

Longest winning streak over AP Top 25-ranked teams: 16 games, 2002 to 2005 (NCAA record)(6 wins later vacated due to NCAA penalty; revised record: 12 games, 1977 to 1980).

Longest losing streak: 6 games, 1991.

Most consecutive games without a win: 8, 1941 to 1942.

Most consecutive games unscored upon: 6, 1943.

Most consecutive games without scoring: 2, 1941 and 1946.

Most consecutive games without being shut out: 186, 1967 to 1983.

Most consecutive winning seasons: 21, 1962 to 1982 (ties Pac-10 record).

Most consecutive wins over an opponent: 26, versus Oregon State, 1968 to 1999 (Pac-10 record).

Most consecutive bowl game victories: 9 (1923-24-30-32-33-39-40-44-45) (Pac-10 record).

Most consecutive weeks ranked No. 1 in AP poll: 33, 2003 to 2005 (NCAA record).

Most consecutive games ranked in AP Top 10: 63, 2002 to 2007.

Most consecutive games ranked in AP Top 25: 103, 2002 to 2009.

Most consecutive conference championships: 7, 2002 to 2008 (Pac-10 record) (2 titles later vacated due to NCAA penalty; revised record: 4, 1966 to 1969).

Most consecutive AP Top 4 finishes: 7, 2002 to 2008.

Most consecutive 11-win seasons: 7, 2002 to 2008 (NCAA record) (1 season later vacated due to NCAA penalty; revised record: 3, 2006 to 2008).

Most consecutive BCS bowl appearances: 7, 2002 to 2008 (NCAA record).

Largest crowd: 120,000, Notre Dame at Soldier Field, Chicago, 1927.

Most victories by a first-year coach: 11, John Robinson, 1976 (Pac-10 record).

Most consecutive sellouts: 12, 2005 to 2006.

Most consecutive home sellouts: 10, 2005 to 2006.

Most road sellouts: 5, 1978; 1979; 1980; 1982; 1985; 2005; 2007.

Most night games: 8, 2009.

Season

Best season: 2004, Won 13, Lost 0, Tied 0 (Scored 496 to 169)(2 wins later vacated due to NCAA penalty; revised record: 1972, Won 12, Lost 0, Tied 0, Scored 467 to 134).

Most points scored: 638 (13 games), 2005 (Pac-10 record).

Most points scored, conference games: 383 (8 games), 2005 (Pac-10 record).

Fewest points scored: 64 (9 games), 1941.

Most touchdowns: 87 (13 games), 2005 (Pac-10 record).

Fewest touchdowns: 10 (9 games), 1941.

Most extra points: 83 of 87 (13 games), 2005 (NCAA record).

Fewest extra points: 4 (9 games), 1941.

Most field goals: 19 (13 games), 1990 and 2003.

Most yards running: 3954 (12 games), 1929.

Most yards passing: 4157 (13 games), 2005.

Most yards running and passing: 7537 (13 games), 2005 (Pac-10 record).

Fewest yards running and passing: 1795 (9 games), 1941.

Most passes attempted: 494 (13 games), 2002.

Most passes completed: 327 (13 games), 1993.

Most touchdown passes: 39 (13 games), 2003 (Pac-10 record).

Fewest touchdown passes: 1 (10 games), 1946.

Highest percentage of completions: 68.7% (327-of-476), 1993 (USC also holds Pac-10 regular season record of 68.8%, 297-of-432).

Lowest percentage of passes had intercepted: 1.26% (6 in 476 attempts), 1993.

Most interceptions: 31 (11 games), 1952.

Most punt return yards: 827 (10 games), 1952 (Pac-10 record).

Fewest yards allowed on punt returns: 5 on 11 returns (12 games), 1976 (Pac-10 record).

Fewest average yards allowed on punt returns: 0.45 (5 yards on 11 returns) (12 games), 1976 (Pac-10 record).

Most first downs: 376 (13 games), 2005 (Pac-10 record).

Most first downs passing: 186 (13 games), 2002.

Most penalties: 128 (12 games), 1999.

Highest average yards per game: 579.8 (13 games), 2005.

Highest average yards per play: 7.5 (13 games), 2005.

Highest average rushing yards per carry: 6.4 (13 games), 2005 (Pac-10 record).

Highest punting average: 47.4 (13 games), 2003 (44 for 2084).

Highest scoring average: 49.1 (13 games), 2005.

Fewest average rushing yards per game allowed: 60.2, 2003.

Fewest average rushing yards per carry allowed: 1.8, 2003.

Fewest yards per completion allowed (min. 150 completions): 8.8, 2008 (NCAA record).

Consecutive games scoring 20 points: 63, 2002 to 2006 (NCAA record)(14 games later vacated due to NCAA penalty; revised record: 37, 2002 to 2004).

Consecutive games scoring 30 points: 15, 2004 to 2006 (13 games later vacated due to NCAA penalty; revised record: 11, 2003).

Consecutive games scoring 40 points: 7, 2003 (Pac-10 record).

Most games scoring 30 points: 13, 2005 (13 games later vacated due to NCAA penalty; revised record: 11 games, 2003).

Most games scoring 40 points: 9, 2005 (9 games later vacated due to NCAA penalty; revised record: 8 games, 2003).

Most games scoring 50 points: 7, 2005 (7 games later vacated due to NCAA penalty; revised record: 4 games, 1925, 1929, 1930).

Most points scored in 2 consecutive games: 138, 1905 (Whittier Reform and Alumni).

Most points scored in 3 consecutive games: 188, 2004 to 2005 (Oklahoma, Hawaii and Arkansas)(record later vacated due to NCAA penalty; revised record: 186, 1925, Whittier, Cal Tech, Pomona).

Most points scored in 4 consecutive games: 233, 2004 to 2005 (Oklahoma, Hawaii, Arkansas and Oregon)(record later vacated due to NCAA penalty; revised record: 214, 1925, Whittier, Cal Tech, Pomona, Utah).

Single Game

Largest margin of victory: 80 points (80-0) Pomona, 1925.

Highest winning score: same as above.

Lowest winning score: 3 points (3-0), 21st Infantry, 1917.

Highest losing score: 41 (48-41), UCLA, 1996.

Most touchdowns: 12, Cal Tech, 1924; Pomona, 1925; Arizona, 1928; UCLA, 1929.

Most touchdowns one quarter: 6, Pomona, 1925; Arizona, 1928.

Most extra points: 10, Cal Tech, 1921, and Arkansas, 2005.

Most extra points one quarter: 5, Pomona, 1925; Montana, 1931; Wyoming, 1965.

Most field goals: 5, UCLA, 2004.

Most yards running: 753, UCLA, 1929 (Pac-10 record).

Fewest yards running: minus 23, TCU, 1998 (Sun Bowl).

Most yards passing: 448, Oregon, 2002.

Fewest yards passing: 0, Washington State, 1921; Cal Tech, 1923; California, 1931; Georgia, 1931; Washington, 1938; UCLA, 1940; Stanford, 1940; Stanford, 1942; College of Pacific, 1945.

Most yards running and passing: 978, Pomona, 1925 (Pac-10 record).

Fewest yards running and passing: 65, Ohio State, 1941.

Rushing for 300 yards and passing for 400 yards in a game: vs. Washington State, 2005 (312 rush, 433 pass)

Fewest yards passing (both teams): 0, USC-California, 1931.

Fewest passes completed (both teams): 0, same as above.

Most passes attempted: 55, Notre Dame, 1989.

Fewest passes attempted: 0, College of Pacific, 1945.

Most passes completed: 33, Notre Dame, 1989.

Fewest passes completed: 0, same as "fewest yards passing" except for Washington State, 1921.

Highest percentage of passes completed (min. 10 comp.): 100% (11-of-11), Washington, 1965 (ties NCAA record).

Most touchdown passes: 6, Stanford, 1952, and Arkansas, 2005.

Most first downs: 43, Pomona, 1925 (ties Pac-10 record).

Fewest first downs: 1, Notre Dame, 1936; Notre Dame, 1950.

Most first downs rushing: 27, Stanford, 1977.

Most passes intercepted: 8, California, 1982.

Most touchdowns on interception returns: 3, Arizona, 1982.

Most touchdowns on fumble returns: 2, UCLA, 2003 (ties NCAA record).

Highest kickoff return average (min. 6 rets.): 46.2, Washington State, 1970 (NCAA record).

Most opponent field goal attempts blocked, one quarter: 2, California, 1994; Arizona State, 2008 (ties NCAA record). (NOTE: USC blocked a field goal in the fourth quarter and in the second overtime period versus California, 2003)

Most penalties: 21, Oregon, 1999 (ties Pac-10 record).

ALL-TIME OPPONENTS' RECORDS

(Individual)

Single Game

Most points: 24, John Lattner (Notre Dame), 1953; Larry Conjar (Notre Dame), 1965; Gaston Green (UCLA), 1986; Terry Battle (Arizona State), 1996; DeShaun Foster (UCLA), 1998; Kerry Carter (Stanford), 2000.

Most touchdowns: 4, John Lattner (Notre Dame), 1953; Larry Conjar (Notre Dame), 1965; Gaston Green (UCLA), 1986; Terry Battle (Arizona State), 1996; DeShaun Foster (UCLA), 1998; Kerry Carter (Stanford), 2000.

Most extra points: 7, Jim Brieske (Michigan), 1948; Nate Whitaker (Stanford), 2009.

Most field goals: 5, John Lee (UCLA), 1984.

Most yards running: 241, Curtis Enis (Penn State), 1996.

Most yards passing: 526, Joe Theismann (Notre Dame), 1970.

Most yards running and passing: 502, Joe Theismann (Notre Dame), 1970.

Most times carried ball: 39, Gaston Green (UCLA), 1986.

Most passes attempted: 68, Tim Rattay (Louisiana Tech), 1999.

Most passes completed: 37, Erik Wilhelm (Oregon State), 1988 (ties Pac-10 conference game record).

Most touchdown passes: 4, Mark Rypien (Washington State), 1984; Steve Beuerlein (Notre Dame), 1986; Joey Harrington (Oregon), 2000; Paul Pinegar (Fresno State), 2005.

Most passes received: 15, Braxton Cleman (Washington), 2002.

Most receiving yards: 263, J.J. Stokes (UCLA), 1992 (on 6 catches).

Single Play

Longest run from scrimmage: 91 yards, Bob Livingstone (Notre Dame), 1947.

Longest kickoff return: 100 yards, Gus White (San Diego Navy), 1944; Frank Brunk (California), 1949; Anthony Prior (Washington State), 1991; Tim Alexander (Oregon State), 1998; C.J. Jones (Iowa), 2002 (Orange Bowl).

Longest punt return: 100 yards, Hugh McElhenny (Washington), 1951 (ties NCAA record).

Longest run with blocked punt: 76 yards, Orile Robbins (Oregon State), 1927 (Pac-10 record).

Longest run with intercepted pass: 100 yards, Jim Jurkovich (California), 1940 (ties NCAA record).

Longest run with fumble return: 85 yards, Courtney Jackson (Arizona State), 1996.

Longest run with intercepted lateral: 84 yards, Dave Brown (UCLA), 1943.


Longest pass play: 95 yards, Jeff Van Raaphorst to Aaron Cox (Arizona State), 1985.

Longest punt: 89 yards, Scott Tabor (California), 1987 (Pac-10 record).

Longest field goal: 59 yards, Rod Garcia (Stanford), 1973 (ties Pac-10 record for conference game).



WILLIE MCGINEST



JEFF FISHER



TIM ROSSOVICH



ARTIMUS PARKER

(Team)

Largest margin of victory: 51 points (51-0), Notre Dame, 1966.

Highest winning score: 55 points (55-21), Stanford, 2009.

Lowest winning score: 3 points (3-0), Stanford, 1935; Oregon State, 1967.

Highest losing score: 42, UCLA, 1990 (42-45), and Fresno State, 2005 (42-50).

Most touchdowns: 8, Stanford, 2009.

Most touchdowns one quarter: 4, March Field, 1943; UCLA, 1954; Stanford, 2009.

Most points one quarter: 28, March Field, 1943.

Most extra points one quarter: 4, March Field, 1943 (all kicks); California, 1991 (2 kicks, 1 pass).

Most extra points: 7, Michigan, 1948; Stanford, 2009.

Most field goals: 5, UCLA, 1984.

Most yards running: 517, Notre Dame, 1946.

Fewest yards running: minus 28, California, 1980.

Most yards passing: 526, Notre Dame, 1970.

Fewest yards passing: minus 11, Iowa, 1976.

Most yards running and passing: 623, Notre Dame, 1946.

Fewest yards running and passing: minus 4, California, 1946 (Pac-10 record).

Most passes attempted: 68, Washington, 1998 (Pac-10 record); Louisiana Tech, 1999.

Most passes completed: 40, Hawaii, 2003.

Fewest passes completed: 0, Cal Tech, 1926; California, 1926; Oregon, 1920; California, 1931; Oregon, 1932; California, 1934; Montana, 1935; Oregon, 1936; UCLA, 1946; Washington State, 1950; Minnesota, 1955; Oregon, 1956; Colorado, 1963; Oklahoma, 1971; UCLA, 1971; Oregon State, 1993.

Most touchdown passes: 4, Michigan, 1948; UCLA, 1954, Washington State, 1984; Notre Dame, 1986; Oregon, 2000; Fresno State, 2005.

Most first downs: 32, Wisconsin, 1963 (Rose Bowl); UCLA, 1970.

Fewest first downs: 0, Oregon, 1920; Oregon State, 1938; Army, 1951.

Most first downs by penalty: 8, Oregon, 1999 (ties Pac-10 record).


Highest average per punt (min. 5 punts): 55.6, California, 1987 (Pac-10 conference game record).

Most fumbles: 11, UCLA, 1975 (ties Pac-10 record).


Most fumbles lost: 8, UCLA, 1975 (Pac-10 record).

Fewest penalties: 0, California, 1971; Washington State, 1994 (ties Pac-10 record).


Fewest yards penalized: 0, California, 1971 and 1993; Washington State, 1994 (ties Pac-10 record).



ROD SHERMAN



ERNIE SMITH



MORT KAER



PAT HOWELL



USC STATISTICAL CHAMPIONS

USC's NCAA Statistical Champions

(Regular season statistics only through 2001)
(From 1970 on, rankings based on per game averages instead of figure totals)

Individual

Rushing

1965--Mike Garrett (267 atts., 1440 yds.)
1967--O.J. Simpson (266, 1415)
1968--O.J. Simpson (355, 1523)
1975--Ricky Bell (357, 1875, 170.5 avg.)
1979--Charles White (293, 1803, 180.3)
1981--Marcus Allen (403, 2342, 212.9)

Passing Efficiency

1978--Paul McDonald (152.8)

Scoring

1981--Marcus Allen (138 pts., 12.5 avg.)

Interceptions

1941--Bobby Robertson (9 ints., 126 yds)
1944--Jim Hardy (8, 73)
1980--Ronnie Lott (8, 166, 0.73 avg.) TIED

Punting

1952--Des Koch (47 punts, 2043 yds., 43.5 avg.)

Punt Returns

1967--Mike Battle (47 rets., 570 yds., 12.1 avg.)

Kickoff Returns

1974--Anthony Davis (11 rets., 467 yds., 42.5 avg.)

Sacks

2003--Kenechi Udeze (16.5)

All-Purpose Running

1967--O.J. Simpson (1700 yds., 188.9 avg.)
1968--O.J. Simpson (1966, 196.6)
1978--Charles White (2096, 174.7)
1979--Charles White (1941, 194.1)
1980--Marcus Allen (1794, 179.4)
1981--Marcus Allen (2559, 232.6)
2005--Reggie Bush* (2890, 222.3)

Team

Total Offense

2005--579.8 avg.

Scoring Defense

1952--4.7 avg.
2008--9.0 avg.

Rushing Defense

1989--61.5 avg.
2003--60.2 avg.
2004--79.4 avg.

Pass Defense

2008--134.4 avg

Pass Efficiency Defense

2008--85.8 rating

Kickoff Returns

1955--25.8 avg.
1974--25.7 avg.

Net Punting

2003--43.7 avg.

Turnover Margin

1987--+1.64
2004--+1.46

Most Improved Record

1962--+6
1972--+5 TIE

USC's Pacific-10 Statistical Champions

(Regular season statistics only through 2001)
(From 1970 on, rankings based on per game averages instead of figure totals)

Individual

Total Offense

1973--Pat Haden (1757 yds., 159.7 avg.)
2005--Matt Leinart (3851 yds., 296.2 avg.)
2006--John David Booty (3294 yds, 253.4 avg.)
2008--Mark Sanchez (3223 yards, 247.9 avg.)

Rushing

1956--C.R. Roberts (120 atts., 775 yds.)
1959--Jerry Traynham (123, 583)
1963--Mike Garrett (127, 833)
1964--Mike Garrett (217, 948)
1965--Mike Garrett (267, 1440)
1967--O.J. Simpson (266, 1415)
1968--O.J. Simpson (355, 1709)
1969--Clarence Davis (282, 1275)
1972--Anthony Davis (184, 1034, 94.0 avg.)

1974--Anthony Davis (288, 1354, 123.1)
1975--Ricky Bell (357, 1875, 170.5)
1976--Ricky Bell (276, 1417, 141.7)
1977--Charles White (264, 1291, 117.4)
1978--Charles White (342, 1760, 146.7)
1979--Charles White (293, 1803, 180.3)
1980--Marcus Allen (354, 1563, 156.3)
1981--Marcus Allen (403, 2342, 212.9)
1987--Steven Webster (239, 1109, 110.9)
1989--Ricky Ervins (239, 1269, 115.4)

Passing

1978--Paul McDonald (1667 yds., 151.5 avg.)
1994--Rob Johnson (150.3 rating)
2002--Carson Palmer (149.1 rating)
2003--Matt Leinart (164.5 rating)
2004--Matt Leinart (156.5 rating)
2006--John David Booty (144.0 rating)
2008--Mark Sanchez (164.6 rating)

Receptions

1963--Willie Brown (34 recs., 448 yds.)
1973--Lynn Swann (37, 667, 3.4 avg.)
1993--Johnnie Morton (78, 1373, 6.5 avg.)
1995--Keyshawn Johnson (90, 1218, 8.2 avg.)
2006--Dwayne Jarrett (70, 1,015, 5.8 avg.)

Receiving Yards

1993--Johnnie Morton (78, 1,373, 114.4)
1994--Keyshawn Johnson (58, 1140, 114.0)
1995--Keyshawn Johnson (90, 1218, 110.7)
2009--Damian Williams (70, 1010, 84.2)

All-Purpose Running

2004--Reggie Bush* (231 pl., 2330 yds., 179.2 avg.)
2005--Reggie Bush* (283 pl., 2890 yds., 222.3 avg.)

Scoring

1955--Jon Arnett (108 pts.)
1964--Mike Garrett (62)
1965--Mike Garrett (96)
1967--O.J. Simpson (66) TIE
1968--O.J. Simpson (132)
1972--Anthony Davis (108, 9.8 avg.)
1974--Anthony Davis (112, 10.2)
1976--Ricky Bell (86, 7.8)
1978--Charles White (80, 6.7)
1979--Charles White (108, 9.8)
1981--Marcus Allen (138, 12.5)
1990--Quin Rodriguez (84, 7.6) TIE
2004--Ryan Killeen (112, 8.6)
2005--LenDale White (156, 12.0)

Interceptions

1969--Tyrone Hudson (6 ints., 129 yds.) TIE
1970--Ron Ayala (8, 113, 0.80 avg.)
1973--Artimus Parker (8, 100, 0.73)
1974--Charles Phillips (7, 302, 0.64)
1976--Dennis Thurman (8, 170, 0.73)
1980--Ronnie Lott (8, 166, 0.73) TIE
1989--Mark Carrier (7, 58, 0.64)
1994--John Herpin (5, 21, 0.5)
2003--Will Poole (7, 70, 0.5) TIE

Punt Returns

1972--Lynn Swann (18 rets., 253 yds., 14.1 avg.)
1975--Danny Reece (26, 409, 15.7)
1979--Raymond Butler (21, 303, 14.4)
2004--Reggie Bush* (24, 376, 15.7)
2009--Damian Williams (24, 340, 14.2)

Kickoff Returns

1970--Clarence Davis (14 rets., 444 yds., 31.8 avg.)
1974--Anthony Davis (11, 467, 42.5)
2003--Reggie Bush (18, 492, 27.3)

Punting

1951--Des Koch (33 punts, 1430 yds., 43.3 avg.)
1952--Des Koch (47, 2043, 43.5)
1953--Des Koch (22, 981, 44.6)
1961--Ernie Jones (38, 1504, 39.6)
1962--Ernie Jones (58, 2292, 39.1)
1963--Ernie Jones (43, 1690, 39.3)
1995--John Stonehouse (44, 1918, 43.6)
1996--Jim Wren (66, 3006, 45.5)
2003--Tom Malone (42, 2060, 49.0)
2004--Tom Malone (49, 2144, 43.8)

Field Goals

2001--David Davis (15 field goals, 1.36 avg.)

Field Goal Percentage

2001--David Davis (15-of-17 field goals, 88.2%)
2006--Mario Danelo (15-of-16 field goals, 93.8%)

Tackles For Loss

2003--Kenechi Udeze (26.0 TFL, 2.0 avg.)

Sacks

2003--Kenechi Udeze (16.5 sacks, 1.3 avg.) TIE

Deflections

2003--Will Poole (26 DFL, 2.0 avg.)

Fumbles Recovered

2009--Jurrell Casey (3 FR, 0.2 avg.) TIE

*Participation later vacated for 2 games in 2004 and 12 games in 2005 due to NCAA penalty

Team

Total Offense

1956--348.1 avg.
1962--327.4
1963--327.4
1964--352.6
1965--374.8
1970--451.0
1972--430.1
1976--432.5
1977--450.8
1979--466.9
1989--457.2
1995--414.3
2000--415.9
2002--449.2
2005--579.8

Rushing Offense

1956--269.5 avg.
1959--249.3
1965--256.2
1969--216.2
1970--249.8
1974--282.5
1977--259.7
1978--247.5
1979--276.6
1980--226.3
1981--299.4
2005--260.0

Passing Offense

1961--116.5 avg.
1966--141.4
2006--263.8
2008--259.9

Scoring Offense

1962--21.9 avg.
1964--20.7
1965--26.2
1967--25.8
1970--31.2
1972--38.6
1974--31.3
1979--33.8
2002--35.8
2003--41.1
2004--38.2
2005--49.1

Total Defense

1959--184.4 avg.
1962--237.6
1963--241.8
1966--232.4
1967--203.1
1969--247.1
1972--230.4
1973--301.9
1974--260.7
1975--287.4
1976--271.6
1977--277.4
1980--234.3
1981--285.3
1988--268.9
1989--238.8
1998--329.8
2002--284.9
2004--279.3
2006--295.8
2007--273.2
2008--221.8

Rushing Defense

1956--148.5 avg.
1959--98.1
1965--121.8
1966--104.6
1967--82.7
1969--95.6

1970--129.4

1972--94.2
1974--141.5
1975--142.0
1976--129.5
1977--141.1
1978--91.3
1979--127.0
1980--96.7
1988--76.6
1989--61.5
1997--93.8
1999--117.3
2002--83.2
2003--60.2
2004--79.4
2006--91.1
2008--87.4

Passing Defense

1957--79.5 avg.
1961--66.6
1963--94.6
1980--137.5
1985--147.2
1993--156.4
1998--187.3
2007--189.0
2008--134.4

Scoring Defense

1962--5.5 avg.
1963--11.4
1965--9.2
1966--11.4
1967--8.4
1972--10.6
1973--14.5
1974--11.4
1975--12.8
1976--12.1
1978--11.9
1980--12.2
1981--13.1
1988--14.7
1989--11.1
1995--16.4
1998--17.8
2001--17.9
2002--18.5
2003--18.4
2004--13.0
2006--15.2
2007--16.0
2008--9.0
2009--19.9

Turnover Margin

1994--+1.0
1999--+1.2
2001--+1.3 TIE
2003--+1.5
2004--+1.5
2005--+1.6

Passing Efficiency

2003--159.1
2006--142.8
2008--163.1

Pass Efficiency Defense

2006--110.7
2007--102.1
2008--85.8
2009--106.0

Net Punting

2003--43.7

Kickoff Returns

2008--26.5



USC ANNUAL ATTENDANCE

YEAR	HOME ATT.	(G)	AVG./ GAME	OVERALL ATT.	(G)	AVG./ GAME
1922#				147,500	(8)	18,438
1923	126,923	(6)	21,154	198,363	(8)	23,545
1924	257,000	(9)	28,556	332,000	(11)	30,182
1925+	308,000	(10)	30,800	313,000	(11)	28,455
1926	288,278	(8)	36,035	386,278	(10)	38,628
1927	321,500	(8)	40,188	493,885	(10)	49,389
1928	376,632	(9)	41,848	450,877	(10)	45,088
1929	349,000	(8)	43,625	646,494	(12)	53,875
1930	341,467	(8)	42,683	452,467	(10)	45,247
1931	433,000	(8)	54,125	613,250	(11)	55,750
1932	383,924	(7)	54,846	544,859	(10)	54,486
1933	504,000	(8)	63,000	615,037	(11)	55,912
1934	315,568	(8)	39,446	418,568	(10)	41,857
1935	320,000	(8)	40,000	428,305	(12)	35,692
1936	331,201	(6)	55,200	429,655	(9)	47,739
1937	380,000	(7)	54,286	490,620	(10)	49,062
1938	397,146	(6)	66,191	621,315	(11)	56,483
1939	337,063	(6)	56,177	563,062	(10)	56,306
1940	330,808	(6)	55,135	447,933	(9)	49,770
1941	381,305	(7)	54,492	501,272	(9)	55,697
1942	364,662	(8)	45,583	472,098	(11)	42,918
1943	255,000	(6)	42,500	370,000	(10)	37,000
1944	318,768	(7)	45,538	463,268	(10)	46,329
1945	360,378	(7)	51,483	551,378	(11)	50,125
1946	390,833	(6)	65,139	550,725	(10)	55,073
1947	440,457	(6)	73,410	723,675	(10)	72,368
1948	467,362	(7)	66,766	615,064	(10)	61,506
1949	354,072	(6)	59,012	525,991	(9)	58,443
1950	273,168	(6)	45,528	353,468	(9)	39,274
1951	366,233	(7)	52,319	507,978	(10)	50,798
1952	434,012	(7)	62,002	666,344	(11)	60,577
1953	412,772	(6)	68,795	559,360	(10)	55,936
1954	375,666	(7)	53,667	602,786	(11)	54,799
1955	464,104	(7)	66,301	615,651	(10)	61,565
1956	268,338	(5)	53,668	465,762	(10)	46,576
1957	260,846	(6)	43,474	422,666	(10)	42,267
1958	276,793	(6)	46,132	463,532	(10)	46,353
1959	291,788	(6)	48,631	455,862	(10)	45,586
1960	270,990	(7)	38,713	406,194	(10)	40,619
1961	219,233	(6)	36,539	397,396	(10)	39,740
1962	331,473	(6)	55,246	571,846	(11)	51,986
1963	330,706	(6)	55,118	513,579	(10)	51,358
1964	326,098	(6)	54,350	597,215	(10)	59,721
1965	345,872	(6)	57,645	567,346	(10)	56,735
1966	370,598	(6)	61,766	655,278	(11)	59,571
1967	314,246	(5)	62,849	694,830	(11)	63,166
1968	430,011	(6)	71,669	754,671	(11)	68,606
1969	330,714	(5)	66,143	701,141	(11)	63,740
1970	385,920	(6)	64,320	648,726	(11)	58,975
1971	358,515	(6)	59,753	615,034	(11)	55,912
1972	394,050	(6)	65,675	778,657	(12)	64,888
1973	413,220	(6)	68,870	761,510	(12)	63,459
1974	375,584	(6)	62,597	737,861	(12)	61,488
1975	409,618	(7)	58,517	688,623	(12)	57,385
1976	434,936	(7)	62,134	760,911	(12)	63,409
1977	381,958	(6)	63,660	726,597	(12)	60,550
1978	455,042	(7)	65,006	871,973	(13)	67,075
1979	343,218	(5)	68,644	808,439	(12)	67,370
1980	404,764	(6)	67,461	737,342	(11)	67,031
1981	430,808	(6)	71,801	766,450	(12)	63,871
1982	279,069	(5)	55,814	724,444	(11)	65,859
1983	339,603	(6)	56,601	624,435	(11)	56,767
1984	361,478	(6)	60,246	761,400	(12)	63,450
1985	297,725	(5)	59,545	720,163	(12)	60,014
1986	345,366	(6)	57,561	684,395	(12)	57,033
1987	321,884	(6)	53,647	735,993	(12)	61,333
1988	380,316	(5)	76,063	829,199	(12)	69,100
1989	452,670	(7)	64,667	758,235	(12)	63,186
1990	352,776	(5)	70,555	866,268	(13)	66,636
1991	385,226	(6)	64,204	625,299	(11)	56,845
1992	298,769	(5)	59,754	749,407	(12)	62,451
1993	295,106	(5)	59,021	761,897	(13)	58,608
1994	351,226	(6)	58,538	740,645	(12)	61,720
1995	358,333	(6)	59,722	721,285	(12)	60,107
1996	301,003	(5)	60,201	686,940	(12)	57,245
1997	376,732	(6)	62,789	667,098	(11)	60,645
1998	426,322	(7)	60,903	761,064	(13)	58,543
1999	345,091	(6)	57,515	649,246	(12)	54,104
2000	401,371	(7)	57,339	694,265	(12)	57,855
2001	346,465	(6)	57,744	648,261	(12)	54,022
2002	401,115	(6)	66,853	809,130	(13)	62,241
2003	466,824	(6)	77,804	946,482	(13)	72,482
2004	511,373	(6)	85,229	960,138	(13)	73,857
2005	544,872	(6)	90,812	1,037,565	(13)	79,813
2006	548,880**	(6)	91,480**	996,078	(13)	76,621
2007	524,855	(6)	87,476	1,056,685*	(13)	81,283*
2008	520,786	(6)	86,793	942,595	(13)	72,507
2009	508,796	(6)	84,799	984,307	(13)	72,716

Doubleheaders played by USC in 1925, 1933 and 1934 are considered as one game for purposes of this list

* - USC Record ** - USC and Pac-10 Record
 # - Excludes first 3 games + - Excludes Pomona game

Between 1888 and 1921, an estimated 500,000-plus people attended home and away USC games.

The largest single-game crowd in USC history was the estimated 120,000 at Soldier Field in Chicago for the 1927 USC-Notre Dame game. The largest USC home crowd was 104,953 for the 1947 USC-Notre Dame game in the Coliseum. The largest USC post-season bowl game crowd was 106,869 at the 1973 Rose Bowl in Pasadena (USC versus Ohio State), which is an NCAA bowl game record.

In all, USC has played before at least 55,134,325 people since it first started playing football in 1888.

Jim Farrell of Long Beach, Calif., became the 50 millionth fan to see a USC football game, home and away, when he came through the Coliseum gates at the 2004 USC-Arizona State home game.

In 1988, USC not only set a since-broken school record for home attendance average per game (76,063, which ranked eighth best in the nation), but Troy also registered the greatest increase in average home attendance of any school in the nation that year (up 22,416 per game over 1987). That increase was 7,996 more than the next closest school.

Top 20 Home Crowds

All-Time

Since 1964**

1. 104,953* 1947 vs. Notre Dame	1. 94,085 1965 vs. UCLA
2. 103,303 1939 vs. UCLA	2. 93,829 1988 vs. Notre Dame
3. 103,000 1945 vs. UCLA	3. 93,607 2008 vs. Ohio State
4. 102,548 1954 vs. UCLA	4. 93,458 1993 vs. UCLA
5. 102,050 1947 vs. UCLA	5. 93,172 2003 vs. UCLA
6. 100,571 1948 vs. Notre Dame	6. 92,611 2004 vs. Notre Dame
7. 97,952 1953 vs. Notre Dame	7. 92,516 1987 vs. UCLA
8. 97,146 1938 vs. Notre Dame	8. 92,021 2005 vs. Washington St.
9. 96,869 1952 vs. UCLA	9. 92,000 2005 vs. UCLA
10. 96,130 1951 vs. Stanford	92,000 2006 vs. Nebraska
11. 95,878 1955 vs. UCLA	92,000 2006 vs. Oregon
12. 95,000 1938 vs. California	12. 91,800 2006 vs. Notre Dame
13. 94,892 1955 vs. Notre Dame	13. 91,672 2006 vs. California
14. 94,677 1952 vs. California	14. 91,639 1990 vs. Notre Dame
15. 94,519 1942 vs. Notre Dame	15. 91,553 2007 vs. UCLA
16. 94,085 1965 vs. UCLA	16. 91,432 2002 vs. Notre Dame
17. 93,924 1932 vs. Notre Dame	17. 91,384 1999 vs. UCLA
18. 93,829 1988 vs. Notre Dame	18. 91,363 1995 vs. UCLA
19. 93,714 1946 vs. UCLA	19. 91,350 1997 vs. UCLA
20. 93,607 2008 vs. Ohio State	20. 91,126 2006 vs. Arizona State

*Coliseum record for a football game.

**The Coliseum seating capacity was reduced to 92,516 in 1964 (although temporary seats were added for the 1965 UCLA and 1988 Notre Dame games, hence the larger crowds then). In 1993, stadium renovation increased the Coliseum capacity to 94,159, but that figure was reduced in 1995 to 92,000 and then upped to 93,607 in 2008.

Top 5 Road Game Crowds*

1. 106,033 2009 at Ohio State (Columbus, Ohio)
2. 100,741 1988 at UCLA (Pasadena, Calif.)
3. 98,370 1986 at UCLA (Pasadena, Calif.)
4. 98,088 1990 at UCLA (Pasadena, Calif.)
5. 96,463 1994 at Penn State (State College, Penn.)

*Includes only games at opponents' home fields (non-neutral sites)

Top 5 Neutral Site Game Crowds

1. 120,000 1927 vs. Notre Dame (Soldier Field, Chicago, Ill.)
2. 112,912 1929 vs. Notre Dame (Soldier Field, Chicago, Ill.)
3. 106,869 1973 vs. Ohio State (Rose Bowl, Pasadena, Calif.)
4. 106,721 1975 vs. Ohio State (Rose Bowl, Pasadena, Calif.)
5. 106,182 1977 vs. Michigan (Rose Bowl, Pasadena, Calif.)



TROJANS IN THE NFL

With its outstanding football heritage, it's no surprise that USC players have made quite a mark in the pros.

At the start of training camp this summer, there were 54 ex-Trojans on National Football League rosters, including 14 rookies. In fact, USC players were on the rosters of 26 of the NFL's 32 teams. Most of the Trojans were offensive linemen (10), defensive linemen (9), linebackers (8), defensive backs (8), running backs (5), quarterbacks (5) and wide receivers (5).

In 2009, there were 36 Trojans on opening day NFL rosters; only 3 universities had more players (since records were available, USC has been No. 1 in 17 of the last 34 years). The Trojans' 4 quarterbacks were more than any other school and the 5 former USC defensive tackles tied for most of any school.

USC has produced 464 NFL draft picks--second to Notre Dame's 466--along with 28 by the AFL before it merged with the NFL and 437 players who since 1920 played in the NFL (or its sister leagues, the AFL or All-America Football Conference).

USC has had more first round NFL draft picks (74) than any school (Ohio State is next with 68). USC is tied with Notre Dame for most players (5) selected as the top pick of the NFL draft (Ron Yary in 1968, O.J. Simpson in 1968, Ricky Bell in 1977, Keyshawn Johnson in 1996 and Carson Palmer in 2003). USC is the only school to have the No. 1 pick for 2 consecutive years (Yary and Simpson). USC has had three of the most highly-drafted classes in history. The 1953 class (following the 1952 season) had 15 players drafted while both the 1975 and 1977 classes had 14 players selected. USC had more players selected in the 2009 (11), 2008 (10), 2006 (11) and 1990 (10) drafts than any school. USC's 12 first round picks in the 1990s tied for third most in the nation with Tennessee; 8 of those Trojan first rounders were selected in the Top 10. In the decade of the 1980s, Troy had more first round picks than any school (16). USC's 5 first round picks in the 1968 draft was an NFL record that lasted 36 years.

A Trojan has appeared in all but 3 of the 44 Super Bowls (there have been 102 USC representatives overall). Two Trojans (Lynn Swann in 1976 and Marcus Allen in 1984) have been the Super Bowl MVP. In 1977, 9 USC alums played in the Super Bowl. Trojans have been selected to play in the Pro Bowl 209 times.

Eleven former USC players (more than any other school) and 3 ex-assistant coaches are in the Pro Football Hall of Fame.

A 2010 ESPN.com survey ranked USC as "the most fertile NFL draft pipeline" from 1979 to 2009.

In 2009, ESPN NFL draft analyst and former NFL head coach Herm Edwards said: "If you want to play pro football and you're a young high school athlete, you know going to USC is going to give you the best opportunity system-wise and competitive-wise on the field. That's what USC brings to the table. That's why historically, year after year, you see all these players coming into the league."

Fellow ESPN NFL draft analyst and ex-NFL quarterback Ron Jaworski added: "It's fierce competition every day you go out on the USC practice field. Not only on Saturday when they play the game. Every day they're competing at the highest level."

In 2008, the NFL Network selected USC as the No. 1 "football factory" in college football.

Anthony Munoz and Ronnie Lott were selected on the NFL's All-Time Team in August 2000, as chosen by the 36 Pro Football Hall of Fame voters.

A December 1999 story in *The Sporting News* listed 4 Trojans among the 100 Greatest Pro Football Players: Anthony Munoz (17th), Ronnie Lott (23rd), O.J. Simpson (26th) and Marcus Allen (72nd).

Anthony Munoz was picked among the NFL's Top 10 players of the 20th century by *SPORT* in 1999.

In December 1999, the Dick Butkus Football Network named a pair of ex-Trojans on its NFL All-Century First Team: Anthony Munoz and Ronnie Lott.

A January 1999 article in *ESPN Magazine* said that "one of the best ways to win a Super Bowl is to (have a USC player on the team). The alma mater most often represented on winning teams is USC."

A Dec. 13, 1999 article in the *San Diego Union-Tribune*, which examined Pro Bowl selections since 1950 to determine the schools that have supplied the most pro players at various positions, found that USC had the most Pro Bowl selections and produced more Pro Bowl running backs and safeties than anyone.

A May 1999 *SPORT* magazine article pointed out that USC sent more players to the Pro Bowl in the 1990s (14) than any other school. "The most measurable sign of a player's success--and thus his pedigree--comes in the form of the NFL's highest annual honor: the Pro Bowl. It's not enough to make it to the league, you've gotta make it in the league." In the article, then-New York Jets Pro Bowl wide receiver Keyshawn Johnson, the former USC All-American, said: "USC is a football factory. Every kid in L.A. grows up wanting to play there, and the coaches know how to translate that into elite athletes."

In a Dec. 1994 *College Sports* magazine ranking of the schools which have been the top sources over the years of football talent by position (on a combined college and NFL level), USC was listed first at running backs, offensive linemen and defensive backs, and third at linebackers.

In a 1985 *Sports Illustrated* poll of NFL player personnel directors, USC was ranked first overall among all schools in preparing players for the pros. By position, USC received top marks for running backs, offensive linemen and tight ends.

ALL-TIME NFL FIRST ROUND DRAFT PICKS

1.	USC	74
2.	Ohio State	68
3.	Notre Dame	58
	Miami (Fla.)	58
5.	Tennessee	44
6.	Texas	43
7.	Florida	42
8.	Michigan	41
9.	Oklahoma	37
10.	Penn State	36
11.	Michigan State	35
	Alabama	35
13.	LSU	33
	Nebraska	33
15.	UCLA	28

USC Players in the NFL in 2010

ARIZONA CARDINALS

Dominique Byrd, TE
Matt Leinart, QB

ATLANTA FALCONS

Sam Baker, T

BUFFALO BILLS

Cary Harris, CB

CAROLINA PANTHERS

Dwayne Jarrett, WR

Ryan Kalil, C

CHICAGO BEARS

*Averell Spicer, DT

CINCINNATI BENGALS

Rey Mauluga, LB

Carson Palmer, QB

Keith Rivers, LB

Frostee Rucker, DE

CLEVELAND BROWNS

Kaluka Maiava, LB

DALLAS COWBOYS

David Buehler, PK

GREEN BAY PACKERS

Clay Matthews, LB

HOUSTON TEXANS

Darnell Bing, LB

John David Booty, QB

Shaun Cody, DT

Brian Cushing, LB

INDIANAPOLIS COLTS

Fili Moala, DT

*Kevin Thomas, CB

KANSAS CITY CHIEFS

Matt Cassel, QB

MIAMI DOLPHINS

Patrick Turner, WR

MINNESOTA VIKINGS

*Everson Griffen, DE

Drew Radovich, T

NEW ENGLAND PATRIOTS

Thomas Williams, LB

NEW ORLEANS SAINTS

*Charles Brown, T

Reggie Bush, RB

Sedrick Ellis, DT

NEW YORK GIANTS

Steve Smith, WR

Terrell Thomas, CB

NEW YORK JETS

*Joe McKnight, RB

Mark Sanchez, QB

Chauncey Washington, RB

OAKLAND RAIDERS

*Alex Parsons, G

PHILADELPHIA EAGLES

Winston Justice, T

Mike Patterson, DT

PITTSBURGH STEELERS

Troy Polamalu, S

SAN FRANCISCO 49ERS

*Taylor Mays, S

Chilo Rachal, G

SEATTLE SEAHAWKS

*Jeff Byers, C

Kevin Ellison, S

*Will Harris, S

Lawrence Jackson, DE

*Anthony McCoy, TE

*Josh Pinkard, CB

Ryan Powdrell, FB

Lofa Tatupu, LB

Mike Williams, WR

TAMPA BAY BUCCANEERS

Kyle Moore, DE

TENNESSEE TITANS

*Nick Howell, T

*Stafon Johnson, RB

*Damian Williams, WR

WASHINGTON REDSKINS

Fred Davis, TE

*2010 Rookie

ALL-TIME TROJANS IN THE NFL

Listing includes all players in the NFL, 1920-2009; the AFL, 1960-69; and the All-America Football Conference, 1946-49. List compiled by Beau Riffenburgh and Jim Gigliotti, NFL Properties (additional research by Mrs. C.A. Batchelder).

— A —

Achica, George, NT, Indianapolis 1985
 Adams, Pete, G, Cleveland 1974, 1976
 Affholter, Erik, WR, Green Bay 1991
 Allen, Marcus, RB, L.A. Raiders 1982-92; Kansas City 1993-97
 Allred, John, TE, Chicago 1997-2000; Pittsburgh 2002
 Ane, Charley, T, Detroit 1953-59
 Anno, Sam, LB, L.A. Rams 1987; Minnesota 1987-88; Tampa Bay 1989-92; San Diego 1993
 Anthony, Charles, LB, San Diego 1974
 Apsit, Marger, B, Frankford 1931; Brooklyn 1931; Green Bay 1932; Boston Redskins 1933
 Arnett, Jon, B, L.A. Rams 1957-63; Chicago 1964-66
 Arrobio, Chuck, T, Minnesota 1966
 Audet, Earl, T, Washington 1945; L.A. Dons 1946-48
 Avery, Don, T, Washington 1946-47; L.A. Dons 1948

— B —

Badgro, Morris, E, N.Y. Yankees 1927; N.Y. Giants 1930-35; Brooklyn 1936
 Bain, Bill, T, Green Bay 1975; Denver 1976, 1978; N.Y. Giants 1978; L.A. Rams 1979-85; N.Y. Jets 1986; New England 1986
 Baker, Roy, B, N.Y. Yankees 1927; Green Bay 1928-29; Chicago Cardinals 1929-30; Stapleton 1931
 Baker, Sam, T, Atlanta 2008-09
 Banks, Chip, LB, Cleveland 1982-86; San Diego 1987; Indianapolis 1989-93
 Bansavage, Al, G-LB, L.A. Chargers 1960; Oakland 1961
 Banta, Bradford, TE-SNP, Indianapolis 1994-99; N.Y. Jets 2000; Detroit 2001-03; Buffalo 2004
 Banta, Jack, B, Philadelphia 1941, 1944-45; L.A. Rams 1946-48
 Barber, Kurt, LB-DE, N.Y. Jets 1992-95
 Barragar, Nate, C, Minneapolis 1930; Frankford 1930-31; Green Bay 1931-35
 Barry, Al, G, Green Bay 1954-57; N.Y. Giants 1958-59; L.A. Chargers 1960
 Battle, Mike, DB, N.Y. Jets 1969-70
 Beathard, Pete, QB, Kansas City 1964-67, 1973; Houston 1967-69; St. Louis 1970-71; L.A. Rams 1972
 Bedsole, Hal, TE, Minnesota 1964-66
 Bell, Ricky, RB, Tampa Bay 1977-81; San Diego 1982
 Belotti, George, C, Houston 1960-61; San Diego 1961
 Bender, Wes, RB, L.A. Raiders 1994; New Orleans 1997
 Bickett, Duane, LB, Indianapolis 1985-93; Seattle 1994-95; Carolina 1996
 Bing, Darnell, LB-S, Oakland 2006; Detroit 2008-09
 Bleeker, Mel, B, Philadelphia 1944-46; L.A. Rams 1947
 Booty, John David, QB, Minnesota 2008
 Boselli, Tony, T, Jacksonville 1995-2001; Houston 2002
 Bowers, Bill, DB, L.A. Rams 1954
 Boyer, Mark, TE, Indianapolis 1985-89; N.Y. Jets 1990-92
 Braziel, Larry, DB, Baltimore 1979-81; Cleveland 1982-85
 Bregel, Jeff, G, San Francisco 1987-89
 Brenner, Hoby, TE, New Orleans 1981-88, 1990-93
 Brock, Louis, CB-S, Detroit 1988; Seattle 1988
 Brown, Booker, T, San Diego 1975-77
 Brown, Ron, DE-LB, L.A. Raiders, 1987-88
 Brown, Willie, E-RB, L.A. Rams 1964-65; Philadelphia 1966
 Browner, Joey, S-CB, Minnesota 1983-91; Tampa Bay 1992
 Browner, Keith, LB-DE, Tampa Bay 1984-86; San Francisco 1987; L.A. Raiders 1987; San Diego 1988
 Buchanon, William, WR, Oakland 2006
 Budde, Brad, G, Kansas City 1980-86
 Buehler, David, K, Dallas 2009
 Bukich, Rudy, QB, L.A. Rams 1953-56; Washington 1957-58; Chicago Bears 1958-59, 1962-68; Pittsburgh 1960-61
 Buncom, Frank, LB, San Diego 1962-67; Cincinnati 1968
 Bundra, Mike, T-DT, Detroit 1962-63; Minnesota 1964; Cleveland 1964; N.Y. Giants 1965
 Burke, Don, LB, San Francisco 1950-54
 Burns, Mike, DB, San Francisco 1977; Detroit 1978
 Bush, Reggie, RB, New Orleans 2006-09
 Busick, Steve, LB, Denver 1981-85; L.A. Rams 1986; San Diego 1987
 Butler, Ray, WR, Baltimore-Indianapolis 1980-85; Seattle 1985-88
 Byrd, Dominique, TE, St. Louis 2006-07; Arizona 2009
 Byrd, Mac, LB, L.A. Rams 1965

— C —

Cadigan, Dave, T-G, N.Y. Jets 1988-93; Cincinnati 1994
 Cain, Lynn, RB, Atlanta 1979-84; L.A. Rams 1985
 Campbell, Jack, T, Seattle 1982
 Cannamela, Pat, G, Dallas Texans 1952
 Carmichael, Al, B, Green Bay 1953-58; Denver 1960-61
 Carrier, Mark, S, Chicago 1990-96; Detroit 1997-99; Washington 2000
 Carter, Allen, RB, New England 1975-76
 Carter, Kent, LB, New England 1974
 Cash, Chris, CB, Detroit 2002-04; Atlanta 2005-06
 Cassel, Matt, QB, New England 2005-08; Kansas City 2009
 Celotto, Mario, LB, Buffalo 1978; Oakland 1980-81; L.A. Rams 1981
 Chandler, Bob, WR, Buffalo 1971-79; Oakland-L.A. Raiders 1980-82
 Chantilles, Tom, T, Detroit 1942
 Claiborne, Chris, LB, Detroit 1999-2002; Minnesota 2003-04; St. Louis 2005; N.Y. Giants 2006
 Claridge, Travis, T-G, Atlanta 2000-03

Clark, Don, G, San Francisco 1948-49
 Clark, Monte, T, San Francisco 1959-61; Dallas 1962; Cleveland 1963-69
 Clarke, Leon, E, L.A. Rams 1956-59; Cleveland 1960-62; Minnesota 1963
 Cleary, Paul, E, N.Y. Yankees 1948
 Clemens, Cal, B, Green Bay 1936
 Cobb, Garry, LB, Detroit 1979-84; Philadelphia 1985-87; Dallas 1988-89
 Cobb, Marvin, DB, Cincinnati 1975-79; Minnesota 1980; Pittsburgh 1980
 Cody, Shaun, DT, Detroit 2005-08; Houston 2009
 Coia, Angelo, B-E, Chicago 1960-63; Washington 1964-65; Atlanta 1966
 Colbert, Keary, WR, Carolina 2004-07; Denver 2008; Seattle 2008; Detroit 2008
 Collier, Floyd, T, San Francisco 1948
 Colorito, Tony, NT, Denver 1986
 Conway, Curtis, WR, Chicago 1993-99; San Diego 2000-02; N.Y. Jets 2003; San Francisco 2004
 Cook, Rashard, S, Philadelphia 1999-2002
 Cormier, Joe, LB, L.A. Raiders 1987
 Cornwell, Fred, TE, Dallas 1984-85
 Cotton, Marcus, LB, Atlanta 1988-90; Cleveland 1990; Seattle 1991
 Cowlings, Al, DE, Buffalo 1970-72; Houston 1973-74; L.A. Rams 1975, 1977; Seattle 1976; San Francisco 1979
 Cox, Tom, T, L.A. Rams 1987
 Crane, Dennis, T-DT, Washington 1968-69; N.Y. Giants 1970
 Crisman, Joel, G, Tampa Bay 1996
 Crow, Lindon, DB, Chicago Cardinals 1955-57; N.Y. Giants 1958-60; L.A. Rams 1961-64
 Cunningham, Sam, RB, New England 1973-79, 1981-82
 Curley, August, LB, Detroit 1983-86
 Cushing, Brian, LB, Houston 2009

— D —

Danahe, Dick, T, L.A. Dons 1947-48; Chicago Hornets 1949
 Darby, Byron, DE-TE, Philadelphia 1983-86; Indianapolis 1987-88; Detroit 1989
 Davids-Garrido, Norberto, T, Carolina 1996-99; Arizona 2000
 Davis, Anthony, RB, Tampa Bay 1977; Houston 1978; L.A. Rams 1978
 Davis, Clarence, RB, Oakland 1971-78
 Davis, Fred, TE, Washington 2008-09
 Davis, Joe, E, Brooklyn 1946
 Deese, Derrick, G-T, San Francisco 1993-2003; Tampa Bay 2004
 deLauer, Bob, C, Cleveland-L.A. Rams 1945-46
 Del Rio, Jack, LB, New Orleans 1985-86; Kansas City 1987-88; Dallas 1989-91; Minnesota 1992-95
 Dickerson, Kori, TE, Washington 2004
 Diggs, Shelton, WR, N.Y. Jets 1977
 Dimler, Rich, DT, Cleveland 1979; Green Bay 1980
 Doll, Don, DB, Detroit 1949-52; Washington 1953; L.A. Rams 1954
 Dorsey, Dick, E, Oakland 1962
 Downs, Bob, G, San Francisco 1951
 Dunn, Coye, B, Washington 1943
 Durko, Sandy, DB, Cincinnati 1970-71; New England 1973-74

— E —

Edwards, Dennis, NT, L.A. Rams 1987
 Ellis, Sedrick, DT, New Orleans 2008-09
 Ellison, Kevin, S, San Diego 2009
 Ellison, Riki, LB, San Francisco 1983-89; L.A. Raiders 1990-92
 Ervins, Ricky, RB, Washington 1991-94; San Francisco 1995
 Evans, Charlie, RB, N.Y. Giants 1971-73; Washington 1974
 Evans, Vince, QB, Chicago 1977-83; L.A.-Oakland Raiders 1987-95

— F —

Fargas, Justin, RB, Oakland 2003-09
 Farmer, Dave, RB, Tampa Bay 1978
 Ferguson, Jim, LB-C, New Orleans 1968; Atlanta 1969; Chicago 1969
 Ferrante, Orlando, G, L.A.-San Diego Chargers 1960-61
 Ficca, Dan, G, Oakland 1962; N.Y. Jets 1963-66
 Fields, Scott, LB, Atlanta 1996; Seattle 1999
 Finneran, Gary, DT, L.A. Chargers 1960; Oakland 1961
 Fisher, Bob, T, Washington 1940
 Fisher, Jeff, DB, Chicago 1981-84
 Fisk, Bill, E, Detroit 1940-43; San Francisco 1946-47; L.A. Dons 1948
 FitzPatrick, James, T-G, San Diego 1986-89; L.A. Raiders 1990-91
 Fletcher, Oliver, E, L.A. Dons 1949; Baltimore 1950
 Foote, Chris, C, Baltimore 1980-81; N.Y. Giants 1982-83; Minnesota 1987-90
 Ford, Cole, K, Oakland 1995-97; Buffalo 1998
 Foster, Roy, G, Miami 1982-90; San Francisco 1991-93

— G —

Galbraith, Scott, TE, Cleveland 1990-92; Dallas 1993-94; Washington 1995-96; Dallas 1997; Green Bay 1998
 Gallaher, Allen, T, New England 1974
 Garlin, Don, B, San Francisco 1949-50
 Garrett, Mike, RB, Kansas City 1966-70; San Diego 1970-73
 Garzoni, Mike, G, Washington 1947; N.Y. Giants 1948; N.Y. Yankees 1948
 Gay, William, DE-DT, Detroit 1978-87; Minnesota 1988
 Gentry, Byron, G, Pittsburgh 1937-39
 George, Ray, T, Detroit 1939; Philadelphia 1940
 Gibson, David, S, Tampa Bay 2000-02; Indianapolis 2002
 Gifford, Frank, B-E, N.Y. Giants 1952-60, 1962-64
 Grant, John, DT-DE, Denver 1973-79
 Gray, William, G-C, Washington 1947-48
 Green, Paul, TE, Denver, 1989; Seattle 1992-94; New Orleans 1996
 Griffith, Homer, B, Chicago Cardinals 1934
 Grootegoed, Matt, LB, Detroit 2005

TROJANS IN THE NFL

Guenther, Gregg, TE, Tennessee 2005
Gunn, Jimmy, LB, Chicago 1970-75; N.Y. Giants 1975; Tampa Bay 1976

— H —

Haden, Pat, QB, L.A. Rams 1976-1981
Hale, Chris, CB, Buffalo, 1989-92; Denver 1993
Hall, Willie, LB, New Orleans 1972-73; Oakland 1975-78
Hannah, Travis, WR, Houston 1993-95
Hardy, Jim, QB, L.A. Rams 1946-48; Chicago Cardinals 1949-51; Detroit 1952
Harlow, Pat, T, New England 1991-95; Oakland 1996-98
Harper, Michael, WR-KR, N.Y. Jets 1986-89
Harris, Cary, CB, Buffalo 2009
Hartwig, Carter, DB, Houston 1979-84
Hayes, Luther, E, San Diego 1961
Hayes, Windrell, WR, N.Y. Jets 2000-01
Hayhoe, Bill, T, Green Bay 1969-74
Haynes, Tommy, S, Dallas 1987
Hendren, Bob, T, Washington 1949-51
Henke, Ed, DE, L.A. Dons 1949; San Francisco 1951-52, 1955-60; St. Louis 1961-63
Henry, Mike, LB, Pittsburgh 1959-61; L.A. Rams 1962-64
Hertel, Rob, QB, Cincinnati 1978; Philadelphia 1980
Hervey, Ed, WR, Dallas 1995
Heywood, Ralph, E, Chicago Rockets 1946; Detroit 1947; Boston Yanks 1948; N.Y. Bulldogs 1949
Hibbs, Jesse, T, Chicago Bears 1931
Hickman, Donnie, G, Washington 1978; Detroit 1978
Hill, Fred, E, Philadelphia 1965-71
Hill, Gary, DB, Minnesota 1965
Hoffman, Bob, B, Washington 1940-41; L.A. Rams 1946-48; L.A. Dons 1949
Hollinquest, Lamont, LB, Washington 1993-94; Green Bay 1996-98
Holmes, Alex, Miami, TE, 2005
Hope, Neil, LB, L.A. Rams 1987
Hopper, Darrel, CB-S, San Diego 1987
Howard, Bill, B, Detroit 1939
Howell, Pat, G, Atlanta 1979-83; Houston 1983-85
Hull, Mike, RB, Chicago 1968-70; Washington 1971-74
Hunter, James, NT, Baltimore 1982

— I —

Ifeanyi, Israel, DE, San Francisco 1996

— J —

Jackson, John, WR, Phoenix 1990-92; Chicago 1996
Jackson, Lawrence, DE, Seattle 2008-09
Jackson, Mel, G, Green Bay 1976-80
Jarrett, Dwayne, WR, Carolina 2007-09
Jessup, Bill, E, San Francisco 1951-52, 1954-58; Denver 1960
Jeter, Gary, DT-DE, N.Y. Giants 1977-82; L.A. Rams 1983-88; New England 1989
Johnson, Dennis, LB, Minnesota 1980-85; Tampa Bay 1985
Johnson, Keyshawn, WR, N.Y. Jets 1996-99; Tampa Bay 2000-03; Dallas 2004-05; Carolina 2006
Johnson, Rob, QB, Jacksonville 1995-97; Buffalo 1998-2001; Tampa Bay 2002; Washington 2003; Oakland 2003
Johnston, Rex, B, Pittsburgh 1960
Jordan, Steve, PK, Indianapolis 1987
Justice, Winston, T, Philadelphia 2006-09

— K —

Kaer, Mort, QB, Frankford 1931
Kalil, Ryan, C, Carolina 2007-09
Kamana, John, RB, L.A. Rams 1984; Atlanta 1987
Katnik, Norm, C, San Francisco 2005; N.Y. Jets 2005-06
Kelly, Brian, CB, Tampa Bay 1998-2007; Detroit 2008
Keneley, Matt, DT, San Francisco 1999
Kirby, Jack, B, Green Bay 1949
Kirner, Gary, T, San Diego 1964-69
Kirtman, David, FB, Seattle 2006-07; San Francisco 2008
Klein, Bob, TE, L.A. Rams 1969-76; San Diego 1977-80
Klenk, Quenton, E, Buffalo Bisons 1946; Chicago Rockets 1947
Knight, Sammy, S, New Orleans 1997-2002; Miami 2003-04; Kansas City 2005-06; Jacksonville 2007; N.Y. Giants 2008
Knutson, Steve, T-G, Green Bay 1976-77; San Francisco 1978
Koart, Matt, DE, Green Bay 1986
Kopp, Jeff, LB, Miami 1995; Jacksonville 1996-98; Baltimore 1998; New England 1999
Krueger, Al, E, Washington 1941-42; L.A. Dons 1946

— L —

Lansdell, Grenny, B, N.Y. Giants 1940
Lapka, Myron, DT, N.Y. Giants 1980; L.A. Rams 1982-83
Lee, Zeph, RB-S, Denver 1987; L.A. Raiders 1987-89
Leggett, Brad, C, New Orleans 1991; Detroit 1992
Leinart, Matt, QB, Arizona 2006-09
Lewis, David, LB, Tampa Bay 1977-81; San Diego 1982; L.A. Rams 1983
Lillywhite, Verl, B, San Francisco 1948-51
Lockwood, Scott, RB, New England 1992-93
Lorch, Karl, DE, Washington 1976-81
Lott, Ronnie, S, San Francisco 1981-90; L.A. Raiders 1991-92; N.Y. Jets 1993-94; Kansas City 1995
Lua, Oscar, LB, New England 2007
Lutui, Taitusi (Deuce), G, Arizona 2006-09

— M —

MacKenzie, Malaefou, RB, Jacksonville 2003
Mahone, Elic, DE, Washington 1995

Maiava, Kaluka, LB, Cleveland 2009
Marderian, Greg, DT, Atlanta 1976
Margucci, Joe, B, Detroit 1947-48
Marinovich, Marv, G, Oakland 1965
Marinovich, Todd, QB, L.A. Raiders 1991-92
Martin, Rod, LB, Oakland-L.A. Raiders 1977-88
Matthews, Bruce, G-C-T, Houston-Tennessee 1983-2001
Matthews, Clay, LB, Cleveland 1978-93; Atlanta 1994-96
Matthews, Clay, LB, Green Bay 2009
Mattos, Grant, WR, San Diego 2003
Matua, Fred, G, Cleveland 2006
Mauluga, Rey, LB, Cincinnati 2009
May, Ray, LB, Pittsburgh 1967-69; Baltimore 1970-72; Denver 1973-75
McCaffrey, Bob, C, Green Bay, 1975
McCall, Don, RB, New Orleans 1967-68, 1970; Pittsburgh 1969
McCormack, Walt, C, San Francisco 1948
McCullough, Earl, WR, Detroit 1968-73; New Orleans 1974
McCullough, Sultan, RB, Washington 2003
McCutcheon, Daylon, CB, Cleveland 1999-2006
McDonald, James, TE, L.A. Rams 1983-84, 1985, 1987; Detroit, 1985
McDonald, Mike, LB, L.A. Rams 1983-84, 1986-91; Detroit 1992
McDonald, Paul, QB, Cleveland 1980-85; Dallas 1986-87
McDonald, Tim, S-CB, St. Louis-Phoenix 1987-92; San Francisco 1993-99
McFoy, Chris, WR, Oakland 2007
McGinest, Willie, DE-LB, New England 1994-2005; Cleveland 2006-08
McGrew, Larry, LB, New England 1980-89; N.Y. Giants 1990
McKay, John, WR, Tampa Bay 1976-78
McKeever, Marlin, TE-LB, L.A. Rams 1961-66, 1971-72; Minnesota 1967; Washington 1968-70; Philadelphia 1973
McNeill, Rod, RB, New Orleans 1974-75; Tampa Bay 1976
McWilliams, Johnny, TE, Arizona 1996-99; Minnesota 2000
Michels, John, T, Green Bay 1996-98
Miller, Billy, WR-TE, Denver 1999-2001; Green Bay 2001; Houston 2002-04; Cleveland 2005; New Orleans 2006-09
Miller, Ron, E, L.A. Rams, 1956
Milton, John, E, Kansas City Cowboys 1924
Mitchell, Dale, LB, San Francisco 1976
Mix, Ron, G, L.A.-San Diego Chargers 1960-69; Oakland 1971
Moala, Fili, DT, Indianapolis 2009
Montgomery, Marv, T, Denver 1971-76; New Orleans 1976-77; Atlanta 1978
Moody, Michael, T, Seattle 1994
Moore, Brent, LB, Green Bay 1987
Moore, Denis, T, Detroit 1967-69
Moore, Kyle, DE, Tampa Bay 2009
Moore, Malcolm, TE, L.A. Rams 1987
Moore, Manfred, RB, San Francisco 1974-75; Tampa Bay 1976; Oakland 1976; Minnesota 1977
Moreno, Zeke, LB, San Diego 2001-04; Philadelphia 2005
Morgan, Boyd, B, Washington 1939-40
Morris, Robert, HB, N.Y. Giants 1947
Morton, Chad, RB, New Orleans 2000; N.Y. Jets 2001-02; Washington 2003-04; N.Y. Giants 2005-06
Morton, Johnnie, WR, Detroit 1994-2001; Kansas City 2002-04; San Francisco 2005
Mosebar, Don, G-C-T, L.A.-Oakland Raiders 1983-95
Moses, Don, B, Cincinnati Reds 1933
Mullins, Gerry, G-T, Pittsburgh 1971-79
Munoz, Anthony, T, Cincinnati 1980-92
Murphy, George, B, L.A. Dons 1949
Murray, Joe, G-T, L.A. Rams 1987
Musick, Jim, B, Boston Braves 1932; Boston Redskins 1933-36

— N —

Naumu, John, B, L.A. Dons 1948
Nelsen, Bill, QB, Pittsburgh 1963-67; Cleveland 1968-72
Nix, Jack, E, San Francisco 1950

— O —

Obradovic, Jim, TE, N.Y. Giants 1975; San Francisco 1976; Tampa Bay 1978-83
Odom, Ricky, DB, Kansas City 1978; San Francisco 1978; L.A. Rams 1979
Ohaleta, Ifeanyi, S, Washington 2001-03; Arizona 2004; Cincinnati 2005
O'Hara, Pat, QB, San Diego 1992
Oliver, Chip, LB, Oakland 1968-69
O'Malley, Jack, T, Green Bay 1970
Ossowski, Ted, T, N.Y. Yankees 1947
Owens, Dan, DE-DT, Detroit 1990-99

— P —

Palmer, Carson, QB, Cincinnati 2003-09
Parker, Artimus, DB, Philadelphia 1974-76; N.Y. Jets 1977
Parker, Larry, WR, Kansas City 1999-2001
Parsons, Earle, B, San Francisco 1946-47
Patterson, Mike, DT, Philadelphia 2005-09
Peete, Rodney, QB, Detroit, 1989-93; Dallas 1994; Philadelphia 1995-98; Washington 1999; Oakland 2000-01; Carolina 2002-04
Peters, Volney, T-DT, Chicago Cardinals 1952-53; Washington 1954-57; Philadelphia 1958; L.A. Chargers 1960; Oakland 1961
Peviani, Bob, G, N.Y. Giants 1953
Phillips, Charles, DB, Oakland 1975-80
Pinckert, Erny, B, Boston Braves 1932; Boston-Washington Redskins 1933-40
Polamalu, Troy, S, Pittsburgh 2003-09
Poole, Will, CB, Miami 2004-05
Powdrell, Ryan, FB, Green Bay 2007
Powell, Marvin, T, N.Y. Jets 1977-85; Tampa Bay 1986-87
Powell III, Marvin, RB, New Orleans 1999
Powers, Jim, B, San Francisco 1950-53
Psaltis, Jim, B, Chicago Cardinals 1953, 1955; Green Bay 1954
Purling, Dave, NT, L.A. Rams 1987

— R —

Raab, Marc, C, Washington 1993; San Diego 1998
 Rachal, Chilo, G, San Francisco 2008-09
 Radovich, Bill, G, Detroit 1938-41, 1945; L.A. Dons 1946-47
 Radovich, Drew, T, Minnesota 2008
 Rae, Mike, QB, Oakland 1976-78; Tampa Bay 1978-79; Washington 1981
 Ramsey, Lajuan, DT, Philadelphia 2006-07; Indianapolis 2008; St. Louis 2009
 Reece, Danny, DB, Tampa Bay 1976-80
 Richard, Kris, CB, Seattle 2002-04; San Francisco 2005
 Riley, Steve, T, Minnesota 1974-84
 Rivers, Keith, LB, Cincinnati 2008-09
 Roberts, C.R., B, San Francisco 1959-62
 Robertson, Bobby, B, Brooklyn 1942
 Rogers, Jacob, T, Dallas 2004-05
 Rorison, Jim, T, Pittsburgh 1938
 Ross, Scott, LB, New Orleans 1991
 Rossovich, Tim, LB, Philadelphia 1968-71; San Diego 1972-73; Houston 1976
 Royster, Mazio, RB, Tampa Bay 1993-94
 Rubke, Karl, C-LB-DT, San Francisco 1957-60, 1962-63, 1965; Minnesota 1961; Atlanta 1966-67; Oakland 1968
 Rucker, Frostee, DE, Cincinnati 2006-09
 Ruettgers, Ken, T, Green Bay 1985-96
 Russell, Darrell, DT, Oakland 1997-2001; Washington 2003
 Ryan, Tim, DE, Chicago 1990-93

— S —

Saenz, Ed, B, Washington 1946-51
 Salata, Paul, E, San Francisco 1949-50; Baltimore 1950; Pittsburgh 1950-51
 Salisbury, Sean, QB, Seattle 1986; Indianapolis 1987; Minnesota 1990-94; San Diego 1996
 Salmon, Mike, S, San Francisco 1996-97
 Sanchez, Mark, QB, N.Y. Jets 2009
 Saunders, Russ, B, Green Bay 1931
 Schmidt, Henry, DT, San Francisco 1959-60; San Diego 1961-64; Buffalo 1965; N.Y. Jets 1966
 Schuhmacher, John, G, Houston 1978-85
 Schultz, William, T-G, Indianapolis 1990-93; Houston 1994; Denver 1995; Chicago 1997
 Scoggins, Eric, LB, San Francisco 1982
 Sears, Jim, DB, Chicago Cardinals 1954, 1957-58; L.A. Chargers 1960; Denver 1960-61
 Seau, Junior, LB, San Diego 1990-2002; Miami 2003-05; New England 2006-09
 Sehorn, Jason, S-CB, N.Y. Giants 1994-2002; St. Louis 2003
 Shaw, Jesse, G, Chicago Cardinals 1931
 Shaw, Nate, DB, L.A. Rams 1969-70
 Shea, Pat, G, San Diego 1962-65
 Sherman, Rod, WR, Oakland 1967, 1969-71; Cincinnati 1968; Denver 1972; L.A. Rams 1973
 Shipp, Joe, TE, Buffalo 1979
 Simmons, Jeff, WR, L.A. Rams 1983
 Simpson, O.J., RB, Buffalo 1969-77; San Francisco 1978-79
 Sims, Jimmy, LB, Tampa Bay 1976
 Slaton, Tony, C-G, L.A. Rams 1984-89
 Slough, Greg, LB, Oakland 1971-72
 Smith, Dennis, S, Denver 1981-94
 Smith, Ernie, T, Green Bay 1935-37, 1939
 Smith, Harry, T, Detroit 1940
 Smith, Jeff, LB, N.Y. Giants 1966-67
 Smith, Sid, T-C, Kansas City 1970-72; Houston 1974
 Smith, Steve, WR, N.Y. Giants 2007-09
 Smith, Tody, DE-DT, Dallas 1971-72; Houston 1973-76; Buffalo 1976
 Sohn, Ben, G, N.Y. Giants 1941
 Soward, R. Jay, WR, Jacksonville 2000
 Spears, Ernest, S, New Orleans 1990
 Spencer, Todd, RB, Pittsburgh 1984-85; San Diego 1987
 Steele, Markus, LB, Dallas 2001-03
 Steponovich, Tony, G, Minneapolis 1930; Frankford 1930
 Stonebraker, John, E, Green Bay 1942
 Strother, Deon, RB, Denver 1994
 Strong, Frank, S, San Francisco 2002
 Svihus, Bob, T, Oakland 1965-70; N.Y. Jets 1971-72
 Swann, Lynn, WR, Pittsburgh 1974-82
 Sweeney, Calvin, WR, Pittsburgh 1980-87

— T —

Tatupu, Lofa, LB, Seattle 2005-09
 Tatupu, Mosi, RB, New England 1978-90; L.A. Rams 1991
 Taylor, Mike, T, Pittsburgh 1968-69; New Orleans 1969-70; Washington 1971; St. Louis 1973
 Thomas, Kelly, T, Tampa Bay 1983-84; L.A. Rams 1987
 Thomas, Skip, DB, Oakland 1972-78
 Thomas, Terrell, CB, N.Y. Giants 2008-09
 Thurman, Dennis, DB, Dallas 1978-85; St. Louis 1986
 Thurman, Junior, CB-S, New Orleans 1987
 Timberlake, George, C, Green Bay 1955
 Tinsley, Scott, QB, Philadelphia 1987
 Tipton, Howard, B, Chicago Cardinals 1933-37
 Tonelli, Amerigo (Tony), C, Detroit 1939
 Traynham, Jerry, B, Denver 1961
 Tucker, Mark, C-G, Phoenix/Arizona 1993-94
 Turner, Patrick, WR, Miami 2009

— U —

Udeze, Kenechi, DE, Minnesota 2004-08

— V —

Van Doren, Bob, E, San Francisco 1953
 Van Horne, Keith, T, Chicago 1981-93
 Vasicek, Vic, G, Buffalo Bills 1949; L.A. Rams 1950
 Vella, John, G-T, Oakland 1972-79; Minnesota 1980
 Vellone, Jim, G, Minnesota 1966-70
 Verry, Norman, T, Chicago Rockets 1946-47
 Viltz, Theo, DB, Houston 1966

— W —

Wagner, Lowell, B, N.Y. Yankees 1946-48; San Francisco 1949-53, 1955
 Walker, Glen, P, L.A. Rams 1977-78
 Walker, John, CB, Houston 2006
 Ward, John, T, Frankford 1930; Minneapolis 1930
 Ware, Timmie, WR, San Diego 1986-87; L.A. Raiders 1989
 Washington, Chauncey, RB, Jacksonville 2008; Dallas 2009; N.Y. Jets 2009
 Washington, Dave, E, Denver 1968
 Watts, Elbert, CB, Green Bay 1986
 Weaver, Charlie, LB, Detroit 1971-81; Washington 1981
 Wehba, Ray, E, Brooklyn 1943; Green Bay 1944
 Wellman, Gary, WR, Houston 1992-94
 West, Pat, B, Cleveland-L.A. Rams 1944-48; Green Bay 1948
 West, Troy, S, Philadelphia 1987
 White, Charles, RB, Cleveland 1980-84; L.A. Rams 1985-88
 White, LenDale, RB, Tennessee 2006-09
 Williams, Brian, LB, Green Bay 1995-2000; Detroit 2001-02
 Williams, Eric, LB, St. Louis 1977-82; L.A. Rams 1982-83; San Diego 1984
 Williams, John, B, Washington 1952-53; San Francisco 1954
 Williams, Kevin, WR, Baltimore 1981
 Williams, Kyle, T, Seattle 2008-09
 Williams, Mike, WR, Detroit 2005-06; Oakland 2007; Tennessee 2007
 Williams, Thomas, LB, Jacksonville 2008; New England 2009
 Willig, Matt, T-G, N.Y. Jets 1993-96; Atlanta 1997; Green Bay 1998; San Francisco 2000-02; Carolina 2003-04; St. Louis 2005
 Wilson, Ben, RB, L.A. Rams 1963-65; Green Bay 1967
 Winans, Jeff, DT-T-G, Buffalo 1973-75; New Orleans 1976; Oakland 1976; Tampa Bay 1977-78
 Winslow, Bob, E, Brooklyn 1940; Detroit 1940
 Winston, Lloyd, RB, San Francisco 1962-63
 Wojcik, Greg, DT, L.A. Rams 1971; San Diego 1972-73
 Wood, Richard, LB, N.Y. Jets 1975; Tampa Bay 1976-84
 Wood, Willie, DB, Green Bay 1960-71
 Wright, Manuel, DT, Miami 2005; N.Y. Giants 2007

— Y —

Yary, Ron, T, Minnesota 1968-82; L.A. Rams 1982
 Young, Adrian, LB, Philadelphia 1968-72; Detroit 1972; Chicago 1973
 Young, Charle, TE, Philadelphia 1973-76; L.A. Rams, 1977-79; San Francisco 1980-82; Seattle 1983-85

Trojans in Pro Football Hall of Fame

PLAYERS (YRS. LETTERED)	YEAR INDUCT.	POS.	PRO TEAMS
Marcus Allen (1978-81)	2003	RB	Los Angeles Raiders, 1982-92 Kansas City Chiefs, 1993-97
Red Badgro (1924-25-26)	1981	E	New York Yankees, 1927 New York Giants, 1930-35 Brooklyn Dodgers, 1936
Frank Gifford (1949-50-51)	1977	B	New York Giants, 1952-60, 1962-64
Ronnie Lott (1977-78-79-80)	2000	DB	San Francisco 49ers, 1981-90 Los Angeles Raiders, 1991-92 New York Jets, 1993-94 Kansas City Chiefs, 1995
Bruce Matthews (1980-81-82)	2007	OG-OT-C	Houston Oilers/Tennessee Titans, 1983-2001
Ron Mix (1957-58-59)	1979	OT	San Diego Chargers, 1960-69 Oakland Raiders, 1971
Anthony Munoz (1976-77-78-79)	1998	OT	Cincinnati Bengals, 1980-92
O.J. Simpson (1967-68)	1985	RB	Buffalo Bills, 1969-77 San Francisco 49ers, 1978-79
Lynn Swann (1971-72-73)	2001	WR	Pittsburgh Steelers, 1974-82
Willie Wood (1957-58-59)	1989	DB	Green Bay Packers, 1960-71
Ron Yary (1965-66-67)	2001	OT	Minnesota Vikings, 1968-82 Los Angeles Rams, 1982
ASSISTANT COACHES (YRS. COACHED)			
Al Davis (1957-59)	1992	Owner	Oakland-Los Angeles Raiders
Joe Gibbs (1969-70)	1996	Coach	Washington Redskins
Mel Hein (1951-65)	1963	C	New York Giants, 1931-45



TROJANS IN THE NFL DRAFT

Listing includes NFL drafts from 1936-2010 (which followed the 1935-2009 collegiate seasons). From 1960-1966, both the NFL and AFL had drafts and this listing includes both drafts because the AFL later merged with the NFL. (F) indicates "future selection," based on an old NFL rule prior to 1967 in which a player could be chosen if his class had graduated, even if he hadn't completed his eligibility (he could be drafted after his fourth year and his rights would remain with the team which selected him even if he didn't sign for a year). The AFL held a separate "redshirt" (or futures) draft in 1965-1966 and it is also included in this listing.

First round draft picks are listed in CAPITAL LETTERS. The "overall draft selection" figures were not available for the 1960 to 1966 AFL drafts, however players are listed in correct order of selection in those years (also, no round-by-round records were available for the 1960 AFL draft). The positions listed are those projected by the pros at the time of selection.

List compiled with the assistance of Beau Riffenburgh, NFL Properties.

Round	Player	Pos.	Team	Overall Draft Selection
1937--1				
10	Gil Kuhn	T	Brooklyn Dodgers	93
1939--4				
10	Ray George	T	Lions	87
14	Bob Hoffman	B	Redskins	128
18	Boyd Morgan	B	Redskins	168
19	Amerigo (Tony) Tonelli	B	Lions	177
(Note: Hoffman's selection was later declared void because he still had eligibility remaining. However, he was picked again by the Redskins in 1940.)				
1940--9				
1	DOYLE NAVE	B	Lions	6
1	GRENNY LANSDALL	B	Giants	10
3	Bill Fisk	E	Lions	21
5	Harry Smith	G	Lions	36
7	Bob Winslow	E	Lions	56
9	Bob Hoffman	B	Redskins	78
11	Howard Stoecker	T	Redskins	98
12	Phil Gaspar	T	Packers	109
13	Ambrose Schindler	B	Packers	119
1941--4				
7	Al Krueger	E	Redskins	60
9	Ben Sohn	G	Giants	76
11	Bobby Peoples	B	Giants	96
12	Jack Banta	B	Redskins	110
1942--2				
1	BOBBY ROBERTSON	B	Brooklyn Dodgers	7
10	Bob deLauer	T	Cleveland Rams	82
1943--4				
9	Norm Verry	T	Packers	78
17	Ron Thomas	G	Packers	158
20	Bill Bledsoe	E	Brooklyn Dodgers	183
32	Ken Roskie	B	Packers	298
1944--12				
3	Ralph Heywood	E	Lions	19
3	Earl Audet	T	Redskins	23
6	Mickey McCardle	B	Packers	49
8	Bob Musick	B	Boston Yanks	76
12	Earl Parsons	B	Eagles	118
16	Doug Essick	E	Brooklyn Dodgers	155
16	John Aguirre	T	Cleveland Rams	163
18	Don Willer	T	Brooklyn Dodgers	177
19	Howard Callanan	B	Brooklyn Dodgers	188
20	Paul Taylor	B	Bears	205
23	Dick Jamison	T	Bears	238
25	Dick Manning	B	Brooklyn Dodgers	254
1945--9				
1	JIM HARDY	QB	Redskins	8
15	Eddie Saenz	B	Redskins	150
18	Quenton Klenk	T	Eagles	184
23	Wally Crittenden	B	Brooklyn Dodgers	232
25	Jerry Whitney	B	Brooklyn Dodgers	255
27	Hal Finney	B	Brooklyn Dodgers	275
28	Pat West	B	Cleveland Rams	290
28	Milford Dreblow	B	Redskins	292
30	Joe Wolf	C	Giants	317

1946--10				
1	LEO RIGGS	B	Eagles	7
3	Gordon Gray	E	Eagles	23
6	John Ferraro	T	Packers	46
7	Bob Hendren	T	Redskins	59
8	George Callanan	B	Redskins	69
15	Harry Adelman	E	Redskins	139
18	Bob Morris	B	Giants	165
19	Joe Bradford	C	Packers	176
21	John Pehar	T	Redskins	199
29	Jay Perrin	T	LA Rams	280
1947--4				
5	Gordon Gray	B	LA Rams	33
6	Mike Garzoni	G	Redskins	39
16	Jim Callanan	E	Packers	141
17	Don Hardy	E	LA Rams	153
1948--5				
9	Don Doll	B	Lions	67
10	Paul Cleary	E	Lions	77
21	Dean Dill	B	Lions	187
24	Walt McCormick	C	Giants	216
28	George Schutte	T	Lions	257
1949--4				
13	Ed Henke	T	Redskins	128
20	Ollie Fletcher	E	Redskins	198
21	Lou Futrell	B	Eagles	211
22	John Kordich	B	Packers	214
1950--7				
11	Jay Roundy	B	Rams	137
12	Don Burke	B	49ers	153
20	Jack Nix	E	49ers	257
23	Jim Bird	T	Rams	298
26	Jim Powers	B	49ers	335
27	Bill Martin	B	Eagles	352
30	Bob Stillwell	E	49ers	387
1951--5				
10	Paul Salata	E	Steelers	118
11	Bill Jessup	E	49ers	126
13	Volney Peters	T	Chicago Cardinals	151
16	Hal Hatfield	E	Eagles	188
26	Johnny Williams	B	Redskins	304
1952--5				
1	FRANK GIFFORD	B	Giants	11
11	Pat Cannamela	G	Dallas Texans	122
16	Bob Hooks	E	Rams	193
17	Al Baldock	E	49ers	201
22	Dean Schneider	B	Boston Yanks	254
1953--15				
1	AL CARMICHAEL	B	Packers	7
2	Jim Psaltis	B	Chicago Cardinals	15
2	Rudy Bukich	QB	Rams	24
4	Charlie Ane	T	Lions	49
5	Bob Van Doren	E	Browns	59
6	Jim Sears	B	Colts	62
6	Bob Peviani	G	Giants	69
12	Elmer Willhoite	G	Browns	143
22	Ed Pucci	G	Redskins	256
26	Walt Ashcraft	T	Redskins	304
26	George Bozanic	B	Packers	307
27	Lou Welsh	C	Rams	324
28	Bob Buckley	B	Redskins	328
29	Don Stillwell	E	49ers	345
30	Al Barry	G	Packers	355
1954--6				
3	George Timberlake	G	Packers	27
3	Tom Nickloff	E	Rams	32
7	Charley Weeks	T	Rams	82
11	John Skocko	E	49ers	131
16	Des Koch	B	Packers	183
30	Jim Gibson	T	Giants	353
1955--7				
2	Lindon Crow	B	Chicago Cardinals	14
4	Ed Fouch	T	Rams	43
5	Mario DaRe	T	Chicago Cardinals	50
5	Aramis Dandoy	B	Browns	61
7	Frank Clayton	B	Rams	79
25	Frank Pavich	G	Eagles	297
29	Bing Bordier	E	Redskins	340

1956--3

2	Leon Clarke	E	Rams	14
7	Chuck Griffith	E	Browns	85
9	Gordy Duvall	B	Packers	104

1957--5

1	JON ARNETT	B	Rams	2
5	Dick Enright	G	Rams	56
5	Karl Rubke	C	49ers	57
8	George Belotti	C	Packers	87
27	Frank Hall	B	Eagles	314

1958--7

6	Henry Schmidt	T	49ers	71
9	Mike Henry	T	Steelers	100
14	C.R. Roberts	B	Giants	166
17	Walt Gurasich	G	Lions	205
19	Dick Dorsey	E	Rams	224
26	Hillard Hill	E	49ers	311
27	Dick Bronson	T	Giants	321

1959--3

4	Monte Clark	T	49ers	41
18	John Seinturier	T	Steelers	211
26	Joe Chuha	C	Chicago Cardinals	303

1960 NFL--5

1	RON MIX	T	Colts	10
6	Al Bansasage	G	Colts	71
7	John Wilkins	T	Eagles	81
17	Jim Hanna	E	Bears	201
20	Angelo Coia	HB	Bears	237

1960 AFL--8

1	Ron Mix	T	Patriots	
	Jim Conroy	FB	Bills	
	Jim Hanna	E	Bills	
	Clark Holden	HB	Dallas Texans	
	John Wilkins	T	Broncos	
	Don Mattson	T	Oilers	
	Al Bansasage	G	Minneapolis	
	Angelo Coia	HB	New York Titans	

1961 NFL--5

1	MARLIN McKEEVER	LB	Rams	4
4	Dan Ficca	G	Eagles	53
10	Luther Hayes	E	Eagles	140
13	Mike McKeever	LB	Rams	172
19	Ben Charles	QB	Bears	257

1961 AFL--4

3	Marlin McKeever	E-LB	Chargers	
27	Luther Hayes	E	Chargers	
29	Dan Ficca	T	Chargers	
30	Mike McKeever	G	Chargers	

1962 NFL--4

3	Jim Bates	E	Bears	32
5 (F)	Ben Wilson	FB	Rams	68
6	Mike Bundra	T	Lions	80
12	Marv Marinovich	T	Rams	156

1962 AFL--4

6	Frank Buncom	LB	Chargers	
14	Jim Bates	HB-E	Chargers	
28 (F)	Ben Wilson	FB	Chargers	
34 (F)	Ben Charles	QB	Bills	

1963 NFL--2

10	Bill Nelsen	QB	Steelers	136
15 (F)	Lynn Reade	T	Browns	205

1964 NFL--4

1	PETE BEATHARD	QB	Lions	5
2	Hal Bedsole	E	Vikings	19
3	Willie Brown	B	Rams	32
18 (F)	Theo Viltz	DB	Cowboys	241

1964 AFL--5

1	PETE BEATHARD	QB	Chiefs	
5	Gary Kirner	T	Chargers	
6	Willie Brown	B	Chargers	
8	Hal Bedsole	E	Chiefs	
15 (F)	Mike Giers	T	Raiders	

1965 NFL--6

4	Fred Hill	E	Eagles	48
4	Bob Svihus	T	Cowboys	53
11 (F)	John Thomas	E	Vikings	148
15	Mike Giers	T	Giants	197
17 (F)	Ed Blecksmith	B	Rams	233
20	Craig Fertig	QB	Steelers	270

1965 AFL--2

3	Bob Svihus	T	Raiders	
16	Fred Hill	E	Raiders	

1965 AFL Redshirt--1

5 (F)	John Thomas	E	Chiefs	
-------	-------------	---	--------	--

1966 NFL--7

2	Mike Garrett	HB	Rams	18
4 (F)	Rod Sherman	FL	Colts	54
10	Jeff Smith	LB	Giants	151
13 (F)	Ed King	LB	Packers	198
14 (F)	Denis Moore	T	Lions	211
19 (F)	Homer Williams	FL	Rams	277
19	Dave Moton	E	Packers	288

1966 AFL--1

20	Mike Garrett	HB	Chiefs	
----	--------------	----	--------	--

1966 AFL Redshirt--3

1 (F)	ROD SHERMAN	FL	Raiders	
9 (F)	Ed King	LB	Bills	
11 (F)	Denis Moore	T	Chiefs	

1967--5

4	Ray May	LB	Steelers	89
5	Don McCall	HB	Saints	108
5	Nate Shaw	DB	Rams	122
10	Jerry Hayhoe	G	Lions	245
13	Jim Homan	G	Steelers	324

1968--11

1	RON YARY	T	Vikings	1
1	MIKE TAYLOR	T	Steelers	10
1	TIM ROSSOVICH	DE	Eagles	14
1	MIKE HULL	RB	Bears	16
1	EARL McCULLOUGH	E	Lions	24
3	Adrian Young	LB	Eagles	68
4	Dennis Crane	DT	Redskins	94
4	Gary Magner	DT	Jets	101
11	Ralph Oliver	LB	Raiders	298
17	Steve Grady	RB	Broncos	438
17	Jim Ferguson	LB	Saints	439

1969--8

1	O.J. SIMPSON	RB	Bills	1
1	BOB KLEIN	TE	Rams	21
5	Bill Hayhoe	DT	Packers	116
6	Bob Miller	TE	Saints	138
8	Jim Lawrence	FL	Saints	189
12	Jack O'Malley	T	49ers	302
12	Mike Battle	DB	Jets	311
13	Wilson Bowie	RB	Lions	320

1970--9

1	AL COWLINGS	DE	Bills	5
1	SID SMITH	T	Chiefs	26
5	Gary McArthur	T	49ers	113
6	Sandy Durko	DB	Bengals	138
6	Tony Terry	DT	Lions	149
7	Gary Orcutt	WR	Falcons	169
8	Mike Holmgren	QB	Cardinals	201
13	Jim Gunn	DB	Bears	314
17	Don Crenshaw	DB	Rams	438

1971--10

1	MARV MONTGOMERY	T	Broncos	12
1	TODY SMITH	DE	Cowboys	25
2	Charlie Weaver	LB	Lions	48
3	Sam Dickerson	WR	49ers	55
4	Gerry Mullins	TE	Steelers	86
4	Clarence Davis	RB	Raiders	97
6	Greg Slough	LB	Raiders	149
6	Herman Franklin	WR	Lions	152
7	Bob Chandler	WR	Bills	160
14	Charles Evans	RB	Giants	356

1972--6

2	Willie Hall	LB	Saints	31
2	John Vella	T	Raiders	43
7	Alonzo Thomas	DB	Raiders	176
17	Lou Harris	RB	Broncos	420
17	Kent Carter	LB	Cardinals	422
17	Bill Holland	RB	Falcons	431

1973--10

1	CHARLIE YOUNG	TE	Eagles	6
1	SAM CUNNINGHAM	RB	Patriots	11
1	PETE ADAMS	T	Browns	22
2	Jeff Winans	DT	Bills	32
4	Allen Gallaher	T	Patriots	82
5	Edesel Garrison	WR	Oilers	105
7	John Grant	DE	Broncos	166
8	Mike Rae	QB	Raiders	205
9	Karl Lorch	DE	Dolphins	234
17	Michael Ryan	G	Raiders	439

1974--9

1	LYNN SWANN	WR	Steelers	21
1	STEVE RILEY	T	Vikings	25
4	Rod McNeill	RB	Saints	88
6	Booker Brown	G	Oilers	154
8	Monte Doris	LB	Packers	194
9	Manfred Moore	RB	49ers	216
12	James Sims	DB	Giants	288
12	Artimus Parker	DB	Eagles	297
15	Charles Anthony	LB	Chargers	366

TROJANS IN THE NFL DRAFT

1975--14

2	Anthony Davis	RB	Jets	37
2	Charles Phillips	DB	Raiders	45
2	Bill Bain	G	Packers	47
2	Art Riley	DT	Vikings	52
3	Richard Wood	LB	Jets	68
4	Allen Carter	RB	Patriots	86
7	Jim Obradovich	TE	Giants	158
7	Pat Haden	QB	Rams	176
10	Otha Bradley	DT	Chargers	242
11	Marvin Cobb	DB	Bengals	276
13	Dale Mitchell	LB	49ers	322
16	Steve Knutson	T	Falcons	393
16	Johnny McKay	WR	Browns	394
16	Bob McCaffrey	C	Packers	400

1976--4

3	Danny Reece	DB	Bengals	69
8	Joe Davis	G	Jets	211
12	Melvin Jackson	G	Packers	328
16	Doug Hogan	DB	Raiders	454

1977--14

1	RICKY BELL	RB	Buccaneers	1
1	MARVIN POWELL	T	Jets	4
1	GARY JETER	DT	Giants	5
2	Dave Lewis	LB	Buccaneers	29
5	Shelton Diggs	WR	Falcons	120
5	Donnie Hickman	G	Rams	130
6	Vince Evans	QB	Bears	140
6	Mike Burns	DB	49ers	141
7	Kenny Randle	WR	Browns	173
7	Ron Bush	DB	Chargers	181
8	Eric Williams	LB	Cardinals	216
8	Clint Strozier	DB	Vikings	222
11	Dave Farmer	RB	Falcons	287
12	Rod Martin	LB	Raiders	317

1978--9

1	CLAY MATTHEWS	LB	Browns	12
2	Bill Gay	TE	Broncos	55
5	Rob Hertel	QB	Bengals	131
7	Ricky Odom	DB	Chiefs	168
7	Mario Celotto	LB	Bills	171
8	Mosi Tatupu	RB	Patriots	215
11	Walt Underwood	DE	Bears	298
11	Dennis Thurman	DB	Cowboys	306
12	John Schuhmacher	G	Oilers	322

1979--8

2	Pat Howell	G	Falcons	49
4	Lynn Cain	RB	Falcons	100
4	Calvin Sweeney	WR	Steelers	110
5	Larry Brazziel	DB	Colts	115
5	Rich Dimler	DT	Browns	124
6	Tim Lavender	DB	Cowboys	155
8	Carter Hartwig	DB	Oilers	214
9	Garry Cobb	LB	Cowboys	247

1980--9

1	ANTHONY MUNOZ	T	Bengals	3
1	BRAD BUDDÉ	G	Chiefs	11
1	CHARLES WHITE	RB	Browns	27
2	Larry McGrew	LB	Patriots	45
3	Myron Lapka	DT	Giants	64
4	Raymond Butler	WR	Colts	88
4	Dennis Johnson	LB	Vikings	92
4	Paul McDonald	QB	Browns	109
6	Chris Foote	C	Colts	144

1981--9

1	RONNIE LOTT	DB	49ers	8
1	KEITH VAN HORNE	T	Bears	11
1	DENNIS SMITH	DB	Broncos	15
3	Hoby Brenner	TE	Saints	71
7	Kevin Williams	WR	Saints	167
7	Jeff Fisher	DB	Bears	177
7	Steve Busick	LB	Broncos	181
9	James Hunter	TE	Steelers	239
12	Eric Scoggins	LB	Colts	315

1982--5

1	CHIP BANKS	LB	Browns	3
1	MARCUS ALLEN	RB	Raiders	10
1	ROY FOSTER	OG	Dolphins	24
9	Dennis Edwards	DT	Bills	245
10	Joe Turner	DB	Bears	257

1983--11

1	BRUCE MATTHEWS	OG	Oilers	9
1	JOEY BROWNER	DB	Vikings	19
1	DON MOSEBAR	OT	Raiders	26
3	George Achica	NG	Colts	57
4	August Curley	LB	Lions	94
4	Kelly Thomas	OT	Buccaneers	99
5	Riki Gray	LB	49ers	117
5	Byron Darby	LB	Eagles	120
7	Jeff Simmons	WR	Rams	171
8	Troy West	DB	Rams	200
12	John Harvey	DT	Packers	327

1984--4

2	Keith Browner	LB	Buccaneers	30
3	Fred Cornwell	TE	Cowboys	81
6	Tony Slaton	C	Bills	155
11	Michael Harper	RB	Rams	293

1985--5

1	DUANE BICKETT	LB	Colts	5
1	KEN RUETTIGERS	OT	Packers	7
3	Jack Del Rio	LB	Saints	68
5	Brian Luft	DT	Jets	124
9	Mark Boyer	TE	Colts	229

1986--9

1	JAMES FITZPATRICK	OT	Chargers	13
5	Matt Koart	DT	Packers	125
5	Matt Johnson	DB	Chargers	133
5	Tony Colorito	NT	Broncos	134
9	Brent Moore	DT	Packers	236
9	Elbert Watts	DB	Rams	243
9	Zeph Lee	RB	Raiders	246
10	Joe Cormier	TE	Vikings	259
10	Garrett Braeland	LB	Rams	273

1987--4

2	Tim McDonald	DB	Cardinals	34
2	Jeff Bregel	OG	49ers	37
2	Louis Brock	DB	Chargers	53
8	Ron Brown	LB	Chargers 204	

1988--2

1	DAVE CADIGAN	OT	Jets	8
2	Marcus Cotton	LB	Falcons	28

1989--5

4	Erik Affholter	WR	Redskins	110
6	Rodney Peete	QB	Lions	141
7	Chris Hale	DB	Bills	193
8	Paul Green	TE	Broncos	208
12	Derrell Marshall	OT	Bills	332

1990--10

1	JUNIOR SEAU	LB	Chargers	5
1	MARK CARRIER	DB	Bears	6
2	Dan Owens	DE	Lions	35
3	Tim Ryan	DT	Bears	61
4	Bill Schultz	OT	Colts	94
5	Leroy Holt	FB	Dolphins	137
7	Scott Galbraith	TE	Browns	178
7	Aaron Emanuel	TB	Giants	191
8	Brad Leggett	C	Broncos	219
10	Ernest Spears	DB	Saints	267

(Note: Seau and Carrier were selected as juniors.)

1991--8

1	PAT HARLOW	OT	Patriots	11
1	TODD MARINOVICH	QB	Raiders	24
3	Ricky Ervins	TB	Redskins	76
5	Gary Wellman	WR	Oilers	129
7	Mark Tucker	C	Falcons	186
9	Don Gibson	NT	Broncos	227
10	Pat O'Hara	QB	Buccaneers	260
11	Scott Ross	LB	Saints	293

(Note: Marinovich was selected as a redshirt sophomore.)

1992--5

2	Kurt Barber	LB	Jets	42
7	Calvin Holmes	DB	Redskins	196
8	Scott Lockwood	RB	Patriots	204
10	Raoul Spears	RB	Dolphins	267
11	Mazio Royster	RB	Buccaneers	284

(Note: Royster was selected as a junior.)

1993--3

1	CURTIS CONWAY	WR	Bears	7
4	Travis Hannah	WR	Oilers	102
8	Lamont Hollinquest	LB	Redskins	212

(Note: Conway was selected as a junior.)

1994--4

1	WILLIE MCGINEST	DE	Patriots	4
1	JOHNNIE MORTON	WR	Lions	21
2	Jason Sehorn	DB	Giants	59
4	Bradford Banta	TE	Colts	106

1995--6

1	TONY BOSELLI	OT	Jaguars	2
3	Brian Williams	LB	Packers	73
4	Rob Johnson	QB	Jaguars	99
5	Edward Hervey	WR	Cowboys	166
6	Jeff Kopp	LB	Dolphins	194
7	Cole Ford	PK	Steelers	247

1996--6

1	KEYSHAWN JOHNSON	WR	Jets	1
1	JOHN MICHELS	T	Packers	27
2	Israel Ifeanyi	DE	49ers	46
3	Johnny McWilliams	TE	Cardinals	64
4	Norberto Garrido	T	Panthers	106
7	Kyle Wachholtz	QB	Packers	240

1997--4

1	DARRELL RUSSELL	DT	Raiders	2
2	John Allred	TE	Bears	38
7	Matt Keneley	DT	Giants	208
7	Chris Miller	WR	Packers	213

(Note: Russell was selected as a junior.)

1998--1

2	Brian Kelly	DB	Buccaneers	45
---	-------------	----	------------	----

1999--5

1	CHRIS CLAIBORNE	LB	Lions	9
3	Daylon McCutcheon	DB	Browns	62
4	Larry Parker	WR	Chiefs	108
6	Rashard Cook	DB	Bears	184
7	Billy Miller	WR	Broncos	218

(Note: Claiborne was selected as a junior.)

2000--5

1	R. JAY SOWARD	WR	Jaguars	29
2	Travis Claridge	OT	Falcons	37
5	Windrell Hayes	WR	Jets	143
5	Chad Morton	RB	Saints	166
6	David Gibson	DB	Buccaneers	193

2001--3

4	Markus Steele	LB	Cowboys	122
5	Zeke Moreno	LB	Chargers	139
7	Ennis Davis	DT	Saints	221

2002--2

3	Kris Richard	DB	Seahawks	85
6	Chris Cash	DB	Lions	175

2003--5

1	CARSON PALMER	QB	Bengals	1
1	TROY POLAMALU	DB	Steelers	16
3	Justin Fargas	RB	Raiders	96
6	Kareem Kelly	WR	Saints	203
7	Malaefou MacKenzie	RB	Jaguars	218

2004--4

1	KENECHI UDEZE	DE	Vikings	20
2	Jacob Rogers	OT	Cowboys	52
2	Keary Colbert	WR	Panthers	62
4	Will Poole	DB	Dolphins	102

(Note: Udeze was selected as a junior; also, Mike Williams applied for the draft as a second-year sophomore based on a court ruling, but was not selected because of a stay on that ruling.)

2005--5

1	MIKE WILLIAMS	WR	Lions	10
1	MIKE PATTERSON	DT	Eagles	31
2	Shaun Cody	DT	Lions	37
2	Lofa Tatupu	LB	Seahawks	45
7	Matt Cassel	QB	Patriots	230

(Note: Williams and Tatupu were selected as juniors; Williams sat out 2004 season while not NCAA eligible after signing with an agent; Manuel Wright was a fifth round selection in the 2005 NFL supplemental draft as a sophomore.)

2006--11

1	REGGIE BUSH	TB	Saints	2
1	MATT LEINART	QB	Cardinals	10
2	Winston Justice	OT	Eagles	39
2	Taitusi Lutui	OG	Cardinals	41
2	LenDale White	TB	Titans	45
3	Frostee Rucker	DE	Bengals	91
3	Dominique Byrd	TE	Rams	93
4	Darnell Bing	DB	Raiders	101
5	David Kirtman	FB	Seahawks	163
6	LaJuan Ramsey	DT	Eagles	204
7	Fred Matua	OG	Lions	217

(Note: Bush, Justice, White, Bing and Matua were selected as juniors.)

2007--5

2	Dwayne Jarrett	WR	Panthers	45
2	Steve Smith	WR	Giants	51
2	Ryan Kalil	C	Panthers	59
5	Dallas Sartz	LB	Redskins	143
7	Oscar Lua	LB	Patriots	211

(Note: Jarrett was selected as a junior.)

2008--10

1	SEDRICK ELLIS	DT	Saints	7
1	KEITH RIVERS	LB	Bengals	9
1	SAM BAKER	OT	Falcons	21
1	LAWRENCE JACKSON	DE	Seahawks	28
2	Chilo Rachal	OG	49ers	39
2	Fred Davis	TE	Redskins	48
2	Terrell Thomas	CB	Giants	63
5	John David Booty	QB	Vikings	137
5	Thomas Williams	LB	Jaguars	155
7	Chauncey Washington	TB	Jaguars	213

(Note: Rachal was selected as a junior.)

2009--11

1	MARK SANCHEZ	QB	Jets	5
1	BRIAN CUSHING	LB	Texans	15
1	CLAY MATTHEWS	LB	Packers	26
2	Rey Maulaluga	LB	Bengals	38
2	Fili Moala	DT	Colts	79
3	Patrick Turner	WR	Dolphins	87
4	Kaluka Maiava	LB	Browns	104
4	Kyle Moore	DE	Buccaneers	117
5	David Buehler	PK	Cowboys	172
6	Cary Harris	CB	Bills	183
6	Kevin Ellison	S	Chargers	189

(Note: Sanchez was selected as a junior.)

2010--7

2	Taylor Mays	S	49ers	49
2	Charles Brown	OT	Saints	64
3	Damian Williams	WR	Titans	73
3	Kevin Thomas	CB	Colts	94
4	Everson Griffen	DE	Vikings	100
4	Joe McKnight	TB	Jets	112
6	Anthony McCoy	TE	Seahawks	185

(Note: Williams, Griffen and McKnight were selected as juniors.)

Trojans in the Super Bowl

1967 (I)	Willie Wood (Green Bay) Mike Garrett (Kansas City) Pete Beathard (Kan. City)	1986 (XX)	Keith Van Home (Chicago) Mosi Tatupu (New England) Larry McGrew (New Eng.)
1968 (II)	Willie Wood (Green Bay) Ben Wilson (Green Bay) Rod Sherman (Oakland) Bob Svihus (Oakland)	1987 (XXI)	Tony Colorito (Denver) Dennis Smith (Denver)
1969 (III)	None	1988 (XXII)	Dennis Smith (Denver)
1970 (IV)	Mike Garrett (Kansas City) Ron Yary (Minnesota) Jim Vellone (Minnesota)	1989 (XXIII)	Anthony Munoz (Cincinnati) Ronnie Lott (San Francisco) Riki (Gray) Ellison (San Fran.)
1971 (V)	Ray May (Baltimore)	1990 (XXIV)	Ronnie Lott (San Francisco) Dennis Smith (Denver) Paul Green (Denver)
1972 (VI)	Tody Smith (Dallas)	1991 (XXV)	Lawrence McGrew (NY Giants)
1973 (VII)	Mike Hull (Washington)	1992 (XXVI)	Ricky Ervins (Washington) Chris Hale (Buffalo)
1974 (VIII)	Ron Yary (Minnesota)	1993 (XXVII)	Chris Hale (Buffalo)
1975 (IX)	Ron Yary (Minnesota) Steve Riley (Minnesota) Lynn Swann (Pittsburgh) Gerry Mullins (Pittsburgh)	1994 (XXVIII)	Scott Galbraith (Dallas)
1976 (X)	Lynn Swann (Pittsburgh), <i>Most Valuable Player</i> Gerry Mullins (Pittsburgh) Clarence Davis (Oakland)	1995 (XXIX)	Derrick Deese (San Fran.) Tim McDonald (San Fran.) Junior Seau (San Diego)
1977 (XI)	Willie Hall (Oakland) Manfred Moore (Oakland) Charles Phillips (Oakland) Mike Rae (Oakland) Alonzo Thomas (Oakland) John Vella (Oakland) Steve Riley (Minnesota) Ron Yary (Minnesota)	1996 (XXX)	Edward Hervey (Dallas)
1978 (XII)	John Grant (Denver)	1997 (XXXI)	John Michels (Green Bay) Brian Williams (Green Bay) Lamont Hollinquest (G. Bay) Willie McGinest (New Eng.)
1979 (XIII)	Gerry Mullins (Pittsburgh) Lynn Swann (Pittsburgh) Dennis Thurman (Dallas) Gerry Mullins (Pittsburgh) Lynn Swann (Pittsburgh) Bill Bain (L.A. Rams) Charle Young (L.A. Rams)	1998 (XXXII)	John Michels (Green Bay) Brian Williams (Green Bay) Lamont Hollinquest (G. Bay)
1980 (XIV)	John Grant (Denver) Gerry Mullins (Pittsburgh) Lynn Swann (Pittsburgh) Bill Bain (L.A. Rams) Charle Young (L.A. Rams)	1999 (XXXIII)	None
1981 (XV)	Mario Celotto (Oakland) Bob Chandler (Oakland) Rod Martin (Oakland) Rob Hertel (Philadelphia)	2000 (XXXIV)	Bruce Matthews (Tenn.) Matt Willig (St. Louis)
1982 (XVI)	Charle Young (San Fran.) Ronnie Lott (San Francisco) Anthony Munoz (Cin.)	2001 (XXXV)	Jason Sehorn (N.Y. Giants)
1983 (XVII)	Roy Foster (Miami)	2002 (XXXVI)	Willie McGinest (New Eng.)
1984 (XVIII)	Marcus Allen (L.A. Raiders), <i>Most Valuable Player</i> Rod Martin (L.A. Raiders) Don Mosebar (L.A. Raiders)	2003 (XXXVII)	Keyshawn Johnson (T.. Bay) Brian Kelly (Tampa Bay) Rob Johnson (Tampa Bay)
1985 (XIX)	Riki (Gray) Ellison (San Fran.) Ronnie Lott (San Francisco) Roy Foster (Miami)	2004 (XXXVIII)	Rodney Peete (Carolina) Matt Willig (Carolina) Willie McGinest (New Eng.) Willie McGinest (New Eng.) Troy Polamalu (Pittsburgh) Lofa Tatupu (Seattle)
		2005 (XXXIX)	None
		2006 (XL)	None
		2007 (XLI)	None
		2008 (XLII)	Matt Cassel (New England) Junior Seau (New England) Steve Smith (N.Y. Giants)
		2009 (XLIII)	Manuel Wright (N.Y. Giants) Troy Polamalu (Pittsburgh)
		2010 (XLIV)	Matt Leinart (Arizona) Taitusi Lutui (Arizona) Reggie Bush (New Orleans) Sedrick Ellis (New Orleans) Fili Moala (Indianapolis)



TROJAN TRIVIA

AFTER TIES — USC is 36-14-4 in games immediately following a tie. The Trojans have won the last 13 contests they played after a tie, dating to 1968.

ARTIFICIAL TURF — USC is 28-15-1 in its last 44 games on artificial turf (3 wins were later vacated due to NCAA penalty; revised record: 25-15-1).

AUGUST RECORD — USC has a 6-2 (.750) all-time record while playing in the month of August.

BIG TEN COMPETITION — USC has won 31 of its last 39 games (and 38 of its last 47) against Big Ten opponents. USC has twice played 3 consecutive games against Big Ten teams: Northwestern in the 1996 Rose Bowl, then Penn State and Illinois in 1996, and Indiana in the 1968 Rose Bowl, then Minnesota and Northwestern in 1968. There have been 5 times (1962-68-72-76-89) when USC has faced 3 Big Ten teams during a single season, but not consecutively.

BCS BOWLS — USC appeared in an unprecedented 7 consecutive BCS bowls (2003 Orange, 2004 Rose, 2005 Orange, 2006-07-08-09 Rose). USC's 7 overall BCS bowl trips are tied for second most with Oklahoma, behind Ohio State's 8. USC's 5 BCS bowl victories is tied with Ohio State and Florida for most of any school (USC also vacated 1 other win due to NCAA penalty).

BOUNCE BACK — USC has had back-to-back non-winning seasons just 13 times in its 116-year history, most recently in 2000 and 2001.

CHRISTMAS — USC has played 6 games on Christmas Day, going 3-3: in 1897 (18-0 loss at San Diego YMCA), 1907 (16-6 loss to Los Angeles High School), 1918 (10-0 win over Redlands), 1924 (20-7 post-season win over Missouri in the Christmas Festival), 1934 (33-7 win at Kamehameha High School Alumni) and 2001 (10-6 loss to Utah in the Las Vegas Bowl).

DAY HOME GAMES — USC played only 1 home day game 4 times (1894, 1889, 1906 and 2006). There were also 2 neutral site day games in Los Angeles in 1906. In 1901, USC didn't play any home games.

DECEMBER GAMES — USC has a 40-24-7 (.613) all-time record while playing in the month of December (2 wins were later vacated due to NCAA penalty; revised record: 38-24-7, .601).

DIAMONDS — USC has a 30-18-2 record since 1935 in stadiums in years that they also served as baseball fields. USC's most recent football games in such a stadium were the 2003 and 2005 Orange Bowls in Pro Player Stadium in Miami (beating Iowa and Oklahoma, respectively), a 2005 win over Hawaii in Honolulu's Aloha Stadium (the Trojans also beat Hawaii there in 1978 and 1999 and lost to Auburn in the 1985 Aloha Bowl) and a win over Boston College in the 2009 Emerald Bowl in AT&T Park (when both teams were on the same sideline because of the field configuration), although the infield skin was covered with some form of grass for those games. (Note: The 2005 Orange Bowl and 2005 Hawaii wins were later vacated due to NCAA penalty.) During 1992 and 1993, USC played 4 games in stadiums with a baseball field: Troy opened 1992 in Jack Murphy Stadium in San Diego (tying San Diego State), then played in Anaheim Stadium in the 1992 Freedom Bowl (loss to Fresno State), 1993 Disneyland Pigskin Classic (loss to North Carolina) and 1993 Freedom Bowl (win over Utah). USC played 3 times in domed stadiums that doubled as baseball venues: beating Washington State in Seattle's Kingdome in 1976, Texas A&M in the 1977 Bluebonnet Bowl in Houston's Astrodome and Houston in the Astrodome in 1996. From 1958 to 1961, the Los Angeles Memorial Coliseum (Troy's home stadium) also was home to the Los Angeles Dodgers (USC was 13-11-1 there in that span). USC played 5 games in Portland's Multnomah Stadium after it was reconfigured to accommodate baseball in 1956, facing Oregon (losses in 1956 and 1958) and Oregon State (wins in 1959 and 1966 and a loss in 1957). USC also beat Army in New York City's Yankee Stadium in 1951 and lost to Navy in Baltimore's Memorial Stadium in 1950. USC posted a pair of 1935 wins in Honolulu Stadium (over Kamehameha High Alumni and Hawaii). In its early days, USC played a number of games on campus at Bovard Field, where the Trojans also played baseball (USC went 45-6-3 there from 1904 to 1923). USC also played several games at venues in Los Angeles that were primarily used for baseball: at Athletic Park (going 0-3-1 from 1895 to 1898), the first Washington Park/Chutes Park (0-1-1 in 1900), the second Washington Park (0-2 in 1915 and 0-1 in 1917) and Prager Park (4-2 in 1903).

DOMES — USC is 3-0 inside domed stadiums, beating Washington State in Seattle's Kingdome in 1976, Texas A&M in the 1977 Bluebonnet Bowl in Houston's Astrodome, and Houston in the Astrodome in 1996.

EARLY BIRDS — USC's Aug. 25 opener in 1996 was the earliest its season has opened in the modern era. (The earliest USC's season has ended was Nov. 13, 1909.) USC's latest season opener was Dec. 7, 1901 and its latest home opener was Dec. 14, 1918 (USC didn't play any home games in 1900 or 1901).

EARLY ENROLLEES — Fourteen Trojans graduated a semester early from high school and enrolled at USC in the spring of their prep senior year: Jacob Rogers (1999), Tom Malone (2002), Brandon Hancock (2002), Brandon Ting (2003), Ryan Ting (2003), Fred Davis (2004), Michael Coleman (2005), Kevin Ellison (2005), Antwine Perez (2006), Martini Coleman (2007), Matt Meyer (2008), Matt Barkley (2009), Dillon Baxter (2010) and Kyle Prater (2010). Another Trojan—John David Booty (2003)—is believed to be the first football player to graduate a full year early from high school and enroll at a major Division I-A university.

ESPN GAMEDAY — ESPN's popular College GameDay pre-game show has made 6 visits to the Coliseum (2004 California and Notre Dame, 2005 UCLA, 2006 Nebraska and Notre Dame, 2008 Ohio State games).

5-POINT LOSSES — The 2001 season was the first time that USC lost 5 games all by 5 points or less.

GOLDEN GRIDDERS — Two football lettermen have won Olympic gold medals: Fred Kelly (1914,15,16) in the high hurdles in the 1912 Games (he is USC's first gold medalist) and Ken Carpenter (1934,37) in the discus in the 1936 Games. Although 2-time gold medalist Quincy Watts (400 meters and 1600 meter relay in the 1992 Olympics) never lettered in football, he was a receiver on the 1990 Trojans (he didn't get into a game).

GOOD BYES — USC is 92-44-4 in all regular season games it has played following byes. Since 1955, the Trojans are 53-15-1 following byes (6 of those losses and the tie were to UCLA). (Two wins were later vacated due to NCAA penalty; revised records: 90-44-4 overall, 51-15-1 since 1955.) USC had 3 regular-season byes in 1996, 2003, 2004 and 2005, the first time that had happened since 1935.

GRID/HOOPS — USC is 11-7-1 against schools that won the NCAA men's basketball title the previous year.

HOLLYWOOD TROJANS — Among the USC footballers who gained fame on the silver screen are: John Wayne (a tackle in 1925-26 under his real name, Marion Morrison), Ward Bond (a 1928-30 letterman best known for his role in "Wagon Train"), Mike Henry (a tackle from 1956-58 played Tarzan), Marlin and Mike McKeever (the 1959 All-American twins were in several movies), Tim Rossovich (a 1967 All-American defensive end was in various movies), O.J. Simpson (the 1968 Heisman Trophy winner starred in TV and motion pictures), Anthony Davis (the 1974 All-American tailback was in movies), Patrick Muldoon (a walk-on tight end in the mid-1980s starred in soaps, including "Melrose Place," and films, including "Starship Trooper"), Brian Turk (a lineman in the late 1980s appeared in various TV sitcoms and commercials), Mazio Royster (the 1990-91 tailback was in TV commercials and shows), Shane Foley (the quarterback who lettered in 1989-90 was in TV commercials), Matt Willig (a 1988-91 lineman has been in TV and movies), Nick Pappas (the ex-USC player, assistant coach and assistant athletic director doubled for Pat O'Brien as Knute Rockne in the football scenes of "Knute Rockne — All-American") and John Walker (a 2002-05 cornerback appeared on such TV shows as "E.R." and "7th Heaven" as a child). Also, Irvine "Cotton" Warburton (an All-American back in 1933) won an Oscar for film editing on "Mary Poppins," Aaron Rosenberg (a 2-time All-American guard in 1932-33) was a well-known TV and movie producer, Jess Hibbs (a 2-time All-American tackle in 1927-28) was a prominent film and TV director, Nate Barragar (1929 All-American lineman) and Russ Saunders (1927-28-29 full-back) were assistant directors, Mickey McCardle (a halfback in the 1940s) was a distinguished TV and movie director, and Ken Del Conte (a halfback in the early 1960s) was a producer. Allan Graf (an offensive guard in the early 1970s) is a stunt man and second unit director. Producers Hilton Green (a team manager) and Barney Rosenzweig (a Yell Leader) were associated with Trojan football.

HOME COMING — USC has a 57-25-4 record in its Homecoming games, dating back to the first such event in 1924 (1 win was later vacated due to NCAA penalty; revised record: 55-25-4).

HOME JERSEYS — USC wore its home cardinal jerseys for the 2000 Kick-off Classic against Penn State (even though Troy was the visiting team) and for its 1999 game at Hawaii (at the request of the Rainbows). Before that, the last time USC wore cardinal in an opponent's stadium was against UCLA in the Rose Bowl in 1982. By the way, the last time USC wore its road white jerseys at the Coliseum was the 1960 Georgia game, because the Bulldogs only had red jerseys then (USC also wore white jerseys at home on a regular basis during the 1930s).

HOME JERSEYS VS. UCLA — For the first time since 1982, both USC and UCLA wore their home jerseys in the 2008 crosstown rivalry game (it was UCLA's home game in the Rose Bowl). Per an NCAA football-playing rule, because the Trojans were not in their white road jerseys, they were charged with a timeout at the opening kickoff. UCLA responded by calling a timeout immediately after to even things up. The teams again both wore home jerseys in 2009 (that rule was repealed, so there was no consequence). The tradition of USC in its cardinal jerseys and UCLA in its blue jerseys, regardless of whose home game it was, went on from 1949 to 1951 and then 1957 through 1982 before an NCAA football rules change required the visiting team to wear white.

IMPROVEMENT — USC's best one-season improvement of its record was +6, as the 1962 national champion Trojans went from 4-5-1 in 1961 to 11-0.

IN FLORIDA — USC lost its first 4 games in Florida before beating Iowa in the 2003 Orange Bowl in Miami.

IRISH REBOUNDS — USC is 7-10-1 versus Notre Dame when Troy was coming off a loss to UCLA. The wins were in 1950-55-70-80-82-96-98, the losses were in 1946-51-53-54-57-59-66-84-86-92, and the tie was in 1994.

JANUARY RECORD — USC has a 33-12 (.733) all-time record while playing in the month of January, including 27-11 in January bowls (1 win was later vacated due to NCAA penalty; revised record: 32-12, .727 overall and 26-11 in bowls).

LABOR DAY — USC is 1-4 on Labor Day, with the win coming in its most recent Labor Day contest (2002 versus Auburn).

LAST SECOND LOSSES — The 2001 season was the first time that USC lost 2 games in the final 12 seconds.

MONDAY NIGHT FOOTBALL — USC is 17-11 in games on Monday, including 3-2 in Monday games at night. Troy is just 4-8 in regular season Monday games. USC's last Monday game was a 32-18 win over Michigan in the 2007 Rose Bowl and its last regular season Monday game was a 24-17 win over Auburn at home in 2002 (it was a night game).

ND COACHES — USC is 5-3 in games versus a Notre Dame coach in the final regular-season game of his Irish career, with the Trojan wins coming in the past 5 such occasions (2004 with Tyrone Willingham, 1996 with Lou Holtz, 1980 with Dan Devine, 1974 with Ara Parseghian and 1962 with Joe Kuharich).

NICKNAMES — Some notable Trojan nicknames: A.D. (Anthony Davis), Aircraft (Mark Carrier), Amblin' Amby (Ambrose Schindler), Antelope Al (Al Krueger), B-Boys (Pete Beathard, Hal Bedsole, Willie Brown, Ben Wilson), Bambi (Mike Hull), Batman (Richard Wood, Gidion Murrell), Bear (Byron Darby), Betto (Norberto Garrido), BKU (Kenchi Udeze, as in Big Kenchi Udeze), Blackjack (Harry Smith), Bobble (Chris McFoy), The Bookend All-Americans (Duane Boomer (Peter Roepke), Bickett and Jack Del Rio, both outside linebackers), Boomer (Nick Vanderboom), Buck (William Buchanan), Bug (Kevin Williams, 5-9 and 165 pounds), Bullet (Roy Baker), Butch (Walt Underwood, Kendall Nungesser), Butter (Ted Gorrell), Cadillac (Cleveland Colter), Cardiac Kids (1968 and 1969 teams), Champ (Melvin Simmons), Comet (Curtis Conway), Cotton (Irvine Warburton), Cotton Clubs (tackles for a loss by Marcus Cotton), Declainers (knockdown blocks by Dave Cadigan), Deuce (Taitusi Lutui), D. Hale (his first name is Donald), The Duck (Mike Garrett), End Around (Ray Sparling), Field Marshall (Marshall Duffield), Forrest Mozart (his real name), Frostee (Frostee Rucker, his real first name), Gazoo or Gnat (Ken Grace), Gloomy Gus (Coach Elmer Henderson), Gramps (Randy Tanner), Hobo (Howard Kincaid), Inky (Haskell Workyns), Iron Mike (Mike Garrett), Izzy (Israel Ifeanyi), Jackhammers (tackles for a loss by Jack Del Rio), Jaguar Jon (Jon Arnett), J.J. (John Jackson), Juice (O.J. Simpson), Jupiter Ehrlich (his real name), Lojack (Lawrence Jackson), Lone Ranger (David Webb, who put a bar of grease paint across his eyes when playing), Loni (Hebron Fangupo), Mad Dog (Tim Lavin), Moody (Curtis McNeal), Mystic (Jim Powers), The Noblest Trojan of Them All (Morley Drury), Patch (Hershel Dennis), Peanut (Travon Patterson), Pinball Wizard (Ricky Ervins), President (Reggie Bush), Prince Hal (Hal Bedsole), Racehorse (Russ Saunders), Razor (Mike Battle), Red (Morris Badgro), Rojo (Ronald Johnson), Rolls (Mazio Royster), Sam Bam (Sam Cunningham), Scissors (Windrell Hayes), Shakes (Jonathan Mosley, who has Tourette's syndrome), Slam (Sam Anno), Slinky (Marvin Pollard), Speedy (Alcee Hart), Squeeze (John Kamana), Sugarbear (Charles Hinton), Sunny (Sunny Byrd, his real name), Sweet (Jim Musick), Sweet Peete (Rodney Peete), Tay (Raymond Brown), Tee (Artemus Parker), Tex (Michael Williams), The Thundering Herd (Coach Howard Jones' teams), Thunder and Lightning (LenDale White and Reggie Bush), Tiny (6-4, 330-pound Alatini Malu), Trapper (Travis Claridge), Tree (Charles Young), Turd (Pete Adams' dog, the unofficial mascot of the 1972 team), Turk (Derrell Marshall), Wild Bunch (1969 defensive line of Al Cowlings, Jimmy Gunn, Willard Scott, Tody Smith, Tony Terry, Charlie Weaver), Wild Bunch II (2003 defensive line of Kenechi Udeze, Shaun Cody, Mike Patterson, Omar Nazel).

NIGHT TIME — USC's first night game (after 5 p.m.) was on Oct. 14, 1944 against St. Mary's Pre-Flight in Fresno. The first USC night game in the Coliseum was Oct. 23, 1944 versus Washington. USC's 8 night games in 2009 are a school record. USC owns a 140-35-4 (.793) record at night, including 86-18-4 in the Coliseum, 39-12 on the road and 15-5 at neutral sites. The Trojans have a 31-game winning streak at home at night. (Five of those wins were later vacated due to NCAA penalty; revised record: 137-35-4, .787 overall, 83-18-4 in the Coliseum, 13-5 at neutral sites, 15-game winning streak.)

NO. 1 — USC has a 67-6-2 (.907) record in games when ranked No. 1 by AP, including 5-1 in bowls (14 of those wins were later vacated due to NCAA penalty; revised record: 53-6-2, .885 and 4-1 in bowls). USC has been ranked first in a weekly AP poll 90 times.

NOS. 35 AND 55 — In recent years, the No. 35 jersey was handed down to a "stereotypical" inside linebacker. The chain of succession: Riki Gray (Ellison), Rex Moore, Scott Ross, Jeff Kopp, Taso Papadakis (Taso's brother, tailback Petros Papadakis, wore it from 1997 to 2000), Tay Webb (he also played fullback), Uona Kaveinga and Hayes Pullard (fullback Jody Adewale wore it 2005 to 2007). The No. 55 went to the prototype outside or inside linebacker (Junior Seau, Willie McGinest, Israel Ifeanyi, Chris Claiborne, Markus Steele and Keith Rivers).

NO FCS FOES — USC is among 4 NCAA FBS (Division I-A) schools that never played a FCS (non-Division I-A) opponent (since the divisions were established in 1978). The others: Notre Dame, UCLA, Washington.

NOVEMBER RECORD — USC has a 238-122-20 (.653) all-time record while playing in the month of November (3 of those wins were later vacated due to NCAA penalty; revised record: 235-122-20, .650).

OCTOBER RECORD — USC has a 293-108-19 (.720) all-time record while playing in the month of October (5 of those wins were later vacated due to NCAA penalty; revised record: 288-108-19, .717).

O-LINE — There have been 33 first team All-American offensive linemen from USC since 1964 and 20 Trojan offensive linemen have been first round NFL draft picks since 1968.

OLYMPIC RECORD — USC is 184-53-10 (.765) in seasons that the Summer Olympics have been held. The Trojans won 4 national titles (1928, 1932, 1972, 2004) and played in 11 bowls (winning 8) during those Olympic seasons. (Two of those wins--including 1 bowl win--were later vacated; revised record: 182-53-10, .763.)

ONE GAME TURNAROUND — USC once had an 87-point turnaround from one game to the next. In 1985, the Trojans lost to Arizona State, 24-0, then came back the following game to defeat Oregon State, 63-0.

OPENERS — USC's record in all season openers is 86-23-8 (.769), with 36 shutout victories. In season openers at home, the Trojans are 59-16-7 (.762), while their record in season openers on the road is 27-7-1 (.786). (One of those wins was later vacated due to NCAA penalty; revised record: 85-23-8, .767 overall and 26-7-1 on the road, .779.)

In conference openers, USC is 65-18-5 (.767) and Troy has won 27 of its last 39 (and 40 of its last 53). In conference openers at home, the Trojans are 38-7-3 (.823). Their mark in conference openers on the road is 27-11-2 (.700), having won 22 of their last 31. (One of those wins was later vacated due to NCAA penalty; revised record: 64-18-5, .764 overall and 26-11-2, .692 on the road.)

The earliest USC has opened conference play since joining a league in 1922 was Sept. 3, 1994 against Washington.

USC's record for home openers is 90-18-7 (.813). In road openers, USC is 77-27-8 (.723). (One of those wins was later vacated due to NCAA penalty; revised record: 89-18-7, .811 at home, 76-27-8, .721 on the road.)

In games immediately following USC's 31 non-winning season openers, Troy is 20-7-4, including wins 13 of the past 14 times (dating to 1960).

PAC-10 WINS — In 1988, USC became the first Pac-10 team to win 8 conference games in a season.

POLYNESIANS — Among the Polynesians who have played at USC: George Achica, Pat Ah-Hing, Al Aliipule, Michael Alo, Charley Ane, Martin Coleman, Hebron Fangupo, Salo Faraimo, Paul Green, Harold Han, Stanley Havili, Arthur Hemingway, John Kamana, Kolomona Kapanui, Uona Kaveinga, Gaylord Kumoo, Chris Limahelu, Taitusi Lutui, Malaeou MacKenzie, Faaesea Mailo, Kaluka Maiava, Alatini Malu, Abe Markowitz, Fred Matua, Rey Mauuluga, Junior Moi, Johnny Naumu, Sol Naumu, Kennedy Pola, Troy Polamalu, Junior Seau, Lofa Tatupu, Mosi Tatupu, Travis Tofi, Titus Tuiasosopo, Brian Tuliau, Christian Tupou, Junior Utu, Soma Vainuku and Simione Vehikite.

POPULAR DAYS — Oct. 24 and Nov. 7 are the most popular days in USC's regular season history, as the Trojans have played 17 games on each of those days. Jan. 1 is the all-time leader, with 33 USC games on that day.

PRESIDENTIAL PRECEDENT — Since 1929, USC has played in the Rose Bowl during the term of every U.S. President except Barack Obama.

PRESIDENTIAL RECORD — USC is 200-60-14 (.755) during presidential election years. The Trojans are 118-26-5 (.809) in years when Republicans won the White House and 82-34-9 (.700) when Democrats won. (One of those wins was later vacated due to NCAA penalty; revised record: 199-60-14, .755 overall and 117-26-5, .807 with Republicans.) USC has won 4 national championships (1928-32-72-2004) during presidential election years.

PRO BASEBALL/FOOTBALL — Two Trojans have played both major league baseball and professional football. Morris "Red" Badgro played baseball with the Browns (1929-30) and football with the New York Yankees (1927), New York Giants (1930-35) and Brooklyn (1936). Rex Johnston was with Pittsburgh's baseball Pirates (1964) and football Steelers (1960).

RADIO — USC home football games were first regularly-aired on Los Angeles radio in 1927 (with Bill Henry announcing on KHJ, Glen Rice on KNX, Bert Heller on KPLA and Carl Havelin on KFJ). USC's 1923 Rose Bowl game against Penn State was the first college football game radio broadcast in L.A. (on KHJ).

RAIN — USC has a 21-21-2 record in games in which it rained during a major portion of the contest. USC's last rain game was at California in 2007 (USC won, 24-17).

RAIN OUT — The final 2:36 of USC's 1990 win (35-26) at Ohio State was suspended by the officials when a heavy thunder and lightning rainstorm hit.

SAME STADIUM — USC's 1992 season finale and its 1993 opener, both in Anaheim Stadium, marked the first time that Troy played 2 straight games in the same stadium (besides the Coliseum) since 1935, when it played Kamehameha High's Alumni and the University of Hawai'i in the same Honolulu location. In 1922, the Trojans played 3 straight games (versus Idaho and Washington and then Penn State in the 1923 Rose Bowl) in what was then called Tournament of Roses Stadium. USC also played consecutive games in the Rose Bowl stadium in 2006 (versus UCLA and the 2007 Rose Bowl against Michigan) and 2008 (versus UCLA and the 2009 Rose Bowl versus Penn State).

SEASON ENDERS — USC is 65-41-11 (.603) in all season finales (1 win was later vacated due to NCAA penalty; revised record: 64-41-11, .599).

SELLOUT — USC's last home sellout was the 2009 Oregon State game. In 2006, USC's 6 home sellouts, 10 regular-season sellouts and 11 season (including bowls) are all school records. USC's 10 consecutive home sellouts in 2005-06 (last 4 home games of 2005 and all 6 in 2006) is a school record.

SEPTEMBER RECORD — USC has a 162-39-8 (.794) all-time record while playing in the month of September (3 of those wins were later vacated due to NCAA penalty; revised record: 159-39-8, .791).

SNOW — The last time USC played in snow was Nov. 30, 1957 at Notre Dame (the Irish won, 40-12). It was 20 degrees. The 1965 USC-Notre Dame game in South Bend was played in sleet and rain (the Irish won that one, 28-7).

STATE — 1998 was the first time that USC faced 4 consecutive "State" opponents (San Diego State, Oregon State, Florida State and Arizona State) in a season. Over a 2-year span, Troy also once played 4 "State" schools in a row, closing 1990 against Michigan State in the Hancock Bowl and then opening 1991 against Memphis State, Penn State and Arizona State.

TROJAN TRIVIA

STREAK BUSTERS — USC has twice "busted" an opponent's 20-plus game winning streak: beating Tennessee in the 1940 Rose Bowl to end the Volunteers' 23-game streak and tying Notre Dame in 1948 to end the Irish's 21-game streak. Conversely, USC's school-record 34-game winning streak was stopped by Texas in the 2006 Rose Bowl (14 wins during that streak were later vacated due to NCAA penalty).

SUNDAY — USC has played only 4 games on a Sunday, going 2-2: the 1993 opener versus North Carolina in the Disneyland Pigskin Classic (USC lost, 31-9), the 1996 opener against Penn State in the Kickoff Classic (USC lost, 24-7), the 1998 opener versus Purdue in the Pigskin Classic (USC won, 27-17) and the 2000 opener versus Penn State in the Kickoff Classic (USC won 29-5).

SUPER FAN — The late Giles Pellerin viewed in person 797 consecutive USC football games, home and away, from 1926 to 1998. His late brothers Oliver (637 games) and Max (300-plus) also had impressive streaks.

3 FOR THE ROAD — 1992 was the first time that USC started a season with 3 road games (in 1918 Troy began with 1 at a neutral site and then 2 on the road, while in 1900 USC opened with 1 road game and then 2 at a neutral site).

10-POINT LOSSES — The 1999 season was the first time that USC lost 6 games all by 10 points or less.

THANKSGIVING — USC has played 20 times on Thanksgiving, the first 19 during the first 50 years of its football existence (1889-91-97-98-99-1900-06-14-15-16-17-19-20-22-26-30-32-36-38-2007). Only 3 times have the Trojans played a Thanksgiving game away from the Southern California area (in 1914 against Oregon State in Tacoma, Wash., in 1932 at Washington and in 2007 at Arizona State). USC has an 11-6-3 record on Thanksgiving.

1,000-YARD RUNNERS — USC has the third most 1,000-yard season runners (26), behind Central Michigan (34) and Nebraska (29). Troy's last rushers to hit 1,000 yards was tailback Joe McKnight (1,014) in 2009. USC's 53 1,000-yard career runners is third behind Oklahoma (66) and Nebraska (58).

THURSDAYS — USC has a 20-10-3 (.652) record on Thursday, including 11-6-3 on Thanksgiving. Ten of the Thursday games have been bowls (1925 Christmas Festival, 1948-53-70-2004-09 Rose, 1987 Citrus, 1993 Freedom, 1998 Sun, 2003 Orange), with Troy going 7-3. The 3 non-Thanksgiving/non-bowl Thursday games were wins against Oregon State (in Portland) in 1926 and at Boston College in 1988 and a loss at Oregon State in 2008.

TOUGH STARTS — Before Paul Hackett won his Trojan debut in 1998, USC's previous 6 head coaches — Don Clark, John McKay, John Robinson (twice), Ted Tollner and Larry Smith — all failed to win their debut.

TRAVELOGUE — USC has played football in 34 states, plus Japan. In order of appearance, USC has played in California, Washington, Utah, Arizona, Oregon, Idaho, Illinois, Indiana, Pennsylvania, Hawai'i, Ohio, Louisiana, Maryland, New York, Minnesota, Texas, Wisconsin, Michigan, Iowa, Colorado, Oklahoma, Florida, Nebraska, Alabama, Arkansas, Georgia, Tennessee, Missouri, South Carolina, Japan, Massachusetts, New Jersey, Nevada, Kansas and Virginia.

TRICK OR TREAT — USC is 6-6 in games played on Halloween.

TROJANS MIKESIDE — Numerous Trojan footballers have parlayed their playing days into a sports announcing career. Some of those who have been on national broadcasts: Frank Gifford, Lynn Swann, Pat Haden, Marcus Allen, Ronnie Lott, Sean Salisbury, O.J. Simpson, Tim Ryan, Tony Boselli. Those who have been on the local airwaves: Paul McDonald, Petros Papadakis, John Jackson, Mike Garrett, Anthony Munoz, Mike Lamb, Mark Carrier, Jeff Kopp, Jeremy Hogue, Brandon Hancock, Darrell Rideaux, David Newbury, Curtis Conway.

TROY — USC has had just 6 lettermen with the appropriate first name of Troy (Troy Garner, Troy Polamalu, Troy Richardson, Troy Van Blarcom, Troy West and Troy Winslow). Polamalu was the only to win All-American first team acclaim.

TURNAROUNDS — In 117 seasons of USC football, the Trojans have lost 4 or more games 35 times. Following 8 of those 4-plus loss seasons, USC "turned it around" to win the Rose Bowl the next year (1938-43-62-67-72-76-78-84).

TV OUTLETS — USC has appeared live on 30 different television broadcasting outlets. The Trojans have won on the air of all but 3 of those outlets (KTLA, Innovative and a local Memphis station).

21-14 — USC has played 1,136 football games in its history and only once--when Troy went to Berkeley in 1951 and snapped No. 1-ranked California's 38-game regular season unbeaten streak--has the final score been a very football-like 21-14 (win or lose).

UCLA-ND — USC is 19-18-2 (.513) against UCLA in seasons when Troy's next game is against Notre Dame. Troy is 16-19-4 against Notre Dame in games immediately following the Bruin game, including 9-9-3 when the Trojans are coming off a win over UCLA. Conversely, although USC has faced its two traditional rivals in the same season 72 times, it has played the Irish and then the Bruins back-to-back in that order only 4 times (1937, 2004, 2006 and 2008).

UCLA-ND SWEEP — USC has defeated both UCLA and Notre Dame in the same season 18 times, with 9 of those occasions occurring in back-to-back Bruin/Irish games (1938-56-62-64-72-74-76-78-2002), twice on consecutive Irish/Bruin games (2004-08) and the other 6 times (1967-79-81-2003-05-07-09) coming when the Irish game was in October and the Bruin contest in November/December (2 of those UCLA wins were later vacated due to NCAA penalty). In years that USC swept UCLA and Notre Dame and then played in a bowl, the Trojans are 14-2 in bowls (wins in the 1938-62-67-72-74-76-78-79-2002-03-04-07-08-09 seasons and the losses in 1981-2005; 1 of those wins was later vacated due to NCAA penalty, revised record: 13-2). USC has swept UCLA and Notre Dame in 4 consecutive seasons once (2002-05; wins over UCLA in 2 of those years were later vacated due to NCAA penalty).

UNDER 100 — Since 1946, there have been 8 seasons when USC did not allow any runner to rush for 100 yards (1951-56-59-61-63-72-82-2002).

USC-UCLA BAY AREA — 2006 was the first time that USC (at Stanford) and UCLA (at California) played in the Bay Area on the same day (Nov. 4). It happened again on Oct. 3, 2009 (USC at Cal, UCLA at Stanford).

VERSUS NO. 1 — USC is 7-11 all-time versus AP No. 1-ranked teams.

VERSUS RANKED TEAMS — The most AP-ranked teams USC has faced in a season is 9, in 2002. USC has twice faced 4 AP-ranked teams in a row in the same season, in 1952 and 2002 (on 2 other occasions, Troy faced 4 consecutive ranked foes, but those were over a 2-season span: 1973-74 and 1988-89).

VERSUS UNRANKED TEAMS — Since the AP poll began in 1936, 1956 was the only time that USC went an entire season without playing a ranked team. Conversely, USC has gone through an entire season without earning an AP ranking only 5 times (1941, 1948, 1958, 1961 and 2001).

WILD BUNCH — Known as "The Wild Bunch," USC's stellar 1969 defensive line--coached by legendary assistant Marv Goux--consisted of ends Jimmy Gunn and Charles Weaver, tackles Al Cowlings and Tody Smith and middle guards Willard 'Bubba' Scott and Tony Terry (he had a hamstring injury for much of the season and was not able to appear in the famed gunslinger photo). Cowlings dubbed the unit "The Wild Bunch"--after director Sam Peckinpah's hit 1969 Western movie of that name--for their reckless abandon and hard-nosed play. "The Wild Bunch" helped USC go 10-0-1, including a Rose Bowl win over Michigan. In the UCLA game, they sacked Dennis Dummit 10 times for losses of 75 yards. Playing in an era of powerful running games, "The Wild Bunch" allowed just 2.3 yards per carry. Gunn, Weaver and Cowlings each were All-American first teamers in their careers. Then, 34 years later, assistant coach Ed Orgeron's dominant 2003 defensive line--tackles Shaun Cody and Mike Patterson and ends Kenechi Udezue and Omar Nazel--was dubbed by the media as "The Wild Bunch II." They were instrumental in helping USC to its first national championship since 1978. They led a defense that finished first in the nation in rushing yards allowed per game (60.2) and per carry (1.84), both school records, as well as sacks (38.5) and tackles for loss (67). Only one runner gained 100 yards that season. Udezue, the national sack co-leader (16.5), was a consensus All-American first teamer.

USC ATHLETIC HALL OF FAME

1994 Inductees (Charter Class)

Jon Arnett (Football, Pre-1960)
 Clarence "Buster" Crabbe (Swimming)
 Rod Dedeaux (Coach)
 Braven Dyer (Media)
 Mike Garrett (Football, Post-1960)
 Al Geiberger (Golf)
 Frank Gifford (Football, Pre-1960)
 Marv Goux (Special Recognition)
 Howard Jones (Coach)
 Fred Lynn (Baseball)
 John McKay (Coach)
 Parry O'Brien (Track and Field)
 Bill Sharman (Basketball)
 O.J. Simpson (Football, Post-1960)
 Stan Smith (Tennis)
 Norman Topping (Special Recognition)

1995 Inductees

Marcus Allen (Football, Post-1960)
 Dean Cromwell (Coach)
 Morley Drury (Football, Pre-1960)
 John Ferraro (Football, Pre-1960)
 Mal Florence (Media)
 Jess Hill (Coach)
 Julie Kohl (Special Recognition)
 Ronnie Lott (Football, Post-1960)
 Marlin McKeever (Football, Pre-1960)
 Mike McKeever (Football, Pre-1960)
 Cheryl Miller (Basketball)
 Orv Mohler (Football, Pre-1960)
 Charles Paddock (Track and Field)
 Mel Patton (Track and Field)
 Giles Pellerin (Special Recognition)
 Erny Pinckert (Football, Pre-1960)
 Dennis Ralston (Tennis)
 Roy Saari (Swimming)
 Tom Seaver (Baseball)
 Gus Shaver (Football, Pre-1960)
 Dave Stockton (Golf)
 Brice Taylor (Football, Pre-1960)
 Irvine "Cotton" Warburton (Football, Pre-1960)
 Charles White (Football, Post-1960)

1997 Inductees

Johnny Baker (Football, Pre-1960)
 Ricky Bell (Football, Post-1960)
 Raymond "Ray" Brown (Football, Pre-1960)
 Peter Daland (Coach)
 Charlie Dumas (Track and Field)
 Arnold Eddy (Spirit Award)
 Ron Fairly (Baseball)
 Mort Kaer (Football, Pre-1960)
 Allan Malamud (Media)
 Ron Mix (Football, Post-1960)
 Jess Mortensen (Coach)
 John Naber (Swimming)
 Alex Olmedo (Tennis)
 Nick Pappas (Spirit Award)
 Aaron Rosenberg (Football, Pre-1960)
 Ambrose Schindler (Football, Pre-1960)
 Bob Seagren (Track and Field)
 Scott Simpson (Golf)
 Ernie Smith (Football, Pre-1960)
 Paul Westphal (Basketball)
 Ron Yary (Football, Post-1960)

1999 Inductees

Garrett Arbelbide (Football, Pre-1960)
 Jerry Buss (Spirit Award)
 Bob Chandler (Football, Post-1960)
 Cynthia Cooper (Basketball)
 Anthony Davis (Football, Post-1960)
 Homer Griffith (Football, Pre-1960)
 Jim Hardy (Football, Pre-1960)
 Jesse Hibbs (Football, Pre-1960)
 Gene Mako (Tennis)
 Mark McGwire (Baseball)
 Anthony Munoz (Football, Post-1960)
 Russ Saunders (Football, Pre-1960)
 Harry Smith (Football, Pre-1960)
 Craig Stadler (Golf)
 Francis Tappaan (Football, Pre-1960)
 Harley Tinkham (Media)
 Jack Ward (Special Recognition)
 Vern Wolfe (Coach)
 Cynthia Woodhead (Kantzer) Brennan (Swimming)
 Frank Wykoff (Track and Field)
 Louis Zamperini (Track and Field)

2001 Inductees

Hal Bedsole (Football, Pre-1970)
 Bob Boyd (Coach)
 Brad Budde (Football, Post-1970)
 Don Buford (Baseball)
 Sam Cunningham (Football, Post-1970)
 Jack Davis (Track and Field)
 Craig Fertig (Spirit Award)
 Bruce Furniss (Swimming)
 Ray George (Howard Jones Memorial Award)
 Jimmy Gunn (Football, Pre-1970)
 Lee Guttero (Basketball)
 Alex Hannum (Basketball)
 Tom Kelly (Media)
 Lenny Krayzelburg (Spirit Award)
 Rick Leach (Tennis)
 Earle Meadows (Track and Field)
 John Rudometkin (Basketball)
 Makoto Sakamoto (Gymnastics)
 Bill Sefton (Track and Field)
 Bill Thom (Baseball)
 Steve Timmons (Volleyball)
 Ralph Vaughn (Basketball)

2003 Inductees

Nate Barragar (Football, Pre-1960)
 Ken Carpenter (Track and Field)
 Paul Cleary (Football, Pre-1960)
 Lillian Copeland (Track and Field)
 Howard Drew (Track and Field)
 Marshall Duffield (Football, Pre-1960)
 Debbie Green (Volleyball)
 Pat Haden (Football, Post-1960)
 John Hall (Media)
 Clarence "Bud" Houser (Track and Field)
 Fred Kelly (Track and Field)
 Steve Kemp (Baseball)
 Grenville "Grenny" Lansdell (Football, Pre-1960)
 Dallas Long (Track and Field)
 Dick Leach (Coach)
 Mike Nyeholt (Spirit Award)
 Carson Palmer (Football, Post-1960)
 Murray Rose (Swimming)
 Jim Sears (Football, Pre-1960)
 George Toley (Coach)
 Stan Williamson (Football, Pre-1960)
 Gwynn Wilson (Administrator)
 Don Winston (Special Recognition)
 Tex Winter (Basketball)
 Richard Wood (Football, Post-1960)

2005 Inductees

Dick Attlesey (Track and Field)
 Jack Beckner (Gymnastics)
 John Bernardino (Baseball)
 Chuck Bittick (Swimming, Water Polo)
 Jim Brideweser (Baseball)
 Willie Brown (Football, Pre-1970, Baseball)
 Jeff Cravath (Coach, Football Pre-1970)
 Rich Dauer (Baseball)
 Ken Flower (Basketball)
 Bud Furillo (Media)
 Lou Galen (Spirit Award)
 Joe Gonzales (Baseball)
 Elmer "Gloomy Gus" Henderson (Coach)
 Wally Hood (Baseball)
 Willis O. Hunter (Administration)
 Sim Iness (Track and Field)
 Payton Jordan (Track and Field)
 Bruce Konopka (Baseball)
 Mike Larrabee (Track and Field)
 Lisa Leslie (Basketball)
 Katherine B. Loker (Spirit Award)
 Bob Lutz (Tennis)
 Bruce Matthews (Football, Post-1970)
 Clay Matthews (Football, Post-1970)
 Sam Randolph (Golf)
 Bill Seinsoth (Baseball)
 Lynn Swann (Football, Post-1970)
 Hal Urner (Baseball)
 Paula Weishoff (Volleyball)

2007 Inductees

Charley Ane (Football, Pre-1970, Baseball)
 Sam Barry (Coach)
 Joe Bottom (Swimming)
 Bud Bradley (Golf)
 Pat Cannamela (Football, Pre-1970)
 Mark Carrier (Football, Post-1970)
 Dusty Dvorak (Volleyball)
 Ed Hookstratten (Spirit Award, Baseball)
 Jack Hupp (Basketball)
 Manuel Laraneta (Football, Pre-1970, Basketball, Baseball)
 Matt Leinart (Football, Post-1970)
 Earl McCullough (Football, Pre-1970, Track and Field)
 Pam McGee (Basketball)
 Paula McGee (Basketball)
 Rafael Osuna (Tennis)
 Paula Jean Myers Pope (Diving)
 C.R. Roberts (Football, Pre-1970, Track and Field)
 Gene Rock (Basketball)
 Loel Schrader (Media)
 Ron Severa (Water Polo, Swimming)
 Roy Smalley (Baseball)
 John Werhas (Baseball, Basketball)
 Angela Williams (Track and Field)
 Charles Young (Football, Post-1970)

2009 Inductees

John Abdun-Nur (Spirit Award)
 Rink Babka (Track & Field)
 Pete Beathard (Football, Pre-1970)
 Julie Bescos (Football, Pre-1970, Basketball, Baseball, Coach)
 Rex Cawley (Track & Field)
 Al Centofante (Spirit Award)
 Al Cowlings (Football, Pre-1970)
 Bob Falkenburg (Tennis)
 Sherman Finger (Golf)
 Tim Hovland (Volleyball)
 Lennox Miller (Track & Field)
 Bernice Orwig (Water Polo)
 Rodney Peete (Football, Post-1970, Baseball)
 John Robinson (Coach)
 Richard Saukko (Spirit Award)
 Junior Seau (Football, Post-1970)
 Mike Walden (Media)
 Dave Wharton (Swimming)
 Gus Williams (Basketball)
 Wally Wolf (Swimming, Water Polo)
 Stan Wood (Coach)
 Hank Workman (Baseball)

(Note: The Hall of Famers are selected by a 75-member voting panel consisting of media and USC alumni and athletic department supporters. To be eligible, athletes must have completed their last season of eligibility at USC 10 years ago, except in certain circumstances.)

LOS ANGELES MEMORIAL COLISEUM

The Los Angeles Memorial Coliseum is one of the greatest and largest stadiums in America. It combines the traditional and the modern into a premier athletic environment. In 2005, The Sporting News named the Coliseum among the nation's 40 best stadiums to experience college football.

USC has played football in the Coliseum ever since the grand stadium was built in 1923. In fact, the Trojans played in the first varsity football game ever held there (beating Pomona College, 23-7, on Oct. 6, 1923). That game was preceded that day by the USC freshman team's 30-0 win over Santa Ana High.

Construction on the Coliseum took less than 2 years, with ground breaking ceremonies held on Dec. 21, 1921, and work completed on May 1, 1923. Initial construction costs were \$800,000.

The Coliseum was the site of the 1932 Olympic Games and hosted the opening and closing ceremonies and track events of the 1984 Olympics. Over the years, the Coliseum has been home to many sports teams besides the Trojans, including UCLA football, Los Angeles Rams, Dons, Raiders, Express and Xtreme football, and Los Angeles Dodgers baseball. The Coliseum has hosted various other events, from concerts and speeches to track meets and motorcycle races.

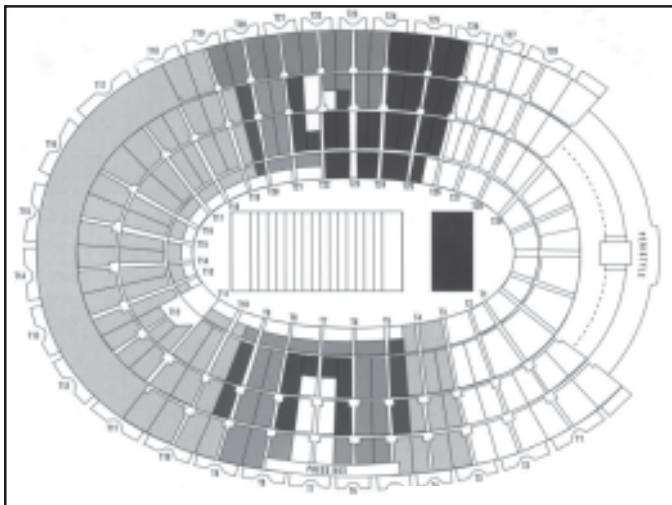
There have been 17 seasons--1923 to 1925, 1995 to 2000 and 2002 to 2009--that USC was the stadium's sole football tenant.

Prior to the 1993 football season, the Coliseum underwent a \$15 million renovation. The Coliseum's floor was lowered 11 feet and the running track was removed to create a more intimate stadium. Fourteen new rows of seats (approximately 8,000 seats) were added down low, bringing fans closer to the playing field (the first rows of seats between the goalposts are a maximum of 54 feet from the sideline, instead of the previous 120 feet). During this renovation, the lockerrooms and public restrooms were also upgraded.

Southern California's damaging January, 1994 earthquake hit the Coliseum hard, requiring some \$93 million of repairs. And, in the summer of 1995, a new \$6 million press box was constructed.

The Coliseum has a present full-capacity of 93,607 seats (almost all are chair-back seats). There are approximately 25,000 seats from goal line to goal line, including both the north and south sides.

The Coliseum is located on 17 acres in Exposition Park, which also houses museums, gardens and the Los Angeles Sports Arena.



HERITAGE HALL

Heritage Hall, which sits in the middle of the University of Southern California campus, houses the University's athletic department and celebrates the glorious Trojan athletic heritage. USC has produced 392 Olympic athletes, won 113 national team championships and developed 50 NCAA Post-Graduate Scholarship recipients.

Originally 48,000 square feet and built at a cost of \$2.8 million, the 3-level brick and concrete colonnaded building opened in 1971. Heritage Hall was designed by Grillias, Savage and Alves of Santa Ana, Calif. Myers Brothers Construction Company, Inc., of Los Angeles was the general contractor. Initial construction began in Feb. 5, 1970. It has been expanded three times: in 1984 (a 6,000-square foot addition to the weight room), in 1992 (a 13,500-square foot expansion that houses the Academic Resource Center) and in 1998 (a 3,000-square foot addition to the Jess Hill Weight Room). Heritage Hall is located close to USC's various athletic practice and competition on-campus facilities.

Between the north and south wings on the building's ground level are some of USC's numerous athletic trophies, including various NCAA team championships, 7 Heisman Trophies and the jerseys of Troy's winners (Mike Garrett, O.J. Simpson, Charles White, Marcus Allen, Carson Palmer, Matt Leinart, Reggie Bush), swimmer John Naber's Sullivan Award and updated displays honoring recent successful Trojan athletes. There are also busts of USC athletic directors Willis O. Hunter and Jess Hill, football coaches Howard Jones and John McKay, and track coach Dean Cromwell, as well as one of actor John Wayne (who played football at USC in the 1920s under his real name, Marion Morrison). Wall plaques acknowledge special financial contributors to the USC athletic program. The north wing houses a 150-seat auditorium and a formal lounge, while some coaches and administrators have offices in the south wing. A patio area extends outside to the west (placed in the patio floor are plaques commemorating the members of USC's Athletic Hall of Fame).

Heritage Hall's upper level is the home to many administrative and coaches' offices (located on the south "Jess Hill Wing" and north "John McKay Wing," respectively). The Honors Rail, which encircles the open-air foyer above the first floor lobby, has bronze medallions saluting every Trojan who won an Olympic gold medal, captured an NCAA individual championship or was named a first team All-American in an NCAA sport in which there are no individual champions (i.e. football, basketball, baseball, volleyball, water polo). Also on the second floor are busts of USC football running backs Morley Drury ("The Noblest Trojan of Them All") and Ricky Bell. Like on the ground floor, tucked in alcoves on both ends of this floor are other athletic trophies and team displays.

The underground lower level of Heritage Hall houses various locker rooms, plus the equipment room, medical training room, the Jess Hill Weight Room, and the McAlister Academic Resource Center (which features tutoring, counseling, study and computer rooms for USC's student-athletes).

USC's swimming and water polo coaches are located in the nearby Kennedy Aquatics Building, while the baseball staff has offices at Deddeux Field (the baseball stadium), the track and field staff has offices in Loker Stadium and the men's and women's basketball and volleyball staffs have offices in the Galen Center.

Outside the northwest corner of Heritage Hall, the \$3-million Galen Dining Center--a popular sports-themed dining center--opened in early 1999.

The USC football team practices at nearby Howard Jones Field, which was expanded in the fall of 1998 to include Brian Kennedy Field. In early 1999, Goux's Gate--named after the late popular long-time former assistant coach Marv Goux--was erected at the entrance to the practice field.

USC's other on-campus athletic facilities include the McDonald's Swim Stadium (site of the 1984 Olympic swimming and diving competition), Marks Tennis Stadium, Cromwell Track and Field (which includes the 3,000-seat Katherine B. Locker Stadium), the McAlister Soccer Field, the 1,500-seat Lyon Center (a campus student recreation center which has hosted some Trojan intercollegiate events) and the Physical Education Building (housing the 1,000-seat North Gym).

The 10,258-seat, \$147-million on-campus Galen Center (and adjoining practice facility), completed in August of 2006, is the luxurious home to the Trojan basketball and volleyball teams, as well as the site of various cultural events.



TROJAN SPIRIT

Traveler, USC's Mascot

Traveler, the noble white horse that appears at all USC home football games with a regal Trojan warrior astride, is one of the most famous college mascots.

Traveler first made an appearance at USC football games in 1961 (in the home opener versus Georgia Tech). Bob Jani, then USC's director of special events, and Eddie Tannenbaum, then a junior at USC, had spotted Richard Saukko riding his white horse, Traveler I, in the 1961 Rose Parade. They persuaded Saukko to ride his white horse around the Coliseum during USC games, serving as a mascot. Ever since, whenever USC scores, the band plays "Conquest" and Traveler gallops around the Coliseum.

Because of poor health, Saukko stopped riding after the 1988 season (he passed away in March of 1992). His successors have been Cass Dabbs, Rick Oas, Tom Nolan, Ardeshir Radpour, Chuck O'Donnell (Saukko's stepson) and current rider Hector Aguilar. Patricia Saukko DeBernardi (Saukko's widow) was Traveler's owner and trainer until she retired following the 2002 season. She asked Joanne Asman to take over with her own Traveler in 2003 (she also trains and houses the horse for USC). She is president of Asman & Associates, an entertainment and event planning company in Burbank, Calif., and she has spent more than 15 years training and managing equestrian performers.

The current Trojan mascot is Traveler VII. Even though the breed of horse may have changed over the years — Travelers I through VI ranged from an Arabian/Tennessee Walker to a pure-bred Tennessee Walker to a pure-bred Arabian to an Andalusian — Traveler's color has always remained pure white.

In the fall of 2004, USC alumnus Bill Tilley ('61) and his wife, Nadine, donated \$2 million to provide a permanent endowment to support Traveler. Bill is the Chairman and Chief Executive Officer of the Jacmar Companies, a multi-faceted international restaurant and food service enterprise and majority owner of the highly successful B.J.'s Restaurant and Brewery. Nadine is an avid breeder of champion Andalusian horses. She and Bill hope that a future Traveler will be bred at Tilley's Andalusians, her Hemet ranch that is now known as "The Home of Traveler."

Saukko first appeared on Traveler in the outfit that actor Charlton Heston wore in "Ben Hur." That proved to be too cumbersome, so Saukko crafted his own leather costume in 1962, modeled after the Tommy Trojan statue on the USC campus (that outfit is still being used). But he still sometimes wore Heston's helmet. Interestingly, Saukko was once employed by Jim Crowley, one of Notre Dame's "Four Horsemen."

Legend has it that Heisman Trophy tailback O.J. Simpson decided to come to USC after seeing Traveler on a televised football game. And Trojan faithful swear the horse has an effect on the outcome of games.

"(Former USC coach) John McKay didn't want to admit that the horse had anything to do with his success," said Saukko, "but he'd always give me a wink when he saw me waiting in the Coliseum tunnel."

Added former USC All-American defensive back and assistant coach Nate Shaw: "The horse is one of the greatest inspirational devices USC has. It definitely got the adrenaline going when I was playing and I think it still has an effect on the players. When I was coaching against USC (at Oregon State), we hated to see that horse come down the tunnel because it got USC a little more pumped up."

Traveler not only appears at Trojan home football games (and even at some away games, including the 1995 Cotton Bowl in Dallas and the 2005 Orange Bowl in Miami, the farthest Traveler has traveled), but also at other Trojan events, as well as at grade and high schools, charity functions and parades (including the past 43 Rose Parades). Traveler has also appeared on screen (including "The Asia Music Awards," "Road To El Dorado," "The Battle of the Gun-fighter" and "Snowfire"), on stage (including in the Long Beach Ballet's "Nut-cracker Ballet"), in commercials, in print (Vogue magazine) and at personal appearances with many celebrities (including Janet Jackson, Jamie Foxx, LeeAnne Rimes, Fabio and Fred Roggin).

Incidentally, Traveler I was not the first equine mascot for Troy. The first appearance of a white horse at a Trojan football game occurred as early as 1927, when Louis Shields began a four-year stint aboard a horse owned by a local banker. In 1948, band director Tommy Walker once had USC colors carried by a Trojan on a palomino. Then, before kickoff of the 1954 USC-Pittsburgh game, Arthur J. Gontier III, then a member of the Trojan Knights spirit group (subbing for another rider who backed out at the last moment), shakily rode a rented gray/white horse while donning a costume once worn by actor Jeff Chandler. A more accomplished rider, USC alum Bob Caswell, and his white horse, Rockazar, took over the following game and performed until retiring in 1959.

Besides these horses, USC once even had a canine mascot. A mutt named George Tirebiter I (famous for chasing cars through the USC campus) first appeared at football games in 1940. He survived a publicized dog-napping by UCLA in 1947, but succumbed under the tires of an automobile in 1950. He was succeeded by George II for 3 years (1950-52), then George III for 1 year (1953) and finally George IV for 1 year (1957).

TRAVELER FUND

The Traveler Fund is used to make sure USC's mascot continues to be a prominent part of football games and other events. Whether it's \$5 or \$500, donations help to secure this special USC tradition for future generations of Trojans.

Donations should be made out to the "Traveler Fund" and sent to: Justine Gilman, USC Recreational Sports, LRC 101, Los Angeles, Calif. 90089-2500, (213) 740-8120. Donors will receive a beautiful picture of Traveler that is suitable for framing.



TRAVELER

Tommy Trojan

In the center of the USC campus stands one of the most famous collegiate landmarks in the country: Tommy Trojan. Since being unveiled in 1930 for USC's 50th jubilee, the statue of the bronzed Trojan warrior has served not only as a popular meeting place on campus, but as a symbol of the university's fighting spirit.

Sculpted by Roger Noble Burnham (the idea for the statue was conceived by Harry Lee Martin and Dr. James D. McCoy), Tommy Trojan cost \$10,000 to build. A \$1 surcharge then on season football tickets helped pay for it.

The statue is a composite of many USC football players from the late 20s, most notably 1930 Rose Bowl Player of the Game Russ Saunders and All-American Erny Pinckert.


"Burnham made more than 100 oil paintings of various football players from our squad," said Saunders, "and from them he selected the paintings of Pinckert and me. We put in a lot of hours posing, and the result you see is my head, chest and shoulders. The rest is all Erny."

Inscribed on the statue's base is "THE TROJAN" and the university's seal, with the Latin motto "Palmarum qui meruit ferat (Let him who deserves it bear away the palm)." Below the seal are inscribed the qualities of the ideal Trojan: "Faithful, Scholarly, Skillful, Courageous and Ambitious."

The tradition of Tommy Trojan being painted blue and gold by UCLA pranksters was first recorded in October of 1941. Since then, Tommy has been "hit" often, but now USC maintenance crews cover him with plastic and canvas for protection during the week of the annual USC-UCLA football game.

And Tommy's sword has been stolen so often that now, instead of replacing it each time with an expensive brass one, he is given a wooden one.

By the way, where did he get the name Tommy? Of that, no one is sure!



TOMMY TROJAN

Victory Bell



VICTORY BELL

The winner of the annual USC-UCLA football game, perhaps America's greatest crosstown rivalry, is given year-long possession of the Victory Bell.

The 295-pound bell originally clanged from atop a Southern Pacific freight locomotive. It was given to UCLA in 1939 as a gift from the UCLA Alumni Association. For 2 seasons, cheerleaders rang the bell after each Bruin point.

At the opening game of UCLA's 1941 football season, 6 members of USC's Sigma Phi Epsilon fraternity infiltrated the UCLA rooting section. After the game, they helped Bruin students load the bell onto a waiting truck bound for Westwood. But then, one Trojan quietly removed the key to the truck, and while the Bruins went to get a replacement, the Trojans drove off with the bell.

The bell remained hidden for more than a year, first in the fraternity's basement, then in the Hollywood Hills, Santa Ana and other locations. At one point, it was even concealed beneath a haystack. Bruin students tried to locate the bell, but to no avail.

The controversy died down for a while, until a picture of the bell was printed in "The Wampus," a USC magazine. This re-ignited the rivalry, as students from UCLA retaliated by painting the Tommy Trojan statue at USC and then Trojan students burned USC initials on UCLA lawns. Police had to be called several times. The conflict got so out of hand that Dr. Rufus B. von KleinSmid, then USC's president, threatened to cancel the USC-UCLA game if any further disorders occurred.

On Nov. 12, 1942, the bell was wheeled in front of Tommy Trojan and the student body presidents of both schools — USC's Bill McKay and UCLA's Bill Farrer — signed an agreement stating that thereafter the annual winner of the Trojan-Bruin gridiron clash would keep the bell for the following year. In the case of a tie, the bell would be retained by the school that won the previous year's game. The USC Alumni Association later repaid the UCLA Alumni Association for half the cost of the bell.

At the time, the arrangement might have seemed like a bad deal for the Bruins, since they had yet to defeat USC. But that first year, 1942, UCLA beat USC, 14-7.

Since the bell became a trophy, its carriage has been painted cardinal 39 times while in USC's possession and blue 28 times while in UCLA's hold (there were 4 ties). (Two of those USC wins were later vacated due to NCAA penalty.)

Although the Victory Bell is one of college football's most famous trophies, it is probably the least seen. For all but 2 days of the year, the bell sits in a warehouse or a vault. The universities only display the bell during the first 3 quarters of the USC-UCLA game and on the Monday following the game, when it is delivered to the winning school's campus. Then the Victory Bell, which gained its reputation from being hidden, goes back into hiding.

Gauntlet Trophy

To highlight the year-long all-sports competition between crosstown rivals USC and UCLA, the Gauntlet trophy is awarded annually to the school with the most successful athletic year against the other. Points are awarded to the winner of each Trojan-Bruin head-to-head contest and the Gauntlet is awarded to the school with the most points at year's end. USC captured the inaugural trophy in 2001-02, UCLA won it in 2002-03, the Trojans recaptured it in 2003-04, the Bruins won it back in 2004-05, it returned to Troy in 2005-06, UCLA had it for 2006-07, it returned to USC for 2007-08 and the Trojans became the first school to retain possession of it for consecutive years when they did so for 2008-09 and then again in 2009-10.



Shillelagh



SHILLELAGH I



SHILLELAGH II

A jeweled shillelagh is passed between the annual winner of the USC-Notre Dame game, perhaps the finest inter-sectional rivalry in college football.

A shillelagh (pronounced "shuh-LAY-lee") is a Gaelic war club made of oak or blackthorn saplings from Ireland. Those are the only woods used because, it is said, they are the only ones tougher than an Irish skull.

The foot-long shillelagh has ruby-adorned Trojan heads with the year and game score representing USC victories, while emerald-studded shamrocks stand for Notre Dame wins. For tie games, a combined Trojan head/shamrock medallion is used. On the end of the club is engraved, "From the Emerald Isle." The victor of the Trojan-Irish game gains year-long possession of the trophy.

Upon its initial presentation in 1952 by the Notre Dame Alumni Club of Los Angeles, it was said that "this shillelagh will serve to symbolize in part the high tradition, the keen rivalry and above all the sincere respect which these two great universities have for each other."

The original shillelagh was flown from Ireland by Howard Hughes' pilot, according to legend. It was devised by the Notre Dame Alumni Club of Los Angeles, based on a suggestion by Vern Rickard. John Groen designed it. Although the shillelagh was introduced in 1952, the medallions go back to the start of the series in 1926.

When the original shillelagh ran out of space for the Trojan heads and shamrocks after the 1989 game, it was retired and is permanently displayed at Notre Dame.

A new shillelagh — slightly longer than the original — was commissioned by Jim Gillis, a former baseball player at both USC and Notre Dame and a one-time president of the Notre Dame Club of Los Angeles, and handcrafted in 1997 in County Leitrim, Ireland. It contains medallions beginning with the 1990 game.

There are now 42 shamrocks, 34 Trojan heads and 5 combined medallions on the shillelachs. (One of those USC wins was later vacated due to NCAA penalty.)

Origin of USC's Nickname — Trojans

USC's nickname, "Trojans," originated in 1912. Up to that time the University of Southern California teams were called the Methodists or Wesleyans, nicknames which were not looked upon with favor by university officials.

So, Warren Bovard, director of athletics and son of university president Dr. George Bovard, asked Los Angeles Times sports editor Owen Bird to select an appropriate nickname.

"At this time, the athletes and coaches of the university were under terrific handicaps," recalled Bird. "They were facing teams that were bigger and better-equipped, yet they had splendid fighting spirit. The name 'Trojans' fitted them."

"I came out with an article prior to a showdown between USC and Stanford in which I called attention to the fighting spirit of USC athletes and named them 'Trojans.' From then on, we used the term 'Trojan' all the time, and it stuck."

"The term 'Trojan' as applied to USC means to me that no matter what the situation, what the odds or what the conditions, the competition must be carried on to the end and those who strive must give all they have and never be weary in doing so."

Colors: Cardinal & Gold

Before 1895, the official color of USC was gold. The official color of the College of Liberal Arts was cardinal. The college had its own official color because it was the largest academic unit in the University. In 1895, both colors were adopted as USC's official colors.

TROJAN MARCHING BAND

The Trojan Marching Band — known as “The Spirit of Troy” — is the most dynamic and innovative collegiate band in the nation. Named among the 8 best marching bands in the country by USA Today, the band is one of USC’s most visible public relations tools and provides tireless support of USC athletic teams.

Established in 1880, the band has played for 7 Presidents and appeared in numerous movies (including “Forrest Gump” and “The Naked Gun”), TV shows (including 3 times at the Academy Awards and with OutKast’s Andre 3000 at the 2004 Grammy Awards and Radiohead at the 2008 Grammys, plus on “Glee,” “American Idol,” “Dancing With The Stars,” “Scrubs,” “How I Met Your Mother,” “Las Vegas,” “L.A. Law,” “Hollywood Squares,” “Good Morning America,” MTV’s “Rock and Jock” and the “Tonight Show with Conan O’Brien”), commercials and magazines (including in Sports Illustrated’s Swimsuit issue). The band earned 2 platinum albums when it recorded the title track of Fleetwood Mac’s 1979 album, “Tusk,” and was on the group’s live 1997 reunion album, “The Dance.” It played at the 2010 Coachella music festival with Coheed and Cambria. And it has produced numerous albums of its own music (featuring the well-known “Tribute To Troy,” “Conquest” and “Fight On”). It is regarded as “Hollywood’s Band.”

Among the many musicians who have played in the band as students was Herb Alpert of the Tijuana Brass (in the cornet section). Various famous guest artists have appeared with the band, including John Phillip Souza (in 1924), Henry Mancini, John Williams, Quincy Jones, Chuck Mangione, Leonard Bernstein, Diana Ross, Neil Diamond, John Wayne, Kenny Rogers, Tower of Power, George Clinton, KC & The Sunshine Band, System of a Down, WAR, Bozo the Clown (Larry Harmon) and The Offspring’s Dexter Holland.

The band performs a new halftime show with precision drills, specially arranged music and dance routines at each home game. A typical football halftime show takes more than 100 hours to prepare. The band marches about 90 miles a year while traveling across the land supporting every USC team. In fact, it hasn’t missed a Trojan football game, at home or away, since 1987 (its full band trips to the Bay Area and Notre Dame are much anticipated). The band appears at more than 350 engagements each year, including at pro sporting events and major corporate and special events throughout Southern California.

Approximately 20 percent of its members are music majors, with almost every school and department represented among the balance. Now 300-plus members strong, the Trojan Marching Band has tripled in size since Dr. Arthur C. Bartner became its director in 1970 (he is assisted by long-time arranger Tony Fox). A graduate of Michigan, Bartner brought with him a creative approach and the unique, contemporary “drive-it” style of marching.

Bartner directed the 800-member 1984 Olympic All-American College Marching Band (with 125 USC bandsmen) at the Games’ opening and closing ceremonies. It was the second time the band was involved with the Olympics, as it formed the 10th Olympic Braid in the 1932 Los Angeles Games. The band has also performed at 4 Super Bowls, the 1988 World Series, the 1994 World Cup and the 2002 NHL All Star Weekend. Bartner has made 15 appearances with the Trojan Marching Band at the Rose Parade and Rose Bowl, more than all but 2 of the other 20 Pac-10 and Big Ten schools have made in their history.

Bartner was also Director of Bands for the Japan Bowl in Tokyo and directed the All-American College Marching Band at Disneyland. During its summer vacations, the band travels the world as goodwill ambassadors of USC. In 1986, Bartner and 40 band members were part of the ceremonies of Liberty Weekend at the refurbished Statue of Liberty. In 1988, he brought the band to Australia to perform at festivities for that country’s bicentennial and at World Expo 88 (one of five World Expositions it has appeared, along with Spain in 1992, Portugal in 1998, Japan in 2005 and Shanghai in 2010). The band also performed at the 50th anniversary of D-Day in France, toured Germany in 1990 to celebrate the fall of the Berlin Wall, played at the walls of the Roman Colosseum in 2006, on the Great Wall of China in 2004 and on Rio de Janeiro’s Ipanema Beach in 2008 and in 2003 was the first American marching band to perform at Hong Kong’s International Chinese New Year’s Parade (it returned there in 2004). It performs each summer at the Hollywood Bowl.

The Trojan Marching Band is complemented by the USC Silks (tall flags) and twirlers, plus the world-famous USC Song Girls, who were ranked No. 1 in the nation by Sports Illustrated, and the Spirit Leaders. In 2009, ESPN.com named the band and Song Girls as the nation’s best: “Nothing says ‘glamour school’ more than the ubiquitous presence of the USC Song Girls and the Trojan Marching Band. The Spirit of Troy brings one of the most stirring sounds in college football, while the USC Song Girls give Trojan games ones of the sport’s most indelible sights.”



DR. ART BARTNER

School Songs

“FIGHT ON”

Fight On for ol’ SC
Our men Fight On to victory.
Our Alma Mater dear,
looks up to you
Fight On and win
For ol’ SC
Fight On to victory
Fight On!

This song is usually played after first downs and touchdowns. The music for USC’s fight song, “Fight On,” was composed in 1922 by USC dental student Milo Sweet (with lyrics by Sweet and Glen Grant) as an entry in a Trojan spirit contest. In addition to inspiring generations of Trojan fans and players, the song has been used in numerous recordings and movies. Legend has it that during World War II in the Pacific, an American task force attacked an island held by the Japanese. As the Americans stormed the beach, “Fight On” blared from the deck of one of the transports. The U.S. men let out a tremendous roar and eventually won the island.

“ALL HAIL”

All hail to Alma Mater,
To thy glory we sing;
All hail to Southern California,
Loud let thy praises ring;
Where Western sky meets Western sea
Our college stands in majesty.
Sing our love to Alma Mater,
Hail, all hail to thee.

The words and music to USC’s alma mater, “All Hail,” were composed in the early 1920s by Al Wesson, Troy’s longtime sports information director. He wrote the song as a student member of the Trojan Marching Band for the finale of a 1923 campus show.

“CONQUEST”

Another famous USC song is the regal processional march, “Conquest,” by Alfred Newman. It is usually played after every USC score and victory. This stirring battle cry, from Newman’s score to the 1947 motion picture classic “Captain from Castile,” has become synonymous with the championship tradition of USC since the Trojans adopted it in 1954 during a basketball game against Oregon State. Newman, a legendary composer of film music, was the musical director of Twentieth Century-Fox Studios.

Other Songs

“Tribute To Troy,” the incessant stanza of pounding drums and blaring horns, is played after every defensive stop. “Fanfare” is the introduction to “Tribute To Troy” and is played when the band takes the field. “All Right Now” is played after USC gets a turnover. “Another One Bites the Dust” is played after USC gets a sack. The “William Tell Overture” is played at the start of the fourth quarter. “The Emperor’s Theme” from Star Wars is played when USC is flagged for a major penalty.

Tommy Walker

The trumpet “Charge,” heard often at athletic contests, was composed by a post-World War II USC student named Tommy Walker. As a member of the Trojan Marching Band, he was known as “Tommy Trojan,” and as a USC football player, he would shed his band uniform, come down from the stands, and kick extra points (he lettered in 1947). Upon graduation in 1948, he was hired as the band’s director. He later was the first entertainment director at Disneyland and then went into business as one of the world’s leading creators of show business spectacles (including Super Bowl halftimes and Olympic opening and closing ceremonies). He died in 1986.



USC'S ATHLETIC HERITAGE

USC has a proud athletic heritage — and with good reason. Arguably, Troy could be the "Collegiate Athletic Program of the 20th Century." Consider:

- Trojan teams have won more national championships, 90 men's (including a national-best 77 NCAA titles) and 23 women's, than all but 1 other school.
- The Trojans won at least 1 national team title in 26 consecutive years (1959-60 to 1984-85).
- USC won the National College All-Sports Championship — an annual ranking by USA Today (previously the Knoxville Journal) of the country's top athletic programs — 6 times since its inception in 1971.
- USC won the Gauntlet Trophy, a year-long all-sports competition between Troy and crosstown rival UCLA, in its inaugural 2001-02 season and in 2003-04, 2005-06 and now 3 straight years (2007-08, 2008-09 and 2009-10).
- Trojan men athletes have won more individual NCAA titles (302) than those from any other school in the nation (the Women of Troy have brought home another 56 individual NCAA crowns).
- Troy has also established a long tradition of nurturing successful Olympic athletes. Since 1904, 392 Trojan athletes have competed in the Games, taking home 122 gold medals (with at least 1 gold in every summer Olympics from 1912), 76 silver and 60 bronze.
- Four Trojans have won the prestigious Sullivan Award as the top amateur athlete in America: diver Sammy Lee (1953), shot putter Parry O'Brien (1959), swimmer John Naber (1977) and swimmer Janet Evans (1989).
- Two Women of Troy athletes have won the Honda-Broderick Cup as the top collegiate woman athlete of the year: Cheryl Miller (1983-84) and Angela Williams (2001-02). And Trojan women have won 10 Honda Awards, as the top female athlete in their sport.

Along with the great accomplishments on the playing fields, USC student-athletes have received 50 NCAA Postgraduate Scholarships, in the Top 10 among all schools. In addition, USC has had 29 first team Academic All-Americans and 4 athletes who were Rhodes Scholars.

Here's an overview of USC's 19 current intercollegiate sports:

FOOTBALL — Since starting football in 1888, USC has an impressive all-time won-loss record of 775-307-54 (a .706 winning percentage). In 2009, ESPN.com ranked USC the second-best program in college football history. (Fourteen of those wins were later vacated due to NCAA penalty; revised record: 761-307-54, .702.)

USC's record against Pac-10 opponents is a stellar 410-162-29 (.706). In its history, the Trojans have won 38 conference championships. (Nine of those wins and 2 titles were later vacated due to NCAA penalty; revised record 401-162-29, .702, 36 titles.)

USC is tied for the nation's third best bowl winning percentage (.667) among the 75 schools which have made at least 10 bowl appearances and its 33 Rose Bowl appearances is an all-time best. Troy's overall bowl mark is 32-16 (tied with Alabama for most wins nationally), including 24-9 in the Pasadena classic (1 Rose Bowl win was later vacated due to NCAA penalty). The Trojans were a bowl participant every year they were eligible from 1972 to 1990.

Think about college football and USC's tailback in the I-formation, one of the most glamorous positions in the sport, comes to mind. Five Trojan tailbacks have won the coveted Heisman Trophy as college football's outstanding player: Mike Garrett (1965), O.J. Simpson (1968), Charles White (1979), Marcus Allen (1981) and Reggie Bush (2005). Carson Palmer in 2002 and Matt Leinart in 2004 became the first USC quarterbacks to win the Heisman.

The Trojans have had other prominent award winners. Offensive tackle Ron Yary won the Outland Trophy in 1967, offensive guard Brad Budde won the Lombardi Award in 1979, safety Mark Carrier won the Thorpe Award in 1989, linebacker Chris Claiborne won the Butkus Award in 1998, tight end Fred Davis won the Mackey Award in 2007 and linebacker Rey Mauluga won the Bednarik Award in 2008. USC players have been named first team All-American 156 times, with 52 consensus selections and 26 unanimous choices.

Many of those players have led USC to 11 national championships in football. Legendary coach Howard Jones (1925-40) guided Troy to 4 of those titles (1928-31-32-39). John McKay (1960-75) was responsible for 4 national championship teams (1962-67-72-74). John Robinson (1976-82), who captured 1 title (1978) in his first tenure, returned to Troy in 1993 and led USC to 3 more bowl wins. Pete Carroll (2001-09) led Troy to its most recent national crowns in 2003 and 2004, and had 7 consecutive Pac-10 titles, BCS bowl trips, 11-win seasons and AP Top 4 finishes (14 wins were later vacated due to NCAA penalty). Former assistant Lane Kiffin took over in 2010.

Scores of Trojans have starred in the NFL (464 have been drafted, including a national-best 74 first rounders and a record 5 No. 1 selections), including such greats as Frank Gifford, Lynn Swann, Anthony Munoz, Ronnie Lott, Junior Seau, Keyshawn Johnson, Bruce Matthews, Willie McGinest and Troy Polamalu.

BASEBALL — No school in the country can match the long tradition USC has in baseball. With 12 national championships in the sport, Troy is far and away the leader in that category (no other school has more than 6).

Since starting baseball in 1889, the Trojans have compiled a record of 2,433-1,291-17 (.653) against college opponents, and have captured 38 conference championships.

The incomparable Rod Dedeaux coached USC from 1942-86, leading the school to 11 of its NCAA crowns, including 5 straight from 1970-74 (no other school has strung together more than two in a row).

Trojans have been named first team All-American 43 times, with Jay Roundy, Pat Harrison, Bill Bordley and Gabe Alvarez being 2-time selections. Mark McGwire (1984), Seth Etherton (1998) and Mark Prior (2001) were national Players of the Year.

USC boasts many successful major leaguers such as Ron Fairly, Don Buford, Tom Seaver, Dave Kingman, Fred Lynn, Roy Smalley, Steve Kemp, Mark McGwire, Randy Johnson, Bret and Aaron Boone, Jeff Cirillo, Barry Zito, Geoff Jenkins and Mark Prior. In all, Trojans have been drafted 289 times, with 96 Trojans having played in the major leagues.

Dedeaux compiled a 45-year collegiate record of 1,332-571-11 (.699), making him the then-winningest coach in collegiate baseball history. He re-

signed after the 1986 season to become USC's director of baseball and was replaced by Mike Gillespie, whose 1998 squad won the College World Series while finishing as the CWS runnerup in 1995 and also advancing to Omaha in 2000 and 2001 (15 of his 20 teams advanced to the NCAA regionals). Gillespie retired after the 2006 season, replaced by ex-major league catcher Chad Kreuter.

MEN'S BASKETBALL — Since starting basketball in 1907, USC has compiled a record of 1,474-1,057 (.582), winning 14 league championships.

Bill Sharman, John Rudometkin, John Block, Paul Westphal, Gus Williams, Harold Miner and Sam Clancy are a few of USC's All-American selections. Trojans have earned All-American honors 22 times. Four USC men, Sharman, Jack Gardner, Alex Hannum and coach Sam Barry, are in the Naismith Memorial Basketball Hall of Fame.

Barry (1930-41, 1945-50) has USC's winningest record, 260-138 (.653). Following him are Forrest Twogood (1951-66) at 255-180 (.586) and Bob Boyd (1967-79) at 216-131 (.622). George Raveling, an assistant for the 1984 and 1988 U.S. Olympic teams, took over in 1987 and led Troy into the post-season 4 times. Henry Bibby (1996-2005) got the Trojans into the NCAA tourney 3 times (including the Elite Eight in 2001). Tim Floyd (2006-09) posted 20-win seasons and NCAA berths a USC-record 3 straight seasons (his 2007 NCAA Sweet Sixteen team had a school-record 25 wins and his 2009 squad won USC's first-ever Pac-10 tourney crown). Kevin O'Neill succeeded him in 2010.

WOMEN'S BASKETBALL — USC is among the elite college women's basketball programs, winning 2 national championships and playing in 4 Final Fours.

USC became established when Linda Sharp took over as coach in 1977. By 1981, Troy had reached the Final Four. In 1983, Cheryl Miller joined Cynthia Cooper and twins Pam and Paula McGee to lead the Women of Troy to its first national championship. The next year, the team won the national title again. USC advanced to the NCAA title game in 1986.

Miller finished her career in 1986 as the Trojans' all-time leading scorer and rebounder. She also won her third straight Naismith Award as the outstanding player in college basketball. She returned as coach of her alma mater in 1994 and led USC to a Pac-10 title and 2 NCAA playoff appearances. She was inducted into the Naismith Memorial Basketball Hall of Fame in 1995 and Cooper—twice an Olympian and WNBA MVP—was inducted in 2010.

Lisa Leslie, who became an Olympic and pro star, won the Naismith Award in 1994 (she was the MVP of the first WNBA All-Star Game). Tina Thompson was the No. 1 pick in the 1997 WNBA draft.

USC was in the NCAA tourney in 2005 and 2006 under coach Mark Trakh. Former Laker great and Sparks coach Michael Cooper took over in 2010.

MEN'S GOLF — USC has one of the most successful golf programs in the nation, having produced 4 NCAA individual champions (Scott Simpson in 1976 and 1977, Ron Commans in 1981 and Jamie Lovemark in 2007), 21 Pac-10 individual champs, 23 All-American first teamers and numerous players who have gone on to successful professional careers, including \$1 million winners like Al "Mr. 59" Geiberger, Dave Stockton, Craig Stadler and Simpson. Troy has also been dominant in the Pac-10, winning 18 conference championships.

Legendary coach Stan Wood (1955-79) compiled a career record of 462-37 (.926) and won 14 conference championships. He also guided the Trojans to an NCAA record 51 consecutive dual match wins from 1956-59. His teams finished third in the NCAA tourney 6 times.

Under coach Randy Lein (1984-92), USC won the league title in 1986. The 1991 Trojans finished seventh at the NCAAs. U.S. Amateur champion Sam Randolph, who finished as low amateur at the Masters in 1985 and 1986, was a first team All-American for the third straight year in 1986 and was named college golf's Player of the Year.

Kurt Schuette became coach in 1995 and guided USC to an impressive fifth place finish at the NCAA tourney that season, Troy's best placing in 18 years (USC was sixth in 2005). His 2001 squad won the Pac-10 title, USC's first since 1986, and Troy repeated in 2002. Kevin Stadler, Craig's son, was the 2002 Pac-10 Golfer of the Year (USC's first honoree since 1986). Ex-Trojan Chris Zambri became head coach in 2007 (Schuette remained as Director of Golf), as USC won the Pac-10 crown that year and then was third at the 2008 NCAAs (Troy's best finish since 1975) when he was National Coach of the Year.

WOMEN'S GOLF — The USC women's golf team is one of college's finest, as witnessed by the program's NCAA team titles in 2003 and 2008. USC also has 13 other Top 10 NCAA finishes in the past 24 years (second 3 times, third twice, fourth 3 times, fifth once, seventh 3 times and ninth once). The Women of Troy won the Pac-10 tourney in 1989 and 2008 and the NCAA Regional in 1999, 2006, 2007, 2008 and 2010.

Cathy Bright led USC to 5 Top 10 NCAA finishes in her 12 years as head coach (1982-93). Former Trojan player Renee (Mack) Baumgartner returned as head coach in 1994 and led USC to second place at the NCAAs in her first year. Andrea Gaston took over in 1997 (with Kurt Schuette serving as Director of Golf) and has guided USC to 10 NCAA Top 10 finishes, including 2 NCAA titles.

Jennifer Rosales won the 1998 NCAA individual title as a freshman, Mikaela Parmild won as a senior in 2003 and Devi-Claire Schreefel as a sophomore in 2006. Other top golfers have included Marta Figueras-Dotti, Denise Strebbig, Kim Saiki, Tracy Nakamura, Jill McGill (1993 U.S. Amateur champion), Heidi Voorhees (1993 U.S. Amateur medalist), Jennifer Biehn (1994 Pac-10 champ), Candie Kung (2000 Pac-10 champ), Becky Lucidi (2002 U.S. Amateur and 2003 Mexican Amateur champion), Irene Cho, Paola Moreno, Belen Mozo and Jennifer Song (2009 National Freshman of the Year and NCAA individual runnerup).

WOMEN'S ROWING — The women's rowing team has been active since the early 1970s, but scholarships were first awarded in 1998 and USC has emerged as one of the nation's top programs. George Jenkins guided USC to national prominence during his 9 years as head coach (1994-2002). Kelly Babraj took over as head coach for the 2003 season, with husband Zenon Babraj serving as director of rowing and then sole head coach beginning in 2008.

At the 1998 NCAA meet, the Women of Troy won their first national championship race (varsity fours). In 2005, USC made its first NCAA Championship appearance as a team, placing 11th. USC was ranked No. 1 nationally for part of the 2007 season (it finished fifth at the NCAAs), then was eighth in 2010.

WOMEN'S SOCCER — The women's soccer team began competing in 1993. Jim Millinder (1996-2006) guided 7 of his squads into the NCAA tourney (USC won the 1998 Pac-10 title). Ali Khosroshahin made his USC coaching debut in 2007 and was the National Coach of the Year as he led his inaugural team to the NCAA title behind the play of goalkeeper Kristin Olsen.

Isabelle Harvey, the 1998 Pac-10 Player of the Year, was USC's first All-American first teamer (in 2000). Amy Rodriguez was a 2008 U.S. Olympian.

MEN'S SWIMMING & DIVING — USC has long dominated men's collegiate swimming.

Over the years, USC men's swimmers have made Olympic teams 131 times, winning 41 gold, 23 silver and 19 bronze medals. Gold medal winners have included Lenny Krayzelburg, John Naber, Bruce Furniss and Murray Rose. In the 1976 Games, Trojan swimmers won more golds and more total medals than any country in swimming except the United States.

Since beginning swimming in 1929, the Trojans have captured 9 NCAA championships, all under coach Peter Daland, who retired in 1992 after 35 years at Troy. USC swimmers and divers have won 112 NCAA meet individual and relay titles (including Larsen Jensen, who won 3 individual titles in the 2005 and 2007 meets) and have earned All-American honors an amazing 574 times. Under Daland, USC won 17 Pac-10 championships and amassed an impressive dual meet record of 318-31-1 (.917). Three of his last 6 squads had runner-up finishes at the NCAA meet.

Four-time U.S. Olympic coach Mark Schubert, winner of 2 NCAA titles with the Texas women, succeeded Daland (he also served as the head coach of the Women of Troy). His men's teams placed in the Top 10 at the NAAs 12 times in his 14 years at USC. Dave Salo took over for Schubert in both roles in 2007.

WOMEN'S SWIMMING & DIVING — USC has likewise built a successful swimming program on the women's side. In fact, the Women of Troy have finished in the top 10 nationally 27 of the last 34 years — including winning the NCAA title in 1997 — and have produced 250 All-Americans in that span. They have won conference championships in 1979, 1980, 1982 and 1985.

Among USC's top women's swimmers are Michelle Ford, Sue Habernigg, Cynthia Woodhead, Sue Hinderaker, Debbie Rudd, Kristine Quance (she won 9 NCAA titles), Lindsay Benko (5 NCAA titles), Kaitlin Sandeno (2 NCAA titles), diver Blythe Hartley (5 NCAA titles) and Rebecca Soni (6 NCAA titles).

MEN'S TENNIS — USC's men's tennis legacy has produced numerous national titlists, including 18 team champions (most in the country), 13 singles champions (tied for second in the country), and 21 doubles champs (more than any school). Cecil Mamiit won the 1996 NCAA singles crown as a freshman, while Kaes Van't Hof and Robert Farah won the 2008 NCAA doubles title.

George Toley (1954-80) guided the Trojans for 26 years before resigning during the 1980 season. His career record was 430-92-4 (.821) with 10 NCAA titles. Dick Leach succeeded Toley and posted a 535-133 (.801) mark in 23 years. His 1991, 1993, 1994 and 2002 teams won the NCAA tourney (his 2002 No. 11-seeded Cinderella team was the lowest seed ever to win the NCAA title and did so a month after Leach announced his retirement) and 8 of his other teams finished fourth or better. His successor, Peter Smith, guided USC to the 2009 and 2010 NCAA titles after an NCAA semifinal appearance in 2004 and quarterfinals in 2007 and 2008.

Overall, USC players have been named to All-American teams 141 times, with many also enjoying successful pro careers, including Stan Smith, Bob Lutz, Raul Ramirez and Dennis Ralston.

WOMEN'S TENNIS — The most successful women's program at USC, in terms of national titles, is the tennis team. The Women of Troy have won 7 national championships.

Those national crowns all came under Dave Borelli, who coached USC from 1974 to 1988. In duals, Borelli's record was 300-43 (.875).

Five times Trojans have won national singles titles, along with a doubles champ and 79 All-Americans. Prominent USC stars include Barbara Hallquist, Diane Desfor, Lea Antonopolis, Leslie Allen, Sheila McInerney, Stacy Margolin, Trey Lewis, the Fernandez sisters, Kelly Henry, Beth Herr, Caroline Kuhlman, Trisha Laux, Jewel Peterson and Lindsey Nelson.

Richard Gallien, a successful player and coach at Pepperdine, became head coach in 1996. His 1999, 2000, 2001, 2003 and 2005 teams advanced to the NCAA quarterfinals and he got to the NCAA semifinals in 2006.

MEN'S TRACK & FIELD — The Trojans have won an unprecedented 26 NCAA titles (including 9 straight, 1935-43) in the 89-year history of NCAA outdoor track, plus 2 indoor NCAA titles and 35 Pacific Coast or Pac-10 crowns, including a string of 15 straight (1936-55). They have had 42 unbeaten and untied seasons, including a string of 16 in a row (1946-61). Since starting track and field in 1900, USC has compiled a dual-meet record of 413-117-4 (.777).

Outstanding coaches include Dean Cromwell (1909-48), who won a record 12 NCAA titles and had a dual meet mark of 109-48-1; Jess Mortensen, who never lost a dual meet (64-0) in 11 years and won 7 NCAA titles; and Vern Wolfe, who retired after the 1984 season with 7 national titles and a dual meet record of 106-17-1 (.859). Jim Bush, who won 5 NCAA titles while at crosstee rival UCLA, became USC's head coach in 1991. His 1992 Trojans finished third at the NAAs with only a 6-man team. Ron Alice, who won 11 state titles at Long Beach City College, took over the combined men's and women's programs in 1995 (the men were fourth at the 1995 NCAA meet, 10th in 1996, third in 1997 while winning the Pac-10 title, seventh in 1998, fifth in 1999 while winning the Pac-10 crown, tied for seventh in 2000 while winning the Pac-10 title, tied for 12th in 2001, tied for 11th in 2002, third in 2003 while winning the Pac-10 title, sixth in 2005 while winning the NCAA West Regional crown, tied for ninth in 2006 while winning the Pac-10 and NCAA West Regional meets, fifth in 2007 while repeating as NCAA West Regional champs, seventh in 2008, 10th in 2009 while winning the NCAA West Regional and fifth in 2010).

Sixty-one USC tracksters have won 89 places on U.S. Olympic teams over the years. Trojans have won 26 individual Olympic titles and shared in 8 relay wins. Gold medal winners include long jumper Randy Williams, pole vaulter Bob Seagren, sprinter Charles Paddock and hurdler Felix Sanchez.

Since 1912, 61 USC trackmen have equalled or bettered world records, and there have been 111 NCAA outdoor individual or relay winners from Troy--including 2005 and 2006 NCAA high jump champ Jesse Williams (he also won indoors both years) and 2007 outdoor/indoor shot put champ Noah Bryant.

The Trojans also have a long history of successful distance running, including 9 Olympians and NCAA champions Julio Marin and Ole Oleson.

WOMEN'S TRACK & FIELD, CROSS COUNTRY — The women's track program at USC has developed into one of the nation's finest. The Trojans have placed in the Top 10 of the NCAA Championships 14 times, including winning the program's first-ever NCAA team title in 2001. The Women of Troy also finished third in 1987, seventh in 1996 (while winning the Pac-10 title), fifth in 1998, third in 1999 (just 4 points from first place), second in 2000 (again just 4 points out of first place), third in 2002, seventh in 2005, second in 2006 (while winning the NCAA West Regional title), seventh in 2007 and eighth in 2009.

The women's track and field heritage begins with Sherry Calvert, the former head coach. Calvert, a 4-time All-American javelin thrower at USC who participated in the 1972 and 1976 Olympics, started the program as an undergraduate and coached through 1983. In 1995, Ron Alice took over as the combined men's and women's coach.

The Women of Troy have had many successful track and field athletes. Patty Van Wolvelaere won a pair of national titles in the 100-meter hurdles. Kerry Bell was an All-American heptathlete for 3 years. 1988 NCAA heptathlon champ Wendy Brown and Yvette Bates set world bests in the triple jump during their USC careers. Ashley Selman won the 1990 NCAA javelin title. Angela Williams became the first athlete, male or female, at any level to win 4 consecutive NCAA 100-meter dashes when she did so in 1999, 2000, 2001 and 2002. Natasha Danvers won the 2000 NCAA 400-meter intermediate hurdles. The Women of Troy won the NCAA 1600-meter relay in 1987 and the 400-meter relay in 2000. Brigita Langerholc took the 800 meters and Inga Stasiulionyte captured the javelin, both in the 2001 NAAs. Natasha Mayers won the NCAA 200 meters in 2002. Virginia Powell won the 2005 and 2006 NCAA indoor and outdoor high hurdles (she also set the collegiate record in the outdoor race). Eva Orban won the hammer at the 2008 NAAs.

The Women of Troy also compete in cross country in the fall under coach Tom Walsh.

MEN'S VOLLEYBALL — The USC men's volleyball team has made 12 NCAA Final Four appearances since scholarships were first awarded by Troy in the sport in 1977. The Trojans have won 4 NCAA titles (1977, 1980, 1988 and 1990) and have finished second on 7 other occasions (1979-81-85-86-87-91-2009).

Ernie Hix, who retired as head coach after the 1981 season, turned USC into one of the top volleyball powers in the nation. Hix's 8-year record was an impressive 146-47 (.756) with 2 national crowns.

Twenty-four Trojans have played on the U.S. National team and USC volleyballers have been named first team All-Americans 28 times. In the 1984 Olympics, Steve Timmons, Dusty Dvorak and Pat Powers helped lead the U.S. to its first gold medal in the sport, while Timmons repeated with the 1988 U.S. squad. Timmons, Bryan Ivie, Nick Becker and Dan Greenbaum won bronze medals with the U.S. in 1992. Tim Hovland, Celso Kalache, Adam Johnson, former coach Bob Yoder (a 3-time All-American who coached Troy to an NCAA title in 1988), Donald Suხო, Brook Billings and current star Murphy Troy also are key figures in USC's volleyball heritage. Jim McLaughlin took over for Yoder in 1990 and led Troy to an NCAA title in his initial year. Bill Ferguson, who took over in 2007, led USC to the NCAA final in 2009 (for the first time since 1991).

WOMEN'S VOLLEYBALL — USC has won 6 national crowns in women's volleyball, the first 4 under coach Chuck Erbe. Erbe, who dominated the sport during his 12-year USC coaching tenure which began in 1976, posted a career record of 310-121-3 (.718). He coached the 1976, 1977 and 1980 AIAW champions and the 1981 NCAA titlists. His 1976 team registered the first perfect season (38-0) in women's volleyball history.

Lisa Love, who coached at Texas-Arlington for 7 years, took over for Erbe in 1989 and guided USC into the NAAs in 9 of her 10 seasons before retiring after the 1998 season. Jerritt Elliott served as interim head coach in 1999 and 2000, guiding the 2000 club to the NCAA Final Four. Mick Haley, head coach of the 2000 U.S. women's Olympic team who won 2 national crowns in the 1980s while at Texas, took over in 2001 and advanced to that season's NCAA regional final. Then, in 2002 and 2003, his teams won the NCAA crown, with the 2003 club going 35-0. USC got to the NCAA Final Four in 2004 and 2007.

Debbie Green (1978) and April Ross (2004) won the prestigious Honda Award in volleyball. Trojans have been named first team All-American 38 times and earned spots on Olympic rosters 22 times (including Green, Sue Woodstra, Paula Weishoff, Carolyn Becker, Kim Ruddins and Nicole Davis).

MEN'S WATER POLO — Since starting water polo in 1922, the Trojans have compiled a 1,084-499-7 (.684) record, winning 18 conference championships.

John Williams led the Trojans to national prominence since during his tenure from 1973 to 1998. Nineteen of his last 22 teams finished the season in the top 7 nationally, including the 1998 NCAA championship team and the 1987, 1993, 1994, 1996 and 1997 squads which placed second in the NCAA tourney. Jovan Vavic, who joined as co-head coach in 1995, took over as head coach in 1999. His 2003, 2005, 2008 and 2009 teams won the NCAA championship (4 of his other squads were runners-up), with his 2008 Trojans going 29-0.

Eighteen USC poloists have participated in the Olympics and Trojans have made All-American teams 168 times. Some of the prominent names in USC water polo history are Ron Severa, Wally Wolf, Charles Bittick, Greg Fufts, Zach Stimson, Craig Furniss, Charles Harris, Robert Lynn, Drew Netherton, Hrvoje Cizmic, Marko Zagar, Simun Cimerman, Marko Pintaric, George Csaszar, Pedraj Damjanov, Bozidar Damjanovic, Juraj Zatovic (who in 2005 was USC's first male winner of the Peter J. Cutino Award as the National Player of the Year), Juan Delgado and J.W. Krumpholz (2008 Olympian and 2-time National Player of the Year).

WOMEN'S WATER POLO — USC's newest sport, the women's water polo team began play in 1995 under head coach Jovan Vavic. In 1999, in just their fifth year, the Women of Troy--led by National Player of the Year and 2000 U.S. Olympic goalie Bernice Orwig--won the national championship in a 5-overtime victory over Stanford. USC was second in the national tourney in 2000. Then in 2004, USC--behind National Player of the Year Moriah Van Norman--turned in the sport's first undefeated season (29-0) in winning the NCAA title. USC was third in the 2005 and 2007 NAAs and second in 2006, 2008 and 2009 before winning the 2010 NCAA crown.

Eight Trojans participated in the 2008 Olympics. Besides Orwig and Van Norman, other top players have included Aniko Pelle (the 2000 National Player of the Year), Nina Wengst, Olympian Sofia Konouk, Katrin Dierolf, Kelly Graff, Lauren Wenger (the 2006 National Player of the Year), Brittany Hayes, Erika Figge and Kami Craig (the 2009 and 2010 National Player of the Year).



USC NATIONAL TITLES

USC has long dominated the world of intercollegiate athletics. In fact, it could be argued that Troy was the "Collegiate Athletic Program of the 20th Century." USC men and women have combined for 113 national team titles.

Trojan men's teams are tops in the nation in NCAA championships with 77 — more than any other university. Overall, USC's men have won 90 national championships.

USC won the National Collegiate All-Sports Championship — an annual ranking by USA Today (previously The Knoxville Journal) of the country's top men's athletic programs — 6 times (1971-72-74-75-77-80) since its inception in 1971.

USC's women are also a force, with 23 national team titles, all since 1976.

From 1959-60 to 1984-85, USC put together an amazing streak. In each of those 26 years, at least one Trojan team won a national championship (including five crowns in both 1962-63 and 1976-77).

Here's a list with the coaches of the winning teams.

USC Men's Team Titles (90)

Football (11)

1928	Howard Jones
1931	Howard Jones
1932	Howard Jones
1939	Howard Jones
1962	John McKay
1967	John McKay
1972	John McKay
1974	John McKay
1978	John Robinson
2003	Pete Carroll
2004	Pete Carroll

Baseball (12)

1948	Sam Barry
1958	Rod Dedeaux
1961	Rod Dedeaux
1963	Rod Dedeaux
1968	Rod Dedeaux
1970	Rod Dedeaux
1971	Rod Dedeaux
1972	Rod Dedeaux
1973	Rod Dedeaux
1974	Rod Dedeaux
1978	Rod Dedeaux
1998	Mike Gillespie

Gymnastics (1)

1962	Jack Beckner
------	--------------

Indoor Track & Field (2)

1967	Vern Wolfe
1972	Vern Wolfe

Swimming & Diving (9)

1960	Peter Daland
1963	Peter Daland
1964	Peter Daland
1965	Peter Daland
1966	Peter Daland
1974	Peter Daland
1975	Peter Daland
1976	Peter Daland
1977	Peter Daland

Tennis (18)

1946	William Moyle
1951	Louis Wheeler
1955	George Toley
1958	George Toley
1962	George Toley
1963	George Toley
1964	George Toley
1966	George Toley
1967	George Toley
1968	George Toley
1969	George Toley
1976	George Toley (tie)
1991	Dick Leach
1993	Dick Leach
1994	Dick Leach
2002	Dick Leach
2009	Peter Smith
2010	Peter Smith

Track & Field (26)

1926	Dean Cromwell
1930	Dean Cromwell
1931	Dean Cromwell
1935	Dean Cromwell
1936	Dean Cromwell
1937	Dean Cromwell
1938	Dean Cromwell

1939	Dean Cromwell
1940	Dean Cromwell
1941	Dean Cromwell
1942	Dean Cromwell
1943	Dean Cromwell
1949	Jess Hill
1950	Jess Hill
1951	Jess Mortensen
1952	Jess Mortensen
1953	Jess Mortensen
1954	Jess Mortensen
1955	Jess Mortensen
1958	Jess Mortensen
1961	Jess Mortensen
1963	Vern Wolfe
1965	Vern Wolfe (tie)
1967	Vern Wolfe
1968	Vern Wolfe
1976	Vern Wolfe

Volleyball (6)

1949	Hans Vogel (USVBA)
1950	Hans Vogel (USVBA)
1977	Ernie Hix
1980	Ernie Hix
1988	Bob Yoder
1990	Jim McLaughlin

Water Polo (5)

1998	John Williams
	Jovan Vavic
2003	Jovan Vavic
2005	Jovan Vavic
2008	Jovan Vavic
2009	Jovan Vavic

USC Women's Team Titles (23)

Basketball (2)

1983	Linda Sharp
1984	Linda Sharp

Golf (2)

2003	Andrea Gaston
2008	Andrea Gaston

Swimming & Diving (1)

1997	Mark Schubert
------	---------------

Tennis (7)

1977	Dave Borelli (AIAW)
1977	Dave Borelli (USTA)
1978	Dave Borelli (USTA)
1979	Dave Borelli (AIAW)
1980	Dave Borelli (AIAW)
1983	Dave Borelli
1985	Dave Borelli

Soccer (1)

2007	Ali Khosroshahin
------	------------------

Track & Field (1)

2001	Ron Alice
------	-----------

Volleyball (6)

1976	Chuck Erbe (AIAW)
1977	Chuck Erbe (AIAW)
1980	Chuck Erbe (AIAW)
1981	Chuck Erbe
2002	Mick Haley
2003	Mick Haley

Water Polo (3)

1999	Jovan Vavic (NCWWP)
2004	Jovan Vavic
2010	Jovan Vavic

Top 10 NCAA Men's Team Champions

	SCHOOL	TITLES
1.	USC	77
2.	UCLA	71
3.	Stanford	60
4.	Oklahoma State	48
5.	Arkansas	43
6.	Michigan	31
7.	Penn State	30
8.	Denver	27
9.	Yale	25
10.	California	24

Top 10 NCAA Men's Individual Champions

	SCHOOL	TITLES
1.	USC	302
2.	Michigan	256
3.	Stanford	253
4.	Ohio State	219
5.	UCLA	162
6.	Texas	161
7.	Oklahoma State	158
8.	Illinois	134
9.	Indiana	126
	Oklahoma	126

Top 10 NCAA Women's Team Champions

	SCHOOL	TITLES
1.	Stanford	39
2.	UCLA	35
3.	North Carolina	27
4.	LSU	25
5.	Texas	22
6.	Georgia	17
	Maryland	17
8.	USC	14
9.	Arizona	11
	Arizona State	11

Top 10 NCAA Women's Individual Champions

	SCHOOL	TITLES
1.	Stanford	177
2.	Texas	143
3.	Florida	133
4.	Georgia	123
5.	UCLA	99
6.	LSU	94
7.	Arizona	80
8.	USC	56
9.	California	55
10.	Auburn	47

USC's Honda Award Winners

Since 1977, the Honda-Broderick Cup has been given to the Collegiate Woman Athlete of the Year, as judged by the nation's athletic directors. Also, the top collegiate woman athlete in each of 12 sports has been presented with a Honda Award. USC's winners:

Honda-Broderick Cup
1983-84 Cheryl Miller
2001-02 Angela Williams

Honda Award
1977-78 Debbie Green (volleyball)
1980-81 Anna Maria Fernandez (tennis)
1983-84 Cheryl Miller (basketball)
1984-85 Cheryl Miller (basketball)
1993-94 Lisa Leslie (basketball)
1995-96 Kristine Quance (swimming and diving)
1996-97 Kristine Quance (swimming and diving)
2001-02 Angela Williams (track and field)
2002-03 Mikaela Parmid (golf)
2003-04 April Ross (volleyball)
2005-06 Irene Cho (golf)
2005-06 Virginia Powell (track and field)




CHERYL MILLER



ANGELA WILLIAMS



DEAN CROMWELL



ROD DEDEAUX

TROJANS STAR IN CLASSROOM

USC is as proud of its student-athletes' achievements in the classroom as on the playing field.

After all, the Trojans not only are second in the nation in the number of national team championships (90 by the men and 23 by the women), but rank in the Top 10 in the number of NCAA post-graduate scholarship recipients (50, including 20 football players).

Also, USC athletics has had 4 Rhodes Scholars (quarterback Pat Haden, swimmer Desmond Koh, trackster James O'Toole and basketballer Reed Doucette), 29 first team Academic All-Americans (including 22 footballers, tops among Pac-10 schools and in the Top 10 in the nation), 8 winners of the prestigious NCAA Today's Top Eight scholar award, 12 National Football Foundation Scholar-Athletes, 12 recipients of the NCAA Silver Anniversary Award (second most in the nation, behind Yale's 13), an NCAA Walter Byers Post-Graduate Scholar (soccer player Amy Massey), an NCAA Inspiration Award winner (swimmer Mike Nyeholt), an NCAA Women's Enhancement Program Post-Graduate Scholar (soccer player Laura Servis), 2 NCAA Ethnic-Minority Enhancement Program Post-Graduate Scholars (footballers Dong Koo and Travis Watkins), a Luce Scholar (swimmer Dennis Scannell), 2 USC valedictorians (water poloist Craig Furniss and volleyballer Alaina Kipps) and a USC salutatorian (track/cross country's Kate Neeper). In 1988, Haden was inducted into the charter 6-member class of the GTE Academic All-American Hall of Fame and baseball star Don Buford Jr. won the first-ever Woody Hayes Academic All-American Award presented by the Columbus Touchdown Club to the top NCAA Division I male student-athlete (footballer John Jackson won the award in 1990 and volleyballer Katie Haller won the women's award in 1994). Jackson was also named a winner of the first-ever NACDA/Disney Scholar-Athlete Award in 1990, and Jeremy Hogue, Matt Keneley and Mike Van Raaphorst were 1996, 1997 and 2000 NACDA Foundation Preseason Games Scholar-Athletes, respectively (Keneley also received a NACDA Foundation Post-Graduate Scholarship in 1997). In 1997, Keith Van Horne was named to the GTE Academic All-American All-Time Football Team. Footballer Lee Webb won a Wilma Rudolph Student Athlete Achievement Award from the National Association of Academic Advisors for Athletics in 2005.

The Nov. 1994 issue of The Sporting News examined the relative academic strength of the nation's top 25 football teams and found USC's players ranked second in high school GPA, sixth in SAT scores and third in ACT scores.

USC's NCAA Postgraduate Scholarship Winners

(This program originated in 1964)

FOOTBALL (20)

Chuck Arrobio (1965)
Steve Sogge (1968)
Fred Khasigian (1969)
Steve Lehmer (1969)
Monte Doris (1973)
Pat Haden (1974)
Marvin Cobb (1974)
Kevin Bruce (1975)
Gary Bethel (1977)
Brad Budde (1979)
Paul McDonald (1979)
Gordon Adams (1980)
Jeff Fisher (1980)
Duane Bickett (1984)
Tony Colorito (1985)
Matt Koart (1985)
Jeff Bregel (1986)
John Jackson (1989)
Jeremy Hogue (1995)
Matt Keneley (1996)

BASEBALL (3)

Steve Sogge (1969)
Marvin Cobb (1975)
John Jackson (1990)

MEN'S SWIMMING (7)

Andy Strenk (1971)
Frank Heckl (1972)
David Hannula (1976)
Rod Strachan (1977)
Dick Hannula (1979)
Ray Looze (1990)
Dave Wharton (1991)

WOMEN'S SWIMMING (3)

Sue Habernigg (1985)
Elin Bartell (1993)

Kristine Quance (1997)

MEN'S BASKETBALL (2)

Dan Anderson (1974)
John Lambert (1975)

WOMEN'S BASKETBALL (1)

Tammy Story (1992)*

MEN'S TENNIS (5)

Jerry Cromwell (1966)
Dave Borelli (1973)
John Andrews (1974)
Chris Lewis (1978)
Andrew Park (2002)

MEN'S TRACK (3)

John Link (1968)*
Steve Lehmer (1970)
Tom Colich (1970)

MEN'S VOLLEYBALL (2)

Bob Yoder (1978)

Leon Devaney (1991)*

WOMEN'S VOLLEYBALL (6)

Cathy Stukel (1982)
Dana Smith (1984)

Katie Haller (1994)

Lauri Yust (1995)

Alaina Kipps (1999)

Emily Adams (2004)

MEN'S WATER POLO (3)

Frank Heckl (1972)
Craig Furniss (1981)
Zoltan Berty (1989)

*Named as an alternate

Note: Steve Sogge, Marvin Cobb, Steve Lehmer, Frank Heckl and John Jackson are listed under both of the sports in which they competed.


USC's Academic All-Americans

(This program originated in 1952)

1952 — Dick Nunis, DB
1959 — Mike McKeever, G
1960 — Mike McKeever, G
1960 — Marlin McKeever, E
1965 — Chuck Arrobio, T
1967 — Steve Sogge, QB
1968 — Steve Sogge, QB
1969 — Fred Khasigian, OG
1973 — Pat Haden, QB
1974 — Dan Anderson, Basketball
1974 — Pat Haden, QB
1978 — Rich Dimler, NG
1979 — Paul McDonald, QB
1979 — Keith Van Horne, OT
1979 — Brad Budde, OG
1984 — Duane Bickett, OLB
1985 — Matt Koart, DT
1986 — Jeff Bregel, OG
1988 — John Jackson, FL
1989 — John Jackson, SE
1990 — Ray Looze, Swimming
1992 — Katie Haller, Volleyball
1993 — Katie Haller, Volleyball
1995 — Jeremy Hogue, C
1995 — Matt Keneley, DT
1996 — Lukas Hovorka, Tennis
1996 — Matt Keneley, DT
2004 — Emily Adams, Volleyball
2006 — Anca Anastasiu, Tennis



CHAD MORTON



JOHN JACKSON

USC's NCAA Today's Top Eight Winners

1974 — Pat Haden (football)
1975 — Marvin Cobb (football, baseball)
1976 — Steve Furniss (swimming)
1977 — John Naber (swimming)
1979 — Paul McDonald (football)
1986 — Cheryl Miller (basketball)
1989 — John Jackson (football, baseball)
1991 — Dave Wharton (swimming)

USC's NCAA Silver Anniversary Award Winners

1973 — John Ferraro (football)
1984 — Al Geiberger (golf)
1991 — Mike Garrett (football)
1993 — Stan Smith (tennis)
1999 — Lynn Swann (football)
2000 — Pat Haden (football)
2002 — John Naber (swimming)
2003 — Debbie Landreth Brown (volleyball)
2004 — Bruce Furniss (swimming)
2005 — Paul McDonald (football)
2007 — Bill Stetson (volleyball)
2010 — Jack Del Rio (football, baseball)



ALAINA KIPPS



AL GEIBERGER

USC's National Football Foundation Scholar-Athletes

1965 — Chuck Arrobio
1969 — Fred Khasigian
1974 — Pat Haden
1977 — Gary Bethel
1979 — Paul McDonald
1984 — Duane Bickett
1986 — Jeff Bregel
1989 — John Jackson
1994 — Tony Boselli
1995 — Jeremy Hogue
1996 — Matt Keneley
1999 — Chad Morton



ATHLETIC DIRECTOR MIKE GARRETT



Michael L. Garrett, so much a part of USC's unparalleled athletic tradition, was named the school's sixth athletic director in January of 1993.

Garrett, Troy's 1965 Heisman Trophy-winning tailback who has a background in business, law, government, athletic administration and community affairs, oversees the 19 men's and women's teams and the \$82 million budget that make up the nation's most tradition-rich athletic program.

During his tenure:

• USC has won 23 national titles (in men's tennis in 1993, 1994, 2002, 2009 and 2010, women's swimming in 1997, baseball in 1998, men's water polo in 1998, 2003, 2005, 2008 and 2009, women's water polo in 1999, 2004 and 2010, women's track and field in 2001, women's volleyball in 2002 and 2003, women's golf in 2003 and 2008, football in 2003 and 2004 and women's soccer in 2007), plus 48 conference crowns, and almost annually has finished in the Top 10 (among 354 Division I universities) in the Directors' Cup all-sports standings.

• USC won the Gauntlet Trophy, a year-long all-sports competition between Troy and crosstown rival UCLA, in the 2001-02 inaugural season and again in 2003-04, 2005-06, 2007-08, 2008-09 and 2009-10.

• Fundraising (reaching a record \$75 million in 2006-07) and corporate sponsorships, merchandising and licensing (to a record \$10 million in 2006-07) have skyrocketed.

• He has undertaken the biggest building program in the history of USC athletics, including the Galen Dining Center, a 3,000-square-foot addition to the weight room, a 3,000-seat track and field stadium, expansion of the tennis stadium and football practice field, a new women's soccer field, a short-game golf practice facility, an addition to baseball's Dedeaux Field, and the 10,258-seat Galen Events Center (for basketball and volleyball).

• He has added 2 women's teams (soccer and water polo), elevated women's rowing from a club to intercollegiate sport, and awarded 42 more women's scholarships (at an annual cost of \$2.1 million) so that USC provides the maximum number of women's scholarships permitted by the NCAA.

• Official NCAA graduation rates for USC student-athletes reached an all-time high in 1996 (71%) and have averaged near or above the national rate ever since; the 2001 graduation rate for the Trojan football team was at an all-time high 82%. There have been 9 NCAA Post-Graduate Scholarship winners, 7 Academic All-American first teamers, 4 National Football Foundation Scholar-Athletes, a Rhodes Scholar and a USC valedictorian and salutatorian under Garrett.

• He has hired 24 head coaches and Trojan coaches have been named National Coaches of the Year 18 times and Conference Coaches of the Year 38 times under his watch.

• He has overseen the revamping USC's official athletic website (USCTrojans.com) to a video-based platform.

He was a member of the NCAA Division I Men's and Women's Track and Field Committee.

Garrett, 66, became the seventh African-American athletic director at a major Division I-A institution. In 2003, he was named one of "Southern California's 25 Most Influential Executives in Sports" by the Los Angeles Business Journal (ranking sixth) and one of the nation's "101 Most Influential Minorities in Sports" by Sports Illustrated (ranking 49th). He rose to 21st in SI's 2004 poll (highest of any college executive). In 2005, he was one of the "50 Most Powerful African Americans in Sports" by Black Enterprise magazine and was fifth in the Los Angeles Business Journal's "Los Angeles' Most Powerful Sports Executives."

Garrett previously had served as USC's associate athletic director since December of 1990. In that role, he was responsible for the athletic department's budget, personnel, contract compliance and corporate sponsorships. He also handled day-to-day supervision of 5 men's sports — volleyball, golf, tennis, swimming and water polo.

Prior to joining USC, he was director of business development for the Great Western Forum (1988-90), including its highly-successful boxing program.

Earlier in his career, he worked for the San Diego district attorney's office and as a youth counselor, held management positions in the retail, construction and real estate industries, did color commentary on USC football telecasts, and ran for Congress (1982) and San Diego City Council (1983).

In 1996, he received the Boys and Girls Clubs of Pasadena's "Youth Partnership Award."

In 2008, the Urban League of Los Angeles presented him with its Whitney M. Young Jr. Award, he was honored by the Aquatic Foundation of Metropolitan Los Angeles for his dedication to athletic endeavors, the World Sports Humanitarian Hall of Fame gave him its Tradition of Excellence Award and he received the Leadership Award from the USC Asian Pacific Alumni Association.

In 2010, he received the John McLendon Pioneer Award from the National Association of Collegiate Directors of Athletics.

Born April 12, 1944 in East Los Angeles, Garrett was a prep All-American at that neighborhood's Roosevelt High.

As a student at USC, Garrett set the standard for the modern-era "I" formation Trojan tailbacks. He was a 2-time All-American (1964-65) who set 14 NCAA, conference and USC records in his 3-year career, including a then-NCAA career rushing mark of 3,221 yards and a then-USC season mark of 1,440 yards in 1965. He was the first Trojan since 1927 to run for 1,000 yards in a season.

A versatile athlete, he also started at cornerback for the Trojans and was an All-League outfielder for USC's baseball team (he hit .309 in 1965 and was drafted by the Pittsburgh Pirates and Los Angeles Dodgers).

Garrett played 8 seasons (1966-73) in the NFL with the Kansas City Chiefs and San Diego Chargers, becoming the first player to rush for 1,000 yards for 2 teams. An All-Pro, he played in Super Bowls I and IV.

Garrett was inducted into the National Football Foundation's College Football Hall of Fame in 1985 and won the NCAA's prestigious Silver Anniversary Award in 1990. He was a charter member of USC's Athletic Hall of Fame, which he founded in 1994. He was inducted into the East-West Shrine Game Hall of Fame in 2004. He was named to the inaugural class of the Los Angeles High School Sports Hall of Fame in 2010.

Garrett graduated from USC in 1967 with a bachelor's degree in sociology and earned a law degree from Western State University College of Law in Fullerton, Calif., in 1986.

Garrett and his wife, Suzanne, have 4 children, Sara, 28, a 2004 graduate of USC, Daniel, 24, a 2008 USC grad, and 5-year-old twins, Michael and John.

USC Athletic Directors

Willis O. Hunter*	1925-57
Jess Hill*	1957-72
John McKay	1972-75
Richard Perry*	1975-84
Mike McGee*	1984-93
Mike Garrett	1993-

*Member of National Association of Collegiate Directors of Athletics Hall of Fame

Note: Records are unclear prior to Hunter's tenure. One reference source listed William Clay as "athletic manager" in 1909 and cited him as USC's first A.D. Another source listed Elmer Henderson as football coach and athletic director from 1919 to 1924. Still another source said "graduate managers" were akin to athletic directors and listed Warren Bovard, Henry Bruce, Gwynn Wilson (1921-30) and Arnold Eddy (1930 and on) in that role (that source also claimed Eddy was athletic director in 1941-44).

The University of Southern California

Founded in 1880, the University of Southern California is the oldest private research university in the western United States.

USC has conferred degrees on more than a quarter-million students—leaders who have helped Southern California emerge as a national and international trendsetter in public policy, economic and business affairs, urban planning, engineering, scientific research, health care and the arts.

USC has two main campuses: the University Park campus, near Exposition Park in the heart of Los Angeles' Downtown Arts and Education Corridor; and the Health Sciences campus, three miles northeast of downtown Los Angeles.

USC also has programs and centers in Marina Del Rey, Alhambra, Orange County, Catalina Island and other Southern California locations, as well as in Sacramento and Washington, D.C.

The university's fall 2009 enrollment was 35,000, including 17,000 undergraduates and 18,000 graduate and professional students.

For eight consecutive years, USC has been at the top of U.S. universities in terms of international enrollment. As of fall 2009, 10.6 percent of USC's total enrollment was composed of international students.

Diversity is a hallmark of the USC student community. USC students come from all 50 states, 7 territories and 150 countries.

USC offers bachelor's degrees in more than 150 undergraduate majors and has developed more than 150 different academic and professional minors—the broadest selection of any U.S. university—to encourage students to study subjects across widely separated fields.

Since 1969, USC has been a member of the Association of American Universities, the elective body that unites the 62 premier public and private research universities in the United States and Canada.

With over \$520 million in annual research expenditures, USC is one of a small number of premier research institutions upon which the United States depends for a steady stream of new knowledge, art and technology. Both the 2007 and 2008 Top American Research Universities reports ranked USC 10th among private universities, and up to 17th among all U.S. universities, in federal research support.

USC has nearly 3,200 full-time faculty members, plus more than 4,400 volunteer faculty affiliated with the Keck School of Medicine of USC and more than 430 volunteer faculty affiliated with the USC School of Pharmacy.

Distinguished Professor George A. Olah, holder of the Donald P. and Katherine B. Loker Chair in Organic Chemistry, was the sole recipient of the 1994 Nobel Prize in chemistry.

USC's faculty includes members of the National Academy of Sciences (14), National Academy of Engineering (32), Institute of Medicine (13), American Academy of Arts and Sciences (26) and American Academy of Arts and Letters (2).

University Professor Kevin Starr, former California state librarian, received the National Humanities Medal in 2006.

In 2007, alumnus and Distinguished Professor Morten Lauridsen—one of the most performed composers in the U.S.—received the National Medal of Arts.

Andrew Viterbi, USC trustee, faculty member and namesake of the USC Viterbi School of Engineering, received the 2007 National Medal of Science.

USC Gould School of Law professor and associate dean Elyn Saks was honored with a MacArthur Fellowship (often called a "genius grant") in 2009.

USC is home to 17 professional schools, plus the College of Letters, Arts and Sciences and the Graduate School. These schools train specialists in fields ranging from medicine and law to business, communication, engineering and music.

USC was The Daily Beast website's "Decade's Hottest School" in 2010.

Among USC's distinguished alumni are astronauts Neil Armstrong and Charles Bolden; musicians Herb Alpert and Lee Ritenour; opera star Marilyn Horne; sportscaster Frank Gifford; architects Frank Gehry, Jon Jerde and Paul Revere Williams; sports medicine pioneer Robert Kerlan; directors Ron Howard, George Lucas, Sam Peckinpah and John Singleton; Gen. H. Norman Schwarzkopf; former U.S. secretary of state Warren Christopher; retired California Supreme Court chief justice Malcolm Lucas and associate justice Joyce L. Kennard; former U.S. ambassador to Australia, South Africa, Liberia and the United Nations Edward Perkins; former South Korean prime minister Kang Young-Hoon; actors Will Ferrell, Fess Parker, John Ritter, Cybill Shepherd, Marlo Thomas, John Wayne and Forest Whitaker; symphony conductor Michael Tilson Thomas; film composers Elmer Bernstein and Jerry Goldsmith; producers Barney Rosenzweig and David L. Wolper; AARP founder Ethel Percy Andrus; columnist Art Buchwald; and entrepreneurs David Bohnett, Scott Cook, Chris DeWolfe, Ming Hsieh, A. C. "Mike" Markkula Jr., Paul Orfalea, Sol Price and Andrew Viterbi.

MEDIA INFORMATION

LOS ANGELES MEDIA OUTLETS

Newspapers

Los Angeles Times--202 W. First St., Los Angeles 90012, (213) 237-7145, fax (213) 237-7876
 Orange County Register--625 No. Grand Ave., Santa Ana 92711, (714) 796-7804 or -7817, fax (714) 796-6765
 Daily News (lead member of Los Angeles Newspaper Group)--21221 Oxnard St., Woodland Hills 91364, (818) 713-3600 or -3607, fax (818) 713-3436 (Los Angeles Newspaper Group also includes Long Beach Press-Telegram, San Gabriel Valley Tribune, Inland Valley Daily Bulletin, San Bernardino Sun, South Bay Daily Breeze, Pasadena Star-News, Whittier Daily News and Ontario Daily Bulletin)
 Long Beach Press-Telegram--604 Pine Ave., Long Beach 90844, (562) 499-1330, fax (562) 437-8914
 San Gabriel Valley Tribune--1210 North Azusa Canyon Rd., West Covina 91790, (626) 962-8811 x2239, fax (626) 856-2758
 Inland Valley Daily Bulletin--2041 E. Fourth St., Ontario 91761, (909) 483-9362, fax (909) 948-9038
 San Bernardino Sun--399 "D" St., San Bernardino 92401, (909) 889-9666 or 386-3865, fax (909) 384-0327
 South Bay Daily Breeze--21250 Hawthorne Blvd. #170, Torrance 90503, (310) 540-5511 or -4201, fax (310) 540-3067
 Riverside Press-Enterprise--3512 14th St., Riverside 92501, (951) 368-9533, fax (951) 368-9029
 Daily Trojan (USC student newspaper)--Student Union 404, USC, Los Angeles 90089-0895, (213) 740-5671, fax (213) 740-5666

Wire Services

AP--221 So. Figueroa #300, Los Angeles 90012, (213) 626-1200, fax (213) 346-0200

Television Stations

KCBS/KCAL (CBS)--4200 Radford Ave., Studio City 91604, (818) 655-2400, fax (818) 655-2434
 KNBC (NBC)--3000 W. Alameda, Burbank 91523, (818) 840-4237, fax (818) 840-3076
 KABC (ABC)--500 Circle Seven Dr., Glendale 91201, (818) 863-7677, fax (818) 863-7889
 KTLA (CW)--5800 Sunset Blvd., Hollywood 90028, (323) 460-5907, fax (323) 460-5404
 KTTV/KCOP (FOX)--1999 So. Bundy Dr., Los Angeles 90025-5235, (310) 584-2030, fax (310) 584-2168

USC Athletics Fan Publications

USC Report--P.O. Box 4533, Huntington Beach 92605-4533, (714) 375-3901 or (800) 526-9307, fax (714) 375-3906
 WeAreSC Magazine--3943 Irvine Blvd. #109, Irvine 92602 (949) 222-1048

Cable Television Networks

FOX Sports West/FOX Sports Prime (USC local telecasts)--1150 S. Olive St. #200, Los Angeles 90015, (213) 743-7800 (production) or 763-4646 (news), fax (213) 763-4633

Radio Stations

KSPN-AM (710) (USC flagship)--800 W. Olympic Blvd. #A200, Los Angeles 90015, (213) 284-7162, fax (213) 284-7196
 KNX-AM (1070)--5670 Wilshire Blvd. #200, Los Angeles 90036, (323) 900-2070, fax (323) 964-8329
 KFWB-AM (980)--5670 Wilshire Blvd. #200, Los Angeles 90036, (323) 900-2098
 KLAC-AM (570)--3400 W. Olive Ave. #550, Burbank 91505, (818) 559-2252, fax (818) 729-2511
 XPRS-AM (1090)--3655 Nobel Drive #470, San Diego 92122, (858) 535-2500, fax (858) 453-8377
 KSHP-AM (1400) (USC Trojan Talk)--2400 S. Jones Blvd., Las Vegas, Nev. 89146, (702) 221-1200
 KSCR-FM (USC student station)--DXM, USC, Los Angeles 90089, (213) 740-5727, fax (213) 740-1853

USC SPORTS INFORMATION OFFICE —The Sports Information Office (director Tim Tesselone and assistants Paul Goldberg, Jason Pommier, Darcy Couch and David Tuttle) is located in the southeast corner of the first floor of Heritage Hall. It houses files containing USC athletic history, player and coach biographies, statistics and photographs. The office phone number is (213) 740-8480. The fax number is (213) 740-7584. There is a work area for media, with complimentary wireless internet access. Nearby on-campus parking is available by calling the office in advance.

PLAYER/COACH INTERVIEWS — Please arrange all player and coach interviews through the Sports Information Office, at least a day in advance. A reminder: per NCAA rules, current athletes cannot record promotional taglines for media outlets.

USC PRACTICES — Most Trojan practices on Howard Jones Field are open to the local media. Please call in advance to confirm the schedule.

GAME CREDENTIALS — Because of space limitations, only members of the media who cover USC on a regular basis (plus media accompanying the visiting team) will be considered for credentials to Trojan home games. Credentials and parking passes are issued on a game-by-game basis. Requests for game credentials should be sent at least 48 hours prior to kickoff to: Tim Tesselone, USC Sports Information Office, HER 103, Los Angeles, Calif. 90089-0601, 213-740-8480, tesselon@usc.edu. Credentials can be picked up beginning 3 hours before kickoff on game day at press will call outside the press box elevator near Tunnel 6 on the south side of the Coliseum. Those picking up credentials must present a valid ID and a waiver must be signed. Credentials are non-transferable. Three types of credentials are issued: press box (good for press box seat during game, field access during last 5 minutes of game), TV and photo (both provide field and press box roof access, limited press box access with no seat). All credentials provide post-game locker room access. Television cameramen and still photographers are not allowed on the sidelines between the 25-yard lines in the area of the team benches.

PRESS BOX — Located on the south (Martin Luther King Blvd.) side of the Coliseum, the press box is for the use of the working media and guests of USC's athletic department only. Access is via the elevators near Tunnel 6. The upper level has seats for the working media, while the lower level houses radio and television broadcasting booths. The roof is available for cameramen and photographers. Members of USC's Sports Information Office are located in the middle row of the upper level (seats 219-223) during games. To get from the press box to the field at the end of the game (and to enable continued viewing of the game action), most media exit through either side door and walk through the stands.

PRESS BOX SERVICES — A complimentary meal is served in the press box. Game programs, flip cards and game notes are distributed before kickoff (these are also available on the field to photographers). Quarterly play-by-plays, plus halftime and final statistics, are distributed, as are transcribed post-game locker room quotes from Coach Kiffin and the visiting coach. Game action is shown on indoor TV monitors posted throughout the press box. A detailed play-by-play and Coach Kiffin's post-game press conference are broadcast over the press box public address system. USC provides complimentary wireless internet access and fax service in the press box. Several charge-a-call phones are located in the visiting press section in the first row of the upper level and available on a first-come basis. To order a telephone, contact phone technician Leo Caudillo at (213) 765-6353. To call the press box on game day for score updates, dial either (213) 741-1341 or (213) 747-7111 (ask for the press box extension).

MEDIA ON-FIELD GUIDELINES — Media with credentials who are permitted on the field during the game (generally TV camera operators and still photographers) must remain outside the dotted line that encircles the field. A special "photo alley" has been drawn between the end zones and 25-yard lines on both sides of the field and behind both end zones; photographers only are permitted inside this "alley" as long as they kneel. Photographers who choose not to kneel must stand behind the alley, along with all others on the field, including USC guests. Media should refrain from conducting post-game USC player/coach interviews on the field before the team enters the locker room, unless approved by a member of the USC Sports Information Office. No one under the age of 18 is allowed on the field at any time.

POST-GAME INTERVIEWS — The USC and visiting team locker rooms are located inside the tunnel at the west end of the Coliseum. After a 10-minute "cooling off" period, the USC locker room will open to the media. Coach Kiffin and several key Trojan players will conduct a post-game press session in the USC interview room.

VIDEO SERVICES — The Pac-10 Office has a weekly video satellite feed featuring highlights and interviews from all league schools (call 925-932-4411 for information).

USC ATHLETICS ON THE WEB — The USC athletic department has an official video-based home page on the web (USCTrojans.com), featuring current and historical information about Trojan sports. The Pac-10's home page is at pac-10.org and the NCAA's home page is at ncaa.org.

Useful Phone Numbers for the Media

USC SPORTS INFORMATION OFFICE (213) 740-8480
 Tim Tessionalone home -- (310) 540-7052, cell -- (213) 725-3572
 Paul Goldberg home -- (310) 745-3747, cell -- (213) 725-3567
 Jason Pommier home -- (310) 406-0696, cell -- (213) 725-3529
 Darcy Couch home -- (925) 360-7733, cell -- (213) 725-3447
 David Tuttle home -- (626) 351-1632, cell -- (213) 725-3102
 Fax (213) 740-7584

COLISEUM TELEPHONE SERVICE (213) 765-6353
 Leo Caudillo

COLISEUM PRESS BOX (213) 741-1341 or (213) 747-7111

LOCAL HOTELS
 Radisson at USC (3540 So. Figueroa) (213) 748-4141
 Millennium Biltmore Hotel (506 So. Grand Ave.) (213) 624-1011
 Radisson Wilshire Plaza (3515 Wilshire) (213) 381-7411
 L.A. Marriott Downtown (333 So. Figueroa) (213) 617-1133
 Wilshire Grand Los Angeles (930 Wilshire) (213) 688-7777
 Sheraton Downtown (711 So. Hope) (213) 488-3500
 Westin Bonaventure (404 So. Figueroa) (213) 624-1000
 Hilton L.A. Airport (5711 W. Century) (310) 410-4000
 L.A. Airport Marriott (5855 W. Century) (310) 641-5700
 Westin L.A. Airport (5400 W. Century) (310) 216-5858

LOCAL RESTAURANTS
 El Cholo Cafe (1121 So. Western) (323) 734-2773
 Pacific Dining Car (1310 W. Sixth) (213) 483-6000
 Lawry's The Prime Rib (100 No. La Cienega) (310) 652-2827
 Taylor's Prime Steaks (3361 W. Eighth) (213) 382-8449

AIRLINES
 American (800) 433-7300
 Continental (800) 525-0280
 Delta/Northwest (800) 221-1212
 Southwest (800) 435-9792
 United (800) 241-6522
 U.S. Airways/America West (800) 428-4322

RENTAL CARS
 Avis (800) 331-1212
 Heriz (800) 654-3131
 Dollar (800) 800-4000
 Budget (800) 527-0700
 National (800) 328-4567

TAXICABS
 Yellow Cab (877) 733-3305
 United (800) 822-8294
 Checker (213) 481-2345

USC Sports Information Office



Tim Tessionalone



Paul Goldberg



Jason Pommier



Darcy Couch



David Tuttle

Opponent SID Phone Numbers

Hawaii (Derek Inouchi/Neil Iwamoto) (808) 956-7523
 Virginia (Jim Daves) (434) 982-5500
 Minnesota (Andy Seeley/Garry Bowman) (612) 625-4090
 Washington State (Bill Stevens) (509) 335-4294
 Washington (Jeff Bechthold) (206) 543-2230
 Stanford (Jim Young/Niall Adler) (650) 723-4418
 California (Herb Benenson/Kyle McRae) (510) 642-0515
 Oregon (Dave Williford/Andy McNamara) (541) 346-5488
 Arizona State (Mark Brand) (480) 965-6592
 Arizona (Tom Duddleston) (520) 621-4163
 Oregon State (Steve Fenk) (541) 737-3720
 Notre Dame (John Heisler/Brian Hardin) (574) 631-7516
 UCLA (Marc Dellins) (310) 206-6831

Road Opponent Press Box Phone Numbers

Hawaii (808) 486-1800
 Minnesota (612) 626-6076
 Washington State (509) 335-2684
 Stanford (650) 723-4418
 Arizona (520) 621-2801, -2803
 Oregon State (541) 346-7074
 UCLA (626) 397-4210

USC Travel Plans

HAWAII — Leave Los Angeles at 7 p.m. on Tuesday, Aug. 31, on Hawaiian Airlines charter; Arrive Honolulu at 9:30 p.m. on Tuesday, Aug. 31. Stay at JW Marriot Ihilani (92-101 Olani St., Ko Olina, HI 96707, 808-679-0079). Depart Honolulu at 9:30 p.m. on Friday, Sept. 3; Arrive Los Angeles at 6 a.m. on Saturday, Sept. 4.

MINNESOTA — Leave Los Angeles at 6 p.m. on Thursday, Sept. 16 on U.S. Airways charter; Arrive Minneapolis at 11 p.m. Stay at Radisson Plaza Hotel Minneapolis (35 South 7th St., Minneapolis, MN 55402, 612-339-4900). Depart Minneapolis at 8:30 p.m. on Saturday, Sept. 18; Arrive Los Angeles at 9:30 p.m.

WASHINGTON STATE — Leave Los Angeles at 1:30 p.m. on Friday, Sept. 24 on U.S. Airways charter; Arrive Lewiston at 4 p.m. Stay at University Inn (1516 Pullman Rd., Moscow, ID 83843, 208-882-0550). Depart Lewiston at TBA on Saturday, Sept. 25; Arrive Los Angeles at TBA.

STANFORD — Leave Los Angeles at 3:30 p.m. on Friday, Oct. 8 on U.S. Airways charter; Arrive San Jose at 4:45 p.m. Stay at Santa Clara Marriott (2700 Mission College Blvd., Santa Clara, CA 95054, 408-988-1500). Depart San Jose at 10:30 p.m. on Saturday, Oct. 9; Arrive Los Angeles at 11:30 p.m.

ARIZONA — Leave Los Angeles at 2:30 p.m. on Friday, Nov. 12 on U.S. Airways charter; Arrive Tucson at 4:50 p.m. Stay at Hilton Tucson East (7600 E. Broadway Blvd., Tucson, AZ 85710, 520-721-5600). Depart Tucson at 11 p.m. on Saturday, Nov. 13; Arrive Los Angeles at 11:30 p.m.

OREGON STATE — Leave Los Angeles at 2 p.m. on Friday, Nov. 19 on U.S. Airways charter; Arrive Eugene at 4 p.m. Stay at Grand Hotel Salem (200 Commercial St. SE, Salem, OR 97301, 503-589-1700). Depart Eugene at 11 p.m. on Saturday, Nov. 20; Arrive Los Angeles at 1 a.m. on Sunday, Nov. 21.

Itinerary subject to change. All times are local to that area.

Future Trojan Football Schedules

2011		2013	
Sept. 3	Minnesota	Aug. 31	at Hawaii
Sept. 17	Syracuse	Sept. 14	Boston College
Sept. 24	Arizona	Sept. 21	TBA
Oct. 1	at Washington	Sept. 28	at Oregon
Oct. 8	Washington State	Oct. 5	at Washington
Oct. 15	at Oregon	Oct. 12	Oregon State
Oct. 22	at Notre Dame	Oct. 19	at Notre Dame
Oct. 29	Stanford	Oct. 26	Washington State
Nov. 5	Oregon State	Nov. 2	Arizona
Nov. 12	at California	Nov. 9	at California
Nov. 19	at Arizona State	Nov. 16	Stanford
Nov. 26	UCLA	Nov. 23	at Arizona State
		Nov. 30	UCLA
2012		2014	
Sept. 1	Hawaii	Sept. 13	at Boston College
Sept. 8	vs. Syracuse (@ Meadowlands)	Sept. 20	TBA
Sept. 22	at Stanford	Oct. 4	at Stanford
Oct. 6	Washington	Oct. 11	Washington
Oct. 13	at Arizona	Oct. 18	at Washington State
Oct. 20	at Washington State	Oct. 25	at Oregon State
Oct. 27	Arizona State	Nov. 1	Oregon
Nov. 3	at Oregon State	Nov. 8	at Arizona
Nov. 10	California	Nov. 15	California
Nov. 17	Oregon	Nov. 22	Arizona State
Nov. 24	Notre Dame	Nov. 29	Notre Dame
Dec. 1	at UCLA	Dec. 6	at UCLA

(Schedules subject to change)



CB SHAREECE WRIGHT



TB ALLEN BRADFORD



LB DEVON KENNARD



LB CHRIS GALIPPO



DE ARMOND ARMSTEAD



TB C.J. GABLE



OG BUTCH LEWIS



OT TYRON SMITH



TE DAVID AUSBERRY



LB MICHAEL MORGAN



DE NICK PERRY



DE WES HORTON



QB MATT BARKLEY



FB STANLEY HAVILI




WR RONALD JOHNSON


USC FOOTBALL 2010 SCHEDULE



DATE	OPPONENT
SEPT. 02	@ Hawaii
SEPT. 11	vs Virginia
SEPT. 18	@ Minnesota
SEPT. 25	@ Washington State
OCT. 02	vs Washington <small>Parents Weekend</small>
OCT. 09	@ Stanford
OCT. 16	vs California
OCT. 30	vs Oregon <small>Homecoming</small>
NOV. 06	vs Arizona State
NOV. 13	@ Arizona
NOV. 20	@ Oregon State
NOV. 27	vs Notre Dame
DEC. 04	@ UCLA



DT JURRELL CASEY



LB MALCOLM SMITH



C KRISTOFER O'DOWD

