

2014

# MISSISSIPPI STATE

2015





# MISSISSIPPI STATE

## 2014-15 WOMEN'S BASKETBALL RADIO/TV SPEED CHART



00

**Dominique Dillingham**  
G • 5-9 • So. • 1L  
Spring, Texas  
(Klein Collins HS)



1

**Blair Schaefer**  
G • 5-7 • Fr. • HS  
Starkville, Miss.  
(Starkville HS)



2

**Morgan William**  
G • 5-5 • Fr. • HS  
Birmingham, Ala.  
(Shades Valley HS)



3

**Breanna Richardson**  
F • 6-1 • So. • 1L  
Conyers, Ga.  
(Rockdale County HS)



5

**Sherise Williams**  
F • 6-1 • Jr. • 2L  
St. Louis, Mo.  
(McCluer HS)



10

**Martha Alwal**  
C • 6-4 • Sr. • 3L  
Worthington, Minn.  
(Worthington HS)



13

**Ketara Chapel**  
F • 6-1 • So. • 1L  
Temple, Texas  
(Temple HS)



14

**Kendra Grant**  
G • 5-11 • Sr. • 3L  
Richland, Miss.  
(Richland HS)



21

**Jerica James**  
G • 5-5 • Sr. • 3L  
Wynne, Ark.  
(North Little Rock HS)



23

**Kayla Nevitt**  
G • 5-10 • Fr. • HS  
Houston, Texas  
(Andy Dekaney HS)



35

**Victoria Vivians**  
F • 6-1 • Fr. • HS  
Carthage, Miss.  
(Scott Central HS)



44

**LaKaris Salter**  
F • 6-1 • Fr. • HS  
Tallahassee, Fla.  
(Florida A&M DRS)



45

**Chinwe Okorie**  
C • 6-5 • So. • SQ  
Lagos, Nigeria  
(Stoneleigh-Burnham [Mass.] Prep)



51

**Savannah Carter**  
G • 5-9 • Sr. • 1L  
Tulsa, Okla.  
(Trinity Valley CC)



**Vic Schaefer**  
Head Coach  
Third Season



**Johnnie Harris**  
Associate Head Coach  
Third Season



**Aqua Franklin**  
Assistant Coach  
Third Season



**Elena Lovato**  
Assistant Coach  
First Season



# TABLE OF CONTENTS/QUICK FACTS



|                       |                                     |                              |   |         |                                       |                                       |
|-----------------------|-------------------------------------|------------------------------|---|---------|---------------------------------------|---------------------------------------|
| 1                     | Table of Contents/Quick Facts       | 44-45                        | Assistant Coach Aqua Franklin               | 86      | Senior Records                        |                                       |
| 2-3                   | Media Information                   | 46-47                        | Assistant Coach Elena Lovato                | 87      | MSU Team Records                      |                                       |
| 4-5                   | Humphrey Coliseum                   | 48                           | Director of Operations Maryann Baker        | 88      | Opponent Team Records                 |                                       |
| 6                     | Nusz Player Suite                   | 49                           | Skylar Collins/Candace Foster               | 89      | Miscellaneous Records                 |                                       |
| 7                     | Mize Pavilion                       | 50                           | Support Staff                               | 90-91   | Annual Leaders                        |                                       |
| 8-9                   | 2014 European Tour                  | <b>2014-15 OPPONENTS</b>     |   |         | 92-93                                 | Humphrey Coliseum Records             |
| 10                    | Maroon Madness/Cowbell Yell         | 51                           | Non-Conference Opponents                    | 94-95   | MSU Classic Records                   |                                       |
| 11                    | In Memory of Serra Pearson          | 52-55                        | SEC Opponents                               | 96-97   | SEC Tournament Records                |                                       |
| 12                    | NCAA Tournament Teams               | 55                           | SEC Tournament Bracket                      | 98      | NCAA Tournament Records               |                                       |
| 13                    | WNIT Teams                          | 56                           | Preseason WNIT/<br>NCAA Tournament Brackets | 99      | WNIT Records                          |                                       |
| 14                    | Bulldogs In The Pros                | <b>2013-14 SEASON REVIEW</b> |   |         | 100                                   | Miscellaneous Game Records            |
| 15                    | 2014-15 Schedule                    | 57                           | 2013-14 Results                             | 101     | Televised Games                       |                                       |
| <b>THE BULLDOGS</b>   |                                     | 58-59                        | 2013-14 Statistics                          | 102-103 | MSU vs. Ranked Opponents              |                                       |
| 16                    | 2014-15 Roster                      | 60                           | 2013-14 Game-By-Game Comparison             | 104     | Bulldog Basketball Timeline           |                                       |
| 17-19                 | Martha Alwal                        | 61                           | 2013-14 Game Highs                          | 105     | MSU Milestone Games                   |                                       |
| 20-21                 | Savannah Carter                     | 62                           | 2013-14 Superlatives                        | 106-107 | Season Tournaments                    |                                       |
| 22-23                 | Ketara Chapel                       | 63                           | 2013-14 SEC Standings & Awards              | 108     | All-Time Coaching Records             |                                       |
| 24-25                 | Dominique Dillingham                | 64-65                        | SEC Team Statistics                         | 109-116 | Year-By-Year Results                  |                                       |
| 26-27                 | Kendra Grant                        | 66-67                        | SEC Individual Statistics                   | 117-127 | Series Results                        |                                       |
| 28-29                 | Jerica James                        | 68-76                        | 2013-14 Box Scores                          | 128-129 | All-Americans                         |                                       |
| 30-31                 | Chinwe Okorie                       | <b>RECORD BOOK</b>           |   |         | 130                                   | National Awards                       |
| 32-33                 | Breanna Richardson                  | 77-78                        | Single-Game Records                         | 131     | SEC Awards                            |                                       |
| 34-35                 | Sherise Williams                    | 78-79                        | Single-Season Records                       | 132-133 | 1,000-Point Club                      |                                       |
| 36                    | Kayla Nevitt/LaKaris Salter         | 80-82                        | Career Records                              | 134     | Letterwinners                         |                                       |
| 37                    | Blair Schaefer/Victoria Vivians     | 83                           | Freshmen Records                            | 135-137 | Mississippi State University          |                                       |
| 38                    | Morgan William                      | 84                           | Sophomore Records                           | 138     | MSU President Dr. Mark Keenum         |                                       |
| <b>COACHING STAFF</b> |                                     | 85                           | Junior Records                              | 139     | Director of Athletics Scott Stricklin |                                       |
| 39-41                 | Head Coach Vic Schaefer             |                              |   |         | 140                                   | Senior Women's Administrator Ann Carr |
| 42-43                 | Associate Head Coach Johnnie Harris |                              |   |         |                                       |                                       |

## 2014-15 MISSISSIPPI STATE WOMEN'S BASKETBALL QUICK FACTS

|                                    |   |  |                                |
|------------------------------------|---|--|--------------------------------|
| <b>GENERAL INFORMATION</b>         |   | <b>2013-2014 TEAM INFORMATION</b>                    |                                |
| Location                           | Starkville, Miss.                         | STARTERS RETURNING                                   | 4                              |
| Founded                            | February 28, 1878                         | STARTERS LOST  | 1                              |
| Enrollment                         | 20,363                                    | LETTERWINNERS RETURNING                              | 8                              |
| Colors                             | Maroon (PMS 202) and White                | LETTERWINNERS LOST                                   | 2                              |
| Nickname                           | Bulldogs                                  | OTHERS RETURNING                                     | 1                              |
| Conference                         | Southeastern                              | NEWCOMERS  | 5                              |
| Arena (Capacity)                   | Humphrey Coliseum (10,500)                | <b>HISTORY</b>                                       |                                |
| President                          | Dr. Mark Keenum (Mississippi State, 1984) | 2013-14 Record                                       | 22-14 (5-11 SEC)               |
| Faculty Representative             | Dr. Steven Turner (Mercer, 1975)          | All-Time Record                                      | 562-590 (40 years)             |
| Director of Athletics              | Scott Stricklin (Mississippi State, 1992) | All-Time Non-Conference Record                       | 440-319 (40 years)             |
| Associate AD/Women's Sports        | Ann Carr (Mississippi State, 1990)        | All-Time Conference Record                           | 122-271 (32 years)             |
| <b>COACHING STAFF</b>              |   | Humphrey Coliseum All-Time Record                    | 337-191 (39 years)             |
| Head Coach                         | Vic Schaefer (Texas A&M, 1984)            | All-Time SEC Tournament Record                       | 15-35                          |
|                                    | 3rd season at MSU, 10th overall           | WNIT Record  | 7-7                            |
| Overall Head Coach Record          | 115-141 (9 years)                         | NCAA Tournament Record                               | 6-6                            |
| Schaefer's MSU Record              | 35-31 (2 years)                           | <b>ATHLETIC MEDIA RELATIONS</b>                      |                                |
| Schaefer's MSU SEC Record          | 10-22                                     | Senior Associate AD/External Affairs                 | Scott Wetherbee                |
| Overall Postseason Appearances     | WNIT Quarterfinals (2013-14)              | <i>Assistant Director/Women's Basketball Contact</i> |                                |
| Associate Head Coach               | Johnnie Harris (Ark. Baptist, 1996)       | Brock Turnipseed (Mississippi State, 2001)           |                                |
|                                    | 3rd season                                | Office Phone (662) 325-7556                          |                                |
| Assistant Coaches                  | Aqua Franklin (Texas A&M, 2009)           | Cell Phone (662) 418-7409                            |                                |
|                                    | 3rd season                                | Fax Number (662) 325-3654                            |                                |
| Director of Operations             | Elena Lovato (Pittsburg State, 2008)      | Press Row Number (662) 325-3776                      |                                |
|                                    | 1st season                                | <b>RADIO NETWORK</b>                                 |                                |
| Dir. of Scouting/Video Coordinator | Maryann Baker (Texas A&M, 2011)           | Radio Network  | Bulldog Sports (WKBB 100.9 FM) |
|                                    | 3rd season                                | Contact  | Don Williams                   |
| Director of Sports Medicine        | Skylar Collins (Texas A&M, 2012)          | Email  | dwilliams@learfieldsports.com  |
|                                    | 2nd season                                | Play-by-Play   | Jason Crowder                  |
|                                    | Mary McLendon (Colorado, 1994)            | Color Analyst  | Charlie Winfield               |
|                                    | 19th season                               | Address  | P.O. Box 5327                  |
| Office Associate                   | Diane Brown                               |  |                                |
| Office Phone                       | (662) 325-0198                            |  |                                |

## CREDITS

**Editor:** Brock Turnipseed | **Layout and Design:** Brock Turnipseed | **Cover Design & Artwork:** John Schaffhauser  
**Editing & Research:** Eric Beovich, Tessa Brennan, Drew Caves, John Galatas, Will Goodwin, Bridgette Hudak, Morgan MacGuire, Kaytlin Nowell, Chloe Simmons, Kaitlan Suddeth, Alden Thornhill.  
**Photography:** Megan Bean (MSU University Relations), Andrew D. Bernstein (NBAE/Getty Images), Hannah Foslien / NBAE / Getty Images, Ron Hoskins (NBAE/Getty Images), Russ Houston (MSU University Relations), MSU Athletic Media Relations, Blake McCollum, Beth Newman (MSU University Relations), Jennifer Pottheiser (NBAE/Getty Images), Doug Sampson and David Sherman (NBAE/Getty Images), Bill Simmonds.  
*Mississippi State University does not discriminate on the basis of race, color, religion, national origin, sex, age, disability or veteran status. Mary Alexander, Interim Director of the Office of Diversity and Equity Programs (McArthur Hall, Room 223, P.O. Box 6199, Mississippi State, MS 39762, 662-325-2493) has been designated as the responsible employee to coordinate efforts to carry out responsibilities and makes investigations of complaints relating to discrimination in conforming with Title IX of the Education Amendments of 1972, Sections 503 and 504 of the Rehabilitation Act of 1974 and the Americans with Disabilities Act of 1990.*



## VIC SCHAEFER INTERVIEWS

ALL interviews with head women's basketball coach Vic Schaefer should be directed through the MSU Athletic Media Relations office. Please contact Brock Turnipseed at 662.325.7556. There will be a weekly on-campus interview opportunity during the season.

## PLAYER INTERVIEWS

Interviews with our players are encouraged; however, ALL interviews must be arranged through Brock Turnipseed in the Athletic Media Relations Office. This policy facilitates the orderly scheduling and completion of the desired interview. All player interviews must be arranged at least 24 hours in advance. Players are not available on gameday until following the NCAA-mandated 10-minute cooling off period after the game. Please coordinate all requests with Turnipseed. MSU Athletic Media Relations will not supply the media home or cellular telephone numbers for Bulldog student-athletes. Likewise, training room, locker room, practice facility and apartment/dormitory areas are considered private player areas and are off-limits to the media.

## SEC TELECONFERENCE

Mississippi State head coach Vic Schaefer will be available along with the other SEC head coaches twice this season. The MSU media relations office will send out those dates and the information to join the conference call when they become available.

## PRACTICE COVERAGE

All practices are CLOSED to the public. However, media officials wishing to speak with Head Coach Vic Schaefer or players may do so before or after scheduled practices provided a 24-hour notice has been given to the MSU Athletic Media Relations office.

## MEDIA WORK ROOM

The media work room is located in the President's Reception Room located on the Humphrey Coliseum concourse adjacent to the Mize Pavilion lobby. Media may enter through the President's Room exterior entrance located on the west side of Humphrey Coliseum.

## MEDIA PARKING

Media parking is open anywhere in the vicinity of Humphrey Coliseum. This season, media may park in the lot on the west side of the arena and access the media work room through the President's Reception Room exterior entrance.

## HOTEL ROOMS

As you make plans for this season and need assistance with accommodations, please contact our office as soon as possible.

## REAL-TIME INTERNET POLICY

Mississippi State retains the rights to the distribution of play-by play, statistical material and photographs of MSU basketball during, and for 30 minutes following, game action, just as it retains the rights to the video and audio description of game action. All rights to the dissemination of audio, video and real-time material is granted on a contractual basis only. Failure to abide by these restrictions may result in revocation of press credentials.

## RADIO BROADCAST INFORMATION

Business phone lines and ISDN phone lines are available for radio broadcast on press row. Please inform Turnipseed of your broadcasting needs prior to gameday. Radio personnel should contact Don Williams at 662.325.4171 for additional information.

## MSU SATELLITE SERVICES

MSU's basketball highlights, taped game footage, game preview material and postgame interviews of the Bulldogs' home games will be available to television outlets via satellite. The only games not covered by this satellite service are those televised contests where a feed will be available from the network. Postgame highlight feeds include highlights from both teams, as well as Coach Schaefer's postgame interview. For more information on MSU's satellite and television services, please contact Bennie Ashford (662.325.1332).

## MEDIA CREDENTIALS

Arrangements for media credentials for Mississippi State's home basketball games must be made through the MSU Athletic Media Relations Office. Requests by accredited media members should be made in writing and submitted on company letterhead to Brock Turnipseed (via mail: P.O. Box 5308, MSU, MS 39762, or by fax, 662.325.3654). Credential requests received via e-mail will only be granted to media representatives that regularly cover Mississippi State basketball or their weekly opponents. Priority for the issuance of credentials will be given to daily newspapers, radio stations and television stations which cover MSU on a regular basis. Due to space limitations, weekly publications, non-broadcasting radio representatives and online services may not be granted credentials. Student publications, radio stations and Web sites that do not regularly cover MSU or its opponent, will be limited to one working media credential and/or one sideline photo

## MISSISSIPPI STATE ATHLETIC MEDIA RELATIONS



### WOMEN'S BASKETBALL CONTACT

Brock Turnipseed, Asst. Media Relations Dir.  
*E-Mail:* bturnipseed@athletics.msstate.edu  
*Office:* 662.325.7556  
*Cell:* 662.418.7409  
*Twitter:* @HailStateWBK or @brockt\_msu  
*Facebook:* HailStateWBK

### MSU ATHLETIC MEDIA RELATIONS PHONE

662.325.0540

### MSU ATHLETIC MEDIA RELATIONS FAX

662.325.2563 (Bryan) | 662.325.3654 (Coliseum)

### MSU ATHLETICS WEBSITE

<http://www.hailstate.com>

### MAILING/OVERNIGHT ADDRESSES

Athletic Media Relations  
 Post Office Box 5308  
 Mississippi State, MS 39762

#### *Use for gameday materials*

55 Coliseum Drive  
 Room 202  
 Mississippi State, MS 39762

### MSU ATHLETIC MEDIA RELATIONS STAFF

**Scott Wetherbee - Senior Associate AD/External Affairs**  
 (662) 325-2277 | [swetherbee@athletics.msstate.edu](mailto:swetherbee@athletics.msstate.edu)

#### **John R. Cade - Asst. AD/Media & Public Relations**

*Digital Media*  
 (662) 325-0971 | [jrcade@athletics.msstate.edu](mailto:jrcade@athletics.msstate.edu)

#### **Bill Martin - Asst. AD/Media Relations**

*Football*  
 (662) 325-0967 | [bmartin@athletics.msstate.edu](mailto:bmartin@athletics.msstate.edu)

#### **Bob Carskadon - Asst. Director/Media Relations**

*HailStateBEAT Digital Media Reporter*  
 (662) 325-4582 | [bcarskadon@athletics.msstate.edu](mailto:bcarskadon@athletics.msstate.edu)

#### **Gregg Ellis - Asst. Director/Media Relations**

*Men's Basketball, Track & Field*  
 (662) 325-3595 | [gellis@athletics.msstate.edu](mailto:gellis@athletics.msstate.edu)

#### **Kyle Niblett - Asst. Director/Media Relations**

*Baseball, Football*  
 (662) 325-8040 | [kniblett@athletics.msstate.edu](mailto:kniblett@athletics.msstate.edu)

#### **Andrew Piper - Asst. Director/Media Relations**

*Football, Softball*  
 (662) 325-0972 | [apiper@athletics.msstate.edu](mailto:apiper@athletics.msstate.edu)

#### **Brock Turnipseed - Asst. Director/Media Relations**

*Women's Basketball, Soccer*  
 (662) 325-7556 | [bturnipseed@athletics.msstate.edu](mailto:bturnipseed@athletics.msstate.edu)

#### **Diane Keith - Office Associate**

(662) 325-0540 | [dkeith@athletics.msstate.edu](mailto:dkeith@athletics.msstate.edu)

### OTHER IMPORTANT PHONE NUMBERS

|  |              |
|--|--------------|
| Humphrey Coliseum Press Row.....         | 662.325.3776 |
| MSU Women's Basketball Office.....       | 662.325.0198 |
| MSU Athletic Ticket Office.....          | 662.325.2600 |
| MSU Athletic Director's Office.....      | 662.325.8082 |
| MSU Sr. Associate AD/Women's Sports..... | 662.325.0977 |
| Bulldog Club.....                        | 662.325.3074 |
| University Switchboard.....              | 662.325.2323 |



pass, if applicable. Other credential requests will be filled on a space-available basis. Non-working spouses, dates, relatives, non-workers and anyone 18 years of age or younger are not permitted on press row. Media credential holders who violate this policy risk forfeiture of future credentials. **Media credentials must be requested at least 48 hours prior to the requested game.** Media credential holders on press row who are not actively covering the game, or credential wearers on the sideline who are not on assignment, will be asked to leave those respective areas. Press row or sideline security will be requested should the credential wearer not comply. Credentials used in an unauthorized manner will be revoked immediately, and news organizations who allow credentials to fall into improper hands will have the credentials revoked for the remainder of the year or the succeeding year, at the university's discretion. MSU is not responsible for securing credentials for road games.

## **PHOTOGRAPHERS/VIDEOGRAPHERS**

MSU follows the guidelines established by the NCAA Communications Committee and the SEC regarding sideline control to insure the sideline is a working media area. The following guidelines are adhered to: 1) Each photographer is required to wear a media credential at all times; 2) In accordance with NCAA policies, no freelance photographers will be credentialed; 3) Cutline writers, messengers and equipment carriers are not permitted in the photographer's area. Photo assistants or others holding a "sideline" pass must remain out of the photo area immediately adjacent to the playing court. This will insure that photographers/videographers have the appropriate working area; 4) Tripods are not permitted in photographer's area. Monopods are permissible; 5) The areas behind the team benches are considered bench areas and are to be used only for the passage between the court ends. This area may not be used as a photo zone.

## **POSTGAME INTERVIEWS**

MSU officials will recognize the NCAA's 10-minute cooling-off period following each MSU game this season, home and away. Head coach Vic Schaefer will be available for postgame interview purposes following each game in the media work room at the north end entrance to the Coliseum. MSU players will be available 10 minutes following the cooling-off period in the media interview room. MSU players, however, may not be approached on the court following games for interviews. The visiting head coach and players will be available following the cooling-off period in the postgame interview room. This media opportunity will be coordinated by the visiting media relations director and MSU Media Relations personnel.

## **SECSPORTSMEDIA.COM**

This Website offers authorized media immediate access to the latest, original press information and photographs from the SEC and its member schools, now in an interactive format accessible by sport or school. Updated directly by the league's SIDs and SEC media relations staff, secsportsmedia.com is a vital daily tool of SEC and national media. Registration is free. secsportsmedia.com is the best source for game notes and statistics from the Bulldog basketball team. Individuals requesting these items via e-mail will be directed to the SEC Media Website.

## **PRIOR TO GAMEDAY**

Mississippi State requests an updated roster and a StatCrew roster file be sent at least 72 hours prior to the game. Please send game notes at least 12 hours in advance. These materials may be e-mailed to [bturipseed@athletics.msstate.edu](mailto:bturipseed@athletics.msstate.edu). For those wishing not to travel with media guides, those may be sent to: Brock Turnipseed, Assistant Director for Athletic Media Relations, 55 Coliseum Blvd., Humphrey Coliseum Room 202, Mississippi State, MS 39762. Please earmark the package FOR WOMEN'S BASKETBALL GAME. For UPS and FedEx shipping, the contact phone number should be listed as (662) 325-7556. Please specify whether you wish to have leftover media guides returned or discarded. MSU notes will be available 12 hours prior to the game at [secsportsmedia.com](http://secsportsmedia.com). Updated statistics will be available following the previous contest. If the situation arises where a change is needed to the 12-hour released notes, those will be made available on the Website and noted as an updated version. Following the previous contest prior to your game against MSU, please include Turnipseed on your postgame e-mail list for statistics.

## **INTERNET ACCESS / STATISTICS**

Humphrey Coliseum is equipped with wireless internet capabilities. The MSU Wireless Guest network must be accessed using a supplied password that will be posted in the media room prior to each game. Please contact a member of the MSU Media Relations staff for assistance once you arrive at Humphrey Coliseum. In-game statistics (team, individual and play-by-play) are available via the official MSU athletics Website, [www.HailState.com](http://www.HailState.com). Please click on the Live Stats link in the current events box on the right side of the page.

## **IN-GAME STATISTICS**

During games, official statistics will be available via computer or tablet through MSU's StatBroadcast page, [msu.statbroadcast.com](http://msu.statbroadcast.com).

## **BULLDOG BASKETBALL ON THE RADIO**

### **PRIMARY STATIONS**

WKBB-FM 100.9

WXWX-FM 96.3 (Tupelo)

### **SECONDARY STATION FOR SPORT CONFLICTS**

WMXU-FM 106.1

### **HAIL STATE HOOPS BROADCAST TEAM**

Jason Crowder, Play by Play

Charlie Winfield, Color Analyst

## **MISSISSIPPI STATE WOMEN'S BASKETBALL IN SOCIAL MEDIA**



**@HailStateWBK**



**HailStateWomensBasketball**



**HailStateWBK**





# WELCOME TO THE HUMP...

Humphrey Coliseum, the largest on-campus basketball arena in the state of Mississippi, will be the home of Bulldog Basketball for the 40th season during the 2014-15 campaign. Opened in 1975, Humphrey Coliseum has undergone many modifications during recent years to rank as one of the finest multi-purpose facilities in the South-eastern Conference.

The arena has seen numerous renovations over the years, with the most recent being the addition of a new scoreboard that was installed in July.

Mississippi State partnered with Daktronics, Inc., to provide an integrated LED high-definition center-hung video display system that includes four main video displays and two ring displays suspended above the court to keep fans informed and entertained throughout every event. The display is 50 percent larger than the board it replaced.

The four main video displays of the center-hung feature tight 6 millimeter line spacing and measure more than 8 feet high by 15.5 feet wide. The display incorporates excellent contrast for crisp, clear imagery while providing wide angle visibility to ensure every seat has a great view.

The middle ring display measures 2 feet high by more than 66 feet wide. The bottom ring display measures 2 feet high by more than 62 feet wide. Both ring displays feature 10 millimeter line spacing and provide additional statistics and other game information. They also provide options for sponsors to be highlighted throughout the event or at select moments of the event.

The new addition replaced the scoreboard that was added in 2004 thanks to the Henry Mize Foundation and comes one year after the men's and women's basketball teams greatly upgraded their locker rooms.

Complete with kitchens, state-of-the-art lockers with media enhancements, video rooms and team rooms, the renovations were made possible thanks to a generous gift from Tommy and Terri Nusz, loyal Bulldogs in Houston, Texas.

## THE MIZE CONTRIBUTIONS

The late Henry Mize hailed from Booneville, Miss., and was a 1938 MSU alumnus and lifetime supporter of Mississippi State Athletics, while his nephew, Paul "Buzzy" Mize of Tupelo, Miss., and a

1978 State graduate, has served as the executor of the Henry Mize Foundation.

Another major renovation project, completed in November 1998 by Pryor Construction, Inc., out of Tupelo, Miss., involved the addition of approximately 1,000 maroon theatre-style chairback seats to increase the Coliseum's permanent seating capacity to nearly 10,500. This improvement to the Bulldogs' basketball arena was accomplished with the realignment of the lower-deck seats plus the addition of permanent foldout chairback seats at courtside.

In addition to the Coliseum's re-configured seating plan that features chair back seats courtside often found at NBA arenas, an improved lighting system was installed this past summer to enhance the electric atmosphere at "The Hump." Additional restrooms were also added to the east side of the facility at the time.

The Hump was expanded to its current capacity after it was increased to 10,000 in 1995 with the addition of permanent seats around the Coliseum's inner concourse. During the summer of 1996, the Coliseum underwent major renovations to accommodate the MSU athletic department's growing need for additional locker room availability.

Standing the equivalent of a seven-story building (84 feet), Humphrey Coliseum is 318 feet long and 268 feet wide and was originally constructed from approximately 450,000 red Mississippi-made bricks.

Named in honor of George Duke Humphrey, a former Mississippi State president (1934-45), the Coliseum hosts numerous other functions, including concerts. It also houses some administrative and Olympic sport offices.

## THE NEW-LOOK FLOOR

In 2000, Humphrey Coliseum was graced with the arrival of a new hard maple floor, courtesy of the Horner Flooring Company of Dollar Bay, Mich. MSU's basketball playing surface measures 112 feet long and 60 feet wide, and back in July the surface received a complete overhaul, with the "Mississippi State" wordmark replacing the M-State logo.

A high-directivity distributed loudspeaker system was installed in 2001 by Sound and Communications, Inc., of Jackson, Miss., to enhance the Coliseum's public address and sound reinforcement system.

Also added in recent years has been rotating corporate sponsor-



ship signage at the scorer's table located between Mississippi State's bench area and the visiting team's bench.

The Coliseum has also added new, attractive banners honoring the men's and women's SEC championships and postseason tournament appearances, as well as banners acknowledging the achievements of Bailey Howell, Babe McCarthy and the legendary voice of the Bulldogs, Jack Cristil.

Since Humphrey Coliseum opened in December of 1975, the Bulldogs have won more than 70 percent of their battles at "The Hump." The Bulldog women claimed their first win in the Hump in 1975, knocking off Belhaven 63-59. Since then, the program has compiled a 337-191 record (.638) on the home court.

Mississippi State has registered winning home seasons seven of the last eight campaigns, including tallying a 70.4% winning percentage (38-16) the last three seasons

During its time in Humphrey Coliseum, Mississippi State has posted 29 winning seasons at home. In two seasons under Vic Schaefer, the Bulldogs have won 73.7% of their games at Humphrey Coliseum, a 28-10 mark.

### **MORE RECORDS SHATTERED**

The 2013-14 season was a memorable year at the Hump for MSU. During the run to the WNIT quarterfinals, Mississippi State posted a 16-5 home mark, the most wins in a season in program history.

Not only was it memorable for the on-court accomplishments, but because it was the best season in program history attendance-wise.

The 48,733 fans that entered the Humphrey Coliseum turnstiles last season bettered the previous mark of 26,290, set in the 2002-03 season, by 22,443.

Since the 2001-02 campaign, nearly 275,000 fans have watched Mississippi State at the Hump, an average of 1,365 per contest. That number has jumped in Schaefer's two seasons as 71,117 have attended 38 contests, an average of 1,872 per game.



*The Bulldogs celebrated after knocking off Auburn to earn a trip to the 2014 WNIT Quarterfinals.*







# NUSZ PLAYER SUITE





# MIZE PAVILION









# ADVENTURE





# MAROON MADNESS & COWBELL YELL





# IN MEMORY OF SERRA PEARSON

SEPT. 16, 1998 - NOV. 13, 2014







*1998-99 NCAA First Round*



*1999-00 NCAA Second Round*



*2001-02 NCAA Second Round*



*2002-03 NCAA Second Round*



*2008-09 NCAA Second Round*



*2009-10 NCAA Sweet 16*





**1987-88 NWIT Second Round**



**1997-98 WNIT First Round**



**2000-01 WNIT Quarterfinals**



**2004-05 WNIT First Round**



**2006-07 WNIT Round of 16**



**2007-08 WNIT Second Round**



**2003-14 WNIT Quarterfinals**



**BULLDOGS IN THE**

**PROS**



**LATOYA THOMAS**

Top overall pick by the Cleveland Rockers in 2003 WNBA Draft.



**TAN WHITE**

Drafted second overall by the Indiana Fever in the 2005 WNBA Draft.



**CHANEL MOKANGO**

Drafted ninth overall by the Atlanta Dream in the 2010 WNBA Draft.



**ARMELIE LUMANU**

Drafted 23rd by the Indiana Fever in the 2010 WNBA Draft.



**ALEXIS RACK**

Drafted 29th by the San Antonio Stars in the 2010 WNBA Draft.



**SHARON THOMPSON**

Drafted sixth overall by the San Jose Lasers in the 1998 American Basketball League Draft.



| MONTH     | DATE   | OPPONENT                                 | TIME (CST) |
|-----------|--------|--|------------|
| NOV. 9    | SUN.   | ARKANSAS-FORT SMITH (EXHIBITION)         | 2 P.M.     |
| NOV. 14   | FRI.   | % MERCER                                 | 8 P.M.     |
| NOV. 16   |        | % ARKANSAS STATE/JACKSON STATE           |            |
| Nov. 20   |        | % WNIT Semifinals                        |            |
| Nov. 23   |        | % WNIT Championship (CBS Sports Network) | 2 p.m.     |
| NOV. 25   | TUES.  | LOUISIANA-MONROE                         | 7 P.M.     |
| Nov. 29   | Sat.   | at New Orleans                           | 2 p.m.     |
| DEC. 2    | TUES.  | NORTH DAKOTA STATE                       | 7 P.M.     |
| DEC. 7    | SUN.   | SOUTHEASTERN LOUISIANA                   | 2 P.M.     |
| DEC. 11   | THURS. | LOUISIANA TECH                           | 7 P.M.     |
| Dec. 14   | Sun.   | at Southern Mississippi                  | 2 p.m.     |
| DEC. 15   | MON.   | MISSISSIPPI VALLEY STATE                 | 7 P.M.     |
| Dec. 17   | Wed.   | at Louisiana-Lafayette                   | 11 a.m.    |
| Dec. 20   | Sat.   | ^ Illinois-Chicago                       | 9:30 p.m.  |
| Dec. 21   | Sun.   | ^ Miami (Ohio)                           | 6 p.m.     |
| DEC. 29   | MON.   | ARKANSAS-PINE BLUFF                      | 7 P.M.     |
| JAN. 2    | FRI.   | * GEORGIA                                | 3 P.M.     |
| Jan. 4    | Sun.   | * at Missouri                            | 2 p.m.     |
| JAN. 8    | THURS. | * ARKANSAS (FSN)                         | 8 P.M.     |
| Jan. 11   | Sun.   | * at Vanderbilt                          | 2 p.m.     |
| JAN. 15   | THURS. | * LSU                                    | 7 P.M.     |
| JAN. 18   | SUN.   | * ALABAMA (FSN)                          | 3 P.M.     |
| Jan. 22   | Thurs. | * at Ole Miss (SECN)                     | 8 p.m.     |
| Jan. 26   | Mon.   | * at Auburn (SECN)                       | 8 p.m.     |
| JAN. 29   | THURS. | * VANDERBILT                             | 7 P.M.     |
| Feb. 1    | Sun.   | * at Tennessee (SECN)                    | 2 p.m.     |
| FEB. 8    | SUN.   | * TEXAS A&M (SECN)                       | 2 P.M.     |
| Feb. 12   | Thurs. | * at Kentucky (SECN)                     | 6 p.m.     |
| FEB. 15   | SUN.   | * FLORIDA (SECN)                         | 3 P.M.     |
| Feb. 22   | Sun.   | * at Alabama                             | 2 p.m.     |
| Feb. 26   | Thurs. | * at South Carolina (FSN)                | 6 p.m.     |
| MARCH 1   | SUN.   | * OLE MISS (FSN)                         | 1 P.M.     |
| March 4-8 |        | ! SEC Tournament                         |            |

% - Preseason Women's NIT

^ - Las Vegas Holiday Hoops Classic (South Point Hotel Arena; Las Vegas, Nev.)

\* - SEC Game

! - North Little Rock, Ark.

Home Games In Bold

All Times Central & Subject To Change



## NUMERICAL ROSTER

| No. | Name                 | Pos. | Ht.  | Cl. | Exp. | Hometown/School                                  |
|-----|----------------------|------|------|-----|------|--|
| 00  | Dominique Dillingham | G    | 5-9  | So. | 1L   | Spring, Texas (Klein Collins HS)                 |
| 1   | Blair Schaefer       | G    | 5-7  | Fr. | HS   | Starkville, Miss. (Starkville HS)                |
| 2   | Morgan William       | G    | 5-5  | Fr. | HS   | Birmingham, Ala. (Shades Valley HS)              |
| 3   | Breanna Richardson   | F    | 6-1  | So. | 1L   | Conyers, Ga. (Rockdale County HS)                |
| 5   | Sherise Williams     | F    | 6-1  | Jr. | 2L   | St. Louis, Mo. (McCluer HS)                      |
| 10  | Martha Alwal         | C    | 6-4  | Sr. | 3L   | Worthington, Minn. (Worthington HS)              |
| 13  | Ketara Chapel        | F    | 6-1  | So. | 1L   | Temple, Texas (Temple HS)                        |
| 14  | Kendra Grant         | G    | 5-11 | Sr. | 3L   | Richland, Miss. (Richland HS)                    |
| 21  | Jerica James         | G    | 5-5  | Sr. | 3L   | Wynne, Ark. (North Little Rock HS)               |
| 23  | Kayla Nevitt         | G    | 5-10 | Fr. | HS   | Houston, Texas (Andy Dekaney HS)                 |
| 35  | Victoria Vivians     | F    | 6-1  | Fr. | HS   | Carthage, Miss. (Scott Central HS)               |
| 44  | LaKaris Salter       | F    | 6-1  | Fr. | HS   | Tallahassee, Fla. (Florida A&M DRS)              |
| 45  | Chinwe Okorie        | C    | 6-5  | So. | SQ   | Lagos, Nigeria (Stoneleigh-Burnham [Mass.] Prep) |
| 51  | Savannah Carter      | G    | 5-9  | Sr. | 1L   | Tulsa, Okla. (Trinity Valley CC)                 |

## ALPHABETICAL ROSTER

| No. | Name                 | Pos. | Ht.  | Cl. | Exp. | Hometown/School                                  |
|-----|----------------------|------|------|-----|------|--|
| 10  | Martha Alwal         | C    | 6-4  | Sr. | 3L   | Worthington, Minn. (Worthington HS)              |
| 51  | Savannah Carter      | G    | 5-9  | Sr. | 1L   | Tulsa, Okla. (Trinity Valley CC)                 |
| 13  | Ketara Chapel        | F    | 6-1  | So. | 1L   | Temple, Texas (Temple HS)                        |
| 00  | Dominique Dillingham | G    | 5-9  | So. | 1L   | Spring, Texas (Klein Collins HS)                 |
| 14  | Kendra Grant         | G    | 5-11 | Sr. | 3L   | Richland, Miss. (Richland HS)                    |
| 21  | Jerica James         | G    | 5-5  | Sr. | 3L   | Wynne, Ark. (North Little Rock HS)               |
| 23  | Kayla Nevitt         | G    | 5-10 | Fr. | HS   | Houston, Texas (Andy Dekaney HS)                 |
| 45  | Chinwe Okorie        | C    | 6-5  | So. | SQ   | Lagos, Nigeria (Stoneleigh-Burnham [Mass.] Prep) |
| 3   | Breanna Richardson   | F    | 6-1  | So. | 1L   | Conyers, Ga. (Rockdale County HS)                |
| 44  | LaKaris Salter       | F    | 6-1  | Fr. | HS   | Tallahassee, Fla. (Florida A&M DRS)              |
| 1   | Blair Schaefer       | G    | 5-7  | Fr. | HS   | Starkville, Miss. (Starkville HS)                |
| 35  | Victoria Vivians     | F    | 6-1  | Fr. | HS   | Carthage, Miss. (Scott Central HS)               |
| 2   | Morgan William       | G    | 5-5  | Fr. | HS   | Birmingham, Ala. (Shades Valley HS)              |
| 5   | Sherise Williams     | F    | 6-1  | Jr. | 2L   | St. Louis, Mo. (McCluer HS)                      |

## COACHING STAFF

|   |  |
|---|--|
| <b>Head Coach:</b>                        | Vic Schaefer - Third Season (Texas A&M, 1984)          |
| <b>Associate Head Coach:</b>              | Johnnie Harris - Third Season (Arkansas Baptist, 1996) |
| <b>Assistant Coach/Recruiting Coord.:</b> | Aqua Franklin - Third Season (Texas A&M, 2009)         |
| <b>Assistant Coach:</b>                   | Elena Lovato - First Season (Pittsburg State, 2008)    |
| <b>Director of Operations:</b>            | Maryann Baker - Third Season (Texas A&M, 2011)         |
| <b>Director of Scouting/Video Coord.:</b> | Skylar Collins - Second Season (Texas A&M, 2012)       |

## PRONUNCIATION GUIDE

Martha **ALWAL** – ALL-Wall  
**KETARA CHAPEL** – Kah-TARE-ah CHAP-ul  
**JERICA** James – JER-i-ca  
**CHINWE OKORIE** – CHIN-way Oh-CORE-ee  
**BREANNA** Richardson – Bree-AHN-ah  
**LAKARIS** Salter – La-CARE-is  
**SHERISE** Williams – Sha-REESE

# ROSTER BREAKDOWN

## BY CLASS

### SENIORS (4)

Martha Alwal  
 Savannah Carter  
 Kendra Grant  
 Jerica James

### JUNIOR (1)

Sherise Williams

### SOPHOMORES (4)

Ketara Chapel  
 Dominique Dillingham  
 Chinwe Okorie  
 Breanna Richardson

### FRESHMEN (5)

Kayla Nevitt  
 LaKaris Salter  
 Blair Schaefer  
 Victoria Vivians  
 Morgan William

## BY REGION

### ALABAMA (1)

Morgan William

### ARKANSAS (1)

Jerica James

### FLORIDA (1)

LaKaris Salter

### GEORGIA (1)

Breanna Richardson

### MINNESOTA (1)

Martha Alwal

### MISSISSIPPI (3)

Kendra Grant  
 Blair Schaefer  
 Victoria Vivians

### MISSOURI (1)

Sherise Williams

### OKLAHOMA (1)

Savannah Carter

### TEXAS (3)

Ketara Chapel  
 Dominique Dillingham  
 Kayla Nevitt

### FEDERAL REPUBLIC OF NIGERIA (1)

Chinwe Okorie





# 10 MARTHA ALWAL

Center | 6-4 | Senior  
Worthington, Minn. | Worthington HS

Enters her senior campaign as the SEC's active career leader with 257 blocks, 10th-most in SEC history, 824 rebounds and 31 double-doubles... Second among returning NCAA Division I players in career blocks ... Rates 18th in school history with 1,063-career points.

**2013-14 (JUNIOR)**

Earned First Team All-SEC honors from the league coaches and Associated Press after leading the team and rating 12th in the SEC with 14.9 ppg... Named to the SEC All-Defensive Team for the second-straight year and the league's co-defensive player of the year after rating third in the league with 8.8 rebounds per game and first in blocks with 2.7 per game... Ranked second in the SEC on the boards and first in blocks... Finished the year second in the league on the offensive glass, pulling down 3.4 per contest... Tied Chanel Mokango (2008-09) for MSU's single-season blocks record with 97... Passed Sandra Butler (1982-83) for the season rebounding record with 317... Pulled down 12 double-doubles, third-most in the SEC... Averaged 14.2 points and a league third-most 9.1 rebounds in SEC contests... Posted a conference-most 45 blocks (2.8 per game) in SEC play... Led the Bulldogs in scoring 15 times and rebounds 21 times... Had 28 double-figure scoring games, including seven with 20-plus points... Started all 36 games, averaging 33.2 minutes per contest... Shot 49.2% (195-of-396) from the field and 148-of-215 (68.8%) from the free-throw line... Rated fourth in MSU annals with 148 made free throws and 215 attempts... Joined State's 1,000-point club during a 16-point outing against Missouri in the SEC Tournament opening round... Had an SEC season-high 23 rebounds to go with 25 points in a home win against Ole Miss... Had the SEC's best rebounding game for the third-straight season and became the first Bulldog since 1988 and the first SEC player since 2008 to record 20 points and 20 rebounds in a game... Earned SEC Player of the Week honors twice during the season... Claimed the first accolade Dec. 16 following a 19-point performance against Southern Miss... Also received the honor Feb. 24 after averaging 21.5 points, 19.0 rebounds and 5.0 blocks against Alabama and Ole Miss... Tallied 18 points, 15 boards and a school fourth-most seven blocks against the Crimson Tide before capping the week with her 25-point, 23-rebound effort against the Rebels... Followed those efforts with a 12-point, 16-rebound showing against Kentucky... Contributed 17 points, 12 boards in the season's first meeting against Ole Miss... Turned in 20 points in a home win against Georgia and 23 points, including the winning basket, against Vanderbilt... Opened the WNIT with 15 points against Tulane... Added 17 points, 15 rebounds against Southern Miss in the second round and 11 points, 11 rebounds in the Round of 16 win against Auburn... Selected to the Gulf Coast Showcase All-Tournament Team after averaging 16.7 points, 7.3 rebounds and 3.3 blocks to lead MSU to the championship game... Tallied 25 points in the tournament opener against Grand Canyon... Scored 19 points and added eight rebounds and four blocks in a win against James Madison... Added eight rebounds and blocked three shots to become MSU's career blocks leader in the championship tilt against MTSU... Had a run of three-straight games with 20-plus points, beginning with a 25-point, 15-rebound showing in front of friends and family at North Dakota State... Added 24 points, 10 rebounds versus Southeastern Louisiana and 22 points against Mississippi Valley State.

**CAREER HIGHS**

**POINTS**

25, 3x, last vs. Ole Miss (2-23-14)

**REBOUNDS**

23, vs. Ole Miss (2-23-14)

**FIELD GOALS MADE**

10, 2x, last vs. Grand Canyon (11-29-13)

**FIELD GOAL ATTEMPTS**

21, vs. Ole Miss (2-23-14)

**3-POINT FG MADE**

1, at South Carolina (2-24-13)

**3-POINT FG ATTEMPTS**

1, 3x, last vs. Middle Tennessee (12-1-13)

**FREE THROWS MADE**

12, vs. SE Louisiana (12-20-13)

**FREE THROW ATTEMPTS**

16, at North Dakota St. (12-17-13)

**ASSISTS**

4, vs. Florida A&M (12-16-12)

**BLOCKS**

10, vs. Jacksonville St. (11-11-11)

**STEALS**

4, at LSU (1-30-14)

**MARTHA ALWAL'S CAREER STATISTICS**

**ALL GAMES**

| Year         | GP        | GS        | Min         | Avg         | Total      |            |             | 3-Point  |          |             | F-Throw    |            |             | Rebounds   |            |            |            | PF         | FO       | Ast       | TO         | Blk        | Stl       | Pts         | Avg         |
|--------------|-----------|-----------|-------------|-------------|------------|------------|-------------|----------|----------|-------------|------------|------------|-------------|------------|------------|------------|------------|------------|----------|-----------|------------|------------|-----------|-------------|-------------|
|              |           |           |             |             | FG         | FGA        | Pct         | FG       | FGA      | Pct         | FT         | FTA        | Pct         | Off        | Def        | Tot        | Avg        |            |          |           |            |            |           |             |             |
| 2011-12      | 30        | 15        | 744         | 24.8        | 68         | 171        | .398        | 0        | 0        | .000        | 25         | 42         | .595        | 76         | 139        | 215        | 7.2        | 50         | 0        | 15        | 33         | 82         | 22        | 161         | 5.4         |
| 2012-13      | 30        | 28        | 949         | 31.6        | 133        | 292        | .455        | 1        | 2        | .500        | 97         | 123        | .789        | 92         | 200        | 292        | 9.7        | 56         | 1        | 30        | 71         | 78         | 23        | 364         | 12.1        |
| 2013-14      | 36        | 36        | 1197        | 33.2        | 195        | 396        | .492        | 0        | 1        | .000        | 148        | 215        | .688        | 121        | 196        | 317        | 8.8        | 79         | 2        | 18        | 56         | 97         | 31        | 538         | 14.9        |
| <b>TOTAL</b> | <b>96</b> | <b>79</b> | <b>2890</b> | <b>30.1</b> | <b>396</b> | <b>859</b> | <b>.461</b> | <b>1</b> | <b>3</b> | <b>.333</b> | <b>270</b> | <b>380</b> | <b>.711</b> | <b>289</b> | <b>535</b> | <b>824</b> | <b>8.6</b> | <b>185</b> | <b>3</b> | <b>63</b> | <b>160</b> | <b>257</b> | <b>76</b> | <b>1063</b> | <b>11.1</b> |

**SEC GAMES**

| Year         | GP        | GS        | Min         | Avg         | Total      |            |             | 3-Point  |          |             | F-Throw    |            |             | Rebounds   |            |            |            | PF        | FO       | Ast       | TO        | Blk        | Stl       | Pts        | Avg         |
|--------------|-----------|-----------|-------------|-------------|------------|------------|-------------|----------|----------|-------------|------------|------------|-------------|------------|------------|------------|------------|-----------|----------|-----------|-----------|------------|-----------|------------|-------------|
|              |           |           |             |             | FG         | FGA        | Pct         | FG       | FGA      | Pct         | FT         | FTA        | Pct         | Off        | Def        | Tot        | Avg        |           |          |           |           |            |           |            |             |
| 2011-12      | 16        | 7         | 393         | 24.6        | 31         | 95         | .326        | 0        | 0        | .000        | 12         | 21         | .571        | 40         | 64         | 104        | 6.5        | 24        | 0        | 5         | 19        | 40         | 12        | 74         | 4.6         |
| 2012-13      | 16        | 16        | 538         | 33.6        | 79         | 175        | .451        | 1        | 2        | .500        | 43         | 60         | .717        | 44         | 116        | 160        | 10.0       | 36        | 1        | 9         | 39        | 43         | 12        | 202        | 12.6        |
| 2013-14      | 16        | 16        | 592         | 37.0        | 87         | 199        | .437        | 0        | 0        | .000        | 53         | 83         | .639        | 44         | 101        | 145        | 9.1        | 34        | 1        | 10        | 32        | 45         | 17        | 227        | 14.2        |
| <b>TOTAL</b> | <b>48</b> | <b>39</b> | <b>1523</b> | <b>31.7</b> | <b>197</b> | <b>469</b> | <b>.420</b> | <b>1</b> | <b>2</b> | <b>.500</b> | <b>108</b> | <b>164</b> | <b>.659</b> | <b>128</b> | <b>281</b> | <b>409</b> | <b>8.5</b> | <b>94</b> | <b>2</b> | <b>24</b> | <b>90</b> | <b>128</b> | <b>41</b> | <b>503</b> | <b>10.5</b> |



**2012-13 (SOPHOMORE)**

Claimed second team All-SEC honors and honorable mention league accolades from the Associated Press... Also won the 2013 Gillom Trophy as Mississippi's top collegiate women's basketball player after posting 12.1 ppg and 9.7 rpg... Shot 45.5% from the field and 78.9% from the line, a tally that rated second in the SEC and ninth-best in a season... Led the SEC with 16 double-doubles, giving her 19 for her career, most among active SEC players... Registered a double-double in league play, averaging 12.6 points and 10.0 rebounds per game... Also topped the league with 9.7 rebounds per game... Pulled down 292 boards, fourth-most in MSU single-season history and the second-most by a sophomore... Also topped the SEC in blocks with a 2.6 per-game tally that was 17th-best in the nation... Rated fourth in State single-season annals and first in the sophomore record book with 78 blocks... Tallied eight blocks in a regular-season win against Alabama, the third-highest mark in school history, the most by a sophomore and an SEC season high... Also swatted seven shots against Florida Atlantic, tying her for fifth-most in a game and the second-most by a sophomore... Scored 23 points and grabbed an SEC season-high 18 rebounds in a season-opening win against Houston... Averaged 17.3 points and 9.7 rebounds in the three-game Hardwood Tournament of Hope in Puerto Vallarta, Mexico... Had a 21-point, 12-rebound effort against Troy... Posted back-to-back double-doubles against Florida (17 points, 12 rebounds) and LSU (17 points, 14 rebounds)... Backed up a 12-point, 10-rebound effort vs. No. 16 Texas A&M with a 23 points, 12 boards and five blocks in a home win against Ole Miss... Tallied 16 points, nine boards at No. 9 Tennessee... Recorded three-straight double-doubles against Arkansas, Missouri and Ole Miss... Had 15 points and 15 rebounds to go with her eight swats against Alabama... Wrapped the home slate with 12 points, 14 rebounds and four blocks in a 50-38 upset of No. 11 Georgia... Tallied 15 points and 10 rebounds in the regular-season finale at Auburn.

**2011-12 (FRESHMAN)**

Named to the SEC All-Freshman Team after leading the SEC and rating 16th nationally with an MSU third-most 82 blocks... Averaged 5.4 points

and an SEC sixth-most 7.2 rebounds... Led the SEC with 2.7 blocks per game and a 2.5 SEC average... Named SEC Freshman of the Week after recording a double-double with 10 blocks, a school- and Humphrey Coliseum-record, and 11 rebounds in her debut... Her 10-block effort was an SEC season high and tied for third in SEC annals... Followed that effort with 14 points and 11 rebounds against Xavier... Set an MSU rookie record and tied for fifth-most in a game with 22 boards against Alcorn State... Ten of those boards came on offense, the first Bulldog since 1988 to register double-figure offensive boards... Recorded her third double-double of the season against Mississippi Valley State, pulling in 12 rebounds while scoring 17 points... Hauled in 11 rebounds against Georgia and 14 to go along with seven points and six blocks against Arkansas... Scored 11 points while grabbing eight rebounds and blocking seven shots at Georgia... Grabbed 10 rebounds and scored seven points while blocking five shots against Ole Miss.

**HIGH SCHOOL**

Prepped for Eric Linder at Worthington High School in Minnesota... Three-star player by HoopGuriz, the No. 16 center in the nation... Tabbed No. 20 in Minnesota by gprep.net... Named AAA All-State, All-Area, All-Southwest Conference and Minnesota AP All-State Honorable Mention following her senior season... Tabbed second team all-state by the Minnesota Basketball News... Named to the Minnesota AAA all-star team... Set a school record with 284 career swats... Scored 1,079 career points, an average of 15.8... Earned all-area honors for her play during the 2009-10 season... Was also a standout volleyball player for WHS.

**PERSONAL**

Born March 20, 1993... The daughter of Opothy and Abella Omot... Majoring in educational psychology.



Following the 2012-13 season, Martha Alwal won the CSpire Gillom Trophy as Mississippi's top female college basketball player.



### ALWAL'S 2011-12 GAME-BY-GAME STATISTICS (\* — INDICATES GAME STARTED)

| Opponent          | Min. | FG-A | 3PT-A | FT-A | O-D-T    | PF | Ast. | TO | Blk. | Stl. | Pts. |
|-------------------|------|------|-------|------|----------|----|------|----|------|------|------|
| Jacksonville St.  | *28  | 2-3  | 0-0   | 0-0  | 2-9-11   | 2  | 1    | 0  | 10   | 1    | 4    |
| Xavier            | *32  | 6-9  | 0-0   | 2-2  | 4-7-11   | 3  | 0    | 1  | 3    | 2    | 14   |
| Alcorn St.        | *30  | 4-8  | 0-0   | 1-4  | 10-12-22 | 3  | 1    | 0  | 2    | 0    | 9    |
| at Texas A&M      | *26  | 1-3  | 0-0   | 0-0  | 0-3-3    | 0  | 2    | 1  | 2    | 1    | 2    |
| Miss. Valley St.  | *29  | 7-11 | 0-0   | 3-4  | 5-7-12   | 2  | 0    | 2  | 8    | 0    | 17   |
| at Savannah St.   | 16   | 0-1  | 0-0   | 0-0  | 1-4-5    | 2  | 1    | 1  | 0    | 0    | 0    |
| South Alabama     | 21   | 2-3  | 0-0   | 3-4  | 3-5-8    | 0  | 0    | 2  | 2    | 0    | 7    |
| Tulane            | 25   | 2-4  | 0-0   | 0-0  | 1-3-4    | 2  | 1    | 2  | 3    | 1    | 4    |
| at Louisiana Tech | 30   | 2-6  | 0-0   | 2-4  | 2-7-9    | 3  | 0    | 1  | 5    | 1    | 6    |
| Southern Miss     | *33  | 4-10 | 0-0   | 1-2  | 2-2-4    | 2  | 2    | 0  | 1    | 2    | 9    |
| La.-Lafayette     | *24  | 4-8  | 0-0   | 0-0  | 2-6-8    | 3  | 2    | 4  | 5    | 0    | 8    |
| vs. Oklahoma St.  | *20  | 0-0  | 0-0   | 0-0  | 0-4-4    | 2  | 0    | 0  | 1    | 0    | 0    |
| vs. Nevada        | 15   | 0-2  | 0-0   | 0-0  | 0-3-3    | 1  | 0    | 0  | 0    | 2    | 0    |
| LSU               | 19   | 2-4  | 0-0   | 0-0  | 0-2-2    | 3  | 0    | 0  | 1    | 1    | 4    |
| at Kentucky       | 19   | 0-5  | 0-0   | 0-1  | 1-3-4    | 1  | 0    | 3  | 1    | 1    | 0    |
| at Alabama        | 13   | 1-3  | 0-0   | 0-0  | 2-3-5    | 0  | 1    | 1  | 1    | 1    | 2    |
| Georgia           | 32   | 3-7  | 0-0   | 0-0  | 4-7-11   | 1  | 2    | 2  | 4    | 1    | 6    |
| at Ole Miss       | *30  | 2-7  | 0-0   | 1-2  | 2-4-6    | 3  | 0    | 1  | 1    | 0    | 5    |
| Auburn            | *28  | 4-5  | 0-0   | 1-2  | 3-7-10   | 2  | 1    | 2  | 5    | 1    | 9    |
| Arkansas          | *32  | 3-10 | 0-0   | 1-2  | 7-7-14   | 2  | 0    | 1  | 6    | 0    | 7    |
| at So. Carolina   | *29  | 3-9  | 0-0   | 0-0  | 3-3-6    | 0  | 0    | 1  | 0    | 0    | 6    |
| at Georgia        | 26   | 4-7  | 0-0   | 3-3  | 6-2-8    | 2  | 1    | 1  | 7    | 1    | 11   |
| Vanderbilt        | 28   | 0-6  | 0-0   | 1-3  | 4-4-8    | 0  | 0    | 1  | 2    | 1    | 1    |
| at LSU            | *28  | 4-9  | 0-0   | 0-0  | 1-4-5    | 2  | 0    | 3  | 2    | 2    | 8    |
| Ole Miss          | *32  | 2-7  | 0-0   | 3-6  | 3-7-10   | 2  | 0    | 0  | 5    | 1    | 7    |
| Tennessee         | *29  | 2-4  | 0-0   | 0-0  | 1-6-7    | 4  | 0    | 1  | 3    | 0    | 4    |
| at Arkansas       | 15   | 0-6  | 0-0   | 0-0  | 1-2-3    | 2  | 0    | 0  | 1    | 0    | 0    |
| at Florida        | 16   | 1-3  | 0-0   | 0-0  | 0-1-1    | 0  | 0    | 1  | 0    | 0    | 2    |
| Kentucky          | 17   | 0-3  | 0-0   | 2-2  | 2-2-4    | 0  | 0    | 1  | 2    | 2    | 2    |
| Vanderbilt        | 22   | 3-8  | 0-0   | 1-1  | 4-3-7    | 1  | 0    | 0  | 0    | 0    | 7    |



### ALWAL'S 2012-13 GAME-BY-GAME STATISTICS (\* — INDICATES GAME STARTED)

| Opponent          | Min. | FG-A  | 3PT-A | FT-A  | O-D-T   | PF | Ast. | TO | Blk. | Stl. | Pts. |
|-------------------|------|-------|-------|-------|---------|----|------|----|------|------|------|
| Houston           | *38  | 7-17  | 0-0   | 9-10  | 11-7-18 | 3  | 0    | 3  | 4    | 0    | 23   |
| Hampton           | *34  | 1-5   | 0-0   | 11-12 | 3-6-9   | 1  | 1    | 3  | 1    | 0    | 13   |
| Louisiana Tech    | 27   | 3-5   | 0-0   | 0-1   | 2-4-6   | 1  | 0    | 0  | 5    | 2    | 6    |
| vs. Winthrop      | *40  | 8-17  | 0-0   | 7-8   | 6-7-13  | 2  | 2    | 3  | 1    | 2    | 23   |
| vs. UCSB          | *32  | 2-7   | 0-0   | 6-6   | 3-2-5   | 0  | 1    | 2  | 2    | 0    | 10   |
| vs. UCF           | *39  | 7-12  | 0-0   | 5-6   | 6-5-11  | 2  | 1    | 5  | 2    | 1    | 19   |
| Savannah State    | *21  | 2-3   | 0-0   | 2-2   | 1-1-2   | 3  | 2    | 4  | 1    | 0    | 6    |
| at Southern Miss  | 32   | 2-6   | 0-0   | 2-2   | 2-8-10  | 1  | 1    | 0  | 3    | 0    | 6    |
| Florida Atlantic  | *31  | 4-9   | 0-0   | 2-3   | 6-7-13  | 0  | 3    | 7  | 7    | 2    | 10   |
| Florida A&M       | *21  | 3-6   | 0-0   | 3-4   | 1-10-11 | 2  | 4    | 1  | 1    | 0    | 9    |
| Jacksonville St.  | *7   | 0-0   | 0-0   | 0-0   | 0-3-3   | 0  | 0    | 0  | 0    | 1    | 0    |
| Northwestern St.  | *29  | 4-9   | 0-0   | 2-3   | 4-9-13  | 1  | 2    | 1  | 2    | 1    | 10   |
| Troy              | *30  | 8-13  | 0-0   | 5-6   | 2-10-12 | 1  | 2    | 0  | 2    | 1    | 21   |
| at Vanderbilt     | *29  | 6-9   | 0-0   | 2-3   | 2-5-7   | 1  | 0    | 2  | 0    | 0    | 14   |
| South Carolina    | *23  | 1-4   | 0-0   | 2-2   | 3-5-8   | 4  | 0    | 0  | 4    | 0    | 4    |
| Florida           | *38  | 6-11  | 0-0   | 5-5   | 2-10-12 | 2  | 0    | 0  | 2    | 0    | 17   |
| at LSU            | *34  | 7-14  | 0-0   | 3-4   | 6-8-14  | 5  | 0    | 6  | 3    | 0    | 17   |
| at Kentucky       | *18  | 0-3   | 0-0   | 0-0   | 0-4-4   | 1  | 0    | 6  | 0    | 0    | 0    |
| Texas A&M         | *38  | 3-12  | 0-0   | 6-6   | 3-7-10  | 2  | 0    | 2  | 1    | 0    | 12   |
| Ole Miss          | *36  | 10-13 | 0-0   | 3-4   | 3-9-12  | 1  | 0    | 4  | 5    | 0    | 23   |
| at Tennessee      | *40  | 7-12  | 0-0   | 2-7   | 2-7-9   | 3  | 0    | 2  | 2    | 2    | 16   |
| Arkansas          | *37  | 5-13  | 0-0   | 4-6   | 3-9-12  | 1  | 0    | 1  | 3    | 1    | 14   |
| at Missouri       | *40  | 4-13  | 0-0   | 6-8   | 5-10-15 | 1  | 2    | 4  | 2    | 3    | 14   |
| at Ole Miss       | *36  | 6-10  | 0-0   | 1-3   | 3-8-11  | 2  | 1    | 4  | 5    | 1    | 13   |
| LSU               | *19  | 0-5   | 0-0   | 0-0   | 0-1-1   | 1  | 1    | 1  | 1    | 0    | 0    |
| Alabama           | *35  | 7-18  | 0-1   | 4-7   | 4-11-15 | 4  | 1    | 2  | 8    | 3    | 18   |
| at South Carolina | *37  | 5-12  | 1-1   | 2-2   | 2-4-6   | 4  | 2    | 1  | 1    | 1    | 13   |
| Georgia           | *38  | 5-11  | 0-0   | 2-2   | 3-11-14 | 1  | 1    | 3  | 4    | 0    | 12   |
| at Auburn         | *40  | 7-15  | 0-0   | 1-1   | 3-7-10  | 3  | 1    | 1  | 2    | 1    | 15   |
| vs. Alabama       | *30  | 3-8   | 0-0   | 0-0   | 1-5-6   | 3  | 2    | 3  | 4    | 1    | 6    |

### ALWAL'S 2013-14 GAME-BY-GAME STATISTICS (\* — INDICATES GAME STARTED)

| Opponent            | Min. | FG-A  | 3PT-A | FT-A  | O-D-T    | PF | Ast. | TO | Blk. | Stl. | Pts. |
|---------------------|------|-------|-------|-------|----------|----|------|----|------|------|------|
| at Houston          | *13  | 4-5   | 0-0   | 2-3   | 3-4-7    | 5  | 0    | 1  | 1    | 2    | 10   |
| Jackson St.         | *27  | 7-11  | 0-0   | 3-7   | 5-3-8    | 3  | 0    | 2  | 4    | 1    | 17   |
| New Orleans         | *33  | 6-9   | 0-0   | 5-5   | 3-6-9    | 0  | 0    | 1  | 2    | 2    | 17   |
| Tennessee Tech      | *27  | 7-12  | 0-0   | 3-3   | 5-5-10   | 0  | 0    | 1  | 3    | 2    | 17   |
| Savannah St.        | *25  | 5-10  | 0-0   | 5-5   | 1-6-7    | 4  | 1    | 1  | 3    | 0    | 15   |
| vs. Grand Canyon    | *37  | 10-15 | 0-0   | 5-5   | 2-4-6    | 3  | 0    | 2  | 3    | 1    | 25   |
| vs. James Madison   | *35  | 7-9   | 0-0   | 5-8   | 3-5-8    | 4  | 0    | 2  | 4    | 0    | 19   |
| vs. Middle Tenn.    | *29  | 2-7   | 0-1   | 2-4   | 4-4-8    | 2  | 1    | 2  | 3    | 1    | 6    |
| La.-Lafayette       | *24  | 3-10  | 0-0   | 8-9   | 5-9-14   | 0  | 2    | 1  | 1    | 0    | 14   |
| Alabama St.         | *16  | 3-5   | 0-0   | 2-2   | 1-7-8    | 3  | 0    | 1  | 5    | 0    | 8    |
| Southern Miss       | *40  | 8-12  | 0-0   | 3-5   | 4-5-9    | 3  | 0    | 1  | 1    | 0    | 19   |
| at North Dakota St. | *34  | 8-12  | 0-0   | 9-16  | 8-7-15   | 0  | 0    | 0  | 1    | 0    | 25   |
| SE Louisiana        | *21  | 6-13  | 0-0   | 12-13 | 5-5-10   | 1  | 1    | 0  | 2    | 0    | 24   |
| Miss. Valley St.    | *29  | 9-13  | 0-0   | 4-8   | 3-1-4    | 3  | 2    | 0  | 0    | 1    | 22   |
| at Florida          | *32  | 2-7   | 0-0   | 2-5   | 2-3-5    | 4  | 0    | 2  | 0    | 2    | 6    |
| Auburn              | *37  | 7-12  | 0-0   | 4-6   | 2-4-6    | 2  | 2    | 3  | 5    | 0    | 18   |
| at Arkansas         | *38  | 8-16  | 0-0   | 2-6   | 2-9-11   | 2  | 0    | 2  | 2    | 1    | 18   |
| Tennessee           | *37  | 4-9   | 0-0   | 2-4   | 5-4-9    | 3  | 0    | 2  | 2    | 1    | 10   |
| at Texas A&M        | *23  | 3-12  | 0-0   | 0-2   | 3-1-4    | 0  | 0    | 1  | 1    | 0    | 6    |
| at Ole Miss         | *43  | 5-12  | 0-0   | 7-9   | 2-10-12  | 3  | 2    | 2  | 3    | 2    | 17   |
| Missouri            | *40  | 5-12  | 0-0   | 3-4   | 4-9-13   | 2  | 1    | 0  | 3    | 2    | 13   |
| at LSU              | *40  | 4-7   | 0-0   | 0-2   | 3-4-7    | 1  | 1    | 1  | 3    | 4    | 8    |
| Georgia             | *37  | 7-14  | 0-0   | 6-7   | 0-7-7    | 0  | 1    | 0  | 2    | 0    | 20   |
| South Carolina      | *28  | 4-10  | 0-0   | 2-4   | 2-2-4    | 5  | 0    | 2  | 2    | 2    | 10   |
| at Auburn           | *40  | 6-13  | 0-0   | 2-4   | 1-2-3    | 1  | 0    | 5  | 4    | 1    | 14   |
| Vanderbilt          | *36  | 8-15  | 0-0   | 7-7   | 0-6-6    | 4  | 0    | 3  | 2    | 1    | 23   |
| at Alabama          | *45  | 6-15  | 0-0   | 6-7   | 5-10-15  | 0  | 3    | 5  | 7    | 0    | 18   |
| Ole Miss            | *45  | 9-21  | 0-0   | 7-9   | 11-12-23 | 2  | 0    | 1  | 3    | 0    | 25   |
| Kentucky            | *44  | 5-15  | 0-0   | 2-4   | 2-14-16  | 2  | 0    | 1  | 5    | 0    | 12   |
| at Georgia          | *27  | 4-9   | 0-0   | 1-3   | 0-4-4    | 3  | 0    | 2  | 1    | 1    | 9    |
| vs. Missouri        | *35  | 5-10  | 0-0   | 6-7   | 3-3-6    | 1  | 0    | 1  | 3    | 0    | 16   |
| vs. Florida         | *29  | 3-6   | 0-0   | 3-4   | 1-3-4    | 4  | 0    | 1  | 2    | 0    | 9    |
| Tulane              | *37  | 5-12  | 0-0   | 5-6   | 2-3-5    | 1  | 0    | 1  | 5    | 2    | 15   |
| Southern Miss       | *43  | 4-9   | 0-0   | 9-13  | 8-7-15   | 4  | 1    | 3  | 4    | 1    | 17   |
| Auburn              | *38  | 4-9   | 0-0   | 3-7   | 8-3-11   | 2  | 0    | 1  | 5    | 1    | 11   |
| South Florida       | *33  | 2-8   | 0-0   | 1-2   | 3-5-8    | 2  | 0    | 2  | 0    | 0    | 5    |





# 51 SAVANNAH CARTER

Guard | 5-9 | Senior  
Tulsa, Okla. | Trinity Valley CC

## 2013-14 (JUNIOR)

Had 78 steals in her first season at MSU, fourth-most in the SEC, 10th-most in school single-season history and third-most by a Bulldog junior... Played in all 36 games, starting all but two... Averaged 7.3 ppg, shooting 37.2% from the field, 38.6% from 3-point range and 65.9% from the free-throw line... Finished third on the squad with 4.9 rebounds per game and 82 assists... Paced the team in scoring and rebounding four times each... Topped the Bulldogs in steals in 17 games... Scored double figures in 13 games... Averaged 10.3 ppg in the WNIT, including 15 points against Tulane and 13 against Southern Miss... Scored at a 9.0 clip in the SEC Tournament, scoring 10 points to open a run of three-straight double-figure games... Ended the regular season with 10 points each against Ole Miss and Georgia and 11 against Kentucky... Scored 10 points in a setback to South Carolina... Had 14 points, seven rebounds in the Gulf Coast Showcase championship game against Middle Tennessee... Tallied a season-high 21 points against Tennessee Tech, capping a run of four-straight double-figure scoring games to open the season... Collected her first-career double-double with 10 points, 10 rebounds against New Orleans... Finished three steals shy of a triple-double, amassing a school seventh-most seven... Opened her career just missing a double-double, scoring 10 points to go with nine rebounds against Houston.

## 2012-13 (TRINITY VALLEY CC)

Averaged 11.9 points, 7.6 rebounds and 3.2 assists while leading MSU assistant coach Elena Lovato's Trinity Valley Community College squad to a 36-1 record and the NJCAA Division I national championship... Earned all-conference accolades after helping the Lady Cardinals to the Region XIV Conference championship... Rated eighth in NJCAA Division I with 117 steals, an average of 3.3 per contest... Scored double figures 21 times... Tallied six double-doubles and one triple-double (14 pts., 14 rbd., 12 asst. vs. San Jacinto College-North)... Scored 19 points in the region opener against Panola College... Collected 23 points against both Hill College and Tyler JC... Scored double figures in seven of the Lady Cards' last eight regular-season games... Opened the Region XIV Conference tournament with a 22-point, 10-rebound effort against Tyler and 12 points, nine boards against Angelina... Hauled in 10 rebounds in the conference title game against Blinn... Scored nine points in the national semifinal against Gulf Coast State and also in the national championship win against Central Arizona College.

## 2011-12 (GRAMBLING)

Played in 30 games at Grambling, averaging 14 minutes per contest... Averaged 7.5 points and 3.6 rebounds per game... Dished 99 assists on the year, an average of 3.3 per contest that rated third in the SWAC... Scored double figures in 13 games... Tallied a season-best 16 points in an 89-80 overtime win against Oral Roberts... Collected 12 points in a setback at Texas... Dished a season-best nine assists in the rematch against Southern, a 60-59 win... Went 4-for-5 from the field and 7-of-8 at the line for 15 points in a win against Alcorn... Ended the regular season with 10 points at Alabama State and 11 at Alabama A&M... Tallied another 11-point effort against Alabama A&M in the SWAC Tournament opener.

## HIGH SCHOOL

Rated among the top 20 point guards in the country and the second-best player in Oklahoma coming out of Tulsa Memorial High School... Tabbed a Premier Basketball All-American... Four-star recruit by ESPN and a McDonald's All-American nominee after leading her squad to the state tournament all four seasons... Scored 1,244 points in her career... Capped her career by earning third team all-state accolades... Named to the Eastern Oklahoma Elite 8, an eight-member team of the top boys and

## CAREER HIGHS

### POINTS

21, vs. Tennessee Tech (11-21-13)

### REBOUNDS

10, vs. New Orleans (11-17-13)

### FIELD GOALS MADE

6, 2x, last vs. Southern Miss (3-24-14)

### FIELD GOAL ATTEMPTS

15, vs. Tulane (3-20-14)

### 3-POINT FG MADE

2, vs. Tennessee Tech (11-21-13)

### 3-POINT FG ATTEMPTS

4, vs. Florida (3-6-14)

### FREE THROWS MADE

9, vs. Tennessee Tech (11-21-13)

### FREE THROW ATTEMPTS

12, vs. Tennessee Tech (11-21-13)

### ASSISTS

5, 2x, last vs. Miss. Valley St. (12-30-13)

### BLOCKS

1, vs. Southern Miss (3-24-14)

### STEALS

7, vs. New Orleans (11-17-13)

## SAVANNAH CARTER'S CAREER STATISTICS

### ALL GAMES

| Year         | GP        | GS        | Min         | Avg         | Total     |            |             | 3-Point   |           |             | F-Throw   |            |             | Rebounds  |            |            |            | PF         | FO       | Ast       | TO        | Blk      | Stl       | Pts        | Avg        |
|--------------|-----------|-----------|-------------|-------------|-----------|------------|-------------|-----------|-----------|-------------|-----------|------------|-------------|-----------|------------|------------|------------|------------|----------|-----------|-----------|----------|-----------|------------|------------|
|              |           |           |             |             | FG        | FGA        | Pct         | FG        | FGA       | Pct         | FT        | FTA        | Pct         | Off       | Def        | Tot        | Avg        |            |          |           |           |          |           |            |            |
| 2013-14      | 36        | 34        | 1019        | 28.3        | 81        | 218        | .372        | 17        | 44        | .386        | 83        | 126        | .659        | 56        | 120        | 176        | 4.9        | 113        | 5        | 82        | 84        | 1        | 78        | 262        | 7.3        |
| <b>TOTAL</b> | <b>36</b> | <b>34</b> | <b>1019</b> | <b>28.3</b> | <b>81</b> | <b>218</b> | <b>.372</b> | <b>17</b> | <b>44</b> | <b>.386</b> | <b>83</b> | <b>126</b> | <b>.659</b> | <b>56</b> | <b>120</b> | <b>176</b> | <b>4.9</b> | <b>113</b> | <b>5</b> | <b>82</b> | <b>84</b> | <b>1</b> | <b>78</b> | <b>262</b> | <b>7.3</b> |

### SEC GAMES

| Year         | GP        | GS        | Min        | Avg         | Total     |           |             | 3-Point  |           |             | F-Throw   |           |             | Rebounds  |           |           |            | PF        | FO       | Ast       | TO        | Blk      | Stl       | Pts       | Avg        |
|--------------|-----------|-----------|------------|-------------|-----------|-----------|-------------|----------|-----------|-------------|-----------|-----------|-------------|-----------|-----------|-----------|------------|-----------|----------|-----------|-----------|----------|-----------|-----------|------------|
|              |           |           |            |             | FG        | FGA       | Pct         | FG       | FGA       | Pct         | FT        | FTA       | Pct         | Off       | Def       | Tot       | Avg        |           |          |           |           |          |           |           |            |
| 2013-14      | 16        | 15        | 454        | 28.4        | 27        | 76        | .355        | 7        | 18        | .389        | 22        | 36        | .611        | 20        | 41        | 61        | 3.8        | 49        | 3        | 38        | 37        | 0        | 23        | 83        | 5.2        |
| <b>TOTAL</b> | <b>16</b> | <b>15</b> | <b>454</b> | <b>28.4</b> | <b>27</b> | <b>76</b> | <b>.355</b> | <b>7</b> | <b>18</b> | <b>.389</b> | <b>22</b> | <b>36</b> | <b>.611</b> | <b>20</b> | <b>41</b> | <b>61</b> | <b>3.8</b> | <b>49</b> | <b>3</b> | <b>38</b> | <b>37</b> | <b>0</b> | <b>23</b> | <b>83</b> | <b>5.2</b> |



girls players... Also named all-city and all-state by the Tulsa World... Selected to play in the Tulsa Parks All-Star Classic and Jim Thorpe All-Star Game following a senior season that saw her average 16 points and five rebounds in leading Memorial to a second-straight state tournament appearance.

**PERSONAL**

Born Aug. 21, 1993... The daughter of Reginald Carter, Sr. and Heather Nash... Majoring in communication with a concentration in journalism.



**CARTER'S 2013-14 GAME-BY-GAME STATISTICS (\* — INDICATES GAME STARTED)**

| Opponent            | Min. | FG-A | 3PT-A | FT-A | O-D-T  | PF | Ast. | TO | Blk. | Stl. | Pts. |
|---------------------|------|------|-------|------|--------|----|------|----|------|------|------|
| at Houston          | *26  | 3-7  | 1-2   | 5-8  | 6-3-9  | 4  | 2    | 2  | 0    | 1    | 12   |
| Jackson St.         | *31  | 3-8  | 0-2   | 4-4  | 3-3-6  | 4  | 2    | 4  | 0    | 3    | 10   |
| New Orleans         | *17  | 2-8  | 0-1   | 6-8  | 6-4-10 | 2  | 5    | 3  | 0    | 7    | 10   |
| Tennessee Tech      | *28  | 5-8  | 2-2   | 9-12 | 3-3-6  | 3  | 2    | 1  | 0    | 2    | 21   |
| Savannah St.        | *19  | 0-3  | 0-0   | 0-0  | 0-2-2  | 5  | 1    | 1  | 0    | 2    | 0    |
| vs. Grand Canyon    | *23  | 0-2  | 0-1   | 2-2  | 0-1-1  | 4  | 2    | 1  | 0    | 1    | 2    |
| vs. James Madison   | *27  | 2-3  | 0-0   | 2-2  | 1-3-4  | 3  | 2    | 2  | 0    | 1    | 6    |
| vs. Middle Tenn.    | *40  | 4-9  | 0-0   | 6-8  | 2-5-7  | 4  | 0    | 2  | 0    | 4    | 14   |
| La.-Lafayette       | *25  | 0-7  | 0-1   | 3-5  | 0-8-8  | 3  | 0    | 3  | 0    | 4    | 3    |
| Alabama St.         | *29  | 3-5  | 0-0   | 2-4  | 1-4-5  | 1  | 4    | 2  | 0    | 4    | 8    |
| Southern Miss       | *31  | 3-9  | 1-2   | 2-2  | 2-6-8  | 4  | 4    | 1  | 0    | 2    | 9    |
| at North Dakota St. | 29   | 1-5  | 0-1   | 4-6  | 1-7-8  | 2  | 2    | 1  | 0    | 3    | 6    |
| SE Louisiana        | *22  | 2-4  | 1-1   | 3-3  | 1-2-3  | 5  | 1    | 1  | 0    | 4    | 8    |
| Miss. Valley St.    | *26  | 4-8  | 1-1   | 2-4  | 1-3-4  | 3  | 5    | 1  | 0    | 4    | 11   |
| at Florida          | *28  | 2-13 | 1-2   | 3-4  | 3-1-4  | 5  | 1    | 3  | 0    | 2    | 8    |
| Auburn              | *19  | 2-8  | 0-1   | 0-2  | 2-3-5  | 3  | 2    | 3  | 0    | 2    | 4    |
| at Arkansas         | *28  | 1-4  | 0-0   | 0-0  | 1-2-3  | 3  | 3    | 3  | 0    | 1    | 2    |
| Tennessee           | *20  | 2-6  | 0-0   | 0-0  | 1-2-3  | 1  | 2    | 0  | 0    | 2    | 4    |
| at Texas A&M        | *18  | 1-3  | 0-1   | 0-0  | 0-2-2  | 3  | 2    | 1  | 0    | 1    | 2    |
| at Ole Miss         | *26  | 0-0  | 0-0   | 1-2  | 0-3-3  | 4  | 4    | 0  | 0    | 1    | 1    |
| Missouri            | *28  | 2-4  | 0-1   | 0-0  | 3-1-4  | 4  | 2    | 4  | 0    | 2    | 4    |
| at LSU              | *34  | 1-8  | 1-3   | 3-4  | 2-4-6  | 2  | 3    | 2  | 0    | 2    | 6    |
| Georgia             | *31  | 1-2  | 1-2   | 0-2  | 0-5-5  | 2  | 3    | 5  | 0    | 1    | 3    |
| South Carolina      | *36  | 4-7  | 0-1   | 2-4  | 2-5-7  | 2  | 2    | 0  | 0    | 1    | 10   |
| at Auburn           | *25  | 0-2  | 0-1   | 0-0  | 2-2-4  | 2  | 4    | 5  | 0    | 3    | 0    |
| Vanderbilt          | *28  | 2-3  | 1-1   | 0-0  | 0-1-1  | 5  | 4    | 3  | 0    | 1    | 5    |
| at Alabama          | *38  | 1-2  | 1-1   | 0-0  | 1-3-4  | 3  | 3    | 2  | 0    | 2    | 3    |
| Ole Miss            | *45  | 1-5  | 1-2   | 7-8  | 0-2-2  | 2  | 1    | 1  | 0    | 0    | 10   |
| Kentucky            | 28   | 5-5  | 1-1   | 0-0  | 1-2-3  | 5  | 1    | 3  | 0    | 1    | 11   |
| at Georgia          | *22  | 2-4  | 0-1   | 6-10 | 2-3-5  | 3  | 1    | 2  | 0    | 1    | 10   |
| vs. Missouri        | *23  | 3-7  | 1-3   | 1-2  | 3-3-6  | 2  | 1    | 0  | 0    | 2    | 8    |
| vs. Florida         | *35  | 3-9  | 1-4   | 3-4  | 1-3-4  | 3  | 2    | 5  | 0    | 2    | 10   |
| Tulane              | *29  | 6-15 | 1-2   | 2-2  | 3-4-7  | 3  | 3    | 2  | 0    | 0    | 15   |
| Southern Miss       | *40  | 6-14 | 1-2   | 0-2  | 2-7-9  | 4  | 4    | 3  | 1    | 3    | 13   |
| Auburn              | *30  | 3-6  | 0-0   | 2-4  | 0-4-4  | 4  | 2    | 11 | 0    | 4    | 8    |
| South Florida       | *35  | 1-5  | 0-1   | 3-8  | 0-4-4  | 1  | 0    | 1  | 0    | 2    | 5    |







# 13 KETARA CHAPEL

**Forward | 6-1 | Sophomore**  
**Temple, Texas | Temple HS**

## 2013-14 (FRESHMAN)

Named to the SEC Academic Honor Roll following her freshman campaign... Ranked third on the team at the free-throw line, connecting on 73.6%... Ended the year knocking down 16 of her last 18 free-throw attempts... Rated fourth on the squad with 11 blocked shots... Played in 34 games, starting four contests and averaging 17.1 minutes... Averaged 4.2 points and 2.8 rebounds... Led the team on the boards in three games... Also had three double-figure scoring games... Shot 60% (3-of-5) from the floor and 5-of-6 (83.3%) from the charity stripe en route to scoring a season-high 12 points at Ole Miss... Had back-to-back six point, four rebound contests at Georgia and against Missouri in the SEC Tournament... Tallied 11 points, six rebounds in the Gulf Coast Showcase-opening win against Grand Canyon... Collected 10 points in the home opener against Jackson State.

## HIGH SCHOOL

Versatile three-star forward out of Temple High School in Temple, Texas... Prepped for Tamarah Sanders at Temple High School, rating No. 39 at her position... Tapped to the top 100 nationally and Texas' No. 1 power forward in the Class of 2013 by Premier Basketball Report... Nominated for McDonald's All-American following her senior campaign... Earned Texas Girls Coaches Association All-State honors and Texas Association of Basketball Coaches' Class 5A All-Region I Team after leading the Tem-Cats to a 26-9 record and the playoffs during the 2012-13 season... Invited to play in the Texas Shootout All-Star Game... Also selected first team All-District 8-5A following her final prep season... Capped her high school career by being named one of Temple's female athlete of the year winners... Named pre-season all-state prior to her senior campaign by Premier Basketball Report... Averaged 14 points, 9.3 rebounds and three steals as a junior (2011-12) to earn District 12-5A Co-MVP and All-Central Texas Second Team accolades... Also named Waco Tribune Super Centex after helping the 2011-12 Tem-Cats to a 28-9 record and the second round of the playoffs... Also played for Tommy "Speedy" Gregg's Austin Elite.

## PERSONAL

Born June 8, 1995... The daughter of Kevin Chapel and Ankara McNeil... Plans to seek a degree in kinesiology with a concentration in sports pedagogy.

## CAREER HIGHS

### POINTS

12, at Ole Miss (1-23-14)

### REBOUNDS

9, at North Dakota St. (12-17-13)

### FIELD GOALS MADE

4, 2x, last vs. Grand Canyon (11-29-13)

### FIELD GOAL ATTEMPTS

10, at North Dakota St. (12-17-13)

### 3-POINT FG MADE

1, 4x, last vs. South Carolina (2-6-14)

### 3-POINT FG ATTEMPTS

3, at LSU (1-30-14)

### FREE THROWS MADE

6, vs. South Carolina (2-6-14)

### FREE THROW ATTEMPTS

6, 2x, last vs. South Carolina (2-6-14)

### ASSISTS

3, at Houston (11-8-13)

### BLOCKS

3, vs. Jackson St. (11-13-13)

### STEALS

4, vs. Grand Canyon (11-29-13)

## KETARA CHAPEL'S CAREER STATISTICS

### ALL GAMES

| Year         | GP        | GS       | Min        | Avg         | Total     |            |             | 3-Point  |           |             | F-Throw   |           |             | Rebounds  |           |           |            | PF        | FO       | Ast       | TO        | Blk       | Stl       | Pts        | Avg        |
|--------------|-----------|----------|------------|-------------|-----------|------------|-------------|----------|-----------|-------------|-----------|-----------|-------------|-----------|-----------|-----------|------------|-----------|----------|-----------|-----------|-----------|-----------|------------|------------|
|              |           |          |            |             | FG        | FGA        | Pct         | FG       | FGA       | Pct         | FT        | FTA       | Pct         | Off       | Def       | Tot       | Avg        |           |          |           |           |           |           |            |            |
| 2013-14      | 34        | 4        | 581        | 17.1        | 43        | 120        | .358        | 4        | 16        | .250        | 53        | 72        | .736        | 39        | 55        | 94        | 2.8        | 69        | 3        | 19        | 40        | 11        | 22        | 143        | 4.2        |
| <b>TOTAL</b> | <b>34</b> | <b>4</b> | <b>581</b> | <b>17.1</b> | <b>43</b> | <b>120</b> | <b>.358</b> | <b>4</b> | <b>16</b> | <b>.250</b> | <b>53</b> | <b>72</b> | <b>.736</b> | <b>39</b> | <b>55</b> | <b>94</b> | <b>2.8</b> | <b>69</b> | <b>3</b> | <b>19</b> | <b>40</b> | <b>11</b> | <b>22</b> | <b>143</b> | <b>4.2</b> |

### SEC GAMES

| Year         | GP        | GS       | Min        | Avg         | Total     |           |             | 3-Point  |           |             | F-Throw   |           |             | Rebounds  |           |           |            | PF        | FO       | Ast      | TO        | Blk      | Stl      | Pts       | Avg        |
|--------------|-----------|----------|------------|-------------|-----------|-----------|-------------|----------|-----------|-------------|-----------|-----------|-------------|-----------|-----------|-----------|------------|-----------|----------|----------|-----------|----------|----------|-----------|------------|
|              |           |          |            |             | FG        | FGA       | Pct         | FG       | FGA       | Pct         | FT        | FTA       | Pct         | Off       | Def       | Tot       | Avg        |           |          |          |           |          |          |           |            |
| 2013-14      | 16        | 0        | 251        | 15.7        | 16        | 47        | .340        | 3        | 11        | .273        | 27        | 35        | .771        | 22        | 17        | 39        | 2.4        | 36        | 2        | 8        | 16        | 3        | 6        | 62        | 3.9        |
| <b>TOTAL</b> | <b>16</b> | <b>0</b> | <b>251</b> | <b>15.7</b> | <b>16</b> | <b>47</b> | <b>.340</b> | <b>3</b> | <b>11</b> | <b>.273</b> | <b>27</b> | <b>35</b> | <b>.771</b> | <b>22</b> | <b>17</b> | <b>39</b> | <b>2.4</b> | <b>36</b> | <b>2</b> | <b>8</b> | <b>16</b> | <b>3</b> | <b>6</b> | <b>62</b> | <b>3.9</b> |

### CHAPEL'S 2013-14 GAME-BY-GAME STATISTICS (\* — INDICATES GAME STARTED)

| Opponent            | Min.             | FG-A | 3PT-A | FT-A | O-D-T | PF | Ast. | TO | Blk. | Stl. | Pts. |
|---------------------|------------------|------|-------|------|-------|----|------|----|------|------|------|
| at Houston          | 23               | 1-4  | 0-0   | 1-2  | 3-4-7 | 2  | 3    | 2  | 0    | 0    | 3    |
| Jackson St.         | 21               | 4-6  | 0-0   | 2-3  | 3-1-4 | 2  | 0    | 3  | 3    | 1    | 10   |
| New Orleans         | — Did Not Play — |      |       |      |       |    |      |    |      |      |      |
| Tennessee Tech      | 17               | 2-4  | 0-0   | 1-2  | 0-2-2 | 3  | 0    | 5  | 0    | 1    | 5    |
| Savannah St.        | 23               | 2-9  | 0-0   | 3-4  | 2-6-8 | 5  | 2    | 2  | 0    | 0    | 7    |
| vs. Grand Canyon    | 31               | 4-8  | 0-1   | 3-3  | 1-5-6 | 3  | 2    | 2  | 0    | 4    | 11   |
| vs. James Madison   | *27              | 0-1  | 0-1   | 2-4  | 0-3-3 | 4  | 1    | 1  | 0    | 0    | 2    |
| vs. Middle Tenn.    | *22              | 2-6  | 1-2   | 2-2  | 0-0-0 | 1  | 0    | 0  | 0    | 1    | 7    |
| La.-Lafayette       | *15              | 1-3  | 0-0   | 2-3  | 0-0-0 | 1  | 0    | 1  | 0    | 1    | 4    |
| Alabama St.         | 22               | 2-5  | 0-0   | 2-2  | 0-2-2 | 1  | 1    | 1  | 0    | 2    | 6    |
| Southern Miss       | 19               | 1-3  | 0-0   | 1-4  | 0-2-2 | 1  | 0    | 0  | 2    | 1    | 3    |
| at North Dakota St. | *24              | 2-10 | 0-0   | 2-2  | 5-4-9 | 2  | 0    | 0  | 0    | 0    | 6    |
| SE Louisiana        | 19               | 0-1  | 0-0   | 3-4  | 0-1-1 | 0  | 0    | 1  | 1    | 3    | 3    |
| Miss. Valley St.    | — Did Not Play — |      |       |      |       |    |      |    |      |      |      |
| at Florida          | 8                | 0-0  | 0-0   | 0-3  | 2-3-5 | 2  | 0    | 2  | 0    | 0    | 0    |
| Auburn              | 14               | 0-1  | 0-0   | 4-4  | 2-4-6 | 2  | 0    | 0  | 0    | 0    | 4    |
| at Arkansas         | 5                | 0-0  | 0-0   | 1-2  | 1-0-1 | 1  | 0    | 0  | 0    | 0    | 1    |
| Tennessee           | 14               | 0-0  | 0-0   | 1-2  | 2-1-3 | 5  | 0    | 2  | 0    | 0    | 1    |
| at Texas A&M        | 15               | 1-4  | 0-1   | 2-2  | 1-1-2 | 2  | 0    | 1  | 0    | 0    | 4    |
| at Ole Miss         | 22               | 3-5  | 1-2   | 5-6  | 1-0-1 | 4  | 1    | 0  | 0    | 0    | 12   |
| Missouri            | 15               | 2-2  | 0-0   | 0-0  | 1-0-1 | 2  | 1    | 0  | 1    | 0    | 4    |
| at LSU              | 27               | 1-3  | 1-3   | 0-0  | 2-0-2 | 4  | 0    | 2  | 0    | 0    | 3    |
| Georgia             | 12               | 2-6  | 0-2   | 1-2  | 2-1-3 | 2  | 1    | 0  | 0    | 0    | 5    |
| South Carolina      | 23               | 1-6  | 1-1   | 6-6  | 2-2-4 | 0  | 1    | 0  | 1    | 1    | 9    |
| at Auburn           | 18               | 1-6  | 0-0   | 3-4  | 1-0-1 | 3  | 1    | 3  | 0    | 1    | 5    |
| Vanderbilt          | 16               | 1-3  | 0-1   | 0-0  | 0-0-0 | 0  | 0    | 0  | 0    | 2    | 2    |
| at Alabama          | 13               | 0-2  | 0-1   | 0-0  | 0-2-2 | 5  | 1    | 2  | 1    | 0    | 0    |
| Ole Miss            | 10               | 2-4  | 0-0   | 0-0  | 2-0-2 | 0  | 1    | 0  | 0    | 1    | 4    |
| Kentucky            | 19               | 0-1  | 0-0   | 2-2  | 1-1-2 | 3  | 0    | 2  | 0    | 0    | 2    |
| at Georgia          | 20               | 2-4  | 0-0   | 2-2  | 2-2-4 | 1  | 1    | 2  | 0    | 1    | 6    |
| vs. Missouri        | 20               | 3-7  | 0-0   | 0-0  | 1-3-4 | 4  | 0    | 1  | 1    | 1    | 6    |
| vs. Florida         | 14               | 0-1  | 0-1   | 2-2  | 0-1-1 | 1  | 0    | 0  | 1    | 0    | 2    |
| Tulane              | 10               | 1-2  | 0-0   | 0-0  | 0-1-1 | 1  | 0    | 1  | 0    | 1    | 2    |
| Southern Miss       | 11               | 2-3  | 0-0   | 0-0  | 1-1-2 | 1  | 2    | 3  | 0    | 0    | 4    |
| Auburn              | 7                | 0-0  | 0-0   | 0-0  | 0-1-1 | 1  | 0    | 1  | 0    | 0    | 0    |
| South Florida       | 5                | 0-0  | 0-0   | 0-0  | 1-1-2 | 0  | 0    | 0  | 0    | 0    | 0    |







# 00 DOMINIQUE DILLINGHAM

Guard | 5-9 | Sophomore  
Spring, Texas | Klein Collins HS

### 2013-14 (FRESHMAN)

Earned SEC Academic Honor Roll accolades following a rookie season that saw her rate fourth on the team with 8.8 ppg... Also ranked fourth on the boards, pulling down 4.0 rebounds per game... Had the third-most offensive boards with 78... Tied for the third-most steals by a Bulldog freshman, swiping 57 on the season... Topped the team with 35 charges taken... Played in all 36 games, starting 21 times, including 19 of the season's last 20 games... Played 1,005 minutes, third-most on the team and 27.9 per game... Shot 71.2% from the free-throw line, the 14th-best tally in the SEC and the second-highest among league rookies... Named SEC Freshman of the Week Dec. 23 after tallying 17 points, 13 in the first half, in a win against Southeastern Louisiana... Topped the team in scoring three times, steals seven times and blocks three times... Had 12 double-figure scoring games, including a 20-point outing... Scored 11 points and added six rebounds in the WNIT opener against Tulane... Had eight points, all at the free-throw line, with nine rebounds against Southern Miss in the second round... Talled eight points, including a big basket in overtime, in a home win against Ole Miss... Scored a season-best 21 points, the most by a Bulldog freshman since 2007, on five 3-pointers in a win against Missouri... Drew her first SEC start and scored 10 points while adding five rebounds and three steals against Auburn... Paced MSU with 16 points while adding three assists and two steals in her SEC debut at Florida... Earned her first start at North Dakota State, scoring five points and adding five boards... Talled 13 points, five rebounds and six steals, tied for fourth-most by a Bulldog freshman, against Alabama State... Scored 11 points in the Bulldogs' Gulf Coast Showcase win against Grand Canyon... Scored a game-high 19 points with six rebounds against Louisiana-Lafayette... Scored 18 points against Savannah State, hauling in five rebounds, four offensive boards, in the contest... Scored 15 points, including 8-of-9 at the free-throw line, and had six steals against New Orleans... Had eight points and six rebounds in her MSU debut, a win in her hometown area of Houston.

### HIGH SCHOOL

Brings tenacious defense and scoring ability from a standout prep career at Klein Collins High School in Spring, Texas... Averaged 10.9 points, 1.6 assists, 7.1 rebounds and 2.5 steals per contest during her stellar four-year prep career... Three-star prospect by ESPN, rating No. 57 at her position... Named the 20th-best player in Texas' Class of 2013 by Premier Basketball Report... Nominated for McDonald's All-America honors... Selected to play in the Texas Girls' Coaches Association All-Star Game following a stellar senior campaign that saw her lead Klein Collins with a 17.8 ppg scoring average... Also named to the Texas Association of Basketball Coaches and Texas Girls Coaches Association all-state teams... Shot 44% from the floor and 71% from the free-throw line, hitting 197 of her 279 attempts from the stripe... Also paced Klein Collins with 11.3 rebounds, 2.5 assists, 3.9 steals and 1.0 blocks per game... Claimed her fourth All-District 13-5A honor, being named to the first team for the second-straight year and third time overall following her senior campaign... Led head coach Kristi Odom's 2012-13 squad to a 31-7 overall record, 13-3 district mark and the third round of the 5A playoffs... Scored at an 11.9 per-game clip and hauled in 7.6 rebounds per contest as a junior, leading Klein Collins to a 26-11 record, 12-2 district mark and the second round of the UIL Conference 5A playoffs... Named second team all-district as a sophomore after averaging 9.1 points and 4.6 rebounds per game... Played summer basketball for Coach Al Coleman's Cy-Fair Shock.

### PERSONAL

Born Jan. 23, 1995... Daughter of Myron Dillingham and Barbara Dillingham... Majoring in kinesiology and seeking a degree in clinical exercise physiology.

### CAREER HIGHS

#### POINTS

21, vs. Missouri (1-26-14)

#### REBOUNDS

9, vs. Southern Miss (3-24-14)

#### FIELD GOALS MADE

7, 2x, last vs. SE Louisiana (12-20-13)

#### FIELD GOAL ATTEMPTS

16, 2x, last vs. Kentucky (2-27-14)

#### 3-POINT FG MADE

5, vs. Missouri (1-26-14)

#### 3-POINT FG ATTEMPTS

9, vs. Missouri (1-26-14)

#### FREE THROWS MADE

8, 4x, last vs. Southern Miss (3-24-14)

#### FREE THROW ATTEMPTS

14, vs. Southern Miss (3-24-14)

#### ASSISTS

4, 2x, last vs. Georgia (2-2-14)

#### BLOCKS

2, vs. New Orleans (11-17-13)

#### STEALS

6, 3x, last vs. Miss. Valley St. (12-30-13)

## DOMINIQUE DILLINGHAM'S CAREER STATISTICS

### ALL GAMES

| Year         | GP        | GS        | Min         | Avg         | Total     |            |             | 3-Point   |           |             | F-Throw    |            |             | Rebounds  |           |            |            | PF        | FO       | Ast       | TO        | Blk      | Stl       | Pts        | Avg        |
|--------------|-----------|-----------|-------------|-------------|-----------|------------|-------------|-----------|-----------|-------------|------------|------------|-------------|-----------|-----------|------------|------------|-----------|----------|-----------|-----------|----------|-----------|------------|------------|
|              |           |           |             |             | FG        | FGA        | Pct         | FG        | FGA       | Pct         | FT         | FTA        | Pct         | Off       | Def       | Tot        | Avg        |           |          |           |           |          |           |            |            |
| 2013-14      | 36        | 21        | 1005        | 27.9        | 91        | 288        | .316        | 24        | 98        | .245        | 109        | 153        | .712        | 78        | 66        | 144        | 4.0        | 88        | 1        | 44        | 35        | 9        | 57        | 315        | 8.8        |
| <b>TOTAL</b> | <b>36</b> | <b>21</b> | <b>1005</b> | <b>27.9</b> | <b>91</b> | <b>288</b> | <b>.316</b> | <b>24</b> | <b>98</b> | <b>.245</b> | <b>109</b> | <b>153</b> | <b>.712</b> | <b>78</b> | <b>66</b> | <b>144</b> | <b>4.0</b> | <b>88</b> | <b>1</b> | <b>44</b> | <b>35</b> | <b>9</b> | <b>57</b> | <b>315</b> | <b>8.8</b> |

### SEC GAMES

| Year         | GP        | GS        | Min        | Avg         | Total     |            |             | 3-Point   |           |             | F-Throw   |           |             | Rebounds  |           |           |            | PF        | FO       | Ast       | TO        | Blk      | Stl       | Pts        | Avg        |
|--------------|-----------|-----------|------------|-------------|-----------|------------|-------------|-----------|-----------|-------------|-----------|-----------|-------------|-----------|-----------|-----------|------------|-----------|----------|-----------|-----------|----------|-----------|------------|------------|
|              |           |           |            |             | FG        | FGA        | Pct         | FG        | FGA       | Pct         | FT        | FTA       | Pct         | Off       | Def       | Tot       | Avg        |           |          |           |           |          |           |            |            |
| 2013-14      | 16        | 14        | 522        | 32.6        | 37        | 130        | .285        | 17        | 59        | .288        | 32        | 45        | .711        | 30        | 29        | 59        | 3.7        | 39        | 0        | 23        | 15        | 3        | 19        | 123        | 7.7        |
| <b>TOTAL</b> | <b>16</b> | <b>14</b> | <b>522</b> | <b>32.6</b> | <b>37</b> | <b>130</b> | <b>.285</b> | <b>17</b> | <b>59</b> | <b>.288</b> | <b>32</b> | <b>45</b> | <b>.711</b> | <b>30</b> | <b>29</b> | <b>59</b> | <b>3.7</b> | <b>39</b> | <b>0</b> | <b>23</b> | <b>15</b> | <b>3</b> | <b>19</b> | <b>123</b> | <b>7.7</b> |

### DILLINGHAM'S 2013-14 GAME-BY-GAME STATISTICS (\* — INDICATES GAME STARTED)

| Opponent            | Min. | FG-A | 3PT-A | FT-A | O-D-T | PF | Ast. | TO | Blk. | Stl. | Pts. |
|---------------------|------|------|-------|------|-------|----|------|----|------|------|------|
| at Houston          | 16   | 2-11 | 0-0   | 4-6  | 5-1-6 | 4  | 0    | 1  | 0    | 1    | 8    |
| Jackson St.         | 14   | 2-5  | 1-3   | 0-2  | 2-2-4 | 3  | 1    | 2  | 0    | 0    | 5    |
| New Orleans         | 28   | 3-8  | 1-3   | 8-9  | 0-3-3 | 1  | 2    | 1  | 2    | 6    | 15   |
| Tennessee Tech      | 22   | 3-14 | 0-4   | 3-6  | 5-3-8 | 3  | 0    | 1  | 0    | 0    | 9    |
| Savannah St.        | 25   | 5-10 | 0-2   | 8-8  | 4-1-5 | 3  | 3    | 1  | 0    | 0    | 18   |
| vs. Grand Canyon    | 34   | 5-11 | 0-1   | 1-2  | 0-1-1 | 1  | 0    | 1  | 1    | 3    | 11   |
| vs. James Madison   | 17   | 0-2  | 0-1   | 3-4  | 3-1-4 | 3  | 2    | 0  | 0    | 0    | 3    |
| vs. Middle Tenn.    | 19   | 0-5  | 0-1   | 2-4  | 4-0-4 | 5  | 1    | 2  | 0    | 3    | 2    |
| La.-Lafayette       | 26   | 7-13 | 0-2   | 5-7  | 4-2-6 | 2  | 0    | 1  | 1    | 3    | 19   |
| Alabama St.         | 25   | 4-7  | 0-0   | 5-6  | 3-2-5 | 2  | 1    | 3  | 1    | 6    | 13   |
| Southern Miss       | 19   | 2-6  | 0-0   | 8-8  | 2-2-4 | 3  | 0    | 3  | 0    | 1    | 12   |
| at North Dakota St. | *22  | 2-6  | 0-2   | 1-2  | 3-2-5 | 3  | 0    | 1  | 0    | 2    | 5    |
| SE Louisiana        | 20   | 7-11 | 1-1   | 2-2  | 2-1-3 | 1  | 3    | 1  | 1    | 3    | 17   |
| Miss. Valley St.    | 28   | 4-11 | 0-1   | 7-9  | 3-2-5 | 1  | 3    | 0  | 0    | 6    | 15   |
| at Florida          | 38   | 6-12 | 2-5   | 2-3  | 1-2-3 | 3  | 3    | 2  | 1    | 2    | 16   |
| Auburn              | *35  | 4-8  | 2-4   | 0-0  | 3-2-5 | 4  | 3    | 0  | 0    | 3    | 10   |
| at Arkansas         | *39  | 2-8  | 1-2   | 2-4  | 1-7-8 | 4  | 0    | 1  | 1    | 0    | 7    |
| Tennessee           | *30  | 1-11 | 1-7   | 0-0  | 1-0-1 | 1  | 0    | 1  | 0    | 3    | 3    |
| at Texas A&M        | *33  | 1-7  | 0-1   | 3-5  | 5-0-5 | 3  | 0    | 0  | 1    | 0    | 5    |
| at Ole Miss         | *32  | 3-6  | 0-1   | 0-0  | 2-0-2 | 3  | 3    | 1  | 0    | 0    | 6    |
| Missouri            | *37  | 6-16 | 5-9   | 4-6  | 5-1-6 | 0  | 4    | 1  | 0    | 2    | 21   |
| at LSU              | *36  | 1-10 | 1-7   | 6-6  | 0-2-2 | 4  | 2    | 2  | 0    | 1    | 9    |
| Georgia             | *38  | 3-4  | 0-0   | 1-2  | 0-2-2 | 2  | 4    | 0  | 0    | 0    | 7    |
| South Carolina      | *19  | 2-5  | 1-1   | 0-0  | 2-0-2 | 1  | 0    | 0  | 0    | 1    | 5    |
| at Auburn           | *32  | 1-5  | 1-2   | 2-2  | 3-4-7 | 2  | 0    | 0  | 0    | 1    | 5    |
| Vanderbilt          | *29  | 0-3  | 0-2   | 3-6  | 0-1-1 | 1  | 2    | 0  | 0    | 3    | 3    |
| at Alabama          | *34  | 1-10 | 1-4   | 5-5  | 1-1-2 | 4  | 0    | 2  | 0    | 1    | 8    |
| Ole Miss            | *24  | 3-7  | 2-5   | 0-0  | 1-5-6 | 0  | 0    | 0  | 0    | 0    | 8    |
| Kentucky            | *34  | 3-16 | 0-8   | 0-0  | 4-1-5 | 4  | 2    | 2  | 0    | 2    | 6    |
| at Georgia          | 32   | 0-2  | 0-1   | 4-6  | 1-1-2 | 3  | 0    | 3  | 0    | 0    | 4    |
| vs. Missouri        | *25  | 1-2  | 1-2   | 2-2  | 1-0-1 | 3  | 1    | 1  | 0    | 1    | 5    |
| vs. Florida         | *24  | 2-9  | 1-6   | 0-1  | 1-0-1 | 3  | 0    | 0  | 0    | 0    | 5    |
| Tulane              | *26  | 3-6  | 2-4   | 3-6  | 2-4-6 | 1  | 0    | 0  | 0    | 0    | 11   |
| Southern Miss       | *40  | 0-10 | 0-3   | 8-14 | 4-5-9 | 3  | 3    | 1  | 0    | 1    | 8    |
| Auburn              | *25  | 1-4  | 0-1   | 3-6  | 0-4-4 | 2  | 1    | 0  | 0    | 2    | 5    |
| South Florida       | *28  | 1-7  | 0-2   | 4-4  | 0-1-1 | 2  | 0    | 0  | 0    | 0    | 6    |







# 14 KENDRA GRANT

**Guard | 5-11 | Senior**  
**Richland, Miss. | Richland HS**

Rates 20th in career scoring with 961 points... Stands 10th in school history with 297-career 3-point attempts.

### 2013-14 (JUNIOR)

Selected to the SEC Academic Honor Roll... Played in all 36 games, starting 16 times... Rated second on the squad with 11.4 ppg... Went 97-of-122 from the free-throw line for a 79.5% tally that ranked sixth in the conference... Led the team in scoring nine times and had five 20-plus point games... Averaged 13.8 ppg in the WNIT, including 20 points against Auburn and 22, one shy of her career high, versus South Florida... Scored 15 of her 20 points in the second half, including 11 in a 16-2 run, against Auburn in the WNIT Round of 16... Averaged 15.5 points and shot 52.2% from the field and 41.7% from 3-point range in the SEC Tournament... Tallied 17 points in an opening-round win against Missouri and 14 against Florida... Scored double figures in five of the season's final six games... Tallied 20 points at Ole Miss, shooting 50% from the floor, 66.7% from beyond the arc and 80% from the charity stripe... Went 8-for-17 (47.1%) from the field for 21 points against Tennessee... Scored 14 points at Alabama and 13 in a home setback to Kentucky... Opened the home SEC slate with 14 points against Auburn... Scored at a 14.1 clip in pre-SEC play, tallying double figures in 12 of the season's first 14 games... Had 16 points against James Madison to help lead MSU to the finals of the Gulf Coast Showcase... Tied her career high with 23 points and 10 made field goals against New Orleans... Went a career-best 10-of-12 at the line in a 16-point effort against Mississippi Valley State.

### 2012-13 (SOPHOMORE)

Averaged a team second-most 11.8 ppg and pulled down 4.8 rebounds per contest... Shot 68.4% (91-of-133) from the free-throw line... Dished 36 assists and rated second on the team with 38 steals... Rated fourth in the SEC with 34.0 minutes per game... Tallied four 20-point scoring games and a pair of double-figure rebounding contests... Opened the season by scoring double figures in 10 of the team's first 11 games... Had 22 points in the season-opening win against Houston, missing a double-double by one rebound... Had 20 points on a career-best 10 made field goals in a win against Louisiana Tech... Averaged 12.7 ppg in the Hardwood Tournament of Hope, capping the tournament with 10- and 19-point efforts against UC Santa Barbara and Central Florida... Collected her first double-double, scoring 16 points to go along with a career-best 15 rebounds against Savannah State... Opened the SEC home slate with 15 points against No. 15 South Carolina... Followed that effort with a career-high 23 points against Florida on a career-best four 3-pointers... Tallied 20 points on 8-of-12 shooting in a home victory against Ole Miss... Scored 10 points and grabbed five rebounds at No. 9 Tennessee and 11 points, five rebounds in a home win against Arkansas... Tallied 13 points, eight rebounds in an upset of No. 11 Georgia, and 15 points in the regular-season finale at Auburn.

### 2011-12 (FRESHMAN)

Finished her rookie season third on the team in scoring with a 7.3 average... Grabbed 3.9 rebounds per contest... Only player on the team to start all 30 games, averaging 27 minutes a contest... Shot 71.4% from the free-throw line and 28.7% from 3-point range... Drained a team-high 41 3-pointers... Tallied a 7.6 scoring average in SEC games, hitting just under half of her 3-pointers in league contests... Led the team in scoring in four games and had 10 double-figure scoring contests... Hit four field goals, including three from beyond the arc, for 11 points against Alcorn State... Tallied 11 points on a trio of 3-point baskets and pulled in eight rebounds against Tulane... Collected 13 points against Southern Miss... Scored 14 points behind four 3-point field goals vs. Oklahoma State in the opener of the Peppermill Holiday Classic in Reno... Tied for the team high with 11 points in her SEC debut against LSU... Scored 13 points, including the go-ahead 3-pointer, in MSU's win at Alabama... Scored 15 points on six field goals (two 3-pointers) in MSU's win against Auburn... Tied for a team high with 14 points in State's road setback to Georgia... Scored a season-best 17 points on 6-of-13 shooting against Tennessee.

### HIGH SCHOOL

One of the most sought-after recruits in Mississippi while playing for Chimere Turner at Richland High School... Named all-metro and all-district four-straight years... Led her squad to a 24-3 overall record and 11-1 league mark en route to winning the district championship and securing a spot in the 4A south state tournament... Averaged 14.2 points, 6.1 rebounds, 1.6 assists and 2.5 steals per game as a senior... Selected to play in the prestigious Mississippi/Alabama All-Star Game, scoring 14 points and pulling down five rebounds to earn MVP honors after leading Mississippi to a 73-60 win... Selected to The Clarion-Ledger's 2011 Dandy Dozen... Collected an 18.7 per-game scoring average as

### CAREER HIGHS

#### POINTS

23, 2x, last vs. New Orleans (11-17-13)

#### REBOUNDS

15, vs. Savannah State (11-28-12)

#### FIELD GOALS MADE

10, 2x, last vs. New Orleans (11-17-13)

#### FIELD GOAL ATTEMPTS

21, 2x, last at North Dakota St. (12-17-13)

#### 3-POINT FG MADE

4, 3x, last vs. Florida (1-10-13)

#### 3-POINT FG ATTEMPTS

9, vs. Auburn (1-22-12)

#### FREE THROWS MADE

10, vs. Mississippi Valley St. (12-30-13)

#### FREE THROW ATTEMPTS

12, vs. Mississippi Valley St. (12-30-13)

#### ASSISTS

3, 7x, last vs. Vanderbilt (2-16-14)

#### BLOCKS

2, 2x, last vs. Tulane (3-20-14)

#### STEALS

5, vs. Troy (12-29-12)

## KENDRA GRANT'S CAREER STATISTICS

### ALL GAMES

| Year         | GP        | GS        | Min         | Avg         | Total      |            |             | 3-Point   |            |             | F-Throw    |            |             | Rebounds   |            |            |            | PF         | FO       | Ast       | TO         | Blk       | Stl       | Pts        | Avg         |
|--------------|-----------|-----------|-------------|-------------|------------|------------|-------------|-----------|------------|-------------|------------|------------|-------------|------------|------------|------------|------------|------------|----------|-----------|------------|-----------|-----------|------------|-------------|
|              |           |           |             |             | FG         | FGA        | Pct         | FG        | FGA        | Pct         | FT         | FTA        | Pct         | Off        | Def        | Tot        | Avg        |            |          |           |            |           |           |            |             |
| 2011-12      | 30        | 30        | 832         | 27.7        | 74         | 245        | .302        | 41        | 143        | .287        | 30         | 42         | .714        | 31         | 85         | 116        | 3.9        | 69         | 0        | 17        | 55         | 4         | 17        | 219        | 7.3         |
| 2012-13      | 30        | 30        | 1020        | 34.0        | 121        | 368        | .329        | 20        | 57         | .351        | 91         | 133        | .684        | 39         | 105        | 144        | 4.8        | 79         | 2        | 36        | 92         | 7         | 38        | 353        | 11.8        |
| 2013-14      | 36        | 16        | 779         | 21.6        | 142        | 364        | .390        | 30        | 97         | .309        | 97         | 122        | .795        | 39         | 57         | 96         | 2.7        | 95         | 4        | 28        | 60         | 7         | 22        | 411        | 11.4        |
| <b>TOTAL</b> | <b>96</b> | <b>76</b> | <b>2631</b> | <b>27.4</b> | <b>337</b> | <b>977</b> | <b>.345</b> | <b>91</b> | <b>297</b> | <b>.306</b> | <b>218</b> | <b>297</b> | <b>.734</b> | <b>109</b> | <b>247</b> | <b>356</b> | <b>3.7</b> | <b>243</b> | <b>6</b> | <b>81</b> | <b>207</b> | <b>18</b> | <b>77</b> | <b>983</b> | <b>10.2</b> |

### SEC GAMES

| Year         | GP        | GS        | Min         | Avg         | Total      |            |             | 3-Point   |            |             | F-Throw    |            |             | Rebounds  |            |            |            | PF         | FO       | Ast       | TO        | Blk      | Stl       | Pts        | Avg        |
|--------------|-----------|-----------|-------------|-------------|------------|------------|-------------|-----------|------------|-------------|------------|------------|-------------|-----------|------------|------------|------------|------------|----------|-----------|-----------|----------|-----------|------------|------------|
|              |           |           |             |             | FG         | FGA        | Pct         | FG        | FGA        | Pct         | FT         | FTA        | Pct         | Off       | Def        | Tot        | Avg        |            |          |           |           |          |           |            |            |
| 2011-12      | 16        | 16        | 466         | 29.1        | 40         | 125        | .320        | 20        | 66         | .303        | 21         | 28         | .750        | 16        | 40         | 56         | 3.5        | 30         | 0        | 9         | 31        | 4        | 11        | 121        | 7.6        |
| 2012-13      | 16        | 16        | 553         | 34.6        | 59         | 187        | .316        | 11        | 33         | .333        | 45         | 62         | .726        | 19        | 46         | 65         | 4.1        | 46         | 1        | 19        | 38        | 2        | 18        | 174        | 10.9       |
| 2013-14      | 16        | 2         | 302         | 18.9        | 41         | 124        | .331        | 11        | 34         | .324        | 34         | 44         | .773        | 15        | 23         | 38         | 2.4        | 47         | 4        | 13        | 23        | 1        | 5         | 127        | 7.9        |
| <b>TOTAL</b> | <b>48</b> | <b>34</b> | <b>1321</b> | <b>27.5</b> | <b>140</b> | <b>436</b> | <b>.321</b> | <b>42</b> | <b>133</b> | <b>.316</b> | <b>100</b> | <b>134</b> | <b>.746</b> | <b>50</b> | <b>109</b> | <b>159</b> | <b>3.3</b> | <b>123</b> | <b>5</b> | <b>41</b> | <b>92</b> | <b>7</b> | <b>34</b> | <b>422</b> | <b>8.8</b> |

### GRANT'S 2011-12 GAME-BY-GAME STATISTICS (\* — INDICATES GAME STARTED)

| Opponent          | Min. | FG-A | 3PT-A | FT-A | O-D-T | PF | Ast. | TO | Blk. | Stl. | Pts. |
|-------------------|------|------|-------|------|-------|----|------|----|------|------|------|
| Jacksonville St.  | *23  | 3-10 | 2-7   | 0-0  | 3-4-7 | 3  | 0    | 4  | 0    | 2    | 8    |
| Xavier            | *24  | 2-3  | 1-2   | 0-0  | 0-2-2 | 3  | 1    | 0  | 0    | 0    | 5    |
| Alcorn St.        | *19  | 4-12 | 3-8   | 0-0  | 1-2-3 | 4  | 1    | 2  | 0    | 0    | 11   |
| at Texas A&M      | *27  | 2-6  | 1-4   | 0-0  | 2-2-4 | 1  | 0    | 3  | 0    | 0    | 5    |
| Miss. Valley St.  | *32  | 2-12 | 1-6   | 1-3  | 2-5-7 | 1  | 1    | 5  | 0    | 0    | 6    |
| at Savannah St.   | *28  | 3-9  | 2-7   | 0-0  | 1-2-3 | 2  | 0    | 3  | 0    | 0    | 8    |
| South Alabama     | *35  | 1-6  | 0-3   | 0-0  | 1-5-6 | 3  | 0    | 1  | 0    | 1    | 2    |
| Tulane            | *35  | 3-8  | 3-7   | 2-3  | 2-6-8 | 4  | 1    | 0  | 0    | 0    | 11   |
| at Louisiana Tech | *17  | 0-5  | 0-4   | 0-0  | 0-5-5 | 3  | 1    | 1  | 0    | 1    | 0    |
| Southern Miss     | *26  | 3-11 | 2-7   | 5-6  | 2-1-3 | 3  | 0    | 0  | 0    | 0    | 13   |
| La.-Lafayette     | *25  | 2-11 | 0-6   | 1-2  | 0-5-5 | 1  | 2    | 2  | 0    | 2    | 5    |
| vs. Oklahoma St.  | *34  | 5-13 | 4-7   | 0-0  | 1-4-5 | 3  | 1    | 1  | 0    | 0    | 14   |
| vs. Nevada        | *23  | 3-9  | 2-7   | 0-0  | 0-0-0 | 4  | 0    | 0  | 0    | 0    | 8    |
| LSU               | *35  | 4-9  | 3-8   | 0-0  | 3-4-7 | 1  | 2    | 1  | 0    | 0    | 11   |
| at Kentucky       | *26  | 0-6  | 0-1   | 0-0  | 1-2-3 | 2  | 0    | 1  | 1    | 1    | 0    |
| at Alabama        | *27  | 4-9  | 3-6   | 2-3  | 2-2-4 | 3  | 0    | 4  | 0    | 0    | 13   |
| Georgia           | *37  | 3-9  | 2-5   | 2-2  | 2-2-4 | 2  | 1    | 1  | 0    | 3    | 10   |
| at Ole Miss       | *33  | 2-6  | 1-1   | 0-0  | 2-1-3 | 1  | 0    | 1  | 2    | 0    | 5    |
| Auburn            | *36  | 6-14 | 2-9   | 1-4  | 0-2-2 | 2  | 1    | 2  | 0    | 2    | 15   |
| Arkansas          | *33  | 2-8  | 1-6   | 1-1  | 0-5-5 | 1  | 1    | 3  | 1    | 0    | 6    |
| at So. Carolina   | *35  | 0-6  | 0-3   | 2-4  | 1-2-3 | 4  | 0    | 1  | 0    | 1    | 2    |
| at Georgia        | *26  | 5-10 | 1-5   | 3-3  | 0-1-1 | 4  | 0    | 3  | 0    | 0    | 14   |
| Vanderbilt        | *28  | 2-11 | 1-4   | 0-0  | 3-2-5 | 2  | 0    | 2  | 0    | 1    | 5    |
| at LSU            | *29  | 1-4  | 0-2   | 0-0  | 0-1-1 | 1  | 2    | 1  | 0    | 1    | 2    |
| Ole Miss          | *20  | 0-3  | 0-1   | 0-0  | 0-5-5 | 2  | 1    | 1  | 0    | 0    | 0    |
| Tennessee         | *32  | 6-13 | 4-7   | 1-2  | 2-2-4 | 1  | 0    | 2  | 0    | 1    | 17   |
| at Arkansas       | *20  | 1-5  | 0-2   | 4-4  | 0-2-2 | 1  | 0    | 0  | 0    | 0    | 6    |
| at Florida        | *21  | 1-5  | 1-4   | 3-3  | 0-2-2 | 2  | 0    | 2  | 0    | 0    | 6    |
| Kentucky          | *28  | 3-7  | 1-2   | 2-2  | 0-5-5 | 1  | 1    | 6  | 0    | 1    | 9    |
| Vanderbilt        | *18  | 1-5  | 0-2   | 0-0  | 0-2-2 | 4  | 0    | 2  | 0    | 0    | 2    |

a junior to lead the Lady Rangers to the Mississippi Class 3A playoffs... Earned her first of two-straight MAC All-Star selections, leading the south squad with 17 points to claim offensive MVP accolades... Averaged 17.1 points, 2.3 blocks, 6.3 rebounds and 1.8 steals as a sophomore... Richland's Wendy's High School Heisman nominee... Also excelled in track and cross country for the Lady Rangers.

### PERSONAL

Born Dec. 13, 1992... The daughter of James Grant and Cynthia Brown... Majoring in kinesiology with a concentration in health fitness studies.



### GRANT'S 2012-13 GAME-BY-GAME STATISTICS (\* — INDICATES GAME STARTED)

| Opponent           | Min. | FG-A  | 3PT-A | FT-A | O-D-T   | PF | Ast. | TO | Blk. | Stl. | Pts. |
|--------------------|------|-------|-------|------|---------|----|------|----|------|------|------|
| Houston            | *34  | 8-18  | 1-1   | 5-8  | 3-6-9   | 3  | 2    | 1  | 1    | 1    | 22   |
| Hampton            | *37  | 4-10  | 2-3   | 1-2  | 0-2-2   | 1  | 0    | 3  | 1    | 1    | 11   |
| Louisiana Tech     | *33  | 10-20 | 0-0   | 0-1  | 0-5-5   | 3  | 1    | 2  | 0    | 1    | 20   |
| vs. Winthrop       | *35  | 3-13  | 1-2   | 2-3  | 1-1-2   | 3  | 3    | 3  | 0    | 3    | 9    |
| vs. UCSB           | *33  | 4-14  | 1-1   | 1-1  | 2-0-2   | 1  | 0    | 2  | 0    | 1    | 10   |
| vs. UCF            | *39  | 5-13  | 1-2   | 8-11 | 1-5-6   | 3  | 0    | 7  | 0    | 1    | 19   |
| Savannah State     | *32  | 5-15  | 0-2   | 6-9  | 2-13-15 | 3  | 1    | 5  | 0    | 1    | 16   |
| at Southern Miss   | *31  | 3-12  | 0-1   | 4-5  | 1-4-5   | 5  | 2    | 3  | 0    | 1    | 10   |
| Florida Atlantic   | *37  | 2-7   | 0-0   | 6-7  | 0-9-9   | 3  | 1    | 9  | 1    | 0    | 10   |
| Florida A&M        | *37  | 4-11  | 0-0   | 4-4  | 2-4-6   | 2  | 2    | 4  | 1    | 1    | 12   |
| Jacksonville State | *28  | 6-14  | 1-2   | 2-6  | 1-1-2   | 1  | 0    | 3  | 0    | 2    | 15   |
| Northwestern State | *23  | 3-10  | 1-1   | 2-4  | 0-1-1   | 0  | 0    | 2  | 1    | 2    | 9    |
| Troy               | *34  | 3-10  | 0-2   | 3-6  | 3-1-4   | 2  | 3    | 7  | 0    | 5    | 9    |
| at Vanderbilt      | *20  | 0-5   | 0-2   | 0-0  | 0-1-1   | 3  | 0    | 3  | 0    | 0    | 0    |
| South Carolina     | *40  | 4-10  | 0-0   | 7-8  | 1-0-1   | 3  | 0    | 2  | 0    | 0    | 15   |
| Florida            | *40  | 9-21  | 4-7   | 1-2  | 1-3-4   | 4  | 0    | 1  | 0    | 0    | 23   |
| at LSU             | *40  | 2-12  | 2-6   | 1-3  | 2-2-4   | 0  | 3    | 1  | 0    | 1    | 7    |
| at Kentucky        | *31  | 4-11  | 0-1   | 3-5  | 0-2-2   | 2  | 1    | 4  | 0    | 2    | 11   |
| Texas A&M          | *40  | 2-8   | 0-1   | 0-0  | 1-5-6   | 2  | 1    | 3  | 0    | 0    | 4    |
| Ole Miss           | *40  | 8-12  | 0-0   | 4-4  | 0-6-6   | 3  | 1    | 4  | 0    | 2    | 20   |
| at Tennessee       | *38  | 4-19  | 1-3   | 1-4  | 2-3-5   | 3  | 2    | 3  | 0    | 2    | 10   |
| Arkansas           | *34  | 3-11  | 0-1   | 5-6  | 2-3-5   | 4  | 0    | 1  | 0    | 1    | 11   |
| at Missouri        | *39  | 2-16  | 0-0   | 5-6  | 2-1-3   | 2  | 3    | 0  | 0    | 4    | 9    |
| at Ole Miss        | *34  | 5-15  | 0-2   | 6-10 | 1-3-4   | 3  | 1    | 2  | 0    | 1    | 16   |
| LSU                | *30  | 3-12  | 1-3   | 0-0  | 3-2-5   | 5  | 1    | 2  | 0    | 2    | 7    |
| Alabama            | *31  | 5-16  | 1-2   | 0-0  | 1-5-6   | 1  | 2    | 2  | 0    | 1    | 11   |
| at South Carolina  | *33  | 1-4   | 0-1   | 0-0  | 1-1-2   | 4  | 1    | 3  | 1    | 0    | 2    |
| Georgia            | *29  | 2-7   | 1-2   | 8-10 | 1-7-8   | 4  | 2    | 3  | 1    | 0    | 13   |
| at Auburn          | *34  | 5-8   | 1-2   | 4-4  | 1-2-3   | 3  | 1    | 4  | 0    | 2    | 15   |
| vs. Alabama        | *34  | 2-14  | 1-7   | 2-4  | 4-7-11  | 3  | 2    | 3  | 0    | 0    | 7    |

### GRANT'S 2013-14 GAME-BY-GAME STATISTICS (\* — INDICATES GAME STARTED)

| Opponent            | Min. | FG-A  | 3PT-A | FT-A  | O-D-T | PF | Ast. | TO | Blk. | Stl. | Pts. |
|---------------------|------|-------|-------|-------|-------|----|------|----|------|------|------|
| at Houston          | *24  | 5-12  | 0-3   | 3-4   | 2-0-2 | 3  | 1    | 3  | 0    | 0    | 13   |
| Jackson St.         | *25  | 5-13  | 2-3   | 2-3   | 1-2-3 | 2  | 1    | 2  | 1    | 2    | 14   |
| New Orleans         | *22  | 10-12 | 3-5   | 0-1   | 1-0-1 | 0  | 3    | 1  | 0    | 4    | 23   |
| Tennessee Tech      | *20  | 6-12  | 0-4   | 6-6   | 2-3-5 | 3  | 0    | 1  | 1    | 0    | 18   |
| Savannah St.        | *27  | 4-12  | 3-3   | 8-8   | 3-5-8 | 4  | 1    | 4  | 0    | 0    | 19   |
| vs. Grand Canyon    | *13  | 0-4   | 0-1   | 0-0   | 0-0-0 | 4  | 0    | 0  | 1    | 0    | 0    |
| vs. James Madison   | *36  | 6-12  | 1-2   | 3-5   | 0-0-0 | 3  | 0    | 2  | 0    | 1    | 16   |
| vs. Middle Tenn.    | *18  | 3-6   | 0-0   | 0-0   | 0-1-1 | 3  | 1    | 4  | 0    | 0    | 6    |
| La.-Lafayette       | *24  | 5-13  | 1-2   | 1-2   | 1-3-4 | 1  | 0    | 0  | 0    | 2    | 12   |
| Alabama St.         | *21  | 6-12  | 1-2   | 3-4   | 2-2-4 | 2  | 1    | 1  | 0    | 0    | 16   |
| Southern Miss       | *22  | 4-15  | 0-4   | 5-7   | 2-2-4 | 4  | 1    | 1  | 0    | 0    | 13   |
| at North Dakota St. | *30  | 6-21  | 0-3   | 2-2   | 1-4-5 | 3  | 0    | 3  | 0    | 1    | 14   |
| SE Louisiana        | *26  | 7-13  | 0-1   | 4-4   | 5-1-6 | 1  | 2    | 0  | 0    | 1    | 18   |
| Miss. Valley St.    | *28  | 3-9   | 0-1   | 10-12 | 4-3-7 | 4  | 2    | 3  | 1    | 2    | 16   |
| at Florida          | *9   | 2-11  | 1-2   | 0-0   | 1-0-1 | 5  | 1    | 0  | 0    | 0    | 5    |
| Auburn              | 25   | 4-13  | 0-5   | 6-8   | 3-0-3 | 2  | 1    | 4  | 0    | 0    | 14   |
| at Arkansas         | 13   | 0-4   | 0-1   | 0-0   | 0-2-2 | 4  | 0    | 2  | 0    | 0    | 0    |
| Tennessee           | 30   | 8-17  | 3-8   | 2-3   | 0-1-1 | 2  | 0    | 5  | 0    | 0    | 21   |
| at Texas A&M        | 12   | 0-4   | 0-1   | 0-0   | 1-2-3 | 2  | 0    | 0  | 0    | 0    | 0    |
| at Ole Miss         | 27   | 7-14  | 2-3   | 4-5   | 0-6-6 | 5  | 1    | 1  | 0    | 1    | 20   |
| Missouri            | 15   | 1-5   | 0-1   | 0-0   | 1-1-2 | 2  | 0    | 1  | 0    | 0    | 2    |
| at LSU              | 10   | 1-3   | 0-0   | 3-4   | 2-1-3 | 2  | 1    | 0  | 0    | 0    | 5    |
| Georgia             | 11   | 2-4   | 1-1   | 2-2   | 1-0-1 | 0  | 0    | 1  | 0    | 1    | 7    |
| South Carolina      | 25   | 2-12  | 0-3   | 2-2   | 2-1-3 | 2  | 3    | 0  | 0    | 1    | 6    |
| at Auburn           | 23   | 2-7   | 1-2   | 2-4   | 0-4-4 | 4  | 1    | 0  | 0    | 0    | 7    |
| Vanderbilt          | 20   | 2-6   | 0-2   | 0-0   | 1-1-2 | 2  | 3    | 2  | 0    | 0    | 4    |
| at Alabama          | 23   | 4-7   | 0-0   | 6-7   | 2-2-4 | 5  | 0    | 2  | 0    | 0    | 14   |
| Ole Miss            | 21   | 2-7   | 1-3   | 4-4   | 0-2-2 | 2  | 0    | 1  | 1    | 1    | 9    |
| Kentucky            | 20   | 4-7   | 2-2   | 3-5   | 1-0-1 | 5  | 1    | 2  | 0    | 1    | 13   |
| at Georgia          | *18  | 0-3   | 0-0   | 0-0   | 0-0-0 | 3  | 1    | 2  | 0    | 0    | 0    |
| vs. Missouri        | *32  | 7-14  | 2-6   | 1-2   | 0-1-1 | 3  | 1    | 2  | 0    | 0    | 17   |
| vs. Florida         | 21   | 5-9   | 3-6   | 1-1   | 0-0-0 | 0  | 0    | 3  | 0    | 1    | 14   |
| Tulane              | 25   | 3-11  | 2-5   | 2-2   | 0-1-1 | 3  | 1    | 0  | 2    | 1    | 10   |
| Southern Miss       | 20   | 1-9   | 0-5   | 1-2   | 0-2-2 | 1  | 0    | 2  | 0    | 0    | 3    |
| Auburn              | 25   | 7-17  | 1-6   | 5-6   | 0-2-2 | 4  | 0    | 4  | 0    | 2    | 20   |
| South Florida       | 18   | 8-14  | 0-1   | 6-7   | 0-2-2 | 0  | 0    | 1  | 0    | 0    | 22   |





# 21 JERICA JAMES

**Guard | 5-5 | Senior**  
**Wynne, Ark. | North Little Rock HS**

### 2013-14 (JUNIOR)

Played in 34 games, starting once... Averaged 16.9 minutes on the court... Scored 5.2 ppg and was the team's second-best 3-point shooter at 35.6% (26-of-73)... Rated second on the squad with 26 made 3-pointers... Ranked second on the squad with a career-best 96 assists (2.8 apg)... Claimed career highs in both field goal percentage (34.5%) and 3-point field goal percentage (35.6%) as well as steals (41)... Topped the team in assists nine times while leading in scoring once... Had four double-figure scoring games... Tied her career high in assists three times: Auburn (WNIT), Southeastern Louisiana and New Orleans... Scored nine points, including a personal-best four free-throws, and tied a career high with six assists in State's WNIT third-round win against Auburn... Had seven points against Southern Miss in the second round, including a clutch 3-pointer in the second overtime... Also blocked a Jamierra Faulkner layup attempt in the final seconds of the first overtime... Put together an eight-point effort in the WNIT opener against Tulane after tallying eight points and a career-high four steals against Missouri in the SEC Tournament opener... Hit a pair of 3-point baskets en route to 11 points against No. 12 Kentucky... Dished five assists and scored seven points in a season-high 33 minutes of State's overtime win against Ole Miss... Made a couple of clutch 3-pointers, went 3-for-4 at the free-throw line and tied a career high with four steals in State's upset of No. 16 Vanderbilt... Matched a career high with three 3-pointers in an 11-point effort against No. 6 South Carolina... Dished four assists in 19 turnover-free minutes against the Gamecocks... Contributed six points and dished four assists in a victory in her return to her home state of Arkansas... Scored 10 points on 4-of-5 shooting and added two assists and a career-high four steals against Savannah State... Scored seven points and came one assist shy of her career high in the home-opening win against Jackson State.

### 2012-13 (SOPHOMORE)

Played in all 30 games, drawing 11 starting nods at the point guard position... Averaged four points per contest and hauled in 2.1 rebounds per game... Collected 0.9 assists per game... Hit 14 3-pointers, third-most on the squad... Went 4-for-4 at the free-throw line as the Bulldogs set a school record with an 18-for-18 showing at the line against UC Santa Barbara in the Hardwood Tournament of Hope in Puerto Vallarta, Mexico... Went 3-for-3 from 3-point range for nine points in a road setback at Southern Mississippi... Opened the home SEC slate with a career-best 14 points on 6-of-17 shooting, including 2-of-6 from 3-point range, against South Carolina... Went 4-for-5 from the floor, including 2-for-2 from beyond the arc, for 10 points against Texas A&M... Capped the regular season with 12 points, three steals and a personal-high six assists at Auburn... Tallied eight points, three rebounds and three assists in State's upset of No. 11 Georgia.

### 2011-12 (FRESHMAN)

Saw action in 29 of 30 games with her one start being her first trip back to her home state of Arkansas... Had her best performance of the season in that game, scoring a team-high 12 points on five field goals, including 2-of-3 3-pointers... Averaged 2.0 points, 1.2 rebounds and 1.17 assists a contest... Hit a 3-point basket and dished out a game-high five assists against Nevada... Saw five minutes in her SEC debut, hitting a three and dishing an assist against LSU... Drained five points and dished out two assists in State's win at Ole Miss... Had five points and swiped a season-best two passes in 23 minutes against Ole Miss... Capped her rookie season by going 2-for-8 for five points against Vanderbilt in the SEC Tournament... Matched her season high with two steals in the game.

### HIGH SCHOOL

Led head coach Daryl Fimple's North Little Rock High School program to a 126-4 record in four seasons... Named Arkansas' Player of the Year, all-state and a McDonald's All-American nominee after leading NLRHS to a 28-1 record as a senior... Led the Lady Charging Wildcats to the state tournament, where a 59-game win streak was halted, and a No. 21 national ranking in the Powerade Fab 50... Collected 10 points and 3.5 assists per contest in her final prep season... Led North Little Rock to a No. 15 national finish her junior season after the squad went 31-0 and claimed the Class 7A state championship... Contributed nearly nine points and five assists per game during the title run... Helped the Lady Charging Wildcats to a 29-3 record and a state runner-up finish as a sophomore.

### PERSONAL

Born Jan. 21, 1993... The daughter of Erica Collins... Pursuing a degree in kinesiology with a concentration in health fitness studies.

### CAREER HIGHS

#### POINTS

14, vs. South Carolina (1-6-13)

#### REBOUNDS

6, vs. Alabama (2-21-13)

#### FIELD GOALS MADE

6, vs. South Carolina (1-6-13)

#### FIELD GOAL ATTEMPTS

17, vs. South Carolina (1-6-13)

#### 3-POINT FG MADE

3, 2x, last vs. South Carolina (2-6-14)

#### 3-POINT FG ATTEMPTS

7, 2x, last vs. Florida (3-6-14)

#### FREE THROWS MADE

4, 3x, last vs. Auburn (3-27-14)

#### FREE THROW ATTEMPTS

6, vs. Auburn (3-27-14)

#### ASSISTS

6, 4x, last vs. Auburn (3-27-14)

#### BLOCKS

1, 6x, last vs. South Florida (3-30-14)

#### STEALS

4, 3x, last vs. Missouri (3-5-14)

## JERICA JAMES' CAREER STATISTICS

### ALL GAMES

| Year         | GP        | GS        | Min         | Avg         | Total      |            |             | 3-Point   |            |             | F-Throw   |           |             | Rebounds  |            |            |            | PF         | FO       | Ast        | TO         | Blk      | Stl       | Pts        | Avg        |
|--------------|-----------|-----------|-------------|-------------|------------|------------|-------------|-----------|------------|-------------|-----------|-----------|-------------|-----------|------------|------------|------------|------------|----------|------------|------------|----------|-----------|------------|------------|
|              |           |           |             |             | FG         | FGA        | Pct         | FG        | FGA        | Pct         | FT        | FTA       | Pct         | Off       | Def        | Tot        | Avg        |            |          |            |            |          |           |            |            |
| 2011-12      | 29        | 1         | 301         | 10.4        | 23         | 79         | .291        | 7         | 19         | .368        | 4         | 8         | .500        | 6         | 29         | 35         | 1.2        | 23         | 0        | 34         | 29         | 0        | 7         | 57         | 2.0        |
| 2012-13      | 30        | 11        | 539         | 18.0        | 38         | 143        | .266        | 14        | 47         | .298        | 30        | 34        | .882        | 8         | 56         | 64         | 2.1        | 60         | 1        | 62         | 71         | 3        | 22        | 120        | 4.0        |
| 2013-14      | 34        | 1         | 575         | 16.9        | 59         | 171        | .345        | 26        | 73         | .356        | 34        | 49        | .694        | 12        | 43         | 55         | 1.6        | 62         | 1        | 96         | 59         | 3        | 41        | 178        | 5.2        |
| <b>TOTAL</b> | <b>93</b> | <b>13</b> | <b>1415</b> | <b>15.2</b> | <b>120</b> | <b>393</b> | <b>.305</b> | <b>47</b> | <b>139</b> | <b>.338</b> | <b>68</b> | <b>91</b> | <b>.747</b> | <b>26</b> | <b>128</b> | <b>154</b> | <b>1.7</b> | <b>145</b> | <b>2</b> | <b>192</b> | <b>159</b> | <b>6</b> | <b>70</b> | <b>355</b> | <b>3.8</b> |

### SEC GAMES

| Year         | GP        | GS       | Min        | Avg         | Total     |            |             | 3-Point   |           |             | F-Throw   |           |             | Rebounds |           |           |            | PF        | FO       | Ast       | TO        | Blk      | Stl       | Pts        | Avg        |
|--------------|-----------|----------|------------|-------------|-----------|------------|-------------|-----------|-----------|-------------|-----------|-----------|-------------|----------|-----------|-----------|------------|-----------|----------|-----------|-----------|----------|-----------|------------|------------|
|              |           |          |            |             | FG        | FGA        | Pct         | FG        | FGA       | Pct         | FT        | FTA       | Pct         | Off      | Def       | Tot       | Avg        |           |          |           |           |          |           |            |            |
| 2011-12      | 16        | 1        | 179        | 11.2        | 17        | 52         | .327        | 5         | 15        | .333        | 2         | 2         | 1.000       | 4        | 20        | 24        | 1.5        | 15        | 0        | 15        | 17        | 0        | 3         | 41         | 2.6        |
| 2012-13      | 16        | 5        | 291        | 18.2        | 23        | 82         | .280        | 8         | 28        | .286        | 14        | 16        | .875        | 3        | 30        | 33        | 2.1        | 33        | 1        | 32        | 40        | 0        | 13        | 68         | 4.3        |
| 2013-14      | 15        | 0        | 237        | 15.8        | 26        | 74         | .351        | 16        | 36        | .444        | 15        | 19        | .789        | 2        | 18        | 20        | 1.3        | 24        | 1        | 34        | 29        | 1        | 14        | 83         | 5.5        |
| <b>TOTAL</b> | <b>47</b> | <b>6</b> | <b>707</b> | <b>15.0</b> | <b>66</b> | <b>208</b> | <b>.317</b> | <b>29</b> | <b>79</b> | <b>.367</b> | <b>31</b> | <b>37</b> | <b>.838</b> | <b>9</b> | <b>68</b> | <b>77</b> | <b>1.6</b> | <b>72</b> | <b>2</b> | <b>81</b> | <b>86</b> | <b>1</b> | <b>30</b> | <b>192</b> | <b>4.1</b> |

### JAMES' 2011-12 GAME-BY-GAME STATISTICS (\* - INDICATES GAME STARTED)

| Opponent          | Min. | FG-A | 3PT-A | FT-A | O-D-T            | PF | Ast. | TO | Blk. | Stl. | Pts. |
|-------------------|------|------|-------|------|------------------|----|------|----|------|------|------|
| Jacksonville St.  | 10   | 1-3  | 0-0   | 0-2  | 0-0-0            | 1  | 2    | 0  | 0    | 1    | 2    |
| Xavier            | 10   | 0-1  | 0-0   | 0-0  | 0-0-0            | 0  | 2    | 0  | 0    | 0    | 0    |
| Alcorn St.        | 8    | 0-2  | 0-0   | 0-0  | 0-0-0            | 0  | 1    | 2  | 0    | 0    | 0    |
| at Texas A&M      | 5    | 0-1  | 0-0   | 0-0  | 0-1-1            | 1  | 0    | 2  | 0    | 0    | 0    |
| Miss. Valley St.  | 6    | 1-2  | 1-1   | 0-0  | 0-1-1            | 0  | 2    | 0  | 0    | 1    | 3    |
| at Savannah St.   | 19   | 0-2  | 0-0   | 0-0  | 0-2-2            | 2  | 0    | 2  | 0    | 0    | 0    |
| South Alabama     | 2    | 0-0  | 0-0   | 0-0  | 1-0-1            | 0  | 0    | 0  | 0    | 0    | 0    |
| Tulane            |      |      |       |      | — Did Not Play — |    |      |    |      |      |      |
| at Louisiana Tech | 4    | 0-0  | 0-0   | 0-0  | 0-0-0            | 0  | 1    | 0  | 0    | 0    | 0    |
| Southern Miss     | 9    | 1-3  | 0-1   | 1-2  | 0-2-2            | 1  | 2    | 2  | 0    | 0    | 3    |
| La.-Lafayette     | 10   | 0-1  | 0-0   | 0-0  | 0-2-2            | 0  | 1    | 0  | 0    | 0    | 0    |
| vs. Oklahoma St.  | 3    | 0-1  | 0-0   | 0-0  | 0-0-0            | 0  | 0    | 1  | 0    | 0    | 0    |
| vs. Nevada        | 13   | 1-3  | 1-1   | 0-0  | 0-0-0            | 0  | 5    | 0  | 0    | 0    | 3    |
| LSU               | 5    | 1-2  | 1-2   | 0-0  | 0-2-2            | 0  | 1    | 0  | 0    | 0    | 3    |
| at Kentucky       | 17   | 1-3  | 0-0   | 0-0  | 0-1-1            | 3  | 0    | 2  | 0    | 0    | 2    |
| at Alabama        | 10   | 0-3  | 0-2   | 0-0  | 0-0-0            | 1  | 2    | 0  | 0    | 0    | 0    |
| Georgia           | 10   | 0-1  | 0-0   | 0-0  | 0-0-0            | 1  | 0    | 2  | 0    | 0    | 0    |
| at Ole Miss       | 8    | 2-4  | 1-1   | 0-0  | 0-2-2            | 0  | 2    | 0  | 0    | 0    | 5    |
| Auburn            | 9    | 0-1  | 0-0   | 0-0  | 0-0-0            | 0  | 1    | 1  | 0    | 0    | 0    |
| Arkansas          | 3    | 0-0  | 0-0   | 0-0  | 0-0-0            | 0  | 0    | 0  | 0    | 0    | 0    |
| at So. Carolina   | 5    | 1-1  | 0-0   | 0-0  | 0-3-3            | 0  | 1    | 1  | 0    | 0    | 2    |
| at Georgia        | 5    | 0-0  | 0-0   | 0-0  | 0-1-1            | 2  | 1    | 0  | 0    | 0    | 0    |
| Vanderbilt        | 4    | 2-2  | 0-0   | 1-1  | 0-0-0            | 0  | 0    | 1  | 0    | 0    | 5    |
| at LSU            | 1    | 0-0  | 0-0   | 0-0  | 0-0-0            | 0  | 0    | 0  | 0    | 0    | 0    |
| Ole Miss          | 23   | 2-11 | 0-2   | 1-1  | 1-3-4            | 2  | 1    | 0  | 0    | 2    | 5    |
| Tennessee         | 18   | 0-7  | 0-3   | 0-0  | 1-2-3            | 0  | 2    | 1  | 0    | 0    | 0    |
| at Arkansas       | 20   | 5-7  | 2-3   | 0-0  | 1-2-3            | 2  | 1    | 2  | 0    | 0    | 12   |
| at Florida        | 15   | 2-5  | 0-1   | 0-0  | 1-2-3            | 1  | 0    | 1  | 0    | 0    | 4    |
| Kentucky          | 26   | 1-5  | 1-1   | 0-0  | 0-2-2            | 3  | 3    | 6  | 0    | 1    | 3    |
| Vanderbilt        | 23   | 1-5  | 0-0   | 0-0  | 2-1-3            | 1  | 0    | 0  | 0    | 0    | 2    |



### JAMES' 2012-13 GAME-BY-GAME STATISTICS (\* - INDICATES GAME STARTED)

| Opponent           | Min. | FG-A | 3PT-A | FT-A | O-D-T | PF | Ast. | TO | Blk. | Stl. | Pts. |
|--------------------|------|------|-------|------|-------|----|------|----|------|------|------|
| Houston            | 14   | 1-4  | 0-0   | 2-2  | 0-3-3 | 2  | 0    | 5  | 0    | 0    | 4    |
| Hampton            | 23   | 0-7  | 0-1   | 0-0  | 1-0-1 | 3  | 1    | 3  | 0    | 0    | 0    |
| Louisiana Tech     | *20  | 1-9  | 0-4   | 2-2  | 0-1-1 | 3  | 3    | 1  | 0    | 0    | 4    |
| vs. Winthrop       | *19  | 1-3  | 1-1   | 0-0  | 0-1-1 | 2  | 3    | 2  | 1    | 1    | 3    |
| vs. UCSB           | *17  | 0-3  | 0-1   | 4-4  | 0-1-1 | 3  | 2    | 1  | 0    | 0    | 4    |
| vs. UCF            | *26  | 1-2  | 1-1   | 0-0  | 0-2-2 | 2  | 3    | 2  | 0    | 1    | 3    |
| Savannah State     | 12   | 0-4  | 0-1   | 2-2  | 1-0-1 | 4  | 0    | 2  | 0    | 1    | 2    |
| at Southern Miss   | 18   | 3-4  | 3-3   | 0-0  | 0-2-2 | 1  | 3    | 0  | 1    | 1    | 9    |
| Florida Atlantic   | *14  | 2-4  | 0-0   | 1-2  | 0-4-4 | 0  | 1    | 5  | 0    | 1    | 5    |
| Florida A&M        | 15   | 1-2  | 1-1   | 0-0  | 0-2-2 | 0  | 3    | 2  | 1    | 1    | 3    |
| Jacksonville State | 18   | 0-2  | 0-0   | 1-2  | 0-3-3 | 1  | 2    | 3  | 0    | 1    | 1    |
| Northwestern State | 12   | 3-3  | 0-0   | 2-2  | 0-2-2 | 2  | 2    | 1  | 0    | 0    | 8    |
| Troy               | 13   | 0-2  | 0-1   | 2-2  | 1-3-4 | 1  | 5    | 2  | 0    | 2    | 2    |
| at Vanderbilt      | 26   | 2-8  | 0-3   | 0-0  | 0-2-2 | 2  | 2    | 2  | 0    | 0    | 4    |
| South Carolina     | *36  | 6-17 | 2-6   | 0-0  | 0-4-4 | 3  | 1    | 2  | 0    | 0    | 14   |
| Florida            | *16  | 0-5  | 0-1   | 0-0  | 0-0-0 | 5  | 2    | 4  | 0    | 1    | 0    |
| at LSU             | *15  | 0-3  | 0-3   | 0-0  | 0-2-2 | 1  | 0    | 0  | 0    | 0    | 0    |
| at Kentucky        | 13   | 0-1  | 0-0   | 2-2  | 0-2-2 | 1  | 3    | 3  | 0    | 1    | 2    |
| Texas A&M          | 21   | 4-5  | 2-2   | 0-0  | 0-2-2 | 2  | 0    | 6  | 0    | 1    | 10   |
| Ole Miss           | 8    | 1-2  | 1-1   | 0-0  | 0-2-2 | 1  | 2    | 1  | 0    | 0    | 3    |
| at Tennessee       | 16   | 0-2  | 0-1   | 0-0  | 0-1-1 | 1  | 2    | 5  | 0    | 0    | 0    |
| Arkansas           | 11   | 0-4  | 0-1   | 0-0  | 0-1-1 | 0  | 3    | 2  | 0    | 1    | 0    |
| at Missouri        | 7    | 0-1  | 0-0   | 1-2  | 0-1-1 | 1  | 0    | 0  | 0    | 0    | 1    |
| at Ole Miss        | 13   | 1-4  | 0-1   | 0-0  | 1-1-2 | 2  | 1    | 1  | 0    | 0    | 2    |
| LSU                | 8    | 0-2  | 0-1   | 2-2  | 0-0-0 | 1  | 1    | 0  | 0    | 1    | 2    |
| Alabama            | 22   | 1-4  | 0-0   | 3-4  | 1-5-6 | 3  | 1    | 2  | 0    | 1    | 5    |
| at South Carolina  | 24   | 2-7  | 0-1   | 1-1  | 1-0-1 | 3  | 5    | 4  | 0    | 3    | 5    |
| Georgia            | *30  | 2-10 | 2-5   | 2-2  | 0-3-3 | 4  | 3    | 1  | 0    | 1    | 8    |
| at Auburn          | *25  | 4-7  | 1-2   | 3-3  | 0-4-4 | 3  | 6    | 7  | 0    | 3    | 12   |
| vs. Alabama        | *27  | 2-12 | 0-5   | 0-0  | 2-2-4 | 3  | 2    | 2  | 0    | 0    | 4    |

### JAMES' 2013-14 GAME-BY-GAME STATISTICS (\* - INDICATES GAME STARTED)

| Opponent            | Min. | FG-A | 3PT-A | FT-A | O-D-T            | PF | Ast. | TO | Blk. | Stl. | Pts. |
|---------------------|------|------|-------|------|------------------|----|------|----|------|------|------|
| at Houston          | 2    | 0-1  | 0-0   | 0-0  | 0-0-0            | 2  | 0    | 1  | 0    | 0    | 0    |
| Jackson St.         | 19   | 2-6  | 1-3   | 2-2  | 0-2-2            | 3  | 5    | 2  | 0    | 3    | 7    |
| New Orleans         | 23   | 4-9  | 1-2   | 0-0  | 0-1-1            | 1  | 6    | 1  | 0    | 2    | 9    |
| Tennessee Tech      | 19   | 1-7  | 0-4   | 1-2  | 2-0-2            | 3  | 3    | 0  | 0    | 1    | 3    |
| Savannah St.        | 16   | 4-5  | 1-1   | 1-2  | 0-1-1            | 2  | 2    | 3  | 0    | 4    | 10   |
| vs. Grand Canyon    | 16   | 2-3  | 1-1   | 0-0  | 0-0-0            | 2  | 3    | 2  | 0    | 1    | 5    |
| vs. James Madison   | 8    | 2-3  | 1-1   | 0-2  | 0-1-1            | 1  | 1    | 2  | 0    | 2    | 5    |
| vs. Middle Tenn.    |      |      |       |      | — Did Not Play — |    |      |    |      |      |      |
| La.-Lafayette       | 24   | 1-3  | 1-2   | 2-2  | 0-4-4            | 4  | 4    | 3  | 0    | 1    | 5    |
| Alabama St.         | 17   | 0-3  | 0-0   | 2-4  | 1-1-2            | 1  | 3    | 2  | 0    | 1    | 2    |
| Southern Miss       | 27   | 0-3  | 0-1   | 0-0  | 0-1-1            | 4  | 3    | 3  | 0    | 2    | 0    |
| at North Dakota St. | *11  | 1-4  | 0-1   | 0-0  | 0-1-1            | 2  | 2    | 0  | 0    | 0    | 2    |
| SE Louisiana        | 17   | 3-4  | 1-1   | 1-1  | 0-1-1            | 1  | 6    | 0  | 0    | 1    | 8    |
| Miss. Valley St.    | 17   | 0-7  | 0-3   | 0-0  | 2-2-4            | 1  | 4    | 2  | 0    | 1    | 0    |
| at Florida          | 29   | 4-10 | 2-7   | 2-2  | 1-3-4            | 2  | 4    | 4  | 0    | 0    | 12   |
| Auburn              | 11   | 0-1  | 0-0   | 0-0  | 0-0-0            | 1  | 2    | 4  | 0    | 1    | 0    |
| at Arkansas         | 21   | 2-4  | 1-2   | 1-2  | 0-1-1            | 4  | 4    | 1  | 0    | 0    | 6    |
| Tennessee           | 8    | 1-2  | 0-0   | 0-0  | 0-0-0            | 0  | 2    | 2  | 0    | 2    | 2    |
| at Texas A&M        | 12   | 0-4  | 0-1   | 0-0  | 0-0-0            | 1  | 2    | 3  | 0    | 1    | 0    |
| at Ole Miss         | 9    | 1-4  | 1-2   | 1-2  | 0-2-2            | 1  | 0    | 3  | 0    | 0    | 4    |
| Missouri            | 12   | 0-3  | 0-2   | 3-4  | 0-2-2            | 1  | 1    | 1  | 0    | 0    | 3    |
| at LSU              | 9    | 1-2  | 0-1   | 2-2  | 1-0-1            | 0  | 0    | 1  | 0    | 0    | 4    |
| Georgia             | 14   | 2-4  | 2-2   | 0-0  | 0-0-0            | 3  | 2    | 3  | 0    | 1    | 6    |
| South Carolina      | 19   | 4-8  | 3-5   | 0-0  | 0-0-0            | 3  | 4    | 0  | 0    | 0    | 11   |
| at Auburn           | 5    | 0-0  | 0-0   | 0-0  | 0-0-0            | 0  | 1    | 3  | 0    | 2    | 0    |
| Vanderbilt          | 19   | 2-7  | 2-6   | 3-4  | 0-2-2            | 2  | 2    | 0  | 1    | 4    | 9    |
| at Alabama          | 15   | 3-7  | 2-2   | 0-0  | 0-4-4            | 5  | 1    | 2  | 0    | 1    | 8    |
| Ole Miss            | 33   | 3-11 | 1-4   | 0-0  | 0-3-3            | 1  | 5    | 1  | 0    | 2    | 7    |
| Kentucky            | 21   | 3-7  | 2-2   | 3-3  | 0-1-1            | 0  | 4    | 1  | 0    | 0    | 11   |
| at Georgia          |      |      |       |      | — Did Not Play — |    |      |    |      |      |      |
| vs. Missouri        | 19   | 3-8  | 0-2   | 2-5  | 1-1-2            | 2  | 2    | 3  | 0    | 4    | 8    |
| vs. Florida         | 21   | 3-11 | 1-7   | 0-0  | 1-2-3            | 3  | 4    | 1  | 0    | 1    | 7    |
| Tulane              | 19   | 2-5  | 0-2   | 4-4  | 1-1-2            | 2  | 4    | 1  | 0    | 0    | 8    |
| Southern Miss       | 23   | 3-7  | 1-3   | 0-0  | 0-2-2            | 0  | 1    | 1  | 1    | 1    | 7    |
| Auburn              | 24   | 2-5  | 1-3   | 4-6  | 1-2-3            | 1  | 6    | 1  | 0    | 2    | 9    |
| South Florida       | 16   | 0-3  | 0-0   | 0-0  | 1-2-3            | 3  | 3    | 2  | 1    | 0    | 0    |





# 45 CHINWE OKORIE

Center | 6-5 | Sophomore  
Lagos, Nigeria | Stoneleigh-Burnham (Mass.) School

**2013-14 (FRESHMAN)**

Named to the SEC Academic Honor Roll... Had to sit out her freshman season due to NCAA initial eligibility issues.

**HIGH SCHOOL**

A tough, physical post player who enjoyed a stellar 2012-13 year at Stoneleigh-Burnham School in Greenfield, Mass., after coming to the United States from her native Nigeria... Rated the No. 4 player in the region by Hoop-DreamsMag.com... Was an imposing presence in the paint for head coach Jeff Conlan's squad, averaging a double-double with 15 points and 15 rebounds per contest... Earned an invitation to play in the prestigious New England Prep School All-Star Game following her lone campaign at Stoneleigh-Burnham... Named Most Valuable Player of the basketball team following her stellar campaign... Was also a standout for the volleyball and lacrosse teams during the school year, earning the Stoneleigh-Burnham Athlete of the Year Award... Also received the volleyball MVP award... Made an impact outside of athletic competition as well, being named the Student Council Leadership Award winner for her contributions to Stoneleigh-Burnham... Still learning the game after starting to play as a teenager in her native Nigeria... Played competitively for her high school, The Learning Field School... Received the opportunity to develop her game with First Deepwater, the defending champion of the Zenith League, Nigeria's premier girls' basketball league.

**PERSONAL**

Born July 9, 1994... Daughter of the late Dr. Ephraim Okorie and Ngozi Okorie... Has four sisters and one brother... Pursuing a degree in business administration at MSU.

**CAREER HIGHS**

**POINTS**

N/A

**REBOUNDS**

N/A

**FIELD GOALS MADE**

N/A

**FIELD GOAL ATTEMPTS**

N/A

**3-POINT FG MADE**

N/A

**3-POINT FG ATTEMPTS**

N/A

**FREE THROWS MADE**

N/A

**FREE THROW ATTEMPTS**

N/A

**ASSISTS**

N/A

**BLOCKS**

N/A

**STEALS**

N/A

**CHINWE OKORIE'S CAREER STATISTICS**

**ALL GAMES**

| Year    | GP | GS | Min | Avg | Total |     |     | 3-Point |     |     | F-Throw |     |     | Rebounds |     |     |     | PF | FO | Ast | TO | Blk | Stl | Pts | Avg |  |
|---------|----|----|-----|-----|-------|-----|-----|---------|-----|-----|---------|-----|-----|----------|-----|-----|-----|----|----|-----|----|-----|-----|-----|-----|--|
|         |    |    |     |     | FG    | FGA | Pct | FG      | FGA | Pct | FT      | FTA | Pct | Off      | Def | Tot | Avg |    |    |     |    |     |     |     |     |  |
| 2013-14 |    |    |     |     |       |     |     |         |     |     |         |     |     |          |     |     |     |    |    |     |    |     |     |     |     |  |

— Did Not Play —

**SEC GAMES**

| Year    | GP | GS | Min | Avg | Total |     |     | 3-Point |     |     | F-Throw |     |     | Rebounds |     |     |     | PF | FO | Ast | TO | Blk | Stl | Pts | Avg |  |
|---------|----|----|-----|-----|-------|-----|-----|---------|-----|-----|---------|-----|-----|----------|-----|-----|-----|----|----|-----|----|-----|-----|-----|-----|--|
|         |    |    |     |     | FG    | FGA | Pct | FG      | FGA | Pct | FT      | FTA | Pct | Off      | Def | Tot | Avg |    |    |     |    |     |     |     |     |  |
| 2013-14 |    |    |     |     |       |     |     |         |     |     |         |     |     |          |     |     |     |    |    |     |    |     |     |     |     |  |

— Did Not Play —



**OKORIE'S 2013-14 GAME-BY-GAME STATISTICS (\* — INDICATES GAME STARTED)**

| Opponent            | Min. | FG-A | 3PT-A | FT-A | O-D-T | PF | Ast. | TO | Blk. | Stl. | Pts. |
|---------------------|------|------|-------|------|-------|----|------|----|------|------|------|
| at Houston          |      |      |       |      |       |    |      |    |      |      |      |
| Jackson St.         |      |      |       |      |       |    |      |    |      |      |      |
| New Orleans         |      |      |       |      |       |    |      |    |      |      |      |
| Tennessee Tech      |      |      |       |      |       |    |      |    |      |      |      |
| Savannah St.        |      |      |       |      |       |    |      |    |      |      |      |
| vs. Grand Canyon    |      |      |       |      |       |    |      |    |      |      |      |
| vs. James Madison   |      |      |       |      |       |    |      |    |      |      |      |
| vs. Middle Tenn.    |      |      |       |      |       |    |      |    |      |      |      |
| La.-Lafayette       |      |      |       |      |       |    |      |    |      |      |      |
| Alabama St.         |      |      |       |      |       |    |      |    |      |      |      |
| Southern Miss       |      |      |       |      |       |    |      |    |      |      |      |
| at North Dakota St. |      |      |       |      |       |    |      |    |      |      |      |
| SE Louisiana        |      |      |       |      |       |    |      |    |      |      |      |
| Miss. Valley St.    |      |      |       |      |       |    |      |    |      |      |      |
| at Florida          |      |      |       |      |       |    |      |    |      |      |      |
| Auburn              |      |      |       |      |       |    |      |    |      |      |      |
| at Arkansas         |      |      |       |      |       |    |      |    |      |      |      |
| Tennessee           |      |      |       |      |       |    |      |    |      |      |      |
| at Texas A&M        |      |      |       |      |       |    |      |    |      |      |      |
| at Ole Miss         |      |      |       |      |       |    |      |    |      |      |      |
| Missouri            |      |      |       |      |       |    |      |    |      |      |      |
| at LSU              |      |      |       |      |       |    |      |    |      |      |      |
| Georgia             |      |      |       |      |       |    |      |    |      |      |      |
| South Carolina      |      |      |       |      |       |    |      |    |      |      |      |
| at Auburn           |      |      |       |      |       |    |      |    |      |      |      |
| Vanderbilt          |      |      |       |      |       |    |      |    |      |      |      |
| at Alabama          |      |      |       |      |       |    |      |    |      |      |      |
| Ole Miss            |      |      |       |      |       |    |      |    |      |      |      |
| Kentucky            |      |      |       |      |       |    |      |    |      |      |      |
| at Georgia          |      |      |       |      |       |    |      |    |      |      |      |
| vs. Missouri        |      |      |       |      |       |    |      |    |      |      |      |
| vs. Florida         |      |      |       |      |       |    |      |    |      |      |      |
| Tulane              |      |      |       |      |       |    |      |    |      |      |      |
| Southern Miss       |      |      |       |      |       |    |      |    |      |      |      |
| Auburn              |      |      |       |      |       |    |      |    |      |      |      |
| South Florida       |      |      |       |      |       |    |      |    |      |      |      |





# 3 BREANNA RICHARDSON

Forward | 6-1 | Sophomore  
Conyers, Ga. | Rockdale County HS

## 2013-14 (FRESHMAN)

Named to the SEC All-Freshman Team after averaging a team third-most 9.5 points per game and pulling down 5.9 rebounds, the second-most on the squad... Also earned SEC Academic Honor Roll accolades... Was outstanding in SEC play, averaging 10.7 ppg, the fifth-highest among league rookies... Pulled down 5.1 rebounds per game in conference games... Tallied three double-doubles and led the team in scoring three times... Topped MSU on the boards in seven games... Had 17 double-figure scoring games and four with 10-plus rebounds... Averaged 12.3 ppg in the WNIT, scoring double figures in three of the four games... Tallied 13 points, 10 rebounds in the opening-round win against Tulane before going for a season-high 20 points against Southern Miss... Added 14 points and matched a season high with 14 rebounds in the quarterfinal setback to South Florida... Tallied 12 points in the SEC Tournament opening-round win against Missouri... Went for 17 points in a heart-breaking setback to Kentucky... Added 16 points in a home win against Vanderbilt, earning SEC Freshman of the Week honors... Punched in 13 points, including 7-for-7 at the line, in a home win against Georgia... Followed an 18-point outing at Ole Miss with 15 points in a home win against Missouri... Opened her first SEC campaign with 12 points, 11 rebounds at Florida, 14 points against Auburn and 15 in a road win at Arkansas... Added 11 points, 10 boards in the non-conference finale against Mississippi Valley State... Scored 14 points against Southeastern Louisiana... Tallied double figures in three of her first four games, including 14 in her debut at Houston... Pulled down 14 boards against Jackson State before adding 14 and 12 points, respectively, against Tennessee Tech and Savannah State... Scored 11 points and grabbed seven rebounds in a home win against Southern Miss.

## HIGH SCHOOL

Versatile, athletic player who joins the Bulldogs following a stellar career at Rockdale County High School in Conyers, Ga., that saw her named to the state's Super 64... Three-star prospect and 29th-best player at her position by ESPN/HoopGurlz... Tabbed honorable mention all-state in Class AAAAAA, Georgia's highest classification, by the Georgia Sportswriters Association following a stellar senior prep campaign... Averaged nearly 20 points per game while hauling in 8.9 rebounds, 1.4 assists, 2.3 steals and 1.7 blocks per contest for Gladys King's Rockdale County squad that went 17-12... Named to the Newton Citizen All-Area Team and was the leading scorer of the players selected... Voted to the Newton County vs. Rockdale County All-Star Game following her final season and won the girls' 3-point contest... Tabbed to the Atlanta Tipoff Club All-Metro Atlanta Third Team following the 2012-13 season... Entered her senior season rated No. 79 nationally by Dan Olson's Collegiate Girls Basketball Report... Averaged 15 points and nearly 10 rebounds per contest as a junior, earning All-Region 8-AAAA honors... Led the 2011-12 Bulldogs to a 20-6 record and the No. 1 seed in the region tournament, but fell short of a second-straight state tournament appearance with a two-point defeat in the regional round... Not only a standout on the basketball court, but the softball field as well, claiming all-region accolades every year after leading Rockdale County to the state playoffs... Played AAU basketball for JD Davis' Georgia Hoopstars team that was rated No. 33 in the nation by ESPN/Hoopgurlz.

## PERSONAL

Born Aug. 4, 1995... Daughter of Maurice Richardson and Lisa Brown... Majoring in kinesiology with a concentration in clinical exercise physiology.

## CAREER HIGHS

### POINTS

20, vs. Southern Miss (3-24-14)

### REBOUNDS

14, 2x, last vs. South Florida (3-30-14)

### FIELD GOALS MADE

8, at Ole Miss (1-23-14)

### FIELD GOAL ATTEMPTS

17, 2x, last vs. Southern Miss (3-23-14)

### 3-POINT FG MADE

1, 2x, last vs. Vanderbilt (2-16-14)

### 3-POINT FG ATTEMPTS

2, 2x, last at LSU (1-30-14)

### FREE THROWS MADE

7, vs. Georgia (2-2-14)

### FREE THROW ATTEMPTS

9, 2x, last vs. Kentucky (2-27-14)

### ASSISTS

3, 2x, last vs. Tulane (3-20-14)

### BLOCKS

2, 3x, last vs. South Florida (3-30-14)

### STEALS

3, 5x, last vs. Tulane (3-20-14)

## BREANNA RICHARDSON'S CAREER STATISTICS

### ALL GAMES

| Year         | GP        | GS        | Min        | Avg         | Total      |            |             | 3-Point  |           |             | F-Throw   |            |             | Rebounds  |            |            |            | PF         | FO       | Ast       | TO        | Blk       | Stl       | Pts        | Avg        |
|--------------|-----------|-----------|------------|-------------|------------|------------|-------------|----------|-----------|-------------|-----------|------------|-------------|-----------|------------|------------|------------|------------|----------|-----------|-----------|-----------|-----------|------------|------------|
|              |           |           |            |             | FG         | FGA        | Pct         | FG       | FGA       | Pct         | FT        | FTA        | Pct         | Off       | Def        | Tot        | Avg        |            |          |           |           |           |           |            |            |
| 2013-14      | 36        | 31        | 885        | 24.6        | 125        | 295        | .424        | 2        | 10        | .200        | 91        | 135        | .674        | 89        | 124        | 213        | 5.9        | 107        | 5        | 30        | 97        | 15        | 36        | 343        | 9.5        |
| <b>TOTAL</b> | <b>36</b> | <b>31</b> | <b>885</b> | <b>24.6</b> | <b>125</b> | <b>295</b> | <b>.424</b> | <b>2</b> | <b>10</b> | <b>.200</b> | <b>91</b> | <b>135</b> | <b>.674</b> | <b>89</b> | <b>124</b> | <b>213</b> | <b>5.9</b> | <b>107</b> | <b>5</b> | <b>30</b> | <b>97</b> | <b>15</b> | <b>36</b> | <b>343</b> | <b>9.5</b> |

### SEC GAMES

| Year         | GP        | GS        | Min        | Avg         | Total     |            |             | 3-Point  |          |             | F-Throw   |           |             | Rebounds  |           |           |            | PF        | FO       | Ast       | TO        | Blk      | Stl       | Pts        | Avg         |
|--------------|-----------|-----------|------------|-------------|-----------|------------|-------------|----------|----------|-------------|-----------|-----------|-------------|-----------|-----------|-----------|------------|-----------|----------|-----------|-----------|----------|-----------|------------|-------------|
|              |           |           |            |             | FG        | FGA        | Pct         | FG       | FGA      | Pct         | FT        | FTA       | Pct         | Off       | Def       | Tot       | Avg        |           |          |           |           |          |           |            |             |
| 2013-14      | 16        | 16        | 401        | 25.1        | 60        | 134        | .448        | 1        | 4        | .250        | 50        | 72        | .694        | 35        | 46        | 81        | 5.1        | 53        | 3        | 13        | 48        | 7        | 14        | 171        | 10.7        |
| <b>TOTAL</b> | <b>16</b> | <b>16</b> | <b>401</b> | <b>25.1</b> | <b>60</b> | <b>134</b> | <b>.448</b> | <b>1</b> | <b>4</b> | <b>.250</b> | <b>50</b> | <b>72</b> | <b>.694</b> | <b>35</b> | <b>46</b> | <b>81</b> | <b>5.1</b> | <b>53</b> | <b>3</b> | <b>13</b> | <b>48</b> | <b>7</b> | <b>14</b> | <b>171</b> | <b>10.7</b> |

### RICHARDSON'S 2013-14 GAME-BY-GAME STATISTICS (\* — INDICATES GAME STARTED)

| Opponent            | Min. | FG-A | 3PT-A | FT-A | O-D-T  | PF | Ast. | TO | Blk. | Stl. | Pts. |
|---------------------|------|------|-------|------|--------|----|------|----|------|------|------|
| at Houston          | *33  | 7-17 | 0-0   | 0-0  | 1-3-4  | 2  | 1    | 5  | 0    | 1    | 14   |
| Jackson St.         | *19  | 2-8  | 0-0   | 2-2  | 5-9-14 | 2  | 1    | 4  | 0    | 0    | 6    |
| New Orleans         | *29  | 7-13 | 0-0   | 0-0  | 3-1-4  | 3  | 1    | 2  | 0    | 3    | 14   |
| Tennessee Tech      | *18  | 4-6  | 0-0   | 4-6  | 1-2-3  | 3  | 0    | 2  | 0    | 3    | 12   |
| Savannah St.        | *24  | 0-4  | 0-0   | 0-0  | 0-6-6  | 1  | 2    | 2  | 0    | 0    | 0    |
| vs. Grand Canyon    | *11  | 1-4  | 0-0   | 0-2  | 0-4-4  | 0  | 1    | 0  | 0    | 0    | 2    |
| vs. James Madison   | 13   | 0-3  | 0-1   | 0-0  | 0-4-4  | 4  | 1    | 2  | 0    | 0    | 0    |
| vs. Middle Tenn.    | 21   | 0-5  | 0-2   | 1-4  | 1-3-4  | 2  | 0    | 0  | 0    | 0    | 1    |
| La.-Lafayette       | 25   | 2-5  | 0-0   | 5-7  | 2-6-8  | 5  | 1    | 5  | 0    | 0    | 9    |
| Alabama St.         | 13   | 2-3  | 0-0   | 1-4  | 0-2-2  | 2  | 0    | 1  | 0    | 1    | 5    |
| Southern Miss       | *21  | 3-7  | 0-0   | 5-8  | 5-2-7  | 5  | 1    | 3  | 1    | 2    | 11   |
| at North Dakota St. | 16   | 1-4  | 0-0   | 2-2  | 3-2-5  | 3  | 1    | 3  | 0    | 0    | 4    |
| SE Louisiana        | *25  | 5-9  | 0-0   | 4-6  | 2-3-5  | 3  | 1    | 2  | 1    | 3    | 14   |
| Miss. Valley St.    | *23  | 4-7  | 1-1   | 2-3  | 2-8-10 | 4  | 0    | 3  | 0    | 2    | 11   |
| at Florida          | *32  | 3-7  | 0-1   | 6-6  | 6-5-11 | 3  | 0    | 5  | 2    | 1    | 12   |
| Auburn              | *26  | 4-8  | 0-0   | 6-6  | 2-2-4  | 5  | 1    | 5  | 0    | 2    | 14   |
| at Arkansas         | *35  | 6-10 | 0-0   | 3-5  | 4-5-9  | 3  | 1    | 2  | 1    | 1    | 15   |
| Tennessee           | *26  | 3-5  | 0-0   | 2-3  | 4-3-7  | 4  | 1    | 0  | 0    | 0    | 8    |
| at Texas A&M        | *24  | 1-8  | 0-0   | 2-4  | 2-5-7  | 2  | 1    | 3  | 1    | 0    | 4    |
| at Ole Miss         | *24  | 8-13 | 0-0   | 2-3  | 2-1-3  | 5  | 3    | 3  | 0    | 0    | 18   |
| Missouri            | *25  | 5-10 | 0-0   | 5-9  | 1-3-4  | 2  | 2    | 1  | 0    | 1    | 15   |
| at LSU              | *11  | 2-6  | 0-2   | 1-2  | 0-1-1  | 4  | 0    | 2  | 0    | 0    | 5    |
| Georgia             | *28  | 3-9  | 0-0   | 7-7  | 0-4-4  | 4  | 0    | 2  | 0    | 2    | 13   |
| South Carolina      | *18  | 2-9  | 0-0   | 3-3  | 2-3-5  | 3  | 0    | 1  | 1    | 0    | 7    |
| at Auburn           | *22  | 2-4  | 0-0   | 2-4  | 2-2-4  | 2  | 1    | 3  | 0    | 3    | 6    |
| Vanderbilt          | *24  | 6-8  | 1-1   | 3-3  | 1-2-3  | 4  | 2    | 7  | 0    | 1    | 16   |
| at Alabama          | *24  | 3-10 | 0-0   | 1-2  | 2-5-7  | 5  | 0    | 6  | 0    | 2    | 7    |
| Ole Miss            | *35  | 3-9  | 0-0   | 3-4  | 4-0-4  | 3  | 1    | 2  | 1    | 0    | 9    |
| Kentucky            | *27  | 7-12 | 0-0   | 3-9  | 3-2-5  | 1  | 0    | 2  | 0    | 0    | 17   |
| at Georgia          | *20  | 2-6  | 0-0   | 1-2  | 0-3-3  | 3  | 0    | 4  | 1    | 1    | 5    |
| vs. Missouri        | *25  | 6-11 | 0-0   | 0-0  | 4-4-8  | 3  | 0    | 2  | 1    | 0    | 12   |
| vs. Florida         | *26  | 4-7  | 0-1   | 0-0  | 4-5-9  | 3  | 1    | 3  | 0    | 2    | 8    |
| Tulane              | *30  | 5-9  | 0-0   | 3-4  | 8-2-10 | 3  | 3    | 3  | 0    | 3    | 13   |
| Southern Miss       | *44  | 7-17 | 0-0   | 6-7  | 3-4-7  | 3  | 1    | 4  | 2    | 1    | 20   |
| Auburn              | *33  | 0-7  | 0-0   | 2-4  | 1-3-4  | 1  | 0    | 1  | 1    | 0    | 2    |
| South Florida       | *35  | 5-15 | 0-1   | 4-4  | 9-5-14 | 2  | 1    | 2  | 2    | 1    | 14   |







# 5 SHERISE WILLIAMS

Forward | 6-1 | Junior  
St. Louis, Mo. | McCluer HS

## 2013-14 (SOPHOMORE)

Saw action in 32 games, starting once... Averaged nine minutes per game... Scored at a 3.2 clip and hauled in 2.7 rebounds per game, with 40 of her 85 rebounds coming on the offensive glass... Finished third on the team with 13 blocked shots... Paced the Bulldogs in rebounds twice and blocks three times... Tallied a personal-best 11 steals... Shot 43.2% from the floor and 65.5% from the line... Scored double figures in the season's first three games, tallying 11 points each against Houston and New Orleans and 10 versus Jackson State... Finished one rebound shy of a double-double in the opener against UH... Finished just shy of a double-double against Alabama State, collecting nine points and nine rebounds... Tallied 15 points, nine boards against Mississippi Valley State.

## 2012-13 (FRESHMAN)

Earned SEC co-Freshman of the Week honors following a 21-point outing against Florida A&M on Dec. 16... Played in 25 games during her freshman season, starting six times... Averaged 19.1 minutes per game, tallying 478 minutes on the season... Rated seventh in the SEC and first among league freshmen with a 1.3 blocks average... Finished second all-time among Bulldog freshmen with 33 blocked shots... Scored 128 points in her rookie season, an average of 5.1 per contest... Went 47-of-128 from the floor (36.7%)... Averaged 4.5 rebounds per game, including 69 offensive boards... Pulled down nine rebounds and blocked two shots in her collegiate debut, a season-opening win against Houston... Scored double figures for the first time in her career in a win against Savannah State, scoring 10 points while collecting nine rebounds... Finished just shy of a double-double against Southern Miss, scoring nine points to go along with eight rebounds... Tallied 15 points on 6-of-7 shooting and a season-best four blocks against Florida Atlantic... Went 10-of-16 from the floor and blocked three shots in the 21-point effort against FAMU... Forced to miss a five-game stretch in SEC play with an injury... Collected a pair of blocked shots and a free throw in State's upset of No. 11 Georgia... Collected six rebounds and blocked a shot in the team's SEC Tournament opener against Alabama.

## HIGH SCHOOL

Had a standout career for McCluer High School in St. Louis, scoring over 1,000 points and grabbing more than 900 rebounds... Led the Suburban North Conference in blocks as a senior with nearly four per contest... Rated third in the league in scoring (17.8 ppg) and fourth in rebounds (8.6 rpg)... Top five in the St. Louis area as a junior, scoring 19.9 ppg and grabbing 13.5 rpg... Named fifth team all-star by the St. Louis American and Suburban North All-Conference second team following the 2010-11 season... Paced the Suburban North Conference in rebounding a year ago while rating second in the league in points and blocks... Was also a standout on the track and the volleyball court, earning first team all-conference volleyball honors in 2011.

## PERSONAL

Born Dec. 5, 1993... The daughter of Steven DeShields and Tracey Williams... Majoring in kinesiology with a concentration in sport studies.

### CAREER HIGHS

#### POINTS

21, vs. Florida A&M (12-16-12)

#### REBOUNDS

9, 5x, last vs. Miss. Valley St. (12-30-13)

#### FIELD GOALS MADE

10, vs. Florida A&M (12-16-12)

#### FIELD GOAL ATTEMPTS

16, vs. Florida A&M (12-16-12)

#### 3-POINT FG MADE

None

#### 3-POINT FG ATTEMPTS

None

#### FREE THROWS MADE

7, 2x, last vs. Miss. Valley St. (12-30-13)

#### FREE THROW ATTEMPTS

10, 2x, last vs. Miss. Valley St. (12-30-13)

#### ASSISTS

2, 2x, last vs. Miss. Valley St. (12-30-13)

#### BLOCKS

4, 3x, last vs. Miss. Valley St. (12-30-13)

#### STEALS

4, vs. Miss. Valley St. (12-30-13)

## SHERISE WILLIAMS' CAREER STATISTICS

### ALL GAMES

| Year         | GP        | GS       | Min        | Avg         | Total     |            |             | 3-Point  |          |             | F-Throw   |            |             | Rebounds  |            |            |            | PF         | FO       | Ast      | TO        | Blk       | Stl       | Pts        | Avg        |
|--------------|-----------|----------|------------|-------------|-----------|------------|-------------|----------|----------|-------------|-----------|------------|-------------|-----------|------------|------------|------------|------------|----------|----------|-----------|-----------|-----------|------------|------------|
|              |           |          |            |             | FG        | FGA        | Pct         | FG       | FGA      | Pct         | FT        | FTA        | Pct         | Off       | Def        | Tot        | Avg        |            |          |          |           |           |           |            |            |
| 2012-13      | 25        | 6        | 478        | 19.1        | 47        | 128        | .367        | 0        | 0        | .000        | 34        | 60         | .567        | 43        | 69         | 112        | 4.5        | 69         | 6        | 2        | 66        | 33        | 6         | 128        | 5.1        |
| 2013-14      | 32        | 1        | 289        | 9.0         | 32        | 74         | .432        | 0        | 0        | .000        | 38        | 58         | .655        | 40        | 45         | 85         | 2.7        | 37         | 0        | 7        | 28        | 13        | 11        | 102        | 3.2        |
| <b>TOTAL</b> | <b>57</b> | <b>7</b> | <b>767</b> | <b>13.5</b> | <b>79</b> | <b>202</b> | <b>.391</b> | <b>0</b> | <b>0</b> | <b>.000</b> | <b>72</b> | <b>118</b> | <b>.610</b> | <b>83</b> | <b>114</b> | <b>197</b> | <b>3.5</b> | <b>106</b> | <b>6</b> | <b>9</b> | <b>94</b> | <b>46</b> | <b>17</b> | <b>230</b> | <b>4.0</b> |

### SEC GAMES

| Year         | GP        | GS       | Min        | Avg         | Total     |           |             | 3-Point  |          |             | F-Throw   |           |             | Rebounds  |           |           |            | PF        | FO       | Ast      | TO        | Blk       | Stl      | Pts       | Avg        |
|--------------|-----------|----------|------------|-------------|-----------|-----------|-------------|----------|----------|-------------|-----------|-----------|-------------|-----------|-----------|-----------|------------|-----------|----------|----------|-----------|-----------|----------|-----------|------------|
|              |           |          |            |             | FG        | FGA       | Pct         | FG       | FGA      | Pct         | FT        | FTA       | Pct         | Off       | Def       | Tot       | Avg        |           |          |          |           |           |          |           |            |
| 2012-13      | 11        | 0        | 187        | 17.0        | 7         | 32        | .219        | 0        | 0        | .000        | 13        | 22        | .591        | 13        | 20        | 33        | 3.0        | 31        | 4        | 0        | 21        | 12        | 1        | 27        | 2.5        |
| 2013-14      | 14        | 0        | 73         | 5.2         | 8         | 20        | .400        | 0        | 0        | .000        | 5         | 8         | .625        | 8         | 6         | 14        | 1.0        | 14        | 0        | 0        | 11        | 1         | 2        | 21        | 1.5        |
| <b>TOTAL</b> | <b>25</b> | <b>0</b> | <b>260</b> | <b>10.4</b> | <b>15</b> | <b>52</b> | <b>.288</b> | <b>0</b> | <b>0</b> | <b>.000</b> | <b>18</b> | <b>30</b> | <b>.600</b> | <b>21</b> | <b>26</b> | <b>47</b> | <b>1.9</b> | <b>45</b> | <b>4</b> | <b>0</b> | <b>32</b> | <b>13</b> | <b>3</b> | <b>48</b> | <b>1.9</b> |

### WILLIAMS' 2012-13 GAME-BY-GAME STATISTICS (\* - INDICATES GAME STARTED)

| Opponent           | Min. | FG-A  | 3PT-A | FT-A | O-D-T | PF | Ast. | TO | Bk. | Stl. | Pts.             |
|--------------------|------|-------|-------|------|-------|----|------|----|-----|------|------------------|
| Houston            | 18   | 1-6   | 0-0   | 0-0  | 2-7-9 | 2  | 0    | 2  | 2   | 0    | 2                |
| Hampton            | 19   | 1-4   | 0-0   | 1-4  | 2-3-5 | 3  | 0    | 1  | 1   | 0    | 3                |
| Louisiana Tech     | *24  | 0-7   | 0-0   | 5-8  | 1-3-4 | 1  | 1    | 5  | 3   | 0    | 5                |
| vs. Winthrop       | *26  | 3-15  | 0-0   | 2-2  | 6-2-8 | 4  | 0    | 3  | 2   | 1    | 8                |
| vs. UCSB           | 20   | 1-4   | 0-0   | 1-1  | 0-4-4 | 2  | 0    | 2  | 0   | 2    | 3                |
| vs. UCF            | 19   | 2-7   | 0-0   | 1-2  | 3-3-6 | 1  | 0    | 1  | 1   | 0    | 5                |
| Savannah State     | 24   | 4-6   | 0-0   | 2-2  | 3-6-9 | 3  | 1    | 3  | 1   | 1    | 10               |
| at Southern Miss   | *29  | 3-6   | 0-0   | 3-4  | 1-7-8 | 3  | 0    | 10 | 1   | 1    | 9                |
| Florida Atlantic   | *25  | 6-7   | 0-0   | 3-5  | 1-4-5 | 3  | 0    | 1  | 4   | 0    | 15               |
| Florida A&M        | *29  | 10-16 | 0-0   | 1-1  | 3-4-7 | 2  | 0    | 7  | 3   | 0    | 21               |
| Jacksonville State | *12  | 4-6   | 0-0   | 1-3  | 4-0-4 | 5  | 0    | 3  | 0   | 0    | 9                |
| Northwestern State | 14   | 2-3   | 0-0   | 0-4  | 2-0-2 | 0  | 0    | 3  | 1   | 0    | 4                |
| Troy               | 12   | 2-5   | 0-0   | 0-0  | 1-1-2 | 5  | 0    | 2  | 1   | 0    | 4                |
| at Vanderbilt      | 20   | 0-3   | 0-0   | 2-2  | 0-2-2 | 5  | 0    | 5  | 0   | 0    | 2                |
| South Carolina     | 30   | 2-6   | 0-0   | 1-4  | 1-5-6 | 5  | 0    | 3  | 3   | 1    | 5                |
| Florida            |      |       |       |      |       |    |      |    |     |      | — Did Not Play — |
| at LSU             |      |       |       |      |       |    |      |    |     |      | — Did Not Play — |
| at Kentucky        |      |       |       |      |       |    |      |    |     |      | — Did Not Play — |
| Texas A&M          |      |       |       |      |       |    |      |    |     |      | — Did Not Play — |
| Ole Miss           |      |       |       |      |       |    |      |    |     |      | — Did Not Play — |
| at Tennessee       | 8    | 1-1   | 0-0   | 0-0  | 0-0-0 | 3  | 0    | 1  | 1   | 0    | 2                |
| Arkansas           | 9    | 0-2   | 0-0   | 0-0  | 0-0-0 | 1  | 0    | 1  | 1   | 0    | 0                |
| at Missouri        | 26   | 1-3   | 0-0   | 1-3  | 2-3-5 | 5  | 0    | 1  | 0   | 0    | 3                |
| at Ole Miss        | 21   | 1-4   | 0-0   | 0-0  | 4-1-5 | 0  | 0    | 2  | 1   | 0    | 2                |
| LSU                | 24   | 1-8   | 0-0   | 3-5  | 2-4-6 | 3  | 0    | 1  | 0   | 0    | 5                |
| Alabama            | 14   | 1-2   | 0-0   | 2-2  | 3-2-5 | 3  | 0    | 1  | 2   | 0    | 4                |
| at South Carolina  | 20   | 0-2   | 0-0   | 3-4  | 1-1-2 | 5  | 0    | 1  | 2   | 0    | 3                |
| Georgia            | 11   | 0-1   | 0-0   | 1-2  | 0-2-2 | 1  | 0    | 3  | 2   | 0    | 1                |
| at Auburn          | 4    | 0-0   | 0-0   | 0-0  | 0-0-0 | 0  | 0    | 2  | 0   | 0    | 0                |
| vs. Alabama        | 20   | 1-4   | 0-0   | 1-2  | 1-5-6 | 4  | 0    | 2  | 1   | 0    | 3                |

### WILLIAMS' 2013-14 GAME-BY-GAME STATISTICS (\* - INDICATES GAME STARTED)

| Opponent            | Min. | FG-A | 3PT-A | FT-A | O-D-T | PF | Ast. | TO | Bk. | Stl. | Pts.             |
|---------------------|------|------|-------|------|-------|----|------|----|-----|------|------------------|
| at Houston          | 18   | 4-5  | 0-0   | 3-5  | 4-5-9 | 4  | 0    | 1  | 1   | 1    | 11               |
| Jackson St.         | 13   | 3-4  | 0-0   | 4-6  | 4-0-4 | 1  | 1    | 0  | 0   | 2    | 10               |
| New Orleans         | 14   | 3-5  | 0-0   | 5-6  | 2-4-6 | 0  | 0    | 1  | 1   | 1    | 11               |
| Tennessee Tech      | 18   | 0-2  | 0-0   | 1-2  | 2-2-4 | 1  | 0    | 0  | 0   | 0    | 1                |
| Savannah St.        | 15   | 1-4  | 0-0   | 3-6  | 4-1-5 | 2  | 1    | 5  | 0   | 0    | 5                |
| vs. Grand Canyon    | 2    | 0-0  | 0-0   | 0-0  | 1-0-1 | 2  | 0    | 0  | 0   | 0    | 0                |
| vs. James Madison   | 5    | 0-1  | 0-0   | 0-0  | 0-2-2 | 2  | 0    | 1  | 0   | 0    | 0                |
| vs. Middle Tenn.    | 11   | 2-3  | 0-0   | 1-1  | 1-1-2 | 3  | 0    | 1  | 0   | 0    | 5                |
| La.-Lafayette       | 13   | 2-4  | 0-0   | 0-0  | 1-4-5 | 2  | 1    | 1  | 1   | 0    | 4                |
| Alabama St.         | *29  | 4-12 | 0-0   | 1-2  | 3-6-9 | 1  | 2    | 0  | 4   | 0    | 9                |
| Southern Miss       |      |      |       |      |       |    |      |    |     |      | — Did Not Play — |
| at North Dakota St. | 6    | 0-1  | 0-0   | 0-0  | 0-2-2 | 0  | 0    | 1  | 0   | 0    | 0                |
| SE Louisiana        | 19   | 1-6  | 0-0   | 7-10 | 4-2-6 | 2  | 0    | 3  | 0   | 1    | 9                |
| Miss. Valley St.    | 28   | 4-7  | 0-0   | 7-10 | 3-6-9 | 2  | 2    | 1  | 4   | 4    | 15               |
| at Florida          | 7    | 1-2  | 0-0   | 1-3  | 4-0-4 | 0  | 0    | 0  | 0   | 0    | 3                |
| Auburn              | 3    | 0-1  | 0-0   | 0-0  | 0-0-0 | 0  | 0    | 1  | 0   | 0    | 0                |
| at Arkansas         | 2    | 0-0  | 0-0   | 0-0  | 0-2-2 | 1  | 0    | 1  | 0   | 0    | 0                |
| Tennessee           | 3    | 0-2  | 0-0   | 0-0  | 0-0-0 | 1  | 0    | 1  | 0   | 0    | 0                |
| at Texas A&M        | 17   | 2-7  | 0-0   | 0-1  | 1-1-2 | 3  | 0    | 1  | 0   | 1    | 4                |
| at Ole Miss         | 1    | 0-1  | 0-0   | 0-0  | 0-0-0 | 0  | 0    | 0  | 0   | 0    | 0                |
| Missouri            | 1    | 0-0  | 0-0   | 0-0  | 0-0-0 | 0  | 0    | 0  | 0   | 0    | 0                |
| at LSU              | 2    | 1-1  | 0-0   | 2-2  | 1-0-1 | 0  | 0    | 0  | 0   | 0    | 4                |
| Georgia             | 3    | 1-1  | 0-0   | 0-0  | 1-0-1 | 0  | 0    | 0  | 0   | 0    | 2                |
| South Carolina      | 11   | 1-1  | 0-0   | 0-0  | 0-0-0 | 1  | 0    | 1  | 1   | 0    | 2                |
| at Auburn           |      |      |       |      |       |    |      |    |     |      | — Did Not Play — |
| Vanderbilt          | 3    | 0-0  | 0-0   | 0-0  | 0-0-0 | 3  | 0    | 2  | 0   | 1    | 0                |
| at Alabama          | 7    | 0-1  | 0-0   | 2-2  | 0-0-0 | 1  | 0    | 1  | 0   | 0    | 2                |
| Ole Miss            |      |      |       |      |       |    |      |    |     |      | — Did Not Play — |
| Kentucky            | 1    | 0-0  | 0-0   | 0-0  | 1-1-2 | 0  | 0    | 0  | 0   | 0    | 0                |
| at Georgia          | 13   | 2-3  | 0-0   | 0-0  | 0-2-2 | 4  | 0    | 3  | 0   | 0    | 4                |
| vs. Missouri        |      |      |       |      |       |    |      |    |     |      | — Did Not Play — |
| vs. Florida         | 11   | 0-0  | 0-0   | 0-0  | 2-3-5 | 1  | 0    | 1  | 0   | 0    | 0                |
| Tulane              | 3    | 0-0  | 0-0   | 1-2  | 1-1-2 | 0  | 0    | 0  | 1   | 0    | 1                |
| Southern Miss       | 2    | 0-0  | 0-0   | 0-0  | 0-0-0 | 0  | 0    | 1  | 0   | 0    | 0                |
| Auburn              | 2    | 0-0  | 0-0   | 0-0  | 0-0-0 | 0  | 0    | 0  | 0   | 0    | 0                |
| South Florida       | 7    | 0-0  | 0-0   | 0-0  | 0-0-0 | 0  | 0    | 0  | 0   | 0    | 0                |







# 23 KAYLA NEVITT

**Guard | 5-10 | Freshman**  
**Houston, Texas | Andy Dekaney HS**

## HIGH SCHOOL

Talented shooting guard who enjoyed a standout career playing in Texas' top classification... Three-star guard by ESPN, rating 18th nationally at her position... Earned four stars from Premier Girls Basketball Report, rating ninth in Texas and 87th nationally... Averaged 11.8 points, 2.3 assists, 3.8 rebounds and 3.1 steals for her heralded high school career... Capped her final season at Andy Dekaney High School by earning All-Greater Houston Team honors for the second-straight year... Named the District 13-5A MVP and claimed all-state honors after averaging 14.6 ppg... Earned a McDonald's All-America nomination... Led her final Lady Wildcat squad to a 40-2 record and the 5A state championship game... Paced Dekaney to a fourth-straight district championship... Scored at an 11.1 clip, including 43 3-pointers, and grabbed 3.4 rebounds per game as the Lady Wildcats went 34-4 overall and 16-0 in district play her junior season... Helped Dekaney to the regional final of the UIL state playoffs... Named Class 5A, District 13 Co-Offensive Player of the Year and Texas Basketball Magazine All-State Team honors... Also earned district offensive player of the year honors as a freshman... Had a standout sophomore season, averaging 12.2 points and 4.2 rebounds per game.

## PERSONAL

Born Jan. 26, 1996... Daughter of Octavius Nevitt and Mozell Frazier... Has two sisters, Shunta and Tasia Nevitt.



# 44 LAKARIS SALTER

**Forward | 6-1 | Freshman**  
**Tallahassee, Fla. | Florida A&M Developmental Research School**

## HIGH SCHOOL

Versatile forward from the Florida prep ranks who has great ball-handling skills and court vision in addition to her talents in the post... Four-star prospect who rated No. 89 nationally and No. 18 at the forward position by ESPN/HoopGurlz... Tabbed the 20th-best forward in the nation... Selected the All-Big Bend Player of the Year all four years of her varsity career at Florida A&M Development School in Tallahassee... Selected to the Florida Association of Basketball Coaches/Source Hoops Girls 2A All-State First Team following her final prep season, giving her all-state accolades every year of her career... Averaged 18 points, 11 rebounds as a senior, leading FAMU DRS to the semifinals of the 2014 Florida Class 2A state tournament after winning the title her sophomore and junior seasons... Earned a second-straight FABC Class 2A Player of the Year award after averaging over 16 points and 11 boards as a junior... Tallied a team-high 18 points and 11 rebounds as the Baby Rattlers defeated Academy at the Lakes 57-34 to cap a 25-4 season... Dribbled the length of the court and hit a 3-pointer at the buzzer as a sophomore to give her team the state title with a 55-53 win against Hollywood Christian... Scored 25 points, including 14-straight over a seven-minute stretch, and added 18 rebounds in the championship game... Capped a stellar sophomore season that saw her average over 19 points and 11 rebounds per game... Guided Florida A&M Developmental School to district titles each year, and the region crown her sophomore and junior seasons after claiming runner-up honors in 2010... Elected her school's student body president.

## PERSONAL

Born May 15, 1996... Daughter of LaWayne and Tabetha Salter... Has two siblings, Justin and Darien.



# 1 BLAIR SCHAEFER

Guard | 5-7 | Freshman  
Starkville, Miss. | Starkville HS

## HIGH SCHOOL

Standout guard for Starkville High School who rated as one of the state's top players after coming to the Magnolia State from Texas following her sophomore season... Earned all-state honors her junior and senior seasons for Kristy Williams after moving to Starkville High School from A&M Consolidated High School in College Station... Three-star recruit from ESPN and a four-star selection by Premier Girls Basketball Report... Earned a spot in the prestigious Mississippi-Alabama All-Star Classic alongside teammate Victoria Vivians following her senior season... Named first team all-state and The Commercial Dispatch Large School All-Area Girls Co-Player of the Year following a senior campaign that saw her average 18.7 points and 5.4 assists per game in leading the Yellowjackets to the MHSAA Class 6A North State playoffs... Joined Vivians on the Clarion-Ledger Dandy Dozen team prior to her senior campaign after averaging 22.8 points, 4.6 assists, 2.6 rebounds and 1.9 steals in leading SHS to the north state tournament as a junior... Capped her first Mississippi prep campaign by being selected to the Mississippi Association of Coaches' All-Star Game... Scored a team-high 17 points in the event after winning the free-throw contest and taking second in the 3-point shootout... Connected on 87.7% of her free-throw attempts during the 2012-13 season... Spent the 2013 summer circuit playing for the Huntsville, Ala.-based Southern Starz AAU squad... Helped guide Doug Bush's squad to an 8-0 record and the AAU National Championship in Orlando, Fla... Teamed with another MSU rookie, Kayla Nevitt, on Joey Simmons' Texas Elite Adidas squad prior to joining the Southern Starz... Made the move to Starkville High after playing at A&M Consolidated, where she rated as one of the Top 10 players in Texas and the 117th-best player nationally by Premier Basketball Report... Capped her sophomore season at A&M Consolidated by earning First Team All-District 12-5A honors and all-region accolades.

## PERSONAL

Born Aug. 30, 1995... Daughter of MSU coach Vic Schaefer and his wife, Holly... Has a twin brother, Logan.



# 35 VICTORIA VIVIAN

Forward | 6-1 | Freshman  
Carthage, Miss. | Scott Central HS

## HIGH SCHOOL

Enjoyed an illustrious prep career at Scott Central High School, rating as the 24th player in the nation and No. 7 at her position by ESPN/Hoop-Gurlz... Five-star prospect who was No. 6 in Full Court's Fresh 50... Two-time first team All-American following a stellar career for Chad Harrison at Scott Central High School in Forest, Miss... Selected MaxPreps First Team All-American following her junior and senior seasons... Earned Parade All-America honors after a record-setting senior campaign... Named to the SchollyMe All-World Game in Irvine, Calif... Scored 5,745 points in her illustrious career, smashing former Bulldog Mary Kathryn Govero's state record by 700 points... Ranks second in NFHS history with 5,172 points since the association does not recognize her eighth-grade point total... Led the nation with a 46.2 scoring average in her final high school season, a mark that bettered her own state record and ranked fifth in national high school records... Tallied 1,617 points as a senior, best in state history regardless of gender, and 1,470 as a junior, the third- and fifth-most in national high school records... Ranks second in NFHS history with 1,862 made field goals her freshman through senior seasons... Selected Mississippi's Miss Basketball her final two seasons... Four-time all-state selection... Led Scott Central to the Mississippi Class 2A finals as a senior... Added 14.3 rebounds per game in addition to her nation's-best scoring clip... Scored 68 points against Newton in the south state semifinals, tying the girls' state record... Named to the Mississippi-Alabama All-Star Classic to cap her career, joining teammates Blair Schaefer on the Magnolia State squad and Morgan William on the Alabama roster... Named the game's MVP after scoring a record 36 points in leading Mississippi to a 95-89 win... Selected Mississippi's Gatorade Player of the Year following her senior and sophomore campaigns... Earned the state's Miss Basketball honor after a junior season that saw her rank second in the nation with 39.7 ppg and lead Scott Central to the state's Class 2A crown... Named to the Mississippi Association of Coaches All-Star Game along with Schaefer prior to her senior year, scoring 23 points to earn MVP honors... Also won the state championship during a freshman season that saw her score at a 24.7 clip while grabbing 9.8 rebounds and 3.3 steals... Named state tournament MVP after leading Scott Central to the two crowns... Also led the nation in scoring as a sophomore, averaging 37.0 ppg.

## PERSONAL

Born Nov. 17, 1994... Daughter of John and Angela Vivians and Deborah Peatry... Has three brothers: Darrell Miller, Johnathan Vivians and Jabrelyn Bufkin... Also has a sister, Kelcia Bufkin.





# 2 MORGAN WILLIAM

Guard | 5-5 | Freshman  
Birmingham, Ala. | Shades Valley HS

## HIGH SCHOOL

Quick, tenacious point guard from the Alabama high school ranks... Three-time Alabama Sports Writers Association Class 6A Player of the Year finalist who tallied 1,634 points (13.9 ppg) and 604 steals (5.1 spg) during a heralded career for Tonya Hunter's Shades Valley High School program... Also selected to the ASWA Girls Super 5 three consecutive times... Three-star prospect by ESPN, rating No. 25 nationally at the point guard position... Averaged 16.6 points, 2.4 assists and amassed 210 steals as a senior in leading Shades Valley to the program's first Alabama 6A state title... Named The Birmingham News Metro Girls Player of the Year for the second-straight season as she finished her final prep campaign leading her team to a school-best 31 wins for the second-straight year... Finished her four-year career leading Shades Valley to a school-record 121-15 record... Capped her career by being selected to play in the Mississippi-Alabama All-Star Game, where she competed against MSU teammates Blair Schaefer and Victoria Vivians... Advanced Shades Valley to the state tournament with a 46-42 win in the Northeast region final against Huntsville, the team that eliminated the Lady Mounties last season... Claimed Birmingham News North/East Player of the Year accolades in addition to all-state honors following her junior season... Led the Lady Mounties with 14.1 ppg as a junior, leading the squad to a 31-2 record and a second-straight Northeast regional final appearance in the Alabama 6A playoffs... Drained 53% of her shots in the 2012-13 season, adding 4.1 assists and 158 steals... Also claimed Birmingham-Metro Player of the Year accolades after her sophomore season.

## PERSONAL

Born July 14, 1996... Daughter of Michael William and Monica Rory... Stepdaughter of the late Donnie Rory... Has two brothers, Kameron and Jaylon Rory, and a sister, Kailey Rory.





# VIC SCHAEFER

**Head Coach • Third Season  
Texas A&M, 1984**

*“MISSISSIPPI STATE HAS A GUY WHO IS VERY LOYAL. HE IS GOING TO WORK HARD AND RECRUIT WELL, AND HE IS GOING TO HAVE A VERY DISCIPLINED TEAM. THEY ARE GOING TO HAVE A GREAT DEFENSE. THE BIGGEST THING, THOUGH, IS THAT THEY ARE GOING TO GRADUATE, AND VIC IS GOING TO CARE ABOUT THEM AS HUMAN BEINGS. THEY ARE GOING TO HAVE GOOD PEOPLE PLAYING BASKETBALL; THE KIND YOU WOULD HAVE HOME FOR DINNER.”*

— HALL OF FAME COACH VAN CHANCELLOR ON SCHAEFER

When searching for a head women’s basketball coach, Mississippi State athletic director Scott Stricklin was seeking a passionate, driven individual who could build the Bulldogs into a championship program. He found the ideal person in Vic Schaefer, who enters his third season as Mississippi State head coach.

A veteran coach of 30 seasons, Schaefer has made an immediate impact in Starkville as he began the process of building the Bulldogs into a program that consistently rates among the best in the nation.

Lauded the “Secretary of Defense” for his teams’ defensive prowess, his inaugural Mississippi State squad was no different as it rated first in the SEC and 11th in the nation in 3-point field goal percentage defense with a school-record 25.8-percent tally. The team also paced the league and ranked 21st in the nation in blocked shots, swatting 5.1 per contest and 153 overall, the most since the 2008-09 season. That defensive mindset helped the Bulldogs to an immediate improvement in the SEC, claiming big league victories against in-state rival Ole Miss, Arkansas and Missouri before capping the year with a thrilling 50-38 upset of No. 11 Georgia in which the Maroon & White Bulldogs held UGA to five field goals in each half.

Schaefer’s squad added a big building block in year two as Mississippi State made a nine-win improvement to claim 22 wins, fourth-most in school history, and earn a trip to the WNIT, the program’s first postseason appearance since 2010.

Last year’s edition advanced to the quarterfinals of the tournament, the first time an MSU squad has won three-straight postseason contests. That team tallied program bests for points (2,551) and rebounds (1,410) while rating 12th nationally with a +5.3 turnover margin. That standout turnover margin



*Vic Schaefer has had a lot to celebrate through his first two seasons in Starkville. The Bulldogs capped his first year at the helm with an upset of No. 11 Georgia, and last season’s squad won 22 games and advanced to the quarterfinals of the WNIT.*



included a 9.6 steals average that was third-best in the SEC last season.

Schaefer stresses to his teams to score, get to the free-throw line or both. The Bulldogs made getting to the line a habit in 2013-14, setting program standards for made free throws (705) and attempts (997). The 705 makes rated third in SEC history, while the attempts tally ranked second.

Under his guidance, Martha Alwal earned First Team All-SEC and co-Defensive Player of the Year honors last season after claiming second-team accolades a year earlier. Under Schaefer's watch Alwal, the 2013 CSpire Gillom Trophy winner, topped the league in blocked shots the last two seasons while becoming the Bulldogs' all-time leader in the category.

Schaefer plans to build his Mississippi State program the same way he has at every stop in his coaching career, with intense, high-pressure defense and compiling some of the nation's top-ranked recruiting classes.

His first MSU signing class ranked 35th nationally and included Breanna Richardson, who was named to the SEC All-Freshman Team last season.

He backed that inaugural class with a second edition that rated in the Top 20 nationally. When he took the Mississippi State job, Schaefer stressed the importance of keeping the state's best players at home. He did just that with the additions of Parade All-American Victoria Vivians and his daughter Blair, an all-state standout at Starkville High School.

Schaefer knows his plan can succeed in Starkville after seeing the



**Vic Schaefer represented Mississippi State as a panelist on ESPN's Outside The Lines weekend edition discussing the anniversary of Title IX.**

successes enjoyed during 15 seasons on the staffs at Texas A&M and Arkansas. During his tenures in Fayetteville and College Station, Schaefer's defenses helped his squads to the postseason all but once (his first season at Texas A&M) while averaging 22 wins a year.

Schaefer, who has been part of 448 wins in his 27-year collegiate coaching career and taken teams to the postseason 15 of the last 17 years, has become one of the nation's premier teachers of defense, earning the moniker the "Secretary of Defense."

His defenses helped Arkansas and Texas A&M to 11 NCAA Tournament appearances. In his first season in Fayetteville, the Razorbacks advanced to the Final Four before making three more trips to the second round. With his alma mater, he won a national championship while helping the program to a pair of Sweet 16 appearances, an Elite Eight showing, two trips to the second round and a first-round berth.

In his nine years as associate head coach to friend and mentor Gary Blair at Texas A&M, his teams consistently were atop the Big 12 in turnovers



**THE SCHAEFER FILE**

**PERSONAL**

Hometown: Houston, Texas  
 Alma Mater: Texas A&M (1984)  
 Wife: Holly Schaefer  
 Children: 19-year-old twins Blair Nicole and Charles Logan

**COACHING HISTORY**

- 2012-present** Mississippi State University  
*Head Coach*
- 2003-11** Texas A&M University  
*Associate Head Coach*
- 2000-03** University of Arkansas  
*Associate Head Coach*
- 1997-00** University of Arkansas  
*Assistant Coach*
- 1990-97** Sam Houston State University  
*Head Coach*
- 1989-90** Milby High School – Houston, Texas  
*Assistant Boys' Basketball & Head Tennis Coach*
- 1987-89** Sam Houston State University  
*Assistant Men's Basketball Coach*
- 1985-87** Milby High School – Houston, Texas  
*Assistant Boys Basketball & Head Tennis Coach*

caused, steals, turnover margin and assist-to-turnover ratio.

In 2011, his smothering defense topped the nation in turnover margin en route to guiding the Aggies to the NCAA national championship in the program's first trip to the Women's Final Four. That squad also earned Texas A&M's first No. 1 national ranking while finishing the season with a 33-5 record, the most wins in school history.

The following season his final Texas A&M squad finished first in the Big 12 in turnover margin en route to advancing to a fifth-straight conference tournament title game and the Sweet 16 in the team's seventh-consecutive NCAA Tournament appearance.

Schaefer was also part of Texas A&M squads that won two Big 12 Tournament titles (2010 & 2008) and the conference regular season title in 2007. In addition to the 2011 national championship, Schaefer helped coach the Aggies to the 2009 Sweet 16 and the 2008 Elite Eight.

One of the nation's top recruiters, Schaefer added another Top 20 signing class to his impressive resumé after tallying nine during his tenures at Texas A&M and Arkansas. His strong reputation as a coach and recruiter earned him BasketballScoop.com's 2009 Assistant Coach of the Year.

While at Texas A&M, he played an integral role in the Aggies finishing among the country's Top 10 signing classes four-straight years. His final class with the Aggies rated as the nation's No. 2 signing class, and he helped land the nation's top class during the 2011 national championship run. In addition to 2012's No. 2 class and 2011's top-rated class, the Aggies' 2010 signing class ranked No. 5 nationally and tops in the Big 12. A



year earlier, he helped ink the Big 12's No. 2 class and the sixth-best in the country.

In 2007, Schaefer earned the opportunity to coach the United States William Jones Cup Team, leading that squad to a bronze medal in Taipei, Taiwan. He also joined with Athletes in Action to coach some of the top women's college players in the nation. The only associate head coach to be named head coach of the USA Jones Cup Team, Schaefer guided Team USA to a 4-2 record in pool play with wins against Japan, New Zealand, Korea and Chinese Taipei.

The opportunity to earn international coaching experience came a year after Schaefer helped lead the 2005-06 Aggies to the first round of the NCAA Tournament. That season saw the program finish third in the Big 12, its highest finish at the time, and sign the Aggies' first McDonald's All-American.

The 2004-05 season saw Texas A&M advance to the WNIT Elite Eight, the first postseason appearance under Blair and Schaefer. That season, Schaefer helped ink the nation's 20th-best signing class, a year after their initial class rated No. 27 in the country.

Schaefer had the opportunity to accompany Blair to his alma mater following a six-year stint as associate head coach at Arkansas from 1997-2003. During that run he helped the Razorbacks to four NCAA Tournament appearances, including a Final Four berth in his inaugural season. The following year Arkansas went on to claim the WNIT national championship. While in Fayetteville he helped tutor Shameka Christon, who would go on to earn SEC Player of the Year and First Team All-SEC honors.

Schaefer went to Arkansas after serving as head women's coach at Sam Houston State from 1990-97. In his next-to-last season there, he was tabbed the Southland Conference Coach of the Year after leading the Bearkats to their most wins in a decade (18). During his tenure at SHS, he tutored either the SLC's Freshman or Newcomer of the Year in three of his final four seasons. In his first year at the school (1990-91), he coached Sierena Autman to Southland Conference Player of the Year accolades.

A native of Austin, Texas, Schaefer served as a men's assistant coach at Sam Houston State (1987-89) between stints as the assistant boys basketball coach and head tennis coach at Houston's Milby High School. As a player, Schaefer was an all-state performer at Houston Lutheran High School before going on to play two seasons at Alvin Community College.

Always striving to continue honing his craft, Schaefer was invited to attend the Center for Coaching Excellence, a prestigious leadership program hosted by Columbia University, following his first season in Starkville.

Schaefer is a dedicated family man. He is married to the former Holly Davis, who played basketball at Arkansas State and later served as an assistant coach at UT Arlington. The couple has 19-year-old twins, Blair Nicole and Charles Logan.

**SCHAEFER YEAR-BY-YEAR AT MISSISSIPPI STATE, TEXAS A&M & ARKANSAS**

Overall: 368-197 (.651) in 17 seasons

**MISSISSIPPI STATE**

| Year    | Record | Postseason         |
|---------|--------|--------------------|
| 2012-13 | 13-17  | —                  |
| 2013-14 | 22-14  | WNIT Quarterfinals |

Record: 35-31 (.530) in 2 seasons

**TEXAS A&M**

| Year    | Record | Postseason                                       |
|---------|--------|--|
| 2003-04 | 9-19   | —  |
| 2004-05 | 16-15  | WNIT Quarterfinals                               |
| 2005-06 | 23-9   | NCAA First Round                                 |
| 2006-07 | 25-7   | Big 12 Champion/<br>NCAA Second Round            |
| 2007-08 | 29-8   | Big 12 Tournament Champion/<br>Elite Eight       |
| 2008-09 | 27-8   | NCAA Sweet 16                                    |
| 2009-10 | 26-8   | Big 12 Tournament Champion/<br>NCAA Second Round |
| 2010-11 | 33-5   | NCAA National Champion                           |
| 2011-12 | 24-11  | NCAA Sweet 16                                    |

Record: 212-90 (.702) in 9 seasons

- 7 NCAA Tournament Appearances
- 1 NCAA National Championship (2010-11)
- 1 NCAA Elite Eight (2007-08)
- 2 NCAA Sweet 16 (2008-09, 2011-12)
- 2 NCAA Second Round (2006-07, 2009-10)
- 1 NCAA First Round (2005-06)
- 1 WNIT Appearance
- 1 WNIT Quarterfinals (2004-05)

**ARKANSAS**

| Year    | Record | Postseason             |
|---------|--------|------------------------|
| 1997-98 | 22-11  | NCAA Final Four        |
| 1998-99 | 20-14  | WNIT National Champion |
| 1999-00 | 17-15  | WNIT Semifinals        |
| 2000-01 | 20-13  | NCAA Second Round      |
| 2001-02 | 20-12  | NCAA Second Round      |
| 2002-03 | 22-11  | NCAA Second Round      |

Record: 121-76 (.614) in 6 seasons

- 4 NCAA Tournament Appearances
- 1 NCAA Final Four (1997-98)
- 3 NCAA Second Round (2000-01, 2001-02, 2002-03)
- 2 WNIT Appearances
- 1 WNIT National Championship (1998-99)
- 1 WNIT Semifinal (1999-00)





# JOHNNIE HARRIS

**Associate Head Coach • Third Season  
Arkansas Baptist, 1996**

**W**hen Vic Schaefer started assembling what he labels his “A” team, the first crucial piece of that squad was Johnnie Harris, who enters her third season in Starkville as the program’s associate head coach.

Harris’ reputation as one of the nation’s top recruiters showed as the staff’s first two recruiting classes have rated among the best in program history.

Harris, who works with the Bulldogs’ post players, helped develop Martha Alwal into one of the nation’s top centers. Under her guidance, Alwal earned First Team All-

SEC honors and SEC Co-Defensive Player of the Year accolades a year after she was named to the all-league second team and winner of the Gillom Trophy as Mississippi’s top women’s college basketball player. In two seasons working with Harris, Alwal has become MSU’s all-time blocks leader while topping the league in the category the last two seasons.

Harris also serves as State’s special teams coach, coordinating the in-bounds, sideline and free-throw plays, something she specialized in working alongside Schaefer for five seasons on the Texas A&M bench.

She was also instrumental in the Bulldogs going perfect on the recruiting trail for their first two classes. That first one, rated No. 35 in the nation, helped the Bulldogs to a 22-14 record and the WNIT quarterfinals in 2013-14. Harris and the Bulldog coaching staff followed that class with a Top 20 class that rated among the best in program history.

While in College Station, she helped guide Texas A&M to four Sweet 16 appearances in her five seasons, and the program’s first national championship in 2010-11.

During her tenure with the Aggies, Harris helped sign and mentor junior college All-Americans Danielle Adams and Tanisha Smith. Adams earned MVP of the 2011 Final Four before going on to be drafted 20th by the San Antonio Silver Stars of the WNBA. Adams was tabbed to the league’s all-star game in her inaugural season.

With Harris’ guidance, Smith earned Big 12 Newcomer of the Year and conference all-tournament honors in 2009. The Seattle Storm selected Smith with the 22nd pick in the 2010 WNBA Draft.

Not only was it her on-court coaching ability that put her atop Schaefer’s list of coaches, but it was her reputation as one of the nation’s premier recruiters.

Harris’ recruiting ability was crucial in building the Aggies into an annual championship contender, as she helped Texas A&M in signing classes that have annually rated in the top 20 nationally.





She helped the Aggies land the nation's No. 2 class in her final season in College Station. That class included a pair of McDonald's All-Americans in Jordan Jones and Courtney Williams. TAMU's 2010 class, which included McDonald's All-American and the nation's top post player, Karla Gilbert, rated third nationally. The two years prior she helped notch the nation's fifth- and sixth-rated classes.

Harris played a key role in signing the major players in Texas A&M's national championship team that claimed a school-best 33 victories.

Prior to her stop in College Station, Harris spent three seasons at Arkansas, helping land some of the Lady Razorbacks' top recruiting classes. She signed Laura Ervin, a junior college All-American who went on to garner Second Team All-SEC accolades, as well as Freshman All-SEC selection Donica Cosby.

In 2007, she inked Gatorade players of the year Whitney Zachariason (Arkansas) and Morgan Boyd (Kansas) as Arkansas finished with one of the nation's top-40 classes. Harris also recruited one of the top five point guards in the nation in Shanita Arnold.

Harris has had the opportunity to learn from some of the game's top coaches, including Hall of Famer Kay Yow at N.C. State. She joined the program in the 2003-04 season and immediately helped the squad to the NCAA Tournament for the first time in two years.

Harris and her fellow coaches helped the Wolfpack sign JUCO player of the year Tiffany Stansbury, who went on to

play with the WNBA's Los Angeles Sparks and Minnesota Lynx.

Her first recruiting class in Raleigh was rated as one of the best in the nation. She also garnered a commitment from Gillian Goring, the nation's No. 1 post player who went on to play for the Washington Mystics.

Prior to jumping to the Division I level, Harris made her mark on the junior college level as an assistant coach at Arkansas-Fort Smith, where she helped bring in key players who led the school to the NJCAA Final Four in 2004. In two seasons coaching under the legendary Louis Whorton, she inked the nation's No. 1 class and helped the Lady Lions to a 34-8 record. UAFS's 2002-03 team went 26-2 and won a share of the Bi-State Conference championship.

The Arkansas-Fort Smith position kept the Pine Bluff native in her home state after she started her coaching career as a graduate assistant at Arkansas-Little Rock. Her hard work at UALR earned her a promotion to full-time assistant in 2000.

Harris, a 2014 inductee in the Watson's Chapel High School Hall of Fame, also coached AAU hoops with the Arkansas Kamikaze.

She began her playing career at Arkansas-Pine Bluff before transferring to Arkansas Baptist for her final two seasons. She is the mother of two children, Marcus and Kiera, and the legal guardian of Lily. She also has a granddaughter, Samarah.

**THE HARRIS FILE**

**PERSONAL**

Hometown: Pine Bluff, Ark.  
 Alma Mater: Arkansas Baptist (1996)  
 Children: Son, Marcus and Daughter, Kiera  
 Grandchildren: Samarah

**COACHING HISTORY**

**2012-present** Mississippi State University  
*Associate Head Coach*

**2007-12** Texas A&M University  
*Assistant Coach*

**2004-07** University of Arkansas  
*Assistant Coach*

**2003-04** North Carolina State University  
*Assistant Coach*

**2001-03** University of Arkansas-Fort Smith  
*Assistant Coach*

**2000-01** University of Arkansas-Little Rock  
*Assistant Coach*

**1998-2000** University of Arkansas-Little Rock  
*Graduate Assistant Coach*

**PLAYING EXPERIENCE**

**1987-89** Arkansas Baptist College  
**1984-86** University of Arkansas-Pine Bluff





# AQUA FRANKLIN

**Assistant Coach/Recruiting Coordinator  
Third Season • Texas A&M, 2009**

**V**ic Schaefer wanted coaches who knew his coaching style and shared that same passion and intensity. That's why, when assembling his staff, he reached out to Aqua Franklin, a standout player at Texas A&M who went on to play in the WNBA before becoming one of the country's top up-and-coming young coaches.

The former Aggie standout enters her third season on the Bulldog staff, mentoring the team's guards and coordinating State's recruiting efforts. Franklin, who begins her second season as the program's recruiting coordinator, was instrumental in helping the Bulldogs go perfect on the recruiting trail en route to compiling one of the top classes in

school history. The staff's second signing class was another one for the record books as it rated in the Top 20 nationally.

Bulldog point guards Katia May and Jerica James made tremendous strides under Franklin's guidance in 2013-14. The duo dished 114 more assists while committing 29 fewer turnovers than the 2012-13 campaign.

After claiming 95 assists as a junior, May capped her senior campaign by dishing 175 assists, the second-most in MSU single-season records.

Franklin joined Schaefer's staff following a successful 2011-12 season at the University of Kansas. That lone campaign was a memorable one, as Franklin helped guide the Jayhawks to one of the best seasons in school history.

Franklin was on the bench as Kansas went to its first Sweet 16 since 1998 and finished 25th nationally with a 21-13 record. Franklin helped mentor Angel Goodrich to a banner season, as she paced the Jayhawks with a 23.3 ppg scoring average in the NCAA Tournament and shattered the school record with 250 assists. Goodrich was named All-America Honorable Mention by both the WBCA and the Associated Press, and was one of four finalists for the Nancy Lieberman Award, given annually to the top point guard in the nation.

Franklin returned to the Big 12 after spending the 2010-11 season, her first as a full-time assistant, at Stephen F. Austin. During that lone season with the Ladyjacks, she tutored Tammara Marion to second-team All-Southland Conference accolades after she became the 25th SFA player to score 1,000 points and set a school mark for three-pointers made in a season.

The Tyler, Texas, native can provide the Mississippi State guards first-hand experience of what it takes to make it to the next level. Franklin moved into the coaching side of the game after a decorated career at Texas A&M that resulted in her being selected to play in the WNBA.

At the conclusion of her college playing career, Franklin was drafted with the 38th pick in the 2008 WNBA Draft by the Sacramento Monarchs.

In her rookie season in the league, Franklin helped lead





the Monarchs to the opening round of the 2008 WNBA Playoffs, where the team ended its season against San Antonio.

The following season she signed with the Seattle Storm before going on to begin her coaching career at her alma mater.

Franklin returned to College Station as a graduate assistant during the 2009-10 season. Her collegiate and professional experiences were a valuable asset to the Aggies as she helped Schaefer and associate head coach Johnnie Harris guide the team to the Big 12 championship and the No. 2 seed in the NCAA Tournament.

Franklin also spent two seasons assisting the Houston Elite AAU program following her stellar playing career with the Aggies.

She concluded her four-year career at Texas A&M as one of the program's most-decorated guards, ranking in the top three in school history in assists with 627.

Her final season with the Aggies was a memorable one for the program, as the team made its first run to the Elite Eight. Franklin capped her career by claiming honorable mention All-America accolades from the Associated Press to go along with All-Big 12 Second Team honors she received prior to the tournament run.

Her junior season also included a milestone for Texas A&M, as the Aggies won the school's first Big 12 regular-season championship. Franklin was tabbed All-Big 12 First Team and Associated Press All-America Honorable Mention as she led the squad to the second round of the NCAA Tournament.

Franklin was named honorable mention All-Big 12 as a sophomore, a year after she became the conference's only freshman to start at the point.

All total, Franklin led the Aggies to three NCAA Tournament

trips, including one journey to the Elite Eight.

Franklin, a 2009 Texas A&M graduate with a degree in recreation park and tourism science, was named the Aggies' 2014 SEC Legend. Last summer she was inducted into the second class of the Tyler ISD Hall of Fame, one that included NFL legend Earl Campbell in the inaugural class.

**THE FRANKLIN FILE**

**PERSONAL**

Hometown: Tyler, Texas  
Alma Mater: Texas A&M (2009)

**COACHING HISTORY**

- 2012-present** Mississippi State University  
*Assistant Coach*
- 2011-12** University of Kansas  
*Assistant Coach*
- 2010-11** Stephen F. Austin University  
*Assistant Coach*
- 2009-10** Texas A&M University  
*Graduate Assistant Coach*

**PLAYING EXPERIENCE**

- 2009** Seattle Storm (WNBA)
- 2008** Sacramento Monarchs (WNBA)
- 2004-08** Texas A&M University

**PLAYING HONORS**

- All-America Honorable Mention (2007, 2008)
- All-Big 12 Conference Team (2006, 2007, 2008)
- NCAA Tournament Participant (2006, 2007, 2008)
- All-Big 12 Tournament Team (2008)





# ELENA LOVATO

## Assistant Coach • First Season Pittsburg State, 2008

Vic Schaefer added another national championship ring to his Mississippi State coaching staff as Elena Lovato, head coach of two-time national champion Trinity Valley Community College, joined the Bulldogs in June.

Lovato brings a wealth of coaching experience at various levels to the Bulldog staff, and in four seasons as a junior college head coach has claimed a 113-8 record, including a 72-2 mark at TVCC, and a pair of national titles.

She returned to Trinity Valley Community College for the 2012-13 season and immediately made an impact, taking a squad that included Bulldog senior Savannah Carter to a 36-1 record and the NJCAA national title.

Lovato's squad repeated the success last season, posting an identical 36-1 mark and once again hoisting the national championship. The stellar campaign earned her NJCAA Division I Coach of the Year honors.

Prior to her return to Trinity Valley, she spent one season as an assistant with Nebraska-Omaha, an NCAA Division II school that was making the transition to Division I. That stint followed one season as head coach at Grayson County Community College in Denton, Texas.

At Grayson, she took a program that finished 4-26 the year before and led it to a 32-4 record, the Region V championship and a fifth-place national finish. The successful campaign earned her coach of the year honors from the Texas Association of Basketball Coaches, North Texas College Athletic Conference and NJCAA Region V.

A year earlier she was in her first stint as an assistant at Trinity Valley before being promoted to interim head coach for the final 11 games of the season. The nation started to take notice of the young up-and-coming coach during that stretch as she led the Lady Cardinals a 9-2 mark





and a sixth-place finish in the national tournament.

Prior to that first tenure with the Lady Cardinals, she was an assistant on legendary coach Joe Curl’s Houston staff in 2008-09 and a graduate assistant at Pittsburg State in Kansas.

The Albuquerque, N.M., native also coached at the prep level following a stellar playing career.

Lovato played two seasons at West Texas A&M before transferring to Missouri Southern State, where she was named a team captain and MIAA Newcomer of the Year over her two seasons.

She went on to play professionally in the Puerto Rican Women’s Basketball League, earning First Team All-League honors after averaging 23 points and 10 rebounds in 2001. The following season (2002) she averaged 18 points and eight rebounds.

In 2002 she also played for the Chicago Blaze of the National Women’s Basketball League (NWBL).

Lovato earned her bachelor’s degree in university studies from Missouri Southern State in 2005, and her master’s degree in physical education from Pittsburg State in 2008.

**THE LOVATO FILE**

**PERSONAL**

Hometown: Albuquerque, N.M.  
Alma Mater: Pittsburg State University (2008)

**COACHING HISTORY**

- 2014-present** Mississippi State University  
*Assistant Coach*
- 2012-14** Trinity Valley Community College  
*Head Coach*
- 2011-12** University of Nebraska-Omaha  
*Assistant Coach*
- 2010-11** Grayson County Community College  
*Head Coach*
- 2009-10** Trinity Valley Community College  
*Assistant Coach/Interim Head Coach*
- 2008-09** University of Houston  
*Assistant Coach*
- 2008** Pittsburg State University  
*Graduate Assistant Coach*

**PLAYING EXPERIENCE**

- 2002** Chicago Blaze (NWBL)
- 2001-02** Puerto Rican Women’s Pro Basketball League
- 1999-01** Missouri Southern State
- 1997-99** West Texas A&M University

**PLAYING HONORS**

- First Team All-Puerto Rican Women’s League (2001)
- MIAA Newcomer of the Year — Missouri Southern State (1999-2000)





# MARYANN BAKER

**Director of Operations • Third Season  
Texas A&M, 2011**

**M**aryann Baker brings valuable experience both on the court and off to the Mississippi State coaching staff in her third season as the Bulldogs' Director of Operations.

Baker coordinates all of the team's daily operations, including logistics, travel and summer camps. Although she is in her first full-time sideline job, she is no stranger to sharing the bench with Vic Schaefer as a player and graduate assistant coach.

Prior to coming to Starkville, she spent a season helping the coaching staff following a stellar playing career that saw her help Texas A&M to four NCAA Tournament berths, including the 2011 national title and a pair of Big 12 Tournament titles.

During her first season on the sideline, the Aggies advanced to the Sweet 16 and finished the year 24-11 and No. 12 in the final USA Today/ESPN Coaches' Poll.

The Dallas, Texas, native capped a stellar playing career with the Aggies by winning the 2011 Big 12 Sixth Man Award before going on to help the program to a school-record 33 wins and the 2011 national championship.

Baker and classmate Sydney Colson ended their four-year careers in College Station as the winningest duo in Aggie basketball history, compiling a career record of 115-29 (.799). During that illustrious career, Baker went to the Elite Eight, Sweet 16 and NCAA Second Round during her first three seasons, but in her final campaign, she was able to reach the pinnacle that all athletes strive to achieve when she helped guide Texas A&M to the national title in the program's first trip to the Women's Final Four. Baker also helped guide the Aggies to Big 12 Tournament championships in 2008 and 2010.

One reason Schaefer looked to Baker to join his staff was her understanding of what it takes to excel both on and off the court. On the court, Baker scored 266 points in 116 career games, but she was also stellar in the classroom, garnering back-to-back Academic All-Big 12 First Team honors.

Coming out of Bishop Lynch Catholic High School, Baker was rated the 25th-best shooting guard in the country by the All-Star Girls Basketball Report. A McDonald's All-American nominee, Baker was a three-time all-state and all-district honoree. In 2013 she was inducted into the school's athletic hall of fame.





# SKYLAR COLLINS

**Director of Scouting/Video Coordinator  
Second Season • Texas A&M, 2012**

**M**ississippi State added another national championship-winning talent to its women's basketball staff prior to the 2013-14 season with the addition of former Texas A&M standout Skylar Collins as the program's video coordinator.

Collins, who added director of scouting to her title in 2014, is responsible for breaking down game and practice film, as well as video exchange for Vic Schaefer's squad.

Collins' joining the Hail State Hoops staff signifies a return to the collegiate ranks for the Cedar Hills, Texas, native following a stint playing professional basketball for Sport Clube do Recife in Brazil.

The jump to the professional level came a year after Collins capped a stellar collegiate career that saw her help Texas A&M to the NCAA Tournament all four years, including a pair of Sweet Sixteen appearances and the national title in 2011.

During her career, Collins possessed the ability to stretch defenses with her dangerous outside shooting touch. Over her four years with the Aggies, Collins was a 43.5-percent shooter from the field, including a sizzling 44.2-percent from 3-point range.

She saved the best for last, though, as she tallied a 48-percent clip from the floor and a team-best 50-percent rate beyond the arc her senior year.

Collins capped her career by going 4-for-4 from the field and 2-for-2 from the free-throw line to tally 10 points and a pair of steals against No. 5 Maryland in the NCAA Sweet 16.

That impressive showing in the "Big Dance" came after she scored a career-best 15 points against Oklahoma in the Big 12 Championship Semifinals.

The outstanding swan song helped Collins earn the team's 6th Man Award and a second-straight Miss Hustle Award.

In addition to excelling on the court, she was also a standout in the classroom, earning Academic All-Big 12 Second Team accolades.

Collins was rated the No. 44 overall prospect and sixth-best shooting guard in the Class of 2008 by All-Star Girls Basketball Report.



# CANDACE FOSTER

**Graduate Assistant  
First Season • Mississippi State, 2014**

Former Mississippi State women's basketball player Candace Foster is back on the sideline for the Bulldogs, although it's in a different capacity as she begins her first season as the program's graduate assistant coach.

In her role, Foster will assist with daily operations of the program while coordinating the team's community service efforts.

Serving in the local community is nothing new to Foster, as it is something she was an active participant in during her time at Mississippi State. Her works in the community earned her SEC Community Service Team honors her final two seasons in the Maroon & White.

Foster was very involved in Mississippi State's M-Club student-athlete service organization, helping with the athletic department's annual Bully's Book Blitz and Breakfast of Champions. She also helped with the M-Club's annual bake sale and toy distribution projects while also volunteering at the Starkville food pantry and Palmer Home for Children. She has also been involved with the city's Travis Outlaw Day festivities and participated in Mississippi's "Let's Go Walking" initiative.

Faith is a big part of Foster's life, and in addition to giving back to the community, she also is an active participant in MSU's Fellowship of Christian Athletes. In 2013 she joined Savannah Carter and other student-athletes in carrying a cross through Oktibbeha County.

Foster joins the Bulldog coaching staff after spending four years as a guard on the squad. The Jackson, Miss., native joined Mississippi State as a walk-on before being awarded a scholarship in December of her sophomore season.

The former Murrah High School standout played in 72 games during her Mississippi State career, starting 11 contests and averaging 8.1 minutes per game.





**RICHARD AKINS**  
Assistant Strength & Conditioning Coach



**BENNIE ASHFORD**  
Assistant AD  
Video Production



**LEAH BEASLEY**  
Assistant AD  
Marketing



**DIANE BROWN**  
Administrative  
Assistant



**JAMIE GATHING**  
Athletic  
Academic Counselor



**JOHN KING**  
Assistant AD  
Ticket Operations



**JAY LOGAN**  
Director of  
Humphrey Coliseum



**MARY MCLENDON**  
Director of  
Sports Medicine




**DANIELLE SMITH**  
Assistant Coordinator  
Marketing



**SHAUN TAYLOR**  
Assistant Coordinator  
Event Management



**BROCK TURNIPSEED**  
Assistant Director  
Media Relations



**DON WILLIAMS**  
General Manager  
Bulldog Sports Properties



## STUDENT MANAGERS

Joslyn Gillespie (l-r), Cordarryl Phillips, Yasma Smith, Jagur Klemann and Ashley McGlon.

**MERCER (WNIT 1ST RD)**  
**Fri., Nov. 14 • Starkville, Miss.**

Location.....Macon, Ga.  
 Nickname.....Bears  
 Colors.....Orange & Black  
 Conference.....Southern Conference  
 Arena.....Hawkins Arena  
 Head Coach.....Susie Gardner  
 2013-14 Record.....17-14  
 Conference Record (Finish).....9-9 (6th)  
 Lettermen Returning/Lost.....4/5  
 Starters Returning/Lost.....3/2  
 Basketball Contact.....Jenny Moss  
 E-Mail.....moss\_je@mercer.edu  
 Website.....MercerBears.com

**ARKANSAS STATE (WNIT 2ND RD)**  
**Sun., Nov. 16 • Starkville, Miss.**

Location.....Jonesboro, Ark.  
 Nickname.....Red Wolves  
 Colors.....Scarlet & Black  
 Conference.....Sun Belt  
 Arena.....Convocation Center  
 Head Coach.....Brian Boyer  
 2013-14 Record.....22-12  
 Conference Record (Finish).....14-4 (1st)  
 Lettermen Returning/Lost.....1/4  
 Starters Returning/Lost.....10/4  
 Basketball Contact.....Cari Gold  
 E-Mail.....gold@ulm.edu  
 Website.....ULMWarhawks.com

**LOUISIANA MONROE**  
**Wed., Nov. 25 • Starkville, Miss.**

Location.....Monroe, La.  
 Nickname.....Warhawks  
 Colors.....Maroon & Gold  
 Conference.....Sun Belt  
 Arena.....Fant-Ewing Arena  
 Head Coach.....Jeff Dow  
 2013-14 Record.....11-20  
 Conference Record (Finish).....7-11 (T7th)  
 Lettermen Returning/Lost.....1/4  
 Starters Returning/Lost.....10/4  
 Basketball Contact.....Cari Gold  
 E-Mail.....gold@ulm.edu  
 Website.....ULMWarhawks.com

**NEW ORLEANS**  
**Sat., Nov. 29 • New Orleans, La.**

Location.....New Orleans, La.  
 Nickname.....Privateers  
 Colors.....Royal Blue & Silver  
 Conference.....Southland  
 Arena.....Lakefront Arena  
 Head Coach.....Keeshawn Carter  
 2013-14 Record.....0-29  
 Conference Record (Finish).....0-18 (14th)  
 Lettermen Returning/Lost.....11/3  
 Starters Returning/Lost.....6/2  
 Basketball Contact.....Emmanuel Pepis  
 E-Mail.....epepis@uno.edu  
 Website.....UNOPrivateers.com

**NORTH DAKOTA STATE**  
**Tues., Dec. 2 • Starkville, Miss.**

Location..... Fargo, N.D.  
 Nickname.....Bison  
 Colors.....Yellow & Green  
 Conference.....The Summit League  
 Arena.....Bentson Bunker Fieldhouse  
 Head Coach.....Maren Walseth  
 2013-14 Record.....6-24  
 Conference Record (Finish).....2-12 (8th)  
 Lettermen Returning/Lost.....8/2  
 Starters Returning/Lost.....3/2  
 Basketball Contact.....Ryan Anderson  
 E-Mail.....Ryan.K.Anderson@nds.u.edu  
 Website.....GoBison.com

**SOUTHEASTERN LOUISIANA**  
**Sun., Dec. 7 • Starkville, Miss.**

Location.....Hammond, La.  
 Nickname.....Lady Lions  
 Colors.....Green and Gold  
 Conference.....Southland  
 Arena.....University Center  
 Head Coach.....Yolanda Moore  
 2013-14 Record.....8-22  
 Conference Record (Finish).....7-11 (12th)  
 Lettermen Returning/Lost.....9/1  
 Starters Returning/Lost.....4/1  
 Basketball Contact.....Kemmler Chapple  
 E-Mail.....kemmler.chapple@selu.edu  
 Website.....LionSports.net

**LOUISIANA TECH**  
**Thurs., Dec. 11 • Starkville, Miss.**

Location.....Ruston, La.  
 Nickname.....Lady Techsters  
 Colors.....Red & Blue  
 Conference.....Conference USA  
 Arena.....Thomas Assembly Center  
 Head Coach.....Tyler Summitt  
 2013-14 Record.....12-18  
 Conference Record (Finish).....5-11 (T 11th)  
 Lettermen Returning/Lost.....7/5  
 Starters Returning/Lost.....4/1  
 Basketball Contact.....Malcolm Butler  
 E-Mail.....mbutler@latech.edu  
 Website.....LATechSports.com

**SOUTHERN MISSISSIPPI**  
**Sun., Dec. 14 • Hattiesburg, Miss.**

Location.....Hattiesburg, Miss.  
 Nickname.....Golden Eagles  
 Colors.....Black & Gold  
 Conference.....Conference USA  
 Arena.....Reed Green Coliseum  
 Head Coach.....Joye Lee-McNelis  
 2013-14 Record.....27-7  
 Conference Record (Finish).....13-3 (2nd)  
 Lettermen Returning/Lost.....9/3  
 Starters Returning/Lost.....4/1  
 Basketball Contact.....Shirley Hill  
 E-Mail.....shirley.jones-hill@usm.edu  
 Website.....SouthernMiss.com

**MISSISSIPPI VALLEY STATE**  
**Mon., Dec. 15 • Starkville, Miss.**

Location.....Itta Bena, Miss.  
 Nickname.....Delta Devils  
 Colors.....Forest Green & White  
 Conference.....Southwestern Athletic  
 Arena.....R.W. Harrison HPER Complex  
 Head Coach.....Elvis Robinson  
 2013-14 Record.....9-21  
 Conference Record (Finish).....8-10 (6th)  
 Lettermen Returning/Lost.....7/7  
 Starters Returning/Lost.....2/3  
 Basketball Contact.....Kenneth Mister  
 E-Mail.....kcmister@mvsu.edu  
 Website.....mvsusports.com

**LOUISIANA-LAFAYETTE**  
**Wed., Dec. 17 • Lafayette, La.**

Location.....Lafayette, La.  
 Nickname.....Ragin' Cajuns  
 Colors.....Vermilion & Evangeline White  
 Conference.....Sun Belt Conference  
 Arena.....Cajundome  
 Head Coach.....Gary Brodhead  
 2013-14 Record.....14-16  
 Conference Record (Finish).....7-11 (7th)  
 Lettermen Returning/Lost.....9/3  
 Starters Returning/Lost.....5/0  
 Basketball Contact.....Blake Barington  
 E-Mail.....blake.barington@louisiana.edu  
 Website.....RaginCajuns.com

**ILLINOIS-CHICAGO**  
**Sat., Dec. 20 • Las Vegas, Nev.**

Location.....Chicago, Il.  
 Nickname.....Flames  
 Colors.....Navy Blue and Fire Engine Red  
 Conference.....Horizon League  
 Arena.....UIC Pavilion  
 Head Coach.....Regina Miller  
 2013-14 Record.....26-9  
 Conference Record (Finish).....10-6 (4th)  
 Lettermen Returning/Lost.....7/4  
 Starters Returning/Lost.....2/3  
 Basketball Contact.....Brad Taylor  
 E-Mail.....bctaylor@uic.edu  
 Website.....UICFlames.com

**MIAMI (OH) UNIVERSITY**  
**Sun., Dec. 21 • Las Vegas, Nev.**

Location.....Oxford, Ohio  
 Nickname.....RedHawks  
 Colors.....Red & White  
 Conference.....Mid-American Conference  
 Arena.....Millett Hall  
 Head Coach.....Cleve Wright  
 2013-14 Record.....8-22  
 Conference Record (Finish).....4-14 (T4th/East)  
 Lettermen Returning/Lost.....4/9  
 Starters Returning/Lost.....1/4  
 Basketball Contact.....Michael Roth  
 E-Mail.....rothmb@miamioh.edu  
 Website.....MURedHawks.com

**ARKANSAS-PINE BLUFF**  
**Mon., Dec. 29 • Starkville, Miss.**

Location.....Pine Bluff, Ark.  
 Nickname.....Golden Lions  
 Colors.....Black & Gold  
 Conference.....Southwestern Athletic  
 Arena.....H.O. Clemmons Arena  
 Head Coach.....Nate Kilbert  
 2013-14 Record.....3-26  
 Conference Record (Finish).....2-16 (10th)  
 Lettermen Returning/Lost.....10/2  
 Starters Returning/Lost.....3/2  
 Basketball Contact.....Ronnie Johnson  
 E-Mail.....Johnsonrt@uapb.edu  
 Website.....uapblionsroar.com

**MISSISSIPPI STATE**  
**Mon., Dec. 29 • Starkville, Miss.**

Location.....Starkville, Miss.  
 Nickname.....Spartans  
 Colors.....White & Green  
 Conference.....Sun Belt  
 Arena.....Hinkle Fieldhouse  
 Head Coach.....Gregg Marshall  
 2013-14 Record.....20-12  
 Conference Record (Finish).....11-5 (3rd)  
 Lettermen Returning/Lost.....10/2  
 Starters Returning/Lost.....3/2  
 Basketball Contact.....Cari Gold  
 E-Mail.....gold@ulm.edu  
 Website.....ULMWarhawks.com

**LOUISIANA STATE**  
**Mon., Dec. 29 • Starkville, Miss.**

Location.....Baton Rouge, La.  
 Nickname.....Tiger  
 Colors.....Maroon & White  
 Conference.....Sun Belt  
 Arena.....Alexandria Center  
 Head Coach.....Jeff Dow  
 2013-14 Record.....11-20  
 Conference Record (Finish).....7-11 (T7th)  
 Lettermen Returning/Lost.....1/4  
 Starters Returning/Lost.....10/4  
 Basketball Contact.....Cari Gold  
 E-Mail.....gold@ulm.edu  
 Website.....ULMWarhawks.com



## GEORGIA

Friday, Jan. 2  
Starkville, Miss.

### GENERAL

**Location:** Athens, Ga.  
**Enrollment:** 34,536  
**Nickname:** Lady Bulldogs  
**Colors:** Red & Black  
**Arena:** Stegeman Coliseum (10,523)



### TEAM INFORMATION

**Head Coach:** Andy Landers  
**Overall Record (Years):** 925-308 (39)  
**Record at School (Years):** 843-287 (35)  
**Starters Returning/Lost:** 4/1  
**Letterwinners Returning/Lost:** 10/2  
**2013-14 Record:** 20-12  
**2013-14 SEC Record/Finish:** 7-9/T-6th

### SERIES INFORMATION

**Series Record:** UGA leads 27-14  
**In Starkville:** UGA leads 10-9  
**In Athens:** UGA leads 14-3  
**At Neutral Sites:** UGA leads 3-2  
**Last Meeting:** UGA 77-48, 3/2/14 in Athens

### MEDIA RELATIONS

**Basketball Contact:** Mike Mobley  
**Email:** mmobley@sports.uga.edu  
**Phone:** (706) 548-0858  
**Website:** www.georgiadogs.com  
**Twitter:** @UGA\_WBB

## MISSOURI

Sunday, Jan. 4  
Columbia, Mo.

### GENERAL

**Location:** Columbia, Mo.  
**Enrollment:** 34,935  
**Nickname:** Tigers  
**Colors:** Old Gold & Black  
**Arena:** Mizzou Arena (15,061)



### TEAM INFORMATION

**Head Coach:** Robin Pingeton  
**Overall Record (Years):** 60-65 (5)  
**Record at School (Years):** 395-222 (19)  
**Starters Returning/Lost:** 4/1  
**Letterwinners Returning/Lost:** 10/3  
**2013-14 Record:** 17-14  
**2013-14 SEC Record/Finish:** 6-10/12th

### SERIES INFORMATION

**Series Record:** MSU leads 3-0  
**In Starkville:** MSU leads 1-0  
**In Columbia:** MSU leads 1-0  
**At Neutral Sites:** MSU leads 1-0  
**Last Meeting:** MSU 73-70, 3/5/14 in Duluth, Ga.

### MEDIA RELATIONS

**Basketball Contact:** Jenny Dewar  
**Email:** dewarj@missouri.edu  
**Phone:** (573) 884-9486  
**Website:** www.mutigers.com  
**Twitter:** @MizzouWBB

## ARKANSAS

Thursday, Jan. 8  
Starkville, Miss.

### GENERAL

**Location:** Fayetteville, Ark.  
**Enrollment:** 25,365  
**Nickname:** Razorbacks  
**Colors:** Cardinal & White  
**Arena:** Bud Walton Arena (19,200)



### TEAM INFORMATION

**Head Coach:** Jimmy Dykes  
**Overall Record (Years):** First Season  
**Record at School (Years):** First Season  
**Starters Returning/Lost:** 4/1  
**Letterwinners Returning/Lost:** 10/1  
**2013-14 Record:** 19-11  
**2013-14 SEC Record/Finish:** 6-10/11th

### SERIES INFORMATION

**Series Record:** UA leads 18-14  
**In Starkville:** MSU leads 8-6  
**In Fayetteville:** UA leads 10-4  
**At Neutral Sites:** Tied 2-2  
**Last Meeting:** MSU 54-50, 1/12/14 in Fayetteville

### MEDIA RELATIONS

**Basketball Contact:** Jeri Thorpe  
**Email:** jthorpe@uark.edu  
**Phone:** (479) 575-5037  
**Website:** www.ArkansasRazorbacks.com  
**Twitter:** @RazorbacksWBB

## VANDERBILT

Sunday, Jan. 11 • Nashville, Tenn.  
Thursday, Jan. 29 • Starkville, Miss.

### GENERAL

**Location:** Nashville, Tenn.  
**Enrollment:** 6,875  
**Nickname:** Commodores  
**Colors:** Black & Gold  
**Arena:** Memorial Gymnasium (14,326)



### TEAM INFORMATION

**Head Coach:** Melanie Balcomb  
**Overall Record (Years):** 440-223 (22)  
**Record at School (Years):** 227-119 (13)  
**Starters Returning/Lost:** 3/2  
**Letterwinners Returning/Lost:** 8/4  
**2013-14 Record:** 18-13  
**2013-14 SEC Record/Finish:** 7-9/T6th

### SERIES INFORMATION

**Series Record:** VU leads 35-15  
**In Starkville:** VU leads 12-11  
**In Nashville:** VU leads 18-2  
**At Neutral Sites:** VU leads 5-2  
**Last Meeting:** MSU 64-62, 2/16/14 in Starkville

### MEDIA RELATIONS

**Basketball Contact:** David Dawson  
**Email:** david.dawson@vanderbilt.edu  
**Phone:** (615) 343-5823  
**Website:** www.vucommodores.com  
**Twitter:** @VandyWBB

## LSU

Thursday, Jan. 15  
Starkville, Miss.

### GENERAL

**Location:** Baton Rouge, La.  
**Enrollment:** 30,451  
**Nickname:** Lady Tigers  
**Colors:** Purple & Gold  
**Arena:** Maravich Center (13,215)



### TEAM INFORMATION

**Head Coach:** Nikki Caldwell  
**Overall Record (Years):** 138-62 (6)  
**Record at School (Years):** 66-36 (3)  
**Starters Returning/Lost:** 2/3  
**Letterwinners Returning/Lost:** 7/4  
**2013-14 Record:** 21-13  
**2013-14 SEC Record/Finish:** 7-9/T6th

### SERIES INFORMATION

**Series Record:** LSU leads 46-6  
**In Starkville:** LSU leads 18-5  
**In Baton Rouge:** LSU leads 23-1  
**At Neutral Sites:** LSU leads 5-0  
**Last Meeting:** LSU 65-56, 1/30/14 in Baton Rouge

### MEDIA RELATIONS

**Basketball Contact:** Matt Dunaway  
**Email:** mdunaway@lsu.edu  
**Phone:** (225) 578-1869  
**Website:** www.lsusports.net  
**Twitter:** @LSUwbkb

## OLE MISS

Thursday, Jan. 22 • Oxford, Miss.  
Sunday, March 1 • Starkville, Miss.

### GENERAL

**Location:** Oxford, Miss.  
**Enrollment:** 22,286  
**Nickname:** Rebels  
**Colors:** Cardinal Red & Navy Blue  
**Arena:** C.M. Smith Tad Coliseum (8,867)



### TEAM INFORMATION

**Head Coach:** Matt Insell  
**Overall Record (Years):** 12-20 (1)  
**Record at School (Years):** 12-20 (1)  
**Starters Returning/Lost:** 3/2  
**Letterwinners Returning/Lost:** 6/5  
**2013-14 Record:** 12-20  
**2013-14 SEC Record/Finish:** 2-14/14th

### SERIES INFORMATION

**Series Record:** UM leads 63-24  
**In Starkville:** UM leads 24-14  
**In Oxford:** UM leads 32-9  
**At Neutral Sites:** UM leads 7-1  
**Last Meeting:** MSU 72-70 (OT), 2/23/14 in Starkville

### MEDIA RELATIONS

**Basketball Contact:** Jessica Poole  
**Email:** Jepoole1@olemiss.edu  
**Phone:** (662) 915-7896  
**Website:** www.OleMissSports.com  
**Twitter:** @OleMissWBB

## ALABAMA

Sunday, Jan. 18 • Starkville, Miss.  
Sunday, Feb. 22 • Tuscaloosa, Ala.

### GENERAL

**Location:** Tuscaloosa, Ala.  
**Enrollment:** 34,852  
**Nickname:** Crimson Tide  
**Colors:** Crimson and White  
**Arena:** Foster Auditorium (3,800)



### TEAM INFORMATION

**Head Coach:** Kristy Curry  
**Overall Record (Years):** 323-165 (15)  
**Record at School (Years):** 14-16 (1)  
**Starters Returning/Lost:** 3/2  
**Letterwinners Returning/Lost:** 6/4  
**2013-14 Record:** 14-16  
**2013-14 SEC Record/Finish:** 7-9/T6th

### SERIES INFORMATION

**Series Record:** UA leads 36-16  
**In Starkville:** UA leads 17-7  
**In Tuscaloosa:** UA leads 16-8  
**At Neutral Sites:** UA leads 3-1  
**Last Meeting:** UA 72-64 (OT), 2/20/14 in Tuscaloosa

### MEDIA RELATIONS

**Basketball Contact:** Jessica Pare  
**Email:** jpare@ia.ua.edu  
**Phone:** (205) 348-3673  
**Website:** www.RollTide.com  
**Twitter:** @AlabamaWBB

## AUBURN

Monday, Jan. 26  
Auburn, Ala.

### GENERAL

**Location:** Auburn, Ala.  
**Enrollment:** 25,134  
**Nickname:** Tigers  
**Colors:** Burnt Orange & Navy Blue  
**Arena:** Auburn Arena (9,121)



### TEAM INFORMATION

**Head Coach:** Terri Williams-Flournoy  
**Overall Record (Years):** 181-134 (10)  
**Record at School (Years):** 38-30 (2)  
**Starters Returning/Lost:** 4/1  
**Letterwinners Returning/Lost:** 8/5  
**2013-14 Record:** 19-15  
**2013-14 SEC Record/Finish:** 7-9/T6th

### SERIES INFORMATION

**Series Record:** AU leads 35-17  
**In Starkville:** AU leads 14-11  
**In Auburn:** AU leads 20-4  
**At Neutral Sites:** MSU leads 2-1  
**Last Meeting:** MSU 59-54, 3/27/14 in Starkville [WNIT]

### MEDIA RELATIONS

**Basketball Contact:** Wes Todd  
**Email:** wlt0006@auburn.edu  
**Phone:** (334) 844-9182  
**Website:** www.AuburnTigers.com  
**Twitter:** @AuburnWBB



**TENNESSEE**

Sunday, Feb. 1  
Knoxville, Tenn.

**GENERAL**

**Location:** Knoxville, Tenn.  
**Enrollment:** 27,523  
**Nickname:** Lady Volunteers  
**Colors:** Orange & White  
**Arena:** Thompson-Boling Arena (21,678)



**TEAM INFORMATION**

**Head Coach:** Holly Warlick  
**Overall Record (Years):** 56-14 (2)  
**Record at School (Years):** 56-14 (2)  
**Starters Returning/Lost:** 4/1  
**Letterwinners Returning/Lost:** 9/1  
**2013-14 Record:** 29-6  
**2013-14 SEC Record/Finish:** 13-3/T2nd

**SERIES INFORMATION**

**Series Record:** UT leads 35-0  
**In Starkville:** UT leads 17-0  
**In Knoxville:** UT leads 14-0  
**At Neutral Sites:** UT leads 4-0  
**Last Meeting:** UT 67-63, 1/16/14 in Starkville

**MEDIA RELATIONS**

**Basketball Contact:** Eric Trainer  
**Email:** etrainer@utk.edu  
**Phone:** (865) 974-8173  
**Website:** UTSports.com  
**Twitter:** @LadyVol\_Hoops

**TEXAS A&M**

Sunday, Feb. 8  
Starkville, Miss.

**GENERAL**

**Location:** College Station, Texas  
**Enrollment:** 53,219  
**Nickname:** Aggies  
**Colors:** Maroon and White  
**Arena:** Reed Arena (12,989)



**TEAM INFORMATION**

**Head Coach:** Gary Blair  
**Overall Record (Years):** 672-272 (29)  
**Record at School (Years):** 264-109 (10)  
**Starters Returning/Lost:** 4/1  
**Letterwinners Returning/Lost:** 11/3  
**2013-14 Record:** 27-9  
**2013-14 SEC Record/Finish:** 13-3/T2nd

**SERIES INFORMATION**

**Series Record:** TAMU leads 3-0  
**In Starkville:** TAMU leads 1-0  
**In College Station:** TAMU leads 2-0  
**At Neutral Sites:** Never Met  
**Last Meeting:** TAMU 73-35, 1/19/14 in College Station

**MEDIA RELATIONS**

**Basketball Contact:** David Waxman  
**Email:** dwaxman@athletics.tamu.edu  
**Phone:** (979) 862-5423  
**Website:** www.aggieathletics.com  
**Twitter:** @AggieWBB

**KENTUCKY**

Thursday, Feb. 12  
Lexington, Ky.

**GENERAL**

**Location:** Lexington, Ky.  
**Enrollment:** 29,410  
**Nickname:** Wildcats  
**Colors:** Blue and White  
**Arena:** Memorial Coliseum (8,000)



**TEAM INFORMATION**

**Head Coach:** Matthew Mitchell  
**Overall Record (Years):** 200-100 (9)  
**Record at School (Years):** 170-71 (7)  
**Starters Returning/Lost:** 2/3  
**Letterwinners Returning/Lost:** 6/2  
**2013-14 Record:** 26-9  
**2013-14 SEC Record/Finish:** 10-6/4th

**SERIES INFORMATION**

**Series Record:** UK leads 23-17  
**In Starkville:** UK leads 9-8  
**In Lexington:** UK leads 10-8  
**At Neutral Sites:** UK leads 4-1  
**Last Meeting:** UK 81-74 (OT), 2/27/14 in Starkville

**MEDIA RELATIONS**

**Basketball Contact:** Susan Lax  
**Email:** slax0@uky.edu  
**Phone:** (859) 257-8420  
**Website:** www.UKathletics.com  
**Twitter:** @UKHoopCats

**FLORIDA**

Sunday, Feb. 15  
Starkville, Miss.

**GENERAL**

**Location:** Gainesville, Fla.  
**Enrollment:** 49,042  
**Nickname:** Gators  
**Colors:** Orange & Blue  
**Arena:** Stephen C. O'Connell Center (11,373)



**TEAM INFORMATION**

**Head Coach:** Amanda Butler  
**Overall Record (Years):** 180-117 (9)  
**Record at School (Years):** 140-95 (7)  
**Starters Returning/Lost:** 3/2  
**Letterwinners Returning/Lost:** 8/3  
**2013-14 Record:** 20-13  
**2013-14 SEC Record/Finish:** 8-8/5th

**SERIES INFORMATION**

**Series Record:** UF leads 25-18  
**In Starkville:** MSU leads 11-8  
**In Gainesville:** UF leads 13-6  
**At Neutral Sites:** UF leads 4-1  
**Last Meeting:** UF 71-67 3/6/14 in Duluth, Ga.

**MEDIA RELATIONS**

**Basketball Contact:** Kathy Cafazzo  
**Email:** kathyc@gators.ufl.edu  
**Phone:** (352) 375-4683  
**Website:** www.gatorzone.com  
**Twitter:** @GatorZoneWBK

## SOUTH CAROLINA

Thursday, Feb. 26

Columbia, S.C.

### GENERAL

**Location:** Columbia, S.C.  
**Enrollment:** 31,964  
**Nickname:** Gamecocks  
**Colors:** Garnet and Black  
**Arena:** Colonia Life Arena (18,000)



### TEAM INFORMATION

**Head Coach:** Dawn Staley  
**Overall Record (Years):** 293-151 (14)  
**Record at School (Years):** 121-71 (6)  
**Starters Returning/Lost:** 5/0  
**Letterwinners Returning/Lost:** 10/2  
**2013-14 Record:** 29-5  
**2013-14 SEC Record/Finish:** 14-2/1st

### SERIES INFORMATION


**Series Record:** MSU leads 16-14  
**In Starkville:** MSU leads 9-5  
**In Columbia:** USC leads 9-5  
**At Neutral Sites:** MSU leads 2-0  
**Last Meeting:** USC 71-64, 2/6/14 in Starkville

### MEDIA RELATIONS

**Basketball Contact:** Diana Koval  
**Email:** dkoval@mailbox.sc.edu  
**Phone:** (803) 777-7977  
**Website:** www.GamecocksOnline.com  
**Twitter:** @GamecockWBB

## 2015 SEC Women's Basketball Tournament March 4-8 • Little Rock, Ark. • Verizon Arena

Wed., March 4      Thurs., March 5      Fri., March 6      Sat., March 7      Sun., March 8

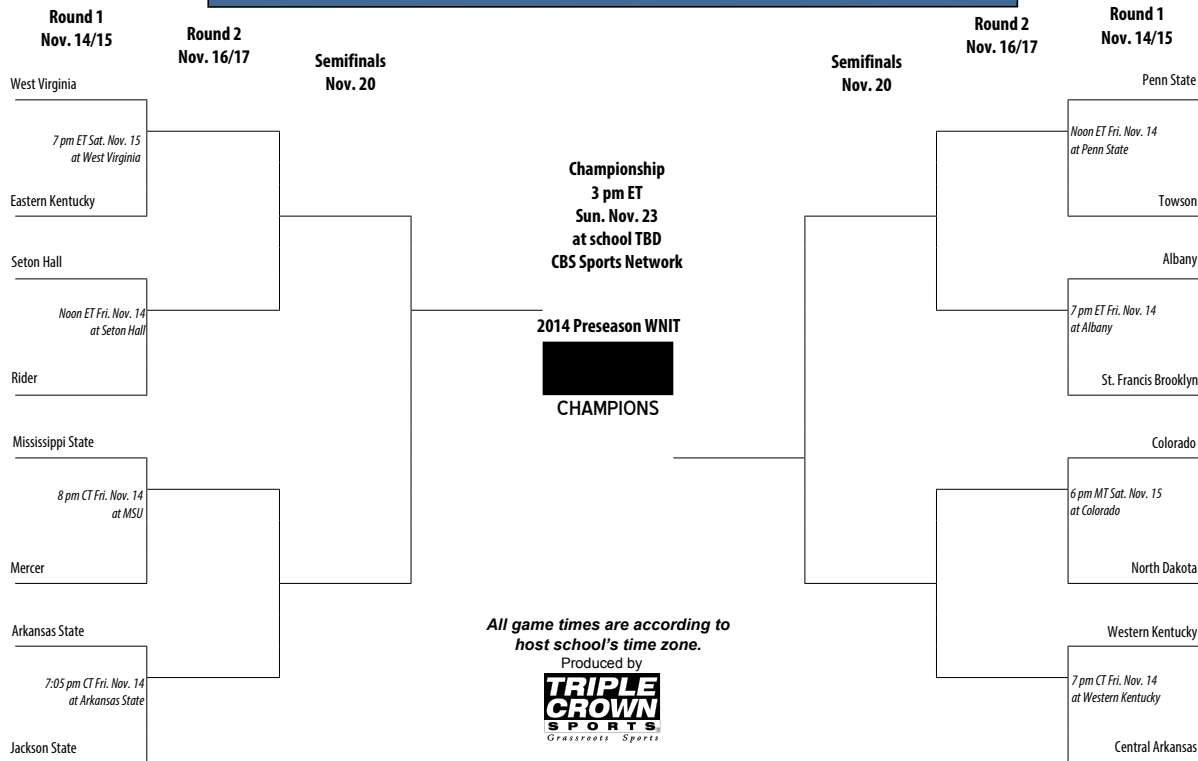




# PRESEASON WNIT/NCAA TOURNAMENT BRACKETS



## 2014 Preseason Women's National Invitation Tournament



## 2015 NCAA Division I Women's BASKETBALL CHAMPIONSHIP



| <b>RECORD:</b> | <b>OVERALL</b> | <b>HOME</b> | <b>AWAY</b> | <b>NEUTRAL</b> |
|----------------|----------------|-------------|-------------|----------------|
| ALL GAMES      | 22-14          | 16-5        | 3-7         | 3-2            |
| CONFERENCE     | 5-11           | 4-4         | 1-7         | 0-0            |
| NON-CONFERENCE | 17-3           | 12-1        | 2-0         | 3-2            |

| <b>DATE</b> | <b>OPPONENT</b>       | <b>W/L</b> | <b>SCORE</b> | <b>ATT</b> | <b>HIGH POINTS</b>                           | <b>HIGH REBOUNDS</b>    |
|-------------|-----------------------|------------|--------------|------------|--|-------------------------|
| 11-08-13    | at Houston            | W          | 76-68        | 609        | (14)Breanna Richardson<br>(9)Savannah Carter | (9)Sherise Williams     |
| 11-13-13    | JACKSON STATE         | W          | 81-42        | 1535       | (17)Martha Alwal                             | (14)Breanna Richardson  |
| 11-17-13    | NEW ORLEANS           | W          | 111-38       | 2251       | (23)Kendra Grant                             | (10)Savannah Carter     |
| 11-21-13    | TENNESSEE TECH        | W          | 90-45        | 2055       | (21)Savannah Carter                          | (10)Martha Alwal        |
| 11-26-13    | SAVANNAH ST.          | W          | 81-63        | 2181       | (19)Kendra Grant<br>(8)Kendra Grant          | (8)Ketara Chapel        |
| 11-29-13    | % vs Grand Canyon     | W          | 71-62        | 279        | (25)Martha Alwal<br>(6)Martha Alwal          | (6)Ketara Chapel        |
| 11-30-13    | % vs James Madison    | W          | 65-52        | 268        | (19)Martha Alwal                             | (8)Martha Alwal         |
| 12-01-13    | % vs Middle Tenn. St. | L          | 48-62        | 317        | (14)Savannah Carter                          | (8)Martha Alwal         |
| 12-04-13    | LA.-LAFAYETTE         | W          | 78-51        | 2516       | (19)Dominique Dillingham                     | (14)Martha Alwal        |
| 12-07-13    | ALABAMA ST.           | W          | 75-49        | 2238       | (16)Kendra Grant                             | (9)Sherise Williams     |
| 12-14-13    | SOUTHERN MISS         | W          | 71-61        | 2514       | (19)Martha Alwal                             | (9)Martha Alwal         |
| 12-17-13    | at North Dakota State | W          | 72-62        | 1113       | (25)Martha Alwal                             | (15)Martha Alwal        |
| 12-20-13    | SE LOUISIANA          | W          | 109-57       | 2017       | (24)Martha Alwal                             | (10)Martha Alwal        |
| 12-30-13    | MISS. VALLEY ST.      | W          | 98-58        | 2764       | (22)Martha Alwal                             | (10)Breanna Richardson  |
| 01-02-14    | * at Florida          | L          | 72-82        | 1224       | (16)Dominique Dillingham                     | (11)Breanna Richardson  |
| 01-05-14    | * AUBURN              | L          | 74-82        | 2269       | (18)Martha Alwal<br>(6)Ketara Chapel         | (6)Martha Alwal         |
| 01-12-14    | * at ARKANSAS         | W          | 54-50        | 1701       | (18)Martha Alwal                             | (11)Martha Alwal        |
| 01-16-14    | * TENNESSEE           | L          | 63-67        | 3169       | (21)Kendra Grant                             | (9)Martha Alwal         |
| 01-19-14    | * at Texas A&M        | L          | 35-73        | 5318       | (8)Katia May                                 | (7)Breanna Richardson   |
| 01-23-14    | * at Ole Miss         | L(ot)      | 85-87        | 1107       | (20)Kendra Grant                             | (12)Martha Alwal        |
| 01-26-14    | * MISSOURI            | W          | 69-62        | 2719       | (21)Dominique Dillingham                     | (13)Martha Alwal        |
| 01-30-14    | * at LSU              | L          | 56-65        | 2587       | (12)Katia May                                | (7)Martha Alwal         |
| 02-02-14    | * GEORGIA             | W          | 80-67        | 2286       | (20)Martha Alwal                             | (7)Martha Alwal         |
| 02-06-14    | * SOUTH CAROLINA      | L          | 64-71        | 2323       | (11)Jerica James                             | (7)Savannah Carter      |
| 02-09-14    | * at Auburn           | L          | 43-51        | 3278       | (14)Martha Alwal                             | (7)Dominique Dillingham |
| 02-16-14    | * VANDERBILT          | W          | 64-62        | 2354       | (23)Martha Alwal                             | (6)Martha Alwal         |
| 02-20-14    | * at Alabama          | L(ot)      | 64-72        | 2415       | (18)Martha Alwal                             | (15)Martha Alwal        |
| 02-23-14    | * OLE MISS            | W(ot)      | 72-70        | 3155       | (25)Martha Alwal                             | (23)Martha Alwal        |
| 02-27-14    | * KENTUCKY            | L(ot)      | 74-81        | 2871       | (17)Breanna Richardson                       | (16)Martha Alwal        |
| 03-02-14    | * at Georgia          | L          | 48-77        | 3723       | (10)Savannah Carter<br>(10)Katia May         | (5)Savannah Carter      |
| 03-05-14    | ! vs Missouri         | W          | 73-70        | 2044       | (17)Kendra Grant                             | (8)Breanna Richardson   |
| 03-06-14    | ! vs Florida          | L          | 67-71        | 2918       | (14)Kendra Grant                             | (9)Breanna Richardson   |
| 03-20-14    | ^ TULANE              | W          | 77-68        | 1059       | (15)Savannah Carter<br>(15)Martha Alwal      | (10)Breanna Richardson  |
| 03-24-14    | ^ SOUTHERN MISS       | W(ot2)     | 74-66        | 1642       | (20)Breanna Richardson                       | (15)Martha Alwal        |
| 03-27-14    | ^ AUBURN              | W          | 59-54        | 1809       | (20)Kendra Grant                             | (11)Martha Alwal        |
| 03-30-14    | ^ SOUTH FLORIDA       | L          | 58-60        | 3006       | (22)Kendra Grant                             | (14)Breanna Richardson  |

\* — Conference game

% — Gulf Coast Showcase (Estero, Fla.)

! — SEC Tournament (Duluth, Ga.)

^ — WNIT

| <b>ATTENDANCE SUMMARY</b> | <b>GAMES</b> | <b>TOTALS</b> | <b>AVG/GAME</b> |
|---------------------------|--------------|---------------|-----------------|
| HOME                      | 21           | 48733         | 2321            |
| AWAY                      | 10           | 23075         | 2308            |
| NEUTRAL                   | 5            | 5826          | 1165            |
| TOTAL                     | 36           | 77634         | 2156            |



## OVERALL STATISTICS

Overall Record: 22-14 Home: 16-5 Away: 3-7 Neutral: 3-2

| #              | Player               | gp-gs | min  | avg  | Total    |      | 3-Point |      | F-Throw |      | Rebounds |     |      |      | pf  | dq | a   | to  | blk | stl | pts  | avg  |
|----------------|----------------------|-------|------|------|----------|------|---------|------|---------|------|----------|-----|------|------|-----|----|-----|-----|-----|-----|------|------|
|                |                      |       |      |      | fg-fga   | fg%  | 3fg-fga | 3fg% | ft-fa   | ft%  | off      | def | tot  | avg  |     |    |     |     |     |     |      |      |
| 10             | Martha Alwal         | 36-36 | 1197 | 33.2 | 195-396  | .492 | 0-1     | .000 | 148-215 | .688 | 121      | 196 | 317  | 8.8  | 79  | 2  | 18  | 56  | 97  | 31  | 538  | 14.9 |
| 14             | Kendra Grant         | 36-16 | 779  | 21.6 | 142-364  | .390 | 30-97   | .309 | 97-122  | .795 | 39       | 57  | 96   | 2.7  | 95  | 4  | 28  | 60  | 7   | 22  | 411  | 11.4 |
| 03             | Breanna Richardson   | 36-31 | 885  | 24.6 | 125-295  | .424 | 2-10    | .200 | 91-135  | .674 | 89       | 124 | 213  | 5.9  | 107 | 5  | 30  | 97  | 15  | 36  | 343  | 9.5  |
| 00             | Dominique Dillingham | 36-21 | 1005 | 27.9 | 91-288   | .316 | 24-98   | .245 | 109-153 | .712 | 78       | 66  | 144  | 4.0  | 88  | 1  | 44  | 35  | 9   | 57  | 315  | 8.8  |
| 51             | Savannah Carter      | 36-34 | 1019 | 28.3 | 81-218   | .372 | 17-44   | .386 | 83-126  | .659 | 56       | 120 | 176  | 4.9  | 113 | 5  | 82  | 84  | 1   | 78  | 262  | 7.3  |
| 11             | Katia May            | 36-35 | 886  | 24.6 | 94-234   | .402 | 11-38   | .289 | 47-58   | .810 | 9        | 61  | 70   | 1.9  | 103 | 7  | 175 | 109 | 1   | 46  | 246  | 6.8  |
| 21             | Jerica James         | 34-1  | 575  | 16.9 | 59-171   | .345 | 26-73   | .356 | 34-49   | .694 | 12       | 43  | 55   | 1.6  | 62  | 1  | 96  | 59  | 3   | 41  | 178  | 5.2  |
| 13             | Ketara Chapel        | 34-4  | 581  | 17.1 | 43-120   | .358 | 4-16    | .250 | 53-72   | .736 | 39       | 55  | 94   | 2.8  | 69  | 3  | 19  | 40  | 11  | 22  | 143  | 4.2  |
| 05             | Sherise Williams     | 32-1  | 289  | 9.0  | 32-74    | .432 | 0-0     | .000 | 38-58   | .655 | 40       | 45  | 85   | 2.7  | 37  | 0  | 7   | 28  | 13  | 11  | 102  | 3.2  |
| 12             | Candace Foster       | 23-1  | 133  | 5.8  | 4-19     | .211 | 0-0     | .000 | 5-9     | .556 | 3        | 6   | 9    | 0.4  | 10  | 0  | 10  | 9   | 1   | 3   | 13   | 0.6  |
| 24             | J'Net Wash           | 1-0   | 1    | 1.0  | 0-0      | .000 | 0-0     | .000 | 0-0     | .000 | 0        | 0   | 0    | 0.0  | 0   | 0  | 0   | 0   | 0   | 0   | 0    | 0.0  |
| Team           |                      |       |      |      |          |      |         |      |         |      | 85       | 66  | 151  |      | 1   |    | 6   |     |     |     |      |      |
| Total.....     |                      | 36    | 7350 |      | 866-2179 | .397 | 114-377 | .302 | 705-997 | .707 | 571      | 839 | 1410 | 39.2 | 764 | 28 | 509 | 583 | 158 | 347 | 2551 | 70.9 |
| Opponents..... |                      | 36    | 7350 |      | 785-1934 | .406 | 133-407 | .327 | 575-823 | .699 | 440      | 877 | 1317 | 36.6 | 869 | -  | 401 | 773 | 151 | 309 | 2278 | 63.3 |

## SOUTHEASTERN CONFERENCE STATISTICS

Overall Record: 5-11 Home: 4-4 Away: 1-7 Neutral: 0-0

| #              | Player               | gp-gs | min  | avg  | Total   |      | 3-Point |      | F-Throw |      | Rebounds |     |     |      | pf  | dq | a   | to  | blk | stl | pts  | avg  |
|----------------|----------------------|-------|------|------|---------|------|---------|------|---------|------|----------|-----|-----|------|-----|----|-----|-----|-----|-----|------|------|
|                |                      |       |      |      | fg-fga  | fg%  | 3fg-fga | 3fg% | ft-fa   | ft%  | off      | def | tot | avg  |     |    |     |     |     |     |      |      |
| 10             | Martha Alwal         | 16-16 | 592  | 37.0 | 87-199  | .437 | 0-0     | .000 | 53-83   | .639 | 44       | 101 | 145 | 9.1  | 34  | 1  | 10  | 32  | 45  | 17  | 227  | 14.2 |
| 03             | Breanna Richardson   | 16-16 | 401  | 25.1 | 60-134  | .448 | 1-4     | .250 | 50-72   | .694 | 35       | 46  | 81  | 5.1  | 53  | 3  | 13  | 48  | 7   | 14  | 171  | 10.7 |
| 14             | Kendra Grant         | 16-2  | 302  | 18.9 | 41-124  | .331 | 11-34   | .324 | 34-44   | .773 | 15       | 23  | 38  | 2.4  | 47  | 4  | 13  | 23  | 1   | 5   | 127  | 7.9  |
| 00             | Dominique Dillingham | 16-14 | 522  | 32.6 | 37-130  | .285 | 17-59   | .288 | 32-45   | .711 | 30       | 29  | 59  | 3.7  | 39  | 0  | 23  | 15  | 3   | 19  | 123  | 7.7  |
| 11             | Katia May            | 16-16 | 422  | 26.4 | 43-114  | .377 | 7-23    | .304 | 23-29   | .793 | 8        | 23  | 31  | 1.9  | 51  | 4  | 71  | 58  | 0   | 22  | 116  | 7.3  |
| 21             | Jerica James         | 15-0  | 237  | 15.8 | 26-74   | .351 | 16-36   | .444 | 15-19   | .789 | 2        | 18  | 20  | 1.3  | 24  | 1  | 34  | 29  | 1   | 14  | 83   | 5.5  |
| 51             | Savannah Carter      | 16-15 | 454  | 28.4 | 27-76   | .355 | 7-18    | .389 | 22-36   | .611 | 20       | 41  | 61  | 3.8  | 49  | 3  | 38  | 37  | 0   | 23  | 83   | 5.2  |
| 13             | Ketara Chapel        | 16-0  | 251  | 15.7 | 16-47   | .340 | 3-11    | .273 | 27-35   | .771 | 22       | 17  | 39  | 2.4  | 36  | 2  | 8   | 16  | 3   | 6   | 62   | 3.9  |
| 05             | Sherise Williams     | 14-0  | 73   | 5.2  | 8-20    | .400 | 0-0     | .000 | 5-8     | .625 | 8        | 6   | 14  | 1.0  | 14  | 0  | 0   | 11  | 1   | 2   | 21   | 1.5  |
| 12             | Candace Foster       | 9-1   | 45   | 5.0  | 1-5     | .200 | 0-0     | .000 | 2-4     | .500 | 2        | 1   | 3   | 0.3  | 4   | 0  | 1   | 3   | 0   | 1   | 4    | 0.4  |
| 24             | J'Net Wash           | 1-0   | 1    | 1.0  | 0-0     | .000 | 0-0     | .000 | 0-0     | .000 | 0        | 0   | 0   | 0.0  | 0   | 0  | 0   | 0   | 0   | 0   | 0    | 0.0  |
| Team           |                      |       |      |      |         |      |         |      |         |      | 35       | 33  | 68  |      |     |    | 4   |     |     |     |      |      |
| Total.....     |                      | 16    | 3300 |      | 346-923 | .375 | 62-185  | .335 | 263-375 | .701 | 221      | 338 | 559 | 34.9 | 351 | 18 | 211 | 276 | 61  | 123 | 1017 | 63.6 |
| Opponents..... |                      | 16    | 3300 |      | 389-869 | .448 | 59-172  | .343 | 282-391 | .721 | 199      | 407 | 606 | 37.9 | 351 | -  | 217 | 294 | 76  | 159 | 1119 | 69.9 |

## POSTSEASON STATISTICS

Overall Record: 4-2 Home: 3-1 Away: 0-0 Neutral: 1-1

| #              | Player               | gp-gs | min  | avg  | Total   |      | 3-Point |      | F-Throw |       | Rebounds |     |     |      | pf  | dq | a  | to  | blk | stl | pts | avg  |
|----------------|----------------------|-------|------|------|---------|------|---------|------|---------|-------|----------|-----|-----|------|-----|----|----|-----|-----|-----|-----|------|
|                |                      |       |      |      | fg-fga  | fg%  | 3fg-fga | 3fg% | ft-fa   | ft%   | off      | def | tot | avg  |     |    |    |     |     |     |     |      |
| 14             | Kendra Grant         | 6-0   | 141  | 23.5 | 31-74   | .419 | 8-29    | .276 | 16-20   | .800  | 0        | 8   | 8   | 1.3  | 11  | 0  | 2  | 12  | 2   | 4   | 86  | 14.3 |
| 10             | Martha Alwal         | 6-6   | 215  | 35.8 | 23-54   | .426 | 0-0     | .000 | 27-39   | .692  | 25       | 24  | 49  | 8.2  | 14  | 0  | 1  | 9   | 19  | 4   | 73  | 12.2 |
| 03             | Breanna Richardson   | 6-6   | 193  | 32.2 | 27-66   | .409 | 0-2     | .000 | 15-19   | .789  | 29       | 23  | 52  | 8.7  | 15  | 0  | 6  | 15  | 6   | 7   | 69  | 11.5 |
| 51             | Savannah Carter      | 6-6   | 192  | 32.0 | 22-56   | .393 | 4-12    | .333 | 11-22   | .500  | 9        | 25  | 34  | 5.7  | 17  | 0  | 12 | 22  | 1   | 13  | 59  | 9.8  |
| 00             | Dominique Dillingham | 6-6   | 168  | 28.0 | 8-38    | .211 | 4-18    | .222 | 20-33   | .606  | 8        | 14  | 22  | 3.7  | 14  | 0  | 5  | 2   | 0   | 4   | 40  | 6.7  |
| 21             | Jerica James         | 6-0   | 122  | 20.3 | 13-39   | .333 | 3-17    | .176 | 10-15   | .667  | 5        | 10  | 15  | 2.5  | 11  | 0  | 20 | 9   | 2   | 8   | 39  | 6.5  |
| 11             | Katia May            | 6-6   | 127  | 21.2 | 10-30   | .333 | 1-8     | .125 | 6-8     | .750  | 0        | 17  | 17  | 2.8  | 14  | 1  | 18 | 20  | 0   | 5   | 27  | 4.5  |
| 13             | Ketara Chapel        | 6-0   | 67   | 11.2 | 6-13    | .462 | 0-1     | .000 | 2-2     | 1.000 | 3        | 8   | 11  | 1.8  | 8   | 0  | 2  | 6   | 2   | 2   | 14  | 2.3  |
| 05             | Sherise Williams     | 5-0   | 25   | 5.0  | 0-0     | .000 | 0-0     | .000 | 1-2     | .500  | 3        | 4   | 7   | 1.4  | 1   | 0  | 0  | 2   | 1   | 0   | 1   | 0.2  |
| Team           |                      |       |      |      |         |      |         |      |         |       | 14       | 10  | 24  |      | 1   |    | 1  |     |     |     |     |      |
| Total.....     |                      | 6     | 1250 |      | 140-370 | .378 | 20-87   | .230 | 108-160 | .675  | 96       | 143 | 239 | 39.8 | 106 | 1  | 66 | 98  | 33  | 47  | 408 | 68.0 |
| Opponents..... |                      | 6     | 1250 |      | 145-338 | .429 | 28-71   | .394 | 71-110  | .645  | 66       | 154 | 220 | 36.7 | 144 | -  | 67 | 117 | 29  | 57  | 389 | 64.8 |

## HOME GAME STATISTICS

Home: 16-5

| #              | Player               | gp-gs | min  | avg  | Total    |      | 3-Point |      | F-Throw |      | Rebounds |     |     |      | pf  | dq | a   | to  | blk | stl | pts  | avg  |  |  |  |  |  |  |  |  |  |
|----------------|----------------------|-------|------|------|----------|------|---------|------|---------|------|----------|-----|-----|------|-----|----|-----|-----|-----|-----|------|------|--|--|--|--|--|--|--|--|--|
|                |                      |       |      |      | fg-fga   | fg%  | 3fg-fga | 3fg% | ft-fa   | ft%  | off      | def | tot | avg  |     |    |     |     |     |     |      |      |  |  |  |  |  |  |  |  |  |
| 10             | Martha Alwal         | 21-21 | 697  | 33.2 | 118-241  | .490 | 0-0     | .000 | 96-130  | .738 | 79       | 123 | 202 | 9.6  | 46  | 1  | 11  | 27  | 59  | 16  | 332  | 15.8 |  |  |  |  |  |  |  |  |  |
| 14             | Kendra Grant         | 21-9  | 470  | 22.4 | 94-233   | .403 | 20-67   | .299 | 72-88   | .818 | 30       | 34  | 64  | 3.0  | 46  | 1  | 20  | 36  | 6   | 18  | 280  | 13.3 |  |  |  |  |  |  |  |  |  |
| 03             | Breanna Richardson   | 21-19 | 548  | 26.1 | 79-180   | .439 | 2-3     | .667 | 70-99   | .707 | 58       | 72  | 130 | 6.2  | 63  | 3  | 19  | 54  | 9   | 25  | 230  | 11.0 |  |  |  |  |  |  |  |  |  |
| 00             | Dominique Dillingham | 21-12 | 572  | 27.2 | 64-182   | .352 | 16-62   | .258 | 72-101  | .713 | 47       | 44  | 91  | 4.3  | 40  | 0  | 32  | 18  | 5   | 42  | 216  | 10.3 |  |  |  |  |  |  |  |  |  |
| 51             | Savannah Carter      | 21-20 | 597  | 28.4 | 57-140   | .407 | 11-24   | .458 | 47-74   | .635 | 31       | 75  | 106 | 5.0  | 66  | 4  | 50  | 53  | 1   | 51  | 172  | 8.2  |  |  |  |  |  |  |  |  |  |
| 11             | Katia May            | 21-21 | 463  | 22.0 | 48-110   | .436 | 6-23    | .261 | 22-28   | .786 | 5        | 32  | 37  | 1.8  | 60  | 5  | 109 | 59  | 1   | 27  | 124  | 5.9  |  |  |  |  |  |  |  |  |  |
| 21             | Jerica James         | 21-0  | 398  | 19.0 | 37-110   | .336 | 17-46   | .370 | 26-34   | .765 | 8        | 28  | 36  | 1.7  | 37  | 0  | 72  | 33  | 3   | 29  | 117  | 5.6  |  |  |  |  |  |  |  |  |  |
| 13             | Ketara Chapel        | 19-1  | 292  | 15.4 | 23-59    | .390 | 1-4     | .250 | 28-38   | .737 | 19       | 27  | 46  | 2.4  | 30  | 2  | 9   | 22  | 8   | 14  | 75   | 3.9  |  |  |  |  |  |  |  |  |  |
| 05             | Sherise Williams     | 19-1  | 187  | 9.8  | 20-49    | .408 | 0-0     | .000 | 29-44   | .659 | 26       | 27  | 53  | 2.8  | 16  | 0  | 7   | 17  | 12  | 9   | 69   | 3.6  |  |  |  |  |  |  |  |  |  |
| 12             | Candace Foster       | 12-1  | 76   | 6.3  | 2-12     | .167 | 0-0     | .000 | 3-5     | .600 | 1        | 5   | 6   | 0.5  | 4   | 0  | 7   | 5   | 1   | 2   | 7    | 0.6  |  |  |  |  |  |  |  |  |  |
| Team           |                      |       |      |      |          |      |         |      |         |      | 46       | 39  | 85  |      | 1   |    | 3   |     |     |     |      |      |  |  |  |  |  |  |  |  |  |
| Total.....     |                      | 21    | 4300 |      | 542-1316 | .412 | 73-229  | .319 | 465-641 | .725 | 350      | 506 | 856 | 40.8 | 409 | 16 | 336 | 327 | 105 | 233 | 1622 | 77.2 |  |  |  |  |  |  |  |  |  |
| Opponents..... |                      | 21    | 4300 |      | 447-1129 | .396 | 73-223  | .327 | 307-444 | .691 | 250      | 499 | 749 | 35.7 | 533 | -  | 221 | 507 | 94  | 179 | 1274 | 60.7 |  |  |  |  |  |  |  |  |  |

## AWAY GAME STATISTICS

Away: 3-7

| #              | Player               | gp-gs | min  | avg  | Total   |      | 3-Point |      | F-Throw |      | Rebounds |     |     |      | pf  | dq | a   | to  | blk | stl | pts | avg  |  |  |  |  |  |  |  |  |  |
|----------------|----------------------|-------|------|------|---------|------|---------|------|---------|------|----------|-----|-----|------|-----|----|-----|-----|-----|-----|-----|------|--|--|--|--|--|--|--|--|--|
|                |                      |       |      |      | fg-fga  | fg%  | 3fg-fga | 3fg% | ft-fa   | ft%  | off      | def | tot | avg  |     |    |     |     |     |     |     |      |  |  |  |  |  |  |  |  |  |
| 10             | Martha Alwal         | 10-10 | 335  | 33.5 | 50-108  | .463 | 0-0     | .000 | 31-57   | .544 | 29       | 54  | 83  | 8.3  | 19  | 1  | 6   | 21  | 23  | 13  | 131 | 13.1 |  |  |  |  |  |  |  |  |  |
| 03             | Breanna Richardson   | 10-9  | 241  | 24.1 | 35-85   | .412 | 0-3     | .000 | 20-30   | .667 | 22       | 32  | 54  | 5.4  | 32  | 2  | 8   | 36  | 5   | 9   | 90  | 9.0  |  |  |  |  |  |  |  |  |  |
| 14             | Kendra Grant         | 10-4  | 189  | 18.9 | 27-86   | .314 | 4-15    | .267 | 20-26   | .769 | 9        | 21  | 30  | 3.0  | 36  | 3  | 6   | 13  | 0   | 2   | 78  | 7.8  |  |  |  |  |  |  |  |  |  |
| 00             | Dominique Dillingham | 10-7  | 314  | 31.4 | 19-77   | .247 | 6-25    | .240 | 29-39   | .744 | 22       | 20  | 42  | 4.2  | 33  | 0  | 8   | 13  | 3   | 8   | 73  | 7.3  |  |  |  |  |  |  |  |  |  |
| 11             | Katia May            | 10-9  | 291  | 29.1 | 28-81   | .346 | 2-11    | .182 | 15-18   | .833 | 4        | 20  | 24  | 2.4  | 31  | 1  | 47  | 36  | 0   | 11  | 73  | 7.3  |  |  |  |  |  |  |  |  |  |
| 51             | Savannah Carter      | 10-9  | 274  | 27.4 | 12-48   | .250 | 4-12    | .333 | 22-34   | .647 | 18       | 30  | 48  | 4.8  | 31  | 1  | 25  | 21  | 0   | 17  | 50  | 5.0  |  |  |  |  |  |  |  |  |  |
| 21             | Jerica James         | 9-1   | 113  | 12.6 | 12-36   | .333 | 6-16    | .375 | 6-8     | .750 | 2        | 11  | 13  | 1.4  | 17  | 1  | 14  | 18  | 0   | 4   | 36  | 4.0  |  |  |  |  |  |  |  |  |  |
| 13             | Ketara Chapel        | 10-1  | 175  | 17.5 | 11-38   | .289 | 2-7     | .286 | 16-23   | .696 | 18       | 16  | 34  | 3.4  | 26  | 1  | 7   | 14  | 1   | 2   | 40  | 4.0  |  |  |  |  |  |  |  |  |  |
| 05             | Sherise Williams     | 9-0   | 73   | 8.1  | 10-21   | .476 | 0-0     | .000 | 8-13    | .615 | 10       | 12  | 22  | 2.4  | 13  | 0  | 0   | 8   | 1   | 2   | 28  | 3.1  |  |  |  |  |  |  |  |  |  |
| 12             | Candace Foster       | 8-0   | 44   | 5.5  | 2-6     | .333 | 0-0     | .000 | 2-4     | .500 | 2        | 1   | 3   | 0.4  | 3   | 0  | 2   | 4   | 0   | 1   | 6   | 0.8  |  |  |  |  |  |  |  |  |  |
| 24             | J'Net Wash           | 1-0   | 1    | 1.0  | 0-0     | .000 | 0-0     | .000 | 0-0     | .000 | 0        | 0   | 0   | 0.0  | 0   | 0  | 0   | 0   | 0   | 0   | 0   | 0.0  |  |  |  |  |  |  |  |  |  |
| Team           |                      |       |      |      |         |      |         |      |         |      | 24       | 19  | 43  |      |     |    | 3   |     |     |     |     |      |  |  |  |  |  |  |  |  |  |
| Total.....     |                      | 10    | 2050 |      | 206-586 | .352 | 24-89   | .270 | 169-252 | .671 | 160      | 236 | 396 | 39.6 | 241 | 10 | 123 | 187 | 33  | 69  | 605 | 60.5 |  |  |  |  |  |  |  |  |  |
| Opponents..... |                      | 10    | 2050 |      | 229-547 | .419 | 37-118  | .314 | 192-274 | .701 | 123      | 262 | 385 | 38.5 | 229 | -  | 122 | 173 | 48  | 101 | 687 | 68.7 |  |  |  |  |  |  |  |  |  |

## NEUTRAL GAME STATISTICS

Neutral: 3-2

| #              | Player               | gp-gs | min  | avg  | Total   |      | 3-Point |      | F-Throw |       | Rebounds |     |     |      | pf  | dq | a  | to | blk | stl | pts | avg  |  |  |  |  |  |  |  |  |  |
|----------------|----------------------|-------|------|------|---------|------|---------|------|---------|-------|----------|-----|-----|------|-----|----|----|----|-----|-----|-----|------|--|--|--|--|--|--|--|--|--|
|                |                      |       |      |      | fg-fga  | fg%  | 3fg-fga | 3fg% | ft-fa   | ft%   | off      | def | tot | avg  |     |    |    |    |     |     |     |      |  |  |  |  |  |  |  |  |  |
| 10             | Martha Alwal         | 5-5   | 165  | 33.0 | 27-47   | .574 | 0-1     | .000 | 21-28   | .750  | 13       | 19  | 32  | 6.4  | 14  | 0  | 1  | 8  | 15  | 2   | 75  | 15.0 |  |  |  |  |  |  |  |  |  |
| 14             | Kendra Grant         | 5-3   | 120  | 24.0 | 21-45   | .467 | 6-15    | .400 | 5-8     | .625  | 0        | 2   | 2   | 0.4  | 13  | 0  | 2  | 11 | 1   | 2   | 53  | 10.6 |  |  |  |  |  |  |  |  |  |
| 11             | Katia May            | 5-5   | 132  | 26.4 | 18-43   | .419 | 3-4     | .750 | 10-12   | .833  | 0        | 9   | 9   | 1.8  | 12  | 1  | 19 | 14 | 0   | 8   | 49  | 9.8  |  |  |  |  |  |  |  |  |  |
| 51             | Savannah Carter      | 5-5   | 148  | 29.6 | 12-30   | .400 | 2-8     | .250 | 14-18   | .778  | 7        | 15  | 22  | 4.4  | 16  | 0  | 7  | 10 | 0   | 10  | 40  | 8.0  |  |  |  |  |  |  |  |  |  |
| 21             | Jerica James         | 4-0   | 64   | 16.0 | 10-25   | .400 | 3-11    | .273 | 2-7     | .286  | 2        | 4   | 6   | 1.5  | 8   | 0  | 10 | 8  | 0   | 8   | 25  | 6.3  |  |  |  |  |  |  |  |  |  |
| 13             | Ketara Chapel        | 5-2   | 114  | 22.8 | 9-23    | .391 | 1-5     | .200 | 9-11    | .818  | 2        | 12  | 14  | 2.8  | 13  | 0  | 3  | 4  | 2   | 6   | 28  | 5.6  |  |  |  |  |  |  |  |  |  |
| 00             | Dominique Dillingham | 5-2   | 119  | 23.8 | 8-29    | .276 | 2-11    | .182 | 8-13    | .615  | 9        | 2   | 11  | 2.2  | 15  | 1  | 4  | 4  | 1   | 7   | 26  | 5.2  |  |  |  |  |  |  |  |  |  |
| 03             | Breanna Richardson   | 5-3   | 96   | 19.2 | 11-30   | .367 | 0-4     | .000 | 1-6     | .167  | 9        | 20  | 29  | 5.8  | 12  | 0  | 3  | 7  | 1   | 2   | 23  | 4.6  |  |  |  |  |  |  |  |  |  |
| 05             | Sherise Williams     | 4-0   | 29   | 7.3  | 2-4     | .500 | 0-0     | .000 | 1-1     | 1.000 | 4        | 6   | 10  | 2.5  | 8   | 0  | 0  | 3  | 0   | 0   | 5   | 1.3  |  |  |  |  |  |  |  |  |  |
| 12             | Candace Foster       | 3-0   | 13   | 4.3  | 0-1     | .000 | 0-0     | .000 | 0-0     | .000  | 0        | 0   | 0   | 0.0  | 3   | 0  | 1  | 0  | 0   | 0   | 0   | 0.0  |  |  |  |  |  |  |  |  |  |
| Team           |                      |       |      |      |         |      |         |      |         |       | 15       | 8   | 23  |      |     |    |    |    |     |     |     |      |  |  |  |  |  |  |  |  |  |
| Total.....     |                      | 5     | 1000 |      | 118-277 | .426 | 17-59   | .288 | 71-104  | .683  | 61       | 97  | 158 | 31.6 | 114 | 2  | 50 | 69 | 20  | 45  | 324 | 64.8 |  |  |  |  |  |  |  |  |  |
| Opponents..... |                      | 5     | 1000 |      | 109-258 | .422 | 23-66   | .348 | 76-105  | .724  | 67       | 116 | 183 | 36.6 | 107 | -  | 58 | 93 | 9   | 29  | 317 | 63.4 |  |  |  |  |  |  |  |  |  |



# 2013-14 GAME-BY-GAME COMPARISON

| Game             | Pts. | 1st | 2nd | FG    | FG%  | 3FG   | 3FG% | FT    | FT%  | OReb | DReb | TReb | A  | TO | Blk. | Stl. |
|------------------|------|-----|-----|-------|------|-------|------|-------|------|------|------|------|----|----|------|------|
| MSU              | 76   | 31  | 45  | 28-75 | .373 | 1-7   | .143 | 19-30 | .633 | 27   | 27   | 54   | 19 | 17 | 2    | 8    |
| Houston          | 68   | 29  | 39  | 18-57 | .316 | 7-14  | .500 | 25-39 | .641 | 18   | 26   | 44   | 12 | 22 | 4    | 4    |
| MSU              | 81   | 39  | 42  | 29-64 | .453 | 4-11  | .364 | 19-29 | .655 | 25   | 26   | 51   | 17 | 22 | 9    | 13   |
| Jackson St.      | 42   | 19  | 23  | 12-49 | .245 | 0-2   | .000 | 18-28 | .643 | 16   | 15   | 31   | 2  | 29 | 3    | 10   |
| MSU              | 111  | 61  | 50  | 40-74 | .541 | 5-11  | .455 | 26-31 | .839 | 18   | 22   | 40   | 28 | 13 | 5    | 30   |
| New Orleans      | 38   | 23  | 15  | 16-43 | .372 | 3-9   | .333 | 3-6   | .500 | 6    | 19   | 25   | 9  | 45 | 4    | 11   |
| MSU              | 90   | 52  | 38  | 30-68 | .441 | 2-15  | .133 | 28-39 | .718 | 22   | 23   | 45   | 19 | 12 | 4    | 10   |
| Tennessee Tech   | 45   | 27  | 18  | 15-42 | .357 | 2-7   | .286 | 13-16 | .813 | 6    | 20   | 26   | 7  | 34 | 1    | 4    |
| MSU              | 81   | 50  | 30  | 24-63 | .381 | 5-8   | .625 | 28-33 | .848 | 17   | 30   | 47   | 19 | 22 | 3    | 7    |
| Savannah St.     | 63   | 33  | 30  | 19-57 | .333 | 0-7   | .000 | 25-35 | .714 | 13   | 24   | 37   | 5  | 25 | 8    | 12   |
| MSU              | 71   | 33  | 38  | 29-57 | .509 | 2-6   | .333 | 11-14 | .786 | 8    | 19   | 27   | 11 | 10 | 5    | 10   |
| Grand Canyon     | 62   | 31  | 31  | 20-53 | .377 | 4-11  | .364 | 18-23 | .783 | 17   | 23   | 40   | 8  | 21 | 1    | 4    |
| MSU              | 65   | 37  | 28  | 21-45 | .467 | 2-6   | .333 | 21-31 | .677 | 12   | 21   | 33   | 13 | 17 | 4    | 10   |
| James Madison    | 52   | 24  | 28  | 16-55 | .291 | 1-11  | .091 | 19-21 | .905 | 19   | 19   | 38   | 8  | 21 | 1    | 3    |
| MSU              | 48   | 15  | 33  | 16-55 | .291 | 2-7   | .286 | 14-23 | .609 | 15   | 19   | 34   | 7  | 13 | 3    | 9    |
| Middle Tennessee | 62   | 30  | 32  | 22-49 | .449 | 2-11  | .182 | 16-25 | .640 | 14   | 29   | 43   | 14 | 16 | 0    | 6    |
| MSU              | 78   | 28  | 50  | 22-61 | .361 | 2-7   | .286 | 32-44 | .727 | 17   | 37   | 54   | 15 | 16 | 4    | 11   |
| La.-Lafayette    | 51   | 27  | 24  | 17-64 | .266 | 4-25  | .160 | 13-23 | .565 | 17   | 26   | 43   | 8  | 20 | 3    | 7    |
| MSU              | 75   | 39  | 36  | 27-60 | .450 | 1-2   | .500 | 20-30 | .667 | 12   | 29   | 41   | 17 | 14 | 10   | 15   |
| Alabama St.      | 49   | 12  | 37  | 16-61 | .262 | 5-15  | .333 | 12-18 | .667 | 19   | 28   | 47   | 8  | 28 | 7    | 9    |
| MSU              | 71   | 42  | 29  | 23-59 | .390 | 1-7   | .143 | 24-34 | .706 | 17   | 22   | 39   | 14 | 19 | 4    | 11   |
| Southern Miss    | 61   | 32  | 29  | 19-43 | .442 | 3-9   | .333 | 20-30 | .667 | 7    | 24   | 31   | 9  | 28 | 4    | 9    |
| MSU              | 72   | 32  | 40  | 24-70 | .343 | 0-7   | .000 | 24-34 | .706 | 22   | 34   | 56   | 11 | 10 | 1    | 6    |
| North Dakota St. | 62   | 31  | 31  | 23-60 | .383 | 4-17  | .235 | 12-15 | .800 | 6    | 28   | 34   | 8  | 11 | 2    | 2    |
| MSU              | 109  | 58  | 51  | 35-67 | .522 | 3-4   | .750 | 36-44 | .818 | 23   | 21   | 44   | 21 | 11 | 5    | 17   |
| SE Louisiana     | 57   | 31  | 26  | 22-52 | .423 | 6-14  | .429 | 7-12  | .583 | 12   | 13   | 25   | 10 | 29 | 3    | 5    |
| MSU              | 98   | 40  | 58  | 32-68 | .471 | 2-7   | .286 | 32-46 | .696 | 19   | 28   | 47   | 21 | 13 | 5    | 20   |
| Miss. Valley St. | 58   | 34  | 24  | 16-42 | .381 | 5-12  | .417 | 21-31 | .677 | 5    | 22   | 27   | 9  | 33 | 5    | 7    |
| MSU              | 72   | 30  | 42  | 24-70 | .343 | 6-18  | .333 | 18-28 | .643 | 24   | 19   | 43   | 10 | 22 | 3    | 8    |
| Florida          | 82   | 40  | 42  | 29-62 | .468 | 2-10  | .200 | 22-28 | .786 | 18   | 29   | 47   | 13 | 23 | 3    | 11   |
| MSU              | 74   | 36  | 38  | 23-57 | .404 | 2-12  | .167 | 26-32 | .813 | 18   | 18   | 36   | 17 | 26 | 5    | 10   |
| Auburn           | 82   | 33  | 49  | 29-56 | .518 | 2-6   | .333 | 22-32 | .688 | 16   | 18   | 34   | 17 | 25 | 5    | 15   |
| MSU              | 54   | 23  | 31  | 21-51 | .412 | 2-5   | .400 | 10-21 | .476 | 10   | 32   | 42   | 15 | 15 | 4    | 3    |
| Arkansas         | 50   | 25  | 25  | 14-45 | .311 | 1-12  | .083 | 21-28 | .750 | 3    | 26   | 29   | 8  | 8  | 6    | 8    |
| MSU              | 63   | 23  | 40  | 25-62 | .403 | 6-18  | .333 | 7-12  | .583 | 15   | 16   | 31   | 11 | 16 | 2    | 10   |
| Tennessee        | 67   | 26  | 41  | 24-49 | .490 | 1-7   | .143 | 18-25 | .720 | 13   | 22   | 35   | 16 | 22 | 2    | 9    |
| MSU              | 35   | 20  | 15  | 12-59 | .203 | 0-5   | .000 | 11-18 | .611 | 16   | 13   | 29   | 9  | 15 | 3    | 4    |
| Texas A&M        | 73   | 33  | 40  | 27-51 | .529 | 1-6   | .167 | 18-28 | .643 | 15   | 36   | 51   | 18 | 15 | 13   | 7    |
| MSU              | 85   | 41  | 35  | 30-63 | .476 | 4-8   | .500 | 21-29 | .724 | 11   | 27   | 38   | 19 | 15 | 3    | 8    |
| Ole Miss         | 87   | 39  | 37  | 30-67 | .448 | 6-20  | .300 | 21-36 | .583 | 19   | 25   | 44   | 15 | 17 | 1    | 11   |
| MSU              | 69   | 27  | 42  | 23-61 | .377 | 6-18  | .333 | 17-27 | .630 | 16   | 23   | 39   | 17 | 12 | 4    | 8    |
| Missouri         | 62   | 32  | 30  | 22-50 | .440 | 6-19  | .316 | 12-16 | .750 | 8    | 27   | 35   | 15 | 20 | 1    | 7    |
| MSU              | 56   | 26  | 30  | 17-49 | .347 | 5-20  | .250 | 17-22 | .773 | 16   | 16   | 32   | 11 | 20 | 3    | 8    |
| LSU              | 65   | 21  | 44  | 25-48 | .521 | 2-6   | .333 | 13-17 | .765 | 10   | 18   | 28   | 14 | 19 | 6    | 11   |
| MSU              | 80   | 44  | 36  | 27-57 | .519 | 6-9   | .667 | 20-26 | .769 | 7    | 22   | 29   | 16 | 17 | 2    | 10   |
| Georgia          | 67   | 37  | 30  | 25-57 | .439 | 3-9   | .333 | 14-15 | .933 | 10   | 21   | 31   | 11 | 21 | 3    | 10   |
| MSU              | 64   | 29  | 35  | 21-63 | .333 | 5-12  | .417 | 17-22 | .773 | 15   | 16   | 31   | 12 | 5  | 5    | 6    |
| So. Carolina     | 71   | 34  | 37  | 23-52 | .442 | 5-12  | .417 | 20-23 | .870 | 14   | 26   | 40   | 15 | 14 | 14   | 2    |
| MSU              | 43   | 28  | 15  | 15-46 | .326 | 2-7   | .286 | 11-18 | .611 | 11   | 21   | 32   | 11 | 27 | 4    | 13   |
| Auburn           | 51   | 20  | 31  | 16-48 | .333 | 0-5   | .000 | 19-25 | .760 | 14   | 22   | 36   | 7  | 24 | 6    | 13   |
| MSU              | 64   | 21  | 27  | 22-48 | .458 | 4-13  | .308 | 16-20 | .800 | 3    | 15   | 18   | 19 | 18 | 3    | 15   |
| Vanderbilt       | 62   | 28  | 34  | 23-41 | .561 | 4-9   | .444 | 12-19 | .632 | 8    | 24   | 32   | 16 | 26 | 1    | 6    |
| MSU              | 64   | 25  | 34  | 20-61 | .328 | 4-9   | .444 | 20-23 | .870 | 14   | 29   | 43   | 11 | 23 | 8    | 6    |
| Alabama          | 72   | 23  | 36  | 21-57 | .368 | 7-14  | .500 | 23-37 | .622 | 11   | 29   | 40   | 14 | 17 | 5    | 12   |
| MSU              | 72   | 35  | 33  | 23-68 | .338 | 5-15  | .333 | 21-25 | .840 | 19   | 27   | 46   | 11 | 7  | 5    | 4    |
| Ole Miss         | 70   | 42  | 25  | 26-65 | .400 | 9-16  | .563 | 9-12  | .750 | 13   | 28   | 41   | 13 | 10 | 3    | 6    |
| MSU              | 74   | 35  | 31  | 28-71 | .394 | 5-13  | .385 | 13-23 | .565 | 17   | 26   | 43   | 15 | 15 | 5    | 5    |
| Kentucky         | 81   | 38  | 28  | 29-69 | .420 | 3-7   | .429 | 20-29 | .690 | 18   | 33   | 51   | 12 | 16 | 5    | 9    |
| MSU              | 48   | 15  | 33  | 15-42 | .357 | 0-3   | .000 | 18-29 | .621 | 9    | 18   | 27   | 7  | 23 | 2    | 5    |
| Georgia          | 77   | 44  | 33  | 26-52 | .500 | 7-14  | .500 | 18-21 | .857 | 9    | 23   | 32   | 13 | 17 | 2    | 15   |
| MSU              | 73   | 38  | 35  | 28-61 | .459 | 4-14  | .286 | 13-20 | .650 | 14   | 18   | 32   | 8  | 12 | 5    | 8    |
| Missouri         | 70   | 34  | 36  | 24-52 | .462 | 11-23 | .478 | 11-16 | .688 | 12   | 20   | 32   | 14 | 18 | 1    | 7    |
| MSU              | 67   | 29  | 38  | 24-59 | .407 | 7-26  | .269 | 12-16 | .750 | 12   | 20   | 32   | 11 | 17 | 3    | 8    |
| Florida          | 71   | 29  | 38  | 27-49 | .551 | 7-26  | .500 | 12-20 | .600 | 5    | 25   | 30   | 14 | 17 | 6    | 9    |
| MSU              | 77   | 41  | 36  | 25-62 | .403 | 5-15  | .333 | 22-28 | .786 | 18   | 23   | 41   | 13 | 13 | 8    | 8    |
| Tulane           | 68   | 33  | 35  | 26-66 | .394 | 5-10  | .500 | 11-12 | .917 | 17   | 22   | 39   | 12 | 16 | 7    | 7    |
| MSU              | 74   | 23  | 32  | 24-75 | .320 | 2-16  | .125 | 24-38 | .632 | 20   | 33   | 53   | 13 | 20 | 8    | 7    |
| Southern Miss    | 66   | 27  | 28  | 24-75 | .373 | 4-12  | .333 | 12-19 | .632 | 12   | 35   | 47   | 12 | 26 | 4    | 10   |
| MSU              | 54   | 19  | 40  | 19-51 | .373 | 2-10  | .200 | 19-33 | .576 | 13   | 22   | 35   | 12 | 23 | 6    | 11   |
| Auburn           | 59   | 28  | 26  | 20-46 | .435 | 0-3   | .000 | 14-24 | .583 | 9    | 26   | 35   | 8  | 26 | 5    | 14   |
| MSU              | 58   | 22  | 36  | 20-26 | .323 | 0-6   | .000 | 18-25 | .720 | 19   | 27   | 46   | 9  | 13 | 3    | 5    |
| South Florida    | 60   | 22  | 36  | 23-58 | .397 | 3-13  | .231 | 11-19 | .579 | 11   | 26   | 37   | 7  | 14 | 6    | 10   |

# 2013-14 GAME HIGHS



| Opponent            | Score  | WL  | POINTS                             | REBOUNDS                              | ASSISTS  | STEALS  | BLOCKED SHOTS  |
|---------------------|--------|-----|------------------------------------|---------------------------------------|--|---|--|
| at Houston          | 76-68  | W   | 14-Breanna Richardson              | 9-Savannah Carter<br>Sherise Williams | 11-Katia May                                   | 2-Martha Alwal<br>Katia May   | 1-Martha Alwal<br>Sherise Williams   |
| JACKSON STATE       | 81-42  | W   | 17-Martha Alwal                    | 14-Breanna Richardson                 | 5-Jerica James<br>Katia May                    | 3-Jerica James<br>Savannah Carter   | 4-Martha Alwal   |
| NEW ORLEANS         | 111-38 | W   | 23-Kendra Grant                    | 10-Savannah Carter                    | 11-Katia May                                   | 7-Savannah Carter   | 2-Dominique Dillingham<br>Martha Alwal                                       |
| TENN. TECH          | 90-45  | W   | 21-Savannah Carter                 | 10-Martha Alwal                       | 13-Katia May                                   | 3-Breanna Richardson  | 3-Martha Alwal   |
| SAVANNAH ST.        | 81-63  | W   | 19-Kendra Grant                    | 8-Kendra Grant<br>Ketara Chapel       | 6-Katia May                                    | 4-Jerica James  | 3-Martha Alwal   |
| vs Grand Canyon     | 71-62  | W   | 25-Martha Alwal                    | 6-Martha Alwal<br>Ketara Chapel       | 3-Jerica James                                 | 4-Ketara Chapel   | 3-Martha Alwal   |
| vs James Madison    | 65-52  | W   | 19-Martha Alwal                    | 8-Martha Alwal                        | 6-Katia May                                    | 6-Katia May   | 4-Martha Alwal   |
| vs Middle Tenn.     | 48-62  | L   | 14-Savannah Carter                 | 8-Martha Alwal                        | 4-Katia May                                    | 4-Savannah Carter   | 3-Martha Alwal   |
| LA.-LAFAYETTE       | 78-51  | W   | 19-Dominique Dillingham            | 14-Martha Alwal                       | 5-Katia May                                    | 4-Savannah Carter   | 1-Dominique Dillingham<br>Candace Foster<br>Martha Alwal<br>Sherise Williams |
| ALABAMA ST.         | 75-49  | W   | 16-Kendra Grant                    | 9-Sherise Williams                    | 5-Katia May                                    | 6-Dominique Dillingham  | 5-Martha Alwal   |
| SOUTHERN MISS       | 71-61  | W   | 19-Martha Alwal                    | 9-Martha Alwal                        | 4-Savannah Carter                              | 2-Jerica James<br>Savannah Carter<br>Katia May<br>Breanna Richardson                  | 2-Ketara Chapel  |
| at North Dakota St. | 72-62  | W   | 25-Martha Alwal                    | 15-Martha Alwal                       | 6-Katia May                                    | 3-Savannah Carter   | 1-Martha Alwal   |
| SE LOUISIANA        | 109-57 | W   | 24-Martha Alwal                    | 10-Martha Alwal                       | 6-Jerica James<br>Katia May                    | 4-Savannah Carter   | 2-Martha Alwal   |
| MISS. VALLEY ST.    | 98-58  | W   | 22-Martha Alwal                    | 10-Breanna Richardson                 | 5-Savannah Carter                              | 6-Dominique Dillingham  | 4-Sherise Williams   |
| at Florida          | 72-82  | L   | 16-Dominique Dillingham            | 11-Breanna Richardson                 | 4-Jerica James                                 | 2-Savannah Carter<br>Martha Alwal<br>Dominique Dillingham                             | 2-Breanna Richardson   |
| AUBURN              | 74-82  | L   | 18-Martha Alwal                    | 6-Ketara Chapel<br>Martha Alwal       | 6-Katia May                                    | 3-Dominique Dillingham  | 5-Martha Alwal   |
| at ARKANSAS         | 54-50  | W   | 18-Martha Alwal                    | 11-Martha Alwal                       | 7-Katia May                                    | 1-Martha Alwal<br>Savannah Carter<br>Breanna Richardson                               | 2-Martha Alwal   |
| TENNESSEE           | 63-67  | L   | 21-Kendra Grant                    | 9-Martha Alwal                        | 6-Katia May                                    | 3-Dominique Dillingham  | 2-Martha Alwal   |
| at Texas A&M        | 35-73  | L   | 8-Katia May                        | 7-Breanna Richardson                  | 4-Katia May                                    | 1-Savannah Carter<br>Katia May<br>Jerica James<br>Sherise Williams                    | 1-Martha Alwal<br>Dominique Dillingham<br>Breanna Richardson                 |
| at Ole Miss         | 85-87  | LOT | 20-Kendra Grant                    | 12-Martha Alwal                       | 4-Savannah Carter<br>Katia May                 | 4-Katia May   | 3-Martha Alwal   |
| MISSOURI            | 69-62  | W   | 21-Dominique Dillingham            | 13-Martha Alwal                       | 6-Katia May                                    | 2-Dominique Dillingham<br>Savannah Carter<br>Martha Alwal                             | 3-Martha Alwal   |
| at LSU              | 56-65  | L   | 12-Katia May                       | 7-Martha Alwal                        | 4-Katia May                                    | 4-Martha Alwal  | 3-Martha Alwal   |
| GEORGIA             | 80-67  | W   | 20-Martha Alwal                    | 7-Martha Alwal                        | 5-Katia May                                    | 5-Katia May   | 2-Martha Alwal   |
| SO. CAROLINA        | 64-71  | L   | 11-Jerica James                    | 7-Savannah Carter                     | 4-Jerica James                                 | 2-Martha Alwal  | 2-Martha Alwal   |
| at Auburn           | 43-51  | L   | 14-Martha Alwal                    | 7-Dominique Dillingham                | 4-Savannah Carter                              | 3-Savannah Carter<br>Breanna Richardson   | 4-Martha Alwal   |
| VANDERBILT          | 64-62  | W   | 23-Martha Alwal                    | 6-Martha Alwal                        | 6-Katia May                                    | 4-Jerica James  | 2-Martha Alwal   |
| at Alabama          | 64-72  | LOT | 18-Martha Alwal                    | 15-Martha Alwal                       | 3-Savannah Carter<br>Katia May<br>Martha Alwal | 2-Savannah Carter<br>Breanna Richardson   | 7-Martha Alwal   |
| OLE MISS            | 72-70  | WOT | 25-Martha Alwal                    | 23-Martha Alwal                       | 5-Jerica James                                 | 2-Jerica James  | 3-Martha Alwal   |
| KENTUCKY            | 74-81  | LOT | 17-Breanna Richardson              | 16-Martha Alwal                       | 7-Katia May                                    | 2-Dominique Dillingham  | 5-Martha Alwal   |
| at Georgia          | 48-77  | L   | 10-Katia May<br>Savannah Carter    | 5-Savannah Carter                     | 4-Katia May                                    | 1-Ketara Chapel<br>Savannah Carter<br>Breanna Richardson<br>Martha Alwal<br>Katia May | 1-Breanna Richardson<br>Martha Alwal   |
| vs Missouri         | 73-70  | W   | 17-Kendra Grant                    | 8-Breanna Richardson                  | 3-Katia May                                    | 4-Jerica James  | 3-Martha Alwal   |
| vs Florida          | 67-71  | L   | 14-Kendra Grant                    | 9-Breanna Richardson                  | 4-Katia May<br>Jerica James                    | 2-Savannah Carter<br>Katia May<br>Breanna Richardson                                  | 2-Martha Alwal   |
| TULANE              | 77-68  | W   | 15-Martha Alwal<br>Savannah Carter | 10-Breanna Richardson                 | 4-Jerica James                                 | 3-Breanna Richardson  | 5-Martha Alwal   |
| SOUTHERN MISS       | 74-66  | WOT | 20-Breanna Richardson              | 15-Martha Alwal                       | 4-Savannah Carter                              | 3-Savannah Carter   | 4-Martha Alwal   |
| AUBURN              | 59-54  | W   | 20-Kendra Grant                    | 11-Martha Alwal                       | 6-Jerica James                                 | 4-Savannah Carter   | 5-Martha Alwal   |
| SOUTH FLORIDA       | 58-60  | L   | 22-Kendra Grant                    | 14-Breanna Richardson                 | 5-Katia May                                    | 2-Savannah Carter<br>Katia May  | 2-Breanna Richardson   |



## MISSISSIPPI STATE HIGHS

|                     |              |                                  |
|---------------------|--------------|----------------------------------|
| POINTS              | 111          | NEW ORLEANS (11-17-13)           |
|                     | 109          | SE LOUISIANA (12-20-13)          |
|                     | 98           | MISS. VALLEY ST. (12-30-13)      |
|                     | 90           | TENNESSEE TECH (11-21-13)        |
|                     | 85           | at Ole Miss (01-23-14)           |
| FIELD GOALS MADE    | 40           | NEW ORLEANS (11-17-13)           |
|                     | 35           | SE LOUISIANA (12-20-13)          |
| FIELD GOAL ATTEMPTS | 75           | SOUTHERN MISS (03-24-14)         |
|                     | 75           | at Houston (11-08-13)            |
| FIELD GOAL%         | .541 (40-74) | NEW ORLEANS (11-17-13)           |
|                     | .522 (35-67) | SE LOUISIANA (12-20-13)          |
| 3 PT FG MADE        | 7            | vs Florida (03-06-14)            |
|                     | 6            | GEORGIA (02-02-14)               |
|                     | 6            | MISSOURI (01-26-14)              |
|                     | 6            | TENNESSEE (01-16-14)             |
|                     | 6            | at Florida (01-02-14)            |
| 3 PT FG ATTEMPTS    | 26           | vs Florida (03-06-14)            |
|                     | 20           | at LSU (01-30-14)                |
| 3 PT FG %           | .750 (3-4)   | SE LOUISIANA (12-20-13)          |
|                     | .667 (6-9)   | GEORGIA (02-02-14)               |
| FREE THROWS MADE    | 36           | SE LOUISIANA (12-20-13)          |
|                     | 32           | MISS. VALLEY ST. (12-30-13)      |
|                     | 32           | LA.-LAFAYETTE (12-04-13)         |
| FREE THROW ATT      | 46           | MISS. VALLEY ST. (12-30-13)      |
|                     | 44           | SE LOUISIANA (12-20-13)          |
|                     | 44           | LA.-LAFAYETTE (12-04-13)         |
| FREE THROW %        | .870 (20-23) | at Alabama (02-20-14)            |
|                     | .848 (28-33) | SAVANNAH ST. (11-26-13)          |
| REBOUNDS            | 56           | at North Dakota State (12-17-13) |
|                     | 54           | LA.-LAFAYETTE (12-04-13)         |
|                     | 54           | at Houston (11-08-13)            |
| ASSISTS             | 28           | NEW ORLEANS (11-17-13)           |
|                     | 21           | MISS. VALLEY ST. (12-30-13)      |
|                     | 21           | SE LOUISIANA (12-20-13)          |
| STEALS              | 30           | NEW ORLEANS (11-17-13)           |
|                     | 20           | MISS. VALLEY ST. (12-30-13)      |
| BLOCKED SHOTS       | 10           | ALABAMA ST. (12-07-13)           |
|                     | 9            | JACKSON STATE (11-13-13)         |
| TURNOVERS           | 27           | at Auburn (02-09-14)             |
|                     | 26           | AUBURN (01-05-14)                |
| FOULS               | 31           | at Alabama (02-20-14)            |
|                     | 29           | at Ole Miss (01-23-14)           |
|                     | 29           | SOUTHERN MISS (12-14-13)         |
|                     | 29           | at Houston (11-08-13)            |

## OPPONENT HIGHS

|                     |              |                           |
|---------------------|--------------|---------------------------|
| POINTS              | 87           | at Ole Miss (01-23-14)    |
|                     | 82           | AUBURN (01-05-14)         |
|                     | 82           | at Florida (01-02-14)     |
|                     | 81           | KENTUCKY (02-27-14)       |
|                     | 77           | at Georgia (03-02-14)     |
| FIELD GOALS MADE    | 30           | at Ole Miss (01-23-14)    |
|                     | 29           | KENTUCKY (02-27-14)       |
|                     | 29           | AUBURN (01-05-14)         |
|                     | 29           | at Florida (01-02-14)     |
| FIELD GOAL ATTEMPTS | 69           | KENTUCKY (02-27-14)       |
|                     | 67           | SOUTHERN MISS (03-24-14)  |
|                     | 67           | at Ole Miss (01-23-14)    |
| FIELD GOAL %        | .561 (23-41) | VANDERBILT (02-16-14)     |
|                     | .551 (27-49) | vs Florida (03-06-14)     |
| 3 PT FG MADE        | 11           | vs Missouri (03-05-14)    |
|                     | 9            | OLE MISS (02-23-14)       |
| 3 PT FG ATTEMPTS    | 25           | LA.-LAFAYETTE (12-04-13)  |
|                     | 23           | vs Missouri (03-05-14)    |
| 3 PT FG %           | .563 (9-16)  | OLE MISS (02-23-14)       |
|                     | .500 (7-14)  | at Georgia (03-02-14)     |
|                     | .500 (7-14)  | at Alabama (02-20-14)     |
|                     | .500 (7-14)  | at Houston (11-08-13)     |
|                     | .500 (5-10)  | TULANE (03-20-14)         |
|                     | .500 (5-10)  | vs Florida (03-06-14)     |
| FREE THROWS MADE    | 25           | SAVANNAH ST. (11-26-13)   |
|                     | 25           | at Houston (11-08-13)     |
| FREE THROW ATT      | 39           | at Houston (11-08-13)     |
|                     | 37           | at Alabama (02-20-14)     |
| FREE THROW %        | .933 (14-15) | GEORGIA (02-02-14)        |
|                     | .917 (11-12) | TULANE (03-20-14)         |
| REBOUNDS            | 51           | KENTUCKY (02-27-14)       |
|                     | 51           | at Texas A&M (01-19-14)   |
| ASSISTS             | 18           | at Texas A&M (01-19-14)   |
|                     | 17           | AUBURN (01-05-14)         |
| STEALS              | 20           | at Auburn (02-09-14)      |
|                     | 15           | at Georgia (03-02-14)     |
|                     | 15           | AUBURN (01-05-14)         |
| BLOCKED SHOTS       | 14           | SOUTH CAROLINA (02-06-14) |
|                     | 13           | at Texas A&M (01-19-14)   |
| TURNOVERS           | 45           | NEW ORLEANS (11-17-13)    |
|                     | 34           | TENNESSEE TECH (11-21-13) |
| FOULS               | 33           | SOUTHERN MISS (03-24-14)  |
|                     | 32           | SE LOUISIANA (12-20-13)   |

## FINAL CONFERENCE STANDINGS

|                             | SEC  | Pct. | Home | Away | All   | Pct. | Home | Away | Neutral | Last 5 | Streak |
|-----------------------------|------|------|------|------|-------|------|------|------|---------|--------|--------|
| South Carolina <sup>^</sup> | 14-2 | .875 | 8-0  | 6-2  | 29-5  | .852 | 16-0 | 10-2 | 3-3     | 3-2    | L1     |
| Tennessee*                  | 13-3 | .812 | 7-2  | 6-1  | 29-6  | .828 | 16-3 | 8-2  | 5-1     | 4-1    | L1     |
| Texas A&M                   | 13-3 | .812 | 6-2  | 7-1  | 27-9  | .750 | 15-2 | 9-2  | 3-5     | 3-2    | L1     |
| Kentucky                    | 10-6 | .625 | 5-3  | 5-3  | 26-9  | .742 | 14-4 | 9-3  | 3-2     | 3-2    | L1     |
| Florida                     | 8-8  | .500 | 5-3  | 3-5  | 20-13 | .606 | 12-4 | 5-7  | 3-2     | 2-3    | L1     |
| Auburn                      | 7-9  | .437 | 3-5  | 4-4  | 19-15 | .558 | 11-5 | 5-8  | 3-2     | 3-2    | L1     |
| Alabama                     | 7-9  | .437 | 4-4  | 3-5  | 14-16 | .466 | 9-5  | 3-9  | 2-2     | 3-2    | L1     |
| Vanderbilt                  | 7-9  | .437 | 4-4  | 3-5  | 18-13 | .580 | 12-5 | 6-6  | 0-1     | 1-4    | L5     |
| Georgia                     | 7-9  | .437 | 6-2  | 1-7  | 20-12 | .625 | 15-2 | 3-8  | 2-2     | 2-3    | L2     |
| LSU                         | 7-9  | .437 | 4-4  | 3-5  | 21-13 | .617 | 13-4 | 5-8  | 3-1     | 3-2    | L1     |
| Arkansas                    | 6-10 | .375 | 4-4  | 2-6  | 19-11 | .633 | 14-4 | 3-6  | 2-1     | 2-3    | L1     |
| Missouri                    | 6-10 | .375 | 3-5  | 3-5  | 17-14 | .548 | 11-5 | 5-8  | 1-1     | 1-4    | L3     |
| Mississippi State           | 5-11 | .312 | 4-4  | 1-7  | 22-14 | .611 | 16-5 | 3-7  | 3-2     | 3-2    | L1     |
| Ole Miss                    | 2-14 | .123 | 2-6  | 0-8  | 12-20 | .375 | 9-7  | 2-10 | 1-3     | 2-3    | L1     |

<sup>^</sup> — SEC Regular Season Champion

\* — SEC Tournament Champion

### ALL-SEC COACHES TEAM

#### First Team

Tyrese Tanner, Auburn  
 Jatterra Bonds, Florida  
 Theresa Plaisance, LSU  
**Martha Alwal, Mississippi State**  
 Bri Kulas, Missouri  
 Aleighsa Welch, South Carolina  
 Tiffany Mitchell, South Carolina  
 Meighan Simmons, Tennessee  
 Isabelle Harrison, Tennessee  
 Courtney Walker, Texas A&M

#### Second Team

Jessica Jackson, Arkansas  
 Shacobia Barbee, Georgia  
 Jennifer O'Neill, Kentucky  
 DeNesha Stallworth, Kentucky  
 Tia Faleru, Ole Miss  
 Valencia McFarland, Ole Miss  
 Alaina Coates, South Carolina  
 Courtney Williams, Texas A&M  
 Jasmine Lister, Vanderbilt  
 Christina Foggie, Vanderbilt

### ALL-SEC AP TEAM

#### First Team

Tiffany Mitchell, South Carolina  
 Isabelle Harrison, Tennessee  
 Meighan Simmons, Tennessee  
 Courtney Walker, Texas A&M  
**Martha Alwal, Mississippi State**  
 Christina Foggie, Vanderbilt  
 Tia Faleru, Ole Miss

#### Second Team

Theresa Plaisance, LSU  
 Bri Kulas, Missouri  
 Aleighsa Welch, South Carolina  
 Jatterra Bonds, Florida  
 Tyrese Tanner, Auburn

#### Honorable Mention

Shacobia Barbee, Georgia  
 Alaina Coates, South Carolina  
 Jessica Jackson, Arkansas  
 Valencia McFarland, Ole Miss  
 Jennifer O'Neill, Kentucky  
 DeNesha Stallworth, Kentucky

### ALL-SEC FRESHMAN TEAM

Ashley Williams, Alabama  
 Jessica Jackson, Arkansas  
 Brandy Montgomery, Auburn  
 Ronni Williams, Florida  
 Linnae Harper, Kentucky  
 Raigyne Moncrief, LSU  
**Breanna Richardson, Mississippi State**  
 Alaina Coates, South Carolina  
 Andraya Carter, Tennessee

### SEC PLAYER OF THE YEAR

Tiffany Mitchell, South Carolina (Coaches)  
 Meighan Simmons, Tennessee (AP)

### SEC FRESHMAN OF THE YEAR

Alaina Coates, South Carolina (Coaches & AP)

### ALL-DEFENSIVE TEAM

Tyrese Tanner, Auburn  
 Hasina Muhammed, Auburn  
 Shacobia Barbee, Georgia  
**Martha Alwal, Mississippi State**  
 Elem Ibiham, South Carolina  
 Tiffany Mitchell, South Carolina  
 Jordan Jones, Texas A&M

### SEC DEFENSIVE PLAYER OF THE YEAR

**Martha Alwal, Mississippi State**  
 Jordan Jones, Texas A&M

### SEC SIXTH WOMAN OF THE YEAR

Jennifer O'Neill, Kentucky  
 Alaina Coates, South Carolina

### SEC SCHOLAR-ATHLETE OF THE YEAR

Lianna Doty, Missouri

### SEC COACH OF THE YEAR

Dawn Staley, South Carolina (Coaches & AP)

### SEC PLAYERS OF THE WEEK

Week 1: DaShawn Harden, LSU  
 Week 2: Ariel Massengale, Tennessee  
 Week 3: Tia Faleru, Ole Miss  
 Bri Kulas, Missouri  
 Week 4: DeNesha Stallworth  
 Week 5: Jennifer O'Neill, Kentucky  
**Week 6: Martha Alwal, Mississippi State**  
 Week 7: Daisha Simmons, Alabama  
 Week 8: Jatterra Bonds, Florida  
 Week 9: Jatterra Bonds, Florida  
 Week 10: Jasmine Lister, Vanderbilt  
 Week 11: Courtney Walker, Texas A&M  
 Week 12: Theresa Plaisance, LSU  
 Week 13: Cierra Burdick, Tennessee  
 Week 14: Kayla Lewis, Florida  
 Aleighsa Welch, South Carolina  
 Week 15: Jennifer O'Neill, Kentucky  
**Week 16: Martha Alwal, Mississippi State**  
 Week 17: Jordan Jones, Texas A&M

### SEC FRESHMEN OF THE WEEK

Week 1: Ronni Williams, Florida  
 Week 2: Alaina Coates, South Carolina  
 Week 3: Jessica Jackson, Arkansas  
 Week 4: Raigyne Moncrief, LSU  
 Week 5: Jessica Jackson, Arkansas  
 Week 6: Linnae Harper, Kentucky  
**Week 7: Dominique Dillingham, Mississippi State**  
 Week 8: Mercedes Russell, Tennessee  
 Week 9: Alaina Coates, South Carolina  
 Week 10: Alaina Coates, South Carolina  
 Week 11: Jessica Jackson, Arkansas  
 Week 12: Ashley Williams, Alabama  
 Week 13: Alaina Coates, South Carolina  
 Ronni Williams, Florida  
 Week 14: Raigyne Moncrief, LSU  
**Week 15: Breanna Richardson, Mississippi State**  
 Week 16: Ashley Williams, Alabama  
 Week 17: Alaina Coates, South Carolina

### SEC COMMUNITY SERVICE TEAM

Nikki Hegsetter, Alabama  
 Joey Bailey, Arkansas  
 Tyrese Tanner, Auburn  
 Jatterra Bonds, Florida  
 Marjorie Butler, Georgia  
 Kastine Evans, Kentucky  
 Shanece McKinney, LSU  
 Gracie Frizzell, Ole Miss  
**Candace Foster, Mississippi State**  
 Lianna Doty, Missouri  
 Elem Ibiham, South Carolina  
 Cierra Burdick, Tennessee  
 Jordan Jones, Texas A&M  
 Jasmine Lister, Vanderbilt

### WBCA REGION 3 COACH OF THE YEAR

Dawn Staley, South Carolina

### WBCA REGION 3 HONOREES TEAM

DeNesha Stallworth, Kentucky  
 Tiffany Mitchell, South Carolina  
 Aleighsa Welch, South Carolina  
 Meighan Simmons, Tennessee  
 Isabelle Harrison, Tennessee  
 Christina Foggie, Vanderbilt  
 Jasmine Lister, Vanderbilt

### ASSOCIATED PRESS ALL-AMERICA

Tiffany Mitchell, South Carolina (Third Team)  
 Jennifer O'Neill, Kentucky (Honorable Mention)  
 Valencia McFarland, Ole Miss (Honorable Mention)  
 Aleighsa Welch, South Carolina (Honorable Mention)  
 Isabelle Harrison, Tennessee (Honorable Mention)  
 Meighan Simmons, Tennessee (Honorable Mention)  
 Courtney Walker, Texas A&M (Honorable Mention)

### WCBA DIVISION I COACHES' ALL-AMERICA

Tiffany Mitchell, South Carolina  
 Aleighsa Welch, South Carolina (Honorable Mention)  
 Isabelle Harrison, Tennessee (Honorable Mention)  
 Meighan Simmons, Tennessee (Honorable Mention)  
 Christina Foggie, Vanderbilt (Honorable Mention)  
 Jasmine Lister, Vanderbilt (Honorable Mention)



## SCORING OFFENSE

| ##  | Team                   | G         | W-L          | Pts         | Avg/G       |
|-----|------------------------|-----------|--------------|-------------|-------------|
| 1.  | Kentucky               | 35        | 26-9         | 2845        | 81.3        |
| 2.  | Tennessee              | 35        | 29-6         | 2725        | 77.9        |
| 3.  | Florida                | 33        | 20-13        | 2472        | 74.9        |
| 4.  | South Carolina         | 34        | 29-5         | 2478        | 72.9        |
| 5.  | Ole Miss               | 32        | 12-20        | 2308        | 72.1        |
| 6.  | Vanderbilt             | 31        | 18-13        | 2218        | 71.5        |
| 7.  | <b>Mississippi St.</b> | <b>36</b> | <b>22-14</b> | <b>2551</b> | <b>70.9</b> |
| 8.  | Texas A&M              | 36        | 27-9         | 2541        | 70.6        |
| 9.  | LSU                    | 34        | 21-13        | 2379        | 70.0        |
| 10. | Missouri               | 31        | 17-14        | 2159        | 69.6        |
| 11. | Arkansas               | 30        | 19-11        | 1997        | 66.6        |
| 12. | Georgia                | 32        | 20-12        | 2114        | 66.1        |
| 13. | Auburn                 | 34        | 19-15        | 2239        | 65.9        |
| 14. | Alabama                | 30        | 14-16        | 1944        | 64.8        |

## SCORING DEFENSE

| ##  | Team                   | G         | Pts         | Avg/G       |
|-----|------------------------|-----------|-------------|-------------|
| 1.  | Arkansas               | 30        | 1623        | 54.1        |
| 2.  | South Carolina         | 34        | 1900        | 55.9        |
| 3.  | Georgia                | 32        | 1879        | 58.7        |
| 4.  | Texas A&M              | 36        | 2146        | 59.6        |
| 5.  | Tennessee              | 35        | 2201        | 62.9        |
| 6.  | Auburn                 | 34        | 2144        | 63.1        |
| 7.  | <b>Mississippi St.</b> | <b>36</b> | <b>2278</b> | <b>63.3</b> |
| 8.  | LSU                    | 34        | 2212        | 65.1        |
| 9.  | Missouri               | 31        | 2034        | 65.6        |
| 10. | Vanderbilt             | 31        | 2066        | 66.6        |
| 11. | Kentucky               | 35        | 2396        | 68.5        |
| 12. | Alabama                | 30        | 2066        | 68.9        |
| 13. | Florida                | 33        | 2326        | 70.5        |
| 14. | Ole Miss               | 32        | 2423        | 75.7        |

## SCORING MARGIN

| ##  | Team                   | G         | OFF         | DEF         | Margin      |
|-----|------------------------|-----------|-------------|-------------|-------------|
| 1.  | South Carolina         | 34        | 72.9        | 55.9        | +17.0       |
| 2.  | Tennessee              | 35        | 77.9        | 62.9        | +15.0       |
| 3.  | Kentucky               | 35        | 81.3        | 68.5        | +12.8       |
| 4.  | Arkansas               | 30        | 66.6        | 54.1        | +12.5       |
| 5.  | Texas A&M              | 36        | 70.6        | 59.6        | +11.0       |
| 6.  | <b>Mississippi St.</b> | <b>36</b> | <b>70.9</b> | <b>63.3</b> | <b>+7.6</b> |
| 7.  | Georgia                | 32        | 66.1        | 58.7        | +7.3        |
| 8.  | LSU                    | 34        | 70.0        | 65.1        | +4.9        |
| 9.  | Vanderbilt             | 31        | 71.5        | 66.6        | +4.9        |
| 10. | Florida                | 33        | 74.9        | 70.5        | +4.4        |
| 11. | Missouri               | 31        | 69.6        | 65.6        | +4.0        |
| 12. | Auburn                 | 34        | 65.9        | 63.1        | +2.8        |
| 13. | Ole Miss               | 32        | 72.1        | 75.7        | -3.6        |
| 14. | Alabama                | 30        | 64.8        | 68.9        | -4.1        |

## FREE THROW PCT

| ##  | Team                   | G         | FTM        | FTA        | Pct         |
|-----|------------------------|-----------|------------|------------|-------------|
| 1.  | Missouri               | 31        | 367        | 490        | .749        |
| 2.  | Vanderbilt             | 31        | 486        | 661        | .735        |
| 3.  | LSU                    | 34        | 523        | 723        | .723        |
| 4.  | Tennessee              | 35        | 567        | 793        | .715        |
| 5.  | Florida                | 33        | 528        | 744        | .710        |
| 6.  | <b>Mississippi St.</b> | <b>36</b> | <b>705</b> | <b>997</b> | <b>.707</b> |
| 7.  | Texas A&M              | 36        | 506        | 733        | .690        |
| 8.  | Arkansas               | 30        | 392        | 572        | .685        |
| 9.  | Ole Miss               | 32        | 476        | 705        | .675        |
| 10. | South Carolina         | 34        | 627        | 930        | .674        |
| 11. | Kentucky               | 35        | 595        | 883        | .674        |
| 12. | Auburn                 | 34        | 469        | 707        | .663        |
| 13. | Alabama                | 30        | 382        | 604        | .632        |
| 14. | Georgia                | 32        | 350        | 561        | .624        |

## FIELD GOAL PERCENTAGES

| ##  | Team                   | G         | FG         | FGA         | Pct         |
|-----|------------------------|-----------|------------|-------------|-------------|
| 1.  | South Carolina         | 34        | 859        | 1811        | .474        |
| 2.  | Vanderbilt             | 31        | 783        | 1705        | .459        |
| 3.  | Tennessee              | 35        | 999        | 2184        | .457        |
| 4.  | Texas A&M              | 36        | 976        | 2166        | .451        |
| 5.  | Florida                | 33        | 878        | 1970        | .446        |
| 6.  | Kentucky               | 35        | 1029       | 2369        | .434        |
| 7.  | LSU                    | 34        | 860        | 2057        | .418        |
| 8.  | Auburn                 | 34        | 836        | 2030        | .412        |
| 9.  | Arkansas               | 30        | 714        | 1737        | .411        |
| 10. | Georgia                | 32        | 796        | 1939        | .411        |
| 11. | Missouri               | 31        | 750        | 1834        | .409        |
| 12. | <b>Mississippi St.</b> | <b>36</b> | <b>866</b> | <b>2179</b> | <b>.397</b> |
| 13. | Ole Miss               | 32        | 832        | 2102        | .396        |
| 14. | Alabama                | 30        | 694        | 1782        | .389        |

## FIELD GOAL PCT DEFENSE

| ##  | Team                   | G         | FG         | FGA         | Pct         |
|-----|------------------------|-----------|------------|-------------|-------------|
| 1.  | South Carolina         | 34        | 705        | 2035        | .346        |
| 2.  | Tennessee              | 35        | 808        | 2208        | .366        |
| 3.  | Texas A&M              | 36        | 786        | 2141        | .367        |
| 4.  | Missouri               | 31        | 693        | 1837        | .377        |
| 5.  | Arkansas               | 30        | 584        | 1538        | .380        |
| 6.  | Georgia                | 32        | 651        | 1702        | .382        |
| 7.  | Auburn                 | 34        | 728        | 1877        | .388        |
| 8.  | LSU                    | 34        | 755        | 1946        | .388        |
| 9.  | Kentucky               | 35        | 862        | 2156        | .400        |
| 10. | <b>Mississippi St.</b> | <b>36</b> | <b>785</b> | <b>1934</b> | <b>.406</b> |
| 11. | Florida                | 33        | 844        | 2038        | .414        |
| 12. | Alabama                | 30        | 763        | 1802        | .423        |
| 13. | Ole Miss               | 32        | 868        | 2030        | .428        |
| 14. | Vanderbilt             | 31        | 766        | 1734        | .442        |

## 3-POINT FG PCT

| ##  | Team                   | G         | FG         | FGA        | Pct         |
|-----|------------------------|-----------|------------|------------|-------------|
| 1.  | Vanderbilt             | 31        | 166        | 415        | .400        |
| 2.  | Missouri               | 31        | 292        | 782        | .373        |
| 3.  | Tennessee              | 35        | 160        | 444        | .360        |
| 4.  | Arkansas               | 30        | 177        | 508        | .348        |
| 5.  | South Carolina         | 34        | 133        | 383        | .347        |
| 6.  | Kentucky               | 35        | 192        | 564        | .340        |
| 7.  | LSU                    | 34        | 136        | 401        | .339        |
| 8.  | Florida                | 33        | 188        | 579        | .325        |
| 9.  | Alabama                | 30        | 174        | 545        | .319        |
| 10. | <b>Mississippi St.</b> | <b>36</b> | <b>114</b> | <b>377</b> | <b>.302</b> |
| 11. | Texas A&M              | 36        | 83         | 275        | .302        |
| 12. | Georgia                | 32        | 172        | 573        | .300        |
| 13. | Ole Miss               | 32        | 168        | 567        | .296        |
| 14. | Auburn                 | 34        | 98         | 372        | .263        |

## 3-POINT FG PCT DEFENSE

| ##  | Team                   | G         | FG         | FGA        | Pct         |
|-----|------------------------|-----------|------------|------------|-------------|
| 1.  | Texas A&M              | 36        | 130        | 494        | .263        |
| 2.  | Missouri               | 31        | 162        | 567        | .286        |
| 3.  | South Carolina         | 34        | 127        | 437        | .291        |
| 4.  | Kentucky               | 35        | 153        | 526        | .291        |
| 5.  | Alabama                | 30        | 156        | 521        | .299        |
| 6.  | Georgia                | 32        | 142        | 471        | .301        |
| 7.  | Arkansas               | 30        | 125        | 407        | .307        |
| 8.  | LSU                    | 34        | 204        | 661        | .309        |
| 9.  | Tennessee              | 35        | 186        | 602        | .309        |
| 10. | Vanderbilt             | 31        | 155        | 497        | .312        |
| 11. | Auburn                 | 34        | 185        | 590        | .314        |
| 12. | Ole Miss               | 32        | 171        | 542        | .315        |
| 13. | <b>Mississippi St.</b> | <b>36</b> | <b>133</b> | <b>407</b> | <b>.327</b> |
| 14. | Florida                | 33        | 200        | 608        | .329        |

## 3-POINT FG MADE

| ##  | Team                   | G         | 3FG        | Avg/G       |
|-----|------------------------|-----------|------------|-------------|
| 1.  | Missouri               | 31        | 292        | 9.42        |
| 2.  | Arkansas               | 30        | 177        | 5.90        |
| 3.  | Alabama                | 30        | 174        | 5.80        |
| 4.  | Florida                | 33        | 188        | 5.70        |
| 5.  | Kentucky               | 35        | 192        | 5.49        |
| 6.  | Georgia                | 32        | 172        | 5.38        |
| 7.  | Vanderbilt             | 31        | 166        | 5.35        |
| 8.  | Ole Miss               | 32        | 168        | 5.25        |
| 9.  | Tennessee              | 35        | 160        | 4.57        |
| 10. | LSU                    | 34        | 136        | 4.00        |
| 11. | South Carolina         | 34        | 133        | 3.91        |
| 12. | <b>Mississippi St.</b> | <b>36</b> | <b>114</b> | <b>3.17</b> |
| 13. | Auburn                 | 34        | 98         | 2.88        |
| 14. | Texas A&M              | 36        | 83         | 2.31        |

## REBOUNDING OFFENSE

| ##  | Team                   | G         | Reb         | Avg/G       |
|-----|------------------------|-----------|-------------|-------------|
| 1.  | Tennessee              | 35        | 1595        | 45.6        |
| 2.  | Kentucky               | 35        | 1513        | 43.2        |
| 3.  | Texas A&M              | 36        | 1486        | 41.3        |
| 4.  | South Carolina         | 34        | 1393        | 41.0        |
| 5.  | Ole Miss               | 32        | 1295        | 40.5        |
| 6.  | Georgia                | 32        | 1282        | 40.1        |
| 7.  | LSU                    | 34        | 1361        | 40.0        |
| 8.  | Missouri               | 31        | 1238        | 39.9        |
| 9.  | Auburn                 | 34        | 1340        | 39.4        |
| 10. | <b>Mississippi St.</b> | <b>36</b> | <b>1410</b> | <b>39.2</b> |
| 11. | Alabama                | 30        | 1140        | 38.0        |
| 12. | Arkansas               | 30        | 1082        | 36.1        |
| 13. | Florida                | 33        | 1190        | 36.1        |
| 14. | Vanderbilt             | 31        | 1067        | 34.4        |

## REBOUNDING DEFENSE

| ##  | Team                   | G         | Reb         | Avg/G       |
|-----|------------------------|-----------|-------------|-------------|
| 1.  | Vanderbilt             | 31        | 996         | 32.1        |
| 2.  | South Carolina         | 34        | 1095        | 32.2        |
| 3.  | Tennessee              | 35        | 1196        | 34.2        |
| 4.  | Georgia                | 32        | 1113        | 34.8        |
| 5.  | Arkansas               | 30        | 1052        | 35.1        |
| 6.  | Auburn                 | 34        | 1218        | 35.8        |
| 7.  | Texas A&M              | 36        | 1298        | 36.1        |
| 8.  | <b>Mississippi St.</b> | <b>36</b> | <b>1317</b> | <b>36.6</b> |
| 9.  | LSU                    | 34        | 1246        | 36.6        |
| 10. | Missouri               | 31        | 1159        | 37.4        |
| 11. | Kentucky               | 35        | 1354        | 38.7        |
| 12. | Alabama                | 30        | 1187        | 39.6        |
| 13. | Florida                | 33        | 1322        | 40.1        |
| 14. | Ole Miss               | 32        | 1365        | 42.7        |

## REBOUNDING MARGIN

| ##  | Team                   | G         | TEAM        | Avg         | OPP         | Avg         | Margin      |
|-----|------------------------|-----------|-------------|-------------|-------------|-------------|-------------|
| 1.  | Tennessee              | 35        | 1595        | 45.6        | 1196        | 34.2        | +11.4       |
| 2.  | South Carolina         | 34        | 1393        | 41.0        | 1095        | 32.2        | +8.8        |
| 3.  | Georgia                | 32        | 1282        | 40.1        | 1113        | 34.8        | +5.3        |
| 4.  | Texas A&M              | 36        | 1486        | 41.3        | 1298        | 36.1        | +5.2        |
| 5.  | Kentucky               | 35        | 1513        | 43.2        | 1354        | 38.7        | +4.5        |
| 6.  | Auburn                 | 34        | 1340        | 39.4        | 1218        | 35.8        | +3.6        |
| 7.  | LSU                    | 34        | 1361        | 40.0        | 1246        | 36.6        | +3.4        |
| 8.  | <b>Mississippi St.</b> | <b>36</b> | <b>1410</b> | <b>39.2</b> | <b>1317</b> | <b>36.6</b> | <b>+2.6</b> |
| 9.  | Missouri               | 31        | 1238        | 39.9        | 1159        | 37.4        | +2.5        |
| 10. | Vanderbilt             | 31        | 1067        | 34.4        | 996         | 32.1        | +2.3        |
| 11. | Arkansas               | 30        | 1082        | 36.1        | 1052        | 35.1        | +1.0        |
| 12. | Alabama                | 30        | 1140        | 38.0        | 1187        | 39.6        | -1.6        |
| 13. | Ole Miss               | 32        | 1295        | 40.5        | 1365        | 42.7        | -2.2        |
| 14. | Florida                | 33        | 1190        | 36.1        | 1322        | 40.1        | -4.0        |

## BLOCKED SHOTS

| ##  | Team                   | G         | Blocks     | Avg/G       |
|-----|------------------------|-----------|------------|-------------|
| 1.  | South Carolina         | 34        | 240        | 7.06        |
| 2.  | Auburn                 | 34        | 166        | 4.88        |
| 3.  | Texas A&M              | 36        | 175        | 4.86        |
| 4.  | Arkansas               | 30        | 139        | 4.63        |
| 5.  | <b>Mississippi St.</b> | <b>36</b> | <b>158</b> | <b>4.39</b> |
| 6.  | LSU                    | 34        | 138        | 4.06        |
| 7.  | Kentucky               | 35        | 141        | 4.03        |
| 8.  | Tennessee              | 35        | 135        | 3.86        |
| 9.  | Missouri               | 31        | 102        | 3.29        |
| 10. | Alabama                | 30        | 91         | 3.03        |
| 11. | Florida                | 33        | 94         | 2.85        |
| 12. | Georgia                | 32        | 88         | 2.75        |
| 13. | Ole Miss               | 32        | 80         | 2.50        |
| 14. | Vanderbilt             | 31        | 24         | 0.77        |

## ASSISTS

| ##  | Team                   | G         | Assists    | Avg/G        |
|-----|------------------------|-----------|------------|--------------|
| 1.  | Texas A&M              | 36        | 583        | 16.19        |
| 2.  | Vanderbilt             | 31        | 493        | 15.90        |
| 3.  | Missouri               | 31        | 479        | 15.45        |
| 4.  | Tennessee              | 35        | 536        | 15.31        |
| 5.  | Arkansas               | 30        | 452        | 15.07        |
| 6.  | Auburn                 | 34        | 505        | 14.85        |
| 7.  | South Carolina         | 34        | 496        | 14.59        |
| 8.  | Kentucky               | 35        | 496        | 14.17        |
| 9.  | <b>Mississippi St.</b> | <b>36</b> | <b>509</b> | <b>14.14</b> |
| 10. | Georgia                | 32        | 444        | 13.88        |
| 11. | Florida                | 33        | 454        | 13.76        |
| 12. | Ole Miss               | 32        | 424        | 13.25        |
| 13. | LSU                    | 34        | 426        | 12.53        |
| 14. | Alabama                | 30        | 341        | 11.37        |

## STEALS

| ##  | Team                   | G         | Steals     | Avg/G       |
|-----|------------------------|-----------|------------|-------------|
| 1.  | Auburn                 | 34        | 354        | 10.41       |
| 2.  | Kentucky               | 35        | 343        | 9.80        |
| 3.  | <b>Mississippi St.</b> | <b>36</b> | <b>347</b> | <b>9.64</b> |
| 4.  | Florida                | 33        | 306        | 9.27        |
| 5.  | Arkansas               | 30        | 277        | 9.23        |
| 6.  | Georgia                | 32        | 283        | 8.84        |
| 7.  | LSU                    | 34        | 281        | 8.26        |
| 8.  | Tennessee              | 35        | 273        | 7.80        |
| 9.  | Texas A&M              | 36        | 278        | 7.72        |
| 10. | Vanderbilt             | 31        | 230        | 7.42        |
| 11. | Alabama                | 30        | 222        | 7.40        |
| 12. | Ole Miss               | 32        | 232        | 7.25        |
| 13. | Missouri               | 31        | 198        | 6.39        |
| 14. | South Carolina         | 34        | 202        | 5.94        |

## TURNOVER MARGIN

| ##  | Team                   | G         | TEAM       | Avg         | OPP        | Avg         | Margin       |
|-----|------------------------|-----------|------------|-------------|------------|-------------|--------------|
| 1.  | Arkansas               | 30        | 395        | 13.2        | 579        | 19.3        | +6.13        |
| 2.  | <b>Mississippi St.</b> | <b>36</b> | <b>583</b> | <b>16.2</b> | <b>773</b> | <b>21.5</b> | <b>+5.28</b> |
| 3.  | Kentucky               | 35        | 543        | 15.5        | 699        | 20.0        | +4.46        |
| 4.  | Florida                | 33        | 557        | 16.9        | 648        | 19.6        | +2.76        |
| 5.  | Auburn                 | 34        | 593        | 17.4        | 659        | 19.4        | +1.94        |
| 6.  | Georgia                | 32        | 514        | 16.1        | 561        | 17.5        | +1.47        |
| 7.  | LSU                    | 34        | 580        | 17.1        | 621        | 18.3        | +1.21        |
| 8.  | Ole Miss               | 32        | 432        | 13.5        | 467        | 14.6        | +1.09        |
| 9.  | Texas A&M              | 36        | 550        | 15.3        | 581        | 16.1        | +0.86        |
| 10. | Vanderbilt             | 31        | 528        | 17.0        | 551        | 17.8        | +0.74        |
| 11. | Alabama                | 30        | 479        | 16.0        | 471        | 15.7        | -0.27        |
| 12. | Tennessee              | 35        | 579        | 16.5        | 547        | 15.6        | -0.91        |
| 13. | South Carolina         | 34        | 485        | 14.3        | 435        | 12.8        | -1.47        |
| 14. | Missouri               | 31        | 502        | 16.2        | 425        | 13.7        | -2.48        |

## ASSIST/TURNOVER RATIO

| ##  | Team                   | G         | Asst       | Avg         | Turn       | Avg         | Ratio       |
|-----|------------------------|-----------|------------|-------------|------------|-------------|-------------|
| 1.  | Arkansas               | 30        | 452        | 15.1        | 395        | 13.2        | 1.14        |
| 2.  | Texas A&M              | 36        | 583        | 16.2        | 550        | 15.3        | 1.06        |
| 3.  | South Carolina         | 34        | 496        | 14.6        | 485        | 14.3        | 1.02        |
| 4.  | Ole Miss               | 32        | 424        | 13.3        | 432        | 13.5        | 0.98        |
| 5.  | Missouri               | 31        | 479        | 15.5        | 502        | 16.2        | 0.95        |
| 6.  | Vanderbilt             | 31        | 493        | 15.9        | 528        | 17.0        | 0.93        |
| 7.  | Tennessee              | 35        | 536        | 15.3        | 579        | 16.5        | 0.93        |
| 8.  | Kentucky               | 35        | 496        | 14.2        | 543        | 15.5        | 0.91        |
| 9.  | <b>Mississippi St.</b> | <b>36</b> | <b>509</b> | <b>14.1</b> | <b>583</b> | <b>16.2</b> | <b>0.87</b> |
| 10. | Georgia                | 32        | 444        | 13.9        | 514        | 16.1        | 0.86        |
| 11. | Auburn                 | 34        | 505        | 14.9        | 593        | 17.4        | 0.85        |
| 12. | Florida                | 33        | 454        | 13.8        | 557        | 16.9        | 0.82        |
| 13. | LSU                    | 34        | 426        | 12.5        | 580        | 17.1        | 0.73        |
| 14. | Alabama                | 30        | 341        | 11.4        | 479        | 16.0        | 0.71        |

## OFFENSIVE REBOUNDS

| ##  | Team                   | G         | No.        | Avg/G        |
|-----|------------------------|-----------|------------|--------------|
| 1.  | Kentucky               | 35        | 570        | 16.29        |
| 2.  | Tennessee              | 35        | 567        | 16.20        |
| 3.  | <b>Mississippi St.</b> | <b>36</b> | <b>571</b> | <b>15.86</b> |
| 4.  | Ole Miss               | 32        | 504        | 15.75        |
| 5.  | LSU                    | 34        | 516        | 15.18        |
| 6.  | Auburn                 | 34        | 512        | 15.06        |
| 7.  | Georgia                | 32        | 481        | 15.03        |
| 8.  | Alabama                | 30        | 411        | 13.70        |
| 9.  | Texas A&M              | 36        | 487        | 13.53        |
| 10. | Arkansas               | 30        | 394        | 13.13        |
| 11. | South Carolina         | 34        | 414        | 12.18        |
| 12. | Missouri               | 31        | 370        | 11.94        |
| 13. | Vanderbilt             | 31        | 362        | 11.68        |
| 14. | Florida                | 33        | 370        | 11.21        |

## DEFENSIVE REBOUNDS

| ##  | Team                   | G         | No.        | Avg/G        |
|-----|------------------------|-----------|------------|--------------|
| 1.  | Tennessee              | 35        | 1028       | 29.37        |
| 2.  | South Carolina         | 34        | 979        | 28.79        |
| 3.  | Missouri               | 31        | 868        | 28.00        |
| 4.  | Texas A&M              | 36        | 999        | 27.75        |
| 5.  | Kentucky               | 35        | 943        | 26.94        |
| 6.  | Georgia                | 32        | 801        | 25.03        |
| 7.  | LSU                    | 34        | 845        | 24.85        |
| 8.  | Florida                | 33        | 820        | 24.85        |
| 9.  | Ole Miss               | 32        | 791        | 24.72        |
| 10. | Auburn                 | 34        | 828        | 24.35        |
| 11. | Alabama                | 30        | 729        | 24.30        |
| 12. | <b>Mississippi St.</b> | <b>36</b> | <b>839</b> | <b>23.31</b> |
| 13. | Arkansas               | 30        | 688        | 22.93        |
| 14. | Vanderbilt             | 31        | 705        | 22.74        |



# SEC INDIVIDUAL STATISTICS

To be ranked, a player must appear in at least 75.0% of their team's games.

## SCORING

| ##  | Player-Team            | Cl        | G         | FG         | 3FG       | FT         | Pts        | Avg/G       |
|-----|------------------------|-----------|-----------|------------|-----------|------------|------------|-------------|
| 1.  | Christina Foggie-VU    | SR        | 31        | 185        | 82        | 137        | 589        | 19.0        |
| 2.  | Bri Kulas-MO           | SR        | 31        | 192        | 55        | 129        | 568        | 18.3        |
| 3.  | Tyrese Tanner-AU       | SR        | 33        | 208        | 4         | 141        | 561        | 17.0        |
|     | Valencia McFarland-UM  | SR        | 32        | 193        | 39        | 119        | 544        | 17.0        |
| 5.  | Meighan Simmons-UT     | SR        | 35        | 203        | 72        | 99         | 577        | 16.5        |
| 6.  | Tia Faleru-UM          | JR        | 30        | 184        | 3         | 122        | 493        | 16.4        |
| 7.  | Jessica Jackson-AR     | FR        | 30        | 163        | 48        | 111        | 485        | 16.2        |
| 8.  | Courtney Walker-TAMU   | SO        | 36        | 234        | 12        | 83         | 563        | 15.6        |
| 9.  | Jaterra Bonds-UF       | SR        | 33        | 170        | 8         | 166        | 514        | 15.6        |
| 10. | Tiffany Mitchell-SC    | SO        | 34        | 165        | 40        | 157        | 527        | 15.5        |
| 11. | Theresa Plaisance-LSU  | SR        | 34        | 188        | 24        | 120        | 520        | 15.3        |
| 12. | <b>Martha Alwal-MS</b> | <b>JR</b> | <b>36</b> | <b>195</b> | <b>0</b>  | <b>148</b> | <b>538</b> | <b>14.9</b> |
| 13. | Shafontaye Myers-UA    | SR        | 29        | 148        | 84        | 46         | 426        | 14.7        |
| 14. | Courtney Williams-TAMU | SO        | 35        | 187        | 19        | 92         | 485        | 13.9        |
| 15. | Daisha Simmons-UA      | JR        | 30        | 148        | 28        | 89         | 413        | 13.8        |
| 16. | Jasmine Lister-VU      | SR        | 31        | 150        | 51        | 75         | 426        | 13.7        |
| 17. | Aleighsa Welch-SC      | JR        | 34        | 175        | 1         | 116        | 467        | 13.7        |
| 18. | Isabelle Harrison-UT   | JR        | 35        | 183        | 0         | 109        | 475        | 13.6        |
| 19. | Morgan Eye-MO          | JR        | 31        | 130        | 108       | 32         | 400        | 12.9        |
| 20. | Jennifer O'Neill-UK    | JR        | 35        | 138        | 55        | 110        | 441        | 12.6        |
| 21. | Denesha Stallworth-UK  | SR        | 30        | 151        | 6         | 66         | 374        | 12.5        |
| 22. | Ashley Williams-UA     | FR        | 30        | 133        | 0         | 107        | 373        | 12.4        |
| 23. | Alaina Coates-SC       | FR        | 34        | 148        | 0         | 121        | 417        | 12.3        |
| 24. | Shacobia Barbee-UG     | SO        | 30        | 137        | 25        | 68         | 367        | 12.2        |
| 25. | Kayla Lewis-UF         | JR        | 33        | 153        | 4         | 91         | 401        | 12.2        |
| 26. | <b>Kendra Grant-MS</b> | <b>JR</b> | <b>36</b> | <b>142</b> | <b>30</b> | <b>97</b>  | <b>411</b> | <b>11.4</b> |
| 27. | Brandy Montgomery-AU   | FR        | 33        | 137        | 50        | 51         | 375        | 11.4        |
| 28. | Jeanne Kenney-LSU      | SR        | 33        | 114        | 71        | 75         | 374        | 11.3        |
| 29. | Karla Gilbert-TAMU     | SR        | 36        | 145        | 0         | 116        | 406        | 11.3        |
| 30. | Erika Ford-UG          | JR        | 32        | 138        | 35        | 38         | 349        | 10.9        |

## REBOUNDING

| ##  | Player-Team            | Cl        | G         | OFF        | DEF        | TOT        | Avg/G      |
|-----|------------------------|-----------|-----------|------------|------------|------------|------------|
| 1.  | Tia Faleru-UM          | JR        | 30        | 117        | 166        | 283        | 9.4        |
| 2.  | Isabelle Harrison-UT   | JR        | 35        | 109        | 217        | 326        | 9.3        |
| 3.  | <b>Martha Alwal-MS</b> | <b>JR</b> | <b>36</b> | <b>121</b> | <b>196</b> | <b>317</b> | <b>8.8</b> |
| 4.  | Samarie Walker-UK      | SR        | 35        | 104        | 201        | 305        | 8.7        |
| 5.  | Kayla Lewis-UF         | JR        | 33        | 88         | 199        | 287        | 8.7        |
| 6.  | Alaina Coates-SC       | FR        | 34        | 82         | 203        | 285        | 8.4        |
| 7.  | Theresa Plaisance-LSU  | SR        | 34        | 98         | 171        | 269        | 7.9        |
| 8.  | Shacobia Barbee-UG     | SO        | 30        | 82         | 154        | 236        | 7.9        |
| 9.  | Aleighsa Welch-SC      | JR        | 34        | 107        | 153        | 260        | 7.6        |
| 10. | Karla Gilbert-TAMU     | SR        | 36        | 98         | 171        | 269        | 7.5        |
| 11. | Cierra Burdick-UT      | JR        | 35        | 82         | 174        | 256        | 7.3        |
| 12. | Krista Donald-UG       | JR        | 32        | 87         | 136        | 223        | 7.0        |
| 13. | Jordan Frericks-MO     | FR        | 31        | 73         | 142        | 215        | 6.9        |
| 14. | Denesha Stallworth-UK  | SR        | 30        | 70         | 138        | 208        | 6.9        |
| 15. | Danielle Ballard-LSU   | SO        | 30        | 82         | 124        | 206        | 6.9        |
| 16. | Achiri Ade-TAMU        | JR        | 36        | 104        | 141        | 245        | 6.8        |
| 17. | Bashaara Graves-UT     | SO        | 35        | 111        | 127        | 238        | 6.8        |
| 18. | Bri Kulas-MO           | SR        | 31        | 50         | 158        | 208        | 6.7        |
| 19. | Ashley Williams-UA     | FR        | 30        | 88         | 110        | 198        | 6.6        |
| 20. | Tyrese Tanner-AU       | SR        | 33        | 78         | 131        | 209        | 6.3        |

## FIELD GOAL PCT (Min. 5.0 made per game)

| ##  | Player-Team            | Cl        | G         | FG         | FGA        | Pct         |
|-----|------------------------|-----------|-----------|------------|------------|-------------|
| 1.  | Isabelle Harrison-UT   | JR        | 35        | 183        | 317        | .577        |
| 2.  | Aleighsa Welch-SC      | JR        | 34        | 175        | 305        | .574        |
| 3.  | Denesha Stallworth-UK  | SR        | 30        | 151        | 288        | .524        |
| 4.  | <b>Martha Alwal-MS</b> | <b>JR</b> | <b>36</b> | <b>195</b> | <b>396</b> | <b>.492</b> |
| 5.  | Tia Faleru-UM          | JR        | 30        | 184        | 394        | .467        |
| 6.  | Courtney Walker-TAMU   | SO        | 36        | 234        | 506        | .462        |
| 7.  | Jaterra Bonds-UF       | SR        | 33        | 170        | 370        | .459        |
| 8.  | Christina Foggie-VU    | SR        | 31        | 185        | 406        | .456        |
| 9.  | Bri Kulas-MO           | SR        | 31        | 192        | 441        | .435        |
| 10. | Theresa Plaisance-LSU  | SR        | 34        | 188        | 443        | .424        |
| 11. | Tyrese Tanner-AU       | SR        | 33        | 208        | 491        | .424        |
| 12. | Jessica Jackson-AR     | FR        | 30        | 163        | 385        | .423        |

|     |                        |    |    |     |     |      |
|-----|------------------------|----|----|-----|-----|------|
| 13. | Meighan Simmons-UT     | SR | 35 | 203 | 488 | .416 |
| 14. | Valencia McFarland-UM  | SR | 32 | 193 | 466 | .414 |
| 15. | Courtney Williams-TAMU | SO | 35 | 187 | 454 | .412 |

## ASSISTS

| ##  | Player-Team           | Cl        | G         | Asst       | Avg/G       |
|-----|-----------------------|-----------|-----------|------------|-------------|
| 1.  | Jordan Jones-TAMU     | SO        | 36        | 261        | 7.25        |
| 2.  | Calli Berna-AR        | JR        | 30        | 205        | 6.83        |
| 3.  | Valencia McFarland-UM | SR        | 32        | 201        | 6.28        |
| 4.  | Lianna Doty-MO        | SO        | 31        | 175        | 5.65        |
| 5.  | <b>Katia May-MS</b>   | <b>SR</b> | <b>36</b> | <b>175</b> | <b>4.86</b> |
| 6.  | Jasmine Lister-VU     | SR        | 31        | 144        | 4.65        |
| 7.  | Daisha Simmons-UA     | JR        | 30        | 128        | 4.27        |
| 8.  | Jaterra Bonds-UF      | SR        | 33        | 137        | 4.15        |
| 9.  | Cassie Peoples-UF     | SO        | 33        | 121        | 3.67        |
| 10. | Jeanne Kenney-LSU     | SR        | 33        | 115        | 3.48        |
| 11. | Tiffany Mitchell-SC   | SO        | 34        | 118        | 3.47        |
| 12. | Kiani Parker-AU       | JR        | 34        | 113        | 3.32        |
| 13. | Christina Foggie-VU   | SR        | 31        | 99         | 3.19        |
| 14. | Shacobia Barbee-UG    | SO        | 30        | 95         | 3.17        |
| 15. | Khaalidah Miller-UG   | SR        | 32        | 99         | 3.09        |

## FREE THROW PCT (Min. 2.5 made per game)

| ##  | Player-Team                    | Cl        | G         | FTM        | FTA        | Pct         |
|-----|--------------------------------|-----------|-----------|------------|------------|-------------|
| 1.  | Bria Goss-UK                   | JR        | 35        | 127        | 141        | .901        |
| 2.  | Bri Kulas-MO                   | SR        | 31        | 129        | 155        | .832        |
| 3.  | Meighan Simmons-UT             | SR        | 35        | 99         | 119        | .832        |
| 4.  | Jaterra Bonds-UF               | SR        | 33        | 166        | 206        | .806        |
| 5.  | Jessica Jackson-AR             | FR        | 30        | 111        | 138        | .804        |
| 6.  | <b>Kendra Grant-MS</b>         | <b>JR</b> | <b>36</b> | <b>97</b>  | <b>122</b> | <b>.795</b> |
| 7.  | Tiffany Mitchell-SC            | SO        | 34        | 157        | 198        | .793        |
| 8.  | Cassie Peoples-UF              | SO        | 33        | 86         | 110        | .782        |
| 9.  | Theresa Plaisance-LSU          | SR        | 34        | 120        | 163        | .736        |
| 10. | Valencia McFarland-UM          | SR        | 32        | 119        | 164        | .726        |
| 11. | Christina Foggie-VU            | SR        | 31        | 137        | 190        | .721        |
| 12. | Diara Moore-UM                 | SR        | 31        | 103        | 143        | .720        |
| 13. | Khadijah Sessions-SC           | SO        | 29        | 74         | 103        | .718        |
| 14. | <b>Dominique Dillingham-MS</b> | <b>FR</b> | <b>36</b> | <b>109</b> | <b>153</b> | <b>.712</b> |
| 15. | Karla Gilbert-TAMU             | SR        | 36        | 116        | 163        | .712        |

## STEALS

| ##  | Player-Team               | Cl        | G         | Stl       | Avg/G       |
|-----|---------------------------|-----------|-----------|-----------|-------------|
| 1.  | Shacobia Barbee-UG        | SO        | 30        | 79        | 2.63        |
| 2.  | Hasina Muhammad-AU        | JR        | 27        | 64        | 2.37        |
| 3.  | Jordan Jones-TAMU         | SO        | 36        | 81        | 2.25        |
| 4.  | <b>Savannah Carter-MS</b> | <b>JR</b> | <b>36</b> | <b>78</b> | <b>2.17</b> |
| 5.  | Calli Berna-AR            | JR        | 30        | 60        | 2.00        |
| 6.  | Tyrese Tanner-AU          | SR        | 33        | 61        | 1.85        |
| 7.  | Tiffany Mitchell-SC       | SO        | 34        | 62        | 1.82        |
| 8.  | Valencia McFarland-UM     | SR        | 32        | 58        | 1.81        |
| 9.  | Raigyne Moncrief-LSU      | FR        | 31        | 56        | 1.81        |
| 10. | Daisha Simmons-UA         | JR        | 30        | 54        | 1.80        |
| 11. | Lianna Doty-MO            | SO        | 31        | 53        | 1.71        |
| 12. | Tia Faleru-UM             | JR        | 30        | 50        | 1.67        |
| 13. | Cassie Peoples-UF         | SO        | 33        | 53        | 1.61        |
|     | Dashawn Harden-LSU        | JR        | 33        | 53        | 1.61        |
| 15. | Andraya Carter-UT         | FR        | 35        | 56        | 1.60        |

### 3-POINT FG PCT (Min. 2.0 made per game)

| ## | Player-Team         | Cl | G  | 3FG | FGA | Pct  |
|----|---------------------|----|----|-----|-----|------|
| 1. | Morgan Eye-MO       | JR | 31 | 108 | 253 | .427 |
| 2. | Shafontaye Myers-UA | SR | 29 | 84  | 212 | .396 |
| 3. | Jeanne Kenney-LSU   | SR | 33 | 71  | 181 | .392 |
| 4. | Christina Foggie-VU | SR | 31 | 82  | 210 | .390 |
| 5. | Meighan Simmons-UT  | SR | 35 | 72  | 200 | .360 |

### 3-POINT FG MADE

| ##  | Player-Team          | Cl | G  | 3FG | Avg/G |
|-----|----------------------|----|----|-----|-------|
| 1.  | Morgan Eye-MO        | JR | 31 | 108 | 3.48  |
| 2.  | Shafontaye Myers-UA  | SR | 29 | 84  | 2.90  |
| 3.  | Christina Foggie-VU  | SR | 31 | 82  | 2.65  |
| 4.  | Jeanne Kenney-LSU    | SR | 33 | 71  | 2.15  |
| 5.  | Meighan Simmons-UT   | SR | 35 | 72  | 2.06  |
| 6.  | Gracie Frizzell-UM   | SO | 32 | 58  | 1.81  |
| 7.  | Bri Kulas-MO         | SR | 31 | 55  | 1.77  |
| 8.  | Morgan Stock-MO      | SO | 31 | 51  | 1.65  |
|     | Jasmine Lister-VU    | SR | 31 | 51  | 1.65  |
| 10. | Jessica Jackson-AR   | FR | 30 | 48  | 1.60  |
| 11. | Jennifer O'Neill-UK  | JR | 35 | 55  | 1.57  |
| 12. | Khaalidah Miller-UG  | SR | 32 | 49  | 1.53  |
| 13. | Carlie Needles-UF    | SO | 33 | 50  | 1.52  |
|     | Brandy Montgomery-AU | FR | 33 | 50  | 1.52  |
|     | Lily Svete-UF        | SR | 33 | 50  | 1.52  |

### BLOCKED SHOTS

| ##  | Player-Team            | Cl        | G         | Blk       | Avg/G       |
|-----|------------------------|-----------|-----------|-----------|-------------|
| 1.  | <b>Martha Alwal-MS</b> | <b>JR</b> | <b>36</b> | <b>97</b> | <b>2.69</b> |
| 2.  | Elem Ibiam-SC          | JR        | 34        | 83        | 2.44        |
| 3.  | Alaina Coates-SC       | FR        | 34        | 73        | 2.15        |
| 4.  | Hasina Muhammad-AU     | JR        | 27        | 56        | 2.07        |
| 5.  | Karla Gilbert-TAMU     | SR        | 36        | 68        | 1.89        |
| 6.  | Shanece Mckinney-LSU   | SR        | 34        | 56        | 1.65        |
| 7.  | Jessica Jackson-AR     | FR        | 30        | 45        | 1.50        |
| 8.  | Aleighsa Welch-SC      | JR        | 34        | 47        | 1.38        |
| 9.  | Theresa Plaisance-LSU  | SR        | 34        | 46        | 1.35        |
| 10. | Ronni Williams-UF      | FR        | 33        | 43        | 1.30        |
| 11. | Tra'Cee Tanner-AU      | SO        | 34        | 42        | 1.24        |
| 12. | Jordan Frericks-MO     | FR        | 31        | 38        | 1.23        |
| 13. | Tyrese Tanner-AU       | SR        | 33        | 39        | 1.18        |
| 14. | Azia Bishop-UK         | JR        | 35        | 41        | 1.17        |
| 15. | Denesha Stallworth-UK  | SR        | 30        | 35        | 1.17        |

### ASSIST/TURNOVER RATIO (Min. 3.0 assists/game)

| ##  | Player-Team           | Cl        | G         | Asst       | Avg        | Turn       | Avg        | Ratio       |
|-----|-----------------------|-----------|-----------|------------|------------|------------|------------|-------------|
| 1.  | Calli Berna-AR        | JR        | 30        | 205        | 6.8        | 72         | 2.4        | 2.85        |
| 2.  | Jordan Jones-TAMU     | SO        | 36        | 261        | 7.3        | 111        | 3.1        | 2.35        |
| 3.  | Valencia McFarland-UM | SR        | 32        | 201        | 6.3        | 100        | 3.1        | 2.01        |
| 4.  | Jasmine Lister-VU     | SR        | 31        | 144        | 4.6        | 81         | 2.6        | 1.78        |
| 5.  | Lianna Doty-MO        | SO        | 31        | 175        | 5.6        | 100        | 3.2        | 1.75        |
| 6.  | <b>Katia May-MS</b>   | <b>SR</b> | <b>36</b> | <b>175</b> | <b>4.9</b> | <b>109</b> | <b>3.0</b> | <b>1.61</b> |
| 7.  | Shacobia Barbee-UG    | SO        | 30        | 95         | 3.2        | 65         | 2.2        | 1.46        |
| 8.  | Khaalidah Miller-UG   | SR        | 32        | 99         | 3.1        | 74         | 2.3        | 1.34        |
| 9.  | Kiani Parker-AU       | JR        | 34        | 113        | 3.3        | 86         | 2.5        | 1.31        |
| 10. | Daisha Simmons-UA     | JR        | 30        | 128        | 4.3        | 103        | 3.4        | 1.24        |
| 11. | Jeanne Kenney-LSU     | SR        | 33        | 115        | 3.5        | 93         | 2.8        | 1.24        |
| 12. | Cassie Peoples-UF     | SO        | 33        | 121        | 3.7        | 98         | 3.0        | 1.23        |
| 13. | Tiffany Mitchell-SC   | SO        | 34        | 118        | 3.5        | 97         | 2.9        | 1.22        |
| 14. | Christina Foggie-VU   | SR        | 31        | 99         | 3.2        | 83         | 2.7        | 1.19        |
| 15. | Jaterra Bonds-UF      | SR        | 33        | 137        | 4.2        | 125        | 3.8        | 1.10        |

### OFFENSIVE REBOUNDS

| ##  | Player-Team            | Cl        | G         | No.        | Avg/G       |
|-----|------------------------|-----------|-----------|------------|-------------|
| 1.  | Tia Faleru-UM          | JR        | 30        | 117        | 3.90        |
| 2.  | <b>Martha Alwal-MS</b> | <b>JR</b> | <b>36</b> | <b>121</b> | <b>3.36</b> |
| 3.  | Bashaara Graves-UT     | SO        | 35        | 111        | 3.17        |
| 4.  | Aleighsa Welch-SC      | JR        | 34        | 107        | 3.15        |
| 5.  | Isabelle Harrison-UT   | JR        | 35        | 109        | 3.11        |
| 6.  | Samarie Walker-UK      | SR        | 35        | 104        | 2.97        |
| 7.  | Ashley Williams-UA     | FR        | 30        | 88         | 2.93        |
| 8.  | Achiri Ade-TAMU        | JR        | 36        | 104        | 2.89        |
| 9.  | Theresa Plaisance-LSU  | SR        | 34        | 98         | 2.88        |
| 10. | Danielle Ballard-LSU   | SO        | 30        | 82         | 2.73        |
|     | Shacobia Barbee-UG     | SO        | 30        | 82         | 2.73        |
| 12. | Karla Gilbert-TAMU     | SR        | 36        | 98         | 2.72        |
| 13. | Krista Donald-UG       | JR        | 32        | 87         | 2.72        |
| 14. | Kayla Lewis-UF         | JR        | 33        | 88         | 2.67        |
| 15. | Tra'Cee Tanner-AU      | SO        | 34        | 89         | 2.62        |

### DEFENSIVE REBOUNDS

| ##  | Player-Team            | Cl        | G         | No.        | Avg/G       |
|-----|------------------------|-----------|-----------|------------|-------------|
| 1.  | Isabelle Harrison-UT   | JR        | 35        | 217        | 6.20        |
| 2.  | Kayla Lewis-UF         | JR        | 33        | 199        | 6.03        |
| 3.  | Alaina Coates-SC       | FR        | 34        | 203        | 5.97        |
| 4.  | Samarie Walker-UK      | SR        | 35        | 201        | 5.74        |
| 5.  | Tia Faleru-UM          | JR        | 30        | 166        | 5.53        |
| 6.  | <b>Martha Alwal-MS</b> | <b>JR</b> | <b>36</b> | <b>196</b> | <b>5.44</b> |
| 7.  | Shacobia Barbee-UG     | SO        | 30        | 154        | 5.13        |
| 8.  | Bri Kulas-MO           | SR        | 31        | 158        | 5.10        |
| 9.  | Theresa Plaisance-LSU  | SR        | 34        | 171        | 5.03        |
| 10. | Cierra Burdick-UT      | JR        | 35        | 174        | 4.97        |
| 11. | Karla Gilbert-TAMU     | SR        | 36        | 171        | 4.75        |
| 12. | Denesha Stallworth-UK  | SR        | 30        | 138        | 4.60        |
| 13. | Jordan Frericks-MO     | FR        | 31        | 142        | 4.58        |
| 14. | Jessica Jackson-AR     | FR        | 30        | 136        | 4.53        |
| 15. | Aleighsa Welch-SC      | JR        | 34        | 153        | 4.50        |

### MINUTES PLAYED

| ##  | Player-Team            | Cl        | G         | Min         | Avg/G        |
|-----|------------------------|-----------|-----------|-------------|--------------|
| 1.  | Jasmine Lister-VU      | SR        | 31        | 1121        | 36.16        |
| 2.  | Valencia McFarland-UM  | SR        | 32        | 1155        | 36.09        |
| 3.  | Daisha Simmons-UA      | JR        | 30        | 1046        | 34.87        |
| 4.  | Jaterra Bonds-UF       | SR        | 33        | 1148        | 34.79        |
| 5.  | Christina Foggie-VU    | SR        | 31        | 1075        | 34.68        |
| 6.  | Calli Berna-AR         | JR        | 30        | 1032        | 34.40        |
| 7.  | Courtney Walker-TAMU   | SO        | 36        | 1210        | 33.61        |
| 8.  | <b>Martha Alwal-MS</b> | <b>JR</b> | <b>36</b> | <b>1197</b> | <b>33.25</b> |
| 9.  | Shafontaye Myers-UA    | SR        | 29        | 943         | 32.52        |
| 10. | Morgan Eye-MO          | JR        | 31        | 1008        | 32.52        |



## GAME 1 • NOVEMBER 8, 2013

Mississippi State 76  
Houston 68

### Mississippi State 76 • 1-0

| #  | Player               | Total  |        | 3-Ptr  |       | Rebounds |     |    | PF | TP | A  | T  | Bk | Stl | Min |
|----|----------------------|--------|--------|--------|-------|----------|-----|----|----|----|----|----|----|-----|-----|
|    |                      | FG-FGA | FG-FGA | FT-FTA | Off   | Def      | Tot |    |    |    |    |    |    |     |     |
| 03 | Breanna Richardson   | f      | 7-17   | 0-0    | 0-0   | 1        | 3   | 4  | 2  | 14 | 1  | 5  | 0  | 1   | 33  |
| 10 | Martha Alwal         | c      | 4-5    | 0-0    | 2-3   | 3        | 4   | 7  | 5  | 10 | 0  | 1  | 1  | 2   | 13  |
| 11 | Katia May            | g      | 1-12   | 0-2    | 1-2   | 0        | 1   | 1  | 3  | 3  | 11 | 0  | 0  | 2   | 38  |
| 14 | Kendra Grant         | g      | 5-12   | 0-3    | 3-4   | 2        | 0   | 2  | 3  | 13 | 1  | 3  | 0  | 0   | 24  |
| 51 | Savannah Carter      | g      | 3-7    | 1-2    | 5-8   | 6        | 3   | 9  | 4  | 12 | 2  | 2  | 0  | 1   | 26  |
| 00 | Dominique Dillingham | g      | 2-11   | 0-0    | 4-6   | 5        | 1   | 6  | 4  | 8  | 0  | 1  | 0  | 1   | 16  |
| 05 | Sherise Williams     | g      | 4-5    | 0-0    | 3-5   | 4        | 5   | 9  | 4  | 11 | 0  | 1  | 1  | 1   | 18  |
| 12 | Candace Foster       | g      | 1-1    | 0-0    | 0-0   | 0        | 0   | 0  | 0  | 2  | 1  | 1  | 0  | 0   | 7   |
| 13 | Ketara Chapel        | g      | 1-4    | 0-0    | 1-2   | 3        | 4   | 7  | 2  | 3  | 2  | 0  | 0  | 0   | 23  |
| 21 | Jerica James         | g      | 0-1    | 0-0    | 0-0   | 0        | 0   | 0  | 2  | 0  | 0  | 1  | 0  | 0   | 2   |
|    | Team                 |        |        |        |       | 3        | 6   | 9  |    |    |    |    |    |     |     |
|    | Totals               |        | 28-75  | 1-7    | 19-30 | 27       | 27  | 54 | 29 | 76 | 19 | 17 | 2  | 8   | 200 |

FG % 1st Half: 14-39 35.9% 2nd half: 14-36 38.9% Game: 28-75 37.3% Deadball Rebounds 5  
3FG % 1st Half: 0-5 0.0% 2nd half: 1-2 50.0% Game: 1-7 14.3%  
FT % 1st Half: 3-8 37.5% 2nd half: 16-22 72.7% Game: 19-30 63.3%

### Houston 68 • 0-1

| #  | Player           | Total  |        | 3-Ptr  |       | Rebounds |     |    | PF | TP | A  | T  | Bk | Stl | Min |
|----|------------------|--------|--------|--------|-------|----------|-----|----|----|----|----|----|----|-----|-----|
|    |                  | FG-FGA | FG-FGA | FT-FTA | Off   | Def      | Tot |    |    |    |    |    |    |     |     |
| 12 | Destini Texada   | f      | 1-5    | 0-0    | 2-3   | 5        | 3   | 8  | 3  | 4  | 2  | 3  | 0  | 0   | 19  |
| 22 | Marche' Amerson  | f      | 1-9    | 0-1    | 6-8   | 0        | 0   | 0  | 4  | 8  | 1  | 2  | 0  | 0   | 30  |
| 20 | Yasmeen Thompson | c      | 0-1    | 0-0    | 0-0   | 2        | 1   | 3  | 4  | 0  | 0  | 1  | 0  | 0   | 11  |
| 01 | Demetria Foreman | g      | 2-8    | 1-3    | 2-6   | 0        | 5   | 5  | 4  | 7  | 8  | 3  | 0  | 1   | 36  |
| 15 | Alexia Smith     | g      | 1-6    | 1-3    | 0-0   | 0        | 1   | 1  | 3  | 3  | 1  | 3  | 0  | 0   | 20  |
| 00 | Alexia Sanders   | g      | 0-0    | 0-0    | 4-4   | 1        | 0   | 1  | 0  | 4  | 0  | 0  | 0  | 0   | 8   |
| 03 | Bianca Winslow   | g      | 0-0    | 0-0    | 0-0   | 0        | 0   | 0  | 0  | 0  | 0  | 0  | 0  | 0   | 1   |
| 21 | Jessieka Palmer  | g      | 5-11   | 4-4    | 4-6   | 1        | 6   | 7  | 5  | 18 | 0  | 2  | 0  | 1   | 24  |
| 24 | Marissa Ashton   | g      | 3-8    | 1-3    | 3-4   | 3        | 3   | 6  | 1  | 10 | 0  | 3  | 2  | 1   | 24  |
| 25 | Mae Woods        | g      | 0-0    | 0-0    | 0-0   | 0        | 0   | 0  | 0  | 0  | 0  | 0  | 0  | 0   | 1   |
| 33 | Tyler Gilbert    | g      | 4-6    | 0-0    | 4-8   | 2        | 3   | 5  | 4  | 12 | 0  | 3  | 2  | 1   | 21  |
| 34 | Terran Alford    | g      | 1-3    | 0-0    | 0-0   | 1        | 2   | 3  | 0  | 2  | 0  | 0  | 0  | 0   | 5   |
|    | Team             |        |        |        |       | 3        | 2   | 5  |    |    |    |    |    |     |     |
|    | Totals           |        | 18-57  | 7-14   | 25-39 | 18       | 26  | 44 | 28 | 68 | 12 | 22 | 4  | 4   | 200 |

FG % 1st Half: 6-27 22.2% 2nd half: 12-30 40.0% Game: 18-57 31.6% Deadball Rebounds 8  
3FG % 1st Half: 2-7 28.6% 2nd half: 5-7 71.4% Game: 7-14 50.0%  
FT % 1st Half: 15-20 75.0% 2nd half: 10-19 52.6% Game: 25-39 64.1%

Officials: Bryan Brunette, Kevin Pethel, Charles Carroll  
Technical fouls: Mississippi State-None. Houston-None.  
Attendance: 609

| Score by periods  | 1st | 2nd | Total |
|-------------------|-----|-----|-------|
| Mississippi State | 31  | 45  | 76    |
| Houston           | 29  | 39  | 68    |

## GAME 2 • NOVEMBER 13, 2013

Jackson State 42  
Mississippi State 81

### Jackson State 42 • 0-3

| #  | Player               | Total  |        | 3-Ptr  |       | Rebounds |     |    | PF | TP | A  | T | Bk | Stl | Min |
|----|----------------------|--------|--------|--------|-------|----------|-----|----|----|----|----|---|----|-----|-----|
|    |                      | FG-FGA | FG-FGA | FT-FTA | Off   | Def      | Tot |    |    |    |    |   |    |     |     |
| 02 | Hardy-Fuller, Ayanna | f      | 3-6    | 0-0    | 4-5   | 1        | 2   | 3  | 3  | 10 | 0  | 2 | 1  | 2   | 22  |
| 23 | St. John, Ke'ra      | f      | 0-4    | 0-0    | 3-4   | 2        | 4   | 6  | 4  | 3  | 0  | 4 | 1  | 1   | 35  |
| 03 | Lynn, Ayanna         | g      | 0-2    | 0-0    | 0-0   | 0        | 1   | 1  | 0  | 0  | 1  | 4 | 0  | 0   | 9   |
| 05 | Ross, Alisa          | g      | 1-10   | 0-0    | 5-8   | 2        | 0   | 2  | 3  | 7  | 0  | 5 | 0  | 1   | 21  |
| 20 | Robinson, Bridget    | g      | 2-5    | 0-0    | 0-0   | 1        | 3   | 4  | 3  | 4  | 0  | 3 | 0  | 3   | 33  |
| 00 | Woodson, Radejah     | g      | 0-3    | 0-0    | 2-5   | 1        | 1   | 2  | 2  | 1  | 3  | 1 | 0  | 1   | 10  |
| 01 | Ndongo, Ekware       | g      | 3-12   | 0-2    | 4-6   | 3        | 0   | 3  | 3  | 10 | 0  | 3 | 0  | 1   | 18  |
| 04 | Brothern, Dominique  | g      | 2-4    | 0-0    | 0-0   | 0        | 1   | 1  | 3  | 4  | 0  | 4 | 0  | 1   | 26  |
| 10 | Nickson, Jade        | g      | 0-0    | 0-0    | 0-0   | 0        | 0   | 0  | 0  | 0  | 0  | 0 | 0  | 0   | 3   |
| 21 | Thompson, Raven      | g      | 1-2    | 0-0    | 0-0   | 1        | 0   | 1  | 2  | 2  | 0  | 0 | 0  | 1   | 8   |
| 22 | Jones, Brittany      | g      | 0-0    | 0-0    | 0-0   | 0        | 0   | 0  | 0  | 0  | 0  | 0 | 0  | 0   | 4   |
| 24 | Evans, Edneshia      | g      | 0-0    | 0-0    | 0-0   | 0        | 1   | 1  | 1  | 0  | 0  | 0 | 0  | 0   | 6   |
| 32 | Jones, Kameron       | g      | 0-1    | 0-0    | 0-0   | 1        | 1   | 2  | 2  | 0  | 0  | 0 | 0  | 0   | 5   |
|    | Team                 |        |        |        |       | 4        | 1   | 5  |    |    |    |   |    |     |     |
|    | Totals               |        | 12-49  | 0-2    | 18-28 | 16       | 15  | 31 | 26 | 42 | 29 | 3 | 10 | 200 |     |

FG % 1st Half: 5-20 25.0% 2nd half: 7-29 24.1% Game: 12-49 24.5% Deadball Rebounds 4  
3FG % 1st Half: 0-0 0.0% 2nd half: 0-2 0.0% Game: 0-2 0.0%  
FT % 1st Half: 9-15 60.0% 2nd half: 9-13 69.2% Game: 18-28 64.3%

### Mississippi State 81 • 2-0

| #  | Player               | Total  |        | 3-Ptr  |       | Rebounds |     |    | PF | TP | A  | T  | Bk | Stl | Min |
|----|----------------------|--------|--------|--------|-------|----------|-----|----|----|----|----|----|----|-----|-----|
|    |                      | FG-FGA | FG-FGA | FT-FTA | Off   | Def      | Tot |    |    |    |    |    |    |     |     |
| 03 | Breanna Richardson   | f      | 2-8    | 0-0    | 2-2   | 5        | 9   | 14 | 2  | 6  | 1  | 4  | 0  | 0   | 19  |
| 10 | Martha Alwal         | c      | 7-11   | 0-0    | 3-7   | 5        | 3   | 8  | 3  | 17 | 0  | 2  | 4  | 1   | 27  |
| 11 | Katia May            | g      | 1-1    | 0-0    | 0-0   | 0        | 2   | 2  | 2  | 2  | 5  | 2  | 1  | 1   | 21  |
| 14 | Kendra Grant         | g      | 5-13   | 2-3    | 2-3   | 1        | 2   | 3  | 2  | 14 | 1  | 2  | 1  | 2   | 25  |
| 51 | Savannah Carter      | g      | 3-8    | 0-2    | 4-4   | 3        | 3   | 6  | 4  | 10 | 2  | 4  | 0  | 3   | 31  |
| 00 | Dominique Dillingham | g      | 2-5    | 1-3    | 0-2   | 2        | 2   | 4  | 3  | 5  | 1  | 2  | 0  | 0   | 14  |
| 05 | Sherise Williams     | g      | 3-4    | 0-0    | 4-6   | 4        | 0   | 4  | 1  | 10 | 1  | 0  | 0  | 2   | 13  |
| 12 | Candace Foster       | g      | 0-2    | 0-0    | 0-0   | 0        | 1   | 1  | 0  | 0  | 1  | 1  | 0  | 0   | 10  |
| 13 | Ketara Chapel        | g      | 4-6    | 0-0    | 2-3   | 3        | 1   | 4  | 2  | 10 | 0  | 3  | 3  | 1   | 21  |
| 21 | Jerica James         | g      | 2-6    | 1-3    | 2-2   | 0        | 1   | 2  | 3  | 7  | 5  | 2  | 0  | 3   | 19  |
|    | Team                 |        |        |        |       | 2        | 1   | 3  |    |    |    |    |    |     |     |
|    | Totals               |        | 29-64  | 4-11   | 19-29 | 25       | 26  | 51 | 22 | 81 | 17 | 22 | 9  | 13  | 200 |

FG % 1st Half: 15-36 41.7% 2nd half: 14-28 50.0% Game: 29-64 45.3% Deadball Rebounds 5,1  
3FG % 1st Half: 2-5 40.0% 2nd half: 2-6 33.3% Game: 4-11 36.4%  
FT % 1st Half: 7-10 70.0% 2nd half: 12-19 63.2% Game: 19-29 65.5%

Officials: Jesse Dickerson, Carla Fountain, Angelica Suffren  
Technical fouls: Jackson State-None. Mississippi State-None.  
Attendance: 1535

| Score by periods  | 1st | 2nd | Total |
|-------------------|-----|-----|-------|
| Jackson State     | 19  | 23  | 42    |
| Mississippi State | 39  | 42  | 81    |

## GAME 3 • NOVEMBER 17, 2013

New Orleans 38  
Mississippi State 111

### New Orleans 38 • 0-3

| #  | Player               | Total  |        | 3-Ptr  |     | Rebounds |     |    | PF | TP | A | T  | Bk | Stl | Min |
|----|----------------------|--------|--------|--------|-----|----------|-----|----|----|----|---|----|----|-----|-----|
|    |                      | FG-FGA | FG-FGA | FT-FTA | Off | Def      | Tot |    |    |    |   |    |    |     |     |
| 22 | Fogelstrom, Mathilde | f      | 2-3    | 0-0    | 0-0 | 0        | 4   | 4  | 1  | 4  | 2 | 4  | 1  | 2   | 35  |
| 02 | Angelo, Jewel        | g      | 3-9    | 0-1    | 1-3 | 0        | 1   | 1  | 3  | 7  | 2 | 6  | 0  | 1   | 25  |
| 04 | Davis, Ariele        | g      | 5-7    | 0-0    | 0-0 | 0        | 4   | 4  | 4  | 10 | 0 | 11 | 2  | 1   | 22  |
| 14 | Coleman, Raven       | g      | 2-6    | 0-0    | 0-0 | 1        | 1   | 2  | 5  | 4  | 1 | 1  | 1  | 2   | 28  |
| 32 | Davis, Danielle      | g      | 3-10   | 2-4    | 0-0 | 0        | 1   | 1  | 3  | 8  | 0 | 2  | 0  | 5   | 18  |
| 03 | Gray, Samantha       | g      | 1-4    | 1-2    | 0-0 | 0        | 3   | 3  | 3  | 3  | 2 | 8  | 0  | 0   | 20  |
| 20 | Batiste, Dasia       | g      | 0-0    | 0-0    | 0-0 | 0        | 0   | 0  | 0  | 0  | 0 | 3  | 0  | 0   | 3   |
| 21 | Wilson, Octavia      | g      | 0-1    | 0-1    | 0-0 | 0        | 1   | 1  | 0  | 0  | 0 | 2  | 0  | 0   | 5   |
| 31 | Jackson, Dannisha    | g      | 0-1    | 0-0    | 0-0 | 1        | 3   | 4  | 0  | 0  | 2 | 3  | 0  | 0   | 24  |
| 33 | Alexander, Hayley    | g      | 0-2    | 0-1    | 0-0 | 0        | 0   | 0  | 0  | 0  | 0 | 1  | 0  | 0   | 7   |
| 40 | Clay, Amber          | g      | 0-0    | 0-0    | 2-3 | 1        | 0   | 1  | 4  | 2  | 0 | 1  | 0  | 0   | 13  |
|    | Team                 |        |        |        |     | 3        | 1   | 4  |    |    |   |    |    |     |     |
|    | Totals               |        | 16-43  | 3-9    | 3-6 | 6        | 19  | 25 | 25 | 38 | 9 | 45 | 4  | 11  | 200 |

FG % 1st Half: 11-22 50.0% 2nd half: 5-21 23.8% Game: 16-43 37.2% Deadball Rebounds 1  
3FG % 1st Half: 1-1 100.0% 2nd half: 2-8 25.0% Game: 3-9 33.3%  
FT % 1st Half: 0-0 0.0% 2nd half: 3-6 50.0% Game: 3-6 50.0%

### Mississippi State 111 • 3-0

| #  | Player               | Total  |        | 3-Ptr  |       | Rebounds |     |    | PF | TP  | A  | T  | Bk | Stl | Min |
|----|----------------------|--------|--------|--------|-------|----------|-----|----|----|-----|----|----|----|-----|-----|
|    |                      | FG-FGA | FG-FGA | FT-FTA | Off   | Def      | Tot |    |    |     |    |    |    |     |     |
| 03 | Breanna Richardson   | f      | 7-13   | 0-0    | 0-0   | 3        | 1   | 4  | 3  | 14  | 1  | 2  | 0  | 3   | 29  |
| 10 | Martha Alwal         | c      | 6-9    | 0-0    | 5-5   | 3        | 6   | 9  | 0  | 17  | 0  | 1  | 2  | 2   | 33  |
| 11 | Katia May            | g      | 5-6    | 0-0    | 0-0   | 0        | 2   | 2  | 1  | 10  | 11 | 2  | 0  | 4   | 22  |
| 14 | Kendra Grant         | g      | 10-12  | 3-5    | 0-1   | 1        | 0   | 1  | 0  | 23  | 3  | 1  | 0  | 4   | 22  |
| 51 | Savannah Carter      | g      | 2-8    | 0-1    | 6-8   | 6        | 4   | 10 | 2  | 10  | 5  | 3  | 0  | 7   | 17  |
| 00 | Dominique Dillingham | g      | 3-8    | 1-3    | 8-9   | 0        | 3   | 3  | 1  | 15  | 2  | 1  | 2  | 6   | 28  |
| 05 | Sherise Williams     | g      | 3-5    | 0-0    | 5-6   | 2        | 4   | 6  | 0  | 11  | 0  | 1  | 1  | 1   | 14  |
| 12 | Candace Foster       | g      | 0-4    | 0-0    | 2-2   | 0        | 0   | 0  | 2  | 2   | 0  | 1  | 0  | 1   | 12  |
| 21 | Jerica James         | g      | 4-9    | 1-2    | 0-0   | 0        | 1   | 1  | 1  | 9   | 6  | 1  | 0  | 2   | 23  |
|    | Team                 |        |        |        |       | 3        | 1   | 4  |    |     |    |    |    |     |     |
|    | Totals               |        | 40-74  | 5-11   | 26-31 | 18       | 22  | 40 | 10 | 111 | 28 | 13 | 5  | 30  | 200 |

FG % 1st Half: 22-38 57.9% 2nd half: 18-36 50.0% Game: 40-74 54.1% Deadball Rebounds 2,1  
3FG % 1st Half: 4-5 80.0% 2nd half: 1-6 16.7% Game: 5-11 45.5%  
FT % 1st Half: 13-16 81.3% 2nd half: 13-15 86.7% Game: 26-31 83.9%

Officials: Cameron Inouye, Troy Winders, Kylie Galloway  
Technical fouls: New Orleans-None. Mississippi State-None.  
Attendance: 2251

| Score by periods | 1st | 2nd | Total |
|------------------|-----|-----|-------|
| New Orleans      | 23  | 1   |       |

## GAME 5 • NOVEMBER 26, 2013

Savannah State **63**  
Mississippi State **81**

Savannah St. 63 • 3-3

| ## | Player              | Total  |        | 3-Ptr  |       | Rebounds |     |    | PF | TP | A | TO | Blk | Stl | Min |
|----|---------------------|--------|--------|--------|-------|----------|-----|----|----|----|---|----|-----|-----|-----|
|    |                     | FG-FGA | FG-FGA | FT-FTA | Off   | Def      | Tot |    |    |    |   |    |     |     |     |
| 14 | FRAZIER, Chantrell  | f      | 0-1    | 0-0    | 0-0   | 0        | 0   | 0  | 2  | 0  | 1 | 0  | 0   | 0   | 6   |
| 44 | DAVIS, Tiyonda      | c      | 3-4    | 0-0    | 0-0   | 5        | 7   | 12 | 4  | 6  | 0 | 1  | 8   | 0   | 30  |
| 01 | DORSEY, Bria        | g      | 4-10   | 0-0    | 0-0   | 0        | 1   | 1  | 5  | 8  | 0 | 5  | 0   | 3   | 18  |
| 02 | HENDRIX, Kenyata    | g      | 4-8    | 0-1    | 9-12  | 2        | 5   | 7  | 2  | 17 | 1 | 5  | 0   | 2   | 37  |
| 23 | KALU, Ezinne        | g      | 4-13   | 0-3    | 13-19 | 0        | 1   | 1  | 4  | 21 | 2 | 6  | 0   | 3   | 28  |
| 04 | NORMAN, Jasmine     |        | 2-13   | 0-1    | 2-2   | 3        | 6   | 9  | 4  | 6  | 1 | 5  | 0   | 2   | 31  |
| 11 | WARREN, Rhianna     |        | 0-2    | 0-1    | 0-0   | 0        | 0   | 0  | 1  | 0  | 0 | 1  | 0   | 0   | 11  |
| 13 | THOMAS, Jazmin      |        | 1-2    | 0-0    | 1-2   | 0        | 0   | 0  | 1  | 3  | 0 | 0  | 0   | 1   | 7   |
| 15 | WILLIAMS, Jerryshia |        | 0-2    | 0-1    | 0-0   | 2        | 1   | 3  | 0  | 0  | 0 | 0  | 0   | 0   | 11  |
| 21 | KIRKLAND, Jasmine   |        | 0-0    | 0-0    | 0-0   | 0        | 1   | 1  | 3  | 0  | 1 | 0  | 0   | 0   | 4   |
| 22 | GRAHAM, Charmia     |        | 0-0    | 0-0    | 0-0   | 0        | 0   | 0  | 0  | 0  | 0 | 0  | 0   | 1   | 4   |
| 24 | GREENE, Charmaine   |        | 1-1    | 0-0    | 0-0   | 0        | 1   | 1  | 4  | 2  | 0 | 0  | 0   | 0   | 9   |
| 32 | HANTON, Shawanda    |        | 0-1    | 0-0    | 0-0   | 0        | 0   | 0  | 1  | 0  | 0 | 0  | 0   | 0   | 4   |
|    | Team                |        |        |        |       | 1        | 1   | 2  |    |    |   |    |     |     |     |
|    | Totals              |        | 19-57  | 0-7    | 25-35 | 13       | 24  | 37 | 31 | 63 | 5 | 25 | 8   | 12  | 200 |

FG % 1st Half: 10-29 34.5% 2nd half: 9-28 32.1% Game: 19-57 33.3% Deadball Rebounds 5,1  
3FG % 1st Half: 0-4 0.0% 2nd half: 0-3 0.0% Game: 0-7 0.0%  
FT % 1st Half: 13-18 72.2% 2nd half: 12-17 70.6% Game: 25-35 71.4%

Mississippi State 81 • 5-0

| ## | Player               | Total  |        | 3-Ptr  |       | Rebounds |     |    | PF | TP | A  | TO | Blk | Stl | Min |
|----|----------------------|--------|--------|--------|-------|----------|-----|----|----|----|----|----|-----|-----|-----|
|    |                      | FG-FGA | FG-FGA | FT-FTA | Off   | Def      | Tot |    |    |    |    |    |     |     |     |
| 03 | Breanna Richardson   | f      | 0-4    | 0-0    | 0-0   | 0        | 6   | 6  | 1  | 0  | 2  | 2  | 0   | 0   | 24  |
| 10 | Martha Alwal         | c      | 5-10   | 0-0    | 5-5   | 1        | 6   | 7  | 4  | 15 | 1  | 1  | 3   | 0   | 25  |
| 11 | Katia May            | g      | 3-6    | 1-2    | 0-0   | 0        | 2   | 2  | 2  | 7  | 6  | 3  | 0   | 1   | 24  |
| 14 | Kendra Grant         | g      | 4-12   | 3-3    | 8-8   | 3        | 5   | 8  | 4  | 19 | 1  | 4  | 0   | 0   | 27  |
| 51 | Savannah Carter      | g      | 0-3    | 0-0    | 0-0   | 0        | 2   | 2  | 5  | 0  | 1  | 1  | 0   | 2   | 19  |
| 00 | Dominique Dillingham |        | 5-10   | 0-2    | 8-8   | 4        | 1   | 5  | 3  | 18 | 3  | 1  | 0   | 0   | 25  |
| 05 | Sherise Williams     |        | 1-4    | 0-0    | 3-6   | 4        | 1   | 5  | 2  | 5  | 1  | 5  | 0   | 0   | 15  |
| 12 | Candace Foster       |        | 0-0    | 0-0    | 0-0   | 0        | 0   | 0  | 0  | 0  | 0  | 0  | 0   | 0   | 2   |
| 13 | Ketara Chapel        |        | 2-9    | 0-0    | 3-4   | 2        | 6   | 8  | 5  | 7  | 2  | 2  | 0   | 0   | 23  |
| 21 | Jerica James         |        | 4-5    | 1-1    | 1-2   | 0        | 1   | 1  | 2  | 10 | 2  | 3  | 0   | 4   | 16  |
|    | Team                 |        |        |        |       | 3        | 0   | 3  |    |    |    |    |     |     |     |
|    | Totals               |        | 24-63  | 5-8    | 28-33 | 17       | 30  | 47 | 28 | 81 | 19 | 22 | 3   | 7   | 200 |

FG % 1st Half: 15-29 51.7% 2nd half: 9-34 26.5% Game: 24-63 38.1% Deadball Rebounds 2  
3FG % 1st Half: 3-5 60.0% 2nd half: 2-3 66.7% Game: 5-8 62.5%  
FT % 1st Half: 17-21 81.0% 2nd half: 11-12 91.7% Game: 28-33 84.8%

Officials: Tina Napier, Metta Roberts, Rob Fessler  
Technical fouls: Savannah St.-FRAZIER, Chantrell. Mississippi State-TEAM.  
Attendance: 2181  
F1 foul on SSU #14  
Technical foul MSU bench

| Score by periods  | 1st | 2nd | Total |
|-------------------|-----|-----|-------|
| Savannah St.      | 33  | 30  | 63    |
| Mississippi State | 50  | 31  | 81    |

Last FG - SSUW 2nd-01:31, MS 2nd-01:52. Score tied - 2 times.  
Largest lead - SSUW by 1 1st-18:44, MS by 26 2nd-17:08. Lead changed - 7 times.

## GAME 7 • NOVEMBER 30, 2013

James Madison **52**  
Mississippi State **65**

James Madison 52 • 5-1

| ## | Player            | Total  |        | 3-Ptr  |       | Rebounds |     |    | PF | TP | A | TO | Blk | Stl | Min |
|----|-------------------|--------|--------|--------|-------|----------|-----|----|----|----|---|----|-----|-----|-----|
|    |                   | FG-FGA | FG-FGA | FT-FTA | Off   | Def      | Tot |    |    |    |   |    |     |     |     |
| 03 | Giggett, Toia     | *      | 7-10   | 0-0    | 2-2   | 1        | 3   | 4  | 4  | 16 | 0 | 0  | 0   | 0   | 27  |
| 12 | Hall, Precious    | *      | 2-10   | 0-2    | 3-4   | 2        | 2   | 4  | 0  | 7  | 0 | 5  | 0   | 0   | 34  |
| 20 | Burkholder, Kirby | *      | 2-14   | 0-6    | 5-5   | 3        | 3   | 6  | 4  | 9  | 1 | 5  | 0   | 0   | 31  |
| 30 | Newman, Nikki     | *      | 0-3    | 0-0    | 0-0   | 4        | 1   | 5  | 0  | 3  | 3 | 0  | 1   | 19  |     |
| 32 | Mickens, Angela   | *      | 0-4    | 0-1    | 0-0   | 0        | 1   | 1  | 0  | 1  | 0 | 2  | 0   | 0   | 26  |
| 02 | Jones, Destiny    |        | 1-5    | 0-0    | 1-2   | 1        | 2   | 3  | 3  | 3  | 0 | 0  | 0   | 2   | 20  |
| 15 | Tatum, Amani      |        | 0-1    | 0-1    | 0-0   | 0        | 1   | 1  | 0  | 1  | 0 | 1  | 0   | 0   | 6   |
| 21 | Ross, Crystal     |        | 2-3    | 0-0    | 0-0   | 2        | 1   | 3  | 4  | 4  | 0 | 1  | 0   | 0   | 11  |
| 24 | Gwathmey, Jazmon  |        | 2-5    | 1-1    | 8-8   | 0        | 3   | 3  | 3  | 13 | 2 | 4  | 1   | 0   | 21  |
| 33 | Okafor, Lauren    |        | 0-0    | 0-0    | 0-0   | 0        | 1   | 1  | 0  | 0  | 0 | 0  | 0   | 0   | 5   |
|    | Team              |        |        |        |       | 6        | 1   | 7  |    |    |   |    |     |     |     |
|    | Totals            |        | 16-55  | 1-11   | 19-21 | 19       | 19  | 38 | 26 | 52 | 8 | 21 | 1   | 3   | 200 |

FG % 1st Half: 8-32 25.0% 2nd half: 8-23 34.8% Game: 16-55 29.1% Deadball Rebounds 1  
3FG % 1st Half: 0-6 0.0% 2nd half: 1-5 20.0% Game: 1-11 9.1%  
FT % 1st Half: 8-9 88.9% 2nd half: 11-12 91.7% Game: 19-21 90.5%

Mississippi State 65 • 7-0

| ## | Player               | Total  |        | 3-Ptr  |       | Rebounds |     |    | PF | TP | A  | TO | Blk | Stl | Min |
|----|----------------------|--------|--------|--------|-------|----------|-----|----|----|----|----|----|-----|-----|-----|
|    |                      | FG-FGA | FG-FGA | FT-FTA | Off   | Def      | Tot |    |    |    |    |    |     |     |     |
| 10 | Martha Alwal         | *      | 7-9    | 0-0    | 5-8   | 3        | 5   | 8  | 4  | 19 | 0  | 2  | 4   | 0   | 35  |
| 11 | Katia May            | *      | 4-11   | 0-0    | 6-6   | 0        | 1   | 1  | 2  | 14 | 6  | 5  | 0   | 6   | 32  |
| 13 | Ketara Chapel        | *      | 0-1    | 0-1    | 2-4   | 0        | 3   | 3  | 4  | 2  | 1  | 1  | 0   | 0   | 27  |
| 14 | Kendra Grant         | *      | 6-12   | 1-2    | 3-5   | 0        | 0   | 0  | 3  | 16 | 0  | 2  | 0   | 1   | 36  |
| 51 | Savannah Carter      | *      | 2-3    | 0-0    | 2-2   | 1        | 3   | 4  | 3  | 6  | 2  | 2  | 0   | 1   | 27  |
| 00 | Dominique Dillingham |        | 0-2    | 0-1    | 3-4   | 3        | 1   | 4  | 3  | 3  | 2  | 0  | 0   | 0   | 17  |
| 03 | Breanna Richardson   |        | 0-3    | 0-1    | 0-0   | 0        | 4   | 4  | 4  | 0  | 1  | 2  | 0   | 0   | 13  |
| 05 | Sherise Williams     |        | 0-1    | 0-0    | 0-0   | 0        | 2   | 2  | 2  | 0  | 0  | 1  | 0   | 0   | 5   |
| 12 | Candace Foster       |        | 0-0    | 0-0    | 0-0   | 0        | 0   | 0  | 0  | 0  | 0  | 0  | 0   | 0   | 0+  |
| 21 | Jerica James         |        | 2-3    | 1-1    | 0-2   | 0        | 1   | 1  | 1  | 5  | 1  | 2  | 0   | 2   | 8   |
|    | Team                 |        |        |        |       | 5        | 1   | 6  |    |    |    |    |     |     |     |
|    | Totals               |        | 21-45  | 2-6    | 21-31 | 12       | 21  | 33 | 26 | 65 | 13 | 17 | 4   | 10  | 200 |

FG % 1st Half: 12-23 52.2% 2nd half: 9-22 40.9% Game: 21-45 46.7% Deadball Rebounds 3  
3FG % 1st Half: 2-2 100.0% 2nd half: 0-4 0.0% Game: 2-6 33.3%  
FT % 1st Half: 11-18 61.1% 2nd half: 10-13 76.9% Game: 21-31 67.7%

Officials: Troy Winders, Brian Garland, Kelly Dennis  
Technical fouls: James Madison-None. Mississippi State-None.  
Attendance:

| Score by periods  | 1st | 2nd | Total |
|-------------------|-----|-----|-------|
| James Madison     | 24  | 28  | 52    |
| Mississippi State | 37  | 28  | 65    |

Last FG - JMU 2nd-00:29, MS 2nd-02:36. Score tied - 1 time.  
Largest lead - JMU by 2 1st-19:27, MS by 19 2nd-02:32. Lead changed - 1 time.

## GAME 6 • NOVEMBER 29, 2013

Grand Canyon **62**  
Mississippi State **71**

Grand Canyon 62 • 5-1

| ## | Player            | Total  |        | 3-Ptr  |       | Rebounds |     |    | PF | TP | A | TO | Blk | Stl | Min |
|----|-------------------|--------|--------|--------|-------|----------|-----|----|----|----|---|----|-----|-----|-----|
|    |                   | FG-FGA | FG-FGA | FT-FTA | Off   | Def      | Tot |    |    |    |   |    |     |     |     |
| 10 | Touchard, August  | *      | 0-6    | 0-2    | 4-4   | 1        | 0   | 1  | 2  | 4  | 1 | 3  | 0   | 0   | 34  |
| 20 | Petersen, Kaitlyn | *      | 5-19   | 2-7    | 2-4   | 0        | 5   | 5  | 2  | 14 | 2 | 6  | 0   | 2   | 36  |
| 23 | Jones, Judy       | *      | 7-12   | 0-0    | 4-5   | 7        | 4   | 11 | 4  | 18 | 2 | 3  | 1   | 1   | 25  |
| 32 | Brown, Johnna     | *      | 3-5    | 1-1    | 2-2   | 2        | 2   | 4  | 1  | 9  | 1 | 3  | 0   | 0   | 37  |
| 45 | Daniels, Deanna   | *      | 4-8    | 1-1    | 4-6   | 1        | 5   | 6  | 4  | 13 | 1 | 2  | 0   | 1   | 24  |
| 11 | Craig, Madison    |        | 0-0    | 0-0    | 0-0   | 0        | 0   | 0  | 0  | 0  | 0 | 1  | 0   | 0   | 4   |
| 22 | Grayson, Jasmine  |        | 0-0    | 0-0    | 0-0   | 0        | 2   | 2  | 0  | 0  | 0 | 0  | 0   | 0   | 7   |
| 24 | Reed, Astrea      |        | 0-0    | 0-0    | 2-2   | 0        | 0   | 0  | 0  | 2  | 0 | 1  | 0   | 0   | 15  |
| 40 | Morris, Tori      |        | 1-2    | 0-0    | 0-0   | 1        | 1   | 2  | 0  | 2  | 0 | 0  | 0   | 0   | 8   |
| 50 | McDonnell, Asha   |        | 0-1    | 0-0    | 0-0   | 1        | 1   | 2  | 3  | 0  | 1 | 2  | 0   | 0   | 10  |
|    | Team              |        |        |        |       | 4        | 3   | 7  |    |    |   |    |     |     |     |
|    | Totals            |        | 20-53  | 4-11   | 18-23 | 17       | 23  | 40 | 17 | 62 | 8 | 21 | 1   | 4   | 200 |

FG % 1st Half: 8-21 38.1% 2nd half: 12-32 37.5% Game: 20-53 37.7% Deadball Rebounds 2  
3FG % 1st Half: 1-6 16.7% 2nd half: 3-5 60.0% Game: 4-11 36.4%  
FT % 1st Half: 14-18 77.8% 2nd half: 4-5 80.0% Game: 18-23 78.3%

Mississippi State 71 • 6-0

| ## | Player               | Total  |        | 3-Ptr  |       | Rebounds |     |    | PF | TP | A  | TO | Blk | Stl | Min |
|----|----------------------|--------|--------|--------|-------|----------|-----|----|----|----|----|----|-----|-----|-----|
|    |                      | FG-FGA | FG-FGA | FT-FTA | Off   | Def      | Tot |    |    |    |    |    |     |     |     |
| 03 | Breanna Richardson   | *      | 1-4    | 0-0    | 0-2   | 0        | 4   | 4  | 0  | 2  | 1  | 0  | 0   | 0   | 11  |
| 10 | Martha Alwal         | *      | 10-15  | 0-0    | 5-5   | 2        | 4   | 6  | 3  | 25 | 0  | 2  | 3   | 1   | 37  |
| 11 | Katia May            | *      | 7-9    | 1-1    | 0-0   | 0        | 2   | 2  | 3  | 15 | 2  | 2  | 0   | 0   | 25  |
| 14 | Kendra Grant         | *      | 0-4    | 0-1    | 0-0   | 0        | 0   | 0  | 4  | 0  | 0  | 0  | 1   | 0   | 13  |
| 51 | Savannah Carter      | *      | 0-2    | 0-1    | 2-2   | 0        | 1   | 1  | 4  | 2  | 2  | 1  | 0   | 1   | 23  |
| 00 | Dominique Dillingham |        | 5-11   | 0-1    | 1-2   | 0        | 1   | 1  | 11 | 0  | 1  | 1  | 1   | 3   | 34  |
| 05 | Sherise Williams     |        | 0-0    | 0-0    | 0-0   | 1        | 1   | 1  | 2  | 0  | 0  | 0  | 0   | 0   | 2   |
| 12 | Candace Foster       |        | 0-1    | 0-0    | 0-0   | 0        | 0   | 0  | 0  | 0  | 0  | 0  | 0   | 0   | 8   |
| 13 | Ketara Chapel        |        | 4-8    | 0-1    | 3-3   | 1        | 5   | 6  | 3  | 11 | 2  | 2  | 0   | 4   | 31  |
| 21 | Jerica James         |        | 2-3    | 1-1    | 0-0   | 0        | 0   | 0  | 2  | 5  | 3  | 2  | 0   | 1   | 16  |
|    | Team                 |        |        |        |       | 4        | 2   | 6  |    |    |    |    |     |     |     |
|    | Totals               |        | 29-57  | 2-6    | 11-14 | 8        | 19  | 27 | 24 | 71 | 11 | 10 | 5   | 10  | 200 |

FG % 1st Half: 16-29 55.2% 2nd half: 13-28 46.4% Game: 29-57 50.9% Deadball Rebounds 0  
3FG % 1st Half: 1-3 33.3% 2nd half: 1-3 33.3% Game: 2-6 33.3%  
FT % 1st Half: 0-2 0.0% 2nd half: 11-12 91.7% Game: 11-14 78.6%

Officials: Bill Larence, John Fletcher, Laurie Porter  
Technical fouls: Grand Canyon-None. Mississippi State-None.  
Attendance:

| Score by periods  | 1st | 2nd | Total |
|-------------------|-----|-----|-------|
| Grand Canyon      | 31  | 31  | 62    |
| Mississippi State | 33  | 38  | 71    |



## GAME 9 • DECEMBER 4, 2013

Louisiana- Lafayette 51  
Mississippi State 78

### La.-Lafayette 51 • 4-3

| #      | Player             | Total  |        | 3-Ptr  |       | Rebounds |     |    | PF | TP | A | TO | Blk | Stl | Min |
|--------|--------------------|--------|--------|--------|-------|----------|-----|----|----|----|---|----|-----|-----|-----|
|        |                    | FG-FGA | FG-FGA | FT-FTA | Off   | Def      | Tot |    |    |    |   |    |     |     |     |
| 21     | Mills,Jasmin       | f      | 0-2    | 0-0    | 4-4   | 3        | 4   | 7  | 3  | 4  | 2 | 1  | 0   | 0   | 26  |
| 00     | Fields,Braille     | g      | 3-12   | 1-9    | 0-0   | 0        | 2   | 2  | 2  | 7  | 0 | 2  | 0   | 1   | 24  |
| 02     | Arceneaux,Brooklyn | g      | 0-2    | 0-0    | 2-2   | 0        | 1   | 1  | 4  | 2  | 0 | 0  | 0   | 0   | 9   |
| 24     | Veal,Keke          | g      | 3-10   | 1-2    | 2-6   | 1        | 2   | 3  | 5  | 9  | 2 | 6  | 2   | 3   | 12  |
| 25     | Okde,Sylvana       | g      | 3-9    | 1-5    | 0-0   | 0        | 3   | 3  | 2  | 7  | 2 | 1  | 0   | 0   | 25  |
| 03     | Brown,Robbie       | g      | 0-1    | 0-0    | 0-0   | 3        | 3   | 6  | 3  | 0  | 2 | 2  | 1   | 0   | 21  |
| 11     | Gordon,Jaylyn      | g      | 4-18   | 1-9    | 1-5   | 0        | 4   | 4  | 4  | 10 | 0 | 5  | 0   | 1   | 29  |
| 14     | Prejean,Adrienne   | g      | 2-5    | 0-0    | 2-4   | 5        | 4   | 9  | 2  | 6  | 0 | 3  | 0   | 0   | 31  |
| 22     | Alexander,Gabby    | g      | 1-3    | 0-0    | 2-2   | 2        | 1   | 3  | 2  | 4  | 0 | 0  | 0   | 2   | 14  |
| 32     | Edwards,Jeremica   | g      | 1-2    | 0-0    | 0-0   | 0        | 1   | 1  | 3  | 2  | 0 | 0  | 0   | 0   | 9   |
| Team   |                    |        |        |        |       | 3        | 1   | 4  |    |    |   |    |     |     |     |
| Totals |                    |        | 17-64  | 4-25   | 13-23 | 17       | 26  | 43 | 30 | 51 | 8 | 20 | 3   | 7   | 200 |

FG % 1st Half: 10-31 32.3% 2nd half: 7-33 21.2% Game: 17-64 26.6%  
3FG % 1st Half: 3-16 18.8% 2nd half: 1-9 11.1% Game: 4-25 16.0%  
FT % 1st Half: 4-7 57.1% 2nd half: 9-16 56.3% Game: 13-23 56.5%

### Mississippi State 78 • 8-1

| #      | Player               | Total  |        | 3-Ptr  |       | Rebounds |     |    | PF | TP | A  | TO | Blk | Stl | Min |
|--------|----------------------|--------|--------|--------|-------|----------|-----|----|----|----|----|----|-----|-----|-----|
|        |                      | FG-FGA | FG-FGA | FT-FTA | Off   | Def      | Tot |    |    |    |    |    |     |     |     |
| 13     | Ketara Chapel        | f      | 1-3    | 0-0    | 2-3   | 0        | 0   | 0  | 1  | 4  | 0  | 1  | 0   | 1   | 15  |
| 10     | Martha Alwal         | c      | 3-10   | 0-0    | 8-9   | 5        | 9   | 14 | 0  | 14 | 2  | 1  | 1   | 0   | 24  |
| 11     | Katia May            | g      | 1-2    | 0-0    | 5-7   | 0        | 1   | 1  | 4  | 7  | 5  | 1  | 0   | 0   | 19  |
| 14     | Kendra Grant         | g      | 5-13   | 1-2    | 1-2   | 1        | 3   | 4  | 1  | 12 | 0  | 0  | 0   | 2   | 24  |
| 51     | Savannah Carter      | g      | 0-7    | 0-1    | 3-5   | 0        | 8   | 8  | 3  | 3  | 0  | 3  | 0   | 4   | 25  |
| 00     | Dominique Dillingham | g      | 7-13   | 0-2    | 5-7   | 4        | 2   | 6  | 2  | 19 | 0  | 1  | 1   | 3   | 26  |
| 03     | Breanna Richardson   | g      | 2-5    | 0-0    | 5-7   | 2        | 6   | 8  | 5  | 9  | 1  | 5  | 0   | 0   | 25  |
| 05     | Sherise Williams     | g      | 2-4    | 0-0    | 0-0   | 1        | 4   | 5  | 2  | 4  | 1  | 1  | 0   | 1   | 13  |
| 12     | Candace Foster       | g      | 0-1    | 0-0    | 1-2   | 1        | 0   | 1  | 0  | 1  | 1  | 0  | 1   | 0   | 5   |
| 21     | Jerica James         | g      | 1-3    | 1-2    | 2-2   | 0        | 4   | 4  | 4  | 5  | 4  | 3  | 0   | 1   | 24  |
| Team   |                      |        |        |        |       | 3        | 0   | 3  |    |    |    |    |     |     |     |
| Totals |                      |        | 22-61  | 2-7    | 32-44 | 17       | 37  | 54 | 22 | 78 | 15 | 16 | 4   | 11  | 200 |

FG % 1st Half: 9-33 27.3% 2nd half: 13-28 46.4% Game: 22-61 36.1%  
3FG % 1st Half: 0-3 0.0% 2nd half: 2-4 50.0% Game: 2-7 28.6%  
FT % 1st Half: 10-17 58.8% 2nd half: 8-17 81.5% Game: 32-44 72.7%

Officials: Amy Bonner, Frank Steratore, Mike Riggs  
Technical fouls: La.-Lafayette-TEAM, Mississippi State-None.  
Attendance: 2516  
Technical foul on the ULL bench at 6:48 1st half.

| Score by periods  | 1st | 2nd | Total |
|-------------------|-----|-----|-------|
| La.-Lafayette     | 27  | 24  | 51    |
| Mississippi State | 28  | 50  | 78    |

Last FG - UL 2nd-00:59, MS 2nd-01:27.  
Largest lead - UL by 1 2nd-19:24, MS by 31 2nd-04:13.

Points In Off 2nd Fast Bench  
UL 18 2 11 4 22  
MS 26 16 14 4 38

Score tied - 0 times.  
Lead changed - 2 times.

## GAME 10 • DECEMBER 7, 2013

Alabama State 49  
Mississippi State 75

### Alabama St. 49 • 4-2

| #      | Player            | Total  |        | 3-Ptr  |       | Rebounds |     |    | PF | TP | A | TO | Blk | Stl | Min |
|--------|-------------------|--------|--------|--------|-------|----------|-----|----|----|----|---|----|-----|-----|-----|
|        |                   | FG-FGA | FG-FGA | FT-FTA | Off   | Def      | Tot |    |    |    |   |    |     |     |     |
| 24     | Wright, Brittney  | f      | 2-4    | 2-3    | 1-2   | 0        | 10  | 10 | 3  | 7  | 0 | 2  | 0   | 2   | 33  |
| 40     | Blake, Jamesha    | f      | 2-6    | 0-1    | 0-0   | 0        | 3   | 3  | 4  | 0  | 2 | 0  | 0   | 1   | 15  |
| 30     | Alford, Quentori  | c      | 1-6    | 0-0    | 0-0   | 2        | 4   | 6  | 3  | 2  | 0 | 3  | 1   | 1   | 18  |
| 05     | Tabitha, Bradshaw | g      | 0-1    | 0-0    | 0-0   | 0        | 0   | 0  | 0  | 0  | 0 | 0  | 0   | 0   | 2   |
| 12     | Arrington, Tailla | g      | 1-4    | 0-0    | 1-2   | 0        | 0   | 0  | 2  | 3  | 1 | 5  | 0   | 1   | 13  |
| 04     | Tucker, Kayla     | g      | 2-8    | 2-6    | 2-2   | 1        | 1   | 2  | 2  | 8  | 0 | 2  | 1   | 2   | 16  |
| 10     | Smith, Ashunte    | g      | 2-5    | 1-2    | 2-2   | 3        | 2   | 5  | 0  | 7  | 0 | 2  | 1   | 0   | 23  |
| 11     | Smith, Nakiya     | g      | 0-4    | 0-1    | 1-2   | 1        | 0   | 1  | 2  | 1  | 0 | 2  | 0   | 0   | 15  |
| 13     | Peeples, Jasmine  | g      | 2-3    | 0-0    | 1-4   | 1        | 0   | 1  | 4  | 5  | 0 | 0  | 3   | 0   | 8   |
| 15     | Paige, Kierra     | g      | 1-6    | 0-1    | 2-2   | 1        | 3   | 4  | 1  | 4  | 4 | 2  | 0   | 1   | 14  |
| 31     | Gazaway, Danielle | g      | 2-6    | 0-0    | 0-0   | 3        | 0   | 3  | 2  | 4  | 2 | 2  | 0   | 0   | 8   |
| 33     | Ewert, Daniele    | g      | 0-5    | 0-1    | 0-0   | 2        | 1   | 3  | 4  | 0  | 0 | 2  | 1   | 1   | 19  |
| 34     | Smith, Brittny    | g      | 1-3    | 0-0    | 2-2   | 0        | 3   | 3  | 0  | 4  | 1 | 3  | 0   | 0   | 13  |
| 54     | Lewis, Jamicia    | g      | 0-0    | 0-0    | 0-0   | 1        | 0   | 1  | 1  | 0  | 0 | 1  | 0   | 0   | 3   |
| Team   |                   |        |        |        |       | 4        | 1   | 5  |    |    |   |    |     |     |     |
| Totals |                   |        | 16-61  | 5-15   | 12-18 | 19       | 28  | 47 | 26 | 49 | 8 | 28 | 7   | 9   | 200 |

FG % 1st Half: 4-30 13.3% 2nd half: 12-31 38.7% Game: 16-61 26.2%  
3FG % 1st Half: 2-6 33.3% 2nd half: 3-9 33.3% Game: 5-15 33.3%  
FT % 1st Half: 2-6 33.3% 2nd half: 10-12 83.3% Game: 12-18 66.7%

### Mississippi State 75 • 9-1

| #      | Player               | Total  |        | 3-Ptr  |       | Rebounds |     |    | PF | TP | A  | TO | Blk | Stl | Min |
|--------|----------------------|--------|--------|--------|-------|----------|-----|----|----|----|----|----|-----|-----|-----|
|        |                      | FG-FGA | FG-FGA | FT-FTA | Off   | Def      | Tot |    |    |    |    |    |     |     |     |
| 10     | Sherise Williams     | f      | 4-12   | 0-0    | 1-2   | 3        | 6   | 9  | 1  | 9  | 2  | 0  | 4   | 0   | 29  |
| 10     | Martha Alwal         | c      | 3-5    | 0-0    | 2-2   | 1        | 7   | 8  | 3  | 8  | 0  | 1  | 5   | 0   | 16  |
| 11     | Katia May            | g      | 3-7    | 0-0    | 2-2   | 0        | 1   | 1  | 1  | 8  | 5  | 3  | 0   | 1   | 20  |
| 14     | Kendra Grant         | g      | 6-12   | 1-2    | 3-4   | 2        | 2   | 4  | 2  | 16 | 1  | 1  | 0   | 0   | 21  |
| 51     | Savannah Carter      | g      | 3-5    | 0-0    | 2-4   | 1        | 4   | 5  | 1  | 8  | 4  | 2  | 0   | 4   | 29  |
| 00     | Dominique Dillingham | g      | 4-7    | 0-0    | 5-6   | 3        | 2   | 5  | 2  | 13 | 1  | 3  | 1   | 6   | 25  |
| 03     | Breanna Richardson   | g      | 2-3    | 0-0    | 1-4   | 0        | 2   | 2  | 2  | 5  | 0  | 1  | 0   | 1   | 13  |
| 12     | Candace Foster       | g      | 0-1    | 0-0    | 0-0   | 0        | 1   | 1  | 0  | 0  | 0  | 0  | 0   | 0   | 8   |
| 13     | Ketara Chapel        | g      | 2-5    | 0-0    | 2-2   | 0        | 2   | 2  | 1  | 6  | 1  | 1  | 0   | 2   | 22  |
| 21     | Jerica James         | g      | 0-3    | 0-0    | 2-4   | 1        | 1   | 2  | 1  | 2  | 3  | 2  | 0   | 1   | 17  |
| Team   |                      |        |        |        |       | 1        | 1   | 2  |    |    |    |    |     |     |     |
| Totals |                      |        | 27-60  | 1-2    | 20-30 | 12       | 29  | 41 | 14 | 75 | 17 | 14 | 10  | 15  | 200 |

FG % 1st Half: 14-28 50.0% 2nd half: 13-32 40.6% Game: 27-60 45.0%  
3FG % 1st Half: 1-2 50.0% 2nd half: 0-0 0.0% Game: 1-2 50.0%  
FT % 1st Half: 10-14 71.4% 2nd half: 10-16 62.5% Game: 20-30 66.7%

Officials: Mary Day, Sue Blauch, Kelly Johnson  
Technical fouls: Alabama St.-None, Mississippi State-None.  
Attendance: 2238

| Score by periods  | 1st | 2nd | Total |
|-------------------|-----|-----|-------|
| Alabama St.       | 12  | 37  | 49    |
| Mississippi State | 39  | 36  | 75    |

Last FG - ALSTW 2nd-00:52, MS 2nd-01:04.  
Largest lead - ALSTW None, MS by 29 2nd-11:05.

Points In Off 2nd Fast Bench  
ALSTW 32 31 13 6 26  
MS 32 31 13 6 26

Score tied - 0 times.  
Lead changed - 0 times.

## GAME 11 • DECEMBER 14, 2013

Southern Miss 61  
Mississippi State 71

### Southern Miss 61 • 6-2

| #      | Player             | Total  |        | 3-Ptr  |       | Rebounds |     |    | PF | TP | A | TO | Blk | Stl | Min |
|--------|--------------------|--------|--------|--------|-------|----------|-----|----|----|----|---|----|-----|-----|-----|
|        |                    | FG-FGA | FG-FGA | FT-FTA | Off   | Def      | Tot |    |    |    |   |    |     |     |     |
| 04     | JONES, Tamara      | f      | 10-14  | 2-4    | 5-5   | 1        | 4   | 5  | 3  | 27 | 1 | 0  | 0   | 2   | 30  |
| 01     | FOLSUM, Ashley     | f      | 0-2    | 0-0    | 2-4   | 0        | 3   | 3  | 4  | 2  | 0 | 3  | 0   | 0   | 15  |
| 02     | AULKNER, Jamierra  | g      | 0-2    | 0-0    | 0-0   | 0        | 0   | 0  | 2  | 0  | 3 | 0  | 0   | 0   | 8   |
| 12     | DINKINS, Brittanny | g      | 1-3    | 1-3    | 3-4   | 0        | 3   | 3  | 4  | 6  | 2 | 4  | 0   | 3   | 19  |
| 25     | NIX, Markia        | g      | 1-4    | 0-1    | 1-2   | 0        | 0   | 0  | 4  | 3  | 0 | 1  | 0   | 0   | 17  |
| 00     | COYNE, Alex        | g      | 0-2    | 0-1    | 0-0   | 0        | 0   | 0  | 5  | 0  | 0 | 4  | 0   | 1   | 24  |
| 02     | COLETON, Lashyra   | g      | 0-1    | 0-0    | 2-2   | 1        | 1   | 2  | 2  | 2  | 0 | 0  | 0   | 1   | 14  |
| 10     | CLEMONS, Jerontay  | g      | 6-12   | 0-0    | 5-9   | 2        | 4   | 6  | 2  | 17 | 3 | 7  | 0   | 0   | 39  |
| 11     | MARTIN, Voche'     | g      | 0-1    | 0-0    | 2-4   | 1        | 0   | 1  | 0  | 2  | 0 | 2  | 1   | 1   | 7   |
| 20     | JORDAN, Kierra     | g      | 1-2    | 0-0    | 0-0   | 0        | 5   | 5  | 4  | 2  | 0 | 5  | 2   | 1   | 27  |
| Team   |                    |        |        |        |       | 2        | 4   | 6  |    |    |   |    |     |     |     |
| Totals |                    |        | 19-43  | 3-9    | 20-30 | 7        | 24  | 31 | 30 | 61 | 9 | 28 | 4   | 9   | 200 |

FG % 1st Half: 9-21 42.9% 2nd half: 10-22 45.5% Game: 19-43 44.2%  
3FG % 1st Half: 3-5 60.0% 2nd half: 0-4 0.0% Game: 3-9 33.3%  
FT % 1st Half: 11-15 73.3% 2nd half: 9-15 60.0% Game: 20-30 66.7%

### Mississippi State 71 • 10-1

| #      | Player               | Total  |        | 3-Ptr  |       | Rebounds |     |    | PF | TP | A  | TO | Blk | Stl | Min |
|--------|----------------------|--------|--------|--------|-------|----------|-----|----|----|----|----|----|-----|-----|-----|
|        |                      | FG-FGA | FG-FGA | FT-FTA | Off   | Def      | Tot |    |    |    |    |    |     |     |     |
| 03     | Breanna Richardson   | f      | 3-7    | 1-4    | 5-8   | 5        | 2   | 7  | 5  | 11 | 1  | 3  | 1   | 2   | 21  |
| 10     | Martha Alwal         | c      | 8-12   | 0-0    | 3-5   | 4        | 5   | 9  | 3  | 19 | 0  | 1  | 1   | 0   | 40  |
| 11     | Katia May            | g      | 2-4    | 0-0    | 0-0   | 0        | 1   | 1  | 4  | 4  | 3  | 5  | 0   | 2   | 14  |
| 14     | Kendra Grant         | g      | 4-15   | 0-4    | 5-7   | 2        | 2   | 4  | 4  | 13 | 1  | 1  | 0   | 0   | 22  |
| 51     | Savannah Carter      | g      | 3-9    | 1-2    | 2-2   | 2        | 6   | 8  | 4  | 9  | 4  | 1  | 0   | 2   | 31  |
| 00     | Dominique Dillingham | g      | 2-6    | 0-0    | 8-8   | 2        | 2   | 4  | 3  | 12 | 0  | 3  | 0   | 1   | 19  |
| 12     | Candace Foster       | g      | 0-0    | 0-0    | 0-0   | 0        | 0   | 0  | 1  | 0  | 2  | 1  | 0   | 1   | 7   |
| 13     | Ketara Chapel        | g      | 1-3    | 0-0    | 1-4   | 0        | 2   | 2  | 1  | 3  | 0  | 2  | 1   | 1   | 19  |
| 21     | Jerica James         | g      | 0-3    | 0-1    | 0-0   | 0        | 1   | 1  | 4  | 0  | 3  | 3  | 0   | 2   | 27  |
| Team   |                      |        |        |        |       | 2        | 1   | 3  |    |    |    |    |     |     |     |
| Totals |                      |        | 23-59  | 1-7    | 24-34 | 17       | 22  | 39 | 29 | 71 | 14 | 19 | 4   | 11  | 200 |

FG % 1st Half: 16-33 48.5% 2nd half: 7-26 26.9% Game: 23-59 39.0%  
3FG % 1st Half: 0-2 0.0% 2nd half: 1-5 20.0% Game: 1-7 14.3%  
FT

## GAME 13 • DECEMBER 20, 2013

Southeastern Louisiana 57  
Mississippi State 109

SE Louisiana 57 • 1-10

| #  | Player              | Total  |        | 3-Ptr  |      | Rebounds |     |    | PF | TP | A  | TO | Blk | Stl | Min |
|----|---------------------|--------|--------|--------|------|----------|-----|----|----|----|----|----|-----|-----|-----|
|    |                     | FG-FGA | FG-FGA | FT-FTA | Off  | Def      | Tot |    |    |    |    |    |     |     |     |
| 02 | Gibson, Aja         | f      | 5-7    | 0-0    | 1-3  | 3        | 4   | 3  | 11 | 1  | 5  | 2  | 0   | 22  |     |
| 42 | Pool, Nanna         | f      | 0-2    | 0-0    | 0-0  | 1        | 2   | 3  | 0  | 0  | 1  | 0  | 1   | 12  |     |
| 04 | De La Cruz, Annessa | g      | 1-4    | 0-2    | 0-0  | 0        | 0   | 0  | 5  | 2  | 0  | 0  | 0   | 8   |     |
| 11 | Styles, Elizabeth   | g      | 6-16   | 1-3    | 2-4  | 0        | 0   | 0  | 2  | 15 | 2  | 9  | 0   | 30  |     |
| 24 | Miller, Symone      | g      | 3-7    | 1-2    | 4-4  | 2        | 2   | 4  | 1  | 11 | 4  | 6  | 0   | 23  |     |
| 03 | Anderson, Peaches   | g      | 4-9    | 3-5    | 0-0  | 0        | 3   | 3  | 2  | 11 | 0  | 2  | 0   | 26  |     |
| 13 | Hernandez, Erica    | g      | 1-2    | 1-2    | 0-0  | 1        | 0   | 1  | 3  | 2  | 1  | 0  | 0   | 26  |     |
| 20 | Fielder, Dani       | g      | 0-0    | 0-0    | 0-1  | 0        | 2   | 2  | 5  | 0  | 1  | 1  | 0   | 15  |     |
| 22 | Stewart, Chey       | g      | 1-4    | 0-0    | 0-0  | 3        | 1   | 4  | 5  | 2  | 1  | 1  | 0   | 15  |     |
| 33 | LaVern, Adrina      | g      | 1-1    | 0-0    | 0-0  | 0        | 0   | 0  | 5  | 2  | 0  | 2  | 0   | 16  |     |
|    | Team                |        |        |        |      | 4        | 0   | 4  |    |    | 1  |    |     |     |     |
|    | Totals              |        | 22-52  | 6-14   | 7-12 | 12       | 13  | 25 | 32 | 57 | 10 | 29 | 3   | 5   | 200 |

FG % 1st Half: 12-28 42.9% 2nd half: 10-24 41.7% Game: 22-52 42.3%  
3FG % 1st Half: 3-7 42.9% 2nd half: 3-7 42.9% Game: 6-14 42.9%  
FT % 1st Half: 4-7 57.1% 2nd half: 3-5 60.0% Game: 7-12 58.3%

Mississippi State 109 • 12-1

| #  | Player               | Total  |        | 3-Ptr  |       | Rebounds |     |    | PF | TP  | A  | TO | Blk | Stl | Min |
|----|----------------------|--------|--------|--------|-------|----------|-----|----|----|-----|----|----|-----|-----|-----|
|    |                      | FG-FGA | FG-FGA | FT-FTA | Off   | Def      | Tot |    |    |     |    |    |     |     |     |
| 03 | Breanna Richardson   | f      | 5-9    | 0-0    | 4-6   | 2        | 3   | 5  | 3  | 14  | 1  | 2  | 1   | 3   | 25  |
| 10 | Martha Alwal         | c      | 6-13   | 0-0    | 12-13 | 5        | 5   | 10 | 1  | 24  | 1  | 0  | 2   | 0   | 21  |
| 11 | Katia May            | g      | 2-2    | 0-0    | 0-0   | 0        | 2   | 2  | 1  | 4   | 6  | 2  | 0   | 1   | 19  |
| 14 | Kendra Grant         | g      | 7-13   | 0-1    | 4-4   | 5        | 1   | 6  | 1  | 18  | 2  | 0  | 0   | 1   | 26  |
| 51 | Savannah Carter      | g      | 2-4    | 1-1    | 3-3   | 1        | 2   | 3  | 5  | 8   | 1  | 1  | 0   | 4   | 22  |
| 00 | Dominique Dillingham | g      | 7-11   | 1-1    | 2-2   | 2        | 1   | 3  | 1  | 17  | 3  | 1  | 1   | 3   | 20  |
| 05 | Sherise Williams     | g      | 1-6    | 0-0    | 7-10  | 4        | 2   | 6  | 2  | 9   | 0  | 3  | 0   | 1   | 19  |
| 12 | Candace Foster       | g      | 2-4    | 0-0    | 0-1   | 0        | 2   | 2  | 0  | 4   | 1  | 1  | 0   | 0   | 12  |
| 13 | Ketara Chapel        | g      | 0-1    | 0-0    | 3-4   | 0        | 1   | 1  | 0  | 3   | 0  | 1  | 1   | 3   | 19  |
| 21 | Jerica James         | g      | 3-4    | 1-1    | 1-1   | 0        | 1   | 1  | 1  | 8   | 6  | 0  | 0   | 1   | 17  |
|    | Team                 |        |        |        |       | 4        | 1   | 5  |    |     |    |    |     |     |     |
|    | Totals               |        | 35-67  | 3-4    | 36-44 | 23       | 21  | 44 | 15 | 109 | 21 | 11 | 5   | 17  | 200 |

FG % 1st Half: 20-37 54.1% 2nd half: 15-30 50.0% Game: 35-67 52.2%  
3FG % 1st Half: 3-4 75.0% 2nd half: 0-0 0.0% Game: 3-4 75.0%  
FT % 1st Half: 15-17 88.2% 2nd half: 21-27 77.8% Game: 36-44 81.8%

Officials: Lisa Mattingly, Kevin Pethel, Pualani Spurlock  
Technical fouls: SE Louisiana-None. Mississippi State-None.  
Attendance: 2017

| Score by periods  | 1st | 2nd | Total |
|-------------------|-----|-----|-------|
| SE Louisiana      | 31  | 26  | 57    |
| Mississippi State | 58  | 51  | 109   |

Last FG - SLU 2nd-00:40, MS 2nd-00:14.  
Largest lead - SLU None, MS by 54 2nd-01:30.

Score tied - 0 times.  
Lead changed - 0 times.

## GAME 14 • DECEMBER 30, 2013

Miss. Valley St. 58  
Mississippi State 98

Miss. Valley St. 58 • 1-10

| #  | Player            | Total  |        | 3-Ptr  |       | Rebounds |     |    | PF | TP | A | TO | Blk | Stl | Min |
|----|-------------------|--------|--------|--------|-------|----------|-----|----|----|----|---|----|-----|-----|-----|
|    |                   | FG-FGA | FG-FGA | FT-FTA | Off   | Def      | Tot |    |    |    |   |    |     |     |     |
| 20 | Ashley Beals      | f      | 0-5    | 0-0    | 3-3   | 1        | 2   | 3  | 4  | 3  | 0 | 0  | 0   | 1   | 21  |
| 21 | A'Shanti Weathers | f      | 0-4    | 0-2    | 4-4   | 0        | 1   | 1  | 3  | 4  | 0 | 1  | 0   | 1   | 22  |
| 31 | Jasmyne Sanders   | f      | 3-9    | 0-0    | 2-7   | 1        | 4   | 5  | 4  | 8  | 1 | 3  | 1   | 0   | 30  |
| 11 | Joncyee Sanders   | g      | 5-6    | 0-0    | 8-11  | 1        | 3   | 4  | 4  | 18 | 7 | 13 | 1   | 3   | 36  |
| 12 | Olivia Kennedy    | g      | 4-7    | 4-7    | 0-0   | 0        | 4   | 4  | 0  | 12 | 0 | 4  | 0   | 1   | 30  |
| 03 | Danielle Clark    | g      | 3-3    | 1-1    | 1-2   | 0        | 0   | 0  | 1  | 8  | 0 | 3  | 0   | 1   | 11  |
| 05 | Shada Nolen       | g      | 0-1    | 0-0    | 0-0   | 0        | 0   | 0  | 0  | 0  | 1 | 0  | 0   | 0   | 4   |
| 23 | DeRita Silas      | g      | 1-6    | 0-2    | 1-2   | 0        | 3   | 3  | 4  | 3  | 0 | 5  | 0   | 0   | 25  |
| 35 | Chelsea Mabry     | g      | 0-1    | 0-0    | 0-0   | 0        | 0   | 0  | 1  | 0  | 0 | 0  | 1   | 0   | 13  |
| 55 | Heather Freeman   | g      | 0-0    | 0-0    | 2-2   | 0        | 2   | 2  | 5  | 2  | 0 | 1  | 2   | 0   | 8   |
|    | Team              |        |        |        |       | 2        | 3   | 5  |    |    | 3 |    |     |     |     |
|    | Totals            |        | 16-42  | 5-12   | 21-31 | 5        | 22  | 27 | 26 | 58 | 9 | 33 | 5   | 7   | 200 |

FG % 1st Half: 9-22 40.9% 2nd half: 7-20 35.0% Game: 16-42 38.1%  
3FG % 1st Half: 4-8 50.0% 2nd half: 1-4 25.0% Game: 5-12 41.7%  
FT % 1st Half: 12-19 63.2% 2nd half: 9-12 75.0% Game: 21-31 67.7%

Mississippi State 98 • 13-1

| #  | Player               | Total  |        | 3-Ptr  |       | Rebounds |     |    | PF | TP | A  | TO | Blk | Stl | Min |
|----|----------------------|--------|--------|--------|-------|----------|-----|----|----|----|----|----|-----|-----|-----|
|    |                      | FG-FGA | FG-FGA | FT-FTA | Off   | Def      | Tot |    |    |    |    |    |     |     |     |
| 03 | Breanna Richardson   | f      | 4-7    | 1-1    | 2-3   | 2        | 8   | 10 | 4  | 11 | 0  | 3  | 0   | 2   | 23  |
| 10 | Martha Alwal         | c      | 9-13   | 0-0    | 4-8   | 3        | 1   | 4  | 3  | 22 | 2  | 0  | 0   | 1   | 29  |
| 11 | Katia May            | g      | 4-6    | 0-0    | 0-0   | 0        | 0   | 0  | 5  | 8  | 3  | 2  | 0   | 0   | 19  |
| 14 | Kendra Grant         | g      | 3-9    | 0-1    | 10-12 | 4        | 3   | 7  | 4  | 16 | 2  | 3  | 1   | 2   | 28  |
| 51 | Savannah Carter      | g      | 4-8    | 1-1    | 2-4   | 1        | 3   | 4  | 3  | 11 | 5  | 1  | 0   | 4   | 26  |
| 00 | Dominique Dillingham | g      | 4-11   | 0-1    | 7-9   | 3        | 2   | 5  | 1  | 15 | 3  | 0  | 0   | 6   | 28  |
| 05 | Sherise Williams     | g      | 4-7    | 0-0    | 7-10  | 3        | 6   | 9  | 2  | 15 | 2  | 1  | 4   | 4   | 28  |
| 12 | Candace Foster       | g      | 0-0    | 0-0    | 0-0   | 0        | 0   | 0  | 0  | 0  | 0  | 1  | 0   | 0   | 2   |
| 21 | Jerica James         | g      | 0-7    | 0-3    | 0-0   | 2        | 2   | 4  | 1  | 0  | 4  | 2  | 0   | 1   | 17  |
|    | Team                 |        |        |        |       | 1        | 3   | 4  |    |    |    |    |     |     |     |
|    | Totals               |        | 32-68  | 2-7    | 32-46 | 19       | 28  | 47 | 23 | 98 | 21 | 13 | 5   | 20  | 200 |

FG % 1st Half: 12-31 38.7% 2nd half: 20-37 54.1% Game: 32-68 47.1%  
3FG % 1st Half: 1-4 25.0% 2nd half: 1-3 33.3% Game: 2-7 28.6%  
FT % 1st Half: 15-23 65.2% 2nd half: 17-23 73.9% Game: 32-46 69.6%

Officials: Scott Yarbrough, Eric J. Brewton, Kelly Johnson

Technical fouls: Miss. Valley St.-TEAM. Mississippi State-None.

Attendance: 2764

Technical foul MVSU bench 16:26 2nd half.

| Score by periods  | 1st | 2nd | Total |
|-------------------|-----|-----|-------|
| Miss. Valley St.  | 34  | 24  | 58    |
| Mississippi State | 40  | 58  | 98    |

Last FG - MVSU 2nd-01:57, MS 2nd-00:48.  
Largest lead - MVSU None, MS by 40 2nd-02:14.

Score tied - 4 times.  
Lead changed - 0 times.

## GAME 15 • JANUARY 2, 2014

Mississippi State 82  
Florida 72

Mississippi State 72 • 13-2, 0-1 SEC

| #  | Player               | Total  |        | 3-Ptr  |       | Rebounds |     |    | PF | TP | A  | TO | Blk | Stl | Min |
|----|----------------------|--------|--------|--------|-------|----------|-----|----|----|----|----|----|-----|-----|-----|
|    |                      | FG-FGA | FG-FGA | FT-FTA | Off   | Def      | Tot |    |    |    |    |    |     |     |     |
| 03 | Breanna Richardson   | f      | 3-7    | 0-1    | 6-6   | 6        | 5   | 11 | 3  | 12 | 0  | 5  | 2   | 1   | 32  |
| 10 | Martha Alwal         | c      | 2-7    | 0-0    | 2-5   | 2        | 3   | 5  | 4  | 6  | 0  | 2  | 0   | 2   | 32  |
| 11 | Katia May            | g      | 4-7    | 0-1    | 0-0   | 1        | 1   | 2  | 1  | 8  | 1  | 4  | 0   | 0   | 11  |
| 14 | Kendra Grant         | g      | 2-11   | 1-2    | 0-0   | 1        | 0   | 1  | 5  | 5  | 1  | 3  | 0   | 0   | 29  |
| 51 | Savannah Carter      | g      | 2-13   | 1-2    | 3-4   | 3        | 1   | 4  | 5  | 8  | 1  | 3  | 0   | 2   | 28  |
| 00 | Dominique Dillingham | g      | 6-12   | 2-5    | 2-3   | 1        | 2   | 3  | 3  | 16 | 3  | 2  | 1   | 2   | 38  |
| 05 | Sherise Williams     | g      | 1-2    | 0-0    | 1-3   | 4        | 0   | 4  | 0  | 3  | 0  | 0  | 0   | 0   | 7   |
| 12 | Candace Foster       | g      | 0-1    | 0-0    | 2-2   | 0        | 0   | 0  | 1  | 2  | 0  | 0  | 0   | 1   | 6   |
| 13 | Ketara Chapel        | g      | 0-0    | 0-0    | 0-3   | 2        | 3   | 5  | 2  | 0  | 0  | 2  | 0   | 0   | 8   |
| 21 | Jerica James         | g      | 4-10   | 2-7    | 2-2   | 1        | 3   | 4  | 2  | 12 | 4  | 4  | 0   | 0   | 29  |
|    | Team                 |        |        |        |       | 3        | 1   | 4  |    |    |    |    |     |     |     |
|    | Totals               |        | 24-70  | 6-18   | 18-28 | 24       | 19  | 43 | 26 | 72 | 10 | 22 | 3   | 8   | 200 |

FG % 1st Half: 12-31 38.7% 2nd half: 12-39 30.8% Game: 24-70 34.3%  
3FG % 1st Half: 4-9 44.4% 2nd half: 2-9 22.2% Game: 6-18 33.3%  
FT % 1st Half: 2-4 50.0% 2nd half: 16-24 66.7% Game: 18-28 64.3%

Florida 82 • 11-3, 1-0 SEC

| #  | Player           | Total  |        | 3-Ptr  |       | Rebounds |     |    | PF | TP | A  | TO | Blk | Stl | Min |
|----|------------------|--------|--------|--------|-------|----------|-----|----|----|----|----|----|-----|-----|-----|
|    |                  | FG-FGA | FG-FGA | FT-FTA | Off   | Def      | Tot |    |    |    |    |    |     |     |     |
| 22 | Lewis, Kayla     | f      | 1-3    | 0-1    | 3-4   | 2        | 0   | 2  | 4  | 5  | 1  | 1  | 0   | 0   | 16  |
| 31 | Svete, Lily      | f      | 0-1    | 0-1    | 0-0   | 1        | 2   | 3  | 1  | 0  | 0  | 1  | 0   | 1   | 21  |
| 03 | Miller, January  | g      | 5-12   | 0-2    | 2-2   | 5        | 5   | 10 | 5  | 12 | 0  | 1  | 1   | 2   | 27  |
| 10 | Bonds, Jaterria  | g      | 6-9    | 1-2    | 5-6   | 0        | 2   | 2  | 4  | 18 | 4  | 7  | 0   | 2   | 29  |
| 13 | Peoples, Cassie  | g      | 9-20   | 0-4    | 5-6   | 1        | 3   | 4  | 2  | 23 | 4  | 2  | 0   | 3   | 37  |
| 01 | Williams, Ronni  | g      | 1-2    | 0-0    | 2-4   | 2        | 6   | 8  | 5  | 4  | 2  | 8  | 2   | 0   | 18  |
| 04 | Needles, Carlie  | g      | 1-3    | 1-1    | 5-6   | 1        | 0   | 1  | 3  | 8  | 0  | 1  | 0   | 3   | 24  |
| 25 | Mercer, Christin | g      | 6-12   | 0-0    | 0-0   | 3        | 5   | 8  | 4  | 12 | 2  | 2  | 0   | 0   | 28  |
|    | Team             |        |        |        |       | 3        | 6   | 9  |    |    |    |    |     |     |     |
|    | Totals           |        | 29-62  | 2-10   | 22-28 | 18       | 29  | 47 | 28 | 82 | 13 | 23 | 3   | 11  | 200 |

FG % 1st Half: 15-32 46.9% 2nd half: 14-30 46.7% Game: 29-62 46.8%  
3FG % 1st Half: 2-6 33.3% 2nd half: 0-4 0.0% Game: 2-10 20.0%  
FT % 1st Half: 8-13 61.5% 2nd half: 14-15 93.3% Game: 22-28 78.6%

Officials: Michael McConnell, Joe Cunningham, Tory Winders

Technical fouls: Mississippi State-None. Florida-None.

Attendance: 1224

MSU#14 K.Grant fouls out at 9:57(2), UF#1 R.Williams at 5:38(2), MSU#51 S.Carter at 1:30(2), UF#3 J.Miller at :46.9(2)

| Score by periods  | 1st | 2nd | Total |
|-------------------|-----|-----|-------|
| Mississippi State | 30  | 42  | 72    |
| Florida           | 40  | 42  | 82    |

Last FG - MS 2nd-00:03, UF 2nd-02:41.  
Largest lead - MS by 2 1st-15:33, UF by 17 2nd-04:16.

Score tied - 2 times.  
Lead changed - 2 times.

## GAME 16 • JANUARY 5, 2014

Auburn 82  
Mississippi State 74

Auburn 82 • 10-4, 1-0 SEC



## GAME 17 • JANUARY 12, 2014

**Mississippi State 54**  
**Arkansas 50**

Mississippi State 54 • 14-3, 1-2 SEC

| #      | Player               | Total  |        |        | 3-Ptr  |        |        | Rebounds |     |     | PF | TP | A | TO | Blk | Stl | Min |
|--------|----------------------|--------|--------|--------|--------|--------|--------|----------|-----|-----|----|----|---|----|-----|-----|-----|
|        |                      | FG-FGA | FG-FGA | FT-FTA | FG-FGA | FG-FGA | FT-FTA | Off      | Def | Tot |    |    |   |    |     |     |     |
| 03     | Breanna Richardson   | f      | 6-10   | 0-0    | 3-5    | 4      | 5      | 9        | 3   | 15  | 1  | 2  | 1 | 1  | 1   | 35  |     |
| 10     | Martha Alwal         | c      | 8-16   | 0-0    | 2-6    | 2      | 9      | 11       | 2   | 18  | 0  | 2  | 2 | 1  | 1   | 38  |     |
| 00     | Dominique Dillingham | g      | 2-8    | 1-2    | 2-4    | 1      | 7      | 8        | 4   | 7   | 0  | 1  | 1 | 0  | 1   | 39  |     |
| 11     | Katia May            | g      | 2-5    | 0-0    | 1-2    | 0      | 1      | 1        | 3   | 5   | 7  | 3  | 0 | 0  | 0   | 19  |     |
| 51     | Savannah Carter      | g      | 1-4    | 0-0    | 0-0    | 1      | 2      | 3        | 3   | 2   | 3  | 3  | 0 | 1  | 0   | 28  |     |
| 05     | Sherise Williams     | g      | 0-0    | 0-0    | 0-0    | 0      | 2      | 2        | 1   | 0   | 0  | 1  | 0 | 0  | 0   | 2   |     |
| 12     | Candace Foster       | g      | 0-0    | 0-0    | 0-0    | 0      | 0      | 0        | 0   | 0   | 0  | 0  | 0 | 0  | 0   | 0+  |     |
| 13     | Ketara Chapel        | g      | 0-0    | 0-0    | 1-2    | 1      | 0      | 1        | 1   | 1   | 0  | 0  | 0 | 0  | 0   | 5   |     |
| 14     | Kendra Grant         | g      | 0-4    | 0-1    | 0-0    | 0      | 2      | 2        | 4   | 0   | 0  | 2  | 0 | 0  | 0   | 13  |     |
| 21     | Jerica James         | g      | 2-4    | 1-2    | 1-2    | 0      | 1      | 1        | 4   | 6   | 4  | 1  | 0 | 0  | 0   | 21  |     |
| Team   |                      |        |        |        |        | 1      | 3      | 4        |     |     |    |    |   |    |     |     |     |
| Totals |                      |        | 21-51  | 2-5    | 10-21  | 10     | 32     | 42       | 25  | 54  | 15 | 15 | 4 | 3  | 200 |     |     |

FG % 1st Half: 9-23 39.1% 2nd half: 12-28 42.9% Game: 21-51 41.2%  
3FG % 1st Half: 0-0 0.0% 2nd half: 2-5 40.0% Game: 2-5 40.0%  
FT % 1st Half: 5-10 50.0% 2nd half: 5-11 45.5% Game: 10-21 47.6%

ARKANSAS 50 • 14-3, 1-3 SEC

| #      | Player           | Total  |        |        | 3-Ptr  |        |        | Rebounds |     |     | PF | TP | A | TO | Blk | Stl | Min |
|--------|------------------|--------|--------|--------|--------|--------|--------|----------|-----|-----|----|----|---|----|-----|-----|-----|
|        |                  | FG-FGA | FG-FGA | FT-FTA | FG-FGA | FG-FGA | FT-FTA | Off      | Def | Tot |    |    |   |    |     |     |     |
| 00     | JACKSON, Jessica | f      | 1-5    | 0-2    | 2-2    | 0      | 7      | 7        | 3   | 4   | 0  | 0  | 1 | 1  | 1   | 25  |     |
| 01     | PEAK, Keira      | f      | 2-7    | 0-1    | 6-10   | 0      | 3      | 3        | 4   | 10  | 1  | 2  | 1 | 0  | 0   | 30  |     |
| 42     | BOWEN, Jhasmin   | f      | 4-7    | 0-0    | 1-2    | 0      | 1      | 1        | 4   | 9   | 0  | 0  | 1 | 1  | 1   | 23  |     |
| 01     | ADAMS, McKenzie  | g      | 3-9    | 1-4    | 11-12  | 1      | 4      | 5        | 1   | 18  | 2  | 2  | 0 | 0  | 0   | 34  |     |
| 11     | BERNA, Calli     | g      | 2-5    | 0-3    | 0-0    | 0      | 4      | 4        | 4   | 4   | 3  | 3  | 0 | 4  | 0   | 40  |     |
| 15     | BROOKS, Kelsey   | g      | 0-5    | 0-2    | 1-2    | 0      | 1      | 1        | 1   | 1   | 0  | 0  | 0 | 0  | 0   | 16  |     |
| 25     | BAILEY, Joey     | g      | 1-2    | 0-0    | 0-0    | 0      | 3      | 3        | 2   | 2   | 0  | 0  | 0 | 0  | 0   | 8   |     |
| 33     | WOLFF, Melissa   | g      | 1-5    | 0-0    | 0-0    | 2      | 2      | 4        | 1   | 2   | 2  | 1  | 3 | 2  | 2   | 24  |     |
| Team   |                  |        |        |        |        | 0      | 1      | 1        |     |     |    |    |   |    |     |     |     |
| Totals |                  |        | 14-45  | 1-12   | 21-28  | 3      | 26     | 29       | 20  | 50  | 8  | 8  | 6 | 8  | 200 |     |     |

FG % 1st Half: 7-22 31.8% 2nd half: 7-23 30.4% Game: 14-45 31.1%  
3FG % 1st Half: 1-7 14.3% 2nd half: 0-5 0.0% Game: 1-12 8.3%  
FT % 1st Half: 10-15 66.7% 2nd half: 11-13 84.6% Game: 21-28 75.0%

Officials: Brian Hall, Cameron Inouye, Metta Roberts  
Technical fouls: Mississippi State-None. ARKANSAS-None.  
Attendance: 1701  
Estimated Actual Attendance: 1,314

| Score by periods  | 1st | 2nd | Total |
|-------------------|-----|-----|-------|
| Mississippi State | 23  | 31  | 54    |
| ARKANSAS          | 25  | 25  | 50    |

Last FG - MS 2nd-00:49, AR 2nd-03:49.  
Largest lead - MS by 7 1st-15:48, AR by 9 2nd-13:37.

Score tied - 9 times.  
Lead changed - 7 times.

## GAME 18 • JANUARY 16, 2014

**Tennessee 67**  
**Mississippi State 63**

Tennessee 67 • 14-3 (3-2 SEC)

| #      | Player            | Total  |        |        | 3-Ptr  |        |        | Rebounds |     |     | PF | TP | A | TO | Blk | Stl | Min |
|--------|-------------------|--------|--------|--------|--------|--------|--------|----------|-----|-----|----|----|---|----|-----|-----|-----|
|        |                   | FG-FGA | FG-FGA | FT-FTA | FG-FGA | FG-FGA | FT-FTA | Off      | Def | Tot |    |    |   |    |     |     |     |
| 02     | Jasmine Jones     | f      | 1-3    | 0-0    | 2-2    | 2      | 0      | 2        | 2   | 4   | 0  | 4  | 0 | 0  | 0   | 11  |     |
| 11     | Cierra Burdick    | f      | 4-10   | 0-0    | 1-2    | 2      | 3      | 5        | 4   | 9   | 1  | 1  | 0 | 0  | 0   | 29  |     |
| 20     | Isabelle Harrison | f      | 4-7    | 0-0    | 2-6    | 1      | 4      | 5        | 3   | 10  | 2  | 4  | 1 | 1  | 1   | 27  |     |
| 21     | Mercedes Russell  | c      | 3-5    | 0-0    | 0-0    | 2      | 3      | 5        | 0   | 6   | 0  | 1  | 1 | 0  | 0   | 20  |     |
| 05     | Ariel Massengale  | g      | 3-7    | 0-2    | 7-7    | 0      | 2      | 2        | 1   | 13  | 7  | 5  | 0 | 1  | 1   | 37  |     |
| 00     | Jordan Reynolds   | g      | 0-2    | 0-2    | 0-0    | 1      | 0      | 1        | 1   | 0   | 0  | 1  | 0 | 0  | 0   | 7   |     |
| 10     | Meighan Simmons   | g      | 1-3    | 1-2    | 0-0    | 0      | 1      | 1        | 1   | 3   | 3  | 3  | 0 | 2  | 1   | 16  |     |
| 12     | Bashaara Graves   | g      | 4-6    | 0-0    | 5-6    | 1      | 4      | 5        | 3   | 13  | 2  | 1  | 0 | 0  | 0   | 29  |     |
| 14     | Andraya Carter    | g      | 4-6    | 0-1    | 1-2    | 2      | 3      | 5        | 1   | 9   | 1  | 1  | 0 | 0  | 2   | 24  |     |
| Team   |                   |        |        |        |        | 2      | 2      | 4        |     |     |    |    |   |    |     |     |     |
| Totals |                   |        | 24-49  | 1-7    | 18-25  | 13     | 22     | 35       | 16  | 67  | 16 | 22 | 2 | 9  | 200 |     |     |

FG % 1st Half: 10-28 35.7% 2nd half: 14-21 66.7% Game: 24-49 49.0%  
3FG % 1st Half: 0-5 0.0% 2nd half: 1-2 50.0% Game: 1-7 14.3%  
FT % 1st Half: 6-8 75.0% 2nd half: 12-17 70.6% Game: 18-25 72.0%

Mississippi State 63 • 14-4 (1-3 SEC)

| #      | Player               | Total  |        |        | 3-Ptr  |        |        | Rebounds |     |     | PF | TP | A | TO | Blk | Stl | Min |
|--------|----------------------|--------|--------|--------|--------|--------|--------|----------|-----|-----|----|----|---|----|-----|-----|-----|
|        |                      | FG-FGA | FG-FGA | FT-FTA | FG-FGA | FG-FGA | FT-FTA | Off      | Def | Tot |    |    |   |    |     |     |     |
| 03     | Breanna Richardson   | f      | 3-5    | 0-0    | 2-3    | 4      | 3      | 7        | 4   | 8   | 1  | 0  | 0 | 0  | 0   | 26  |     |
| 10     | Martha Alwal         | c      | 4-9    | 0-0    | 2-4    | 5      | 4      | 9        | 3   | 10  | 0  | 2  | 2 | 1  | 1   | 37  |     |
| 00     | Dominique Dillingham | g      | 1-11   | 1-7    | 0-0    | 1      | 0      | 1        | 1   | 3   | 0  | 1  | 0 | 3  | 0   | 30  |     |
| 11     | Katia May            | g      | 6-10   | 2-3    | 0-0    | 2      | 1      | 3        | 5   | 14  | 6  | 3  | 0 | 2  | 2   | 32  |     |
| 51     | Savannah Carter      | g      | 2-6    | 0-0    | 0-0    | 1      | 2      | 3        | 1   | 4   | 2  | 0  | 0 | 2  | 0   | 20  |     |
| 05     | Sherise Williams     | g      | 0-2    | 0-0    | 0-0    | 0      | 0      | 0        | 1   | 0   | 0  | 1  | 0 | 0  | 0   | 3   |     |
| 13     | Ketara Chapel        | g      | 0-0    | 0-0    | 1-2    | 2      | 1      | 3        | 5   | 1   | 0  | 2  | 0 | 0  | 0   | 14  |     |
| 14     | Kendra Grant         | g      | 8-17   | 3-8    | 2-3    | 0      | 1      | 1        | 2   | 21  | 0  | 5  | 0 | 0  | 0   | 30  |     |
| 21     | Jerica James         | g      | 1-2    | 0-0    | 0-0    | 0      | 0      | 0        | 2   | 2   | 2  | 0  | 2 | 0  | 2   | 8   |     |
| Team   |                      |        |        |        |        | 0      | 4      | 4        |     |     |    |    |   |    |     |     |     |
| Totals |                      |        | 25-62  | 6-18   | 7-12   | 15     | 16     | 31       | 22  | 63  | 11 | 16 | 2 | 10 | 200 |     |     |

FG % 1st Half: 11-33 33.3% 2nd half: 14-29 48.3% Game: 25-62 40.2%  
3FG % 1st Half: 1-8 12.5% 2nd half: 5-10 50.0% Game: 6-18 33.3%  
FT % 1st Half: 0-2 0.0% 2nd half: 7-10 70.0% Game: 7-12 58.3%

Officials: Scott Yarbrough, Gina Cross, Kelly Johnson  
Technical fouls: Tennessee-None. Mississippi State-None.  
Attendance: 3169

| Score by periods  | 1st | 2nd | Total |
|-------------------|-----|-----|-------|
| Tennessee         | 26  | 41  | 67    |
| Mississippi State | 23  | 40  | 63    |

Last FG - UT 2nd-00:36, MS 2nd-00:07.  
Largest lead - UT by 12 1st-09:52, MS by 2 1st-18:45.

| Points | In | Off | 2nd | Fast | Bench |
|--------|----|-----|-----|------|-------|
| UT     | 38 | 20  | 14  | 6    | 25    |
| MS     | 20 | 13  | 11  | 6    | 24    |

Score tied - 2 times.  
Lead changed - 1 time.

## GAME 19 • JANUARY 19, 2014

**Mississippi State 35**  
**Texas A&M 73**

Mississippi State 35 • 14-5, 1-4 SEC

| #      | Player               | Total  |        |        | 3-Ptr  |        |        | Rebounds |     |     | PF | TP | A | TO | Blk | Stl | Min |
|--------|----------------------|--------|--------|--------|--------|--------|--------|----------|-----|-----|----|----|---|----|-----|-----|-----|
|        |                      | FG-FGA | FG-FGA | FT-FTA | FG-FGA | FG-FGA | FT-FTA | Off      | Def | Tot |    |    |   |    |     |     |     |
| 00     | Dominique Dillingham | *      | 1-7    | 0-1    | 3-5    | 5      | 0      | 5        | 3   | 5   | 0  | 0  | 1 | 0  | 0   | 33  |     |
| 03     | Breanna Richardson   | *      | 1-8    | 0-0    | 2-4    | 2      | 5      | 7        | 2   | 4   | 1  | 3  | 1 | 0  | 0   | 24  |     |
| 10     | Martha Alwal         | *      | 3-12   | 0-0    | 0-2    | 3      | 1      | 4        | 0   | 6   | 0  | 1  | 1 | 0  | 0   | 23  |     |
| 11     | Katia May            | *      | 2-8    | 0-0    | 4-4    | 1      | 0      | 1        | 3   | 8   | 4  | 3  | 0 | 1  | 1   | 28  |     |
| 51     | Savannah Carter      | *      | 1-3    | 0-1    | 0-0    | 0      | 2      | 2        | 3   | 2   | 2  | 1  | 0 | 1  | 0   | 18  |     |
| 05     | Sherise Williams     | *      | 2-7    | 0-0    | 0-1    | 1      | 1      | 2        | 3   | 4   | 0  | 1  | 0 | 1  | 0   | 17  |     |
| 12     | Candace Foster       | *      | 1-2    | 0-0    | 0-0    | 0      | 0      | 0        | 2   | 2   | 0  | 2  | 0 | 0  | 0   | 17  |     |
| 13     | Ketara Chapel        | *      | 1-4    | 0-1    | 2-2    | 1      | 1      | 2        | 2   | 4   | 0  | 1  | 0 | 0  | 0   | 15  |     |
| 14     | Kendra Grant         | *      | 0-4    | 0-1    | 0-0    | 1      | 2      | 3        | 2   | 0   | 0  | 0  | 0 | 0  | 0   | 12  |     |
| 21     | Jerica James         | *      | 0-4    | 0-1    | 0-0    | 0      | 0      | 0        | 1   | 0   | 2  | 3  | 0 | 1  | 1   | 12  |     |
| 24     | J'Net Wash           | *      | 0-0    | 0-0    | 0-0    | 0      | 0      | 0        | 0   | 0   | 0  | 0  | 0 | 0  | 0   | 1   |     |
| Team   |                      |        |        |        |        | 2      | 1      | 3        |     |     |    |    |   |    |     |     |     |
| Totals |                      |        | 12-59  | 0-5    | 11-18  | 16     | 13     | 29       | 21  | 35  | 9  | 15 | 3 | 4  | 200 |     |     |

FG % 1st Half: 7-33 21.2% 2nd half: 5-26 19.2% Game: 12-59 20.3%  
3FG % 1st Half: 0-3 0.0% 2nd half: 0-2 0.0% Game: 0-5 0.0%  
FT % 1st Half: 6-11 54.5% 2nd half: 5-7 71.4% Game: 11-18 61.1%

Texas A&M 73 • 15-4, 5-0 SEC

| #    | Player               | Total  |        |        | 3-Ptr  |        |        | Rebounds |     |     | PF | TP | A | TO | Blk | Stl | Min |
|------|----------------------|--------|--------|--------|--------|--------|--------|----------|-----|-----|----|----|---|----|-----|-----|-----|
|      |                      | FG-FGA | FG-FGA | FT-FTA | FG-FGA | FG-FGA | FT-FTA | Off      | Def | Tot |    |    |   |    |     |     |     |
| 01   | Courtney Williams    | *      | 6-10   | 1-2    | 2-2    | 1      | 4      | 5        | 2   | 15  | 1  | 3  | 0 | 0  | 0   | 21  |     |
| 24   | Jordan Jones         | *      | 1-3    | 0-0    | 4-4    | 0      | 2      | 2        | 3   | 6   | 9  | 4  | 0 | 2  | 0   | 26  |     |
| 33   | Courtney Walker      | *      | 6-12   | 0-1    | 4-6    | 2      | 1      | 3        | 1   | 16  | 2  | 0  | 0 | 2  | 31  |     |     |
| 34   | Karla Gilbert        | *      | 1-2    | 0-0    | 0-2    | 2      | 8      | 10       | 3   | 2   | 1  | 1  | 4 | 0  | 0   | 20  |     |
| 05   | Achiri Ade           | *      | 6-7    | 0-0    | 2-4    | 4      | 5      | 9        | 2   | 14  | 0  | 1  | 4 | 1  | 1   | 25  |     |
| 05   | C. Sanchez-Quintanar | *      | 0-0    | 0-0    | 0-0    | 0      | 0      | 0        | 0   | 0   | 0  | 0  | 0 | 0  | 0   | 1   |     |
| 10   | Allison Chu          | *      | 0-0    | 0-0    | 0-0    | 0      | 0      | 0        | 0   | 0   | 0  | 1  | 0 | 0  | 0   | 2   |     |
| 11   | Curtyce Knox         | *      | 4-1    | 0-0    | 2-2    | 0      | 0      | 0        | 1   | 4   | 3  | 4  | 1 | 1  | 1   | 12  |     |
| 12   | Jada Terry           | *      | 0-1    | 0-0    | 2-4    | 0      | 1      | 1        | 2   | 2   | 0  | 0  | 0 | 0  | 0   | 5   |     |
| 13   | Chelsea Jennings     | *      | 3-5    | 0-0    | 1-2    | 2      | 2      | 4        | 2   | 7   | 0  | 0  | 1 | 0  | 0   | 9   |     |
| 14   | Kristen Grant        | *      | 1-3    | 0-1    | 0-0    | 0      | 1      | 1        | 1   | 2   | 0  | 1  | 0 | 0  | 0   | 6   |     |
| 15   | Tori Scott           | *      | 0-3    | 0-2    | 1-2    | 0      | 0      | 0        | 0   | 1   | 2  | 0  | 0 | 0  | 0   | 14  |     |
| 23   | Rachel Mitchell      | *      | 2-2    | 0-0    | 0-0    | 1      | 5      | 6        | 1   | 4   | 0  | 0  | 3 | 1  | 1   | 16  |     |
| 32   | T. Scott-Williams    | *      | 0-2    | 0-0    | 0-0    | 3      | 3      | 6        | 1   | 0   | 0  | 0  | 0 | 0  | 0   | 12  |     |
| Team |                      |        |        |        |        | 0      | 3      | 3        |     |     |    |    |   |    |     |     |     |

## GAME 21 • JANUARY 26, 2014

Missouri **62**  
Mississippi State **69**

Missouri 62 • 13-7 (2-5 SEC)

| ##     | Player             | Total  |        | 3-Ptr  |        | Rebounds |     |     | PF | TP | A  | TO | Blk | Stl | Min |
|--------|--------------------|--------|--------|--------|--------|----------|-----|-----|----|----|----|----|-----|-----|-----|
|        |                    | FG-FGA | FT-FTA | FG-FGA | FT-FTA | Off      | Def | Tot |    |    |    |    |     |     |     |
| 13     | Bri Kulas          | f      | 5-13   | 1-3    | 3-4    | 2        | 6   | 8   | 4  | 14 | 3  | 6  | 0   | 0   | 28  |
| 22     | Jordan Frericks    | f      | 3-5    | 0-0    | 2-3    | 1        | 4   | 5   | 4  | 8  | 0  | 2  | 0   | 1   | 26  |
| 01     | Lianna Doty        | g      | 1-2    | 0-0    | 3-5    | 1        | 6   | 7   | 5  | 5  | 9  | 6  | 0   | 3   | 39  |
| 02     | Morgan Stock       | g      | 3-10   | 1-7    | 0-0    | 1        | 0   | 1   | 4  | 7  | 1  | 1  | 0   | 0   | 17  |
| 30     | Morgan Eye         | g      | 4-10   | 4-9    | 2-2    | 1        | 2   | 3   | 14 | 0  | 0  | 0  | 0   | 1   | 40- |
| 00     | Darian Saunders    | g      | 0-1    | 0-0    | 0-0    | 0        | 0   | 0   | 0  | 0  | 0  | 0  | 0   | 0   | 1   |
| 03     | Bree Fowler        | g      | 1-1    | 0-0    | 0-0    | 0        | 0   | 0   | 0  | 2  | 0  | 0  | 0   | 0   | 7   |
| 10     | Maddie Stock       | g      | 0-0    | 0-0    | 0-0    | 0        | 0   | 0   | 0  | 0  | 0  | 0  | 0   | 0   | 2   |
| 11     | Lindsey Cunningham | g      | 0-0    | 0-0    | 0-0    | 0        | 0   | 0   | 0  | 1  | 0  | 0  | 0   | 0   | 1   |
| 20     | Kayla McDowell     | g      | 1-4    | 0-0    | 2-2    | 0        | 4   | 4   | 1  | 4  | 2  | 1  | 1   | 0   | 19  |
| 24     | Sierra Michaelis   | g      | 4-4    | 0-0    | 0-0    | 1        | 2   | 3   | 5  | 8  | 0  | 1  | 0   | 2   | 20  |
| Team   |                    |        |        |        | 1      |          | 3   |     | 4  |    |    |    |     |     |     |
| Totals |                    |        | 22-50  | 6-19   | 12-16  | 8        | 27  | 35  | 27 | 62 | 15 | 20 | 1   | 7   | 200 |

FG % 1st Half: 13-26 50.0% 2nd half: 9-24 37.5% Game: 22-50 44.0%  
3FG % 1st Half: 4-11 36.4% 2nd half: 2-8 25.0% Game: 6-19 31.6%  
FT % 1st Half: 2-2 100.0% 2nd half: 10-14 71.4% Game: 12-16 75.0%

Mississippi State 69 • 15-6 (2-5 SEC)

| ##     | Player               | Total  |        | 3-Ptr  |        | Rebounds |     |     | PF | TP | A  | TO | Blk | Stl | Min |
|--------|----------------------|--------|--------|--------|--------|----------|-----|-----|----|----|----|----|-----|-----|-----|
|        |                      | FG-FGA | FT-FTA | FG-FGA | FT-FTA | Off      | Def | Tot |    |    |    |    |     |     |     |
| 03     | Breanna Richardson   | f      | 5-10   | 0-0    | 5-9    | 1        | 3   | 4   | 2  | 15 | 2  | 1  | 0   | 1   | 25  |
| 10     | Martha Alwal         | c      | 5-12   | 0-0    | 3-4    | 4        | 9   | 13  | 2  | 13 | 1  | 0  | 3   | 2   | 40- |
| 00     | Dominique Dillingham | g      | 6-16   | 5-9    | 4-6    | 5        | 1   | 6   | 0  | 21 | 4  | 1  | 0   | 2   | 37  |
| 11     | Katia May            | g      | 2-9    | 1-5    | 2-4    | 1        | 3   | 4   | 5  | 7  | 6  | 4  | 0   | 1   | 28  |
| 51     | Savannah Carter      | g      | 2-4    | 0-1    | 0-0    | 3        | 1   | 4   | 4  | 4  | 2  | 4  | 0   | 2   | 28  |
| 05     | Sherise Williams     | g      | 0-0    | 0-0    | 0-0    | 0        | 0   | 0   | 0  | 0  | 0  | 0  | 0   | 0   | 0+  |
| 13     | Ketara Chapel        | g      | 2-2    | 0-0    | 0-0    | 1        | 0   | 1   | 2  | 4  | 1  | 0  | 1   | 0   | 15  |
| 14     | Kendra Grant         | g      | 1-5    | 0-1    | 0-0    | 1        | 1   | 2   | 2  | 2  | 0  | 1  | 0   | 0   | 15  |
| 21     | Jerica James         | g      | 0-3    | 0-2    | 3-4    | 0        | 2   | 2   | 1  | 3  | 1  | 1  | 0   | 0   | 12  |
| Team   |                      |        |        |        | 0      |          | 3   |     | 3  |    |    |    |     |     |     |
| Totals |                      |        | 23-61  | 6-18   | 17-27  | 16       | 23  | 39  | 18 | 69 | 17 | 12 | 4   | 8   | 200 |

FG % 1st Half: 10-34 29.4% 2nd half: 13-27 48.1% Game: 23-61 37.7%  
3FG % 1st Half: 3-12 25.0% 2nd half: 3-6 50.0% Game: 6-18 33.3%  
FT % 1st Half: 4-8 50.0% 2nd half: 13-19 68.4% Game: 17-27 63.0%

Officials: Mark Zentz, Laura C. Morris, Dawn Marsh  
Technical fouls: Missouri-None, Mississippi State-Breanna Richardson.  
Attendance: 2713  
Technical foul MSU #03 at 11:59.

| Score by periods  | 1st | 2nd | Total |
|-------------------|-----|-----|-------|
| Missouri          | 32  | 30  | 62    |
| Mississippi State | 27  | 42  | 69    |

Last FG - MU-W 2nd-01:39, MS 2nd-04:10.  
Largest lead - MU-W by 8 1st-02:20, MS by 9 2nd-07:08.

| Points | In | Off | 2nd | Fast | Bench |
|--------|----|-----|-----|------|-------|
| MU-W   | 26 | 15  | 3   | 2    | 14    |
| MS     | 26 | 22  | 11  | 8    | 9     |

Score tied - 3 times.  
Lead changed - 4 times.

## GAME 22 • JANUARY 30, 2014

Mississippi State **56**  
LSU **65**

Mississippi State 56 • 15-7 (2-6)

| ##     | Player               | Total  |        | 3-Ptr  |        | Rebounds |     |     | PF | TP | A  | TO | Blk | Stl | Min |
|--------|----------------------|--------|--------|--------|--------|----------|-----|-----|----|----|----|----|-----|-----|-----|
|        |                      | FG-FGA | FT-FTA | FG-FGA | FT-FTA | Off      | Def | Tot |    |    |    |    |     |     |     |
| 03     | Breanna Richardson   | f      | 2-6    | 0-2    | 1-2    | 0        | 1   | 1   | 4  | 5  | 0  | 2  | 0   | 0   | 11  |
| 10     | Martha Alwal         | c      | 4-7    | 0-0    | 0-2    | 3        | 4   | 7   | 1  | 8  | 1  | 1  | 3   | 4   | 40  |
| 00     | Dominique Dillingham | g      | 1-10   | 1-7    | 6-6    | 0        | 2   | 2   | 4  | 9  | 2  | 2  | 0   | 1   | 36  |
| 11     | Katia May            | g      | 5-9    | 2-4    | 0-0    | 0        | 3   | 3   | 4  | 12 | 4  | 8  | 0   | 1   | 31  |
| 51     | Savannah Carter      | g      | 1-8    | 1-3    | 3-4    | 2        | 4   | 6   | 2  | 6  | 3  | 2  | 0   | 2   | 34  |
| 05     | Sherise Williams     | g      | 1-1    | 0-0    | 2-2    | 1        | 0   | 1   | 0  | 4  | 0  | 0  | 0   | 0   | 2   |
| 13     | Ketara Chapel        | g      | 1-3    | 1-3    | 0-0    | 2        | 0   | 2   | 4  | 3  | 0  | 2  | 0   | 0   | 27  |
| 14     | Kendra Grant         | g      | 1-3    | 0-0    | 3-4    | 2        | 1   | 3   | 2  | 5  | 1  | 0  | 0   | 0   | 10  |
| 21     | Jerica James         | g      | 1-2    | 0-1    | 2-2    | 1        | 0   | 1   | 0  | 4  | 0  | 1  | 0   | 0   | 9   |
| Team   |                      |        |        |        | 5      |          | 6   |     | 6  |    |    |    |     |     |     |
| Totals |                      |        | 17-49  | 5-20   | 17-22  | 16       | 16  | 32  | 21 | 56 | 11 | 20 | 3   | 8   | 200 |

FG % 1st Half: 8-26 30.8% 2nd half: 9-23 39.1% Game: 17-49 34.7%  
3FG % 1st Half: 2-11 18.2% 2nd half: 3-9 33.3% Game: 5-20 25.0%  
FT % 1st Half: 8-10 80.0% 2nd half: 9-12 75.0% Game: 17-22 77.3%

LSU 65 • 17-4 (6-2)

| ##     | Player             | Total  |        | 3-Ptr  |        | Rebounds |     |     | PF | TP | A  | TO | Blk | Stl | Min |
|--------|--------------------|--------|--------|--------|--------|----------|-----|-----|----|----|----|----|-----|-----|-----|
|        |                    | FG-FGA | FT-FTA | FG-FGA | FT-FTA | Off      | Def | Tot |    |    |    |    |     |     |     |
| 55     | PLAISANCE, Theresa | f      | 6-13   | 0-1    | 0-1    | 1        | 5   | 6   | 2  | 12 | 0  | 1  | 4   | 0   | 33  |
| 21     | MCKINNEY, Shanece  | c      | 7-7    | 0-0    | 5-5    | 4        | 3   | 7   | 3  | 19 | 0  | 2  | 2   | 2   | 30  |
| 05     | KENNEY, Jeanne     | g      | 4-10   | 2-5    | 3-3    | 0        | 3   | 3   | 3  | 13 | 7  | 4  | 0   | 1   | 38  |
| 11     | MONCRIEF, Raigyne  | g      | 6-11   | 0-0    | 5-8    | 0        | 3   | 3   | 2  | 17 | 1  | 1  | 0   | 2   | 31  |
| 32     | BALLARD, Danielle  | g      | 1-4    | 0-0    | 0-0    | 2        | 2   | 4   | 3  | 2  | 2  | 5  | 0   | 1   | 24  |
| 04     | PEDERSEN, Anne     | g      | 0-0    | 0-0    | 0-0    | 0        | 0   | 0   | 1  | 0  | 0  | 2  | 0   | 0   | 7   |
| 13     | HILL, Rina         | g      | 0-0    | 0-0    | 0-0    | 0        | 1   | 1   | 0  | 0  | 0  | 1  | 0   | 0   | 6   |
| 24     | HARDEN, DaShawn    | g      | 1-3    | 0-0    | 0-0    | 2        | 0   | 2   | 2  | 2  | 2  | 2  | 0   | 4   | 17  |
| 42     | BOYKIN, Sheila     | g      | 0-0    | 0-0    | 0-0    | 0        | 1   | 1   | 2  | 0  | 2  | 1  | 0   | 1   | 14  |
| Team   |                    |        |        |        | 1      |          | 1   |     | 1  |    |    |    |     |     |     |
| Totals |                    |        | 25-48  | 2-6    | 13-17  | 10       | 18  | 28  | 18 | 65 | 14 | 19 | 6   | 11  | 200 |

FG % 1st Half: 8-22 36.4% 2nd half: 17-26 65.4% Game: 25-48 52.1%  
3FG % 1st Half: 1-5 20.0% 2nd half: 1-1 100.0% Game: 2-6 33.3%  
FT % 1st Half: 4-8 50.0% 2nd half: 9-12 75.0% Game: 13-17 76.5%

Officials: R: Bob Trammell; U1: Mary Day; U2: Luis Gonzalez  
Technical fouls: Mississippi State-None, LSU-None.  
Attendance: 2587

| Score by periods  | 1st | 2nd | Total |
|-------------------|-----|-----|-------|
| Mississippi State | 26  | 30  | 56    |
| LSU               | 21  | 44  | 65    |

| Points | In | Off | 2nd | Fast | Bench |
|--------|----|-----|-----|------|-------|
| MS     | 18 | 19  | 12  | 0    | 16    |
| LSU    | 38 | 17  | 11  | 6    | 2     |

Last FG - MS 2nd-00:49, LSU 2nd-01:05.  
Largest lead - MS by 5 1st-03:54, LSU by 12 2nd-08:23.

Score tied - 5 times.  
Lead changed - 7 times.

## GAME 23 • FEBRUARY 2, 2014

Georgia **67**  
Mississippi State **80**

Georgia 67 • 15-7 (3-6 SEC)

| ##     | Player           | Total  |        | 3-Ptr  |        | Rebounds |     |     | PF | TP | A  | TO | Blk | Stl | Min |
|--------|------------------|--------|--------|--------|--------|----------|-----|-----|----|----|----|----|-----|-----|-----|
|        |                  | FG-FGA | FT-FTA | FG-FGA | FT-FTA | Off      | Def | Tot |    |    |    |    |     |     |     |
| 13     | Merritt Hempe    | f      | 1-2    | 0-0    | 2-2    | 2        | 0   | 2   | 5  | 4  | 1  | 2  | 0   | 0   | 20  |
| 15     | Krista Donald    | f      | 3-3    | 0-0    | 0-0    | 2        | 4   | 6   | 2  | 6  | 1  | 6  | 0   | 1   | 31  |
| 01     | Khaalidah Miller | g      | 2-9    | 0-1    | 3-3    | 0        | 2   | 2   | 2  | 7  | 3  | 2  | 0   | 2   | 36  |
| 20     | Shacobia Barbee  | g      | 3-7    | 0-1    | 2-2    | 2        | 3   | 5   | 5  | 8  | 1  | 2  | 1   | 3   | 31  |
| 31     | Erika Ford       | g      | 10-19  | 3-4    | 4-4    | 0        | 4   | 4   | 0  | 27 | 2  | 3  | 0   | 2   | 32  |
| 03     | Tiarra Griffin   | g      | 5-10   | 0-3    | 1-2    | 0        | 0   | 0   | 2  | 11 | 1  | 1  | 0   | 1   | 18  |
| 21     | Kaelyn Causwell  | g      | 0-2    | 0-0    | 0-0    | 1        | 2   | 3   | 2  | 0  | 0  | 1  | 1   | 0   | 7   |
| 23     | Halle Washington | g      | 1-5    | 0-0    | 2-2    | 1        | 5   | 6   | 4  | 4  | 1  | 1  | 1   | 1   | 21  |
| 24     | Marjorie Butler  | g      | 0-0    | 0-0    | 0-0    | 1        | 0   | 1   | 1  | 0  | 1  | 2  | 0   | 0   | 4   |
| Team   |                  |        |        |        | 1      |          | 2   |     | 1  |    |    |    |     |     |     |
| Totals |                  |        | 25-57  | 3-9    | 14-15  | 10       | 21  | 31  | 23 | 67 | 11 | 21 | 3   | 10  | 200 |

FG % 1st Half: 15-31 48.4% 2nd half: 10-26 38.5% Game: 25-57 43.9%  
3FG % 1st Half: 2-4 50.0% 2nd half: 1-6 16.7% Game: 3-9 33.3%  
FT % 1st Half: 5-6 83.3% 2nd half: 9-9 100.0% Game: 14-15 93.3%

Mississippi State 80 • 16-7 (3-6 SEC)

| ## | Player               | Total  |        | 3-Ptr  |        | Rebounds |     |     | PF | TP | A | TO | Blk | Stl | Min |
|----|----------------------|--------|--------|--------|--------|----------|-----|-----|----|----|---|----|-----|-----|-----|
|    |                      | FG-FGA | FT-FTA | FG-FGA | FT-FTA | Off      | Def | Tot |    |    |   |    |     |     |     |
| 03 | Breanna Richardson   | f      | 3-9    | 0-0    | 7-7    | 0        | 4   | 4   | 4  | 13 | 0 | 2  | 0   | 2   | 28  |
| 10 | Martha Alwal         | c      | 7-14   | 0-0    | 6-7    | 0        | 7   | 7   | 0  | 20 | 1 | 0  | 2   | 0   | 37  |
| 00 | Dominique Dillingham | g      | 3-4    | 0-0    | 1-2    | 0        | 2   | 2   | 2  | 7  | 4 | 0  | 0   | 0   | 38  |
| 11 | Katia May            | g      | 6-8    | 2-2    | 3-4    | 1        | 1   | 2   | 3  | 17 | 5 | 5  | 0   | 5   | 26  |
| 51 | Savannah Carter      | g      | 1-2    | 1-2    | 0-2    | 0        | 5   | 5   | 2  | 3  | 3 | 5  | 0   | 1   | 31  |
| 05 | Sherise Williams     | g      | 1-1    | 0-0    | 0-0    | 1        | 0   | 1   | 0  | 2  | 0 | 0  | 0   | 0   | 3   |
| 13 | Ketara Chapel        | g      | 2-6    | 0-2    | 1-2    |          |     |     |    |    |   |    |     |     |     |



## GAME 25 • FEBRUARY 9, 2014

**Mississippi State 43**  
**Auburn 51**

### Mississippi State 43 • 16-9, 3-8 SEC

| #      | Player               | Total  |        |        | 3-Ptr  |        |        | Rebounds |     |     | PF | TP | A | TO | Blk | Stl | Min |
|--------|----------------------|--------|--------|--------|--------|--------|--------|----------|-----|-----|----|----|---|----|-----|-----|-----|
|        |                      | FG-FGA | FG-FGA | FT-FTA | FG-FGA | FG-FGA | FT-FTA | Off      | Def | Tot |    |    |   |    |     |     |     |
| 03     | Breanna Richardson   | f      | 2-4    | 0-0    | 2-4    | 2      | 2      | 4        | 2   | 6   | 1  | 3  | 0 | 3  | 22  |     |     |
| 10     | Martha Alwal         | c      | 6-13   | 0-0    | 2-4    | 1      | 2      | 3        | 1   | 14  | 0  | 5  | 4 | 1  | 40  |     |     |
| 00     | Dominique Dillingham | g      | 1-5    | 1-2    | 2-2    | 3      | 4      | 7        | 2   | 5   | 0  | 0  | 0 | 1  | 32  |     |     |
| 11     | Katia May            | g      | 3-9    | 0-2    | 0-0    | 0      | 3      | 3        | 5   | 6   | 3  | 8  | 0 | 2  | 35  |     |     |
| 51     | Savannah Carter      | g      | 0-2    | 0-1    | 0-0    | 2      | 2      | 4        | 2   | 0   | 4  | 5  | 0 | 3  | 25  |     |     |
| 13     | Ketara Chapel        | g      | 1-6    | 0-0    | 3-4    | 1      | 0      | 1        | 3   | 5   | 1  | 3  | 0 | 1  | 18  |     |     |
| 14     | Kendra Grant         | g      | 2-7    | 1-2    | 2-4    | 0      | 4      | 4        | 4   | 7   | 1  | 0  | 0 | 0  | 23  |     |     |
| 21     | Jerica James         | g      | 0-0    | 0-0    | 0-0    | 0      | 0      | 0        | 0   | 0   | 1  | 3  | 0 | 2  | 5   |     |     |
| Team   |                      |        |        |        |        | 2 4 6  |        |          |     |     |    |    |   |    |     |     |     |
| Totals |                      |        | 15-46  | 2-7    | 11-18  | 11     | 21     | 32       | 19  | 43  | 11 | 27 | 4 | 13 | 200 |     |     |

FG % 1st Half: 11-25 44.0% 2nd half: 4-21 19.0% Game: 15-46 32.6% Deadball Rebounds 4,2  
3FG % 1st Half: 1-4 25.0% 2nd half: 1-3 33.3% Game: 2-7 28.6%  
FT % 1st Half: 5-8 62.5% 2nd half: 6-10 60.0% Game: 11-18 61.1%

### Auburn 51 • 13-10, 4-6 SEC

| #      | Player            | Total  |        |        | 3-Ptr  |        |        | Rebounds |     |     | PF | TP | A | TO | Blk | Stl | Min |
|--------|-------------------|--------|--------|--------|--------|--------|--------|----------|-----|-----|----|----|---|----|-----|-----|-----|
|        |                   | FG-FGA | FG-FGA | FT-FTA | FG-FGA | FG-FGA | FT-FTA | Off      | Def | Tot |    |    |   |    |     |     |     |
| 22     | Tyrese Tanner     | f      | 8-17   | 0-0    | 5-6    | 4      | 6      | 10       | 4   | 21  | 1  | 5  | 0 | 4  | 27  |     |     |
| 44     | Tra'Ceé Tanner    | c      | 1-3    | 0-0    | 4-6    | 1      | 3      | 4        | 4   | 6   | 0  | 2  | 3 | 6  | 21  |     |     |
| 00     | Hasina Muhammad   | g      | 1-6    | 0-0    | 5-6    | 1      | 4      | 5        | 3   | 7   | 1  | 3  | 2 | 1  | 23  |     |     |
| 10     | Brandy Montgomery | g      | 2-9    | 0-3    | 0-0    | 0      | 2      | 2        | 0   | 4   | 1  | 3  | 0 | 4  | 30  |     |     |
| 22     | Kiani Parker      | g      | 1-4    | 0-0    | 1-3    | 2      | 1      | 3        | 2   | 3   | 2  | 3  | 0 | 2  | 26  |     |     |
| 01     | Meagan Tucker     | g      | 1-1    | 0-0    | 0-0    | 0      | 0      | 0        | 1   | 2   | 0  | 3  | 0 | 1  | 14  |     |     |
| 03     | Allina Starr      | g      | 0-0    | 0-0    | 0-0    | 0      | 0      | 0        | 0   | 0   | 0  | 0  | 0 | 0  | 2   |     |     |
| 13     | Katie Frerking    | g      | 1-2    | 0-0    | 0-0    | 0      | 0      | 0        | 2   | 2   | 0  | 2  | 1 | 2  | 10  |     |     |
| 34     | Peyton Davis      | g      | 1-2    | 0-0    | 0-0    | 1      | 2      | 3        | 3   | 2   | 0  | 1  | 0 | 0  | 21  |     |     |
| 35     | Cabriana Capers   | g      | 0-0    | 0-0    | 0-0    | 0      | 1      | 1        | 1   | 0   | 1  | 0  | 0 | 0  | 6   |     |     |
| 40     | Khady Dieng       | g      | 0-4    | 0-2    | 4-4    | 1      | 1      | 2        | 1   | 4   | 1  | 2  | 0 | 0  | 20  |     |     |
| Team   |                   |        |        |        |        | 4 2 6  |        |          |     |     |    |    |   |    |     |     |     |
| Totals |                   |        | 16-48  | 0-5    | 19-25  | 14     | 22     | 36       | 21  | 51  | 7  | 24 | 6 | 20 | 200 |     |     |

FG % 1st Half: 7-23 30.4% 2nd half: 9-25 36.0% Game: 16-48 33.3% Deadball Rebounds 1,1  
3FG % 1st Half: 0-3 0.0% 2nd half: 0-2 0.0% Game: 0-5 0.0%  
FT % 1st Half: 6-8 75.0% 2nd half: 13-17 76.5% Game: 19-25 76.0%

Officials: Tina Napier (R), Beverly Roberts (U1), Kylie Galloway (U2)  
Technical fouls: Mississippi State-None. Auburn-None.  
Attendance: 3278

| Score by periods  | 1st | 2nd | Total |
|-------------------|-----|-----|-------|
| Mississippi State | 28  | 15  | 43    |
| Auburn            | 20  | 31  | 51    |

Last FG - MS 2nd-02:25, AU 2nd-02:09.  
Largest lead - MS by 8 1st-00:23, AU by 8 2nd-00:24.

Score tied - 5 times.  
Lead changed - 2 times.

## GAME 26 • FEBRUARY 16, 2014

**Vanderbilt 62**  
**Mississippi State 64**

### Vanderbilt 62 • 17-8 (6-6 SEC)

| #      | Player           | Total  |        |        | 3-Ptr  |        |        | Rebounds |     |     | PF | TP | A | TO | Blk | Stl | Min |
|--------|------------------|--------|--------|--------|--------|--------|--------|----------|-----|-----|----|----|---|----|-----|-----|-----|
|        |                  | FG-FGA | FG-FGA | FT-FTA | FG-FGA | FG-FGA | FT-FTA | Off      | Def | Tot |    |    |   |    |     |     |     |
| 22     | Marqu'es Webb    | f      | 3-6    | 0-0    | 0-1    | 0      | 4      | 4        | 4   | 6   | 1  | 2  | 1 | 1  | 15  |     |     |
| 05     | Kady Schranz     | g      | 2-5    | 0-1    | 2-2    | 0      | 1      | 1        | 1   | 6   | 1  | 3  | 0 | 1  | 31  |     |     |
| 10     | Christina Foggie | g      | 5-8    | 3-5    | 2-3    | 0      | 3      | 3        | 4   | 15  | 1  | 3  | 0 | 2  | 27  |     |     |
| 11     | Jasmine Lister   | g      | 5-8    | 1-3    | 2-2    | 0      | 1      | 1        | 4   | 13  | 5  | 3  | 0 | 1  | 33  |     |     |
| 25     | Morgan Batey     | g      | 5-7    | 0-0    | 3-6    | 2      | 9      | 11       | 0   | 13  | 3  | 4  | 0 | 1  | 38  |     |     |
| 03     | Heather Bowe     | g      | 2-4    | 0-0    | 0-0    | 3      | 3      | 6        | 4   | 4   | 3  | 4  | 0 | 0  | 19  |     |     |
| 15     | Jasmine Jenkins  | g      | 1-2    | 0-0    | 3-5    | 0      | 0      | 0        | 5   | 5   | 0  | 5  | 0 | 0  | 23  |     |     |
| 23     | Kylee Smith      | g      | 0-0    | 0-0    | 0-0    | 0      | 1      | 1        | 0   | 0   | 0  | 0  | 0 | 0  | 3   |     |     |
| 44     | Rayte'a Long     | g      | 0-1    | 0-0    | 0-0    | 1      | 0      | 1        | 2   | 0   | 2  | 2  | 0 | 0  | 11  |     |     |
| Team   |                  |        |        |        |        | 2 2 4  |        |          |     |     |    |    |   |    |     |     |     |
| Totals |                  |        | 23-41  | 4-9    | 12-19  | 8      | 24     | 32       | 24  | 62  | 16 | 26 | 1 | 6  | 200 |     |     |

FG % 1st Half: 10-20 50.0% 2nd half: 13-21 61.9% Game: 23-41 56.1% Deadball Rebounds 2  
3FG % 1st Half: 2-4 50.0% 2nd half: 2-5 40.0% Game: 4-9 44.4%  
FT % 1st Half: 6-8 75.0% 2nd half: 6-11 54.5% Game: 12-19 63.2%

### Mississippi State 64 • 17-9 (4-8 SEC)

| #      | Player               | Total  |        |        | 3-Ptr  |        |        | Rebounds |     |     | PF | TP | A | TO | Blk | Stl | Min |
|--------|----------------------|--------|--------|--------|--------|--------|--------|----------|-----|-----|----|----|---|----|-----|-----|-----|
|        |                      | FG-FGA | FG-FGA | FT-FTA | FG-FGA | FG-FGA | FT-FTA | Off      | Def | Tot |    |    |   |    |     |     |     |
| 03     | Breanna Richardson   | f      | 6-8    | 1-1    | 3-3    | 1      | 2      | 3        | 4   | 16  | 2  | 7  | 0 | 1  | 24  |     |     |
| 10     | Martha Alwal         | c      | 8-15   | 0-0    | 7-7    | 0      | 6      | 6        | 4   | 23  | 0  | 3  | 2 | 1  | 36  |     |     |
| 00     | Dominique Dillingham | g      | 0-3    | 0-2    | 3-6    | 0      | 1      | 1        | 1   | 3   | 2  | 0  | 0 | 3  | 29  |     |     |
| 11     | Katia May            | g      | 1-3    | 0-0    | 0-0    | 0      | 1      | 1        | 4   | 2   | 6  | 1  | 0 | 2  | 22  |     |     |
| 51     | Savannah Carter      | g      | 2-3    | 1-1    | 0-0    | 0      | 1      | 1        | 5   | 5   | 4  | 0  | 1 | 28 |     |     |     |
| 05     | Sherise Williams     | g      | 0-0    | 0-0    | 0-0    | 0      | 0      | 0        | 3   | 0   | 0  | 2  | 0 | 3  |     |     |     |
| 12     | Candace Foster       | g      | 0-0    | 0-0    | 0-0    | 0      | 0      | 0        | 1   | 0   | 0  | 0  | 0 | 3  |     |     |     |
| 13     | Ketara Chapel        | g      | 1-3    | 0-1    | 0-0    | 0      | 0      | 0        | 2   | 0   | 0  | 0  | 0 | 2  | 16  |     |     |
| 14     | Kendra Grant         | g      | 2-6    | 0-2    | 0-0    | 1      | 1      | 2        | 2   | 4   | 3  | 2  | 0 | 0  | 20  |     |     |
| 21     | Jerica James         | g      | 2-7    | 2-6    | 3-4    | 0      | 2      | 2        | 2   | 9   | 2  | 0  | 1 | 4  | 19  |     |     |
| Team   |                      |        |        |        |        | 1 1 2  |        |          |     |     |    |    |   |    |     |     |     |
| Totals |                      |        | 22-48  | 4-13   | 16-20  | 3      | 15     | 18       | 26  | 64  | 19 | 18 | 3 | 15 | 200 |     |     |

FG % 1st Half: 7-23 30.4% 2nd half: 15-25 60.0% Game: 22-48 45.8% Deadball Rebounds 3  
3FG % 1st Half: 1-7 14.3% 2nd half: 3-6 50.0% Game: 4-13 30.8%  
FT % 1st Half: 6-9 66.7% 2nd half: 10-11 90.9% Game: 16-20 80.0%

Officials: Jesse Dickerson, Kim Thebo, Kevin Pethel  
Technical fouls: Vanderbilt-None. Mississippi State-None.  
Attendance: 2354

| Score by periods  | 1st | 2nd | Total |
|-------------------|-----|-----|-------|
| Vanderbilt        | 28  | 34  | 62    |
| Mississippi State | 21  | 43  | 64    |

Last FG - VANDY 2nd-00:15, MS 2nd-00:03.  
Largest lead - VANDY by 10 1st-10:41, MS by 4 2nd-04:02.

Score tied - 6 times.  
Lead changed - 3 times.

## GAME 27 • FEBRUARY 20, 2014

**Mississippi State 64**  
**Alabama 72 [OT]**

### Mississippi State 64 • 17-10 (4-9 SEC)

| #      | Player               | Total  |        |        | 3-Ptr  |        |        | Rebounds |     |     | PF | TP | A | TO | Blk | Stl | Min |
|--------|----------------------|--------|--------|--------|--------|--------|--------|----------|-----|-----|----|----|---|----|-----|-----|-----|
|        |                      | FG-FGA | FG-FGA | FT-FTA | FG-FGA | FG-FGA | FT-FTA | Off      | Def | Tot |    |    |   |    |     |     |     |
| 03     | Breanna Richardson   | f      | 3-10   | 0-0    | 1-2    | 2      | 5      | 7        | 5   | 7   | 0  | 6  | 0 | 2  | 24  |     |     |
| 10     | Martha Alwal         | c      | 6-15   | 0-0    | 6-7    | 5      | 10     | 15       | 0   | 18  | 3  | 5  | 6 | 0  | 45  |     |     |
| 00     | Dominique Dillingham | g      | 1-10   | 1-4    | 5-5    | 1      | 1      | 2        | 4   | 8   | 0  | 2  | 0 | 1  | 34  |     |     |
| 11     | Katia May            | g      | 2-7    | 0-1    | 0-0    | 1      | 1      | 2        | 3   | 4   | 3  | 1  | 0 | 0  | 25  |     |     |
| 51     | Savannah Carter      | g      | 1-2    | 1-1    | 0-0    | 1      | 3      | 4        | 3   | 3   | 3  | 2  | 0 | 2  | 38  |     |     |
| 05     | Sherise Williams     | g      | 0-1    | 0-0    | 2-2    | 0      | 0      | 0        | 1   | 2   | 0  | 1  | 0 | 0  | 7   |     |     |
| 12     | Candace Foster       | g      | 0-0    | 0-0    | 0-0    | 0      | 0      | 0        | 0   | 0   | 0  | 0  | 0 | 0  | 1   |     |     |
| 13     | Ketara Chapel        | g      | 0-2    | 0-1    | 0-0    | 0      | 2      | 2        | 5   | 0   | 1  | 2  | 1 | 0  | 13  |     |     |
| 14     | Kendra Grant         | g      | 4-7    | 0-0    | 6-7    | 2      | 2      | 4        | 5   | 14  | 0  | 2  | 0 | 0  | 23  |     |     |
| 21     | Jerica James         | g      | 3-7    | 2-2    | 0-0    | 0      | 4      | 4        | 5   | 8   | 1  | 2  | 0 | 1  | 15  |     |     |
| Team   |                      |        |        |        |        | 2 1 3  |        |          |     |     |    |    |   |    |     |     |     |
| Totals |                      |        | 20-61  | 4-9    | 20-23  | 14     | 29     | 43       | 31  | 64  | 11 | 23 | 7 | 6  | 225 |     |     |

FG % 1st Half: 10-28 35.7% 2nd half: 8-25 32.0% OT: 2-8 25.0% Game: 20-61 32.8% Deadball Rebounds 12  
3FG % 1st Half: 0-2 0.0% 2nd half: 3-4 75.0% OT: 1-3 33.3% Game: 4-9 44.4%  
FT % 1st Half: 5-5 100.0% 2nd half: 15-18 83.3% OT: 0-0 0.0% Game: 20-23 87.0%

### Alabama 72 • 12-14 (5-8 SEC)

| #    | Player            | Total  |        |        | 3-Ptr  |        |        | Rebounds |     |     | PF | TP | A | TO | Blk | Stl | Min |
|------|-------------------|--------|--------|--------|--------|--------|--------|----------|-----|-----|----|----|---|----|-----|-----|-----|
|      |                   | FG-FGA | FG-FGA | FT-FTA | FG-FGA | FG-FGA | FT-FTA | Off      | Def | Tot |    |    |   |    |     |     |     |
| 13   | Hegstetter, Nikki | f      | 0-2    | 0-0    | 1-2    | 2      | 3      | 5        | 2   | 1   | 3  | 4  | 0 | 1  | 34  |     |     |
| 20   | Williams, Ashley  | f      | 6-13   | 0-0    | 6-10   | 5      | 10     | 15       | 2   | 18  | 1  | 1  | 3 | 1  | 37  |     |     |
| 00   | Simmons, Daisha   | g      | 3-8    | 0-0    | 5-11   | 0      | 6      | 6        | 4   | 11  | 6  | 4  | 0 | 5  | 37  |     |     |
| 12   | Myers, Shafontaye | g      | 5-18   | 3-8    | 6-6    | 2      | 1      | 3        | 3   | 19  | 1  | 2  | 0 | 1  | 39  |     |     |
| 33   | Rivers, Sharin    | g      | 5-7    | 4-5    | 4-6    | 0      | 1      | 1        | 3   | 18  | 3  | 4  | 0 | 3  | 45  |     |     |
| 03   | Carter, Khadijah  | g      | 0-3    | 0-1    | 0-0    | 0      | 2      | 2        | 3   | 0   | 0  | 1  | 2 | 0  | 15  |     |     |
| 25   | Hutchen, Briana   | g      | 1-4    | 0-0    | 0-0    | 0      | 4      | 4        | 2   | 2   | 0  | 0  | 0 | 0  | 11  |     |     |
| 34   | Hamilton, Oceana  | g      | 1-1    | 0-0    | 1-2    | 0      | 0      | 0        | 1   | 3   | 0  | 1  | 0 | 1  | 7   |     |     |
| Team |                   |        |        |        |        |        |        |          |     |     |    |    |   |    |     |     |     |

## GAME 29 • FEBRUARY 27, 2014

**Kentucky** 81  
**Mississippi State** 74 [OT]

### Kentucky 81 • 21-7 (9-6 SEC)

| #      | Player             | Total  |        |        | 3-Ptr  |        |        | Rebounds |     |     | PF | TP | A | TO | Blk | Stl | Min |
|--------|--------------------|--------|--------|--------|--------|--------|--------|----------|-----|-----|----|----|---|----|-----|-----|-----|
|        |                    | FG-FGA | FG-FGA | FT-FTA | FG-FGA | FG-FGA | FT-FTA | Off      | Def | Tot |    |    |   |    |     |     |     |
| 11     | DeNesha Stallworth | f      | 7-13   | 0-0    | 2-2    | 7      | 13     | 20       | 3   | 16  | 0  | 0  | 4 | 2  | 39  |     |     |
| 23     | Samarie Walker     | f      | 2-5    | 0-0    | 2-4    | 1      | 8      | 9        | 4   | 6   | 0  | 2  | 1 | 0  | 25  |     |     |
| 03     | Janeé Thompson     | g      | 3-8    | 0-0    | 2-4    | 2      | 1      | 3        | 4   | 8   | 6  | 0  | 1 | 0  | 27  |     |     |
| 13     | Bria Goss          | g      | 7-9    | 1-2    | 5-6    | 1      | 4      | 5        | 1   | 20  | 2  | 2  | 0 | 1  | 35  |     |     |
| 32     | Kastine Evans      | g      | 4-8    | 1-3    | 1-1    | 1      | 0      | 1        | 1   | 10  | 1  | 1  | 0 | 1  | 35  |     |     |
| 00     | Jennifer O'Neill   |        | 1-12   | 0-1    | 4-7    | 2      | 1      | 3        | 3   | 6   | 1  | 4  | 0 | 1  | 23  |     |     |
| 00     | Bernisha Pinkett   |        | 1-1    | 1-1    | 0-0    | 0      | 0      | 0        | 1   | 3   | 0  | 1  | 0 | 0  | 4   |     |     |
| 12     | Jelleah Sidney     |        | 1-5    | 0-0    | 0-0    | 1      | 2      | 3        | 2   | 2   | 1  | 1  | 0 | 2  | 10  |     |     |
| 15     | Linnae Harper      |        | 1-5    | 0-0    | 0-1    | 2      | 0      | 2        | 4   | 2   | 1  | 1  | 0 | 1  | 10  |     |     |
| 25     | Makayla Epps       |        | 0-1    | 0-0    | 4-4    | 0      | 1      | 1        | 0   | 4   | 0  | 1  | 0 | 0  | 9   |     |     |
| 50     | Azia Bishop        |        | 2-2    | 0-0    | 0-0    | 1      | 1      | 2        | 4   | 4   | 0  | 2  | 0 | 0  | 8   |     |     |
| Team   |                    |        |        |        |        | 0 2 2  |        |          |     |     |    |    |   |    |     |     |     |
| Totals |                    |        | 29-69  | 3-7    | 20-29  | 18     | 33     | 51       | 27  | 81  | 12 | 16 | 5 | 9  | 225 |     |     |

FG % 1st Half: 14-30 46.7% 2nd half: 11-32 34.4% OT: 4-7 57.1% Game: 29-69 42.0% Deadball Rebounds 5  
 3FG % 1st Half: 2-4 50.0% 2nd half: 0-1 0.0% OT: 1-2 50.0% Game: 3-7 42.9%  
 FT % 1st Half: 8-10 80.0% 2nd half: 6-12 50.0% OT: 6-7 85.7% Game: 20-29 69.0%

### Mississippi State 74 • 18-11 (5-10 SEC)

| #      | Player               | Total  |        |        | 3-Ptr  |        |        | Rebounds |     |     | PF | TP | A | TO | Blk | Stl | Min |
|--------|----------------------|--------|--------|--------|--------|--------|--------|----------|-----|-----|----|----|---|----|-----|-----|-----|
|        |                      | FG-FGA | FG-FGA | FT-FTA | FG-FGA | FG-FGA | FT-FTA | Off      | Def | Tot |    |    |   |    |     |     |     |
| 03     | Breanna Richardson   | f      | 7-12   | 0-0    | 3-9    | 3      | 2      | 5        | 1   | 17  | 0  | 2  | 0 | 0  | 27  |     |     |
| 10     | Martha Alwal         | c      | 5-15   | 0-0    | 2-4    | 2      | 14     | 16       | 2   | 12  | 0  | 1  | 5 | 0  | 30  |     |     |
| 00     | Dominique Dillingham | g      | 3-16   | 0-0    | 0-4    | 1      | 5      | 4        | 6   | 2   | 2  | 0  | 2 | 3  | 34  |     |     |
| 11     | Katia May            | g      | 1-8    | 0-0    | 0-0    | 1      | 2      | 3        | 1   | 2   | 7  | 2  | 0 | 1  | 27  |     |     |
| 12     | Candace Foster       | g      | 0-0    | 0-0    | 0-0    | 0      | 0      | 0        | 0   | 0   | 0  | 0  | 0 | 0  | 4   |     |     |
| 05     | Sherise Williams     |        | 0-0    | 0-0    | 0-0    | 1      | 1      | 2        | 0   | 0   | 0  | 0  | 0 | 0  | 1   |     |     |
| 13     | Ketara Chapel        |        | 0-1    | 0-0    | 2-2    | 1      | 1      | 2        | 3   | 2   | 0  | 2  | 0 | 0  | 19  |     |     |
| 14     | Kendra Grant         |        | 4-7    | 2-2    | 3-5    | 1      | 0      | 1        | 5   | 13  | 1  | 2  | 0 | 1  | 20  |     |     |
| 21     | Jerica James         |        | 3-7    | 2-2    | 3-3    | 0      | 1      | 1        | 0   | 11  | 4  | 1  | 0 | 0  | 21  |     |     |
| 51     | Savannah Carter      |        | 5-5    | 1-1    | 0-0    | 1      | 2      | 3        | 5   | 11  | 1  | 3  | 0 | 1  | 28  |     |     |
| Team   |                      |        |        |        |        | 3 2 5  |        |          |     |     |    |    |   |    |     |     |     |
| Totals |                      |        | 28-71  | 5-13   | 13-23  | 17     | 26     | 43       | 21  | 74  | 15 | 15 | 5 | 5  | 225 |     |     |

FG % 1st Half: 12-34 35.3% 2nd half: 13-27 48.1% OT: 3-10 30.0% Game: 28-71 39.4% Deadball Rebounds 3  
 3FG % 1st Half: 2-5 40.0% 2nd half: 3-5 60.0% OT: 0-3 0.0% Game: 5-13 38.5%  
 FT % 1st Half: 9-12 75.0% 2nd half: 2-5 40.0% OT: 2-6 33.3% Game: 13-23 56.5%

Officials: Sue Blauch, Roy Gullbeyan, Eric Koch  
 Technical fouls: Kentucky-None, Mississippi State-None.  
 Attendance: 2871

| Score by periods  | 1st | 2nd | OT | Total |
|-------------------|-----|-----|----|-------|
| Kentucky          | 38  | 28  | 15 | 81    |
| Mississippi State | 35  | 31  | 8  | 74    |

Last FG - UK OT-01:05, MS OT-00:22.  
 Largest lead - UK by 13 2nd-12:16, MS by 4 2nd-04:08.

| Points | In    | Off | 2nd    | Fast  | Bench |
|--------|-------|-----|--------|-------|-------|
| MS     | Paint | T/O | Chance | Break |       |
| MS     | 22    | 12  | 14     | 6     | 37    |

Score tied - 5 times.  
 Lead changed - 8 times.

## GAME 30 • MARCH 2, 2014

**Mississippi State** 48  
**Georgia** 77

### Mississippi State 48 • 18-12 (5-11)

| #      | Player               | Total  |        |        | 3-Ptr  |        |        | Rebounds |     |     | PF | TP | A | TO | Blk | Stl | Min |
|--------|----------------------|--------|--------|--------|--------|--------|--------|----------|-----|-----|----|----|---|----|-----|-----|-----|
|        |                      | FG-FGA | FG-FGA | FT-FTA | FG-FGA | FG-FGA | FT-FTA | Off      | Def | Tot |    |    |   |    |     |     |     |
| 03     | Breanna Richardson   | *      | 2-6    | 0-0    | 1-2    | 0      | 4      | 3        | 3   | 5   | 0  | 4  | 1 | 1  | 20  |     |     |
| 10     | Martha Alwal         | *      | 4-9    | 0-0    | 1-3    | 0      | 4      | 4        | 3   | 9   | 0  | 2  | 1 | 1  | 27  |     |     |
| 11     | Katia May            | *      | 3-9    | 0-1    | 4-4    | 0      | 2      | 2        | 3   | 10  | 4  | 4  | 0 | 1  | 40  |     |     |
| 14     | Kendra Grant         | *      | 0-3    | 0-0    | 0-0    | 0      | 0      | 0        | 3   | 0   | 1  | 2  | 0 | 0  | 18  |     |     |
| 51     | Savannah Carter      | *      | 2-4    | 0-1    | 6-10   | 2      | 3      | 5        | 3   | 10  | 1  | 2  | 0 | 1  | 22  |     |     |
| 00     | Dominique Dillingham |        | 0-2    | 0-1    | 4-6    | 1      | 1      | 2        | 3   | 4   | 0  | 3  | 0 | 0  | 32  |     |     |
| 05     | Sherise Williams     |        | 2-3    | 0-0    | 0-0    | 0      | 2      | 2        | 4   | 4   | 0  | 3  | 0 | 0  | 13  |     |     |
| 12     | Candace Foster       |        | 0-2    | 0-0    | 0-2    | 1      | 0      | 1        | 0   | 0   | 0  | 0  | 0 | 0  | 8   |     |     |
| 13     | Ketara Chapel        |        | 2-4    | 0-0    | 2-2    | 2      | 2      | 4        | 1   | 6   | 1  | 2  | 0 | 1  | 20  |     |     |
| Team   |                      |        |        |        |        | 3 1 4  |        |          |     |     |    |    |   |    |     |     |     |
| Totals |                      |        | 15-42  | 0-3    | 18-29  | 9      | 18     | 27       | 23  | 48  | 7  | 23 | 2 | 5  | 200 |     |     |

FG % 1st Half: 6-21 28.6% 2nd half: 9-21 42.9% Game: 15-42 35.7% Deadball Rebounds 6  
 3FG % 1st Half: 0-2 0.0% 2nd half: 0-1 0.0% Game: 0-3 0.0%  
 FT % 1st Half: 3-7 42.9% 2nd half: 15-22 68.2% Game: 18-29 62.1%

### Georgia 77 • 19-10 (7-9)

| #      | Player             | Total  |        |        | 3-Ptr  |        |        | Rebounds |     |     | PF | TP | A | TO | Blk | Stl | Min |
|--------|--------------------|--------|--------|--------|--------|--------|--------|----------|-----|-----|----|----|---|----|-----|-----|-----|
|        |                    | FG-FGA | FG-FGA | FT-FTA | FG-FGA | FG-FGA | FT-FTA | Off      | Def | Tot |    |    |   |    |     |     |     |
| 01     | Khaalidah Miller   | *      | 7-13   | 4-7    | 0-0    | 0      | 4      | 4        | 2   | 18  | 2  | 3  | 0 | 2  | 32  |     |     |
| 13     | Merritt Hempe      | *      | 7-10   | 0-0    | 8-9    | 2      | 1      | 3        | 3   | 22  | 1  | 2  | 1 | 0  | 30  |     |     |
| 15     | Krista Donald      | *      | 0-2    | 0-1    | 2-2    | 1      | 4      | 5        | 4   | 2   | 4  | 1  | 0 | 4  | 27  |     |     |
| 20     | Shacobia Barbee    | *      | 3-5    | 1-3    | 3-4    | 2      | 5      | 7        | 3   | 10  | 3  | 0  | 0 | 3  | 32  |     |     |
| 31     | Erika Ford         | *      | 1-8    | 1-1    | 1-2    | 1      | 3      | 4        | 4   | 4   | 0  | 2  | 0 | 1  | 24  |     |     |
| 02     | Sydnei McCaskill   |        | 0-0    | 0-0    | 0-0    | 0      | 0      | 0        | 0   | 0   | 0  | 1  | 0 | 0  | 3   |     |     |
| 03     | Tiarra Griffin     |        | 6-10   | 1-2    | 3-3    | 2      | 1      | 3        | 1   | 16  | 1  | 2  | 0 | 4  | 26  |     |     |
| 04     | Hannah Kohl Almire |        | 0-0    | 0-0    | 0-0    | 0      | 0      | 0        | 0   | 0   | 0  | 1  | 0 | 0  | 1   |     |     |
| 10     | Samantha Glodis    |        | 0-0    | 0-0    | 0-0    | 0      | 0      | 0        | 0   | 0   | 0  | 0  | 0 | 0  | 1   |     |     |
| 21     | Kaelyn Causwell    |        | 0-0    | 0-0    | 0-0    | 0      | 0      | 0        | 3   | 0   | 0  | 0  | 0 | 0  | 5   |     |     |
| 23     | Halle Washington   |        | 2-4    | 0-0    | 1-1    | 1      | 3      | 4        | 5   | 1   | 3  | 1  | 1 | 14 |     |     |     |
| 24     | Marjorie Butler    |        | 0-0    | 0-0    | 0-0    | 0      | 0      | 0        | 1   | 0   | 1  | 1  | 0 | 0  | 5   |     |     |
| Team   |                    |        |        |        |        | 0 2 2  |        |          |     |     |    |    |   |    |     |     |     |
| Totals |                    |        | 26-52  | 7-14   | 18-21  | 9      | 23     | 32       | 25  | 77  | 13 | 17 | 2 | 15 | 200 |     |     |

FG % 1st Half: 16-28 57.1% 2nd half: 10-24 41.7% Game: 26-52 50.0% Deadball Rebounds 2  
 3FG % 1st Half: 5-9 55.6% 2nd half: 2-5 40.0% Game: 7-14 50.0%  
 FT % 1st Half: 7-9 77.8% 2nd half: 11-12 91.7% Game: 18-21 85.7%

Officials: Jesse Dickerson, Bill Larance, Pualani Spurlock  
 Technical fouls: Mississippi State-None, Georgia-None.  
 Attendance: 3723

| Score by periods  | 1st | 2nd | Total |
|-------------------|-----|-----|-------|
| Mississippi State | 15  | 33  | 48    |
| Georgia           | 44  | 33  | 77    |

Last FG - MS 2nd-00:24, UGA 2nd-01:56.  
 Largest lead - MS by 2 1st-19:46, UGA by 35 2nd-04:52.

| Points | In    | Off | 2nd    | Fast  | Bench |
|--------|-------|-----|--------|-------|-------|
| MS     | Paint | T/O | Chance | Break |       |
| UGA    | 24    | 17  | 6      | 2     | 14    |
| MS     | 32    | 14  | 12     | 4     | 21    |

Score tied - 1 time.  
 Lead changed - 1 time.

## GAME 31 • MARCH 5, 2014 [SEC TOURNAMENT]

**Mississippi State** 73  
**Missouri** 70

### Mississippi State 73 • 19-12

| #      | Player               | Total  |        |        | 3-Ptr  |        |        | Rebounds |     |     | PF | TP | A | TO | Blk | Stl | Min |
|--------|----------------------|--------|--------|--------|--------|--------|--------|----------|-----|-----|----|----|---|----|-----|-----|-----|
|        |                      | FG-FGA | FG-FGA | FT-FTA | FG-FGA | FG-FGA | FT-FTA | Off      | Def | Tot |    |    |   |    |     |     |     |
| 03     | Breanna Richardson   | f      | 6-11   | 0-0    | 0-0    | 4      | 4      | 8        | 3   | 12  | 0  | 2  | 1 | 0  | 25  |     |     |
| 10     | Martha Alwal         | c      | 5-10   | 0-0    | 6-7    | 3      | 3      | 6        | 1   | 16  | 0  | 1  | 3 | 0  | 35  |     |     |
| 00     | Dominique Dillingham | g      | 1-2    | 1-2    | 2-2    | 1      | 0      | 1        | 3   | 5   | 1  | 1  | 0 | 1  | 25  |     |     |
| 11     | Katia May            | g      | 0-2    | 0-1    | 1-2    | 0      | 0      | 3        | 1   | 1   | 3  | 2  | 0 | 0  | 21  |     |     |
| 51     | Savannah Carter      | g      | 3-7    | 1-3    | 1-2    | 3      | 3      | 6        | 2   | 8   | 1  | 0  | 0 | 2  | 23  |     |     |
| 13     | Ketara Chapel        |        | 3-7    | 0-0    | 0-0    | 1      | 3      | 4        | 4   | 6   | 0  | 1  | 1 | 1  | 20  |     |     |
| 14     | Kendra Grant         |        | 7-14   | 2-6    | 1-2    | 0      | 1      | 1        | 3   | 17  | 1  | 2  | 0 | 0  | 32  |     |     |
| 21     | Jerica James         |        | 3-8    | 0-2    | 2-5    | 1      | 1      | 2        | 2   | 8   | 2  | 3  | 0 | 4  | 19  |     |     |
| Team   |                      |        |        |        |        | 1 0 1  |        |          |     |     |    |    |   |    |     |     |     |
| Totals |                      |        | 28-61  | 4-14   | 13-20  | 14     | 18     | 32       | 19  | 73  | 8  | 12 | 5 | 8  | 200 |     |     |

FG % 1st Half: 15-31 48.4% 2nd half: 13-30 43.3% Game: 28-61 45.9% Deadball Rebounds 5,2  
 3FG % 1st Half: 3-7 42.9% 2nd half: 1-7 14.3% Game: 4-14 28.6%  
 FT % 1st Half: 5-8 62.5% 2nd half: 8-12 66.7% Game: 13-20 65.0%

### Missouri 70 • 17-13

| #  | Player         | Total  |        |        | 3-Ptr  |        |        | Rebounds |     |     | PF | TP | A | TO | Blk | Stl | Min |
|----|----------------|--------|--------|--------|--------|--------|--------|----------|-----|-----|----|----|---|----|-----|-----|-----|
|    |                | FG-FGA | FG-FGA | FT-FTA | FG-FGA | FG-FGA | FT-FTA | Off      | Def | Tot |    |    |   |    |     |     |     |
| 13 | Bri Kulas      | f      | 7-15   | 2-4    | 2-2    | 4      | 7      | 11       | 4   | 18  | 3  | 0  | 0 | 0  | 27  |     |     |
| 20 | Kayla McDowell | f      | 2-7    | 0-1    | 4-4    | 4      | 3      | 7        | 0   | 8   | 2  | 2  | 1 | 1  | 33  |     |     |
| 01 | Lianna Doty    | g      |        |        |        |        |        |          |     |     |    |    |   |    |     |     |     |





## SINGLE GAME RECORDS

### SCORING

|   | <i>player</i>      | <i>points</i> | <i>opponent</i>     | <i>date</i> |
|---|--------------------|---------------|---------------------|-------------|
| 1 | LaToya Thomas      | 48            | Memphis             | 11/21/00    |
| 2 | Tan White          | 47            | Vanderbilt          | 2/3/05      |
| 3 | LaToya Thomas      | 44            | Arkansas            | 3/1/01      |
| 4 | Alexis Rack        | 43            | Maryland            | 11/22/09    |
|   | LaToya Thomas      | 43            | Georgia             | 1/13/02     |
| 6 | LaToya Thomas      | 42            | Tulsa               | 11/17/02    |
|   | Jennifer Fambrough | 42            | Northwestern State  | 12/19/98    |
| 8 | LaToya Thomas      | 40            | Florida             | 2/24/02     |
|   | Daisy Casher       | 40            | Mississippi College | 2/6/84      |
|   | Daisy Casher       | 40            | Union               | 12/3/84     |

### REBOUNDS

|    | <i>player</i>  | <i>rebounds</i> | <i>opponent</i>      | <i>date</i> |
|----|----------------|-----------------|----------------------|-------------|
| 1  | Sophie Ratliff | 26              | Shorter              | 2/15/88     |
| 2  | Ann Lashley    | 25              | Judson               | 2/24/86     |
| 3  | Jackie Pery    | 24              | Vanderbilt           | 2/3/88      |
| 4  | Martha Alwal   | 23              | Ole Miss             | 2/23/14     |
|    | Louise Grimes  | 23              | SW Louisiana         | 12/1/81     |
| 6  | Martha Alwal   | 22              | Alcorn State         | 11/17/11    |
|    | LaToya Thomas  | 22              | Montana              | 12/16/01    |
| 8  | Sandra Butler  | 21              | Clemson              | 12/15/83    |
|    | Belinda Woods  | 21              | Vanderbilt           | 2/25/81     |
| 10 | Anissa Lewis   | 20              | Tulane               | 1/25/94     |
|    | Sandra Butler  | 20              | Alcorn State         | 2/28/83     |
|    | Sandra Butler  | 20              | LSU                  | 1/24/83     |
|    | Belinda Woods  | 20              | Auburn               | 1/9/80      |
|    | Tutti Calhoun  | 20              | Southern Mississippi | 2/21/76     |

### FIELD GOALS MADE

|   | <i>player</i> | <i>field goals</i> | <i>opponent</i> | <i>date</i> |
|---|---------------|--------------------|-----------------|-------------|
| 1 | LaToya Thomas | 20                 | Tulsa           | 11/17/02    |
| 2 | LaToya Thomas | 16                 | Tennessee Tech  | 11/18/01    |
| 3 | Alexis Rack   | 14                 | Maryland        | 11/22/09    |
|   | LaToya Thomas | 14                 | Florida         | 2/24/02     |
|   | LaToya Thomas | 14                 | Georgia         | 1/13/02     |
|   | LaToya Thomas | 14                 | Pittsburgh      | 12/20/01    |
|   | Daisy Casher  | 14                 | Judson          | 12/1/84     |
| 8 | LaToya Thomas | 13                 | LSU             | 2/9/03      |
|   | LaToya Thomas | 13                 | Mississippi     | 2/23/02     |
|   | LaToya Thomas | 13                 | UL-Lafayette    | 12/2/99     |

### FIELD GOAL ATTEMPTS

|   | <i>player</i>     | <i>attempts</i> | <i>opponent</i> | <i>date</i> |
|---|-------------------|-----------------|-----------------|-------------|
| 1 | Polly Branch      | 33              | Judson          | 2/24/86     |
| 2 | Tan White         | 32              | Tennessee       | 3/25/04     |
| 3 | LaToya Thomas     | 31              | Memphis         | 11/21/00    |
| 4 | Tan White         | 30              | Baylor          | 11/23/04    |
|   | Kunshinge Sorrell | 30              | MTSU            | 11/28/87    |
| 6 | Tan White         | 29              | UNLV            | 12/28/03    |
|   | LaToya Thomas     | 29              | New Mexico      | 3/24/03     |
|   | Kunshinge Sorrell | 29              | UAB             | 2/27/88     |
|   | Kunshinge Sorrell | 29              | Tulane          | 2/26/88     |
|   | Daisy Casher      | 29              | Mississippi     | 2/16/85     |

### THREE-POINT FIELD GOALS MADE

|   | <i>player</i>       | <i>field goals</i> | <i>opponent</i>    | <i>date</i> |
|---|---------------------|--------------------|--------------------|-------------|
| 1 | Meadow Overstreet   | 8                  | Mississippi Valley | 12/20/99    |
| 2 | Alexis Rack         | 7                  | Georgia            | 1/28/10     |
|   | Alexis Rack         | 7                  | Maryland           | 11/22/09    |
|   | Alexis Rack         | 7                  | Maryland           | 12/30/08    |
|   | Alexis Rack         | 7                  | Tennessee          | 2/7/08      |
|   | Tan White           | 7                  | Auburn             | 2/27/05     |
|   | Jessica Carter      | 7                  | Vanderbilt         | 2/10/02     |
|   | Cynthia Hall        | 7                  | Alabama A&M        | 11/24/99    |
| 9 | Mary Kathryn Govero | 6                  | Florida            | 1/30/11     |
|   | Alexis Rack         | 6                  | Tennessee          | 2/22/09     |
|   | Alexis Rack         | 6                  | Georgia            | 2/1/09      |

### THREE-POINT FIELD GOAL ATTEMPTS

|   | <i>player</i>     | <i>attempts</i> | <i>opponent</i> | <i>date</i> |
|---|-------------------|-----------------|-----------------|-------------|
| 1 | Alexis Rack       | 17              | Florida         | 2/7/10      |
| 2 | Alexis Rack       | 15              | Alabama         | 3/1/09      |
|   | Alexis Rack       | 15              | Ole Miss        | 2/12/09     |
|   | Alexis Rack       | 15              | Georgia         | 2/1/09      |
|   | Alexis Rack       | 15              | Arkansas        | 1/25/09     |
|   | Alexis Rack       | 15              | Maryland        | 12/30/08    |
|   | Alexis Rack       | 15              | Mississippi     | 3/6/08      |
|   | Alexis Rack       | 15              | Purdue          | 12/16/06    |
|   | LaCharlotte Smith | 15              | Kentucky        | 2/17/96     |
|   | Jemye Ann Helms   | 15              | William Carey   | 2/7/95      |

### THREE-POINT FIELD GOAL PERCENTAGE (MIN. 5 ATTEMPTS)

|   | <i>player</i>       | <i>pct.</i> | <i>opponent</i> | <i>date</i> |
|---|---------------------|-------------|-----------------|-------------|
| 1 | Porsha Porter       | 83.3 (5-6)  | Auburn          | 2/6/11      |
|   | Mary Kathryn Govero | 83.3 (5-6)  | Ohio State      | 3/23/10     |
|   | Tiania Burns        | 83.3 (5-6)  | Kentucky        | 1/22/04     |
|   | Jessica Carter      | 83.3 (5-6)  | UT-Martin       | 12/16/03    |
|   | LaCharlotte Smith   | 83.3 (5-6)  | William Carey   | 2/7/96      |

### FREE THROWS MADE

|   | <i>player</i>      | <i>ft</i> | <i>opponent</i>        | <i>date</i> |
|---|--------------------|-----------|------------------------|-------------|
| 1 | Jennifer Fambrough | 18        | Northwestern State     | 12/19/98    |
| 2 | LaToya Thomas      | 14        | Arkansas               | 1/24/02     |
|   | LaToya Thomas      | 14        | Georgia                | 1/13/02     |
|   | LaToya Thomas      | 14        | Arkansas               | 3/1/01      |
| 5 | Alexis Rack        | 13        | Texas                  | 3/21/09     |
|   | LaToya Thomas      | 13        | Tennessee              | 2/14/02     |
|   | LaToya Thomas      | 13        | Mississippi            | 1/27/02     |
| 8 | Martha Alwal       | 12        | Southeastern Louisiana | 12/20/13    |
|   | Tan White          | 12        | Vanderbilt             | 2/3/05      |
|   | LaToya Thomas      | 12        | Arkansas               | 2/20/03     |
|   | LaToya Thomas      | 12        | Florida                | 2/24/02     |

### FREE THROW ATTEMPTS

|   | <i>player</i>      | <i>attempts</i> | <i>opponent</i>    | <i>date</i> |
|---|--------------------|-----------------|--------------------|-------------|
| 1 | LaToya Thomas      | 20              | Alabama            | 2/7/02      |
|   | Jennifer Fambrough | 20              | Northwestern State | 12/19/98    |
| 3 | LaToya Thomas      | 17              | Tennessee          | 2/14/02     |
|   | LaToya Thomas      | 17              | Mississippi        | 1/27/02     |
|   | LaToya Thomas      | 17              | Arkansas           | 1/24/02     |
|   | LaToya Thomas      | 17              | Arkansas           | 3/1/01      |
| 7 | Martha Alwal       | 16              | North Dakota State | 12/17/13    |
|   | Tan White          | 16              | Vanderbilt         | 2/3/05      |
|   | Tan White          | 16              | Alabama            | 1/13/05     |
|   | LaToya Thomas      | 16              | Kentucky           | 2/25/01     |
|   | Jennifer Fambrough | 16              | South Carolina     | 1/10/99     |

### FREE THROW PERCENTAGE (MIN. 10 ATTEMPTS)

|   | <i>player</i>   | <i>percentage</i> | <i>opponent</i> | <i>date</i> |
|---|-----------------|-------------------|-----------------|-------------|
| 1 | Alexis Rack     | 100 (13-13)       | Texas           | 3/21/09     |
|   | LaToya Thomas   | 100 (12-12)       | Florida         | 2/24/02     |
|   | Sharon Thompson | 100 (14-14)       | Memphis         | 12/20/95    |
|   | Natasha Johnson | 100 (11-11)       | Tennessee       | 2/12/92     |

### ASSISTS

|    | <i>player</i>     | <i>assists</i> | <i>opponent</i>     | <i>date</i> |
|----|-------------------|----------------|---------------------|-------------|
| 1  | Polly Branch      | 17             | Bryan               | 2/1/86      |
| 2  | Katia May         | 13             | Tennessee Tech      | 11/21/13    |
| 3  | Alexis Rack       | 12             | Savannah State      | 1/29/09     |
|    | Cynthia Hall      | 12             | UL-Lafayette        | 12/16/00    |
|    | LaCharlotte Smith | 12             | LSU                 | 2/27/93     |
| 6  | Katia May         | 11             | New Orleans         | 11/17/13    |
|    | Katia May         | 11             | Houston             | 11/8/13     |
|    | Marneshia Richard | 11             | South Carolina      | 1/21/07     |
|    | Angela Harris     | 11             | UT-Pan American     | 12/19/99    |
| 10 | Diamber Johnson   | 10             | Louisiana-Lafayette | 12/19/11    |
|    | Diamber Johnson   | 10             | Ole Miss            | 2/27/11     |
|    | Diamber Johnson   | 10             | Buffalo             | 12/29/10    |
|    | Armelié Lumanu    | 10             | LSU                 | 2/8/09      |
|    | Alexis Rack       | 10             | UAB                 | 1/2/09      |

|                    |    |               |          |
|--------------------|----|---------------|----------|
| Marneshia Richard  | 10 | Florida       | 2/10/08  |
| Marneshia Richard  | 10 | Tennessee     | 2/7/08   |
| Tan White          | 10 | Georgia       | 1/31/02  |
| Angela Harris      | 10 | St. Peter's   | 3/17/00  |
| Jennifer Fambrough | 10 | Southern Miss | 11/20/98 |

## STEALS

| player              | steals | opponent           | date     |
|---------------------|--------|--------------------|----------|
| 1 Sonya Meadows     | 12     | UT-Martin          | 1/10/81  |
| 2 Angela Harris     | 9      | UT-Pan American    | 12/19/99 |
| Kunshinge Sorrell   | 9      | Vanderbilt         | 2/3/88   |
| Kunshinge Sorrell   | 9      | William Carey      | 2/26/87  |
| 5 Kunshinge Sorrell | 8      | William Carey      | 12/14/87 |
| Kunshinge Sorrell   | 8      | UC Santa Barbara   | 11/29/86 |
| 7 Savannah Carter   | 7      | New Orleans        | 11/17/13 |
| Porsha Porter       | 7      | Jacksonville State | 11/11/11 |
| Marneshia Richard   | 7      | Purdue             | 12/16/06 |
| Tan White           | 7      | UT-Pan American    | 12/29/02 |
| Kunshinge Sorrell   | 7      | Montana State      | 3/25/88  |
| Kunshinge Sorrell   | 7      | Tulane             | 2/26/88  |
| Kunshinge Sorrell   | 7      | UAB                | 1/4/88   |

## BLOCKED SHOTS

| player           | blocks | opponent                 | date     |
|------------------|--------|--------------------------|----------|
| 1 Martha Alwal   | 10     | Jacksonville State       | 11/11/11 |
| 2 Chanel Mokango | 9      | Ole Miss                 | 1/11/09  |
| 3 Martha Alwal   | 8      | Alabama                  | 2/21/13  |
| Martha Alwal     | 8      | Mississippi Valley State | 11/23/11 |
| 4 Martha Alwal   | 7      | Alabama                  | 2/20/14  |
| Martha Alwal     | 7      | Florida Atlantic         | 12/7/12  |
| Martha Alwal     | 7      | Georgia                  | 2/2/12   |
| Chanel Mokango   | 7      | Tennessee                | 1/15/09  |
| 8 Martha Alwal   | 6      | Arkansas                 | 1/26/12  |
| Chanel Mokango   | 6      | Georgia                  | 3/5/10   |
| Chanel Mokango   | 6      | Arkansas                 | 1/14/10  |
| Chanel Mokango   | 6      | Northwestern State       | 11/23/08 |
| Louise Grimes    | 6      | Kansas State             | 01/04/82 |

## SINGLE SEASON RECORDS

### SCORING

| player                        | games | points | average |
|-------------------------------|-------|--------|---------|
| 1 LaToya Thomas (2002-03)     | 31    | 794    | 25.6    |
| 2 LaToya Thomas (2001-02)     | 31    | 763    | 24.6    |
| 3 LaToya Thomas (2000-01)     | 31    | 752    | 24.3    |
| 4 Mary Boatwright (1979-80)   | 30    | 689    | 23.0    |
| 5 Tan White (2004-05)         | 29    | 681    | 23.5    |
| 6 LaToya Thomas (1999-00)     | 32    | 672    | 21.0    |
| 7 Kunshinge Sorrell (1987-88) | 32    | 662    | 20.7    |
| 8 Kunshinge Sorrell (1986-87) | 30    | 630    | 21.0    |
| 9 Daisy Casher (1984-85)      | 27    | 604    | 22.4    |
| 10 Tan White (2003-04)        | 29    | 585    | 20.2    |

### REBOUNDS

| player                       | games | rebounds | average |
|------------------------------|-------|----------|---------|
| 1 Martha Alwal (2013-14)     | 36    | 317      | 8.8     |
| 2 Sandra Butler (1982-83)    | 28    | 314      | 11.2    |
| 3 LaToya Thomas (2001-02)    | 31    | 308      | 9.9     |
| 4 Sandra Butler (1983-84)    | 25    | 307      | 12.3    |
| 5 Martha Alwal (2012-13)     | 30    | 292      | 9.7     |
| 6 LaToya Thomas (2002-03)    | 31    | 281      | 9.1     |
| 7 LaToya Thomas (2000-01)    | 31    | 265      | 8.5     |
| 8 Jackie Perry (1987-88)     | 20    | 262      | 12.6    |
| 9 Sharon Thompson (1994-95)  | 27    | 260      | 9.6     |
| 10 Sharon Thompson (1997-98) | 29    | 258      | 8.9     |
| Charetta Robinson (1992-93)  | 27    | 258      | 9.6     |

## FIELD GOALS MADE

| player                        | games | field goals    |
|-------------------------------|-------|----------------|
| 1 Mary Boatwright (1979-80)   | 30    | 313 (647 att.) |
| 2 LaToya Thomas (2002-03)     | 31    | 297 (562 att.) |
| 3 LaToya Thomas (2001-02)     | 31    | 286 (502 att.) |
| 4 LaToya Thomas (2000-01)     | 31    | 276 (504 att.) |
| 5 LaToya Thomas (1999-00)     | 32    | 260 (456 att.) |
| 6 Kunshinge Sorrell (1986-87) | 30    | 257 (699 att.) |
| 7 Daisy Casher (1984-85)      | 27    | 252 (579 att.) |
| 8 Kunshinge Sorrell (1987-88) | 32    | 248 (628 att.) |
| 9 Tan White (2004-05)         | 29    | 241 (566 att.) |
| 10 Tan White (2001-02)        | 31    | 227 (533 att.) |

## FIELD GOAL ATTEMPTS

| player                        | games | attempts       |
|-------------------------------|-------|----------------|
| 1 Kunshinge Sorrell (1986-87) | 30    | 699 (made 257) |
| 2 Mary Boatwright (1979-80)   | 30    | 647 (made 313) |
| 3 Kunshinge Sorrell (1987-88) | 32    | 628 (made 248) |
| 4 Daisy Casher (1984-85)      | 27    | 579 (made 252) |
| 5 Tan White (2004-05)         | 29    | 566 (made 241) |
| 6 LaToya Thomas (2002-03)     | 31    | 562 (made 297) |
| 7 Tan White (2001-02)         | 31    | 533 (made 227) |
| 8 Alexis Rack (2009-10)       | 33    | 511 (made 188) |
| 9 Tan White (2002-03)         | 32    | 510 (made 220) |
| 10 LaToya Thomas (2000-01)    | 31    | 504 (made 276) |

## FIELD GOAL PERCENTAGE (MIN. 100 ATTEMPTS)

| player                         | games | percentage     |
|--------------------------------|-------|----------------|
| 1 Erica Simmons (1992-93)      | 27    | 60.9 (70-115)  |
| 2 Sophie Ratliff (1988-89)     | 27    | 57.7 (128-222) |
| 3 LaToya Thomas (2001-02)      | 31    | 57.0 (286-502) |
| LaToya Thomas (1999-00)        | 32    | 57.0 (260-456) |
| 5 Ann Lashley (1987-88)        | 31    | 56.7 (136-240) |
| 6 Jennifer Fambrough (1998-99) | 28    | 56.6 (171-302) |
| 7 Ann Lashley (1985-86)        | 28    | 56.0 (162-289) |
| 8 Erica Simmons (1991-92)      | 28    | 55.4 (82-148)  |
| 9 LaToya Thomas (2000-01)      | 31    | 54.8 (276-504) |
| 10 Sandra Butler (1983-84)     | 25    | 54.5 (168-308) |



Alexis Rack set the school's single-season three-point field goal record, converting on 108 during the 2009-10 season.



## THREE-POINT FIELD GOALS MADE

| <i>player</i>                   | <i>games</i> | <i>field goals</i> |
|---------------------------------|--------------|--------------------|
| 1 Alexis Rack (2009-10)         | 33           | 108 (310 att.)     |
| 2 Alexis Rack (2008-09)         | 33           | 86 (287 att.)      |
| 3 Cynthia Hall (1999-00)        | 32           | 82 (211 att.)      |
| Alexis Rack (2007-08)           | 31           | 82 (259 att.)      |
| 5 Mary Kathryn Govero (2009-10) | 34           | 74 (196 att.)      |
| 6 Mary Kathryn Govero (2010-11) | 30           | 71 (186 att.)      |
| 7 Alexis Rack (2006-07)         | 32           | 64 (201 att.)      |
| 8 Tan White (2002-03)           | 32           | 62 (202 att.)      |
| 9 Tan White (2004-05)           | 29           | 61 (190 att.)      |
| 10 Meadow Overstreet (2000-01)  | 31           | 59 (145 att.)      |

## THREE-POINT FIELD GOAL ATTEMPTS

| <i>player</i>                   | <i>games</i> | <i>attempts</i> |
|---------------------------------|--------------|-----------------|
| 1 Alexis Rack (2009-10)         | 33           | 310 (made 108)  |
| 2 Alexis Rack (2008-09)         | 33           | 287 (made 86)   |
| 3 Alexis Rack (2007-08)         | 31           | 259 (made 82)   |
| 4 Cynthia Hall (1999-00)        | 32           | 211 (made 82)   |
| 5 Tan White (2002-03)           | 32           | 202 (made 62)   |
| 6 Alexis Rack (2006-07)         | 32           | 201 (made 64)   |
| 7 Mary Kathryn Govero (2009-10) | 34           | 196 (made 74)   |
| 8 Tan White (2004-05)           | 29           | 190 (made 61)   |
| 9 Mary Kathryn Govero (2010-11) | 30           | 186 (made 71)   |
| 10 LaCharlotte Smith (1994-95)  | 27           | 179 (made 52)   |

## THREE-POINT FIELD GOAL PERCENTAGE

| <i>player</i>                 | <i>games</i> | <i>percentage</i> |
|-------------------------------|--------------|-------------------|
| 1 Angela Harris (1999-00)     | 32           | 50.0 (32-64)      |
| 2 Jessica Carter (2001-02)    | 29           | 45.5 (35-77)      |
| 3 Stacie Farris (1994-95)     | 27           | 43.4 (23-53)      |
| 4 Jemmye Ann Helms (1994-95)  | 26           | 43.1 (31-72)      |
| 5 LaToya Thomas (2002-03)     | 31           | 42.9 (18-42)      |
| 6 Bobbie Braddock (1989-90)   | 28           | 41.5 (17-41)      |
| 7 Marneshia Richard (2006-07) | 32           | 41.4 (24-58)      |
| Jessica Carter (2003-04)      | 27           | 41.4 (29-70)      |
| 9 Danielle Rector (2010-11)   | 29           | 40.7 (24-59)      |
| Meadow Overstreet (2000-01)   | 31           | 40.7 (59-145)     |

## FREE THROWS MADE

| <i>player</i>                  | <i>games</i> | <i>free throws</i> |
|--------------------------------|--------------|--------------------|
| 1 LaToya Thomas (2000-01)      | 31           | 195 (265 att.)     |
| 2 LaToya Thomas (2001-02)      | 31           | 190 (245 att.)     |
| 3 LaToya Thomas (2002-03)      | 31           | 182 (223 att.)     |
| 4 Martha Alwal (2013-14)       | 36           | 148 (215 att.)     |
| 5 LaToya Thomas (1999-00)      | 32           | 142 (181 att.)     |
| 6 Jennifer Fambrough (1998-99) | 28           | 141 (173 att.)     |
| 7 Tan White (2004-05)          | 29           | 138 (184 att.)     |
| 8 Tan White (2003-04)          | 29           | 129 (158 att.)     |
| LaCharlotte Smith (1995-96)    | 27           | 129 (172 att.)     |
| 10 Sharon Thompson (1997-98)   | 29           | 123 (180 att.)     |
| Tiffany Booker (1993-94)       | 26           | 123 (176 att.)     |

## FREE THROW ATTEMPTS

| <i>player</i>               | <i>games</i> | <i>attempts</i> |
|-----------------------------|--------------|-----------------|
| 1 LaToya Thomas (2000-01)   | 31           | 265 (made 195)  |
| 2 LaToya Thomas (2001-02)   | 31           | 245 (made 190)  |
| 3 LaToya Thomas (2002-03)   | 31           | 223 (made 182)  |
| 4 Martha Alwal (2013-14)    | 36           | 215 (made 148)  |
| 5 Tan White (2004-05)       | 29           | 184 (made 138)  |
| 6 LaToya Thomas (1999-00)   | 32           | 181 (made 142)  |
| 7 Armelie Lumanu (2009-10)  | 34           | 180 (made 110)  |
| Sharon Thompson (1997-98)   | 29           | 180 (made 123)  |
| 9 Tiffany Booker (1993-94)  | 26           | 176 (made 123)  |
| Kunshinge Sorrell (1987-88) | 32           | 176 (made 118)  |

## FREE THROW PERCENTAGE (MIN. 65 ATT.)

| <i>player</i>                  | <i>games</i> | <i>percentage</i> |
|--------------------------------|--------------|-------------------|
| 1 Alexis Rack (2008-09)        | 33           | 83.3 (95-114)     |
| 2 Tan White (2003-04)          | 29           | 81.6 (129-158)    |
| LaToya Thomas (2002-03)        | 31           | 81.6 (182-223)    |
| 4 Jennifer Fambrough (1998-99) | 28           | 81.5 (141-173)    |
| Ann Sanders (1987-88)          | 31           | 81.5 (53-65)      |
| 6 Polly Branch (1982-83)       | 28           | 81.3 (74-91)      |
| 7 Jemmye Ann Helms (1995-96)   | 27           | 80.3 (61-76)      |
| 8 Kendra Grant (2013-14)       | 36           | 79.5 (97-122)     |
| Alexis Rack (2009-10)          | 33           | 79.5 (93-117)     |
| 10 Martha Alwal (2012-13)      | 30           | 78.9 (97-123)     |

## ASSISTS

| <i>player</i>                 | <i>games</i> | <i>assists</i> | <i>average</i> |
|-------------------------------|--------------|----------------|----------------|
| 1 Angela Harris (1999-00)     | 32           | 179            | 5.6            |
| 2 Katia May (2013-14)         | 36           | 175            | 4.9            |
| 3 Mary Boatwright (1980-81)   | 29           | 172            | 5.9            |
| 4 Alexis Rack (2009-10)       | 33           | 154            | 4.7            |
| 5 Kathy McKissack (1976-77)   | 21           | 152            | 7.2            |
| 6 Kunshinge Sorrell (1987-88) | 32           | 145            | 4.5            |
| 7 Alexis Rack                 | 33           | 142            | 4.3            |
| 8 Marneshia Richard (2007-08) | 31           | 138            | 4.6            |
| LaCharlotte Smith (1995-96)   | 27           | 138            | 5.1            |
| 10 Armelie Lumanu (2009-10)   | 34           | 135            | 4.0            |

## STEALS

| <i>player</i>                 | <i>games</i> | <i>steals</i> | <i>average</i> |
|-------------------------------|--------------|---------------|----------------|
| 1 Kunshinge Sorrell (1987-88) | 32           | 122           | 3.8            |
| Sonya Meadows (1980-81)       | 28           | 122           | 4.4            |
| 3 Kunshinge Sorrell (1986-87) | 30           | 116           | 3.9            |
| 4 Tan White (2002-03)         | 32           | 104           | 3.3            |
| 5 Porsha Porter (2011-12)     | 29           | 91            | 3.1            |
| Tan White (2003-04)           | 29           | 91            | 3.1            |
| Tan White (2001-02)           | 31           | 91            | 2.9            |
| 8 Armelie Lumanu (2009-10)    | 34           | 89            | 2.6            |
| 9 Tan White (2004-05)         | 29           | 86            | 3.0            |
| 10 Savannah Carter (2013-14)  | 36           | 78            | 2.2            |

## BLOCKED SHOTS

| <i>player</i>              | <i>games</i> | <i>blk. shots</i> | <i>average</i> |
|----------------------------|--------------|-------------------|----------------|
| 1 Martha Alwal (2013-14)   | 36           | 97                | 2.7            |
| Chanel Mokango (2008-09)   | 33           | 97                | 2.9            |
| 3 Chanel Mokango (2009-10) | 34           | 83                | 2.4            |
| 4 Martha Alwal (2011-12)   | 30           | 82                | 2.7            |
| 5 Martha Alwal (2012-13)   | 30           | 78                | 2.6            |
| 6 Cara Stokes (1984-85)    | 27           | 45                | 1.7            |
| 7 Catina Bett (2010-11)    | 24           | 38                | 1.6            |
| 8 LaToya Thomas (2000-01)  | 31           | 35                | 1.1            |
| 9 Louise Grimes (1981-82)  | 26           | 34                | 1.3            |
| 10 Tan White (2002-03)     | 32           | 33                | 1.0            |

## CAREER RECORDS

### SCORING

|    | <i>player</i>                 | <i>games</i> | <i>points</i> | <i>average</i> |
|----|-------------------------------|--------------|---------------|----------------|
| 1  | LaToya Thomas (1999-03)       | 125          | 2,981         | 23.8           |
| 2  | Tan White (2001-05)           | 121          | 2,421         | 20.0           |
| 3  | Alexis Rack (2007-2010)       | 129          | 1,756         | 13.6           |
| 4  | Jennifer Fambrough (1998-02)  | 117          | 1,677         | 14.3           |
| 5  | LaCharlotte Smith (1992-96)   | 106          | 1,533         | 14.5           |
| 6  | Sharon Thompson (1994-98)     | 107          | 1,526         | 14.3           |
| 7  | Polly Branch (1983-87)        | 111          | 1,518         | 13.7           |
| 8  | Laura Springer (1978-81)      | 117          | 1,340         | 11.5           |
| 9  | Kunshinge Sorrell (1986-88)   | 62           | 1,292         | 20.8           |
| 10 | Sophie Ratliff (1986-90)      | 117          | 1,198         | 10.2           |
| 11 | Mary Boatwright (1979-81)     | 59           | 1,177         | 19.9           |
| 12 | Mary Kathryn Govero (2008-11) | 128          | 1,173         | 9.2            |
| 13 | Lisa Scott (1988-92)          | 106          | 1,145         | 10.8           |
| 14 | Nitra Perry (1996-00)         | 110          | 1,124         | 10.2           |
| 15 | *Tutti Calhoun (1974-77)      | 66           | 1,090         | 16.5           |
| 16 | Ann Lashley (1985-88)         | 116          | 1,086         | 9.4            |
| 17 | Tysheka Grimes (2006-2010)    | 115          | 1,071         | 9.3            |
| 18 | Martha Alwal (2011-present)   | 96           | 1,063         | 11.1           |
| 19 | Diamber Johnson (2008-12)     | 126          | 1,052         | 8.3            |
| 20 | Robin Porter (2005-2009)      | 122          | 1,041         | 8.5            |
| 21 | Kendra Grant (2011-present)   | 96           | 983           | 10.2           |
| 22 | Daisy Casher (1984-85)        | 52           | 940           | 18.1           |
| 23 | Jemmye Ann Helms (1992-97)    | 101          | 917           | 9.1            |
| 24 | Cynthia Hall (1997-01)        | 120          | 891           | 7.4            |
| 25 | Angela Harris (1996-00)       | 110          | 872           | 7.9            |

\* - does not include 1975 statistics

### REBOUNDS

|    | <i>player</i>                | <i>games</i> | <i>rebounds</i> | <i>average</i> |
|----|------------------------------|--------------|-----------------|----------------|
| 1  | LaToya Thomas (1999-03)      | 125          | 1,108           | 8.9            |
| 2  | Sharon Thompson (1994-98)    | 107          | 936             | 8.7            |
| 3  | Tan White (2001-05)          | 121          | 844             | 7.0            |
| 4  | Martha Alwal (2011-present)  | 96           | 824             | 8.6            |
| 5  | Sophie Ratliff (1986-90)     | 117          | 822             | 7.0            |
| 6  | Nitra Perry (1996-00)        | 116          | 746             | 6.4            |
| 7  | Jennifer Fambrough (1998-02) | 117          | 731             | 6.2            |
| 8  | Ann Lashley (1984-88)        | 116          | 723             | 6.2            |
| 9  | Robin Porter (2005-09)       | 122          | 721             | 5.9            |
| 10 | Sandra Butler (1982-86)      | 61           | 702             | 11.5           |

### FIELD GOALS MADE

|    | <i>player</i>                | <i>games</i> | <i>field goals</i> |
|----|------------------------------|--------------|--------------------|
| 1  | LaToya Thomas (1999-03)      | 125          | 1,119 (2,024 att.) |
| 2  | Tan White (2001-05)          | 121          | 893 (2,102 att.)   |
| 3  | Polly Branch (1983-87)       | 111          | 649 (1,654 att.)   |
| 4  | Jennifer Fambrough (1998-02) | 117          | 606 (1,218 att.)   |
| 5  | Sharon Thompson (1994-98)    | 107          | 566 (1,293 att.)   |
| 6  | Alexis Rack (2007-10)        | 129          | 560 (1,647 att.)   |
| 7  | Laura Springer (1977-81)     | 117          | 526 (1,110 att.)   |
| 8  | Mary Boatwright (1979-81)    | 59           | 525 (1,113 att.)   |
| 9  | LaCharlotte Smith (1992-96)  | 106          | 506 (1,426 att.)   |
| 10 | Kunshinge Sorrell (1986-88)  | 62           | 505 (1,327 att.)   |

\* - does not include 1975 statistics

### FIELD GOAL ATTEMPTS

|    | <i>player</i>                 | <i>games</i> | <i>attempts</i>    |
|----|-------------------------------|--------------|--------------------|
| 1  | Tan White (2001-05)           | 121          | 2,102 (made 893)   |
| 2  | LaToya Thomas (1999-03)       | 125          | 2,024 (made 1,119) |
| 3  | Polly Branch (1983-87)        | 111          | 1,654 (made 649)   |
| 4  | Alexis Rack (2007-10)         | 129          | 1,647 (made 560)   |
| 5  | LaCharlotte Smith (1992-96)   | 106          | 1,426 (made 506)   |
| 6  | Kunshinge Sorrell (1986-88)   | 62           | 1,327 (made 505)   |
| 7  | Sharon Thompson (1994-98)     | 107          | 1,293 (made 566)   |
| 8  | Jennifer Fambrough (1998-02)  | 117          | 1,218 (made 606)   |
| 9  | Lisa Scott (1988-92)          | 106          | 1,128 (made 454)   |
| 10 | Mary Kathryn Govero (2008-11) | 128          | 1,122 (made 454)   |

### FIELD GOAL PERCENTAGE

|    | <i>player</i>                | <i>games</i> | <i>percentage</i>  |
|----|------------------------------|--------------|--------------------|
| 1  | LaToya Thomas (1999-03)      | 125          | 55.3 (1,119-2,024) |
| 2  | Sophie Ratliff (1986-90)     | 117          | 53.7 (454-845)     |
| 3  | Ann Lashley (1984-88)        | 116          | 53.6 (439-819)     |
| 4  | Erica Simmons (1989-93)      | 107          | 53.2 (223-419)     |
| 5  | Louise Grimes (1981-82)      | 55           | 51.9 (368-709)     |
| 6  | Sandra Butler (1982-86)      | 61           | 51.5 (345-670)     |
| 7  | Donnisha Tate (2007-09)      | 61           | 51.3 (102-199)     |
| 8  | Christine Castle (1983-87)   | 94           | 50.7 (177-349)     |
| 9  | *Tutti Calhoun (1974-77)     | 66           | 50.5 (350-693)     |
| 10 | Jennifer Fambrough (1998-02) | 117          | 49.7 (606-1,218)   |

\* - does not include 1975 statistics

### THREE-POINT FIELD GOALS MADE

|    | <i>player</i>                 | <i>games</i> | <i>field goals</i> |
|----|-------------------------------|--------------|--------------------|
| 1  | Alexis Rack (2007-10)         | 129          | 340 (1057 att.)    |
| 2  | Tan White (2001-05)           | 121          | 222 (714 att.)     |
| 3  | Mary Kathryn Govero (2008-11) | 128          | 182 (492 att.)     |
| 4  | Cynthia Hall (1997-01)        | 120          | 147 (451 att.)     |
| 5  | LaCharlotte Smith (1992-96)   | 106          | 142 (522 att.)     |
| 6  | Meadow Overstreet (1997-01)   | 112          | 138 (373 att.)     |
| 7  | Stacie Farris (1994-98)       | 104          | 120 (362 att.)     |
| 8  | Rebecca Kates (2001-05)       | 121          | 107 (325 att.)     |
| 9  | Jemmye Ann Helms (1992-97)    | 101          | 100 (273 att.)     |
| 10 | Jessica Carter (2000-04)      | 106          | 99 (239 att.)      |

### THREE-POINT FIELD GOAL ATTEMPTS

|    | <i>player</i>                 | <i>games</i> | <i>attempts</i> |
|----|-------------------------------|--------------|-----------------|
| 1  | Alexis Rack (2006-10)         | 129          | 1057 (made 340) |
| 2  | Tan White (2001-05)           | 121          | 714 (made 222)  |
| 3  | LaCharlotte Smith (1992-96)   | 106          | 522 (made 142)  |
| 4  | Mary Kathryn Govero (2007-11) | 128          | 492 (made 182)  |
| 5  | Cynthia Hall (1997-01)        | 120          | 451 (made 147)  |
| 6  | Meadow Overstreet (1997-01)   | 112          | 373 (made 138)  |
| 7  | Stacie Farris (1994-98)       | 104          | 362 (made 120)  |
| 8  | Diamber Johnson (2008-12)     | 126          | 325 (made 96)   |
|    | Rebecca Kates (2001-05)       | 121          | 325 (made 107)  |
| 10 | Kendra Grant (2011-present)   | 96           | 297 (made 91)   |

### THREE-POINT FIELD GOAL PERCENTAGE (minimum 60 made)

|    | <i>player</i>                 | <i>games</i> | <i>percentage</i> |
|----|-------------------------------|--------------|-------------------|
| 1  | Jessica Carter (2000-04)      | 106          | 41.4 (99-239)     |
| 2  | Bobbie Braddock (1989-91)     | 55           | 37.8 (59-156)     |
| 3  | Angela Harris (1996-00)       | 110          | 37.6 (89-237)     |
| 4  | Meadow Overstreet (1997-01)   | 112          | 37.0 (138-373)    |
| 5  | Mary Kathryn Govero (2007-11) | 128          | 37.0 (182-492)    |
| 6  | Jennifer Fambrough (1998-02)  | 117          | 36.7 (69-188)     |
| 7  | Jemmye Ann Helms (1992-97)    | 101          | 36.6 (100-273)    |
| 8  | Ebonie Ferguson (2001-05)     | 69           | 35.1 (61-174)     |
| 9  | Kunshinge Sorrell (1986-88)   | 62           | 33.8 (48-142)     |
| 10 | Stacie Farris (1994-98)       | 104          | 33.1 (120-362)    |

### FREE THROWS MADE

|    | <i>player</i>                | <i>games</i> | <i>free throws</i> |
|----|------------------------------|--------------|--------------------|
| 1  | LaToya Thomas (1999-03)      | 125          | 709 (914 att.)     |
| 2  | Tan White (2001-05)          | 121          | 413 (557 att.)     |
| 3  | Jennifer Fambrough (1998-02) | 117          | 396 (511 att.)     |
| 4  | LaCharlotte Smith (1992-96)  | 106          | 379 (526 att.)     |
| 5  | Sharon Thompson (1994-98)    | 107          | 366 (602 att.)     |
| 6  | Alexis Rack (2007-10)        | 129          | 296 (387 att.)     |
| 7  | Sophie Ratliff (1986-90)     | 117          | 290 (499 att.)     |
| 8  | Laura Springer (1977-81)     | 117          | 288 (396 att.)     |
| 9  | Martha Alwal (2011-present)  | 96           | 270 (380 att.)     |
| 10 | Kunshinge Sorrell (1986-88)  | 62           | 234 (328 att.)     |

## FREE THROW ATTEMPTS

|    | <i>player</i>                | <i>games</i> | <i>attempts</i> |
|----|------------------------------|--------------|-----------------|
| 1  | LaToya Thomas (1999-03)      | 125          | 914 (made 709)  |
| 2  | Sharon Thompson (1994-98)    | 107          | 602 (made 366)  |
| 3  | Tan White (2001-05)          | 121          | 557 (made 413)  |
| 4  | LaCharlotte Smith (1992-96)  | 106          | 526 (made 379)  |
| 5  | Jennifer Fambrough (1998-02) | 117          | 511 (made 396)  |
| 6  | Sophie Ratliff (1986-90)     | 117          | 499 (made 290)  |
| 7  | Laura Springer (1977-81)     | 117          | 396 (made 288)  |
| 8  | Alexis Rack (2007-10)        | 129          | 387 (made 296)  |
| 9  | Martha Alwal (2011-present)  | 96           | 380 (made 270)  |
| 9  | Ann Lashley (1984-88)        | 116          | 373 (made 208)  |
| 10 | Lisa Scott (1988-92)         | 106          | 342 (made 228)  |

## FREE THROW PERCENTAGE (minimum 100 made)

|    | <i>player</i>                | <i>games</i> | <i>percentage</i> |
|----|------------------------------|--------------|-------------------|
| 1  | LaToya Thomas (1999-03)      | 125          | 77.6 (709-914)    |
| 2  | Jennifer Fambrough (1998-02) | 117          | 77.5 (396-511)    |
| 3  | Chanel Mokango (2009-10)     | 67           | 76.9 (143-186)    |
| 4  | Alexis Rack (2007-10)        | 129          | 76.5 (296-387)    |
| 5  | Ann Sanders (1986-90)        | 92           | 75.8 (141-186)    |
| 6  | Diamber Johnson (2008-12)    | 126          | 75.7 (178-235)    |
| 7  | *Tutti Calhoun (1974-77)     | 66           | 74.8 (152-203)    |
| 8  | Mary Boatwright (1979-81)    | 59           | 74.3 (127-171)    |
| 9  | Tan White (2001-05)          | 121          | 74.1 (413-557)    |
| 10 | Robin Porter (2005-09)       | 122          | 73.9 (150-203)    |
|    | Jemmye Ann Helms (1992-97)   | 101          | 73.9 (187-253)    |

\* - does not include 1975 statistics

## ASSISTS

|    | <i>player</i>               | <i>games</i> | <i>assists</i> | <i>average</i> |
|----|-----------------------------|--------------|----------------|----------------|
| 1  | Angela Harris (1996-00)     | 110          | 463            | 4.2            |
| 2  | Tan White (2001-05)         | 121          | 457            | 3.8            |
| 3  | Alexis Rack (2007-10)       | 129          | 447            | 3.5            |
| 4  | LaCharlotte Smith (1992-96) | 106          | 406            | 3.8            |
| 5  | Laura Springer (1978-81)    | 117          | 392            | 3.4            |
| 6  | Polly Branch (1983-87)      | 111          | 391            | 3.5            |
| 7  | Diamber Johnson (2008-12)   | 126          | 351            | 2.8            |
| 8  | Julan Harris (1976-80)      | 111          | 336            | 3.0            |
| 9  | Marneshia Richard (2005-08) | 90           | 331            | 3.8            |
| 10 | Katia May (2010-14)         | 115          | 313            | 2.7            |

## STEALS

|    | <i>player</i>                 | <i>games</i> | <i>steals</i> | <i>average</i> |
|----|-------------------------------|--------------|---------------|----------------|
| 1  | Tan White (2001-05)           | 121          | 372           | 3.1            |
| 2  | Kunshinge Sorrell (1986-88)   | 62           | 238           | 3.8            |
| 3  | LaCharlotte Smith (1992-96)   | 106          | 230           | 2.2            |
| 4  | Lisa Scott (1988-92)          | 106          | 205           | 1.9            |
| 5  | Alexis Rack (2007-10)         | 129          | 202           | 1.6            |
| 6  | Angela Harris (1996-00)       | 110          | 189           | 1.7            |
| 7  | Nitra Perry (1996-00)         | 116          | 186           | 1.6            |
| 8  | LaToya Thomas (1999-03)       | 125          | 176           | 1.4            |
| 9  | Marneshia Richard (2005-08)   | 90           | 174           | 1.9            |
| 10 | Mary Kathryn Govero (2008-11) | 128          | 173           | 1.4            |

\* - since 1980 season only

## BLOCKED SHOTS

|    | <i>player</i>               | <i>games</i> | <i>blk. shots</i> | <i>average</i> |
|----|-----------------------------|--------------|-------------------|----------------|
| 1  | Martha Alwal (2011-present) | 96           | 257               | 2.7            |
| 2  | Chanel Mokango (2009-10)    | 67           | 180               | 2.7            |
| 3  | Tan White (2001-05)         | 121          | 118               | 1.0            |
| 4  | LaToya Thomas (1999-03)     | 125          | 109               | 0.9            |
| 5  | Sharon Thompson (1994-98)   | 107          | 86                | 0.8            |
| 6  | Tysheka Grimes (2006-10)    | 115          | 72                | 0.6            |
| 7  | Mamie McKinney (2002-06)    | 116          | 71                | 0.6            |
| 8  | Tysheka Grimes (2007-10)    | 91           | 66                | 1.3            |
| 9  | Catina Bett (2010-12)       | 52           | 63                | 1.2            |
| 10 | Cara Stokes (1983-86)       | 67           | 62                | 0.9            |
|    | Louise Grimes (1981-82)     | 55           | 62                | 1.1            |

\* - since 1980 season only

## MISCELLANEOUS INDIVIDUAL RECORDS

### TOTAL GAMES PLAYED

|   | <i>player</i>                 | <i>games played</i> |
|---|-------------------------------|---------------------|
| 1 | Alexis Rack (2007-10)         | 129                 |
| 2 | Mary Kathryn Govero (2008-11) | 128                 |
| 3 | Diamber Johnson (2008-12)     | 126                 |
| 4 | LaToya Thomas (1999-03)       | 125                 |
| 5 | Robin Porter (2006-09)        | 122                 |
| 6 | Tan White (2001-05)           | 121                 |
|   | Rebecca Kates (2001-05)       | 121                 |
| 8 | Cynthia Hall (1997-01)        | 120                 |
| 9 | Jennifer Fambrough (1998-02)  | 117                 |
|   | Sophie Ratliff (1986-90)      | 117                 |
|   | Laura Springer (1977-81)      | 117                 |

### GAMES STARTED\*

|    | <i>player</i>                | <i>games started</i> |
|----|------------------------------|----------------------|
| 1  | LaToya Thomas (1999-03)      | 125                  |
| 2  | Tan White (2001-05)          | 120                  |
| 3  | Jennifer Fambrough (1998-02) | 117                  |
| 4  | Alexis Rack (2007-10)        | 110                  |
| 5  | Angela Harris (1996-00)      | 107                  |
| 6  | Sharon Thompson (1994-98)    | 101                  |
| 7  | Robin Porter (2005-09)       | 96                   |
|    | Nitra Perry (1996-00)        | 96                   |
| 9  | LaCharlotte Smith (1992-96)  | 95                   |
| 10 | Tysheka Grimes (2006-10)     | 91                   |
|    | Ann Sanders (1986-90)        | 91                   |

\* - beginning 1986-87 season

### POSTSEASON GAMES PLAYED IN

|   | <i>player</i>                 | <i>games played</i> |
|---|-------------------------------|---------------------|
| 1 | LaToya Thomas (1999-03)       | 9                   |
| 2 | Jennifer Fambrough (1998-02)  | 8                   |
| 3 | Alexis Rack (2007-10)         | 7                   |
|   | Tysheka Grimes (2006-10)      | 7                   |
|   | Cynthia Hall (1997-01)        | 7                   |
| 6 | Jessica Carter (2000-04)      | 6                   |
|   | Keisha Stringfellow (1998-02) | 6                   |
|   | Meadow Overstreet (1997-01)   | 6                   |
| 9 | Mary Kathryn Govero (2008-11) | 5                   |
|   | Rebecca Kates (2001-05)       | 5                   |
|   | Tan White (2001-05)           | 5                   |



## SEASON SCORING AVERAGE

| player                      | games | points | average |
|-----------------------------|-------|--------|---------|
| 1 LaToya Thomas (2002-03)   | 31    | 794    | 25.6    |
| 2 LaToya Thomas (2001-02)   | 31    | 763    | 24.6*   |
| 3 LaToya Thomas (2000-01)   | 31    | 752    | 24.3    |
| 4 Tan White (2004-05)       | 29    | 681    | 23.5*   |
| 5 Mary Boatwright (1979-80) | 30    | 689    | 23.0    |

\* - led the SEC

## CAREER SCORING AVERAGE

| player                                     | games | points | average |
|--|-------|--------|---------|
| 1 LaToya Thomas (1999-03)                  | 125   | 2,981  | 23.8*   |
| 2 Kunshinge Sorrell (1986-88) <sup>^</sup> | 62    | 1,292  | 20.8    |
| 3 Tan White (2001-05)                      | 121   | 2,421  | 20.0    |
| 4 Mary Boatwright (1979-81) <sup>^</sup>   | 59    | 1,177  | 19.9    |
| 5 Daisy Casher (1983-85) <sup>^</sup>      | 52    | 940    | 18.1    |

\* - led SEC; <sup>^</sup> 2-year career

## CONSECUTIVE GAMES AS LEADING SCORER

|                          |    |
|--------------------------|----|
| 1 Daisy Casher (1984-85) | 16 |
| 2 Tan White (2004-05)    | 10 |

## MOST GAMES AS LEADING SCORER

| Season                    | Games |
|---------------------------|-------|
| 1 Tan White (2004-05)     | 26    |
| 2 LaToya Thomas (2000-01) | 25    |
| Daisy Casher (1984-85)    | 25    |

### Career

|                             |    |
|-----------------------------|----|
| 1 LaToya Thomas (1999-2003) | 68 |
| 2 Tan White (2001-05)       | 57 |

## CONSECUTIVE 20+ POINT GAMES

|                             |    |
|-----------------------------|----|
| 1 Mary Boatwright (1979-80) | 13 |
| 2 LaToya Thomas (2000-01)   | 12 |

## CONSECUTIVE DOUBLE DIGIT SCORING GAMES

|                           |     |
|---------------------------|-----|
| 1 LaToya Thomas (1999-03) | 125 |
| 2 Tan White (2001-05)     | 40  |
| 3 Alexis Rack (2008-10)   | 39  |

## CONSECUTIVE GAMES WITH A THREE-POINT BASKET MADE

|               |    |                            |
|---------------|----|----------------------------|
| 1 Alexis Rack | 61 | Jan. 11, 2007-Mar. 5, 2010 |
|---------------|----|----------------------------|

## SEASON REBOUNDING AVERAGE

| player                    | games | rebounds | average |
|---------------------------|-------|----------|---------|
| 1 Jackie Perry (1987-88)  | 20    | 262      | 12.6    |
| 2 Sandra Butler (1983-84) | 25    | 307      | 12.3    |
| 3 Sandra Butler (1982-83) | 28    | 314      | 11.2    |
| 4 LaToya Thomas (2001-02) | 31    | 308      | 9.9     |
| 5 Martha Alwal (2012-13)  | 30    | 292      | 9.7*    |

\* - led the SEC

## CAREER REBOUNDING AVERAGE

| player                                     | games | rebounds | average |
|--|-------|----------|---------|
| 1 Sandra Butler (1982-86)                  | 61    | 702      | 11.5    |
| 2 Charetta Robinson (1991-93) <sup>^</sup> | 55    | 501      | 9.1     |
| 3 LaToya Thomas (1999-03)                  | 125   | 1,108    | 8.9     |
| 4 Sharon Thompson (1994-98)                | 107   | 936      | 8.7     |
| 5 Martha Alwal (2011-present)              | 96    | 824      | 8.6     |

<sup>^</sup> 2-year career

## MOST GAMES AS LEADING REBOUNDER

| Season                    | Games |
|---------------------------|-------|
| 1 Martha Alwal (2012-13)  | 26    |
| 2 Sandra Butler (1983-84) | 22    |
| 3 Martha Alwal (2013-14)  | 21    |

### Career

|                             |    |
|-----------------------------|----|
| 1 Sharon Thompson (1994-98) | 67 |
| 2 LaToya Thomas (1999-03)   | 63 |
| Martha Alwal (2011-present) | 63 |
| 4 Tan White (2001-05)       | 53 |

## CONSECUTIVE GAMES LEADING REBOUNDER

|                          |    |
|--------------------------|----|
| 1 Martha Alwal (2012-13) | 13 |
| 2 Jackie Perry (1987-88) | 11 |

## CONSECUTIVE GAMES WITH 10+ REBOUNDS

|                             |    |
|-----------------------------|----|
| 1 Sandra Butler (1983-84)   | 15 |
| 2 Sharon Thompson (1994-95) | 7  |

## MOST DOUBLE-DOUBLE GAMES

| Season                    | Games |
|---------------------------|-------|
| 1 Sandra Butler (1983-84) | 20    |
| 2 LaToya Thomas (2001-02) | 16    |
| Martha Alwal (2012-13)    | 16    |

### Career

|                               |    |
|-------------------------------|----|
| 1 LaToya Thomas (1999-03)     | 48 |
| 2 Sharon Thompson (1994-98)   | 35 |
| 3 Martha Alwal (2011-present) | 31 |



DAISY CASHER



SHARON THOMPSON

## SINGLE GAME

### POINTS

|   | <i>name</i>    | <i>pts.</i> | <i>opponent</i>     | <i>date</i> |
|---|----------------|-------------|---------------------|-------------|
| 1 | LaToya Thomas  | 34          | Louisiana-Lafayette | 12/2/99     |
| 2 | LaToya Thomas  | 31          | Mississippi         | 1/13/00     |
|   | LaToya Thomas  | 33          | Northridge          | 12/31/99    |
| 3 | LaToya Thomas  | 31          | Southern Miss       | 12/5/99     |
| 5 | Tysheka Grimes | 28          | South Carolina      | 1/21/07     |

### REBOUNDS

|   | <i>name</i>     | <i>rbs.</i> | <i>opponent</i> | <i>date</i> |
|---|-----------------|-------------|-----------------|-------------|
| 1 | Martha Alwal    | 22          | Alcorn State    | 11/17/11    |
| 2 | Sandra Butler   | 20          | Alcorn State    | 2/28/83     |
|   | Sandra Butler   | 20          | LSU             | 1/24/83     |
| 4 | Sharon Thompson | 17          | LSU             | 1/10/95     |
|   | Sharon Thompson | 17          | New Orleans     | 12/16/94    |
|   | Sharon Thompson | 17          | South Carolina  | 12/6/94     |

### ASSISTS

|   | <i>name</i>        | <i>ast.</i> | <i>opponent</i> | <i>date</i> |
|---|--------------------|-------------|-----------------|-------------|
| 1 | LaCharlotte Smith  | 12          | LSU             | 2/27/93     |
| 2 | Tan White          | 10          | Georgia         | 1/31/02     |
|   | Jennifer Fambrough | 10          | USM             | 11/20/98    |
| 4 | Shelli Novotny     | 9           | Vanderbilt      | 1/29/94     |
| 5 | Alexis Rack        | 8           | Belmont         | 11/20/06    |
|   | Shelli Novotny     | 8           | Belhaven        | 11/30/93    |

### STEALS

|   | <i>name</i>          | <i>stfs.</i> | <i>opponent</i>          | <i>date</i> |
|---|----------------------|--------------|--------------------------|-------------|
| 1 | Sonya Meadows        | 12           | UT-Martin                | 1/10/81     |
| 2 | Tan White            | 7            | Morris Brown             | 2/16/02     |
|   | Tan White            | 7            | Kentucky                 | 1/3/02      |
| 4 | Dominique Dillingham | 6            | Mississippi Valley State | 12/30/13    |
|   | Dominique Dillingham | 6            | Alabama State            | 12/7/13     |
|   | Dominique Dillingham | 6            | New Orleans              | 11/17/13    |
|   | Tan White            | 6            | Alabama A&M              | 11/16/01    |
|   | LaCharlotte Smith    | 6            | Texas Christian          | 12/31/92    |

### BLOCKED SHOTS

|    | <i>name</i>  | <i>blk.</i> | <i>opponent</i>          | <i>date</i> |
|----|--------------|-------------|--------------------------|-------------|
| 1  | Martha Alwal | 10          | Jacksonville State       | 11/11/11    |
| 2  | Martha Alwal | 8           | Mississippi Valley State | 11/23/11    |
| 3  | Martha Alwal | 7           | Georgia                  | 2/2/12      |
| 4. | Martha Alwal | 6           | Arkansas                 | 1/26/12     |
| 5. | Martha Alwal | 5           | Ole Miss                 | 2/12/12     |
|    | Martha Alwal | 5           | Auburn                   | 1/22/12     |
|    | Martha Alwal | 5           | Louisiana-Lafayette      | 12/19/11    |
|    | Martha Alwal | 5           | Louisiana Tech           | 12/11/11    |

## SINGLE SEASON

### POINTS

|   | <i>name</i>                  | <i>g</i> | <i>pts.</i> | <i>avg.</i> |
|---|------------------------------|----------|-------------|-------------|
| 1 | LaToya Thomas (1999-00)      | 32       | 672         | 21.0        |
| 2 | Tan White (2001-02)          | 31       | 575         | 18.5        |
| 3 | Sonya Meadows (1980-81)      | 28       | 515         | 18.4        |
| 4 | Jennifer Fambrough (1998-99) | 28       | 490         | 17.5        |
| 5 | Lisa Bridgeman (1977-78)     | 31       | 481         | 15.5        |

### REBOUNDS

|   | <i>name</i>                  | <i>g</i> | <i>rb.</i> | <i>avg.</i> |
|---|------------------------------|----------|------------|-------------|
| 1 | Sandra Butler (1982-83)      | 28       | 314        | 11.2        |
| 2 | Sharon Thompson (1994-95)    | 27       | 260        | 9.6         |
| 3 | LaToya Thomas (1999-00)      | 32       | 254        | 7.9         |
| 4 | Bethany Washington (2006-07) | 32       | 226        | 7.1         |
| 5 | Tan White (2001-02)          | 31       | 223        | 7.2         |

### ASSISTS

|   | <i>name</i>                  | <i>g</i> | <i>ast.</i> | <i>avg.</i> |
|---|------------------------------|----------|-------------|-------------|
| 1 | Tan White (2001-02)          | 21       | 134         | 4.3         |
| 2 | Sonya Meadows (1980-81)      | 28       | 119         | 4.3         |
| 3 | LaCharlotte Smith (1992-93)  | 27       | 111         | 4.1         |
| 4 | Bethany Washington (2006-07) | 32       | 108         | 7.1         |
| 5 | Polly Branch (1982-83)       | 28       | 102         | 3.6         |
|   | Laura Springer (1977-78)     | 31       | 102         | 3.3         |

### STEALS

|   | <i>name</i>                    | <i>g</i> | <i>stl.</i> | <i>avg.</i> |
|---|--------------------------------|----------|-------------|-------------|
| 1 | Sonya Meadows (1980-81)        | 28       | 122         | 4.4         |
| 2 | Tan White (2001-02)            | 31       | 91          | 2.9         |
| 3 | Dominique Dillingham (2013-14) | 36       | 57          | 1.6         |
|   | Bethany Washington (2006-07)   | 32       | 57          | 1.8         |
| 4 | Bethany Washington (2006-07)   | 30       | 54          | 1.8         |
|   | Sandra Butler (1982-83)        | 28       | 54          | 1.9         |

### BLOCKED SHOTS

|   | <i>name</i>                | <i>g</i> | <i>blk.</i> | <i>avg.</i> |
|---|----------------------------|----------|-------------|-------------|
| 1 | Martha Alwal (2011-12)     | 30       | 82          | 2.7*        |
| 2 | Sherise Williams (2012-13) | 25       | 33          | 1.3         |
| 3 | LaToya Thomas (1999-00)    | 32       | 32          | 1.0         |
| 4 | Tysheka Grimes (2006-07)   | 32       | 28          | 0.9         |
|   | Tan White (2001-02)        | 31       | 28          | 0.9         |
|   | Polly Branch (1982-83)     | 28       | 28          | 1.0         |

\* - Led the SEC



JENNIFER FAMBROUGH



SONYA MEADOWS

## SINGLE GAME

### POINTS

|   | <i>name</i>        | <i>pts.</i> | <i>opponent</i>  | <i>date</i> |
|---|--------------------|-------------|------------------|-------------|
| 1 | LaToya Thomas      | 48          | Memphis          | 11/21/00    |
| 2 | LaToya Thomas      | 44          | Arkansas         | 3/1/01      |
| 3 | Jennifer Fambrough | 42          | Northwestern St. | 12/19/98    |
| 4 | Daisy Casher       | 40          | Union            | 12/3/84     |
| 5 | LaToya Thomas      | 34          | Howard           | 12/17/00    |

### REBOUNDS

|   | <i>name</i>    | <i>rbs.</i> | <i>opponent</i> | <i>date</i> |
|---|----------------|-------------|-----------------|-------------|
| 1 | Sophie Ratliff | 26          | Shorter         | 2/15/88     |
| 2 | Ann Lashley    | 25          | Judson          | 2/24/86     |
| 3 | Sandra Butler  | 21          | Clemson         | 12/15/83    |
| 4 | Belinda Woods  | 20          | Auburn          | 1/9/80      |
| 5 | Martha Alwal   | 18          | Houston         | 11/9/12     |

### ASSISTS

|   | <i>name</i>       | <i>ast.</i> | <i>opponent</i> | <i>date</i> |
|---|-------------------|-------------|-----------------|-------------|
| 1 | Marneshia Richard | 11          | South Carolina  | 1/21/07     |
| 2 | Marneshia Richard | 8           | Tulane          | 3/18/07     |
|   | Marneshia Richard | 8           | Florida         | 3/1/07      |
|   | Tina Harris       | 8           | Southern Miss   | 12/5/87     |
| 5 | Marneshia Richard | 7           | Tennessee State | 12/29/06    |
|   | Tan White         | 7           | Florida         | 2/2/03      |
|   | Tan White         | 7           | South Carolina  | 1/9/03      |

### STEALS

|   | <i>name</i>       | <i>stls.</i> | <i>opponent</i>    | <i>date</i> |
|---|-------------------|--------------|--------------------|-------------|
| 1 | Marneshia Richard | 7            | Purdue             | 12/16/06    |
|   | Tan White         | 7            | Texas-Pan American | 12/29/02    |
| 3 | Alexis Rack       | 6            | Southern Miss      | 11/29/07    |
|   | Tan White         | 6            | Manhattan          | 3/22/03     |
|   | Tan White         | 6            | Arkansas           | 2/20/03     |
|   | Tan White         | 6            | UAB                | 1/6/03      |

### BLOCKED SHOTS

|   | <i>name</i>      | <i>blk.</i> | <i>opponent</i>          | <i>date</i> |
|---|------------------|-------------|--------------------------|-------------|
| 1 | Martha Alwal     | 8           | Alabama                  | 2/21/13     |
| 2 | Martha Alwal     | 7           | Florida Atlantic         | 12/7/12     |
| 3 | Sherise Williams | 4           | Mississippi Valley State | 12/30/13    |
|   | Sherise Williams | 4           | Alabama State            | 12/7/13     |
|   | Ann Sanders      | 4           | UALR                     | 12/16/87    |
|   | Cara Stokes      | 4           | Alcorn State             | 1/2/84      |
|   | Sandra Butler    | 4           | Georgia Southern         | 12/18/83    |
|   | Polly Branch     | 4           | Georgia Southern         | 12/18/83    |
|   | Pam Jones        | 4           | Mississippi Valley       | 12/1/83     |

## SINGLE SEASON

### POINTS

|   | <i>name</i>                  | <i>g</i> | <i>pts.</i> | <i>avg.</i> |
|---|------------------------------|----------|-------------|-------------|
| 1 | LaToya Thomas (2000-01)      | 31       | 752         | 24.3*       |
| 2 | Tan White (2002-03)          | 32       | 580         | 18.1        |
| 3 | Jennifer Fambrough (1999-00) | 32       | 420         | 13.1        |
|   | Sandra Butler (1983-84)      | 25       | 420         | 16.8        |
| 5 | Ann Lashley (1985-86)        | 28       | 396         | 14.1        |

### REBOUNDS

|   | <i>name</i>             | <i>g</i> | <i>rb.</i> | <i>avg.</i> |
|---|-------------------------|----------|------------|-------------|
| 1 | Sandra Butler (1983-84) | 25       | 307        | 12.3*       |
| 2 | Martha Alwal (2012-13)  | 30       | 292        | 9.7*        |
| 3 | LaToya Thomas (2000-01) | 31       | 265        | 8.5         |
| 4 | Tutti Calhoun (1975-76) | 25       | 239        | 9.5         |
| 5 | Ann Lashley (1985-86)   | 28       | 232        | 8.3         |

### ASSISTS

|   | <i>name</i>                 | <i>g</i> | <i>ast.</i> | <i>avg.</i> |
|---|-----------------------------|----------|-------------|-------------|
| 1 | Marneshia Richard (2006-07) | 32       | 125         | 3.9         |
| 2 | Tan White (2002-03)         | 32       | 124         | 3.9         |
| 3 | Julan Harris (1977-78)      | 31       | 104         | 3.4         |
| 4 | Alicia Pouncey (1985-86)    | 28       | 90          | 3.2         |
| 5 | Tina Harris (1987-88)       | 32       | 84          | 2.6         |

### STEALS

|   | <i>name</i>                   | <i>g</i> | <i>stl.</i> | <i>avg.</i> |
|---|-------------------------------|----------|-------------|-------------|
| 1 | Tan White (2002-03)           | 32       | 104         | 3.3         |
| 2 | Marneshia Richard (2006-07)   | 32       | 72          | 2.3         |
| 3 | Michelle Battle (1981-82)     | 26       | 64          | 2.5         |
| 4 | Sandra Butler (1983-84)       | 25       | 57          | 2.3         |
| 5 | Mary Kathryn Govero (2008-09) | 1.9      | 50          | 1.5         |

### BLOCKED SHOTS

|   | <i>name</i>             | <i>g</i> | <i>blk.</i> | <i>avg.</i> |
|---|-------------------------|----------|-------------|-------------|
| 1 | Martha Alwal (2012-13)  | 30       | 78          | 2.6*        |
| 2 | Cara Stokes (1984-85)   | 27       | 45          | 1.7         |
| 3 | LaToya Thomas (2000-01) | 31       | 35          | 1.1         |
| 4 | Tan White (2002-03)     | 32       | 33          | 1.0         |
| 5 | Sandra Butler (1983-84) | 25       | 30          | 1.2         |

\* - Led the SEC



ANN LASHLEY



MARNESHIA RICHARD



## SINGLE GAME

### POINTS

|   | <i>name</i>       | <i>pts.</i> | <i>opponent</i>     | <i>date</i> |
|---|-------------------|-------------|---------------------|-------------|
| 1 | LaToya Thomas     | 43          | Georgia             | 1/13/02     |
| 2 | LaToya Thomas     | 40          | Florida             | 2/24/02     |
|   | Daisy Casher      | 40          | Mississippi College | 2/6/84      |
| 4 | LaToya Thomas     | 39          | Tennessee Tech      | 11/16/01    |
|   | Kunshinge Sorrell | 39          | William Carey       | 2/16/87     |

### REBOUNDS

|   | <i>name</i>   | <i>rbs.</i> | <i>opponent</i> | <i>date</i> |
|---|---------------|-------------|-----------------|-------------|
| 1 | Jackie Perry  | 24          | Vanderbilt      | 2/3/88      |
| 2 | Martha Alwal  | 23          | Ole Miss        | 2/23/14     |
| 3 | LaToya Thomas | 22          | Montana         | 12/16/01    |
| 4 | Belinda Woods | 21          | Vanderbilt      | 2/25/81     |
| 5 | Anissa Lewis  | 20          | Tulane          | 1/25/94     |

### ASSISTS

|   | <i>name</i>       | <i>ast.</i> | <i>opponent</i> | <i>date</i> |
|---|-------------------|-------------|-----------------|-------------|
| 1 | Polly Branch      | 17          | Bryan           | 2/1/86      |
| 2 | Alexis Rack       | 12          | Savannah State  | 1/29/09     |
| 3 | Diamber Johnson   | 10          | Ole Miss        | 2/27/11     |
|   | Diamber Johnson   | 10          | Buffalo         | 12/29/10    |
|   | Armelle Lumanu    | 10          | LSU             | 2/8/09      |
|   | Alexis Rack       | 10          | UAB             | 1/2/09      |
|   | Marneshia Richard | 10          | Florida         | 2/10/08     |

### STEALS

|   | <i>name</i>       | <i>stls.</i> | <i>opponent</i>  | <i>date</i> |
|---|-------------------|--------------|------------------|-------------|
| 1 | Kunshinge Sorrell | 9            | William Carey    | 2/26/87     |
| 2 | Kunshinge Sorrell | 8            | UC-Santa Barbara | 11/29/87    |
| 3 | Savannah Carter   | 7            | New Orleans      | 11/17/13    |
|   | Tan White         | 7            | Mississippi      | 1/18/04     |
| 5 | Marneshia Richard | 6            | South Carolina   | 2/21/08     |
|   | Tan White         | 6            | Tennessee        | 1/11/04     |
|   | Tan White         | 6            | Indiana          | 11/28/03    |
|   | Nitra Perry       | 6            | Grambling        | 11/16/98    |

### BLOCKED SHOTS

|   | <i>name</i>    | <i>blk.</i> | <i>opponent</i>    | <i>date</i> |
|---|----------------|-------------|--------------------|-------------|
| 1 | Chanel Mokango | 9           | Ole Miss           | 1/11/09     |
| 2 | Martha Alwal   | 7           | Alabama            | 2/20/14     |
|   | Chanel Mokango | 7           | Tennessee          | 1/15/09     |
| 4 | Chanel Mokango | 6           | Northwestern State | 11/23/08    |
| 5 | Martha Alwal   | 5           | Auburn             | 3/27/14     |
|   | Martha Alwal   | 5           | Tulane             | 3/20/14     |
|   | Martha Alwal   | 5           | Kentucky           | 2/27/14     |
|   | Martha Alwal   | 5           | Auburn             | 1/5/14      |
|   | Martha Alwal   | 5           | Alabama State      | 12/7/13     |
|   | Chanel Mokango | 5           | South Carolina     | 3/5/09      |
|   | Chanel Mokango | 5           | Arkansas           | 1/25/09     |

## SINGLE SEASON

### POINTS

|   | <i>name</i>                 | <i>g</i> | <i>pts.</i> | <i>avg.</i> |
|---|-----------------------------|----------|-------------|-------------|
| 1 | LaToya Thomas (2001-02)     | 31       | 763         | 24.6        |
| 2 | Mary Boatwright (1979-80)   | 30       | 689         | 23.0        |
| 3 | Kunshinge Sorrell (1986-87) | 30       | 630         | 21.0        |
| 4 | Tan White (2003-04)         | 29       | 585         | 20.2        |
| 5 | Martha Alwal (2013-14)      | 36       | 538         | 14.9        |

### REBOUNDS

|   | <i>name</i>                 | <i>g</i> | <i>rb.</i> | <i>avg.</i> |
|---|-----------------------------|----------|------------|-------------|
| 1 | Martha Alwal (2013-14)      | 36       | 317        | 8.8         |
| 2 | LaToya Thomas (2001-02)     | 31       | 308        | 9.9         |
| 3 | Jackie Perry (1987-88)      | 20       | 252        | 12.6        |
| 4 | Ashley Brown (2010-11)      | 30       | 250        | 8.3         |
| 5 | Charetta Robinson (1991-92) | 28       | 243        | 8.7         |

### ASSISTS

|   | <i>name</i>                 | <i>g</i> | <i>ast.</i> | <i>avg.</i> |
|---|-----------------------------|----------|-------------|-------------|
| 1 | Alexis Rack (2008-09)       | 33       | 142         | 4.3         |
| 2 | Marneshia Richard (2007-08) | 30       | 136         | 4.5         |
| 3 | Diamber Johnson (2010-11)   | 30       | 127         | 4.2         |
| 4 | Angela Harris (1998-99)     | 28       | 119         | 4.3         |
|   | Polly Branch (1985-86)      | 28       | 119         | 4.3         |

### STEALS

|   | <i>name</i>                 | <i>g</i> | <i>stl.</i> | <i>avg.</i> |
|---|-----------------------------|----------|-------------|-------------|
| 1 | Kunshinge Sorrell (1987-88) | 30       | 116         | 3.9         |
| 2 | Tan White (2003-04)         | 29       | 91          | 3.1         |
| 3 | Savannah Carter (2013-14)   | 36       | 78          | 2.2         |
| 4 | Armelle Lumanu (2008-09)    | 33       | 70          | 2.1         |
| 5 | Nitra Perry (1998-99)       | 28       | 67          | 2.4         |

### BLOCKED SHOTS

|   | <i>name</i>              | <i>g</i> | <i>blk.</i> | <i>avg.</i> |
|---|--------------------------|----------|-------------|-------------|
| 1 | Martha Alwal (2013-14)   | 36       | 97          | 2.7*        |
|   | Chanel Mokango (2008-09) | 33       | 97          | 2.9         |
| 3 | Catina Bett (2010-11)    | 24       | 38          | 1.6         |
| 4 | Louise Grimes (1980-81)  | 29       | 28          | 1.0         |
| 5 | Robin Porter (2007-08)   | 30       | 27          | 0.9         |
|   | Tan White (2003-04)      | 29       | 27          | 0.9         |

\* - Led the SEC



POLLY BRANCH



KUNSHINGE SORRELL

## SINGLE GAME

| POINTS |                   |             |                 |
|--------|-------------------|-------------|-----------------|
|        | <i>name</i>       | <i>pts.</i> | <i>opponent</i> |
| 1      | Tan White         | 47          | Vanderbilt      |
| 2      | Alexis Rack       | 43          | Maryland        |
| 3      | LaToya Thomas     | 42          | Tulsa           |
| 4      | Tan White         | 38          | Arkansas        |
| 5      | Tiffany Booker    | 35          | Tulane          |
|        | Kunshinge Sorrell | 35          | Tulane          |

## REBOUNDS

|   | <i>name</i>       | <i>rbs.</i> | <i>opponent</i>      | <i>date</i> |
|---|-------------------|-------------|----------------------|-------------|
| 1 | Louise Grimes     | 23          | Louisiana -Lafayette | 12/1/81     |
| 2 | Armelle Lumanu    | 16          | Florida              | 2/7/10      |
|   | LaToya Thomas     | 16          | New Mexico           | 3/24/03     |
| 4 | Armelle Lumanu    | 15          | Florida State        | 3/28/10     |
|   | LaToya Thomas     | 15          | South Carolina       | 3/7/03      |
|   | Sharon Thompson   | 15          | Mississippi          | 1/21/98     |
|   | Charetta Robinson | 15          | LSU                  | 2/27/93     |

## ASSISTS

|   | <i>name</i>   | <i>ast.</i> | <i>opponent</i>     | <i>date</i> |
|---|---------------|-------------|---------------------|-------------|
| 1 | Katia May     | 13          | Tennessee Tech      | 11/21/13    |
| 2 | Cynthia Hall  | 12          | Louisiana-Lafayette | 12/16/00    |
| 3 | Katia May     | 11          | New Orleans         | 11/17/13    |
|   | Katia May     | 11          | Houston             | 11/8/13     |
|   | Angela Harris | 11          | Texas-Pan American  | 12/19/99    |

## STEALS

|   | <i>name</i>       | <i>stls.</i> | <i>opponent</i>    | <i>date</i> |
|---|-------------------|--------------|--------------------|-------------|
| 1 | Kunshinge Sorrell | 9            | Vanderbilt         | 2/3/88      |
|   | Angela Harris     | 9            | Texas-Pan American | 12/19/99    |
| 3 | Kunshinge Sorrell | 8            | William Carey      | 12/14/87    |
| 4 | Kunshinge Sorrell | 7            | UAB                | 1/4/88      |
|   | Kunshinge Sorrell | 7            | Tulane             | 2/26/88     |

## BLOCKED SHOTS

|   | <i>name</i>    | <i>blk.</i> | <i>opponent</i> | <i>date</i> |
|---|----------------|-------------|-----------------|-------------|
| 1 | Chanel Mokango | 6           | Georgia         | 3/5/10      |
|   | Chanel Mokango | 6           | Arkansas        | 1/14/10     |
| 3 | Chanel Mokango | 5           | Georgia         | 1/28/10     |
| 4 | Chanel Mokango | 4           | Florida State   | 3/28/10     |
|   | Chanel Mokango | 4           | Kentucky        | 3/6/10      |

## SINGLE SEASON

| POINTS |                             |          |             |             |
|--------|-----------------------------|----------|-------------|-------------|
|        | <i>name</i>                 | <i>g</i> | <i>pts.</i> | <i>avg.</i> |
| 1      | LaToya Thomas (2002-03)     | 31       | 794         | 25.6*       |
| 2      | Tan White (2004-05)         | 29       | 681         | 23.5*       |
| 3      | Kunshinge Sorrell (1987-88) | 32       | 662         | 20.7        |
| 4      | Daisy Casher (1984-85)      | 27       | 604         | 22.4*       |
| 5      | Alexis Rack (2009-10)       | 33       | 577         | 17.5        |

## REBOUNDS

|   | <i>name</i>                 | <i>g</i> | <i>rb.</i> | <i>avg.</i> |
|---|-----------------------------|----------|------------|-------------|
| 1 | LaToya Thomas (2002-03)     | 31       | 281        | 9.1         |
| 2 | Sharon Thompson (1997-98)   | 29       | 258        | 8.9         |
|   | Charetta Robinson (1992-93) | 27       | 258        | 9.6         |
| 4 | Nitra Perry (1999-00)       | 32       | 255        | 8.0         |
| 5 | Armelle Lumanu (2009-10)    | 34       | 248        | 7.3         |

## ASSISTS

|   | <i>name</i>               | <i>g</i> | <i>ast.</i> | <i>avg.</i> |
|---|---------------------------|----------|-------------|-------------|
| 1 | Angela Harris (1997-00)   | 32       | 179         | 5.6         |
| 2 | Katia May (2013-14)       | 36       | 175         | 4.9         |
| 3 | Mary Boatwright (1980-81) | 29       | 172         | 5.9         |
| 4 | Alexis Rack (2009-10)     | 33       | 154         | 4.7         |
| 5 | Kathy McKissack (1976-77) | 21       | 152         | 7.2         |

## STEALS

|   | <i>name</i>                 | <i>g</i> | <i>stl.</i> | <i>avg.</i> |
|---|-----------------------------|----------|-------------|-------------|
| 1 | Kunshinge Sorrell (1987-88) | 32       | 122         | 3.8*        |
| 2 | Porsha Porter (2011-12)     | 29       | 91          | 3.1*        |
| 3 | Armelle Lumanu              | 34       | 89          | 2.6         |
| 4 | Tan White (2004-05)         | 29       | 86          | 3.0         |
| 5 | LaCharlotte Smith (1995-96) | 27       | 77          | 2.9         |
|   | Mary Boatwright (1980-81)   | 29       | 77          | 2.7         |

## BLOCKED SHOTS

|   | <i>name</i>                 | <i>g</i> | <i>blk.</i> | <i>avg.</i> |
|---|-----------------------------|----------|-------------|-------------|
| 1 | Chanel Mokango              | 34       | 83          | 2.4         |
| 2 | Louise Grimes (1981-82)     | 26       | 34          | 1.3         |
| 3 | Tan White (2004-05)         | 29       | 30          | 1.0         |
| 4 | Kunshinge Sorrell (1987-88) | 32       | 26          | 0.8         |
| 5 | Mamie McKinney              | 27       | 27          | 1.0         |

\* - Led the SEC



MARY BOATWRIGHT



SENECA ANDERSON

## MISSISSIPPI STATE TEAM RECORDS

### GAMES PLAYED

|   |                                       |
|---|---------------------------------------|
| <i>Season</i>                             |                                       |
| Most Games Played .....                   | 36 (2014)                             |
| Most Wins .....                           | 24 (2000, 2003)                       |
| Most Losses .....                         | 22 (2006)                             |
| Best Winning Percentage .....             | 75.0 [24-8] (2000, 2003)              |
| Worst Winning Percentage .....            | 20.0 [6-22] (2006)                    |
| Most SEC Wins .....                       | 10 (2003)                             |
| Most SEC Losses .....                     | 13 (2006)                             |
| Most SEC Road Wins .....                  | 5 (2007,2010)                         |
| Most Regular Season Wins .....            | 22 (2003)                             |
| Most Regular Season Losses .....          | 21 (2006)                             |
| Longest Game .....                        | 2OT vs. SE Louisiana (L, 11/20/80)    |
| .....                                     | vs. Florida (W, 1/3/81)               |
| .....                                     | vs. Alabama (L, 2/18/81)              |
| .....                                     | vs. Southern University (W, 12/15/84) |
| .....                                     | vs. Vanderbilt (L, 2/3/05)            |
| .....                                     | vs. Kentucky (W, 1/21/07)             |
| .....                                     | vs. Southern Miss [WNIT] (3/24/14)    |
| Most Overtime Games (single season) ..... | 5 (2014)                              |
| Most 100-Point Games .....                | 3 (1993, 1994, 1995 & 2000)           |

### WINNING/LOSING STREAKS

|  |  |
|--|--|
| Longest Winning Streak (overall) .....           | 12 games (11/27/04-1/13/05)                          |
| Longest Winning Streak (single season) .....     | 12 games (11/27/04-1/13/05)                          |
| Longest Winning Streak (home) .....              | 11 games (2/21/13-12/30/13)                          |
| Longest Winning Streak (away) .....              | 5 (11/27/02-12/20/02)                                |
| Longest SEC Winning Streak .....                 | 5 (1/13/00-1/27/00 and 2/16/03-3/2/03)               |
| Longest Losing Streak (overall) .....            | 11 games (2/6/94-12/2/95)                            |
| Longest Losing Streak (single season) .....      | 13 games (1/12/06-3/2/06)                            |
| Longest Losing Streak (home) .....               | 7 (1/15/85-12/3/85, 1/12/06-3/2/06 & 1/9/11-2/17/11) |
| Longest Losing Streak (away) .....               | 11 (12/30/88-3/3/89 and 1/5/94-11/26/94)             |
| Longest SEC Losing Streak (regular season) ..... | 36 games (1983-87)                                   |

### SCORING

|                                  |  |
|----------------------------------|--|
| <i>Single Game</i>               |  |
| Most Points .....                | 117 vs. Judson College (2/24/86)                     |
| Most Points in SEC Game .....    | 98 vs. Vanderbilt (2/3/05)                           |
| Most Points in MSU Loss .....    | 96 vs. SE Louisiana (11/20/80)                       |
| Most Points in a Half .....      | 65 vs. VCU (1/2/93)                                  |
| .....                            | vs. TCU (12/31/92)                                   |
| .....                            | vs. UAB (1/4/88)                                     |
| Largest Winning Margin .....     | 82 vs. Judson College [117-35] 2/24/86               |
| Largest SEC Winning Margin ..... | 50 vs. Kentucky [96-46] (2/16/03)                    |
| Fewest Points .....              | 32 vs. Manhattan (12/28/85) and vs. Auburn (1/11/86) |
| Fewest Points in SEC Win .....   | 38 at LSU (1/22/09)                                  |
| Fewest Points in MSU Win .....   | 38 at LSU (1/22/09)                                  |
| Fewest Points in a Half .....    | 9 vs. LSU (2/6/05)                                   |
| Largest Losing Margin .....      | 72 vs. Delta State [47-119] (1976)                   |
| Largest SEC Losing Margin .....  | 65 vs. Tennessee [39-104] (2/9/97)                   |
| Most Combined Points .....       | 204 [98-106] vs. Vanderbilt (2/3/05)                 |
| <i>Season</i>                    |  |
| Most Points .....                | 2,551 in 36 games (2014)                             |
| Fewest Points .....              | 1,453 in 20 games (1975)                             |
| Highest Season Average .....     | 81.1 in 29 games (1981)                              |
| Lowest Season Average .....      | 55.2 in 30 games (2013)                              |

### REBOUNDS

|                              |                                 |
|------------------------------|---------------------------------|
| <i>Single Game</i>           |                                 |
| Most Rebounds .....          | 78 vs. Judson College (2/24/86) |
| Fewest Rebounds .....        | 8 at Arkansas (1/5/97)          |
| <i>Season</i>                |                                 |
| Most Rebounds .....          | 1,410 in 36 games (2014)        |
| Fewest Rebounds .....        | 999 in 29 games (2004)          |
| Highest Season Average ..... | 47.9 for 21 games (1977)        |
| Lowest Season Average .....  | 34.4 for 29 games (2004)        |

### FIELD GOALS MADE

|                               |                                 |
|-------------------------------|---------------------------------|
| <i>Single Game</i>            |                                 |
| Most Field Goals Made .....   | 53 vs. Judson College (2/24/86) |
| Fewest Field Goals Made ..... | 9 at LSU (1/20/08)              |
| <i>Season</i>                 |                                 |
| Most Field Goals Made .....   | 988 in 29 games (1981)          |
| Fewest Field Goals Made ..... | 599 in 30 games (2013)          |

### FIELD GOAL ATTEMPTS

|                                    |                               |
|------------------------------------|-------------------------------|
| <i>Single Game</i>                 |                               |
| Most Field Goals Attempted .....   | 104 vs. Montevallo (11/19/79) |
| Fewest Field Goals Attempted ..... | 39 vs. Arkansas (1/5/06)      |
| .....                              | 39 vs. Kentucky (1/17/13)     |
| <i>Season</i>                      |                               |
| Most Field Goals Attempted .....   | 2,179 in 36 games (2014)      |
| Fewest Field Goals Attempted ..... | 1,551 in 28 games (1986)      |

### FIELD GOAL PERCENTAGE

|                             |                                      |
|-----------------------------|--------------------------------------|
| <i>Single Game</i>          |                                      |
| Highest FG Percentage ..... | 63.8 [30-47] vs. Illinois (3/17/01)  |
| Lowest FG Percentage .....  | 15.3 [9-59] at LSU (1/20/08)         |
| <i>Season</i>               |                                      |
| Highest FG Percentage ..... | 48.1 [988-2,054] for 29 games (1981) |
| Lowest FG Percentage .....  | 36.0 in 30 games (2012)              |

### THREE-POINT FIELD GOALS MADE

|                              |                              |
|------------------------------|------------------------------|
| <i>Single Game</i>           |                              |
| Most 3-Point FG Made .....   | 14 vs. Iowa State (11/23/01) |
| Fewest 3-Point FG Made ..... | 0, many times                |
| <i>Season</i>                |                              |
| Most 3-Point FG Made .....   | 245 (2010)                   |
| Fewest 3-Point FG Made ..... | 31 (1992)                    |

### THREE-POINT FIELD GOAL ATTEMPTS

|                                   |                                |
|-----------------------------------|--------------------------------|
| <i>Single Game</i>                |                                |
| Most 3-Point FG Attempted .....   | 36 vs. Savannah State (2/8/07) |
| <i>Season</i>                     |                                |
| Most 3-Point FG Attempted .....   | 753 in 34 games (2010)         |
| Fewest 3-Point FG Attempted ..... | 104 (1989)                     |

### THREE-POINT FIELD GOAL PERCENTAGE

|                             |  |
|-----------------------------|--|
| <i>Single Game</i>          |  |
| Highest FG Percentage ..... | 75.0 [3-4] vs. Kentucky (1/17/13)                        |
| .....                       | 75.0 [3-4] vs. Southeastern Louisiana (12/20/13)         |
| Lowest FG Percentage .....  | 0.0, many times, last vs. South Florida [WNIT] (3/30/14) |
| <i>Season</i>               |  |
| Highest FG Percentage ..... | 37.2 [182-495] for 31 games (2002)                       |
| Lowest FG Percentage .....  | 26.7 [31-116] for 28 games (1992)                        |

### FREE THROWS MADE

|                               |  |
|-------------------------------|--|
| <i>Single Game</i>            |  |
| Most Free Throws Made .....   | 36 vs. Southeastern Louisiana (12/20/13) |
| Fewest Free Throws Made ..... | 1, 5x, last at South Alabama (11/23/10)  |
| <i>Season</i>                 |  |
| Most Free Throws Made .....   | 705 in 36 games (2014)                   |
| Fewest Free Throws Made ..... | 228 in 30 games (2011)                   |

### FREE THROW ATTEMPTS

|                                    |  |
|------------------------------------|--|
| <i>Single Game</i>                 |  |
| Most Free Throws Attempted .....   | 47 vs. Texas Christian (12/31/92)                    |
| .....                              | Jackson State (2/19/92)                              |
| Fewest Free Throws Attempted ..... | 2 vs. Iowa State (11/23/01) and at Tulane (11/16/10) |
| <i>Season</i>                      |  |
| Most Free Throws Attempted .....   | 997 in 36 games (2014)                               |
| Fewest Free Throws Attempted ..... | 348 in 30 games (2011)                               |

### FREE THROW PERCENTAGE

|                             |   |
|-----------------------------|---|
| <i>Single Game</i>          |   |
| Highest FT Percentage ..... | 1.000 (18-18) vs. UC Santa Barbara (11/21/12) |
| Lowest FT Percentage .....  | 0.0 [0-2] at Iowa (11/23/01)                  |
| <i>Season</i>               |   |
| Highest FT Percentage ..... | 72.8 [426-585] for 31 games (2002)            |
| Lowest FT Percentage .....  | 59.0 [319-541] for 27 games (1991)            |

### ASSISTS

|                      |                          |
|----------------------|--------------------------|
| <i>Single Game</i>   |                          |
| Most Assists .....   | 37 vs. Memphis (12/3/80) |
| Fewest Assists ..... | 1 vs. Auburn (2/11/87)   |
| <i>Season</i>        |                          |
| Most Assists .....   | 550 in 29 games (1981)   |
| Fewest Assists ..... | 261 in 27 games (1985)   |



## STEALS

*Single Game*

|               |                                   |
|---------------|-----------------------------------|
| Most Steals   | 30 vs. New Orleans (11/17/13)     |
| Fewest Steals | 1 vs. UAB (1/8/89)                |
|               | vs. Georgia (1/28/96)             |
|               | vs. Northwestern State (12/19/98) |
|               | vs. Kentucky (2/14/99)            |
|               | vs. Utah (12/11/10)               |
|               | vs. Xavier (11/14/11)             |

*Season*

|               |                        |
|---------------|------------------------|
| Most Steals   | 407 in 29 games (1981) |
| Fewest Steals | 160 in 28 games (1986) |

## BLOCKED SHOTS

*Single Game*

|                      |                                      |
|----------------------|--------------------------------------|
| Most Blocked Shots   | 14 vs. Jacksonville State (11/11/11) |
| Fewest Blocked Shots | 0, many times                        |

*Season*

|                      |                        |
|----------------------|------------------------|
| Most Blocked Shots   | 203 in 33 games (2008) |
| Fewest Blocked Shots | 16 in 28 games (1986)  |

## TURNOVERS

*Single Game*

|                  |                           |
|------------------|---------------------------|
| Most Turnovers   | 50 vs. Mississippi (1979) |
| Fewest Turnovers | 3 vs. Tennessee (2/22/09) |

*Season*

|                  |                        |
|------------------|------------------------|
| Most Turnovers   | 743 in 30 games (1980) |
| Fewest Turnovers | 477 in 29 games (2005) |

## PERSONAL FOULS

|                               |                             |
|-------------------------------|-----------------------------|
| Most Game Fouls               | 35 vs. Vanderbilt (2/25/82) |
| Most Season Fouls             | 764 in 36 games (2014)      |
| Most Game Disqualifications   | 4 vs. Alabama (2/3/82)      |
|                               | 4 vs. Alabama (2/20/14)     |
| Most Season Disqualifications | 28 in 36 games (2014)       |

## OPPONENT TEAM RECORDS

## SCORING

*Single Game*

|                           |                               |
|---------------------------|-------------------------------|
| Most Points               | 119 by Delta State (1976)     |
| Most Points in SEC Game   | 109 by Tennessee (1/9/93)     |
| Most Points in MSU Win    | 91 by Florida (1/3/81)        |
| Fewest Points in MSU Win  | 24 by Montevallo (11/19/79)   |
| Fewest Points in Opp. Win | 50 by Auburn (2/21/10)        |
| Most Points in a Half     | 65 by UAB (1/4/88)            |
| Fewest Points in a Half   | 11 by Alabama State (12/1/98) |

*Season*

|                        |                          |
|------------------------|--------------------------|
| Most Points            | 2,305 in 29 games (1981) |
| Fewest Points          | 1,039 in 28 games (1986) |
| Most 100-Point Games   | 3 (1975 & 1993)          |
| Highest Season Average | 79.6 in 29 games (1981)  |
| Lowest Season Average  | 55.4 in 33 games (2009)  |

## REBOUNDS

*Single Game*

|                 |  |
|-----------------|--|
| Most Rebounds   | 68 by Vanderbilt (1/11/85), by Southern Mississippi (2/7/96) |
| Fewest Rebounds | 20 by Cincinnati (11/22/02)                                  |

*Season*

|                        |                          |
|------------------------|--------------------------|
| Most Rebounds          | 1,328 in 34 games (2010) |
| Fewest Rebounds        | 927 in 26 games (1984)   |
| Highest Season Average | 45.6 in 26 games (1994)  |
| Lowest Season Average  | 33.2 in 32 games (1988)  |

## FIELD GOALS MADE

*Single Game*

|                         |                                  |
|-------------------------|----------------------------------|
| Most Field Goals Made   | 43 by LSU (1/5/85)               |
|                         | Vanderbilt (1/17/93)             |
|                         | Georgia (1/28/96)                |
| Fewest Field Goals Made | 7 by Albany (2/13/00)            |
|                         | by Alabama A&M (11/16/01)        |
|                         | by Central Florida (12/20/02)    |
|                         | by Texas-Pan American (12/29/02) |
|                         | by Nicholls (12/7/08)            |

## FIELD GOAL ATTEMPTS

*Single Game*

|                              |                              |
|------------------------------|------------------------------|
| Most Field Goals Attempted   | 93 by Mississippi (02/18/07) |
| Fewest Field Goals Attempted | 17 by Auburn (3/3/00)        |

## FIELD GOAL PERCENTAGE

*Single Game*

|                       |                                  |
|-----------------------|----------------------------------|
| Highest FG Percentage | 66.7 [40-60], Kentucky (1/30/81) |
| Lowest FG Percentage  | 17.5 [7-40], Nicholls (12/7/08)  |

## THREE-POINT FIELD GOALS

*Single Game*

|                      |                         |
|----------------------|-------------------------|
| Most 3-Point FG Made | 14 by Kentucky (1/8/12) |
|----------------------|-------------------------|

## THREE-POINT FIELD GOAL ATTEMPTS

*Single Game*

|                           |                                  |
|---------------------------|----------------------------------|
| Most 3-Point FG Attempted | 37 by Middle Tennessee (3/21/10) |
|---------------------------|----------------------------------|

## THREE-POINT FIELD GOAL PERCENTAGE

*Single Game*

|                       |                            |
|-----------------------|----------------------------|
| Highest FG Percentage | 80.0 [4-5] by LSU (1/9/91) |
| Lowest FG Percentage  | 0.0, many times            |

## FREE THROWS MADE

*Single Game*

|                         |                                  |
|-------------------------|----------------------------------|
| Most Free Throws Made   | 38 by Union University (12/3/84) |
| Fewest Free Throws Made | 1 by Judson College (2/24/86)    |

## FREE THROW ATTEMPTS

*Single Game*

|                              |                                |
|------------------------------|--------------------------------|
| Most Free Throws Attempted   | 50 by South Carolina (1/16/13) |
| Fewest Free Throws Attempted | 4 by Shorter College (2/15/88) |
|                              | vs. Detroit (12/4/03)          |
|                              | vs. Arkansas (2/1/04)          |

## FREE THROW PERCENTAGE

*Single Game*

|                       |   |
|-----------------------|---|
| Highest FT Percentage | 100.00 [17-17] by Mississippi (1/19/03) |
| Lowest FT Percentage  | 16.7 [1-6] by Judson College (2/24/86)  |

## ASSISTS

*Single Game*

|                |                             |
|----------------|-----------------------------|
| Most Assists   | 37 by Vanderbilt (12/29/95) |
| Fewest Assists | 1 by Georgia Tech (3/15/01) |

## STEALS

*Single Game*

|               |                           |
|---------------|---------------------------|
| Most Steals   | 24 by Tennessee (2/21/87) |
| Fewest Steals | 1 by Mississippi (3/2/00) |
|               | by Xavier (11/14/11)      |

## BLOCKED SHOTS

*Single Game*

|                    |                               |
|--------------------|-------------------------------|
| Most Blocked Shots | 14 by South Carolina (2/6/14) |
|--------------------|-------------------------------|

## TURNOVERS

*Single Game*

|                  |                              |
|------------------|------------------------------|
| Most Turnovers   | 45 by New Orleans (11/17/13) |
| Fewest Turnovers | 6 by DePaul (11/30/85)       |

## BIGGEST WINS

| mar | score  | site | opponent           | date     |
|-----|--------|------|--------------------|----------|
| 82  | 117-35 | H    | Judson College     | 2/24/86  |
| 73  | 111-38 | H    | New Orleans        | 11/17/13 |
| 72  | 97-25  | H    | Nicholls           | 12/7/08  |
| 70  | 106-36 | H    | Mississippi Valley | 12/20/99 |
| 69  | 111-42 | H    | Montevallo         | 11/30/76 |
| 64  | 97-33  | H    | Savannah State     | 1/29/09  |
| 63  | 107-44 | H    | Jacksonville State | 1/31/95  |
| 59  | 104-45 | H    | Mississippi Valley | 1/17/08  |
| 59  | 99-40  | H    | South Alabama      | 12/3/77  |
| 59  | 97-38  | H    | South Alabama      | 11/30/78 |
| 59  | 103-44 | H    | Lynn               | 12/11/94 |

## BIGGEST SEC WINS

| mar | score  | site | opponent | date     |
|-----|--------|------|----------|----------|
| 50  | 96-46  | H    | Kentucky | 2/16/03  |
| 36  | 110-74 | H    | Alabama  | 11/15/77 |
| 33  | 77-44  | H    | Alabama  | 2/4/10   |
| 32  | 86-54  | H    | Georgia  | 1/21/78  |

## BIGGEST LOSSES

| mar | score  | site | opponent    | date    |
|-----|--------|------|-------------|---------|
| 72  | 47-119 | A    | Delta State | 12/2/75 |
| 65  | 39-104 | A    | Tennessee   | 2/9/97  |
| 64  | 44-108 | A    | Vanderbilt  | 1/17/93 |
| 53  | 47-100 | A    | Kentucky    | 1/17/13 |
| 53  | 31-84  | A    | LSU         | 1/20/08 |

## BIGGEST SEC LOSSES

| mar | score  | site | opponent   | date    |
|-----|--------|------|------------|---------|
| 65  | 39-104 | A    | Tennessee  | 2/9/97  |
| 64  | 44-108 | A    | Vanderbilt | 1/17/93 |
| 53  | 47-100 | A    | Kentucky   | 1/17/13 |
| 53  | 31-84  | A    | LSU        | 1/20/08 |
| 51  | 41-92  | A    | Vanderbilt | 1/3/13  |
| 51  | 38-89  | A    | Auburn     | 1/26/91 |

## MSU 100-POINT GAMES

| msu | site | opponent            | score | date     |
|-----|------|---------------------|-------|----------|
| 117 | H    | Judson College      | 35    | 2/24/86  |
| 115 | H    | Belhaven            | 60    | 11/30/93 |
| 111 | H    | New Orleans         | 38    | 11/17/13 |
| 111 | H    | Montevallo          | 42    | 11/30/76 |
| 110 | H    | Alabama             | 74    | 1/15/77  |
| 109 | H    | SE Louisiana        | 57    | 12/20/13 |
| 109 | H    | Jacksonville State  | 62    | 12/15/01 |
| 108 | H    | Alcorn State        | 67    | 12/30/09 |
| 108 | N    | TCU                 | 85    | 12/31/92 |
| 108 | H    | William Carey       | 51    | 1/11/94  |
| 107 | H    | Jacksonville St.    | 44    | 1/31/95  |
| 106 | H    | Arkansas-Pine Bluff | 48    | 11/13/10 |
| 106 | H    | West Alabama        | 83    | 2/3/93   |
| 106 | N    | Mississippi Valley  | 69    | 12/19/92 |
| 106 | H    | Mississippi Valley  | 36    | 12/20/99 |
| 105 | H    | Jackson State       | 79    | 2/7/75   |
| 104 | H    | Mississippi Valley  | 45    | 1/17/08  |
| 104 | H    | North Alabama       | 42    | 2/21/77  |
| 104 | H    | Texas-Pan American  | 48    | 12/19/99 |
| 103 | H    | UT-Chattanooga      | 87    | 12/3/93  |
| 103 | H    | Lynn                | 44    | 12/10/94 |

|     |   |                      |    |          |
|-----|---|----------------------|----|----------|
| 102 | N | Arkansas-Little Rock | 63 | 2/6/85   |
| 101 | H | Louisiana-Lafayette  | 56 | 12/2/99  |
| 101 | H | Louisiana-Lafayette  | 68 | 12/16/00 |
| 100 | A | New Orleans          | 52 | 12/4/01  |
| 100 | H | William Carey        | 76 | 2/7/95   |

## OPPONENT 100-POINT GAMES

| opp | site | opponent             | msu | date     |
|-----|------|----------------------|-----|----------|
| 119 | A    | Delta State          | 47  | 12/2/75  |
| 112 | N    | Grambling            | 91  | 11/25/94 |
| 109 | A    | Tennessee            | 62  | 1/9/93   |
| 108 | A    | Vanderbilt           | 44  | 1/17/93  |
| 108 | A    | Union                | 88  | 12/3/84  |
| 108 | A    | Delta State          | 55  | 1/31/79  |
| 108 | A    | Mississippi College  | 84  | 2/8/75   |
| 107 | A    | Jackson State        | 58  | 2/9/78   |
| 107 | A    | Vanderbilt           | 60  | 1/29/95  |
| 106 | N    | Kentucky             | 82  | 1/30/81  |
| 106 | H    | Vanderbilt           | 98  | 2/3/05   |
| 104 | A    | Tennessee            | 39  | 2/9/97   |
| 103 | A    | Delta State          | 68  | 1/31/75  |
| 102 | H    | Alabama              | 89  | 2/6/93   |
| 102 | H    | LSU                  | 71  | 1/28/85  |
| 102 | A    | Mississippi College  | 64  | 2/27/76  |
| 101 | A    | Georgia              | 64  | 2/17/90  |
| 101 | H    | Volunteer (TN) CC    | 79  | 1/25/75  |
| 100 | A    | Kentucky             | 47  | 1/17/13  |
| 100 | A    | Southern Mississippi | 79  | 2/7/96   |
| 100 | N    | Mississippi          | 64  | 3/4/94   |

## TOP 20 SINGLE GAME SCORING PERFORMANCES

|    | pts. | name               | opponent                | date     |
|----|------|--------------------|-------------------------|----------|
| 1  | 48   | LaToya Thomas      | at Memphis              | 11/21/00 |
| 2  | 47   | Tan White          | vs. Vanderbilt (2OT)    | 2/3/05   |
| 3  | 44   | LaToya Thomas      | vs. Arkansas            | 3/1/01   |
| 4  | 43   | Alexis Rack        | vs. Maryland            | 11/22/09 |
|    | 43   | LaToya Thomas      | vs. Georgia             | 1/13/02  |
| 5  | 42   | LaToya Thomas      | vs. Tulsa               | 11/17/02 |
|    | 42   | Jennifer Fambrough | vs. Northwestern State  | 12/19/98 |
| 7  | 40   | LaToya Thomas      | vs. Florida             | 2/24/02  |
|    | 40   | Daisy Casher       | vs. Union               | 12/3/84  |
|    | 40   | Daisy Casher       | vs. Mississippi College | 2/6/84   |
| 10 | 39   | LaToya Thomas      | vs Tennessee Tech       | 11/16/01 |
|    | 39   | Kunshinge Sorrell  | vs. William Carey       | 2/16/87  |
|    | 39   | Kunshinge Sorrell  | vs. Memphis             | 12/4/86  |
| 13 | 38   | Tan White          | vs. Arkansas            | 3/3/05   |
|    | 38   | Sonya Meadows      | vs. UAB                 | 3/5/81   |
| 15 | 37   | LaToya Thomas      | vs. Mississippi         | 2/23/03  |
| 16 | 36   | LaToya Thomas      | vs. Cincinnati          | 11/22/02 |
| 17 | 35   | LaToya Thomas      | at Arkansas             | 2/20/03  |
|    | 35   | Tiffany Booker     | vs. Southern University | 2/1/94   |
|    | 35   | Tiffany Booker     | vs. Tulane              | 1/25/94  |
|    | 35   | Kunshinge Sorrell  | vs. Tulane              | 1/25/94  |
|    | 35   | Polly Branch       | vs. Bryan               | 2/1/86   |
|    | 35   | Daisy Casher       | vs. Mississippi         | 2/16/85  |
|    | 35   | Mary Boatwright    | vs. Delta State         | 1/16/80  |

## 20+ SINGLE GAME REBOUNDING PERFORMANCES

|    | rbs. | name           | opponent                 | date     |
|----|------|----------------|--------------------------|----------|
| 1  | 26   | Sophie Ratliff | vs. Shorter College      | 1/9/88   |
| 2  | 25   | Ann Lashley    | vs. Judson College       | 2/24/86  |
| 3  | 24   | Jackie Perry   | vs. Vanderbilt           | 2/3/88   |
| 4  | 23   | Martha Alwal   | vs. Ole Miss             | 2/23/14  |
|    |      | Martha Alwal   | vs. Alcorn State         | 11/17/11 |
|    |      | Louise Grimes  | vs. Louisiana-Lafayette  | 12/1/81  |
| 7  | 22   | LaToya Thomas  | vs Montana               | 12/16/01 |
| 8  | 21   | Sandra Butler  | vs. Clemson              | 12/15/83 |
|    | 21   | Belinda Woods  | vs. Vanderbilt           | 2/25/81  |
| 10 | 20   | Anissa Lewis   | vs. Tulane               | 1/25/94  |
|    | 20   | Sandra Butler  | vs. Alcorn State         | 2/28/83  |
|    | 20   | Sandra Butler  | vs. LSU                  | 1/24/83  |
|    | 20   | Belinda Woods  | vs. Auburn               | 1/9/80   |
|    | 20   | Tutti Calhoun  | vs. Southern Mississippi | 2/21/76  |

## SCORING AVERAGE

| year | name               | gp | pts. | avg.  |
|------|--------------------|----|------|-------|
| 1976 | Tutti Calhoun      | 25 | 459  | 18.4  |
| 1977 | Tutti Calhoun      | 21 | 360  | 17.1  |
| 1978 | Lisa Bridgeman     | 31 | 481  | 15.5  |
| 1979 | Melinda Dudley     | 29 | 370  | 12.8  |
| 1980 | Mary Boatwright    | 30 | 689  | 23.0* |
| 1981 | Sonya Meadows      | 28 | 515  | 18.4  |
| 1982 | Louise Grimes      | 26 | 415  | 16.0  |
| 1983 | Polly Branch       | 28 | 396  | 14.1  |
| 1984 | Sandra Butler      | 25 | 420  | 16.8  |
| 1985 | Daisy Casher       | 27 | 604  | 22.4* |
| 1986 | Polly Branch       | 28 | 433  | 15.5  |
| 1987 | Kunshinge Sorrell  | 30 | 630  | 21.0  |
| 1988 | Kunshinge Sorrell  | 32 | 662  | 20.7  |
| 1989 | Sophie Ratliff     | 27 | 339  | 12.6  |
| 1990 | Sophie Ratliff     | 28 | 357  | 12.8  |
| 1991 | Lisa Scott         | 27 | 359  | 13.3  |
| 1992 | Natasha Johnson    | 23 | 334  | 14.5  |
| 1993 | Charetta Robinson  | 27 | 414  | 15.3  |
| 1994 | Tiffany Booker     | 26 | 542  | 20.9  |
| 1995 | LaCharlotte Smith  | 27 | 444  | 16.4  |
| 1996 | LaCharlotte Smith  | 27 | 483  | 17.9  |
| 1997 | Jemmye Ann Helms   | 27 | 397  | 14.7  |
| 1998 | Sharon Thompson    | 29 | 487  | 16.8  |
| 1999 | Jennifer Fambrough | 28 | 490  | 17.5  |
| 2000 | LaToya Thomas      | 32 | 672  | 21.0* |
| 2001 | LaToya Thomas      | 31 | 752  | 24.3* |
| 2002 | LaToya Thomas      | 31 | 763  | 24.6* |
| 2003 | LaToya Thomas      | 31 | 794  | 25.6* |
| 2004 | Tan White          | 29 | 585  | 20.2  |
| 2005 | Tan White          | 29 | 681  | 23.5* |
| 2006 | Robin Porter       | 28 | 297  | 10.6  |
| 2007 | Imesia Jackson     | 32 | 395  | 12.3  |
| 2008 | Alexis Rack        | 31 | 357  | 11.5  |
| 2009 | Alexis Rack        | 33 | 491  | 14.9  |
| 2010 | Alexis Rack        | 33 | 577  | 17.5  |
| 2011 | Diamber Johnson    | 30 | 385  | 12.8  |
| 2012 | Diamber Johnson    | 30 | 440  | 14.7  |
| 2013 | Martha Alwal       | 30 | 364  | 12.1  |
| 2014 | Martha Alwal       | 36 | 538  | 14.9  |

## REBOUNDING AVERAGE

| year | name               | gp | rb. | avg.  |
|------|--------------------|----|-----|-------|
| 1976 | Tutti Calhoun      | 25 | 239 | 9.5   |
| 1977 | Daisy Minor        | 21 | 226 | 10.8  |
| 1978 | Laura Springer     | 31 | 201 | 6.4   |
| 1979 | Vicki McCall       | 29 | 205 | 7.1   |
| 1980 | Mary Boatwright    | 30 | 220 | 7.3   |
| 1981 | Louise Grimes      | 29 | 211 | 7.3   |
| 1982 | Louise Grimes      | 26 | 229 | 8.8   |
| 1983 | Sandra Butler      | 28 | 314 | 11.2  |
| 1984 | Sandra Butler      | 25 | 307 | 12.3* |
| 1985 | Cara Stokes        | 27 | 216 | 8.0   |
| 1986 | Ann Lashley        | 28 | 232 | 8.3   |
| 1987 | Ann Sanders        | 28 | 179 | 6.4   |
| 1988 | Jackie Perry       | 20 | 252 | 12.6  |
| 1989 | Sophie Ratliff     | 27 | 223 | 8.3   |
| 1990 | Sophie Ratliff     | 28 | 232 | 8.3   |
| 1991 | Erica Simmons      | 27 | 151 | 5.6   |
| 1992 | Charetta Robinson  | 28 | 243 | 8.7   |
| 1993 | Charetta Robinson  | 27 | 258 | 9.6   |
| 1994 | Tiffany Booker     | 26 | 243 | 9.4   |
| 1995 | Sharon Thompson    | 27 | 260 | 9.6   |
| 1996 | Sharon Thompson    | 24 | 207 | 8.6   |
| 1997 | Sharon Thompson    | 27 | 211 | 7.8   |
| 1998 | Sharon Thompson    | 29 | 258 | 8.9   |
| 1999 | Jennifer Fambrough | 28 | 204 | 7.3   |
| 2000 | Nitra Perry        | 32 | 255 | 8.0   |
| 2001 | LaToya Thomas      | 31 | 265 | 8.5   |
| 2002 | LaToya Thomas      | 31 | 308 | 9.9   |
| 2003 | LaToya Thomas      | 31 | 281 | 9.1   |
| 2004 | Tan White          | 29 | 182 | 6.3   |
| 2005 | Tan White          | 29 | 222 | 7.7   |
| 2006 | Mamie McKinney     | 27 | 164 | 6.1   |
| 2007 | Bethany Washington | 32 | 226 | 7.1   |
| 2008 | Tysheka Grimes     | 31 | 205 | 6.6   |
| 2009 | Robin Porter       | 33 | 199 | 6.0   |
| 2010 | Armellie Lumanu    | 34 | 248 | 7.3   |
| 2011 | Ashley Brown       | 30 | 250 | 8.3   |
| 2012 | Martha Alwal       | 30 | 215 | 7.2   |
| 2013 | Martha Alwal       | 30 | 292 | 9.7*  |
| 2014 | Martha Alwal       | 36 | 317 | 8.8   |

## TOTAL MINUTES PLAYED

| year | name          | gp | min. | avg. |
|------|---------------|----|------|------|
| 1982 | Louise Grimes | 26 | 796  | 30.6 |
| 1983 | Polly Branch  | 28 | 961  | 34.3 |
| 1984 | Sandra Butler | 25 | 857  | 34.3 |

|      |                     |    |       |       |
|------|---------------------|----|-------|-------|
| 1985 | Daisy Casher        | 27 | 972   | 36.0  |
| 1986 | Polly Branch        | 28 | 1,005 | 35.9  |
| 1987 | Kunshinge Sorrell   | 30 | 1,017 | 33.9  |
| 1988 | Kunshinge Sorrell   | 32 | 1,117 | 34.9  |
| 1989 | Tina Harris         | 28 | 933   | 33.3  |
| 1990 | Shirley Walker      | 28 | 824   | 29.4  |
| 1991 | Lisa Scott          | 27 | 932   | 34.5  |
| 1992 | Lisa Scott          | 28 | 950   | 33.9  |
| 1993 | LaCharlotte Smith   | 27 | 781   | 28.9  |
| 1994 | Shelli Novotny      | 25 | 742   | 29.7  |
| 1995 | LaCharlotte Smith   | 27 | 825   | 30.6  |
| 1996 | LaCharlotte Smith   | 27 | 844   | 35.0  |
| 1997 | Angela Harris       | 27 | 762   | 28.2  |
| 1998 | Sharon Thompson     | 29 | 924   | 31.9  |
| 1999 | Nitra Perry         | 28 | 955   | 34.1  |
| 2000 | Nitra Perry         | 32 | 1,096 | 34.3  |
| 2001 | Cynthia Hall        | 31 | 1,051 | 33.9  |
| 2002 | Tan White           | 31 | 1,090 | 35.2  |
| 2003 | LaToya Thomas       | 31 | 1,066 | 34.4  |
|      | Tan White           | 32 | 1,066 | 33.3  |
| 2004 | Tania Burns         | 29 | 981   | 33.8  |
| 2005 | Tan White           | 29 | 1036  | 35.7  |
| 2006 | Robin Porter        | 28 | 841   | 39.03 |
| 2007 | Marneshia Richard   | 32 | 1080  | 33.8  |
| 2008 | Marneshia Richard   | 30 | 1015  | 33.8  |
| 2009 | Alexis Rack         | 33 | 1017  | 30.8  |
| 2010 | Alexis Rack         | 33 | 1106  | 33.5  |
| 2011 | Mary Kathryn Govero | 30 | 1,078 | 35.9  |
| 2012 | Diamber Johnson     | 30 | 1,007 | 33.6  |
| 2013 | Kendra Grant        | 30 | 1,020 | 34.0  |
| 2014 | Martha Alwal        | 36 | 1,197 | 33.2  |

## FIELD GOAL PERCENTAGE (MINIMUM 115 ATTEMPTS)

| year | name                | fgm | fga | avg. |
|------|---------------------|-----|-----|------|
| 1976 | Tutti Calhoun       | 194 | 375 | 51.7 |
| 1977 | Tutti Calhoun       | 156 | 318 | 49.1 |
| 1978 | Mary Lee Faulkner   | 119 | 249 | 47.7 |
| 1979 | Laura Springer      | 138 | 278 | 49.6 |
| 1980 | Laura Springer      | 125 | 257 | 48.9 |
| 1981 | Louise Grimes       | 193 | 365 | 52.9 |
| 1982 | Louise Grimes       | 175 | 344 | 50.9 |
| 1983 | Sandra Butler       | 168 | 308 | 54.5 |
| 1984 | Sandra Butler       | 130 | 262 | 49.6 |
| 1985 | Cara Stokes         | 78  | 177 | 44.1 |
| 1986 | Ann Lashley         | 162 | 284 | 56.0 |
| 1987 | Ann Lashley         | 84  | 156 | 53.1 |
| 1988 | Ann Lashley         | 136 | 240 | 56.7 |
| 1989 | Sophie Ratliff      | 128 | 222 | 57.7 |
| 1990 | Sophie Ratliff      | 130 | 249 | 52.2 |
| 1991 | Erica Simmons       | 53  | 108 | 49.1 |
| 1992 | Erica Simmons       | 82  | 148 | 55.4 |
| 1993 | Erica Simmons       | 70  | 115 | 60.9 |
| 1994 | Arlisa Hinton       | 62  | 126 | 49.2 |
| 1995 | Sabrina Scott       | 73  | 142 | 51.4 |
| 1996 | Sharon Thompson     | 132 | 273 | 48.4 |
| 1997 | Jemmye Ann Helms    | 136 | 318 | 42.8 |
| 1998 | Nitra Perry         | 102 | 225 | 45.3 |
| 1999 | Jennifer Fambrough  | 171 | 302 | 56.6 |
| 2000 | LaToya Thomas       | 260 | 456 | 57.0 |
| 2001 | LaToya Thomas       | 276 | 504 | 54.8 |
| 2002 | LaToya Thomas       | 286 | 502 | 57.0 |
| 2003 | LaToya Thomas       | 297 | 562 | 52.8 |
| 2004 | Seneca Anderson     | 86  | 181 | 47.5 |
| 2005 | Mamie McKinney      | 79  | 181 | 43.6 |
| 2006 | Mamie McKinney      | 87  | 207 | 42.0 |
| 2007 | Imesia Jackson      | 143 | 279 | 51.3 |
| 2008 | Imesia Jackson      | 79  | 174 | 45.4 |
| 2009 | Robin Porter        | 111 | 243 | 45.7 |
| 2010 | Chanel Mokango      | 162 | 343 | 47.2 |
| 2011 | Mary Kathryn Govero | 146 | 368 | 39.7 |
| 2012 | Catina Bett         | 66  | 145 | 45.5 |
| 2013 | Carnecia Williams   | 102 | 195 | 52.3 |
| 2014 | Martha Alwal        | 195 | 396 | 49.2 |

## THREE-POINT FIELD GOAL PCT. (MINIMUM 40 ATTEMPTS)

| year | name              | 3fgm | 3fga | avg. |
|------|-------------------|------|------|------|
| 1988 | Kunshinge Sorrell | 48   | 142  | 33.8 |
| 1989 | Ann Sanders       | 24   | 70   | 34.3 |
| 1990 | Bobbie Braddock   | 17   | 41   | 41.5 |
| 1991 | Bobbie Braddock   | 42   | 115  | 36.5 |
| 1992 | Tammy Newlon      | 21   | 61   | 34.4 |
| 1993 | Carla Northcutt   | 18   | 56   | 32.1 |
| 1994 | Tiffany Booker    | 51   | 145  | 35.2 |
| 1995 | Stacie Farris     | 23   | 53   | 43.4 |
| 1996 | Evette Porter     | 17   | 50   | 34.0 |
| 1997 | Jemmye Ann Helms  | 32   | 89   | 36.0 |
| 1998 | Angela Harris     | 18   | 45   | 40.0 |
| 1999 | LaToya Graham     | 32   | 88   | 36.4 |
| 2000 | Angela Harris     | 32   | 64   | 50.0 |



|      |                     |    |     |      |
|------|---------------------|----|-----|------|
| 2001 | Meadow Overstreet   | 59 | 145 | 40.7 |
| 2002 | Jessica Carter      | 35 | 77  | 45.5 |
| 2003 | LaToya Thomas       | 18 | 42  | 42.9 |
| 2004 | Jessica Carter      | 29 | 70  | 41.4 |
| 2005 | Rebecca Kates       | 42 | 107 | 39.3 |
| 2006 | Robin Porter        | 19 | 67  | 28.4 |
| 2007 | Marneshia Richard   | 24 | 58  | 41.4 |
| 2008 | Alexis Rack         | 82 | 259 | 31.7 |
| 2009 | Mary Kathryn Govero | 31 | 82  | 37.8 |
| 2010 | Mary Kathryn Govero | 74 | 196 | 37.8 |
| 2011 | Danielle Rector     | 24 | 59  | 40.7 |
| 2012 | Kendra Grant        | 41 | 143 | 28.7 |
| 2013 | Kendra Grant        | 20 | 57  | 35.1 |
| 2014 | Savannah Carter     | 17 | 44  | 38.6 |

|      |                |    |    |      |
|------|----------------|----|----|------|
| 2008 | Robin Porter   | 31 | 27 | 1.0  |
| 2009 | Chanel Mokango | 33 | 97 | 2.9  |
| 2010 | Chanel Mokango | 34 | 83 | 2.4  |
| 2011 | Catina Bett    | 24 | 38 | 1.6  |
| 2012 | Martha Alwal   | 30 | 82 | 2.7  |
| 2013 | Martha Alwal   | 30 | 78 | 2.6* |
| 2014 | Martha Alwal   | 36 | 97 | 2.7* |

### FREE THROW PERCENTAGE (MINIMUM 60 ATTEMPTS)

| year | name               | ftm | fta | pct. |
|------|--------------------|-----|-----|------|
| 1976 | Tutti Calhoun      | 71  | 92  | 77.2 |
| 1977 | Tutti Calhoun      | 48  | 62  | 77.4 |
| 1978 | Lisa Bridgman      | 69  | 88  | 78.4 |
| 1979 | Laura Springer     | 65  | 88  | 73.9 |
| 1980 | Mary Boatwright    | 63  | 82  | 78.0 |
| 1981 | Mary Boatwright    | 64  | 89  | 71.9 |
| 1982 | Pam Jones          | 52  | 70  | 74.3 |
| 1983 | Polly Branch       | 74  | 91  | 81.3 |
| 1984 | Polly Branch       | 50  | 79  | 63.3 |
| 1985 | Daisy Casher       | 100 | 142 | 70.4 |
| 1986 | Christine Castle   | 58  | 87  | 66.7 |
| 1987 | Polly Branch       | 33  | 42  | 78.6 |
| 1988 | Ann Sanders        | 53  | 65  | 81.5 |
| 1989 | Ann Sanders        | 37  | 50  | 74.0 |
| 1990 | Sheryl Robinson    | 53  | 74  | 71.6 |
| 1991 | Tammy Newlon       | 58  | 81  | 71.6 |
| 1992 | Natasha Johnson    | 83  | 112 | 74.1 |
| 1993 | Natasha Johnson    | 101 | 138 | 73.2 |
| 1994 | Tammy Newlon       | 33  | 45  | 73.3 |
| 1995 | Chastity Friday    | 43  | 57  | 75.4 |
| 1996 | Jemmye Ann Helms   | 61  | 76  | 80.3 |
| 1997 | Jemmye Ann Helms   | 93  | 122 | 76.2 |
| 1998 | Angela Harris      | 47  | 67  | 70.1 |
| 1999 | Jennifer Fambrough | 141 | 173 | 81.5 |
| 2000 | LaToya Thomas      | 142 | 181 | 78.5 |
| 2001 | Jennifer Fambrough | 102 | 137 | 74.5 |
| 2002 | Jennifer Fambrough | 66  | 84  | 78.6 |
| 2003 | LaToya Thomas      | 182 | 223 | 81.6 |
| 2004 | Tan White          | 129 | 158 | 81.6 |
| 2005 | Tan White          | 138 | 184 | 75.0 |
| 2006 | Robin Porter       | 52  | 66  | 78.8 |
| 2007 | Alexis Rack        | 57  | 79  | 72.2 |
| 2008 | Marneshia Richard  | 55  | 71  | 77.5 |
| 2009 | Alexis Rack        | 95  | 114 | 83.3 |
| 2010 | Alexis Rack        | 93  | 117 | 79.5 |
| 2011 | Diamber Johnson    | 56  | 77  | 72.7 |
| 2012 | Diamber Johnson    | 83  | 111 | 74.8 |
| 2013 | Martha Alwal       | 97  | 123 | 78.9 |
| 2014 | Kendra Grant       | 97  | 122 | 79.5 |

### BLOCKED SHOTS

| year | name              | gp | blk. | avg. |
|------|-------------------|----|------|------|
| 1980 | Mary Boatwright   | 30 | 25   | 0.8  |
| 1981 | Louise Grimes     | 29 | 28   | 1.0  |
| 1982 | Louise Grimes     | 26 | 34   | 1.3  |
| 1983 | Polly Branch      | 28 | 28   | 1.0  |
| 1984 | Sandra Butler     | 25 | 30   | 1.2  |
| 1985 | Cara Stokes       | 27 | 45   | 1.7  |
| 1986 | Polly Branch      | 28 | 4    | 0.1  |
|      | Ann Lashley       | 28 | 4    | 0.1  |
| 1987 | Kunshinge Sorrell | 30 | 23   | 0.8  |
| 1988 | Kunshinge Sorrell | 32 | 26   | 0.8  |
| 1989 | Ann Sanders       | 28 | 9    | 0.3  |
| 1990 | Sophie Ratliff    | 28 | 11   | 0.4  |
| 1991 | Erica Simmons     | 27 | 12   | 0.4  |
| 1992 | Natasha Johnson   | 23 | 6    | 0.3  |
| 1993 | Tiffany Booker    | 22 | 12   | 0.5  |
| 1994 | Tiffany Booker    | 26 | 18   | 0.7  |
| 1995 | Sharon Thompson   | 27 | 22   | 0.8  |
| 1996 | Sabrina Scott     | 24 | 27   | 1.1  |
| 1997 | Sharon Thompson   | 27 | 25   | 0.9  |
| 1998 | Sharon Thompson   | 29 | 22   | 0.8  |
| 1999 | Nitra Perry       | 28 | 13   | 0.5  |
| 2000 | LaToya Thomas     | 32 | 32   | 1.0  |
| 2001 | LaToya Thomas     | 31 | 35   | 1.1  |
| 2002 | Tan White         | 31 | 28   | 0.9  |
| 2003 | Tan White         | 32 | 33   | 1.0  |
| 2004 | Tan White         | 29 | 27   | 0.9  |
| 2005 | Tan White         | 29 | 30   | 1.0  |
| 2006 | Mamie McKinney    | 27 | 27   | 1.0  |
|      | Natasha Henderson | 27 | 27   | 1.0  |
| 2007 | Tysheka Grimes    | 30 | 28   | 0.9  |

### ASSISTS

| year | name              | gp | ast. | avg. |
|------|-------------------|----|------|------|
| 1976 | Tutti Calhoun     | 25 | 103  | 4.1  |
| 1977 | Kathy McKissack   | 21 | 152  | 7.2  |
| 1978 | Julan Harris      | 31 | 104  | 3.4  |
| 1979 | Julan Harris      | 29 | 85   | 2.9  |
| 1980 | Mary Boatwright   | 30 | 107  | 3.6  |
| 1981 | Mary Boatwright   | 29 | 172  | 5.9  |
| 1982 | Tonnette Allen    | 26 | 75   | 2.9  |
| 1983 | Tonnette Allen    | 28 | 110  | 3.9  |
| 1984 | Polly Branch      | 25 | 82   | 3.3  |
| 1985 | Fonda Phillips    | 27 | 86   | 3.2  |
| 1986 | Polly Branch      | 28 | 119  | 4.3  |
| 1987 | Kunshinge Sorrell | 30 | 107  | 3.6  |
| 1988 | Kunshinge Sorrell | 32 | 145  | 4.5  |
| 1989 | Tina Harris       | 28 | 113  | 4.0  |
| 1990 | Lisa Scott        | 28 | 62   | 2.2  |
| 1991 | Lisa Scott        | 27 | 76   | 2.8  |
| 1992 | Lisa Scott        | 28 | 99   | 3.5  |
| 1993 | LaCharlotte Smith | 27 | 111  | 4.1  |
| 1994 | Shelli Novotny    | 25 | 91   | 3.6  |
| 1995 | LaCharlotte Smith | 27 | 100  | 3.7  |
| 1996 | LaCharlotte Smith | 27 | 138  | 5.1  |
| 1997 | Angela Harris     | 27 | 84   | 3.1  |
| 1998 | Angela Harris     | 23 | 81   | 3.5  |
| 1999 | Angela Harris     | 28 | 119  | 4.3  |
| 2000 | Angela Harris     | 32 | 179  | 5.6  |
| 2001 | Cynthia Hall      | 31 | 105  | 3.4  |
| 2002 | Tan White         | 31 | 134  | 4.3  |
| 2003 | Tan White         | 32 | 124  | 3.9  |
| 2004 | Tan White         | 29 | 99   | 3.4  |
| 2005 | Doceide Warren    | 29 | 100  | 3.4  |
|      | Tan White         | 29 | 100  | 3.4  |
| 2006 | Marneshia Richard | 28 | 68   | 2.4  |
| 2007 | Marneshia Richard | 32 | 125  | 3.9  |
| 2008 | Marneshia Richard | 30 | 138  | 4.6  |
| 2009 | Alexis Rack       | 33 | 142  | 4.3  |
| 2010 | Alexis Rack       | 33 | 154  | 4.7  |
| 2011 | Diamber Johnson   | 30 | 127  | 4.2  |
| 2012 | Diamber Johnson   | 30 | 109  | 3.6  |
| 2013 | Katia May         | 30 | 95   | 3.2  |
| 2014 | Katia May         | 36 | 175  | 4.9  |

### STEALS

| year | name              | gp | stl. | avg. |
|------|-------------------|----|------|------|
| 1980 | Laura Springer    | 30 | 60   | 2.0  |
| 1981 | Sonya Meadows     | 28 | 122  | 4.4* |
| 1982 | Michelle Battle   | 26 | 64   | 2.5  |
| 1983 | Sandra Butler     | 28 | 54   | 1.9  |
| 1984 | Sandra Butler     | 25 | 57   | 2.3  |
| 1985 | Fonda Phillips    | 27 | 63   | 2.3  |
| 1986 | Polly Branch      | 28 | 44   | 1.6  |
| 1987 | Kunshinge Sorrell | 30 | 116  | 3.9* |
| 1988 | Kunshinge Sorrell | 32 | 122  | 3.8* |
| 1989 | Lisa Scott        | 28 | 50   | 1.8  |
| 1990 | Lisa Scott        | 28 | 47   | 1.7  |
| 1991 | Lisa Scott        | 27 | 48   | 1.8  |
| 1992 | Lisa Scott        | 28 | 60   | 2.1  |
| 1993 | LaCharlotte Smith | 27 | 52   | 1.9  |
| 1994 | Tiffany Booker    | 26 | 61   | 2.4  |
| 1995 | LaCharlotte Smith | 27 | 53   | 2.0  |
| 1996 | LaCharlotte Smith | 27 | 77   | 2.9  |
| 1997 | Jemmye Ann Helms  | 27 | 48   | 1.8  |
| 1998 | Nitra Perry       | 29 | 44   | 1.5  |
| 1999 | Nitra Perry       | 28 | 67   | 2.4  |
| 2000 | Angela Harris     | 32 | 72   | 2.3  |
| 2001 | Cynthia Hall      | 31 | 43   | 1.4  |
| 2002 | Tan White         | 31 | 91   | 2.9  |
| 2003 | Tan White         | 32 | 104  | 3.3  |
| 2004 | Tan White         | 29 | 91   | 3.1* |
| 2005 | Tan White         | 29 | 86   | 3.0  |
| 2006 | Blessing Checkwa  | 23 | 42   | 1.8  |
| 2007 | Marneshia Richard | 32 | 72   | 2.3  |
| 2008 | Marneshia Richard | 30 | 62   | 2.1  |
| 2009 | Armelle Lumanu    | 33 | 70   | 2.1  |
| 2010 | Armelle Lumanu    | 34 | 89   | 2.6  |
| 2011 | Porsha Porter     | 30 | 56   | 1.9  |
| 2012 | Porsha Porter     | 29 | 91   | 3.1  |
| 2013 | Darriel Gaynor    | 29 | 45   | 1.6  |
| 2014 | Savannah Carter   | 36 | 78   | 2.2  |

\* Led the Southeastern Conference

## YEAR-BY-YEAR AT THE HUMP

| year    | g  | rec. | pct. | sec | non  |
|---------|----|------|------|-----|------|
| 1975-76 | 6  | 2-4  | .333 | --- | ---  |
| 1976-77 | 10 | 4-6  | .400 | --- | ---  |
| 1977-78 | 14 | 9-5  | .391 | --- | ---  |
| 1978-79 | 12 | 9-3  | .750 | --- | ---  |
| 1979-80 | 12 | 8-5  | .615 | --- | ---  |
| 1980-81 | 13 | 11-2 | .846 | --- | ---  |
| 1981-82 | 14 | 8-6  | .571 | --- | ---  |
| 1982-83 | 15 | 10-5 | .667 | 0-4 | 10-1 |
| 1983-84 | 15 | 8-7  | .533 | 0-5 | 8-2  |
| 1984-85 | 12 | 5-7  | .417 | 0-4 | 5-3  |
| 1985-86 | 13 | 6-7  | .462 | 0-4 | 6-3  |
| 1986-87 | 12 | 7-5  | .583 | 2-3 | 5-2  |
| 1987-88 | 13 | 8-5  | .615 | 0-5 | 8-0  |
| 1988-89 | 11 | 8-3  | .727 | 3-2 | 5-1  |
| 1989-90 | 13 | 5-8  | .385 | 0-5 | 5-3  |
| 1990-91 | 13 | 5-8  | .385 | 0-4 | 5-4  |
| 1991-92 | 13 | 10-3 | .769 | 3-3 | 7-0  |
| 1992-93 | 11 | 8-3  | .727 | 3-2 | 5-1  |
| 1993-94 | 14 | 7-7  | .500 | 1-5 | 6-2  |
| 1994-95 | 10 | 6-4  | .600 | 1-4 | 5-0  |
| 1995-96 | 12 | 9-3  | .750 | 4-2 | 5-1  |
| 1996-97 | 12 | 6-6  | .500 | 0-6 | 6-0  |
| 1997-98 | 13 | 9-4  | .692 | 3-3 | 6-1  |
| 1998-99 | 13 | 11-2 | .846 | 6-2 | 5-0  |
| 1999-00 | 15 | 13-2 | .867 | 5-2 | 8-0  |
| 2000-01 | 15 | 9-6  | .600 | 2-5 | 7-1  |
| 2001-02 | 13 | 11-2 | .846 | 5-2 | 6-0  |
| 2002-03 | 13 | 12-1 | .923 | 6-1 | 6-0  |
| 2003-04 | 11 | 8-3  | .727 | 5-1 | 3-2  |
| 2004-05 | 17 | 13-4 | .765 | 4-3 | 9-1  |
| 2005-06 | 14 | 4-10 | .286 | 0-7 | 4-3  |
| 2006-07 | 17 | 9-8  | .529 | 2-5 | 7-3  |
| 2007-08 | 16 | 11-5 | .688 | 3-4 | 8-1  |
| 2008-09 | 16 | 12-4 | .750 | 4-3 | 8-1  |
| 2009-10 | 16 | 12-4 | .750 | 4-4 | 8-0  |
| 2010-11 | 14 | 6-8  | .429 | 1-7 | 5-1  |
| 2011-12 | 16 | 10-6 | .625 | 2-6 | 8-0  |
| 2012-13 | 17 | 12-5 | .705 | 4-4 | 8-1  |
| 2013-14 | 21 | 16-5 | .761 | 4-4 | 12-1 |

ALL-TIME RECORD (39 YEARS): 337-191 (.638)



## TOP 10 WOMEN'S CROWDS

|    | Att.  | date    | opp.         | score      |
|----|-------|---------|--------------|------------|
| 1  | 6,055 | 2/9/03  | LSU          | L, 72-77   |
| 2  | 5,863 | 2/17/00 | Tennessee    | L, 75-79   |
| 3  | 5,787 | 1/10/10 | Tennessee    | L, 48-75   |
| 4  | 5,157 | 2/14/02 | Tennessee    | L, 78-80   |
| 5  | 5,112 | 1/9/96  | Arkansas St. | W, 76-56   |
| 6  | 4,629 | 1/15/09 | Tennessee    | L, 56-63   |
| 7  | 3,173 | 1/11/09 | Ole Miss     | W, 69-64   |
| 8  | 3,169 | 1/16/14 | Tennessee    | L, 63-67   |
| 9  | 3,155 | 2/23/14 | Ole Miss     | Wot, 72-70 |
| 10 | 3,087 | 2/27/03 | Georgia      | W, 76-71   |

## ATTENDANCE LAST 13 YEARS

|         |        |
|---------|--------|
| 2013-14 | 48,733 |
| 2012-13 | 22,384 |
| 2011-12 | 23,073 |
| 2010-11 | 15,645 |
| 2009-10 | 26,206 |
| 2008-09 | 20,590 |
| 2007-08 | 16,065 |
| 2006-07 | 12,364 |
| 2005-06 | 9,058  |
| 2004-05 | 18,392 |
| 2003-04 | 12,988 |
| 2002-03 | 26,290 |
| 2001-02 | 22,482 |

| MSU  | Points        | OPPONENT   | MSU                                  | Points        | OPPONENT                         |
|--|---------------|--|--------------------------------------|---------------|----------------------------------|
| 47 by Tan White vs. Vanderbilt (2OT) 2/3/05                |               | 41 by Charlette Anderson Vanderbilt (2/8/01)         | 117 vs. Judson (2/24/86)             |               | 106 by Vanderbilt (2OT) (2/3/05) |
| 26 by Sophie Ratliff vs. Shorter (2/15/88)                 | Rebounds      | 20, 2x last by DeNesha Stallworth Kentucky (2/27/14) | 78 vs. Judson (2/24/86)              | Rebounds      | 62 by Ole Miss (2/12/12)         |
| 20 by LaToya Thomas vs. Tulsa (11/17/02)                   | FG Made       | 15 by LaTonya Johnson Memphis (12/20/95)             | 53 vs. Judson (2/24/86)              | FG Made       | 42 by Vanderbilt (2OT) (2/3/05)  |
| 33 by Polly Branch vs. Judson (2/24/86)                    | FG Attempted  | 26, 2x last by Armintie Price Ole Miss (2/18/07)     | 104 vs. Montevallo (11/19/78)        | FG Attempted  | 93 by South Carolina (2/18/07)   |
| 8 by Meadow Overstreet vs. Mississippi Valley (12/20/99)   | 3FG Made      | 7 by Bianca Thomas Ole Miss (1/11/09)                | 13 vs. SE Louisiana (12/16/04)       | 3FG Made      | 13 by Tennessee Tech (11/18/01)  |
| 15, 3x, last by Alexis Rack vs. Arkansas (1/25/09)         | 3FG Attempted | 14 by Brandi McCain Florida (2/24/02)                | 34 vs. Memphis (12/14/08)            | 3FG Attempted | 29 by Belmont (11/20/06)         |
| 18 by Jennifer Fambrough vs. Northwestern St. (12/19/88)   | FT Made       | 14 by Stephanie Minor Murray State (11/27/96)        | 36 vs. SE Louisiana (12/20/13)       | FT Made       | 32 by South Carolina (1/6/13)    |
| 20 by Jennifer Fambrough vs. Northwestern State (12/19/88) | FT Attempted  | 19 by Ezinne Kalu Savannah State (11/26/13)          | 47 vs. Alabama State (12/1/98)       | FT Attempted  | 50 by South Carolina (1/6/13)    |
| 13 by Katia May vs. Tennessee Tech (11/21/13)              | Assists       | 13 by Niesa Johnson Alabama (2/6/93)                 | 30 vs. Mississippi Valley (12/20/99) | Assists       | 28 by Vanderbilt (1/18/92)       |
| 12 by Sonya Meadows vs. UT Martin (1/10/81)                | Steals        | 8 by Kitty Allen Memphis (3/1/94)                    | 32 vs. Nicholls (12/7/08)            | Steals        | 22 by Arkansas State (2/10/93)   |
| 10, by Martha Alwal vs. Jacksonville State (11/11/11)      | Blocked Shots | 8 by Tiyonda Davis Savannah State (11/26/13)         | 14 vs. Jacksonville State (11/11/11) | Blocked Shots | 14 by South Carolina (2/6/14)    |

## MSU VERSUS ALL OPPONENTS IN HUMPHREY COLISEUM

|                           |       |                                       |       |
|---------------------------|-------|---------------------------------------|-------|
| Alabama .....             | 7-17  | Mississippi University for Women..... | 1-1   |
| Alabama A&M.....          | 4-0   | Mississippi Valley State .....        | 12-0  |
| UAB .....                 | 8-3   | Missouri .....                        | 1-0   |
| Alabama State.....        | 3-0   | Missouri-Kansas City.....             | 1-0   |
| Albany.....               | 1-0   | Montana.....                          | 1-0   |
| Alcorn State .....        | 5-1   | Montevallo .....                      | 2-0   |
| Arkansas.....             | 8-6   | Morehead State.....                   | 2-0   |
| Arkansas-Little Rock..... | 5-0   | Morris Brown .....                    | 1-0   |
| Arkansas Pine Bluff ..... | 5-0   | Murray State .....                    | 2-0   |
| Arkansas State .....      | 2-2   | New Orleans.....                      | 5-0   |
| Auburn .....              | 11-14 | Nicholls State.....                   | 1-0   |
| Austin Peay .....         | 1-0   | North Alabama.....                    | 2-0   |
| Baylor .....              | 1-1   | North Texas .....                     | 1-0   |
| Belhaven.....             | 6-1   | Northwestern State.....               | 3-0   |
| Belmont .....             | 1-1   | Ohio.....                             | 1-0   |
| Birmingham-Southern.....  | 2-0   | Oral Roberts .....                    | 2-0   |
| Bryan College.....        | 1-0   | Purdue.....                           | 0-1   |
| UC-Santa Barbara.....     | 1-0   | Rice .....                            | 1-0   |
| Centenary.....            | 1-0   | Samford .....                         | 1-0   |
| Christian Brothers.....   | 1-0   | San Jose State .....                  | 1-0   |
| Cincinnati.....           | 1-0   | Savannah State.....                   | 4-0   |
| Clemson .....             | 0-1   | Shorter College.....                  | 1-0   |
| Delta State.....          | 0-4   | South Alabama .....                   | 6-1   |
| Detroit.....              | 1-0   | South Carolina.....                   | 9-5   |
| East Tennessee .....      | 1-1   | South Florida .....                   | 0-1   |
| Florida.....              | 11-8  | USC Upstate.....                      | 1-0   |
| Florida Atlantic.....     | 1-0   | SE Missouri State.....                | 1-0   |
| Florida A&M .....         | 1-0   | Southeastern Louisiana.....           | 7-1   |
| Florida State .....       | 1-0   | Southern.....                         | 6-0   |
| Georgia.....              | 9-10  | Southern Mississippi.....             | 12-9  |
| Georgia Southern .....    | 2-0   | Tennessee .....                       | 0-17  |
| Georgia State .....       | 2-0   | Tennessee-Chattanooga .....           | 2-1   |
| Georgia Tech .....        | 2-1   | Tennessee-Martin.....                 | 3-0   |
| Grambling.....            | 3-0   | Tennessee Tech.....                   | 2-0   |
| Hampton .....             | 0-1   | Texas A&M.....                        | 0-1   |
| Houston .....             | 1-0   | Texas-Pan American.....               | 1-0   |
| Howard .....              | 1-0   | Troy .....                            | 11-0  |
| Illinois.....             | 0-1   | Tulane.....                           | 4-2   |
| Illinois-Chicago .....    | 1-0   | Tulsa.....                            | 1-0   |
| Jackson State .....       | 8-3   | Tuskegee.....                         | 3-0   |
| Jacksonville State.....   | 4-0   | Union University .....                | 1-0   |
| James Madison .....       | 0-1   | Utah.....                             | 1-0   |
| Judson College.....       | 2-0   | Utah Valley .....                     | 1-0   |
| Kansas State .....        | 1-0   | Vanderbilt.....                       | 11-12 |
| Kentucky.....             | 8-9   | Virginia Tech .....                   | 0-1   |
| Lamar .....               | 1-0   | West Alabama .....                    | 4-1   |
| Louisiana-Lafayette ..... | 7-0   | Whitworth College .....               | 0-1   |
| Louisiana-Monroe.....     | 4-0   | William Carey .....                   | 8-1   |
| LSU.....                  | 5-18  | Xavier .....                          | 2-1   |
| Louisiana Tech.....       | 4-2   |                                       |       |
| Lynn.....                 | 1-0   |                                       |       |
| Maine.....                | 1-0   |                                       |       |
| Maryland.....             | 1-0   |                                       |       |
| McNeese State .....       | 1-0   |                                       |       |
| Memphis .....             | 10-4  |                                       |       |
| Mercer .....              | 1-1   |                                       |       |
| Mississippi .....         | 14-24 |                                       |       |
| Mississippi College.....  | 9-3   |                                       |       |



## TEAM RECORDS

### Most Points In A Game

MSU 109 vs. Jacksonville State (12-15-01)  
 Opponent 76 by Arkansas State (11-22-97)  
 76 by Northwestern State (12-19-98)

### Fewest Points In A Game

MSU 42 vs. Purdue (12-20-05)  
 Opponent 36 by Mississippi Valley (12-20-99)

### Most Points In A Half

MSU 64 vs. Mississippi Valley (12-20-99)  
 Opponent 45 by Northwestern State (12-19-98)

### Fewest Points In A Half

MSU 12 vs. Purdue (12-20-05)  
 Opponent 14 by Southern University (12-18-03)

### Most Rebounds

MSU 58 vs. Montana (12-16-01)  
 Opponent 51 by Louisiana-Monroe (12-6-96)

### Fewest Rebounds

MSU 27 vs. Purdue (12-20-05)  
 Opponent 25 by McNeese State (12-20-03)

### Highest Field Goal Percentage

MSU 55.1% (43-88) vs. Mississippi Valley (12-20-99)  
 Opponent 46.2% (34-52) by McNeese State (12-20-03)

### Lowest Field Goal Percentage

MSU 25.6% (11-43) vs. Purdue (12-20-05)  
 Opponent 21.0% (13-62) by Mississippi Valley (12-20-99)

### Highest Free Throw Percentage

MSU: 85.7% (18-21) vs. Jacksonville State (12-15-01)  
 Opp.: 77.8% (14-18, ASU) and (21-27, NSU)  
 by Arkansas State (12-22-97)  
 by Northwestern State (12-19-98)

### Lowest Free Throw Percentage

MSU 40.0% (6-15) vs. UAB (2-27-88)  
 Opponent 20.0% (2-10, TPA) and (1-5, SJS)  
 by Texas-Pan American (12-19-99)  
 by San Jose State (12-19-04)

### Highest 3-Point Field Goal Percentage

MSU 52.4% (11-21) by Mississippi Valley (12-20-99)  
 Opponent 57.1% (4-7) by Grambling (12-7-96)

### Lowest 3-Point Field Goal Percentage

MSU 0% (0-6, Tulane) and (0-2, UAB)  
 vs. Tulane (2-26-88) and vs. UAB (2-27-88)  
 Opponent 18.8% (3-16) by Arkansas- Pine Bluff (11-21-97)  
 by UL-Monroe (12-20-04)

### Most Field Goals Made

MSU 43 (att. 78) vs. Mississippi Valley (12-20-99)  
 Opponent 31 (att. 69) by Montana (12-16-01)

### Fewest Field Goals Made

MSU 22 (att. 55) vs. Southern University (12-18-03)  
 Opponent 13 (att. 62) by Mississippi Valley (12-20-99)

### Most Field Goals Attempted

MSU 83 (made 41) vs. Jacksonville State (12-15-01)  
 Opponent 72 (made 23) by Grambling State (12-7-96)

### Fewest Field Goals Attempted

MSU 43 (made 11) vs. Purdue (12-20-05)  
 Opponent 42 (made 15) by Southern University (12-18-03)

### Most Free Throws Made

MSU 31 (att. 42) vs. Northwestern State (12-19-98)  
 Opponent 21 (att. 27) by Northwestern State (12-19-98)

### Fewest Free Throws Made

MSU 2 (att. 4) vs. Arkansas-Pine Bluff (11-21-97)  
 Opponent 1 (att. 5) by San Jose State (12-19-04)

### Most Free Throws Attempted

MSU 42 (made 31) vs. Northwestern State, (12-19-98)  
 Opponent 27 (made 21) by Northwestern State (12-19-98)

### Most 3-Point Field Goals Made

MSU 11 (att. 21) vs. Mississippi Valley (12-20-99)  
 Opponent 7 (att. 17) by Howard (12-17-00)

### Fewest 3-Point Field Goals Made

MSU 0 (att. 6) vs. Tulane (2-26-88)  
 (att. 2) vs. UAB (2-27-88)  
 Opponent 1 (att. 1) by Tulane (2-26-88)

### Most Assists

MSU 30 vs. Mississippi Valley (12-20-99)  
 Opponent 21 by Montana (12-16-01)

### Fewest Assists

MSU 7 vs. Tulane (2-26-88) vs. Purdue (12-20-05)  
 Opponent 6 by Tulane (2-26-88); by UAB (2-27-88)  
 by Louisiana-Monroe, (12-6-96)  
 by Jacksonville State (12-15-01)

### Most Steals

MSU 21 vs. Texas-Pan American (12-19-99)  
 Opponent 17 by Grambling (12-7-96)

### Fewest Steals

MSU 5 vs. Northwestern State (12-19-98)  
 vs. Howard (12-17-00)  
 vs. Montana (12-16-01)  
 Opponent 3 by UAB (2-27-88)

### Most Blocked Shots

MSU 8 vs. Morehead State (12-19-05)  
 Opponent 6 by Louisiana-Monroe (12-20-04)

### Fewest Blocked Shots

MSU 0 vs. UAB (12-27-88)  
 Opponent 0, 9X, last by Morehead State (12-19-05)

### Most Turnovers

MSU 30 vs. Louisiana-Monroe (12-6-96)  
 Opponent 34 by Texas-Pan American (12-19-99)

### Fewest Turnovers

MSU 8 vs. San Jose State (12-19-04)  
 Opponent 12 by UAB (2-27-88)

### Most Fouls

MSU 24 vs. Northwestern State (12-19-98)  
 Opponent 29 by Northwestern State (12-19-98)

### Fewest Fouls

MSU 7 vs. San Jose State (12-19-04)  
 Opponent 12 by Arkansas-Pine Bluff, Nov. 21, 1997  
 by Ohio University, Dec. 20, 1998

## INDIVIDUAL RECORDS

|                              |  |   |  |
|------------------------------|--|---|--|
| <i>Points</i>                |  | <i>Three-Point Field Goals</i>  |  |
| MSU                          | 42, Jennifer Fambrough vs. NW State (12-19-98)   | MSU   | 8, (att. 10) Meadow Overstreet vs. Mississippi Valley (12-20-99) |
| Opponent                     | 23, Cheryl Keller (Montana) (12-16-01)   | Opponent  | 5, (att. 10) Cheryl Keller of Montana (12-16-01)                 |
| <i>Rebounds</i>              |  | <i>Three-Point Field Goals Attempted</i>  |  |
| MSU                          | 22, LaToya Thomas vs. Montana (12-16-01)   | MSU   | 10, (made 8) Meadow Overstreet vs. Miss. Valley (12-20-99)       |
| Opponent                     | 15, Lakrisha Brown of Morehead State (12-19-05)  | Opponent  | 11, (made 3) Alexandra Gravel of UTPA (12-19-99)                 |
| <i>Field Goals</i>           |  | <i>Assists</i>  |  |
| MSU                          | 14, (att. 21) LaToya Thomas vs. Howard (12-17-00)  | MSU   | 11, Angela Harris vs. Texas-Pan American (12-19-99)              |
| Opponent                     | 10, (att. 17) Hollie Tyler of Montana (12-16-01)   | Opponent  | 9, Brooklynn Lorenzen of Montana (12-19-01)                      |
| <i>Field Goals Attempted</i> |  | <i>Steals</i>   |  |
| MSU                          | 29, (made 13) Kunshinge Sorrell vs. Tulane (2-26-88) and vs. UAB (2-27-88)   | MSU   | 9, Angela Harris vs. Texas-Pan American (12-19-99)               |
| Opponent                     | 24, (made 8) Monica Dove of Tulane (2-26-88)   | Opponent  | 6, Nina Randle of UL-Monroe (12-20-04)                           |
| <i>Free Throws</i>           |  | <i>Blocked Shots</i>  |  |
| MSU                          | 18, (att. 20) Jennifer Fambrough vs. NW State (12-19-98)   | MSU   | 4, 2X, last Mamie McKinney vs. Morehead State (12-19-05)         |
| Opponent                     | 6, (att. 6) Sandra King of UAB (2-27-88)<br>6, (att. 10) Kawanza Bibles of UAPB (12-21-97)<br>6, (att. 6) Nckell Copeland of Jacksonville State (12-15-01) | Opponent  | 3, Nina Randle of UL-Monroe (12-20-04)                           |
| <i>Free Throws Attempted</i> |  | * Records don't begin until 1988 season and only include games Mississippi State participated in. |  |
| MSU                          | 20, (made 18) Jennifer Fambrough vs. NW State (12-19-98)   |   |  |
| Opponent                     | 10, (made 6) Kawanza Bibles of UAPB (12-21-97)   |   |  |

### MSU CLASSIC RESULTS (MSU GAMES ONLY)

|          |                  |               |          |                    |              |
|----------|------------------|---------------|----------|--------------------|--------------|
| 3/2/78   | Florida          | W, 86-68      | 12/7/96  | Grambling          | W, 81-61     |
| 3/4/78   | Mississippi      | L, 87-69      | 11/21/97 | UAPB               | W, 78-50     |
| 1/4/79   | Georgia          | W, 58-46      | 11/22/97 | Arkansas State     | W, 76-68     |
| 1/5/79   | Vanderbilt       | W, 72-61      | 12/19/98 | NW State           | W, 99-76     |
| 1/6/79   | Mississippi      | L, 81-69      | 12/20/98 | Ohio               | W, 83-62     |
| 11/20/80 | SE Louisiana     | L(2OT), 97-96 | 12/19/99 | Texas-Pan Am       | W, 104-48    |
| 11/21/80 | Georgia Southern | W, 84-80      | 12/20/99 | Mississippi Valley | W, 106-36    |
| 12/4/81  | Murray State     | W, 78-65      | 12/16/00 | UL-Lafayette       | W, 101-68    |
| 12/5/81  | UT-Chattanooga   | W, 70-67      | 12/17/00 | Howard             | W, 80-64     |
| 12/17/82 | UL-Lafayette     | W, 63-62      | 12/15/01 | Jacksonville State | W, 109-62    |
| 12/18/82 | Georgia Southern | W, 67-55      | 12/16/01 | Montana            | W(OT), 78-73 |
| 12/2/83  | Rice             | W, 90-79      | 12/18/03 | Southern           | W, 69-46     |
| 12/3/83  | Morehead State   | W, 67-61      | 12/20/03 | McNeese State      | W, 81-58     |
| 12/14/84 | Southern         | W(2OT), 80-79 | 12/19/04 | San Jose State     | W, 66-60     |
| 12/15/84 | Georgia State    | W, 61-51      | 12/20/04 | UL-Monroe          | W, 81-50     |
| 2/26/88  | Tulane           | W, 66-58      | 12/19/05 | Morehead State     | W, 78-65     |
| 2/27/88  | UAB              | W, 68-57      | 12/20/05 | Purdue             | L, 42-61     |
| 12/6/96  | UL-Monroe        | W, 75-50      | TOTALS   | 17 YEARS           | 31-4         |

### ALL-TOURNAMENT TEAMS

|      |  |
|------|--|
| 1996 | Sharon Thompson (MVP)<br>Jemmye Ann Helms                      |
| 1997 | Nitra Perry<br>Sharon Thompson                                 |
| 1998 | Jennifer Fambrough (MVP)                                       |
| 1999 | LaToya Thomas (MVP)  |
| 2000 | Cynthia Hall<br>LaToya Thomas                                  |
| 2001 | Tan White (MVP)<br>LaToya Thomas                               |
| 2003 | Tan White (co-MVP)<br>Tiania Burns (co-MVP)<br>Seneca Anderson |
| 2004 | Tan White (MVP)<br>Rebecca Kates<br>Doceide Warren             |
| 2005 | Heather Hollis   |

\* List includes Mississippi State players only

## TEAM RECORDS

### Most Points in a Game

MSU 83 vs. Florida (2006)  
Opponent 100 by Mississippi (1994)

### Fewest Points in a Game

MSU 20 vs. Vanderbilt (1997)  
Opponent 39 by South Carolina (2009)

### Most Rebounds

MSU 56 vs. South Carolina (2003)  
Opponent 50 by Kentucky (1993)

### Fewest Rebounds

MSU 26 vs. Arkansas (2004) and vs. Kentucky (2002)  
Opponent 29 by South Carolina (2003)

### Field Goals

MSU 32 vs. Arkansas (2004)  
Opponent 39 by Arkansas (2001) and by Mississippi (1994)

### Field Goals Attempted

MSU 76 vs. Tennessee (2004)  
Opponent 77 by Arkansas (2001)

### Highest Field Goal Percentage

MSU 53.1% vs. Arkansas (1999)  
Opponent 61.6% by Alabama (1987)

### Lowest Field Goal Percentage

MSU 22.6% vs. Alabama (2013)  
Opponent 29.8% by South Carolina (2009)

### Free Throws

MSU 25 vs. Arkansas (2000)  
Opponent 25 by Florida (2006)

### Free Throws Attempted

MSU 34 vs. Arkansas (2000)  
Opponent 31 by Kentucky (2010)

### Highest Free Throw Percentage

MSU 91.7% vs. Arkansas (2005)  
Opponent 92.6% by Florida (2006)

### Lowest Free Throw Percentage

MSU 36.3% vs. Alabama (1989)  
Opponent 43.8% by Auburn (2011)

### Three-Point Field Goals

MSU 10 vs. Auburn (2000)  
Opponent 11 by Missouri (2014)

### Three-Point Field Goals Attempted

MSU 31 vs. Florida (2007)  
Opponent 29 by Mississippi (2000)

### Highest 3-Point Field Goal Percentage

MSU 45.5% vs. Arkansas (1999)  
Opponent 63.6% by Mississippi (1991)

### Lowest Three-Point Field Goal Percentage

MSU 00.0% vs. Florida (1998) and vs. Mississippi (1991)  
Opponent 00.0% by Florida (1998) and by Auburn (2011)

### Assists

MSU 18 vs. Arkansas (2004)  
Opponent 26 by Mississippi (1994)

### Steals

MSU 12 vs. Tennessee (2004)  
Opponent 13 by Alabama (2013)

### Blocked Shots

MSU 9 vs. South Carolina (2009)  
Opponent 8 by Vanderbilt (1997)

### Turnovers

MSU 28 vs. Kentucky (2010)  
Opponent 24 by Kentucky (2002)

### Margin of Victory

21 (67-46) vs. Florida (1988)

### Margin of Defeat

36 (100-64) vs. Mississippi (1994)

## MSU INDIVIDUAL RECORDS

### Points

44 LaToya Thomas vs. Arkansas (2001)  
38 Tan White vs. Arkansas (2005)

### Rebounds

15 LaToya Thomas vs. South Carolina (2003)  
14 Sharon Thompson vs. Mississippi (1995)  
Kunshinge Sorrell vs. Alabama (1987)  
Tysheka Grimes vs. Mississippi (2008)

### Field Goals Made

15 LaToya Thomas vs. Arkansas (2001)  
13 Tan White vs. Arkansas (2005)  
11 Kunshinge Sorrell vs. Alabama (1987)  
LaToya Thomas vs. Tennessee (2000)  
LaToya Thomas vs. Tennessee (2003)

### Field Goals Attempted

32 Tan White vs. Tennessee (2004)

### Free Throws

14 LaToya Thomas vs. Arkansas (2001)  
10 LaToya Thomas vs. South Carolina (2003)  
LaToya Thomas vs. Tennessee (2003)  
9 Tan White vs. Arkansas (2005)

### Free Throws Attempted

17 LaToya Thomas vs. Arkansas (2001)  
14 LaToya Thomas vs. South Carolina (2003)

### Three-Point Field Goals Made

5 Cynthia Hall vs. Auburn (2000)

### Three-Point Goals Attempted

15 Alexis Rack vs. Mississippi (2008)  
10 Darriel Gaynor vs. Alabama (2013)  
Tan White vs. Arkansas (2005)  
Tan White vs. Tennessee (2004)  
Tiffany Booker vs. Mississippi (1994)

### Assists

8 LaCharlotte Smith vs. Mississippi (1995)  
Angela Harris vs. Arkansas (1999)

### Steals

6 Armelie Lumanu vs. Kentucky (2010)

### Blocked Shots

6 Chanel Mokango vs. Kentucky (2010)

### Turnovers

10 Evette Porter vs. Tennessee (1998)  
9 Kunshinge Sorrell vs. Alabama (1987)  
Tan White vs. Kentucky (2002)



| SEC TOURNAMENT RESULTS |                      |              |              |                    |           |
|------------------------|----------------------|--------------|--------------|--------------------|-----------|
| year                   | location             | seed         | round        | opponent           | result    |
| 1980                   | Knoxville, Tenn.     |              | First Round  | vs. Florida        | L, 62-68  |
| 1981                   | Baton Rouge, La.     |              | First Round  | vs. Vanderbilt     | W, 84-76  |
|                        |                      |              | Second Round | vs. Kentucky       | L, 82-106 |
| 1982                   | Lexington, Ky.       |              | First Round  | vs. Vanderbilt     | L, 67-87  |
| 1983                   | Knoxville, Tenn.     | 5th West     | First Round  | vs. Vanderbilt     | W, 53-51  |
|                        |                      |              | Second Round | vs. Mississippi    | L, 56-69  |
| 1984                   | Athens, Ga.          | 5th West     | First Round  | vs. Vanderbilt     | L, 47-72  |
| 1985                   | Lexington, Ky.       | 5th West     | First Round  | vs. Kentucky       | W, 58-55  |
|                        | Oxford, Miss.        |              | Second Round | vs. Mississippi    | L, 45-88  |
| 1986                   | Athens, Ga.          | 10th         | First Round  | vs. Vanderbilt     | L, 69-83  |
| 1987                   | Albany, Ga.          | 9th          | First Round  | vs. Alabama        | L, 76-88  |
| 1988                   | Albany, Ga.          | 8th          | First Round  | vs. Florida        | W, 67-46  |
|                        |                      |              | Second Round | vs. Auburn         | L, 48-78  |
| 1989                   | Albany, Ga.          | 7th          | First Round  | vs. Alabama        | L, 55-59  |
| 1990                   | Albany, Ga.          | 10th         | First Round  | vs. LSU            | L, 49-68  |
| 1991                   | Albany, Ga.          | 10th         | First Round  | vs. Mississippi    | L, 56-74  |
| 1992                   | Albany, Ga.          | 8th          | First Round  | vs. LSU            | L, 56-61  |
| 1993                   | Chattanooga, Tenn.   | 11th         | First Round  | vs. Kentucky       | L, 73-84  |
| 1994                   | Chattanooga, Tenn.   | 12th         | First Round  | vs. Mississippi    | L, 64-100 |
| 1995                   | Chattanooga, Tenn.   | 11th         | First Round  | vs. Mississippi    | L, 69-78  |
| 1996                   | Chattanooga, Tenn.   | 9th          | First Round  | vs. LSU            | L, 63-85  |
| 1997                   | Chattanooga, Tenn.   | 11th         | First Round  | vs. Vanderbilt     | L, 42-70  |
| 1998                   | Columbus, Ga.        | 9th          | First Round  | vs. Kentucky       | W, 67-48  |
|                        |                      |              | Second Round | vs. Tennessee      | L, 60-88  |
| 1999                   | Chattanooga, Tenn.   | 6th          | First Round  | vs. Arkansas       | W, 79-70  |
|                        |                      |              | Second Round | vs. Georgia        | L, 66-72  |
| 2000                   | Chattanooga, Tenn.   | 5th          | First Round  | vs. Mississippi    | W, 75-59  |
|                        |                      |              | Second Round | vs. Auburn         | W, 66-56  |
|                        |                      |              | Semifinals   | vs. Georgia        | W, 62-61  |
|                        |                      |              | Finals       | vs. Tennessee      | L, 67-70  |
| 2001                   | Memphis, Tenn.       | 10th         | First Round  | vs. Arkansas       | L, 76-94  |
| 2002                   | Nashville, Tenn.     | 5th          | First Round  | vs. Kentucky       | L, 72-75  |
| 2003                   | N. Little Rock, Ark. | 4th          | Second Round | vs. South Carolina | W, 79-75  |
|                        |                      |              | Semifinals   | vs. Tennessee      | L, 75-76  |
| 2004                   | Nashville, Tenn.     | 8th          | First Round  | vs. Arkansas       | W, 79-74  |
|                        |                      |              | Second Round | vs. Tennessee      | L, 57-67  |
| 2005                   | Greenville, S.C.     | 6th          | First Round  | vs. Arkansas       | L, 73-80  |
| 2006                   | N. Little Rock, Ark. | 12th         | First Round  | vs. Florida        | L, 83-98  |
| 2007                   | Duluth, Ga.          | 6th          | First Round  | vs. Florida        | L, 63-69  |
| 2008                   | Nashville, Tenn.     | 9th          | First Round  | vs. Mississippi    | L, 49-54  |
| 2009                   | N. Little Rock, Ark. | 6th          | First Round  | vs. South Carolina | W, 49-39  |
|                        |                      |              | Second Round | vs. LSU            | L, 58-63  |
| 2010                   | Duluth, Ga.          | 3rd          | Second Round | vs. Georgia        | W, 67-52  |
|                        |                      |              | Semifinals   | vs. Kentucky       | L, 65-76  |
| 2011                   | Nashville, Tenn.     | 11th         | First Round  | vs. Auburn         | W, 49-47  |
|                        |                      |              | Second Round | vs. Vanderbilt     | L, 55-69  |
| 2012                   | Nashville, Tenn.     | 10th         | First Round  | vs. Vanderbilt     | L, 51-67  |
| 2013                   | Duluth, Ga.          | 12th         | First Round  | vs. Alabama        | L, 36-63  |
| 2014                   | Duluth, Ga.          | 13th         | First Round  | vs. Missouri       | W, 73-70  |
|                        |                      |              | Second Round | vs. Florida        | L, 67-71  |
| <b>TOTALS</b>          | <b>35 YEARS</b>      | <b>15-35</b> |              |                    |           |

| SEC TOURNAMENT CHAMPIONSHIP GAME RESULTS |            |    |                   |    |
|--|------------|----|-------------------|----|
| 1985                                     | Tennessee  | 63 | Auburn            | 60 |
| 1986                                     | Georgia    | 94 | LSU               | 72 |
| 1987                                     | Auburn     | 83 | Georgia           | 57 |
| 1988                                     | Tennessee  | 73 | Auburn            | 70 |
| 1989                                     | Tennessee  | 66 | Auburn            | 51 |
| 1990                                     | Auburn     | 78 | Tennessee         | 77 |
| 1991                                     | LSU        | 80 | Tennessee         | 75 |
| 1992                                     | Tennessee  | 73 | Georgia           | 66 |
| 1993                                     | Vanderbilt | 78 | Georgia           | 64 |
| 1994                                     | Tennessee  | 82 | Vanderbilt        | 57 |
| 1995                                     | Vanderbilt | 67 | Tennessee         | 61 |
| 1996                                     | Tennessee  | 64 | Alabama           | 60 |
| 1997                                     | Auburn     | 52 | Florida           | 47 |
| 1998                                     | Tennessee  | 67 | Alabama           | 63 |
| 1999                                     | Tennessee  | 85 | Georgia           | 69 |
| 2000                                     | Tennessee  | 70 | Mississippi State | 67 |
| 2001                                     | Georgia    | 62 | Vanderbilt        | 60 |
| 2002                                     | Vanderbilt | 63 | LSU               | 48 |
| 2003                                     | LSU        | 78 | Tennessee         | 62 |
| 2004                                     | Vanderbilt | 62 | Georgia           | 56 |
| 2005                                     | Tennessee  | 67 | LSU               | 65 |
| 2006                                     | Tennessee  | 63 | LSU               | 62 |
| 2007                                     | Vanderbilt | 51 | LSU               | 45 |
| 2008                                     | Tennessee  | 61 | LSU               | 55 |
| 2009                                     | Vanderbilt | 61 | Auburn            | 54 |
| 2010                                     | Tennessee  | 70 | Kentucky          | 62 |
| 2011                                     | Tennessee  | 90 | Kentucky          | 65 |
| 2012                                     | Tennessee  | 70 | LSU               | 58 |
| 2013                                     | Texas A&M  | 75 | Kentucky          | 67 |
| 2014                                     | Tennessee  | 71 | Kentucky          | 70 |



**LATOYA THOMAS**  
 SEC Tournament All-Tournament Team  
 2001  
 2000 Most Valuable Player

## ALL-TIME RESULTS

|                          |   |                        |  |
|--------------------------|---|------------------------|--|
| 1999 (Lubbock, Texas)    | First Round 7-seed vs. NC State (L, 57-76)      | 2009 (Columbus, Ohio)  | First Round 11-seed vs. Texas (W, 71-63)               |
| 2000 (Eugene, Ore.)      | First Round 3-seed vs. St. Peters (W, 94-60)    | 2009 (Columbus, Ohio)  | Second Round vs. 3-seed Ohio State (L, 58-64)          |
| 2000 (Eugene, Ore.)      | Second Round vs. UAB (L, 72-78)                 | 2010 (Pittsburgh, Pa.) | First Round vs. 10-seed Middle Tennessee (W, 68-64)    |
| 2002 (Lubbock, Texas)    | First Round 12-seed vs. Boston Coll. (W, 65-59) | 2010 (Pittsburgh, Pa.) | Second Round vs. 2-seed Ohio State (W, 87-67)          |
| 2002 (Lubbock, Texas)    | Second Round vs. Texas Tech (L, 55-77)          | 2010 (Dayton, Ohio)    | Regional Semifinal vs. 3-seed Florida State (L, 71-74) |
| 2003 (Albuquerque, N.M.) | First Round 3-seed vs. Manhattan (W, 73-47)     |                        |  |
| 2003 (Albuquerque, N.M.) | Second Round vs. New Mexico (L, 61-73)          |                        |  |

|                       | MSU  | OPPONENT  |                    | MSU  | OPPONENT  |
|-----------------------|--|---|--------------------|--|---|
| Points                | 30 (Alexis Rack)<br>vs. Ohio State (3/23/10)   | 34 (Summer Erb)<br>N.C. State (3/13/99)           | 3-pt. FG           | 6 (att. 12, Alexis Rack)<br>vs. Ohio State (3/23/10) | 5 (att. 8, Mandi Moore)<br>New Mexico (3/24/03)<br>(att. 8, Amber Tarr)<br>Texas Tech (3/17/02)   |
| Rebounds              | 16 (LaToya Thomas)<br>vs. New Mexico (3/24/03)   | 18 (Summer Erb)<br>N.C. State (3/13/99)           | 3-pt. FG Attempted | 12 (made 6, Alexis Rack)<br>vs. Ohio State (3/23/10) | 12 (made 3, Jackie Pickel)<br>Middle Tennessee (3/21/10)  |
| Field Goals           | 11 (LaToya Thomas)<br>vs. New Mexico (3/24/03)<br>vs. UAB (3/19/02)<br>vs. St. Peter's (3/17/00) | 16 (Summer Erb)<br>N.C. State (3/13/99)           | Assists            | 10 (Angela Harris)<br>vs. St. Peter's (3/17/00)      | 7 (Candi White)<br>Texas Tech (3/17/02)<br>(Brienne Stepherson)<br>Boston College (3/15/02)<br>(Courtney Ward)<br>Florida State (3/28/10) |
| Field Goals Attempted | 29 (made 11, LaToya Thomas)<br>vs. New Mexico (3/24/03)  | 22 (made 16, Summer Erb)<br>N.C. State (3/13/99)  | Steals             | 6 (Armelle Lumanu)<br>vs. Ohio State (3/23/10)       | 5 (Rosalee Mason)<br>Manhattan (3/22/03)  |
| Free Throws           | 13 (att. 13, Alexis Rack)<br>vs. Texas (3/21/09)   | 9 (att. 11, Earnesia Williams)<br>Texas (3/21/09) | Blocked Shots      | 4, (Chanel Mokango)<br>vs. Ohio State (3/23/10)      | 5 (Jordan Adams)<br>New Mexico (3/24/03)  |
| Free Throws Attempted | 13 (made 3, Alexis Rack)<br>vs. Texas (3/21/09)  | 9 (made 6, Rosalee Mason)<br>Manhattan (3/22/03)  |                    |  |   |

|                               | MSU   | OPPONENT   |                            | MSU   | OPPONENT  |
|-------------------------------|---|--|----------------------------|---|---|
| Most Points in a Game         | 94<br>vs. St. Peter's (3/17/00)               | 78<br>by UAB (3/19/00)                                   | Most Free Throws Attempted | 25 (made 20)<br>vs. Boston College (3/15/02)                                    | 30 (made 23)<br>by Texas (3/21/09)  |
| Fewest Points in a Game       | 55<br>vs. Texas Tech (3/17/02)                | 47<br>by Manhattan (3/22/03)                             | Fewest Free Throws Made    | 5 (att. 11)<br>vs. New Mexico (3/24/03)   | 5 (att. 7)<br>by Boston College (3/15/02)   |
| Most Points in a Half         | 53<br>vs. St. Peter's (3/17/00)               | 43<br>by N.C. State (3/13/99)<br>by Texas Tech (3/17/02) | Most 3-pt. FG Made         | 12 (att. 22)<br>vs. Ohio State (3/23/10)  | 13 (att. 30)<br>by New Mexico (3/24/03)   |
| Fewest Points in a Half       | 23<br>vs. Texas Tech (3/17/02)                | 14<br>by Manhattan (3/22/03)                             | Fewest 3-pt. FG Made       | 2 (att. 11)<br>vs. Texas (3/21/09)  | 2, (att. 11)<br>by Manhattan (3/22/03)<br>by St. Peter's (3/17/00)<br>by Ohio State (3/21/09) |
| Most Rebounds                 | 51<br>vs. Manhattan (3/22/03)                 | 51<br>by N.C. State (3/13/99)                            | Most 3-pt. FG Attempted    | 24 (made 7)<br>vs. UAB (3/19/00)<br>24 (made 10)<br>vs. Florida State (3/28/10) | 30 (made 13)<br>by New Mexico (3/24/03)   |
| Fewest Rebounds               | 26<br>vs. Ohio State (3/23/10)                | 29<br>by St. Peter's (3/17/00)                           | Fewest 3-pt. FG Attempted  | 10 (made 3)<br>vs. Boston College (3/15/02)                                     | 6 (made 2)<br>by St. Peter's (3/17/00)  |
| Highest Field Goal Percentage | 55.7% (34-for-61)<br>vs. Ohio State (3/23/10) | 57.7% (30-for-52)<br>by UAB (3/19/00)                    | Most Assists               | 23<br>vs. St. Peter's (3/17/00)   | 20<br>by New Mexico (3/24/03)<br>by Texas Tech (3/17/02)<br>by Florida State (3/28/10)        |
| Lowest Field Goal Percentage  | 30.5% (25-for-82)<br>vs. New Mexico (3/24/03) | 24.6% (17-for-69)<br>by Manhattan (3/22/03)              | Fewest Assists             | 8<br>vs. Boston College (3/15/02)   | 6<br>by Manhattan (3/22/03)   |
| Highest Free Throw Percentage | 95.5% (21-for-22)<br>vs. Texas (3/21/09)      | 83.3% (10-for-12)<br>by Florida State (3/28/10)          | Most Steals                | 14<br>vs. Ohio State (3/23/10)  | 13<br>by Manhattan (3/22/03)  |
| Lowest Free Throw Percentage  | 45.5% (5-for-11)<br>vs. New Mexico (3/24/03)  | 42.9% (6-for-14)<br>by New Mexico (3/24/03)              | Fewest Steals              | 4<br>vs. Florida State (3/28/10)  | 3<br>by St. Peter's (3/17/00)<br>by N.C. State (3/13/99)<br>by Ohio State (3/23/10)           |
| Highest 3-pt. FG Percentage   | 54.5% (12-for-22)<br>vs. Ohio State (3/23/10) | 66.7% (10-for-15)<br>by Ohio State (3/23/10)             | Most Blocked Shots         | 4<br>vs. Ohio State (3/21/09)<br>vs. Florida State (3/28/10)                    | 7<br>by Florida State (3/28/10)   |
| Lowest 3-pt. FG Percentage    | 18.2% (2-11)<br>vs. Texas (3/21/09)           | 16.7% (2-for-12)<br>Manhattan (3/22/03)                  | Most Turnovers             | 23<br>vs. Manhattan (3/22/03)   | 24<br>by Ohio State (3/23/10)   |
| Most Field Goals Made         | 36 (att. 72)<br>vs. St. Peter's (3/17/00)     | 32 (att. 64)<br>by N.C. State (3/13/99)                  | Fewest Turnovers           | 8<br>vs. UAB (3/19/00)  | 9<br>by Texas Tech (3/17/02)  |
| Fewest Field Goals Made       | 22 (att. 65)<br>vs. N.C. State (3/13/99)      | 17 (att. 55)<br>by Texas (3/21/09)                       | Most Fouls                 | 23<br>vs. Texas (3/21/09)<br>vs. Ohio State (3/23/09)                           | 21, 2x<br>by Boston College (3/15/02)<br>by Texas (3/21/09)                                   |
| Most Field Goals Attempted    | 82 (made 25)<br>vs. New Mexico (3/24/03)      | 69 (made 24)<br>by Manhattan (3/22/03)                   | Fewest Fouls               | 9<br>vs. Ohio State (3/23/10)   | 7<br>by N.C. State (3/13/99)  |
| Fewest Field Goals Attempted  | 45 (made 21)<br>vs. Boston College (3/15/02)  | 52, 2x, last (made 22)<br>by Ohio State (3/23/09)        |                            |   |   |
| Most Free Throws Made         | 21 (att. 22)<br>vs. Texas (3/21/09)           | 23 (att. 30)<br>by Texas (3/21/09)                       |                            |   |   |
| Fewest Free Throws Made       | 5 (att. 11)<br>vs. New Mexico (3/24/03)       | 5 (att. 7)<br>by Boston College (3/15/02)                |                            |   |   |

## ALL-TIME RESULTS

1988 — NWIT (Amarillo, Texas)

First Round vs. DePaul (L, 57-73)  
 Second Round vs. Montana State (W 67, 61)  
 Quarterfinals vs. S. Alabama (L, 51-63)  
 First Round at Baylor (L, 65-75)  
 First Round vs. Georgia Tech (W, 77-73)  
 Second Round at Illinois (W, 86-77)  
 Quarterfinals vs. James Madison (L, 61-63)  
 First Round at Arkansas State (L, 61-78)  
 Second Round vs. Tulane (W, 79-73)

2007 (Bowling Green, Ky.)  
 2008 (Hattiesburg, Miss.)  
 2014 (Starkville, Miss.)  
 2014 (Starkville, Miss.)  
 2014 (Starkville, Miss.)  
 2014 (Starkville, Miss.)

Third Round vs. W. Kentucky (L, 53-56)  
 Second Round vs. Southern Miss (L, 62-61)  
 First Round vs. Tulane (W, 77-68)  
 Second Round vs. Southern Miss (W, 74-66)  
 Third Round vs. Auburn (W, 59-54)  
 Quarterfinals vs. South Florida (L, 58-60)

1998 (Waco Texas)  
 2001 (Starkville, Miss.)  
 2001 (Chamapign, Ill.)  
 2001 (Starkville, Miss.)  
 2005 (Jonesboro, Ark.)  
 2007 (Starkville, Miss.)

|                       | MSU  | OPPONENT   |                    | MSU  | OPPONENT  |
|-----------------------|--|--|--------------------|--|---|
| Points                | 34 (LaToya Thomas vs. Georgia Tech (3-15-01))  | 30 (Allison Curtin) Illinois (3-17-01)           | 3-pt. FG           | 5 (att. 14, Tan White) at Arkansas St. (3-17-05)   | 5 (att. 11, Andrea Morgan) DePaul (3-24-88) (att. 6, Stephanie Richardson) S. Alabama (3-26-88) |
| Rebounds              | 16 (Robin Porter) vs. Tulane (3-18-07)   | 17 (2x, last Angela Dennis) S. Alabama (3-26-88) | 3-pt. FG Attempted | 14 (made 5, Tan White) at Arkansas St. (3-17-05)   | 9 (2x, last Inga Orekhova [made 2]) South Florida (3-30-14)                                     |
| Field Goals           | 12 (LaToya Thomas) vs. Georgia Tech (3-15-01)  | 13 (Allison Curtin) Illinois (3-17-01)           | Assists            | 8 (Marneshia Richard) vs. Tulane (3-18-07)   | 7 (Veronica Ross) DePaul (3-24-88) 7 (Ashley Langford) Tulane (3-18-07)                         |
| Field Goals Attempted | 24 (made 8, Kunshinge Sorrell) vs. Montana State (3-25-88) Tan White at Arkansas St. (3-17-05) | 27 (made 13, Allison Curtin) Illinois (3-17-01)  | Steals             | 7 (Kunshinge Sorrell) vs. Montana St. (3-25-88) Cynthia Hall vs. James Madison (3-20-01) | 7 (Liz Holz) Montana St. (3-25-88)  |
| Free Throws           | 10 (att. 12, LaToya Thomas) vs. Georgia Tech (3-15-01)   | 8 (att. 9, Toya Ellis) Baylor (3-15-98)          | Blocked Shots      | 5 (Martha Alwal) vs. Auburn (3-27-14)  | 4 (Stephanie Helgeson) at Southern Miss (3-24-08)   |
| Free Throws Attempted | 14 (made 8, Dominique Dillingham) vs. Southern Miss (3-24-14)                                  | 13 (made 5, Zaneta Lane) Arkansas St. (3-17-05)  |                    | 5 (Martha Alwal) vs. Tulane (3-20-14)  |   |

|                               | MSU  | OPPONENT   |                              | MSU   | OPPONENT  |
|-------------------------------|--|--|------------------------------|---|---|
| Most Points in a Game         | 86 vs. Illinois (3-17-01)  | 78 by Arkansas State (3-17-05)                               | Fewest Free Throws Attempted | 9 (made 5) vs. S. Alabama (3-26-88)   | 6 (made 4) by Illinois (3-17-01)                  |
| Fewest Points in a Game       | 51 vs. S. Alabama (3-26-88)  | 54 by Auburn (3-27-14)                                       | Most 3-pt. FG Made           | 9 (att. 16) vs. Illinois (3-17-01)  | 8 (att. 22) by Tulane (3-18-07)                   |
| Most Points in a Half         | 45 vs. Illinois (3-17-01)  | 44 by Illinois (3-17-01)                                     | Fewest 3-pt. FG Made         | 0 (att. 6) vs. South Florida (3-30-14) 0 (att. 2) vs. Montana St. (3-25-88) | 0 (att. 3) by Auburn (3-27-14)                    |
| Fewest Points in a Half       | 16 vs. James Madison (3-20-01)                                       | 22 by South Florida (3-30-14)                                | Most 3-pt. FG Attempted      | 34 (made 7) at Arkansas St. (3-17-05)                                       | 22 (made 8) by Tulane (3-18-07)                   |
| Most Rebounds                 | 56 vs. Tulane (3-18-07)  | 57 by S. Alabama (3-26-88)                                   | Fewest 3-pt. FG Attempted    | 2 vs. Montana State (3-25-88)   | 3 (made 0) by Auburn (3-27-14)                    |
| Fewest Rebounds               | 26 vs. James Madison (3-20-01)                                       | 30 by Baylor (3-15-98)                                       | Most Assists                 | 18 vs. Illinois (3-17-01)   | 19 by Baylor (3-15-98)                            |
| Highest Field Goal Percentage | 63.8% vs. Illinois (3-17-01)   | 46.6% by Illinois (3-17-01)                                  | Fewest Assists               | 7 vs. DePaul (3-24-88) vs. S. Alabama (3-26-88)                             | 1 by Georgia Tech (3-15-01)                       |
| Lowest Field Goal Percentage  | 28.9% vs. Illinois (3-17-01)   | 31.9% by Western Kentucky (3-22-07)                          | Most Steals                  | 13 vs. Montana St. (3-25-88)  | 14 by Auburn (3-27-14)                            |
| Highest Free Throw Percentage | 78.6% vs. Tulane (3-20-14)   | 91.7% (11-12) by Tulane (3-20-14) by James Madison (3-20-01) | Fewest Steals                | 3 vs. DePaul (3-24-88)  | 3 by S. Alabama (3-26-88)                         |
| Lowest Free Throw Percentage  | 50.0 (5-10) at Western Kentucky (3-22-07)                            | 57.9% (11-19) by South Florida (3-30-14)                     | Most Blocked Shots           | 8 vs. Southern Miss (3-24-14) vs. Tulane (3-20-14)                          | 7 by Tulane (3-20-14)                             |
| Highest 3-pt. FG Percentage   | 56.3% (9-16) vs. Illinois (3-17-01)                                  | 55.5% (5-9) by S. Alabama (3-26-88)                          | Most Turnovers               | 23 vs. Auburn (3-27-14) vs. Baylor (3-15-98)                                | 26 by Auburn (3-27-14) by Southern Miss (3-24-14) |
| Lowest 3-pt. FG Percentage    | 0.0%, 2x, last (0-6) vs. South Florida (3-30-14)                     | 0.0% (0-3) by Auburn (3-27-14)                               | Fewest Turnovers             | 9 vs. Southern Miss (3-24-08)   | 11 by Tulane (3-18-07)                            |
| Most Field Goals Made         | 30 vs. Illinois (3-17-01) vs. Tulane (3-18-07)                       | 34 by Illinois (3-17-01)                                     | Most Fouls                   | 26 at Arkansas St. (3-17-05)  | 33 by Southern Miss (3-24-14)                     |
| Fewest Field Goals Made       | 19 (att. 51) vs. Auburn (3-27-14)                                    | 15 (att. 47) by Western Kentucky (3-22-07)                   | Fewest Fouls                 | 9 vs. Illinois (3-17-01)  | 12 by S. Alabama (3-26-88)                        |
| Most Field Goals Attempted    | 76 (made 22) vs. S. Alabama (3-26-88) vs. Tulane (made 30) (3-18-07) | 73 (made 34) by Illinois (3-17-01)                           |                              |   |   |
| Fewest Field Goals Attempted  | 47 (made 30) vs. Illinois (3-17-01)                                  | 46 (made 20) by Auburn (3-27-14)                             |                              |   |   |
| Most Free Throws Made         | 24 (att. 38) vs. Southern Miss (3-24-14)                             | 29 (att. 38) by Arkansas St. (3-17-05)                       |                              |   |   |
| Fewest Free Throws Made       | 5 (att. 9) vs. S. Alabama (3-26-88)                                  | 4 (att. 6) by Illinois (3-17-05)                             |                              |   |   |
| Most Free Throws Attempted    | 38 (made 24) vs. Southern Miss (3-24-14)                             | 38 (made 29) by Arkansas St. (3-17-05)                       |                              |   |   |



# MISCELLANEOUS GAME RECORDS

## HOME OPENERS

|               |                        |        |   |      |
|---------------|------------------------|--------|---|------|
| Nov. 25, 1974 | Prentiss CC            | 63-31  | W | 1-0  |
| Dec. 4, 1975  | Jackson State          | 74-64  | L | 1-1  |
| Nov. 29, 1976 | Troy                   | 70-61  | W | 2-1  |
| Nov. 29, 1977 | Troy                   | 67-63  | W | 3-1  |
| Nov. 30, 1978 | South Alabama          | 97-38  | W | 4-1  |
| Nov. 19, 1979 | Montevallo             | 88-56  | W | 5-1  |
| Nov. 14, 1980 | Troy                   | 77-64  | W | 6-1  |
| Dec. 1, 1981  | Louisiana-Lafayette    | 71-51  | W | 7-1  |
| Nov. 29, 1982 | New Orleans            | 91-72  | W | 8-1  |
| Nov. 28, 1983 | Tuskegee               | 84-63  | W | 9-1  |
| Dec. 1, 1984  | Judson College         | 90-54  | W | 10-1 |
| Dec. 3, 1985  | Mississippi College    | 65-64  | L | 10-2 |
| Dec. 4, 1986  | Memphis                | 81-71  | W | 11-2 |
| Dec. 12, 1987 | Jackson State          | 71-50  | W | 12-2 |
| Nov. 30, 1988 | South Alabama          | 64-59  | W | 13-2 |
| Nov. 29, 1989 | William Carey          | 85-72  | W | 14-2 |
| Dec. 3, 1990  | Belhaven               | 62-55  | W | 15-2 |
| Nov. 25, 1991 | William Carey          | 76-75  | W | 16-2 |
| Dec. 1, 1992  | Florida                | 74-58  | W | 17-2 |
| Nov. 26, 1993 | West Alabama           | 95-49  | W | 18-2 |
| Dec. 10, 1994 | Lynn                   | 103-44 | W | 19-2 |
| Dec. 1, 1995  | Southern Mississippi   | 89-69  | W | 20-2 |
| Nov. 25, 1996 | Tennessee-Martin       | 73-46  | W | 21-2 |
| Nov. 21, 1997 | Arkansas-Pine Bluff    | 78-50  | W | 22-2 |
| Nov. 16, 1998 | Grambling              | 79-75  | W | 23-2 |
| Nov. 22, 1999 | Louisiana Tech         | 74-72  | W | 24-2 |
| Nov. 28, 2000 | Southern               | 90-48  | W | 25-2 |
| Nov. 16, 2001 | Alabama A&M            | 88-42  | W | 26-2 |
| Nov. 15, 2002 | South Alabama          | 87-61  | W | 27-2 |
| Dec. 4, 2003  | Detroit                | 63-48  | W | 28-2 |
| Nov. 19, 2004 | New Orleans            | 91-50  | W | 29-2 |
| Nov. 18, 2005 | Southeastern Louisiana | 71-55  | W | 30-2 |
| Nov. 10, 2006 | Troy                   | 74-43  | W | 31-2 |
| Nov. 9, 2007  | Southeastern Louisiana | 71-55  | W | 32-2 |
| Nov. 18, 2008 | Arkansas-Pine Bluff    | 94-52  | W | 33-2 |
| Nov. 13, 2009 | Arkansas-Pine Bluff    | 106-48 | W | 34-2 |
| Nov. 12, 2010 | USC Upstate            | 87-53  | W | 35-2 |
| Nov. 11, 2011 | Jacksonville State     | 78-41  | W | 36-2 |
| Nov. 9, 2012  | Houston                | 72-66  | W | 37-2 |
| Nov. 13, 2014 | Jackson State          | 81-42  | W | 38-2 |

## OVERTIME GAMES

|                |                         |        |         |       |
|----------------|-------------------------|--------|---------|-------|
| Jan. 3, 1977   | at Auburn               | 71-70  | L       | 0-1   |
| Nov. 20, 1980  | Southeastern Louisiana  | 97-96  | L       | 0-2   |
| Jan. 3, 1981   | at Florida              | 98-91  | W       | 1-2   |
| Feb. 18, 1981  | Alabama                 | 75-73  | L - 2OT | 1-3   |
| Feb. 26, 1981  | at Mississippi College  | 70-65  | L       | 1-4   |
| Feb. 4, 1983   | Middle Tennessee State  | 79-76  | L       | 1-5   |
| Dec. 16, 1983  | Clemson                 | 80-75  | L       | 1-6   |
| Dec. 14, 1984  | Southern                | 80-79  | W - 2OT | 2-6   |
| Jan. 4, 1988   | UAB                     | 71-67  | W       | 3-6   |
| Jan. 20, 1990  | at Florida              | 87-91  | L       | 3-7   |
| March 3, 1992  | at Memphis              | 82-81  | L       | 3-8   |
| Jan. 3, 1996   | South Carolina          | 62-61  | W       | 4-8   |
| Nov. 20, 1998  | at Southern Mississippi | 98-94  | W       | 5-8   |
| Jan. 27, 2000  | Auburn                  | 74-68  | W       | 6-8   |
| Dec. 16, 2001  | Montana                 | 78-73  | W       | 7-8   |
| Jan. 24, 2002  | Arkansas                | 85-82  | W       | 8-8   |
| Feb. 29, 2004  | Alabama                 | 81-78  | W       | 9-8   |
| Feb. 3, 2005   | Vanderbilt              | 106-98 | L - 2OT | 9-9   |
| Feb. 27, 2005  | Auburn                  | 75-68  | W       | 10-9  |
| Nov. 30, 2006  | Florida State           | 65-60  | W       | 11-9  |
| Jan. 25, 2007  | at Kentucky             | 83-75  | W - 2OT | 12-9  |
| Feb. 18, 2007  | Mississippi             | 84-86  | L       | 12-10 |
| Feb. 25, 2007  | at South Carolina       | 66-72  | L       | 12-11 |
| Feb. 7, 2010   | at Florida              | 78-80  | L - 2OT | 12-12 |
| Dec. 30, 2010  | at Lehigh               | 59-68  | L       | 12-13 |
| Feb. 12, 2012  | Ole Miss                | 53-50  | W       | 13-13 |
| Jan. 23, 2014  | at Ole Miss             | 87-85  | L       | 13-14 |
| Feb. 20, 2014  | at Alabama              | 72-64  | L       | 13-15 |
| Feb. 23, 2014  | Ole Miss                | 72-70  | W       | 14-15 |
| Feb. 27, 2014  | Kentucky                | 81-74  | L       | 14-16 |
| March 24, 2014 | Southern Miss [WNIT]    | 74-66  | W - 2OT | 15-16 |

## SOUTHEASTERN CONFERENCE OPENERS

|               |                   |       |   |      |
|---------------|-------------------|-------|---|------|
| Jan. 3, 1983  | at Auburn         | 77-59 | L | 0-1  |
| Jan. 12, 1984 | at Auburn         | 72-47 | L | 0-2  |
| Jan. 7, 1985  | at Auburn         | 79-49 | L | 0-3  |
| Jan. 2, 1986  | Alabama           | 57-44 | L | 0-4  |
| Jan. 14, 1987 | Mississippi       | 68-51 | L | 0-5  |
| Jan. 7, 1988  | at Kentucky       | 68-61 | W | 1-5  |
| Jan. 11, 1989 | at Auburn         | 77-35 | L | 1-6  |
| Jan. 10, 1990 | Auburn            | 83-48 | L | 1-7  |
| Jan. 2, 1991  | at Tennessee      | 91-63 | L | 1-8  |
| Dec. 18, 1991 | at Florida        | 66-64 | W | 2-8  |
| Dec. 1, 1992  | Florida           | 74-58 | W | 3-8  |
| Dec. 8, 1993  | South Carolina    | 97-83 | W | 4-8  |
| Dec. 8, 1994  | at South Carolina | 63-56 | L | 4-9  |
| Dec. 4, 1995  | at LSU            | 85-64 | L | 4-10 |
| Dec. 3, 1996  | LSU               | 77-76 | L | 4-11 |
| Dec. 14, 1997 | at Vanderbilt     | 78-47 | L | 4-12 |
| Dec. 6, 1998  | Vanderbilt        | 89-51 | W | 5-12 |
| Jan. 6, 2000  | at Florida        | 85-72 | L | 5-13 |
| Jan. 4, 2001  | Florida           | 82-70 | L | 5-14 |
| Jan. 31, 2002 | at Kentucky       | 59-54 | W | 6-14 |
| Jan. 9, 2003  | at South Carolina | 83-79 | L | 6-15 |
| Jan. 8, 2004  | at Georgia        | 88-70 | L | 6-16 |
| Jan. 6, 2005  | at South Carolina | 55-48 | W | 7-16 |
| Jan. 5, 2006  | Arkansas          | 66-45 | L | 7-17 |
| Jan. 7, 2007  | at Arkansas       | 81-73 | W | 8-17 |
| Jan. 10, 2008 | at Vanderbilt     | 72-50 | L | 8-18 |
| Jan. 8, 2009  | at Florida        | 80-66 | L | 8-19 |
| Jan. 3, 2010  | at Auburn         | 73-58 | W | 9-19 |
| Jan. 6, 2011  | at Vanderbilt     | 65-44 | L | 9-20 |
| Jan. 5, 2012  | LSU               | 53-48 | L | 9-21 |
| Jan. 3, 2013  | at Vanderbilt     | 92-41 | L | 9-22 |
| Jan. 2, 2014  | at Florida        | 82-72 | L | 9-23 |

## SEASON OPENERS

|               |                         |        |   |       |
|---------------|-------------------------|--------|---|-------|
| Nov. 25, 1974 | Prentiss CC             | 63-31  | W | 1-0   |
| Dec. 2, 1975  | at Delta State          | 119-47 | L | 1-1   |
| Nov. 29, 1976 | Troy                    | 70-61  | W | 2-1   |
| Nov. 11, 1977 | at Vanderbilt           | 66-81  | L | 2-2   |
| Nov. 9, 1978  | at North Alabama        | 78-36  | W | 3-2   |
| Nov. 19, 1979 | Montevallo              | 88-56  | W | 4-2   |
| Nov. 14, 1980 | Troy                    | 77-64  | W | 5-2   |
| Dec. 1, 1981  | Louisiana-Lafayette     | 71-51  | W | 6-2   |
| Nov. 29, 1982 | New Orleans             | 91-72  | W | 7-2   |
| Nov. 28, 1983 | Tuskegee                | 84-63  | W | 8-2   |
| Nov. 22, 1984 | vs. Oregon State        | 72-69  | L | 8-3   |
| Nov. 27, 1985 | at Illinois-Chicago     | 59-51  | L | 8-4   |
| Nov. 28, 1986 | vs. Seton Hall          | 56-50  | L | 8-5   |
| Nov. 27, 1987 | vs. Michigan State      | 63-53  | W | 9-5   |
| Nov. 25, 1988 | at Mississippi College  | 76-69  | L | 9-6   |
| Nov. 24, 1989 | vs. Texas State         | 72-70  | W | 10-6  |
| Nov. 23, 1990 | at DePaul               | 78-54  | L | 10-7  |
| Nov. 25, 1991 | William Carey           | 76-75  | W | 11-7  |
| Dec. 1, 1992  | Florida                 | 74-58  | W | 12-7  |
| Nov. 26, 1993 | West Alabama            | 95-49  | W | 13-7  |
| Nov. 25, 1994 | vs. Grambling           | 112-91 | L | 13-8  |
| Nov. 24, 1995 | vs. New Orleans         | 84-66  | W | 14-8  |
| Nov. 22, 1996 | at Southern Mississippi | 80-73  | L | 14-9  |
| Nov. 18, 1997 | at Troy                 | 72-69  | L | 14-10 |
| Nov. 16, 1998 | Grambling               | 79-75  | W | 15-10 |
| Nov. 19, 1999 | at New Orleans          | 86-65  | W | 16-10 |
| Nov. 21, 2000 | at Memphis              | 88-82  | L | 16-11 |
| Nov. 16, 2001 | Alabama A&M             | 88-42  | W | 17-11 |
| Nov. 15, 2002 | South Alabama           | 87-61  | W | 18-11 |
| Nov. 21, 2003 | at Baylor               | 88-45  | L | 18-12 |
| Nov. 19, 2004 | New Orleans             | 91-50  | W | 19-12 |
| Nov. 18, 2005 | Southeastern Louisiana  | 71-55  | W | 20-12 |
| Nov. 10, 2006 | Troy                    | 74-43  | W | 21-12 |
| Nov. 9, 2007  | Southeastern Louisiana  | 71-55  | W | 22-12 |
| Nov. 18, 2008 | Arkansas-Pine Bluff     | 94-52  | W | 23-12 |
| Nov. 13, 2009 | Arkansas-Pine Bluff     | 106-48 | W | 24-12 |
| Nov. 12, 2010 | USC Upstate             | 87-53  | W | 25-12 |
| Nov. 11, 2011 | Jacksonville State      | 78-41  | W | 26-12 |
| Nov. 9, 2012  | Houston                 | 72-66  | W | 27-12 |
| Nov. 8, 2013  | at Houston              | 76-68  | W | 28-12 |

|   |                            |               |
|---|----------------------------|---------------|
| <b>OVERALL TELEVISION RECORD:</b>       |                            | 42-72         |
| <b>ACN</b> (1-0)                        |                            |               |
| Feb. 25, 1999                           | vs. Arkansas               | W, 79-70      |
| <b>CBS</b> (0-1)                        |                            |               |
| Jan. 4, 2004                            | vs. Illinois               | L, 72-75      |
| <b>COLLEGE SPORTS SOUTHEAST</b> (0-1)   |                            |               |
| March 1, 2001                           | vs. Arkansas               | L, 76-94      |
| <b>CSS</b> (7-12)                       |                            |               |
| Jan. 20, 2000                           | Arkansas                   | W, 69-56      |
| Jan. 27, 2000                           | Auburn                     | W, 74-68 (OT) |
| Feb. 2, 2000                            | at Ole Miss                | W, 66-60      |
| March 2, 2000                           | vs. Ole Miss               | W, 75-59      |
| Jan. 25, 2001                           | at Auburn                  | L, 48-78      |
| Feb. 1, 2001                            | Ole Miss                   | L, 57-74      |
| Jan. 31, 2002                           | at Georgia                 | W, 72-71      |
| Feb. 10, 2002                           | at Vanderbilt              | L, 53-72      |
| Feb. 28, 2002                           | vs. Kentucky               | L, 72-75      |
| Jan. 11, 2007                           | vs. Georgia                | L, 61-74      |
| Feb. 7, 2008                            | Tennessee                  | L, 69-87      |
| Jan. 15, 2009                           | Tennessee                  | L, 56-63      |
| Jan. 7, 2010                            | Vanderbilt                 | W, 90-76      |
| Jan. 10, 2010                           | Tennessee                  | L, 48-75      |
| Jan. 27, 2011                           | at Tennessee               | L, 55-81      |
| Feb. 16, 2012                           | Tennessee                  | L, 41-57      |
| Jan. 31, 2013                           | at Tennessee               | L, 45-88      |
| Jan. 16, 2014                           | Tennessee                  | L, 63-67      |
| Feb. 2, 2014                            | Georgia                    | W, 80-67      |
| <b>COX SPORTS</b> (1-4)                 |                            |               |
| Feb. 22, 2004                           | at LSU                     | L, 61-78      |
| Jan. 20, 2008                           | at LSU                     | L, 31-84      |
| Jan. 22, 2009                           | at LSU                     | W, 38-36      |
| Feb. 9, 2012                            | at LSU                     | L, 49-53      |
| Jan. 13, 2013                           | at LSU                     | L, 42-62      |
| <b>ESPN</b> (1-2)                       |                            |               |
| Nov. 23, 2001                           | vs. Iowa State             | L, 74-87      |
| March 24, 2003                          | at New Mexico              | L, 61-73      |
| Mar. 21, 2010                           | vs. Middle Tennessee State | W, 68-64      |
| <b>ESPN2</b> (4-6)                      |                            |               |
| March 5, 2000                           | vs. Tennessee              | L, 67-70      |
| March 19, 2000                          | vs. UAB                    | L, 72-78      |
| Jan. 15, 2001                           | at Tennessee               | L, 59-66      |
| March 22, 2003                          | vs. Manhattan              | W, 73-47      |
| Feb. 8, 2004                            | Ole Miss                   | L, 62-78      |
| Mar. 21, 2009                           | Texas                      | W, 71-63      |
| Mar. 23, 2009                           | Ohio State                 | L, 58-64      |
| Feb. 14, 2010                           | Ole Miss                   | W, 73-54      |
| Mar. 23, 2010                           | vs. Ohio State             | W, 87-67      |
| Mar. 28, 2010                           | vs. Florida State          | L, 71-74      |
| <b>ESPN FC</b> (1-1)                    |                            |               |
| March 15, 2002                          | vs. Boston College         | W, 65-59      |
| March 17, 2002                          | at Texas Tech              | L, 55-77      |
| <b>ESPNU</b> (1-2)                      |                            |               |
| Feb. 4, 2010                            | Alabama                    | W, 77-44      |
| Jan. 30, 2011                           | Florida                    | L, 60-67      |
| Feb. 26, 2012                           | Kentucky                   | L, 40-76      |
| <b>FOX SPORTS SOUTH NATIONAL</b> (6-11) |                            |               |
| March 2, 2008                           | LSU                        | L, 49-64      |
| Jan. 18, 2009                           | at Kentucky                | W, 52-45      |
| Jan. 17, 2010                           | Florida                    | L, 52-55      |
| Jan. 28, 2010                           | Georgia                    | W, 74-66      |
| Mar. 5, 2010                            | Georgia                    | W, 67-52      |
| Mar. 6, 2010                            | Kentucky                   | L, 65-76      |
| Jan. 9, 2011                            | Arkansas                   | L, 56-61      |
| Jan. 13, 2011                           | LSU                        | L, 55-72      |
| Jan. 16, 2011                           | at Kentucky                | L, 60-72      |

|                                     |                    |               |
|-------------------------------------|--------------------|---------------|
| Jan. 23, 2011                       | at Georgia         | L, 58-78      |
| Mar. 3, 2011                        | vs. Auburn         | W, 49-47      |
| Mar. 4, 2011                        | vs. Vanderbilt     | L, 55-69      |
| Jan. 8, 2012                        | at Kentucky        | L, 40-88      |
| Jan. 12, 2012                       | at Alabama         | W, 66-61      |
| Feb. 12, 2012                       | Ole Miss           | W, 53-50 (OT) |
| March 1, 2012                       | vs. Vanderbilt     | L, 51-67      |
| March 6, 2013                       | vs. Alabama        | L, 36-63      |
| <b>JEFFERSON PILOT</b> (0-1)        |                    |               |
| Jan. 15, 1995                       | Kentucky           | L, 53-65      |
| <b>SEC-TV</b> (15-21)               |                    |               |
| Feb. 16, 1997                       | Kentucky           | L, 57-74      |
| Feb. 22, 1998                       | at Florida         | L, 68-74      |
| Jan. 3, 1999                        | LSU                | L, 61-68      |
| Feb. 26, 1999                       | vs. Georgia        | L, 66-72      |
| Feb. 20, 2000                       | Florida            | W, 66-57      |
| March 3, 2000                       | vs. Auburn         | W, 66-56      |
| March 4, 2000                       | vs. Georgia        | W, 62-61      |
| Dec. 3, 2000                        | GEORGIA TECH       | W, 88-68      |
| Jan. 7, 2001                        | LSU                | L, 63-70      |
| Feb. 4, 2001                        | Georgia            | L, 74-78      |
| Jan. 27, 2002                       | at Ole Miss        | W, 87-66      |
| Jan. 9, 2003                        | at South Carolina  | L, 79-83      |
| Feb. 9, 2003                        | LSU                | L, 72-77      |
| March 7, 2003                       | vs. South Carolina | W, 79-75      |
| March 8, 2003                       | vs. Tennessee      | L, 75-76      |
| Jan. 18, 2004                       | at Ole Miss        | L, 60-69      |
| March 4, 2004                       | vs. Arkansas       | W, 79-74      |
| March 5, 2004                       | vs. Tennessee      | L, 57-67      |
| Jan. 27, 2005                       | at Ole Miss        | L, 64-72      |
| Feb. 24, 2005                       | at Kentucky        | W, 71-55      |
| March 3, 2005                       | vs. Arkansas       | L, 73-80      |
| March 2, 2006                       | vs. Florida        | L, 83-98      |
| Feb. 1, 2007                        | vs. Arkansas       | W, 80-75      |
| Feb. 22, 2007                       | at Alabama         | W, 89-70      |
| March 1, 2007                       | vs. Florida        | L, 66-72      |
| Feb. 10, 2008                       | vs. Florida        | W, 83-71      |
| Feb. 24, 2008                       | at Tennessee       | L, 46-72      |
| March 6, 2008                       | vs. Ole Miss       | L, 49-54      |
| Jan. 25, 2009                       | Arkansas           | L, 62-65      |
| Feb. 12, 2009                       | at Ole Miss        | W, 66-50      |
| Mar. 5, 2009                        | vs. South Carolina | W, 49-39      |
| Mar. 6, 2009                        | vs. LSU            | L, 58-63      |
| Feb. 13, 2011                       | South Carolina     | L, 53-60      |
| Jan. 29, 2012                       | at South Carolina  | L, 43-69      |
| Feb. 10, 2013                       | at Missouri        | W, 61-56      |
| Feb. 16, 2014                       | Vanderbilt         | W, 64-62      |
| <b>SUN SPORTS</b> (2-3)             |                    |               |
| Feb. 18, 2001                       | at Florida         | W, 79-75      |
| Feb. 11, 2007                       | at Florida         | W, 79-74      |
| Feb. 20, 2011                       | at Florida         | L, 63-78      |
| Jan. 10, 2013                       | vs. Florida        | L, 55-61      |
| Jan. 2, 2014                        | at Florida         | L, 72-82      |
| <b>SPORTS CHANNEL FLORIDA</b> (0-2) |                    |               |
| Jan. 15, 1990                       | at Kentucky        | L, 61-86      |
| Jan. 19, 1991                       | Florida            | L, 71-74      |
| <b>SPORTS SOUTH</b> (3-5)           |                    |               |
| Jan. 17, 1993                       | at Vanderbilt      | L, 44-108     |
| Feb. 17, 1996                       | at Kentucky        | L, 60-78      |
| Feb. 3, 2013                        | vs. Arkansas       | W, 47-44      |
| Feb. 17, 2013                       | vs. LSU            | L, 41-63      |
| Jan. 26, 2014                       | Missouri           | W, 69-62      |
| March 2, 2014                       | at Georgia         | L, 48-77      |
| March 5, 2014                       | vs. Missouri       | W, 73-70      |
| March 6, 2014                       | vs. Florida        | L, 67-71      |

## ALL TIME ON TELEVISION BY OPPONENT

|                |      |                  |      |
|----------------|------|------------------|------|
| Alabama        | 3-1  | LSU              | 1-11 |
| UAB            | 0-1  | Manhattan        | 1-0  |
| Arkansas       | 5-4  | Middle Tennessee | 1-0  |
| Auburn         | 3-1  | Mississippi      | 6-5  |
| Boston College | 1-0  | Missouri         | 3-0  |
| Florida        | 4-10 | New Mexico       | 0-1  |
| Florida State  | 0-1  | Ohio State       | 1-1  |
| Georgia        | 5-5  | South Carolina   | 2-3  |
| Georgia Tech   | 1-0  | Tennessee        | 0-12 |
| Illinois       | 0-1  | Texas            | 1-0  |
| Iowa State     | 0-1  | Texas Tech       | 0-1  |
| Kentucky       | 2-9  | Vanderbilt       | 2-4  |

## ALL-TIME VS. THE TOP 25

|             |              |              |
|-------------|--------------|--------------|
| #1.....0-10 | #10.....0-9  | #19.....1-11 |
| #2.....2-9  | #11.....2-8  | #20.....4-7  |
| #3.....0-13 | #12.....2-10 | #21.....2-6  |
| #4.....1-9  | #13.....0-12 | #22.....4-4  |
| #5.....0-14 | #14.....2-10 | #23.....0-2  |
| #6.....0-9  | #15.....3-12 | #24.....0-6  |
| #7.....1-5  | #16.....3-10 | #25.....3-4  |
| #8.....2-3  | #17.....3-7  |              |
| #9.....2-12 | #18.....3-9  |              |

Overall Record vs. Ranked Teams .....40-211

Overall Record Ranked vs. Ranked ..... 8-16

### Single Season

Most Wins Versus Ranked ..... 7 (2001-02)

Most Ranked Teams Faced..... 13 (2001-02)

### Associated Press Poll History

First-Ever Ranking.....Jan. 9, 2000

Number of Weeks Ranked .....24

Highest Ranking (at anytime) ..... 10 (2003)

Highest Ranking (end of year)..... 12 (2000)

## YEAR-BY-YEAR VERSUS RANKED OPPONENTS

date rank opponent result msu rank

### 1976-77 (0-4)

|         |     |                   |          |    |
|---------|-----|-------------------|----------|----|
| Dec. 4  | #6  | Mercer            | L, 79-96 | NR |
| Jan. 17 | #3  | Delta State       | L, 56-79 | NR |
| Jan. 29 | #18 | Mississippi Coll. | L, 82-88 | NR |
| Feb. 15 | #2  | at Delta State    | L, 66-90 | NR |

### 1977-78 (0-3)

|         |     |                   |          |    |
|---------|-----|-------------------|----------|----|
| Dec. 16 | #13 | Stephen F. Austin | L, 60-68 | NR |
| Feb. 1  | #4  | at Delta State    | L, 50-92 | NR |
| Feb. 20 | #3  | Delta State       | L, 73-93 | NR |

### 1978-79 (0-6)

|         |     |                |           |    |
|---------|-----|----------------|-----------|----|
| Dec. 14 | #13 | Valdosta State | L, 81-88  | NR |
| Jan. 6  | #17 | Mississippi    | L, 69-81  | NR |
| Jan. 11 | #18 | Mississippi    | L, 54-79  | NR |
| Jan. 29 | #18 | at Mississippi | L, 75-98  | NR |
| Jan. 31 | #13 | at Delta State | L, 55-108 | NR |
| Feb. 22 | #15 | Delta State    | L, 67-75  | NR |

### 1979-80 (0-2)

|         |     |                |          |    |
|---------|-----|----------------|----------|----|
| Nov. 29 | #2  | at La. Tech    | L, 54-89 | NR |
| Dec. 4  | #19 | at Mississippi | L, 56-93 | NR |

### 1980-81 (1-1)

|         |     |               |           |    |
|---------|-----|---------------|-----------|----|
| Jan. 17 | #17 | Jackson State | W, 75-74  | NR |
| Jan. 30 | #7  | Kentucky      | L, 82-106 | NR |

### 1981-82 (0-4)

|         |     |               |          |    |
|---------|-----|---------------|----------|----|
| Dec. 17 | #11 | Georgia       | L, 56-75 | NR |
| Jan. 20 | #17 | Memphis State | L, 61-75 | NR |
| Feb. 13 | #16 | Auburn        | L, 61-80 | NR |
| Feb. 20 | #18 | Mississippi   | L, 66-71 | NR |

### 1982-83 (1-5)

|         |     |                |          |    |
|---------|-----|----------------|----------|----|
| Jan. 3  | #17 | at Auburn      | L, 59-77 | NR |
| Jan. 22 | #11 | Mississippi    | L, 63-78 | NR |
| Feb. 12 | #15 | West Alabama   | W, 80-53 | NR |
| Feb. 19 | #16 | at Mississippi | L, 59-70 | NR |
| Feb. 21 | #19 | at LSU         | L, 58-83 | NR |
| Mar. 4  | #15 | Mississippi    | L, 56-59 | NR |

### 1983-84 (0-9)

|         |     |                |               |    |
|---------|-----|----------------|---------------|----|
| Dec. 16 | #15 | Clemson        | L, 75-80 (OT) | NR |
| Dec. 22 | #9  | LSU            | L, 59-86      | NR |
| Jan. 21 | #5  | at Mississippi | L, 64-76      | NR |
| Jan. 23 | #9  | at LSU         | L, 61-85      | NR |
| Jan. 28 | #19 | at Alabama     | L, 50-68      | NR |
| Feb. 11 | #13 | at Auburn      | L, 49-60      | NR |
| Feb. 18 | #7  | Mississippi    | L, 51-61      | NR |
| Feb. 20 | #9  | LSU            | L, 61-75      | NR |
| Feb. 25 | #20 | Alabama        | L, 61-69      | NR |

### 1984-85 (0-6)

|         |     |                |          |    |
|---------|-----|----------------|----------|----|
| Jan. 7  | #12 | at Auburn      | L, 49-79 | NR |
| Jan. 9  | #18 | Alabama        | L, 65-80 | NR |
| Jan. 23 | #7  | Mississippi    | L, 64-87 | NR |
| Feb. 9  | #9  | Auburn         | L, 57-78 | NR |
| Feb. 16 | #5  | Mississippi    | L, 64-90 | NR |
| Feb. 23 | #5  | at Mississippi | L, 45-88 | NR |

### 1985-86 (0-6)

|         |     |                |          |    |
|---------|-----|----------------|----------|----|
| Jan. 4  | #12 | at LSU         | L, 45-67 | NR |
| Jan. 11 | #10 | Auburn         | L, 32-82 | NR |
| Jan. 18 | #8  | at Mississippi | L, 42-82 | NR |
| Feb. 8  | #2  | at Georgia     | L, 47-87 | NR |
| Feb. 19 | #11 | Mississippi    | L, 47-69 | NR |
| Feb. 22 | #15 | Tennessee      | L, 51-72 | NR |

date rank opponent result msu rank

### 1986-87 (0-5)

|         |     |                |          |    |
|---------|-----|----------------|----------|----|
| Jan. 27 | #14 | at Vanderbilt  | L, 61-71 | NR |
| Feb. 11 | #3  | at Auburn      | L, 35-82 | NR |
| Feb. 14 | #4  | at Mississippi | L, 50-78 | NR |
| Feb. 21 | #9  | at Tennessee   | L, 53-84 | NR |
| Feb. 25 | #14 | LSU            | L, 67-79 | NR |

### 1987-88 (0-6)

|         |     |                |          |    |
|---------|-----|----------------|----------|----|
| Jan. 16 | #3  | Auburn         | L, 65-76 | NR |
| Jan. 20 | #6  | at Mississippi | L, 57-79 | NR |
| Jan. 24 | #15 | at Georgia     | L, 55-60 | NR |
| Feb. 8  | #4  | Tennessee      | L, 74-81 | NR |
| Feb. 20 | #10 | Mississippi    | L, 71-72 | NR |
| Mar. 5  | #1  | Auburn         | L, 48-78 | NR |

### 1988-89 (1-5)

|         |     |                |          |    |
|---------|-----|----------------|----------|----|
| Jan. 11 | #1  | at Auburn      | L, 35-77 | NR |
| Jan. 16 | #2  | at Tennessee   | L, 54-79 | NR |
| Jan. 25 | #8  | at Mississippi | L, 65-78 | NR |
| Feb. 4  | #12 | LSU            | W, 87-77 | NR |
| Feb. 18 | #5  | Georgia        | L, 74-83 | NR |
| Feb. 25 | #12 | Mississippi    | L, 55-79 | NR |

### 1989-90 (0-7)

|         |     |                  |           |    |
|---------|-----|------------------|-----------|----|
| Dec. 12 | #25 | at Southern Miss | L, 51-89  | NR |
| Jan. 10 | #15 | Auburn           | L, 48-83  | NR |
| Jan. 31 | #18 | Southern Miss    | L, 64-83  | NR |
| Feb. 3  | #16 | at LSU           | L, 54-92  | NR |
| Feb. 7  | #5  | Tennessee        | L, 55-76  | NR |
| Feb. 17 | #7  | at Georgia       | L, 64-101 | NR |
| Mar. 2  | #21 | LSU              | L, 49-68  | NR |

### 1990-91 (0-7)

|         |     |                |          |    |
|---------|-----|----------------|----------|----|
| Jan. 2  | #5  | at Tennessee   | L, 63-91 | NR |
| Jan. 9  | #15 | LSU            | L, 56-79 | NR |
| Jan. 12 | #16 | Mississippi    | L, 41-67 | NR |
| Jan. 26 | #7  | at Auburn      | L, 38-89 | NR |
| Feb. 13 | #14 | at Mississippi | L, 57-75 | NR |
| Feb. 16 | #3  | Georgia        | L, 59-90 | NR |
| Mar. 1  | #18 | Mississippi    | L, 56-74 | NR |

### 1991-92 (0-4)

|         |     |             |          |    |
|---------|-----|-------------|----------|----|
| Jan. 18 | #13 | Vanderbilt  | L, 52-85 | NR |
| Feb. 8  | #22 | at Alabama  | L, 66-69 | NR |
| Feb. 12 | #3  | Tennessee   | L, 56-78 | NR |
| Feb. 26 | #4  | Mississippi | L, 50-60 | NR |

### 1992-93 (0-4)

|         |     |               |           |    |
|---------|-----|---------------|-----------|----|
| Dec. 4  | #25 | at Colorado   | L, 59-95  | NR |
| Jan. 9  | #2  | at Tennessee  | L, 62-109 | NR |
| Jan. 17 | #1  | at Vanderbilt | L, 44-108 | NR |
| Jan. 30 | #9  | at Auburn     | L, 64-72  | NR |

### 1993-94 (0-6)

|         |     |             |           |    |
|---------|-----|-------------|-----------|----|
| Jan. 22 | #1  | Tennessee   | L, 62-82  | NR |
| Jan. 29 | #9  | Vanderbilt  | L, 77-88  | NR |
| Feb. 12 | #19 | Auburn      | L, 47-85  | NR |
| Feb. 19 | #17 | at Alabama  | L, 55-68  | NR |
| Feb. 23 | #24 | Mississippi | L, 63-74  | NR |
| Mar. 4  | #24 | Mississippi | L, 64-100 | NR |

date rank opponent result msu rank

### 1994-95 (0-8)

|         |     |                |           |    |
|---------|-----|----------------|-----------|----|
| Jan. 7  | #16 | Florida        | L, 47-79  | NR |
| Jan. 21 | #2  | at Tennessee   | L, 58-81  | NR |
| Jan. 29 | #9  | at Vanderbilt  | L, 60-107 | NR |
| Feb. 4  | #11 | Georgia        | L, 66-69  | NR |
| Feb. 15 | #16 | at Mississippi | L, 59-88  | NR |
| Feb. 18 | #19 | Alabama        | L, 55-76  | NR |
| Feb. 26 | #16 | at Arkansas    | L, 63-86  | NR |
| Mar. 3  | #20 | Mississippi    | L, 69-78  | NR |

### 1995-96 (3-7)

|         |     |                |          |    |
|---------|-----|----------------|----------|----|
| Nov. 25 | #22 | Duke           | L, 67-72 | NR |
| Jan. 6  | #8  | Arkansas       | W, 77-67 | NR |
| Jan. 13 | #19 | at Alabama     | L, 64-97 | NR |
| Jan. 17 | #25 | at Mississippi | L, 51-74 | NR |
| Jan. 20 | #22 | Auburn         | W, 71-67 | NR |
| Jan. 28 | #3  | at Georgia     | L, 62-97 | NR |
| Feb. 2  | #7  | Vanderbilt     | W, 67-64 | NR |
| Feb. 10 | #6  | Tennessee      | L, 76-92 | NR |
| Feb. 21 | #21 | Mississippi    | L, 68-71 | NR |
| Feb. 24 | #19 | Florida        | L, 45-95 | NR |

### 1996-97 (0-9)

|         |     |                |           |    |
|---------|-----|----------------|-----------|----|
| Dec. 29 | #20 | North Carolina | L, 49-76  | NR |
| Jan. 5  | #13 | at Arkansas    | L, 67-84  | NR |
| Jan. 10 | #6  | Alabama        | L, 52-72  | NR |
| Jan. 18 | #22 | at Auburn      | L, 59-77  | NR |
| Jan. 24 | #5  | Georgia        | L, 65-68  | NR |
| Feb. 2  | #14 | Vanderbilt     | L, 60-99  | NR |
| Feb. 9  | #9  | at Tennessee   | L, 39-104 | NR |
| Feb. 22 | #10 | Florida        | L, 71-75  | NR |
| Feb. 28 | #17 | Vanderbilt     | L, 42-70  | NR |

### 1997-98 (1-5)

|         |     |               |          |    |
|---------|-----|---------------|----------|----|
| Dec. 14 | #9  | at Vanderbilt | L, 47-78 | NR |
| Feb. 1  | #17 | at Georgia    | W, 79-75 | NR |
| Feb. 5  | #11 | Vanderbilt    | L, 66-73 | NR |
| Feb. 9  | #1  | Tennessee     | L, 52-74 | NR |
| Feb. 22 | #12 | at Florida    | L, 68-74 | NR |
| Feb. 27 | #1  | Tennessee     | L, 60-88 | NR |

### 1998-99 (2-5)

|         |     |                  |          |    |
|---------|-----|------------------|----------|----|
| Dec. 8  | #20 | Vanderbilt       | W, 71-66 | NR |
| Dec. 29 | #16 | at Virginia Tech | L, 52-73 | NR |
| Jan. 17 | #19 | Alabama          | L, 59-75 | NR |
| Jan. 24 | #20 | at Auburn        | L, 46-57 | NR |
| Jan. 31 | #4  | Georgia          | W, 78-72 | NR |
| Feb. 6  | #1  | at Tennessee     | L, 53-94 | NR |
| Feb. 26 | #14 | Georgia          | L, 66-72 | NR |

### 1999-00 (4-4)

|         |     |                |               |    |
|---------|-----|----------------|---------------|----|
| Nov. 22 | #2  | Louisiana Tech | W, 74-72      | NR |
| Jan. 9  | #16 | at LSU         | L, 54-61      | 20 |
| Jan. 27 | #11 | Auburn         | W, 74-68 (OT) | 20 |
| Feb. 6  | #3  | Georgia        | L, 67-83      | 20 |
| Feb. 17 | #2  | Tennessee      | L, 75-79      | 22 |
| Mar. 3  | #12 | Auburn         | W, 66-56      | 17 |
| Mar. 4  | #2  | Georgia        | W, 62-61      | 17 |
| Mar. 5  | #3  | Tennessee      | L, 67-70      | 17 |

### 2000-01 (2-6)

|         |     |              |          |    |
|---------|-----|--------------|----------|----|
| Dec. 7  | #12 | at La. Tech  | L, 65-83 | 14 |
| Jan. 4  | #14 | Florida      | L, 70-82 | 17 |
| Jan. 7  | #11 | LSU          | L, 63-70 | 17 |
| Jan. 15 | #2  | at Tennessee | L, 59-66 | 21 |
| Jan. 28 | #11 | at LSU       | L, 54-78 | NR |
| Feb. 4  | #5  | Georgia      | L, 74-78 | NR |
| Feb. 8  | #18 | Vanderbilt   | W, 71-62 | NR |
| Feb. 18 | #9  | at Florida   | W, 79-75 | NR |



# MSU vs. RANKED OPPONENTS



| date                 | rank | opponent         | result   | msu rank |
|----------------------|------|------------------|----------|----------|
| <b>2001-02 (7-6)</b> |      |                  |          |          |
| Nov. 21              | #22  | Maryland         | W, 71-61 | NR       |
| Nov. 23              | #6   | at Iowa State    | L, 74-87 | NR       |
| Dec. 21              | #18  | N.C. State       | W, 71-58 | NR       |
| Jan. 6               | #14  | South Carolina   | L, 64-79 | NR       |
| Jan. 13              | #15  | Georgia          | W, 84-82 | NR       |
| Jan. 20              | #19  | at Auburn        | L, 61-81 | NR       |
| Jan. 31              | #19  | at Georgia       | W, 72-71 | NR       |
| Feb. 3               | #25  | Auburn           | W, 76-57 | NR       |
| Feb. 10              | #6   | at Vanderbilt    | L, 53-72 | 25       |
| Feb. 14              | #3   | at Tennessee     | L, 78-80 | NR       |
| Feb. 24              | #16  | Florida          | W, 83-63 | NR       |
| Mar. 15              | #21  | vs. Boston Coll. | W, 65-59 | NR       |
| Mar. 17              | #17  | vs. Texas Tech   | L, 55-77 | NR       |

| date                 | rank | opponent       | result   | msu rank |
|----------------------|------|----------------|----------|----------|
| <b>2002-03 (5-6)</b> |      |                |          |          |
| Nov. 20              | #14  | at Penn State  | L, 66-82 | 20       |
| Nov. 22              | #18  | Cincinnati     | W, 76-70 | 20       |
| Jan. 9               | #13  | at S. Carolina | L, 79-83 | 14       |
| Jan. 12              | #14  | Vanderbilt     | W, 78-75 | 14       |
| Jan. 26              | #4   | at Tennessee   | L, 68-82 | 14       |
| Feb. 6               | #17  | at Georgia     | L, 71-76 | 12       |
| Feb. 9               | #4   | LSU            | L, 72-77 | 12       |
| Feb. 20              | #15  | at Arkansas    | W, 72-59 | 14       |
| Feb. 27              | #14  | Georgia        | W, 76-71 | 12       |
| Mar. 7               | #16  | South Carolina | W, 79-75 | 10       |
| Mar. 8               | #3   | Tennessee      | L, 75-76 | 10       |

| date                 | rank | opponent          | result   | msu rank |
|----------------------|------|-------------------|----------|----------|
| <b>2003-04 (1-8)</b> |      |                   |          |          |
| Nov. 29              | #24  | vs. Virginia Tech | L, 56-63 | NR       |
| Dec. 14              | #12  | at La. Tech       | L, 65-94 | NR       |
| Jan. 8               | #12  | at Georgia        | L, 70-88 | NR       |
| Jan. 11              | #5   | Tennessee         | L, 53-61 | NR       |
| Jan. 29              | #22  | at Auburn         | L, 53-80 | NR       |
| Feb. 12              | #20  | Florida           | W, 88-76 | NR       |
| Feb. 22              | #15  | at LSU            | L, 61-78 | NR       |
| Feb. 26              | #24  | at Vanderbilt     | L, 64-87 | NR       |
| Mar. 5               | #1   | vs. Tennessee     | L, 57-67 | NR       |

| date                 | rank | opponent       | result          | msu rank |
|----------------------|------|----------------|-----------------|----------|
| <b>2004-05 (1-5)</b> |      |                |                 |          |
| Nov. 23              | #9   | Baylor         | L, 49-66        | NR       |
| Nov. 30              | #20  | Louisiana Tech | W, 72-55        | NR       |
| Jan. 23              | #21  | Georgia        | L, 57-67        | NR       |
| Feb. 3               | #20  | Vanderbilt     | L, 98-106 (2OT) | NR       |
| Feb. 6               | #1   | LSU            | L, 40-67        | NR       |
| Feb. 24              | #5   | Tennessee      | L, 56-78        | NR       |

| date                 | rank | opponent        | result   | msu rank |
|----------------------|------|-----------------|----------|----------|
| <b>2005-06 (0-7)</b> |      |                 |          |          |
| Nov. 26              | #15  | vs. Arizona St. | L, 48-70 | NR       |
| Dec. 20              | #20  | Purdue          | L, 42-61 | NR       |
| Jan. 12              | #21  | at Vanderbilt   | L, 48-87 | NR       |
| Jan. 15              | #1   | Tennessee       | L, 56-79 | NR       |
| Jan. 19              | #13  | at Georgia      | L, 42-81 | NR       |
| Feb. 26              | #3   | at LSU          | L, 48-62 | NR       |
| Mar. 2               | #23  | vs. Florida     | L, 83-98 | NR       |

| date                 | rank | opponent       | result   | msu rank |
|----------------------|------|----------------|----------|----------|
| <b>2006-07 (2-5)</b> |      |                |          |          |
| Dec. 16              | #13  | at Purdue      | L, 49-75 | NR       |
| Jan. 7               | #20  | at Arkansas    | W, 81-73 | NR       |
| Jan. 11              | #15  | Georgia        | L, 61-74 | NR       |
| Jan. 14              | #5   | LSU            | L, 50-77 | NR       |
| Jan. 18              | #4   | at Tennessee   | L, 44-73 | NR       |
| Jan. 28              | #22  | at Mississippi | W, 73-71 | NR       |
| Feb. 15              | #12  | Vanderbilt     | L, 64-84 | NR       |

| date                 | rank | opponent  | result   | msu rank |
|----------------------|------|-----------|----------|----------|
| <b>2007-08 (0-6)</b> |      |           |          |          |
| Nov. 22              | #10  | Oklahoma  | L, 73-88 | NR       |
| Jan. 20              | #8   | LSU       | L, 31-84 | NR       |
| Feb. 7               | #2   | Tennessee | L, 69-87 | NR       |
| Feb. 17              | #24  | Georgia   | L, 56-60 | NR       |
| Feb. 24              | #3   | Tennessee | L, 46-72 | NR       |
| Mar. 2               | #6   | LSU       | L, 49-64 | NR       |

| date                 | rank | opponent    | result   | msu rank |
|----------------------|------|-------------|----------|----------|
| <b>2008-09 (1-6)</b> |      |             |          |          |
| Dec. 30              | #14  | at Maryland | L, 73-80 | NR       |
| Jan. 8               | #18  | Florida     | L, 66-80 | NR       |
| Jan. 15              | #13  | Tennessee   | L, 56-63 | NR       |
| Feb. 15              | #4   | Auburn      | L, 58-63 | NR       |
| Feb. 22              | #13  | Tennessee   | L, 68-82 | NR       |
| Mar. 21              | #25  | Texas       | W, 71-63 | NR       |
| Mar. 23              | #10  | Ohio State  | L, 58-64 | NR       |

| date                 | rank | opponent          | result   | msu rank |
|----------------------|------|-------------------|----------|----------|
| <b>2009-10 (5-7)</b> |      |                   |          |          |
| Nov. 27              | #13  | vs. Texas         | L, 55-73 | 19       |
| Dec. 20              | #12  | at Xavier         | L, 60-81 | NR       |
| Jan. 7               | #17  | Vanderbilt        | W, 90-76 | NR       |
| Jan. 10              | #4   | Tennessee         | L, 48-75 | NR       |
| Jan. 24              | #21  | at Vanderbilt     | W, 65-56 | NR       |
| Jan. 28              | #9   | Georgia           | W, 74-66 | NR       |
| Jan. 31              | #23  | Kentucky          | L, 59-69 | NR       |
| Feb. 28              | #20  | LSU               | L, 47-76 | NR       |
| Mar. 5               | #22  | vs. Georgia       | W, 67-52 | NR       |
| Mar. 6               | #18  | vs. Kentucky      | L, 65-76 | NR       |
| Mar. 23              | #8   | vs. Ohio State    | W, 87-67 | NR       |
| Mar. 28              | #10  | vs. Florida State | L, 71-74 | NR       |

| date                 | rank | opponent     | result   | msu rank |
|----------------------|------|--------------|----------|----------|
| <b>2010-11 (0-5)</b> |      |              |          |          |
| Dec. 17              | #5   | Xavier       | L, 36-61 | NR       |
| Jan. 9               | #25  | Arkansas     | L, 56-61 | NR       |
| Jan. 16              | #19  | at Kentucky  | L, 60-72 | NR       |
| Jan. 23              | #24  | at Georgia   | L, 58-78 | NR       |
| Jan. 27              | #5   | at Tennessee | L, 55-81 | NR       |

| date                 | rank | opponent  | result   | msu rank |
|----------------------|------|-----------|----------|----------|
| <b>2011-12 (0-6)</b> |      |           |          |          |
| Nov. 20              | #6   | Texas A&M | L, 47-93 | NR       |
| Jan. 8               | #11  | Kentucky  | L, 40-88 | NR       |
| Jan. 15              | #19  | Georgia   | L, 51-68 | NR       |
| Feb. 2               | #21  | Georgia   | L, 60-70 | NR       |
| Feb. 16              | #10  | Tennessee | L, 57-41 | NR       |
| Feb. 26              | #10  | Kentucky  | L, 40-76 | NR       |

| date                 | rank | opponent       | result    | msu rank |
|----------------------|------|----------------|-----------|----------|
| <b>2012-13 (1-5)</b> |      |                |           |          |
| Jan. 6               | #15  | South Carolina | L, 46-60  | NR       |
| Jan. 17              | #5   | Kentucky       | L, 47-100 | NR       |
| Jan. 24              | #16  | Texas A&M      | L, 33-81  | NR       |
| Jan. 31              | #9   | Tennessee      | L, 45-88  | NR       |
| Feb. 24              | #15  | South Carolina | L, 43-58  | NR       |
| Feb. 28              | #11  | Georgia        | W, 50-38  | NR       |

| date                 | rank | opponent       | result        | msu rank |
|----------------------|------|----------------|---------------|----------|
| <b>2013-14 (2-5)</b> |      |                |               |          |
| Jan. 12              | #25  | at Arkansas    | W, 54-50      | NR       |
| Jan. 16              | #10  | Tennessee      | L, 63-67      | NR       |
| Jan. 19              | #21  | at Texas A&M   | L, 35-73      | NR       |
| Jan. 30              | #14  | at LSU         | L, 56-65      | NR       |
| Feb. 6               | #6   | South Carolina | L, 64-71      | NR       |
| Feb. 16              | #16  | Vanderbilt     | W, 64-62      | NR       |
| Feb. 27              | #12  | Kentucky       | L, 74-81 (OT) | NR       |

## ALL-TIME VERSUS #1 (0-10)

| date          | opponent   | location          | outcome | score  | msu rank |
|---------------|------------|-------------------|---------|--------|----------|
| March 5, 1988 | Auburn     | Albany, Ga.       | L       | 48-78  | NR       |
| Jan. 11, 1988 | Auburn     | Auburn, Ala.      | L       | 35-77  | NR       |
| Jan. 17, 1993 | Vanderbilt | Nashville, Tenn.  | L       | 44-108 | NR       |
| Jan. 22, 1994 | Tennessee  | Starkville, Miss. | L       | 62-82  | NR       |
| Feb. 9, 1998  | Tennessee  | Starkville, Miss. | L       | 52-74  | NR       |
| Feb. 27, 1998 | Tennessee  | Columbus, Ga.     | L       | 60-88  | NR       |
| Feb. 6, 1999  | Tennessee  | Knoxville, Tenn.  | L       | 53-94  | NR       |
| March 5, 2004 | Tennessee  | Nashville, Tenn.  | L       | 57-67  | NR       |
| Feb. 6, 2005  | LSU        | Starkville, Miss. | L       | 40-67  | NR       |
| Jan. 15, 2006 | Tennessee  | Starkville, Miss. | L       | 56-79  | NR       |

## RANKED RECORDS BY TEAM

|                     |      |                           |      |
|---------------------|------|---------------------------|------|
| Alabama.....        | 0-9  | Mercer.....               | 0-1  |
| Arizona State.....  | 0-1  | Mississippi.....          | 1-30 |
| Arkansas.....       | 4-3  | Mississippi College.....  | 0-1  |
| Auburn.....         | 4-19 | North Carolina.....       | 0-1  |
| Baylor.....         | 0-1  | North Carolina State..... | 1-0  |
| Boston College..... | 1-0  | Ohio State.....           | 1-1  |
| Clemson.....        | 0-1  | Oklahoma.....             | 0-1  |
| Cincinnati.....     | 1-0  | Penn State.....           | 0-1  |
| Colorado.....       | 0-1  | Purdue.....               | 0-2  |
| Delta State.....    | 0-6  | Stephen F. Austin.....    | 0-1  |
| Duke.....           | 0-1  | South Carolina.....       | 1-5  |
| Florida.....        | 3-7  | Southern Miss.....        | 0-2  |
| Florida State.....  | 0-1  | Tennessee.....            | 0-35 |
| Georgia.....        | 9-21 | Texas.....                | 1-1  |
| Iowa State.....     | 0-1  | Texas A&M.....            | 0-3  |
| Jackson State.....  | 1-0  | Texas Tech.....           | 0-1  |
| Kentucky.....       | 0-8  | Valdosta State.....       | 0-1  |
| Louisiana Tech..... | 2-3  | Vanderbilt.....           | 7-14 |
| LSU.....            | 1-21 | Virginia Tech.....        | 0-2  |
| Maryland.....       | 1-1  | West Alabama.....         | 1-0  |
| Memphis State.....  | 0-1  | Xavier.....               | 0-2  |

## UPSET WINS

| date           | rank/opp         | score      | msu |
|----------------|------------------|------------|-----|
| Jan. 17, 1981  | #17 Jackson St.  | 75-74      | NR  |
| Feb. 4, 1989   | #12 LSU          | 87-77      | NR  |
| Jan. 6, 1996   | #8 Arkansas      | 77-67      | NR  |
| Jan. 20, 1996  | #22 Auburn       | 71-67      | NR  |
| Feb. 2, 1996   | #7 Vanderbilt    | 67-64      | NR  |
| Feb. 1, 1998   | #17 Georgia      | 79-75      | NR  |
| Dec. 8, 1998   | #20 Vanderbilt   | 71-66      | NR  |
| Jan. 31, 1999  | #4 Georgia       | 78-72      | NR  |
| Jan. 27, 2000  | #11 Auburn       | 74-68 (OT) | NR  |
| March 3, 2000  | #12 Auburn       | 66-56      | 17  |
| March 4, 2000  | #2 Georgia       | 62-61      | 17  |
| Feb. 8, 2001   | #18 Vanderbilt   | 71-62      | NR  |
| Feb. 18, 2001  | #9 Florida       | 79-75      | NR  |
| Nov. 21, 2001  | #22 Maryland     | 71-61      | NR  |
| Dec. 21, 2001  | #18 N.C. State   | 71-58      | NR  |
| Jan. 13, 2002  | #15 Georgia      | 84-82      | NR  |
| Jan. 31, 2002  | #19 Georgia      | 72-71      | NR  |
| Feb. 3, 2002   | #25 Auburn       | 76-57      | NR  |
| Feb. 24, 2002  | #16 Florida      | 83-63      | NR  |
| March 15, 2002 | #21 Boston Coll. | 65-59      | NR  |
| Nov. 22, 2002  | #18 Cincinnati   | 76-70      | 20  |
| Feb. 12, 2004  | #20 Florida      | 88-76      | NR  |
| Nov. 30, 2005  | #20 La. Tech     | 72-55      | NR  |
| Jan. 7, 2007   | #20 Arkansas     | 81-73      | NR  |
| Jan. 28, 2007  | #22 Mississippi  | 73-71      | NR  |
| Mar. 21, 2009  | #25 Texas        | 71-63      | NR  |
| Jan. 7, 2010   | #17 Vanderbilt   | 90-76      | NR  |
| Jan. 24, 2010  | #21 Vanderbilt   | 65-56      | NR  |
| Jan. 28, 2010  | #9 Georgia       | 74-66      | NR  |
| Mar. 5, 2010   | #22 Georgia      | 67-52      | NR  |
| Mar. 23, 2010  | #8 Ohio State    | 87-67      | NR  |
| Feb. 28, 2013  | #11 Georgia      | 50-38      | NR  |
| Jan. 12, 2014  | #25 Arkansas     | 54-50      | NR  |
| Feb. 16, 2014  | #16 Vanderbilt   | 64-62      | NR  |

## 1970-1980

Nov. 25, 1974: MSU women's basketball begins with a 63-31 win over Prentiss JC. The Lady Bulldogs went 6-13 in their first season under head coach Libba Birmingham.

Nov. 29, 1976: Peggy Collins, the Lady Bulldogs' second head coach takes over for the next eight seasons, going 97-103.

Feb. 24, 1977: Wanda "Tutti" Calhoun becomes the first Lady Bulldog to reach the 1,000-points plateau, recording 1,090 in her three-year career.

March 2-4, 1978: MSU hosts its first Lady Bulldog Classic garnering a win over Florida, 86-68 and then falling to Mississippi, 69-87.

## 1980-1990

Jan. 17, 1981: State gets its first win over a ranked team, defeating No. 17 Jackson State, 75-74.

1982-83: The Lady Bulldogs go 0-8 in their first year of Southeastern Conference play.

March 1983: Tonnette Allen becomes the first Lady Bulldog to be awarded all-SEC First Team honors.

Nov. 22, 1984: Eddie Vaughn named third head coach in the program's history.

Jan. 30, 1987: State's fourth head coach, Brenda Paul, guided MSU to its first win over an SEC team with an 81-61 victory over Kentucky at home.

March 25, 1988: The Lady Bulldogs make their first postseason appearance with a win over Montana State (67-61) in the NWIT.

Nov. 24, 1989: Jerry Henderson takes over as the program's fifth head coach.

Jan. 15, 1989: The Lady Bulldogs played their first game on television, falling 61-86 to Kentucky on Sports Channel Florida.

## 1990-2000

Aug. 24, 1991: Wanda "Tutti" Calhoun becomes the first Lady Bulldog to be inducted into the MSU Sports Hall of Fame.

Oct. 1, 1994: Former Lady Bulldog Polly Branch is inducted into the MSU Sports Hall of Fame.

1995: Sharon Fanning was named the program's sixth head coach.

May 5, 1998: Sharon Thompson becomes first Lady Bulldog to be drafted by the American Basketball League (first round, sixth pick to the San Jose Lasers).  
 March 13, 1999: Sharon Fanning leads MSU to its first NCAA Tournament appearance, falling to North Carolina State, 57-76, in the first round.

1999-2000: MSU women's basketball earned its first-ever national ranking, ending the season 12th in the Associated Press poll and 15th in the USA Today/ESPN Coaches Poll. The Lady Bulldogs also recorded their first 20-win season in history (24-8).

## 2000-Present

Dec. 16, 2000: Cynthia Hall records a triple-double by a Lady Bulldog, tallying 12 points, 10 rebounds and 12 assists against UL-Lafayette.

March 5, 2000: State appears in the SEC Tournament finals for the first time, falling to Tennessee. Sharon Fanning named SEC and Associated Press Coach of the Year.

Feb. 11, 2003: The Lady Bulldogs set a record attendance when hosting LSU at home in front of 6,055 fans.

March 3, 2003: State cracks the top 10 rankings at No. 10 in the Associated Press poll.

April 25, 2003: LaToya Thomas becomes the first athlete from the State of Mississippi to be taken as the top pick in a professional draft when the Cleveland Rockers take her in the WNBA Draft. Thomas also became the first Lady Bulldog to be named a Kodak all-American (2000) and sixth player in NCAA Division I history to be a four-time honoree of the award.

March 18, 2005: Tan White earns the Frances Pomeroy Naismith Award and closes out her career by becoming the SEC's all-time career steals leader with 372. She is the second Lady Bulldog to earn Kodak all-America honors. White was selected No. 2 by the Indiana Fever in the 2005 WNBA Draft.

Nov. 10, 2006: Head coach Sharon Fanning becomes the 29th NCAA Division I head coach to reach 500 wins. The Lady Bulldogs defeated Troy University, 74-43 in Starkville.

Mar. 21, 2009: In the fifth NCAA Tournament in school history, the 11th-seeded Lady Bulldogs knock off 6th-seeded Texas in Columbus, Ohio to advance to the second round.

Mar. 28, 2010: Mississippi State faces off with Florida State in the NCAA Regional Semifinals, the first in the history of the program. The Lady Bulldogs knocked off Middle Tennessee State and 2-seed Ohio State to advance to that point.

April 8, 2010: Chanel Mokango, Armelie Lumanu and Alexis Rack are all drafted in the WNBA Draft. Mokango is taken nine overall by the Atlanta Dream. Lumanu is taken 23rd overall by the Indiana Fever and Rack is taken 29th by the San Antonio Silver Stars.

November 30, 2011: Sharon Fanning-Otis becomes the 14th NCAA Division I coach to reach 600-career wins with a 63-47 home victory against South Alabama.

March 13, 2012: Vic Schaefer named MSU's seventh head coach.

January 26, 2014: MSU sets a new single-season attendance record during the Bulldogs' 69-62 win against Missouri. MSU ended the campaign with a home fan count of 48,733, bettering the record set in the 2002-03 season by 22,443.

March 30, 2014: In Schaefer's second season, MSU posts a 22-14 record and advances to the quarterfinals of the WNIT, the first time State has won three-straight games in a postseason tournament.

## MILESTONE GAMES

|                              |                  |           |
|------------------------------|------------------|-----------|
| First Game<br>Nov. 25, 1974  | PRENTISS CC      | W, 63-31  |
| 50th Game<br>Dec. 9, 1976    | JACKSON STATE    | L, 73-77  |
| 100th Game<br>Nov. 10, 1978  | at Florida State | W, 64-60  |
| 150th Game<br>Jan. 27, 1980  | at SE Louisiana  | L, 56-80  |
| 200th Game<br>Jan. 6, 1982   | ALABAMA          | L, 62-76  |
| 250th Game<br>Dec. 22, 1983  | vs. LSU          | L, 59-86  |
| 300th Game<br>Dec. 21, 1983  | at Virginia Tech | W, 89-87  |
| 350th Game<br>Feb. 27, 1987  | vs. Miami (FL)   | W, 81-67  |
| 400th Game<br>Jan. 11, 1989  | at Auburn        | L, 35-77  |
| 450th Game<br>Nov. 29, 1990  | at Jackson State | L, 57-61  |
| 500th Game<br>Dec. 8, 1992   | BELHAVEN         | W, 69-56  |
| 550th Game<br>Nov. 25, 1994  | GRAMBLING        | L, 91-112 |
| 600th Game<br>Feb. 17, 1996  | at Kentucky      | L, 60-78  |
| 650th Game<br>Jan. 28, 1998  | at Arkansas      | L, 70-89  |
| 700th Game<br>Jan. 9, 2000   | at LSU           | L, 54-61  |
| 750th Game<br>March 20, 2001 | JAMES MADISON    | L, 61-63  |
| 800th Game<br>Jan. 30, 2003  | ALABAMA          | W, 72-56  |
| 850th Game<br>Dec. 16, 2004  | SE LOUISIANA     | W, 71-45  |
| 900th Game<br>Nov. 10, 2006  | TROY             | W, 74-43  |
| 950th Game<br>Jan. 24, 2008  | MISSISSIPPI      | W, 57-52  |
| 1000th Game<br>Nov. 26, 2009 | vs. Texas        | L, 55-73  |

## WINS AT HUMPHREY COLISEUM

|                            |                    |       |
|----------------------------|--------------------|-------|
| First Win<br>1975          | BELHAVEN           | 63-59 |
| 25th Win<br>Nov. 9, 1979   | MONTEVALLO         | 88-56 |
| 50th Win<br>Jan. 30, 1982  | TROY               | 87-64 |
| 75th Win<br>Dec. 10, 1985  | WILLIAM CAREY      | 67-62 |
| 100th Win<br>Jan. 21, 1989 | FLORIDA            | 84-80 |
| 125th Win<br>Dec. 8, 1992  | BELHAVEN           | 69-56 |
| 150th Win<br>Jan. 9, 1996  | ARKANSAS STATE     | 76-56 |
| 175th Win<br>Feb. 11, 1999 | MISSISSIPPI        | 69-55 |
| 200th Win<br>Nov. 16, 2001 | ALABAMA A&M        | 88-42 |
| 225th Win<br>Dec. 20, 2003 | MCNEESE STATE      | 81-58 |
| 250th Win<br>Nov. 26, 2006 | MISSISSIPPI VALLEY | 80-51 |
| 300th Win<br>Nov. 11, 2011 | JACKSONVILLE STATE | 78-41 |

## OVERALL WINS

|                             |                            |        |
|-----------------------------|----------------------------|--------|
| First Win<br>Nov. 25, 1974  | Prentiss CC                | 63-31  |
| 25th Win<br>Jan. 15, 1977   | ALABAMA                    | 110-74 |
| 50th Win<br>Dec. 16, 1978   | vs. Middle Tennessee State | 2-0    |
| 75th Win<br>Dec. 3, 1980    | MEMPHIS                    | 97-89  |
| 100th Win<br>Feb. 10, 1982  | at Alcorn State            | 58-56  |
| 125th Win<br>Jan. 31, 1984  | WEST ALABAMA               | 78-44  |
| 150th Win<br>Jan. 24, 1987  | ARKANSAS-LITTLE ROCK       | 97-63  |
| 175th Win<br>March 25, 1988 | MONTANA STATE              | 67-61  |
| 200th Win<br>Dec. 30, 1990  | SOUTHERN UNIVERSITY        | 80-47  |
| 225th Win<br>Dec. 30, 1992  | MONMOUTH                   | 97-62  |
| 250th Win<br>Nov. 24, 1995  | at New Orleans             | 84-66  |
| 275th Win<br>Nov. 25, 1977  | MEMPHIS                    | 87-74  |
| 300th Win<br>Feb. 11, 1999  | MISSISSIPPI                | 69-55  |
| 325th Win<br>March 2, 2000  | MISSISSIPPI                | 75-59  |
| 350th Win<br>Dec. 4, 2001   | at New Orleans             | 100-52 |
| 375th Win<br>Jan. 6, 2003   | UAB                        | 72-50  |
| 400th Win<br>Feb. 19, 2004  | SOUTH CAROLINA             | 72-62  |
| 425th Win<br>Nov. 10, 2006  | TROY                       | 74-43  |
| 450th Win<br>Dec. 13, 2007  | at Louisiana Tech          | 63-50  |
| 500th Win<br>Mar. 5, 2010   | vs. Georgia                | 67-52  |

## SEC REGULAR SEASON WINS

|                            |               |            |
|----------------------------|---------------|------------|
| First Win<br>Jan. 30, 1987 | KENTUCKY      | 81-61      |
| 25th Win<br>Dec. 1, 1998   | at Georgia    | 79-75      |
| 50th Win<br>Jan. 31, 2002  | at Georgia    | 72-71      |
| 75th Win<br>Feb. 27, 2005  | AUBURN        | 75-68 (OT) |
| 100th Win<br>Jan. 28, 2010 | No. 9 GEORGIA | 74-66      |



## 1975-76

|   |          |
|---|----------|
| <i>Blue Mountain Classic (Blue Mountain, Miss.)</i> |          |
| vs. Northeast (Miss.) JC .....                      | W, 74-59 |
| vs. Mississippi .....                               | L, 45-84 |

### *Memphis Invitational (Memphis, Tenn.)*

|                                  |          |
|----------------------------------|----------|
| vs. Murray State .....           | W, 58-43 |
| at Memphis .....                 | L, 60-79 |
| at Memphis JV .....              | W, 72-51 |
| vs. Middle Tennessee State ..... | W, 78-73 |

### *Mississippi AIAW Tournament (Clinton, Miss.)*

|                               |           |
|-------------------------------|-----------|
| vs. Blue Mountain .....       | W, 71-61  |
| vs. Jackson State .....       | W, 60-58  |
| vs. Mississippi College ..... | L, 64-102 |
| vs. Mississippi .....         | L, 67-76  |

## 1977-78

### *Middle Tennessee State Tournament (Murfreesboro, Tenn.)*

|                                 |          |
|---------------------------------|----------|
| vs. Murray State .....          | W, 77-61 |
| at Middle Tennessee State ..... | L, 70-83 |
| vs. MUW .....                   | W, 79-68 |

### *Mississippi University for Women (Columbus, Miss.)*

|                             |          |
|-----------------------------|----------|
| vs. North Texas State ..... | W, 66-62 |
| at MUW .....                | L, 55-69 |
| vs. Stephen F. Austin ..... | L, 60-68 |
| vs. Pittsburgh .....        | W, 68-59 |

## 1978-79

### *MUW Christmas Tournament (Columbus, Miss.)*

|                                  |          |
|----------------------------------|----------|
| vs. Valdosta State .....         | L, 81-88 |
| vs. Central Missouri State ..... | L, 67-92 |
| vs. Middle Tennessee State ..... | W, 2-0   |

## 1979-80

### *UK Lady Kat Invitational (Lexington, Ky.)*

|                      |          |
|----------------------|----------|
| vs. Miami (OH) ..... | W, 79-77 |
| at Kentucky .....    | L, 68-86 |

### *Louisiana Tech Invitational (Ruston, La.)*

|                         |          |
|-------------------------|----------|
| vs. Alabama .....       | W, 75-72 |
| at Louisiana Tech ..... | L, 54-89 |

## 1980-81

### *Memphis Invitational (Memphis, Tenn.)*

|                             |            |
|-----------------------------|------------|
| vs. McNeese State .....     | W, Forfeit |
| vs. Northern Illinois ..... | W, 85-78   |
| vs. Memphis .....           | L, 81-92   |

## 1981-82

### *Lady Tiger Classic (Memphis, Tenn.)*

|                             |          |
|-----------------------------|----------|
| vs. Georgia .....           | L, 56-75 |
| vs. Northern Illinois ..... | W, 83-65 |
| at Memphis .....            | L, 73-85 |

### *Miami Christmas Classic (Miami, Fla.)*

|                          |          |
|--------------------------|----------|
| vs. Dayton .....         | L, 64-66 |
| vs. Northwestern .....   | L, 66-77 |
| vs. North Carolina ..... | W, 83-65 |

## 1982-83

### *Lady Tiger Invitational (Clemson, S.C.)*

|                             |          |
|-----------------------------|----------|
| at Clemson .....            | W, 64-59 |
| vs. Stephen F. Austin ..... | L, 46-73 |

### *Lady Razorback Invitational (Fayetteville, Ark.)*

|                                  |               |
|----------------------------------|---------------|
| vs. Middle Tennessee State ..... | L, 76-79 (OT) |
| vs. Murray State .....           | W, 77-58      |

## 1983-84

### *Converse Classic (Blacksburg, Va.)*

|                              |          |
|------------------------------|----------|
| vs. Charleston College ..... | W, 67-53 |
| at Virginia Tech .....       | W, 89-87 |
| vs. LSU .....                | L, 59-86 |

## 1984-85

### *Queen's Classic (Plainview, Texas)*

|                             |          |
|-----------------------------|----------|
| vs. Oregon State .....      | L, 69-72 |
| vs. Florida A&M .....       | L, 62-74 |
| vs. Texas-San Antonio ..... | L, 54-56 |

### *Carolina Classic (Columbia, S.C.)*

|                          |          |
|--------------------------|----------|
| vs. UNC-Asheville .....  | W, 58-57 |
| vs. South Carolina ..... | L, 60-84 |

## 1985-86

### *DePaul Invitational (Chicago, Ill.)*

|                  |          |
|------------------|----------|
| vs. Rice .....   | W, 55-50 |
| vs. DePaul ..... | L, 47-68 |

### *Wagner Classic (New York, NY)*

|                     |          |
|---------------------|----------|
| vs. Manhattan ..... | L, 32-52 |
| vs. Wagner .....    | W, 59-58 |

## 1986-87

### *Spuds Mackenzie Tournament (Las Vegas, Nevada)*

|                   |          |
|-------------------|----------|
| at UNLV .....     | L, 44-62 |
| vs. Indiana ..... | L, 52-62 |

### *Northern Lights Tournament (Anchorage, Alaska)*

|                       |          |
|-----------------------|----------|
| vs. Miami (FL) .....  | W, 81-67 |
| vs. UAB .....         | W, 63-51 |
| vs. New Orleans ..... | L, 50-54 |

### *Radisson Classic (Atlanta, Ga.)*

|                            |          |
|----------------------------|----------|
| vs. Seton Hall .....       | L, 50-56 |
| vs. UC Santa Barbara ..... | W, 75-41 |

## 1987-88

### *Georgia State Classic (Atlanta, Ga.)*

|                                  |          |
|----------------------------------|----------|
| vs. Michigan State .....         | W, 63-53 |
| vs. Middle Tennessee State ..... | L, 56-57 |

### *Memphis Classic (Memphis, Tenn.)*

|                            |          |
|----------------------------|----------|
| vs. Alaska-Anchorage ..... | W, 90-56 |
| vs. Memphis .....          | L, 77-85 |

## 1988-89

### *Memphis Classic (Memphis, Tenn.)*

|                  |          |
|------------------|----------|
| vs. UAB .....    | W, 71-65 |
| at Memphis ..... | L, 75-83 |

### *Dartmouth Invitational (Hanover, N.H.)*

|                               |          |
|-------------------------------|----------|
| vs. Fairleigh Dickinson ..... | W, 58-56 |
| vs. Dartmouth .....           | W, 57-55 |

### *UNO Holiday Tournament (New Orleans, La.)*

|                      |          |
|----------------------|----------|
| vs. Dartmouth .....  | L, 33-64 |
| at New Orleans ..... | L, 58-73 |

## 1989-90

### *Rice Classic (Houston, Texas)*

|                       |          |
|-----------------------|----------|
| vs. Texas State ..... | W, 72-70 |
| at Rice .....         | W, 78-65 |

### *FSU/Hilton Classic (Tallahassee, Fla.)*

|                        |          |
|------------------------|----------|
| at Florida State ..... | L, 62-89 |
| vs. Stetson .....      | W, 81-70 |

## 1990-91

### *Coopers & Lybrand Invitational (Chicago, Ill.)*

|                      |          |
|----------------------|----------|
| vs. DePaul .....     | L, 54-78 |
| vs. St. John's ..... | L, 50-68 |

## 1991-92

### *Lady Eagle Classic (Hattiesburg, Miss.)*

|                         |          |
|-------------------------|----------|
| vs. Jackson State ..... | W, 64-63 |
| vs. Southern Miss ..... | L, 74-89 |

### *Pizza Inn Classic (Jonesboro, Ark.)*

|                          |          |
|--------------------------|----------|
| vs. Murray State .....   | W, 72-71 |
| vs. Arkansas State ..... | L, 43-53 |

## 1992-93

### *Coors Classic (Boulder, Colo.)*

|                       |          |
|-----------------------|----------|
| at Colorado .....     | L, 59-95 |
| vs. Idaho State ..... | W, 72-63 |

### *Lady Blazer Classic (Birmingham, Ala.)*

|                                    |           |
|------------------------------------|-----------|
| vs. Wake Forest .....              | L, 72-79  |
| vs. Mississippi Valley State ..... | W, 106-69 |

### *Central Florida (Orlando, Fla.)*

|                                 |           |
|---------------------------------|-----------|
| vs. Momouth .....               | W, 97-62  |
| vs. Texas Christian .....       | W, 108-85 |
| vs. Virginia Commonwealth ..... | W, 89-74  |

### *Ises Southern Invitational (Atlanta, Ga.)*

|                         |          |
|-------------------------|----------|
| vs. Georgia State ..... | W, 91-70 |
| vs. New Orleans .....   | L, 63-76 |

## 1993-94

*Pepperdine Tournament (Malibu, Calif.)*  
 vs. Virginia Tech ..... L, 61-76  
 at Pepperdine ..... L, 73-78

## 1994-95

*Capstone Sheraton Inn Classic (Tuscaloosa, Ala.)*  
 vs. Grambling ..... L, 91-112  
 Villanova ..... L, 58-73

*Budget Invitational (Chicago, Ill.)*  
 vs. Charleston Southern ..... W, 76-50  
 vs. DePaul ..... L, 87-96

*Lady Jaguar Classic (Mobile, Ala.)*  
 vs. New Orleans ..... W, 78-58  
 at South Alabama ..... L, 57-61

*Marriott Classic (Bloomington, Ind.)*  
 vs. Indiana ..... L, 68-82  
 vs. Radford ..... W, 74-60

## 1995-96

*UNO Thanksgiving Classic (New Orleans, La.)*  
 at New Orleans ..... W, 84-66  
 vs. Duke ..... L, 67-72

*Lady Blazer Classic (Birmingham, Ala.)*  
 vs. Morehead State ..... W, 90-53  
 at UAB ..... L, 75-81

## 1996-97

*Holiday Inn Overland Park Thanksgiving Classic (Kansas City, Mo.)*  
 vs. Oral Roberts ..... W, 63-57  
 vs. Illinois-Chicago ..... W, 61-44

*Big Four Challenge (Greensboro, N.C.)*  
 vs. Wake Forest ..... L, 51-67  
 vs. North Carolina ..... L, 49-76

## 1997-98

*Kona Classic (Kona, Hawai'i)*  
 AT Team: *LaToya Graham and Nitra Perry*  
 vs. Oregon ..... W, 68-64  
 vs. Nevada ..... W, 45-35  
 vs. Washington State ..... L, 59-61

## 1998-99

*Harvard Invitational (Cambridge, Mass.)*  
 AT Team: *Jennifer Fambrough (MVP) and Nitra Perry*  
 vs. Ball State ..... W, 69-64  
 at Harvard ..... W, 64-51

*Diamond Club Classic (Blacksburg, Va.)*  
 AT Team: *Jennifer Fambrough*  
 vs. Campbell ..... W, 83-56  
 vs. Virginia Tech ..... L, 52-73

## 2000-01

*Southwest Airlines Shootout (Albuquerque, N.M.)*  
 AT Team: *LaToya Thomas (MVP) and Cynthia Hall*  
 vs. Cal State Northridge ..... W, 75-61  
 at New Mexico ..... W, 66-59

## 2001-02

*Coaches vs. Cancer (Ames, Iowa)*  
 at Maryland ..... W, 71-61  
 at Iowa State ..... L, 74-87

*Torneo de Basquetbol (Cancun, Mexico)*  
 AT Team: *Tan White (MVP) and LaToya Thomas*  
 vs. Pittsburgh ..... W, 88-86  
 vs. NC State ..... W, 71-58

## 2002-03

*UCF Holiday Classic (Orlando, Fla.)*  
 vs. Bethune-Cookman ..... W, 66-61  
 at Central Florida ..... W, 81-30

*Lady Griz Holiday Classic (Missoula, Mont.)*  
 vs. Utah ..... L, 65-69  
 vs. Texas-Pan American ..... W, 70-38

## 2003-04

*Paradise Jam Tournament (St. Thomas, Virgin Islands)*  
 AT Team: *Tan White*  
 vs. Indiana ..... W, 70-67  
 vs. Virginia Tech ..... L, 56-63

## 2004-05

*Dead River Company Classic (Orono, Maine)*  
 AT Team: *Tan White*  
 vs. Saint Joseph's ..... L, 38-41  
 vs. Loyola-Chicago ..... W, 80-43

## 2005-06

*Caribbean Classic (Cancun, Mexico)*  
 vs. TCU ..... L, 52-72  
 vs. Arizona State ..... L, 48-70

## 2006-07

*Atlanta Marriott Northwest Georgia Tech Holiday Tournament (Atlanta, Ga.)*  
 vs. Tennessee State ..... W, 71-45  
 at Georgia Tech ..... W, 62-56

## 2007-08

*Caribbean Classic (Cancun, Mexico)*  
 vs. Iowa ..... L, 54-60  
 vs. Oklahoma ..... L, 73-88

## 2008-09

*Terrapin Classic (College Park, Md.)*  
 vs. Marshall ..... W, 73-65  
 at Maryland ..... L, 73-80

## 2009-10

*Paradise Jam Tournament (St. Thomas, Virgin Islands)*  
 vs. Texas ..... L, 55-73  
 vs. Rutgers ..... L, 54-62  
 vs. Southern Cal ..... L, 60-64

## 2010-11

*Christmas City Classic (Bethlehem, Pa.)*  
 vs. Buffalo ..... W, 72-58  
 at Lehigh ..... L, 59-68 (OT)

## 2011-12

*Peppermill Holiday Classic (Reno, Nev.)*  
 AT Team: *Porsha Porter*  
 vs. Oklahoma State ..... L, 71-78  
 at Nevada ..... W, 67-63

## 2012-13

*Hardwood Tournament of Hope (Puerto Vallarta, Mexico)*  
 vs. Winthrop ..... L, 59-61  
 vs. UC Santa Barbara ..... L, 43-60  
 vs. Central Florida ..... L, 56-64

## 2013-14

*Gulf Coast Showcase (Naples, Fla.)*  
 vs. Grand Canyon ..... W, 71-62  
 vs. James Madison ..... W, 65-52  
 vs. Middle Tennessee ..... L, 48-62

# ALL-TIME COACHING RECORDS



**LIBBA BIRMINGHAM**  
1974-77  
29-38 (3 years)

| Season  | Record | Percentage | SEC | Percentage | Postseason |
|---------|--------|------------|-----|------------|------------|
| 1974-75 | 8-13   | .381       | -   | -          | -          |
| 1975-76 | 13-12  | .520       | -   | -          | -          |
| 1976-77 | 8-13   | .381       | -   | -          | -          |



**PEGGY COLLINS**  
1977-84  
97-103 (7 years)

| Season  | Record | Percentage | SEC | Percentage | Postseason |
|---------|--------|------------|-----|------------|------------|
| 1977-78 | 14-17  | .452       | -   | -          | -          |
| 1978-79 | 16-14  | .533       | -   | -          | -          |
| 1979-80 | 12-18  | .400       | -   | -          | -          |
| 1980-81 | 17-12  | .586       | -   | -          | AIAW/0-1   |
| 1981-82 | 11-15  | .444       | -   | -          | -          |
| 1982-83 | 15-13  | .536       | 0-8 | .000       | -          |
| 1983-84 | 12-14  | .462       | 0-8 | .000       | -          |



**EDDIE VAUGHN**  
1984-85  
8-19 (1 year)

| Season  | Record | Percentage | SEC | Percentage | Postseason |
|---------|--------|------------|-----|------------|------------|
| 1984-85 | 8-19   | .296       | 0-8 | .000       | -          |



**BRENDA PAUL**  
1985-89  
52-66 (4 years)  
WNIT

| Season  | Record | Percentage | SEC | Percentage | Postseason |
|---------|--------|------------|-----|------------|------------|
| 1985-86 | 8-20   | .286       | 0-9 | .000       | -          |
| 1986-87 | 13-17  | .433       | 2-7 | .222       | -          |
| 1987-88 | 19-13  | .594       | 2-7 | .222       | NWIT/1-2   |
| 1988-89 | 12-16  | .429       | 3-6 | .333       | -          |



**JERRY HENDERSON**  
1989-95  
62-101 (6 years)

| Season  | Record | Percentage | SEC  | Percentage | Postseason |
|---------|--------|------------|------|------------|------------|
| 1989-90 | 9-19   | .321       | 0-9  | .000       | -          |
| 1990-91 | 7-20   | .259       | 0-9  | .000       | -          |
| 1991-92 | 15-13  | .536       | 4-7  | .364       | -          |
| 1992-93 | 14-13  | .519       | 3-8  | .273       | -          |
| 1993-94 | 8-18   | .308       | 1-10 | .091       | -          |
| 1994-95 | 9-18   | .333       | 1-10 | .091       | -          |



**SHARON FANNING-OTIS**  
1995-2012  
281-232 (17 years)

| Season  | Record | Percentage | SEC  | Percentage | Postseason |
|---------|--------|------------|------|------------|------------|
| 1995-96 | 13-14  | .482       | 4-7  | .364       | -          |
| 1996-97 | 11-16  | .407       | 1-11 | .083       | -          |
| 1997-98 | 14-15  | .482       | 4-10 | .286       | WNIT/0-1   |
| 1998-99 | 17-11  | .607       | 7-7  | .500       | NCAA/0-1   |
| 1999-00 | 24-8   | .750       | 8-6  | .571       | NCAA/1-1   |
| 2000-01 | 17-14  | .548       | 4-10 | .286       | WNIT/2-1   |
| 2001-02 | 19-12  | .613       | 8-6  | .571       | NCAA/1-1   |
| 2002-03 | 24-8   | .750       | 10-4 | .714       | NCAA/1-1   |
| 2003-04 | 14-15  | .483       | 7-7  | .500       | -          |
| 2004-05 | 17-12  | .586       | 6-8  | .429       | WNIT/0-1   |
| 2005-06 | 6-22   | .214       | 1-13 | .077       | -          |
| 2006-07 | 18-14  | .563       | 7-7  | .500       | WNIT/1-1   |
| 2007-08 | 16-15  | .516       | 4-10 | .400       | WNIT/0-1   |
| 2008-09 | 23-10  | .697       | 8-6  | .571       | NCAA/1-1   |
| 2009-10 | 21-13  | .618       | 9-7  | .563       | NCAA/2-1   |
| 2010-11 | 13-17  | .433       | 4-12 | .250       | -          |
| 2011-12 | 14-16  | .467       | 4-12 | .250       | -          |



**VIC SCHAEFER**  
2012-Present  
35-31 (2 years)

| Season  | Record | Percentage | SEC  | Percentage | Postseason |
|---------|--------|------------|------|------------|------------|
| 2012-13 | 13-17  | .433       | 5-11 | .313       | -          |
| 2013-14 | 22-14  | .611       | 5-11 | .313       | WNIT/3-1   |

## ALL TIME ASSISTANTS & DIRECTORS OF OPERATIONS

|                                       |                                     |
|---------------------------------------|-------------------------------------|
| Sharon Allen ..... 1998-2003          | Phil Headley ..... 1985-87          |
| Joey Anders ..... 1994-96             | Hilda Heard-Morris ..... 1979-82    |
| Maryann Baker ..... 2012-pres.        | Brittany Hudson ..... 2012-14       |
| Franqua Bedell ..... 2008-12          | Karen Kemp ..... 1985-87            |
| John Bolls ..... 1982                 | Elena Lovato ..... 2014-pres.       |
| Polly Branch ..... 1987-89            | Burnadette McDonald ..... 1990      |
| Donna Brown ..... 1995                | Jocelyn McGilberry ..... 1995-03    |
| Joey Burton (Ops) ..... 2007-12       | Gary Miller ..... 1997              |
| Peggy Collins ..... 1978              | Brian Morgan ..... 1992-94          |
| Steve Curtis ..... 1998, 2003-05      | Jeff Norwood ..... 1987-90          |
| Liz Dye ..... 1978                    | Terri Nunez ..... 1985              |
| Tim Eatman ..... 1990-92              | Wanika Owsley ..... 2010-12         |
| Ellen Evans ..... 1984                | Dale Peay ..... 1985                |
| Aqua Franklin ..... 2012-pres.        | Nitra Perry ..... 2006-2008         |
| Greg Franklin ..... 2007-12           | Sharrona Reaves ..... 2008-2010     |
| Stacey Franklin ..... 1996-2008, 2012 | Errol Rogers ..... 2003-07          |
| Theresa Gernatt ..... 1996            | Stephanie Siler (Ops) ..... 2003-07 |
| J. Kelly Hall ..... 1992-94           | Tracy Stewart ..... 1990-95         |
| Rudy Hampton ..... 1983               | Eddie Vaughn ..... 1982-84          |
| Johnnie Harris ..... 2012-pres.       |                                     |

## COACHES BY VICTORIES

| coach               | seasons   | tenure              | w-l            | pct.        | sec            | pct.        | postseason     |
|---------------------|-----------|---------------------|----------------|-------------|----------------|-------------|----------------|
| Sharon Fanning-Otis | 17        | 1995-2012           | 281-232        | .548        | 96-143         | .402        | NCAA/WNIT/9-11 |
| Peggy Collins       | 7         | 1978-84             | 97-103         | .488        | 0-16           | .000        | AIAW/0-1       |
| Jerry Henderson     | 6         | 1990-95             | 62-101         | .380        | 9-53           | .145        | -              |
| Brenda Paul         | 4         | 1986-89             | 52-66          | .441        | 7-29           | .194        | NWIT/1-2       |
| Vic Schaefer        | 2         | 2012-present        | 35-31          | .530        | 10-22          | .313        | WNIT/3-1       |
| Libba Birmingham    | 3         | 1974-77             | 29-38          | .433        | -              | -           | -              |
| Eddie Vaughn        | 1         | 1985                | 8-19           | .296        | 0-8            | .000        | -              |
| <b>Totals</b>       | <b>40</b> | <b>1974-Present</b> | <b>564-590</b> | <b>.489</b> | <b>122-271</b> | <b>.310</b> | <b>13-15</b>   |

## COACHES BY WINNING PERCENTAGE

| coach               | seasons   | tenure              | w-l            | pct.        | sec            | pct.        | postseason     |
|---------------------|-----------|---------------------|----------------|-------------|----------------|-------------|----------------|
| Sharon Fanning-Otis | 17        | 1995-2012           | 281-232        | .548        | 96-143         | .402        | NCAA/WNIT/9-11 |
| Vic Schaefer        | 2         | 2012-present        | 35-31          | .530        | 10-22          | .313        | WNIT/3-1       |
| Peggy Collins       | 7         | 1978-84             | 97-103         | .488        | 0-16           | .000        | AIAW/0-1       |
| Brenda Paul         | 4         | 1986-89             | 52-66          | .441        | 7-29           | .194        | NWIT/1-2       |
| Libba Birmingham    | 3         | 1974-77             | 29-38          | .433        | -              | -           | -              |
| Jerry Henderson     | 6         | 1990-95             | 62-101         | .380        | 9-53           | .145        | -              |
| Eddie Vaughn        | 1         | 1985                | 8-19           | .296        | 0-8            | .000        | -              |
| <b>Totals</b>       | <b>40</b> | <b>1974-Present</b> | <b>564-590</b> | <b>.489</b> | <b>122-271</b> | <b>.310</b> | <b>13-15</b>   |



# YEAR-BY-YEAR RESULTS



**1974-75 (8-13) H: 5-6 A: 3-7 N: 0-0**

**Head Coach: Libba Birmingham**

|            |                     |                      |        |   |
|------------|---------------------|----------------------|--------|---|
| 11/25/1974 | Prentiss CC         | Starkville, Miss.    | 63-31  | W |
| 12/5/1974  | MUW                 | Starkville, Miss.    | 52-61  | L |
| 1/18/1975  | Belhaven            | Starkville, Miss.    | 50-53  | L |
| 1/21/1975  | Blue Mountain       | Blue Mountain, Miss. | 88-48  | W |
| 1/23/1975  | Mississippi         | Oxford, Miss.        | 77-90  | L |
| 1/24/1975  | Memphis             | Memphis, Tenn.       | 66-77  | L |
| 1/25/1975  | Union               | Jackson, Tenn.       | 77-70  | W |
| 1/25/1975  | Volunteer CC        | Starkville, Miss.    | 79-101 | L |
| 1/28/1975  | Itawamba CC         | Starkville, Miss.    | 71-74  | L |
| 1/31/1975  | Delta State         | Cleveland, Miss.     | 68-103 | L |
| 2/1/1975   | Belhaven            | Jackson, Miss.       | 81-56  | W |
| 2/3/1975   | Mississippi College | Starkville, Miss.    | 58-87  | L |
| 2/7/1975   | Jackson State       | Starkville, Miss.    | 105-79 | W |
| 2/8/1975   | Unifirst Bank       | Starkville, Miss.    | 87-68  | W |
| 2/8/1975   | Mississippi College | Clinton, Miss.       | 84-108 | L |
| 2/15/1975  | Mississippi         | Oxford, Miss.        | 67-73  | L |
| 2/19/1975  | MUW                 | Columbus, Miss.      | 59-70  | L |
| 2/22/1975  | Blue Mountain       | Starkville, Miss.    | 88-52  | W |
| 1975       | MUW                 | Starkville, Miss.    | 58-69  | L |
| 2/28/1975  | Mississippi         | Oxford, Miss.        | 53-68  | L |
| 1975       | Baylor              | Starkville, Miss.    | 83-72  | W |

**1975-76 (13-12) H: 2-4 A: 6-6 N: 5-2**

**Head Coach: Libba Birmingham**

|            |                     |                      |        |   |
|------------|---------------------|----------------------|--------|---|
| 12/2/1975  | Delta State         | Cleveland, Miss.     | 47-119 | L |
| 12/4/1975  | Jackson State       | Starkville, Miss.    | 75-85  | L |
| 1975       | MUW                 | Columbus, Miss.      | 68-56  | W |
| 1975       | Northeast CC        | Blue Mountain, Miss. | 74-59  | W |
| 12/19/1975 | Mississippi         | Blue Mountain, Miss. | 45-85  | L |
| 1975       | Blue Mountain       | Blue Mountain, Miss. | 63-74  | L |
| 1975       | Belhaven            | Starkville, Miss.    | 63-59  | W |
| 1/5/1976   | Mississippi         | Oxford, Miss.        | 49-74  | L |
| 1/19/1976  | Whitworth           | Starkville, Miss.    | 69-72  | L |
| 1/27/1976  | Mississippi         | Starkville, Miss.    | 60-84  | L |
| 1/29/1976  | Southern Miss       | Hattiesburg, Miss.   | 69-57  | W |
| 1/30/1976  | William Carey       | Hattiesburg, Miss.   | 69-53  | W |
| 2/6/1976   | Murray State        | Memphis, Tenn.       | 58-43  | W |
| 2/6/1976   | Memphis             | Memphis, Tenn.       | 60-79  | L |
| 2/7/1976   | Memphis JV          | Memphis, Tenn.       | 72-51  | W |
| 2/7/1976   | Middle Tennessee    | Memphis, Tenn.       | 78-73  | W |
| 2/9/1976   | William Carey       | Starkville, Miss.    | 59-69  | L |
| 2/12/1976  | Belhaven            | Jackson, Miss.       | 75-62  | W |
| 1976       | Jackson State       | Jackson, Miss.       | 68-93  | L |
| 2/20/1976  | MUW                 | Columbus, Miss.      | 62-60  | W |
| 2/21/1976  | Southern Miss       | Starkville, Miss.    | 67-54  | W |
| 2/26/1976  | Blue Mountain       | Clinton, Miss.       | 71-61  | W |
| 2/27/1976  | Jackson State       | Clinton, Miss.       | 60-58  | W |
| 2/27/1976  | Mississippi College | Clinton, Miss.       | 64-102 | L |
| 2/28/1976  | Mississippi         | Clinton, Miss.       | 67-76  | L |

**1976-77 (8-13) H: 4-6 A: 4-7 N: 0-0**

**Head Coach: Libba Birmingham**

|            |                         |                    |            |   |
|------------|-------------------------|--------------------|------------|---|
| 11/29/1976 | Troy                    | Starkville, Miss.  | 70-61      | W |
| 11/30/1976 | Montevallo              | Starkville, Miss.  | 111-42     | W |
| 12/4/1976  | #6 Mercer               | Starkville, Miss.  | 79-96      | L |
| 12/9/1976  | Jackson State           | Starkville, Miss.  | 73-77      | L |
| 1/3/1977   | Auburn                  | Auburn, Ala.       | 70-71 (OT) | L |
| 1/8/1977   | Mississippi             | Starkville, Miss.  | 49-71      | L |
| 1/10/1977  | LSU                     | Starkville, Miss.  | 75-87      | L |
| 1/11/1977  | Southern Miss           | Hattiesburg, Miss. | 67-66      | W |
| 1/15/1977  | Alabama                 | Starkville, Miss.  | 110-74     | W |
| 1/17/1977  | #3 Delta State          | Starkville, Miss.  | 56-79      | L |
| 1/21/1977  | North Alabama           | Florence, Ala.     | 96-48      | W |
| 1/22/1977  | Georgia                 | Athens, Ga.        | 92-73      | W |
| 1/27/1977  | MUW                     | Columbus, Miss.    | 69-87      | L |
| 1/29/1977  | #18 Mississippi College | Starkville, Miss.  | 82-88      | L |
| 2/4/1977   | Mississippi             | Oxford, Miss.      | 66-88      | L |
| 2/7/1977   | LSU                     | Baton Rouge, La.   | 82-99      | L |
| 2/12/1977  | Alabama                 | Tuscaloosa, Ala.   | 66-88      | L |
| 2/13/1977  | Montevallo              | Birmingham, Ala.   | 67-35      | W |
| 2/15/1977  | #2 Delta State          | Cleveland, Miss.   | 66-90      | L |
| 2/21/1977  | North Alabama           | Starkville, Miss.  | 104-42     | W |
| 2/24/1977  | Mississippi College     | Clinton, Miss.     | 68-99      | L |

**1977-78 (14-17) H: 9-5 A: 1-11 N: 4-1**

**Head Coach: Peggy Collins**

|            |                     |                     |       |   |
|------------|---------------------|---------------------|-------|---|
| 11/11/1977 | Vanderbilt          | Nashville, Tenn.    | 66-81 | L |
| 11/17/1977 | Murray State        | Murfreesboro, Tenn. | 77-61 | W |
| 11/18/1977 | Middle Tennessee    | Murfreesboro, Tenn. | 70-83 | L |
| 11/19/1977 | MUW                 | Murfreesboro, Tenn. | 79-68 | W |
| 11/29/1977 | Troy                | Starkville, Miss.   | 67-63 | W |
| 12/1/1977  | Mississippi College | Starkville, Miss.   | 61-64 | L |
| 12/3/1977  | South Alabama       | Mobile, Ala.        | 99-40 | W |
| 12/15/1977 | North Texas         | Columbus, Miss.     | 66-62 | W |

|            |                       |                    |        |   |
|------------|-----------------------|--------------------|--------|---|
| 12/15/1977 | MUW                   | Columbus, Miss.    | 55-69  | L |
| 12/16/1977 | #13 Stephen F. Austin | Columbus, Miss.    | 60-68  | L |
| 12/17/1977 | Pittsburgh            | Columbus, Miss.    | 68-59  | W |
| 1/4/1978   | Auburn                | Starkville, Miss.  | 73-56  | W |
| 1/6/1978   | Southern Miss         | Hattiesburg, Miss. | 74-90  | L |
| 1/8/1978   | Alabama               | Tuscaloosa, Ala.   | 61-75  | L |
| 1/12/1978  | Troy                  | Troy, Ala.         | 64-80  | L |
| 1/14/1978  | Mercer                | Macon, Ga.         | 73-77  | L |
| 1/21/1978  | Georgia               | Starkville, Miss.  | 86-54  | W |
| 1/23/1978  | Vanderbilt            | Starkville, Miss.  | 85-60  | W |
| 1/26/1978  | Mississippi           | Oxford, Miss.      | 63-74  | L |
| 1/30/1978  | Southern Miss         | Starkville, Miss.  | 73-68  | W |
| 2/1/1978   | #4 Delta State        | Cleveland, Miss.   | 50-92  | L |
| 2/4/1978   | Alabama               | Starkville, Miss.  | 56-60  | L |
| 2/7/1978   | MUW                   | Starkville, Miss.  | 69-64  | W |
| 2/9/1978   | Jackson State         | Jackson, Miss.     | 58-107 | L |
| 2/10/1978  | Mississippi Valley    | Starkville, Miss.  | 84-69  | W |
| 2/13/1978  | Mississippi           | Starkville, Miss.  | 64-71  | L |
| 2/17/1978  | South Alabama         | Starkville, Miss.  | 98-49  | W |
| 2/20/1978  | #3 Delta State        | Starkville, Miss.  | 73-93  | L |
| 2/25/1978  | Mississippi           | Oxford, Miss.      | 65-75  | L |
| 3/2/1978   | Florida               | Starkville, Miss.  | 86-68  | W |
| 3/4/1978   | Mississippi           | Starkville, Miss.  | 69-87  | L |

**1978-79 (16-14) H: 9-3 A: 6-8 N: 1-3**

**Head Coach: Peggy Collins**

|            |                     |                    |         |   |
|------------|---------------------|--------------------|---------|---|
| 11/9/1978  | North Alabama       | Florence, Ala.     | 78-36   | W |
| 11/10/1978 | Florida State       | Tallahassee, Fla.  | 64-60   | W |
| 11/15/1978 | Montevallo          | Birmingham, Ala.   | 76-24   | W |
| 11/16/1978 | North Alabama       | Florence, Ala.     | 56-46   | W |
| 11/21/1978 | Mississippi Valley  | Itta Bena, Miss.   | 71-78   | L |
| 11/30/1978 | South Alabama       | Starkville, Miss.  | 97-38   | W |
| 12/2/1978  | North Alabama       | Starkville, Miss.  | 97-63   | W |
| 12/4/1978  | Southern Miss       | Starkville, Miss.  | 58-86   | L |
| 12/8/1978  | Mississippi College | Clinton, Miss.     | 70-79   | L |
| 12/14/1978 | #13 Valdosta State  | Columbus, Miss.    | 81-88   | L |
| 12/15/1978 | Central Missouri    | Columbus, Miss.    | 67-92   | L |
| 12/16/1978 | Middle Tennessee    | Columbus, Miss.    | Forfeit | W |
| 12/18/1978 | Belhaven            | Jackson, Miss.     | 58-53   | W |
| 1/4/1979   | Georgia             | Starkville, Miss.  | 58-46   | W |
| 1/5/1979   | Vanderbilt          | Starkville, Miss.  | 72-61   | W |
| 1/6/1979   | #17 Mississippi     | Starkville, Miss.  | 69-81   | L |
| 1/11/1979  | #18 Mississippi     | Starkville, Miss.  | 54-79   | L |
| 1/13/1979  | Vanderbilt          | Starkville, Miss.  | 64-55   | W |
| 1/15/1979  | Kentucky            | Starkville, Miss.  | 67-52   | W |
| 1/17/1979  | MUW                 | Columbus, Miss.    | 57-77   | L |
| 1/20/1979  | Florida             | Gainesville, Fla.  | 74-81   | L |
| 1/22/1979  | Auburn              | Auburn, Ala.       | 65-56   | W |
| 1/29/1979  | #18 Mississippi     | Oxford, Miss.      | 75-98   | L |
| 1/31/1979  | #13 Delta State     | Cleveland, Miss.   | 55-108  | L |
| 2/5/1979   | Jackson State       | Starkville, Miss.  | 68-62   | W |
| 2/10/1979  | Vanderbilt          | Nashville, Tenn.   | 57-66   | L |
| 2/13/1979  | Florida             | Starkville, Miss.  | 86-81   | W |
| 2/15/1979  | Southern Miss       | Hattiesburg, Miss. | 68-85   | L |
| 2/19/1979  | Auburn              | Starkville, Miss.  | 64-61   | W |
| 2/22/1979  | #15 Delta State     | Clinton, Miss.     | 67-75   | L |

**1979-80 (12-18) H: 8-5 A: 1-11 N: 3-2**

**Head Coach: Peggy Collins**

|            |                     |                   |       |   |
|------------|---------------------|-------------------|-------|---|
| 11/9/1979  | Montevallo          | Starkville, Miss. | 88-56 | W |
| 11/12/1979 | Tuskegee            | Starkville, Miss. | 75-72 | W |
| 11/15/1979 | South Alabama       | Mobile, Ala.      | 63-74 | L |
| 11/16/1979 | Florida State       | Tallahassee, Fla. | 73-61 | W |
| 11/20/1979 | UAB                 | Starkville, Miss. | 59-58 | W |
| 11/26/1979 | Florida             | Starkville, Miss. | 88-56 | W |
| 11/29/1979 | #2 Louisiana Tech   | Ruston, La.       | 54-89 | L |
| 11/30/1979 | Alabama             | Ruston, La.       | 75-72 | W |
| 12/4/1979  | #19 Mississippi     | Oxford, Miss.     | 56-93 | L |
| 12/15/1979 | South Alabama       | Starkville, Miss. | 71-73 | L |
| 12/17/1979 | UAB                 | Birmingham, Ala.  | 65-71 | L |
| 12/19/1979 | Georgia             | Athens, Ga.       | 76-88 | L |
| 1/2/1980   | LSU                 | Baton Rouge, La.  | 77-94 | L |
| 1/4/1980   | SE Louisiana        | Starkville, Miss. | 79-61 | W |
| 1/9/1980   | Auburn              | Starkville, Miss. | 65-70 | L |
| 1/11/1980  | Mississippi Valley  | Itta Bena, Miss.  | 59-73 | L |
| 1/16/1980  | Delta State         | Starkville, Miss. | 77-94 | L |
| 1/18/1980  | Miami (OH)          | Lexington, Ky.    | 79-77 | W |
| 1/19/1980  | Kentucky            | Lexington, Ky.    | 68-86 | L |
| 1/23/1980  | Troy                | Starkville, Miss. | 92-69 | W |
| 1/25/1980  | Jackson State       | Jackson, Miss.    | 65-79 | L |
| 1/27/1980  | SE Louisiana        | Hammond, La.      | 56-80 | L |
| 2/2/1980   | Southern Miss       | Starkville, Miss. | 79-90 | L |
| 2/5/1980   | Alcorn State        | Starkville, Miss. | 71-68 | W |
| 2/7/1980   | Florida             | Knoxville, Tenn.  | 62-68 | L |
| 2/12/1980  | MUW                 | Starkville, Miss. | 67-81 | L |
| 2/16/1980  | Vanderbilt          | Starkville, Miss. | 79-65 | W |
| 2/18/1980  | Mississippi College | Clinton, Miss.    | 59-66 | L |
| 2/21/1980  | Alcorn State        | Clinton, Miss.    | 81-76 | W |
| 2/22/1980  | Jackson State       | Clinton, Miss.    | 58-62 | L |

# YEAR-BY-YEAR RESULTS

**1980-81 (17-12)**
**H: 11-2 A: 3-8 N: 3-2**
**Head Coach: Peggy Collins**
**AIAW Region III Tournament**

|            |                     |                    |             |   |
|------------|---------------------|--------------------|-------------|---|
| 11/14/1980 | Troy                | Starkville, Miss.  | 77-64       | W |
| 11/20/1980 | SE Louisiana        | Starkville, Miss.  | 96-97 (OT)  | L |
| 11/21/1980 | Georgia Southern    | Starkville, Miss.  | 84-80       | W |
| 11/24/1980 | Mississippi         | Starkville, Miss.  | 86-83       | W |
| 12/3/1980  | Memphis             | Starkville, Miss.  | 97-89       | W |
| 12/6/1980  | Mississippi Valley  | Starkville, Miss.  | 89-72       | W |
| 12/8/1980  | UAB                 | Birmingham, Ala.   | 76-89       | L |
| 12/18/1980 | McNeese State       | Memphis, Tenn.     | Forfeit     | W |
| 12/19/1980 | Northern Illinois   | Memphis, Tenn.     | 85-78       | W |
| 12/20/1980 | Memphis             | Memphis, Tenn.     | 81-92       | L |
| 1/3/1981   | Florida             | Gainesville, Fla.  | 98-91 (OT)  | W |
| 1/6/1981   | Delta State         | Cleveland, Miss.   | 75-83       | L |
| 1/10/1981  | Tennessee-Martin    | Starkville, Miss.  | 85-61       | W |
| 1/14/1981  | Alabama             | Tuscaloosa, Ala.   | 76-69       | W |
| 1/17/1981  | #17 Jackson State   | Starkville, Miss.  | 75-74       | W |
| 1/19/1981  | Auburn              | Auburn, Ala.       | 59-72       | L |
| 1/21/1981  | Southern Miss       | Hattiesburg, Miss. | 84-90       | L |
| 1/27/1981  | Alcorn State        | Lorman, Miss.      | 69-92       | L |
| 1/29/1981  | Vanderbilt          | Baton Rouge, La.   | 84-76       | W |
| 1/30/1981  | #7 Kentucky         | Baton Rouge, La.   | 82-106      | L |
| 2/4/1981   | Lamar               | Starkville, Miss.  | 91-62       | W |
| 2/6/1981   | MUW                 | Columbus, Miss.    | 68-74       | L |
| 2/9/1981   | LSU                 | Starkville, Miss.  | 75-63       | W |
| 2/11/1981  | Mississippi College | Starkville, Miss.  | 88-74       | W |
| 2/14/1981  | Vanderbilt          | Nashville, Tenn.   | 83-77       | W |
| 2/18/1981  | Alabama             | Starkville, Miss.  | 73-75 (2OT) | L |
| 2/20/1981  | UAB                 | Starkville, Miss.  | 91-80       | W |
| 2/26/1981  | Mississippi College | Clinton, Miss.     | 65-70 (OT)  | L |
| 3/12/1981  | UAB                 | Valdosta, Ga.      | 85-95       | L |

**1981-82 (11-15)**
**H: 8-6 A: 1-5 N: 2-4**
**Head Coach: Peggy Collins**

|            |                     |                   |       |   |
|------------|---------------------|-------------------|-------|---|
| 12/1/1981  | Louisiana-Lafayette | Starkville, Miss. | 71-51 | W |
| 12/4/1981  | Murray State        | Starkville, Miss. | 78-65 | W |
| 12/5/1981  | UT-Chattanooga      | Starkville, Miss. | 70-67 | W |
| 12/7/1981  | UAB                 | Starkville, Miss. | 62-67 | L |
| 12/12/1981 | Tennessee-Martin    | Starkville, Miss. | 63-59 | W |
| 12/17/1981 | #11 Georgia         | Memphis, Tenn.    | 56-75 | L |
| 12/18/1981 | Northern Illinois   | Memphis, Tenn.    | 83-65 | W |
| 12/19/1981 | Memphis             | Memphis, Tenn.    | 73-85 | L |
| 12/27/1981 | Dayton              | Miami, Fla.       | 64-66 | L |
| 12/30/1981 | Northwestern        | Miami, Fla.       | 66-77 | L |
| 12/31/1981 | North Carolina      | Miami, Fla.       | 83-65 | W |
| 1/4/1982   | Kansas State        | Starkville, Miss. | 79-78 | W |
| 1/6/1982   | Alabama             | Starkville, Miss. | 62-76 | L |
| 1/9/1982   | LSU                 | Baton Rouge, La.  | 71-87 | L |
| 1/16/1982  | Auburn              | Auburn, Ala.      | 47-68 | L |
| 1/20/1982  | #17 Memphis         | Starkville, Miss. | 61-75 | L |
| 1/23/1982  | Mississippi         | Oxford, Miss.     | 56-72 | L |
| 1/29/1982  | Alcorn State        | Starkville, Miss. | 88-62 | W |
| 1/30/1982  | Troy                | Starkville, Miss. | 87-64 | W |
| 2/3/1982   | Alabama             | Tuscaloosa, Ala.  | 65-87 | L |
| 2/6/1982   | LSU                 | Starkville, Miss. | 47-67 | L |
| 2/8/1982   | Tuskegee            | Starkville, Miss. | 98-86 | W |
| 2/10/1982  | Alcorn State        | Lorman, Miss.     | 58-56 | W |
| 2/13/1982  | #16 Auburn          | Starkville, Miss. | 61-80 | L |
| 2/20/1982  | #18 Mississippi     | Starkville, Miss. | 66-71 | L |
| 2/25/1982  | Vanderbilt          | Lexington, Ky.    | 67-87 | L |

**1982-83 (15-13, 0-8 SEC - 5th West)**
**H: 10-5 A: 3-5 N: 2-3**
**Head Coach: Peggy Collins**

|            |                      |                    |            |   |
|------------|----------------------|--------------------|------------|---|
| 11/29/1982 | New Orleans          | Starkville, Miss.  | 92-72      | W |
| 12/1/1982  | Mississippi Valley   | Starkville, Miss.  | 63-54      | W |
| 12/6/1982  | Arkansas State       | Starkville, Miss.  | 77-49      | W |
| 12/11/1982 | Southeast Missouri   | Starkville, Miss.  | 77-44      | W |
| 12/17/1982 | Louisiana-Lafayette  | Starkville, Miss.  | 63-62      | W |
| 12/18/1982 | Georgia Southern     | Starkville, Miss.  | 67-55      | W |
| 1/3/1983   | * #17 Auburn         | Auburn, Ala.       | 59-77      | L |
| 1/5/1983   | UT-Chattanooga       | Chattanooga, Tenn. | 62-72      | L |
| 1/8/1983   | Memphis              | Starkville, Miss.  | 86-80      | W |
| 1/10/1983  | Troy                 | Starkville, Miss.  | 72-51      | W |
| 1/14/1983  | Clemson              | Clemson, S.C.      | 64-59      | W |
| 1/15/1983  | Stephen F. Austin    | Clemson, S.C.      | 46-73      | L |
| 1/19/1983  | Alcorn State         | Lorman, Miss.      | 68-64      | W |
| 1/22/1983  | * #11 Mississippi    | Starkville, Miss.  | 63-78      | L |
| 1/24/1983  | * LSU                | Starkville, Miss.  | 67-77      | L |
| 1/29/1983  | * Alabama            | Starkville, Miss.  | 69-74      | L |
| 2/2/1983   | Memphis              | Memphis, Tenn.     | 59-58      | W |
| 2/4/1983   | Middle Tennessee     | Fayetteville, Ark. | 76-79 (OT) | L |
| 2/5/1983   | Murray State         | Fayetteville, Ark. | 77-58      | W |
| 2/9/1983   | Arkansas-Little Rock | Starkville, Miss.  | 65-49      | W |
| 2/12/1983  | * Auburn             | Starkville, Miss.  | 65-83      | L |
| 2/15/1983  | #15 West Alabama     | Starkville, Miss.  | 80-53      | W |
| 2/19/1983  | * #16 Mississippi    | Oxford, Miss.      | 59-70      | L |
| 2/21/1983  | * #19 LSU            | Baton Rouge, La.   | 58-83      | L |

|           |                 |                   |       |   |
|-----------|-----------------|-------------------|-------|---|
| 2/26/1983 | * Alabama       | Tuscaloosa, Ala.  | 58-69 | L |
| 2/28/1983 | Alcorn State    | Starkville, Miss. | 75-77 | L |
| 3/3/1983  | Vanderbilt      | Knoxville, Tenn.  | 53-51 | W |
| 3/4/1983  | #15 Mississippi | Knoxville, Tenn.  | 56-59 | L |

**1983-84 (12-14, 0-8 SEC - 5th West)**
**H: 8-7 A: 3-5 N: 1-2**
**Head Coach: Peggy Collins**

|            |                       |                   |            |   |
|------------|-----------------------|-------------------|------------|---|
| 11/28/1983 | Tuskegee              | Starkville, Miss. | 84-63      | W |
| 12/2/1983  | Rice                  | Starkville, Miss. | 90-79      | W |
| 12/3/1983  | Morehead State        | Starkville, Miss. | 67-61      | W |
| 12/15/1983 | Mississippi Valley    | Itta Bena, Miss.  | Forfeit    | W |
| 12/16/1983 | #15 Clemson           | Starkville, Miss. | 75-80 (OT) | L |
| 12/17/1983 | Memphis               | Starkville, Miss. | 53-63      | L |
| 12/20/1983 | College of Charleston | Blacksburg, Va.   | 67-53      | W |
| 12/21/1983 | Virginia Tech         | Blacksburg, Va.   | 89-87      | W |
| 12/22/1983 | #9 LSU                | Blacksburg, Va.   | 59-86      | L |
| 1/4/1984   | Troy                  | Starkville, Miss. | 67-48      | W |
| 1/12/1984  | * Auburn              | Auburn, Ala.      | 47-72      | L |
| 1/16/1984  | Nicholls State        | Starkville, Miss. | 79-66      | W |
| 1/18/1984  | Memphis               | Memphis, Tenn.    | 57-71      | L |
| 1/21/1984  | * #5 Mississippi      | Oxford, Miss.     | 64-76      | L |
| 1/23/1984  | * #9 LSU              | Baton Rouge, La.  | 61-85      | L |
| 1/26/1984  | Arkansas-Little Rock  | Starkville, Miss. | 90-64      | W |
| 1/28/1984  | * #19 Alabama         | Tuscaloosa, Ala.  | 50-68      | L |
| 1/31/1984  | West Alabama          | Starkville, Miss. | 78-44      | W |
| 2/4/1984   | UAB                   | Birmingham, Ala.  | 83-58      | W |
| 2/6/1984   | Mississippi College   | Starkville, Miss. | 97-68      | W |
| 2/11/1984  | * #13 Auburn          | Starkville, Miss. | 49-60      | L |
| 2/16/1984  | * Vanderbilt          | Starkville, Miss. | 72-89      | L |
| 2/18/1984  | * #7 Mississippi      | Starkville, Miss. | 51-61      | L |
| 2/20/1984  | * #9 LSU              | Starkville, Miss. | 61-75      | L |
| 2/25/1984  | * #20 Alabama         | Starkville, Miss. | 61-69      | L |
| 3/3/1984   | Vanderbilt            | Athens, Ga.       | 47-72      | L |

**1984-85 (8-19, 0-8 SEC - 5th West)**
**H: 5-7 A: 1-8 N: 2-4**
**Head Coach: Eddie Vaughn**

|            |                   |                   |             |   |
|------------|-------------------|-------------------|-------------|---|
| 11/22/1984 | Oregon State      | Plainview, Texas  | 69-72       | L |
| 11/23/1984 | Florida A&M       | Plainview, Texas  | 62-74       | L |
| 11/24/1984 | Texas-San Antonio | Plainview, Texas  | 54-56       | L |
| 12/1/1984  | Judson College    | Starkville, Miss. | 90-54       | W |
| 12/3/1984  | Union             | Jackson, Tenn.    | 88-108      | L |
| 12/4/1984  | Memphis           | Memphis, Tenn.    | 71-97       | L |
| 12/8/1984  | Southern Miss     | Starkville, Miss. | 79-85       | L |
| 12/14/1984 | Southern          | Starkville, Miss. | 80-79 (2OT) | W |
| 12/15/1984 | Georgia State     | Starkville, Miss. | 61-57       | W |
| 12/28/1984 | UNC-Asheville     | Columbia, S.C.    | 58-57       | W |
| 12/29/1984 | South Carolina    | Columbia, S.C.    | 60-84       | L |
| 1/2/1985   | Alcorn State      | Starkville, Miss. | 57-55       | W |
| 1/5/1985   | Union             | Starkville, Miss. | 71-67       | W |
| 1/7/1985   | * #12 Auburn      | Auburn, Ala.      | 49-79       | L |
| 1/9/1985   | * #18 Alabama     | Starkville, Miss. | 65-80       | L |
| 1/11/1985  | * Vanderbilt      | Nashville, Tenn.  | 54-86       | L |
| 1/15/1985  | Memphis           | Starkville, Miss. | 67-91       | L |
| 1/18/1985  | Virginia Tech     | Starkville, Miss. | 66-72       | L |
| 1/23/1985  | * #7 Mississippi  | Starkville, Miss. | 64-87       | L |
| 1/24/1985  | * Alabama         | Tuscaloosa, Ala.  | 61-97       | L |
| 1/28/1985  | * LSU             | Starkville, Miss. | 71-102      | L |
| 2/6/1985   | UALR              | Pine Bluff, Ark.  | 102-63      | W |
| 2/9/1985   | * #9 Auburn       | Starkville, Miss. | 57-78       | L |
| 2/16/1985  | * #5 Mississippi  | Oxford, Miss.     | 64-90       | L |
| 2/18/1985  | LSU               | Baton Rouge, La.  | 61-81       | L |
| 2/22/1985  | Kentucky          | Lexington, Ky.    | 58-55       | W |
| 2/23/1985  | #5 Mississippi    | Lexington, Ky.    | 45-88       | L |

**1985-86 (8-20, 0-9 SEC - 9th)**
**H: 6-7 A: 1-11 N: 1-2**
**Head Coach: Brenda Paul**

|            |                     |                    |       |   |
|------------|---------------------|--------------------|-------|---|
| 11/27/1985 | Illinois-Chicago    | Chicago, Ill.      | 51-59 | L |
| 11/29/1985 | Rice                | Chicago, Ill.      | 55-50 | W |
| 11/30/1985 | DePaul              | Chicago, Ill.      | 47-68 | L |
| 12/3/1985  | Mississippi College | Starkville, Miss.  | 64-65 | L |
| 12/7/1985  | Southern Miss       | Hattiesburg, Miss. | 62-63 | L |
| 12/10/1985 | William Carey       | Starkville, Miss.  | 67-62 | W |
| 12/14/1985 | Jackson State       | Starkville, Miss.  | 88-65 | W |
| 12/17/1985 | UT-Chattanooga      | Starkville, Miss.  | 54-62 | L |
| 12/28/1985 | Manhattan           | New York, N.Y.     | 32-52 | L |
| 12/29/1985 | Wagner              | New York, N.Y.     | 59-58 | W |
| 1/2/1986   | * Alabama           | Starkville, Miss.  | 44-57 | L |
| 1/4/1986   | * #12 LSU           | Baton Rouge, La.   | 45-67 | L |
| 1/8/1986   | Jackson State       | Jackson, Miss.     | 50-57 | L |
| 1/11/1986  | * #10 Auburn        | Starkville, Miss.  | 32-82 | L |
| 1/15/1986  | South Carolina      | Starkville, Miss.  | 57-51 | W |
| 1/18/1986  | * #8 Mississippi    | Oxford, Miss.      | 42-82 | L |
| 1/22/1986  | Delta State         | Cleveland, Miss.   | 61-74 | L |
| 1/25/1986  | * Vanderbilt        | Starkville, Miss.  | 41-69 | L |
| 1/29/1986  | * Florida           | Gainesville, Fla.  | 51-67 | L |
| 2/1/1986   | Bryan College       | Starkville, Miss.  | 95-78 | W |
| 2/5/1986   | UALR                | Starkville, Miss.  | 83-74 | W |

# YEAR-BY-YEAR RESULTS



|           |                     |                   |        |   |
|-----------|---------------------|-------------------|--------|---|
| 2/8/1986  | * #2 Georgia        | Athens, Ga.       | 47-87  | L |
| 2/11/1986 | Mississippi College | Clinton, Miss.    | 65-71  | L |
| 2/16/1986 | * Kentucky          | Lexington, Ky.    | 54-66  | L |
| 2/19/1986 | * #11 Mississippi   | Starkville, Miss. | 47-69  | L |
| 2/22/1986 | * #15 Tennessee     | Starkville, Miss. | 51-72  | L |
| 2/24/1986 | Judson College      | Starkville, Miss. | 117-35 | W |
| 3/1/1986  | Vanderbilt          | Athens, Ga.       | 69-83  | L |

**1986-87 (13-17, 2-7 SEC - T8th) H: 7-5 A: 3-8 N: 3-4**  
**Head Coach: Brenda Paul**

|            |                     |                    |       |   |
|------------|---------------------|--------------------|-------|---|
| 11/28/1986 | Seton Hall          | Atlanta, Ga.       | 50-56 | L |
| 11/29/1986 | UC-Santa Barbara    | Atlanta, Ga.       | 75-41 | W |
| 12/4/1986  | Memphis             | Starkville, Miss.  | 81-71 | W |
| 12/6/1986  | Delta State         | Starkville, Miss.  | 53-68 | L |
| 12/12/1986 | UNLV                | Las Vegas, Nevada  | 44-62 | L |
| 12/13/1986 | Indiana             | Las Vegas, Nevada  | 52-62 | L |
| 12/17/1986 | Southern Miss       | Hattiesburg, Miss. | 57-60 | L |
| 12/20/1986 | Illinois-Chicago    | Starkville, Miss.  | 77-55 | W |
| 1/2/1987   | UAB                 | Birmingham, Ala.   | 66-58 | W |
| 1/4/1987   | UT-Chattanooga      | Chattanooga, Tenn. | 79-46 | W |
| 1/6/1987   | Mississippi College | Clinton, Miss.     | 74-64 | W |
| 1/10/1987  | Southern Miss       | Starkville, Miss.  | 55-58 | L |
| 1/14/1987  | * Mississippi       | Starkville, Miss.  | 51-68 | L |
| 1/18/1987  | * Georgia           | Starkville, Miss.  | 50-69 | L |
| 1/22/1987  | Memphis             | Memphis, Tenn.     | 64-73 | L |
| 1/24/1987  | UALR                | Starkville, Miss.  | 97-63 | W |
| 1/27/1987  | * #14 Vanderbilt    | Nashville, Tenn.   | 61-71 | L |
| 1/30/1987  | * Kentucky          | Starkville, Miss.  | 81-61 | W |
| 2/4/1987   | * Alabama           | Tuscaloosa, Ala.   | 54-77 | L |
| 2/7/1987   | * Florida           | Starkville, Miss.  | 70-59 | W |
| 2/11/1987  | * #3 Auburn         | Auburn, Ala.       | 35-82 | L |
| 2/14/1987  | * #4 Mississippi    | Oxford, Miss.      | 50-78 | L |
| 2/16/1987  | William Carey       | Starkville, Miss.  | 90-80 | W |
| 2/18/1987  | Mississippi College | Starkville, Miss.  | 72-58 | W |
| 2/21/1987  | * #9 Tennessee      | Knoxville, Tenn.   | 53-84 | L |
| 2/25/1987  | * #14 LSU           | Starkville, Miss.  | 67-79 | L |
| 2/27/1987  | Miami (FL)          | Anchorage, Alaska  | 81-67 | W |
| 2/28/1987  | New Orleans         | Anchorage, Alaska  | 50-54 | L |
| 3/1/1987   | UAB                 | Anchorage, Alaska  | 63-51 | W |
| 3/4/1987   | Alabama             | Albany, Ga.        | 76-88 | L |

**1987-88 (19-13, 2-7 SEC - 8th) H: 8-5 A: 7-4 N: 4-4**  
**Head Coach: Brenda Paul**

|            |                     |                    |            |   |
|------------|---------------------|--------------------|------------|---|
| 11/27/1987 | Michigan State      | Atlanta, Ga.       | 63-53      | W |
| 11/28/1987 | Middle Tennessee    | Atlanta, Ga.       | 56-57      | L |
| 12/2/1987  | Jackson State       | Jackson, Miss.     | 52-45      | W |
| 12/5/1987  | Southern Miss       | Hattiesburg, Miss. | 64-55      | W |
| 12/12/1987 | Jackson State       | Jackson, Miss.     | 71-50      | W |
| 12/14/1987 | William Carey       | Starkville, Miss.  | 90-56      | W |
| 12/16/1987 | UALR                | at UALR            | 68-55      | W |
| 12/18/1987 | Alaska-Anchorage    | Memphis, Tenn.     | 90-56      | W |
| 12/19/1987 | Memphis             | Memphis, Tenn.     | 77-85      | L |
| 1/4/1988   | UAB                 | Starkville, Miss.  | 71-67 (OT) | W |
| 1/7/1988   | * Kentucky          | Lexington, Ky.     | 68-61      | W |
| 1/13/1988  | * Florida           | Gainesville, Fla.  | 72-50      | W |
| 1/16/1988  | * #3 Auburn         | Starkville, Miss.  | 65-76      | L |
| 1/20/1988  | * #6 Mississippi    | Oxford, Miss.      | 57-79      | L |
| 1/24/1988  | * #15 Georgia       | Athens, Ga.        | 55-60      | L |
| 1/27/1988  | Mississippi College | Starkville, Miss.  | 74-61      | W |
| 1/30/1988  | * LSU               | Baton Rouge, La.   | 49-57      | L |
| 2/3/1988   | * Vanderbilt        | Starkville, Miss.  | 70-80      | L |
| 2/6/1988   | UALR                | Starkville, Miss.  | 70-53      | W |
| 2/8/1988   | * #4 Tennessee      | Starkville, Miss.  | 74-81      | L |
| 2/13/1988  | * Alabama           | Starkville, Miss.  | 73-77      | L |
| 2/15/1988  | Shorter College     | Starkville, Miss.  | 95-46      | W |
| 2/17/1988  | Southern Miss       | Starkville, Miss.  | 65-60      | W |
| 2/20/1988  | * #10 Mississippi   | Starkville, Miss.  | 71-72      | L |
| 2/22/1988  | Mississippi College | Clinton, Miss.     | 59-57      | W |
| 2/26/1988  | Tulane              | Starkville, Miss.  | 66-58      | W |
| 2/27/1988  | UAB                 | Starkville, Miss.  | 68-57      | W |
| 3/4/1988   | Florida             | Albany, Ga.        | 67-46      | W |
| 3/5/1988   | * #1 Auburn         | Albany, Ga.        | 48-78      | L |
| 3/24/1988  | DePaul              | Amarillo, Texas    | 57-73      | L |
| 3/25/1988  | Montana State       | Amarillo, Texas    | 67-61      | W |
| 3/26/1988  | South Alabama       | Amarillo, Texas    | 51-73      | L |

**1988-89 (12-16, 3-6 SEC - T7th) H: 8-3 A: 2-11 N: 2-2**  
**Head Coach: Brenda Paul**

|            |                     |                   |       |   |
|------------|---------------------|-------------------|-------|---|
| 11/25/1988 | Mississippi College | Clinton, Miss.    | 69-76 | L |
| 11/26/1988 | Jackson State       | Jackson, Miss.    | 53-47 | W |
| 11/30/1988 | South Alabama       | Starkville, Miss. | 64-59 | W |
| 12/2/1988  | UAB                 | Memphis, Tenn.    | 71-65 | W |
| 12/3/1988  | Memphis             | Memphis, Tenn.    | 75-83 | L |
| 12/8/1988  | Southern Miss       | Starkville, Miss. | 73-86 | L |
| 12/11/1988 | Georgia State       | Starkville, Miss. | 74-71 | W |
| 12/17/1988 | Fairleigh-Dickinson | Hanover, N.H.     | 58-56 | W |
| 12/18/1988 | Dartmouth           | Hanover, N.H.     | 57-55 | W |

|            |                     |                    |       |   |
|------------|---------------------|--------------------|-------|---|
| 12/30/1988 | Dartmouth           | New Orleans, La.   | 33-64 | L |
| 12/31/1988 | New Orleans         | New Orleans, La.   | 58-73 | L |
| 1/3/1989   | Memphis             | Starkville, Miss.  | 86-68 | W |
| 1/5/1989   | Jackson State       | Starkville, Miss.  | 64-53 | W |
| 1/8/1989   | UAB                 | Birmingham, Ala.   | 57-73 | L |
| 1/11/1989  | * #1 Auburn         | Auburn, Ala.       | 35-77 | L |
| 1/13/1989  | Southern Miss       | Hattiesburg, Miss. | 64-87 | L |
| 1/16/1989  | * #2 Tennessee      | Knoxville, Tenn.   | 54-79 | L |
| 1/21/1989  | * Florida           | Starkville, Miss.  | 84-80 | W |
| 1/25/1989  | * #8 Mississippi    | Oxford, Miss.      | 65-78 | L |
| 1/28/1989  | * Vanderbilt        | Nashville, Tenn.   | 53-75 | L |
| 1/31/1989  | * Kentucky          | Starkville, Miss.  | 64-54 | W |
| 2/4/1989   | * #12 LSU           | Starkville, Miss.  | 87-77 | W |
| 2/8/1989   | * Alabama           | Tuscaloosa, Ala.   | 64-77 | L |
| 2/11/1989  | Tulane              | New Orleans, La.   | 56-62 | L |
| 2/14/1989  | Mississippi College | Starkville, Miss.  | 89-84 | W |
| 2/18/1989  | * #5 Georgia        | Starkville, Miss.  | 74-83 | L |
| 2/25/1989  | * #12 Mississippi   | Starkville, Miss.  | 55-79 | L |
| 3/3/1989   | Alabama             | Albany, Ga.        | 55-59 | L |

**1989-90 (9-19, 0-9 SEC - 10th) H: 5-8 A: 2-10 N: 2-1**  
**Head Coach: Jerry Henderson**

|            |                     |                    |            |   |
|------------|---------------------|--------------------|------------|---|
| 11/24/1989 | Texas State         | Houston, Texas     | 72-70      | W |
| 11/25/1989 | Rice                | Houston, Texas     | 78-65      | W |
| 11/29/1989 | William Carey       | Starkville, Miss.  | 85-72      | W |
| 12/1/1989  | Florida State       | Tallahassee, Fla.  | 62-89      | L |
| 12/2/1989  | Stetson             | Tallahassee, Fla.  | 81-70      | W |
| 12/4/1989  | West Alabama        | Starkville, Miss.  | 66-67      | L |
| 12/6/1989  | Alabama State       | Starkville, Miss.  | 94-54      | W |
| 12/9/1989  | Jackson State       | Jackson, Miss.     | 57-59      | L |
| 12/12/1989 | * #25 Southern Miss | Hattiesburg, Miss. | 51-89      | L |
| 12/16/1989 | UAB                 | Starkville, Miss.  | 63-73      | L |
| 1/4/1990   | Southern University | Starkville, Miss.  | 73-52      | W |
| 1/6/1990   | South Alabama       | Mobile, Ala.       | 68-86      | L |
| 1/8/1990   | Jackson State       | Starkville, Miss.  | 55-52      | W |
| 1/10/1990  | * #15 Auburn        | Starkville, Miss.  | 48-83      | L |
| 1/15/1990  | * Kentucky (SCF)    | Lexington, Ky.     | 61-86      | L |
| 1/17/1990  | Mississippi College | Starkville, Miss.  | 93-86      | W |
| 1/20/1990  | * Florida           | Gainesville, Fla.  | 87-91 (OT) | L |
| 1/24/1990  | Mississippi         | Starkville, Miss.  | 53-80      | L |
| 1/27/1990  | * Vanderbilt        | Starkville, Miss.  | 64-74      | L |
| 1/31/1990  | * #18 Southern Miss | Starkville, Miss.  | 64-83      | L |
| 2/3/1990   | * #16 LSU           | Baton Rouge, La.   | 54-92      | L |
| 2/7/1990   | * #5 Tennessee      | Starkville, Miss.  | 55-76      | L |
| 2/10/1990  | UAB                 | Birmingham, Ala.   | 58-57      | W |
| 2/14/1990  | * Alabama           | Starkville, Miss.  | 63-71      | L |
| 2/17/1990  | * #7 Georgia        | Athens, Ga.        | 64-101     | L |
| 2/22/1990  | Mississippi College | Clinton, Miss.     | 61-86      | L |
| 2/24/1990  | * Mississippi       | Oxford, Miss.      | 54-69      | L |
| 3/2/1990   | * #21 LSU           | Albany, Ga.        | 49-68      | L |

**1990-91 (7-20, 0-9 SEC - 10th) H: 5-8 A: 2-10 N: 0-2**  
**Head Coach: Jerry Henderson**

|            |                     |                     |       |   |
|------------|---------------------|---------------------|-------|---|
| 11/23/1990 | DePaul              | Chicago, Ill.       | 54-78 | L |
| 11/24/1990 | Saint John's        | Chicago, Ill.       | 50-68 | L |
| 11/29/1990 | Jackson State       | Jackson, Miss.      | 57-61 | L |
| 11/30/1990 | Southern University | Baton Rouge, La.    | 73-61 | W |
| 12/3/1990  | Belhaven            | Starkville, Miss.   | 62-55 | W |
| 12/6/1990  | Middle Tennessee    | Murfreesboro, Tenn. | 49-69 | L |
| 12/13/1990 | UAB                 | Starkville, Miss.   | 60-54 | W |
| 12/15/1990 | Jackson State       | Starkville, Miss.   | 56-57 | L |
| 12/18/1990 | Southern Miss       | Hattiesburg, Miss.  | 51-75 | L |
| 12/30/1990 | Southern University | Starkville, Miss.   | 80-47 | W |
| 1/2/1991   | * #5 Tennessee      | Knoxville, Tenn.    | 63-91 | L |
| 1/6/1991   | * Vanderbilt        | Nashville, Tenn.    | 57-71 | L |
| 1/9/1991   | * #15 LSU           | Starkville, Miss.   | 56-79 | L |
| 1/12/1991  | * #16 Mississippi   | Starkville, Miss.   | 41-67 | L |
| 1/16/1991  | Mississippi College | Clinton, Miss.      | 75-66 | W |
| 1/19/1991  | * Florida (SCF)     | Starkville, Miss.   | 71-74 | L |
| 1/23/1991  | Alabama             | Starkville, Miss.   | 57-69 | L |
| 1/26/1991  | * #7 Auburn         | Auburn, Ala.        | 38-89 | L |
| 1/29/1991  | William Carey       | Starkville, Miss.   | 74-43 | W |
| 1/31/1991  | Mississippi College | Starkville, Miss.   | 75-61 | W |
| 2/5/1991   | UAB                 | Birmingham, Ala.    | 70-95 | L |
| 2/9/1991   | * Kentucky          | Starkville, Miss.   | 64-75 | L |
| 2/13/1991  | * #14 Mississippi   | Oxford, Miss.       | 57-75 | L |
| 2/16/1991  | * #3 Georgia        | Starkville, Miss.   | 59-90 | L |
| 2/20/1991  | Southern Miss       | Starkville, Miss.   | 60-65 | L |
| 2/23/1991  | * Alabama           | Tuscaloosa, Ala.    | 56-73 | L |
| 3/1/1991   | * #18 Mississippi   | Albany, Ga.         | 56-74 | L |



# YEAR-BY-YEAR RESULTS

**1991-92 (15-13, 4-7 SEC - T7th)**
**H: 10-3 A: 3-9 N: 2-1**
**Head Coach: Jerry Henderson**

|            |                     |                    |            |   |
|------------|---------------------|--------------------|------------|---|
| 11/25/1991 | William Carey       | Starkville, Miss.  | 76-75      | W |
| 11/29/1991 | Jackson State       | Hattiesburg, Miss. | 64-63      | W |
| 11/30/1991 | Southern Miss       | Hattiesburg, Miss. | 74-89      | L |
| 12/3/1991  | Belhaven            | Starkville, Miss.  | 66-53      | W |
| 12/6/1991  | Murray State        | Jonesboro, Ark.    | 72-71      | W |
| 12/7/1991  | Arkansas State      | Jonesboro, Ark.    | 43-53      | L |
| 12/14/1991 | Mississippi Valley  | Starkville, Miss.  | 60-50      | W |
| 12/18/1991 | * Florida           | Gainesville, Fla.  | 66-64      | W |
| 1/2/1992   | Mississippi Valley  | Itta Bena, Miss.   | 77-61      | W |
| 1/4/1992   | * Kentucky          | Lexington, Ky.     | 52-75      | L |
| 1/9/1992   | Southern Miss       | Starkville, Miss.  | 72-68      | W |
| 1/13/1992  | Memphis             | Starkville, Miss.  | 67-65      | W |
| 1/15/1992  | Tulane              | New Orleans, La.   | 55-49      | W |
| 1/18/1992  | * #13 Vanderbilt    | Starkville, Miss.  | 52-85      | L |
| 1/22/1992  | Jackson State       | Jackson, Miss.     | 42-58      | L |
| 1/26/1992  | * Georgia           | Athens, Ga.        | 60-82      | L |
| 1/30/1992  | Mississippi College | Starkville, Miss.  | 55-53      | W |
| 2/2/1992   | * Auburn            | Starkville, Miss.  | 62-51      | W |
| 2/6/1992   | Mississippi College | Clinton, Miss.     | 51-69      | L |
| 2/8/1992   | * #22 Alabama       | Tuscaloosa, Ala.   | 66-69      | L |
| 2/12/1992  | * #3 Tennessee      | Starkville, Miss.  | 56-78      | L |
| 2/15/1992  | * Arkansas          | Starkville, Miss.  | 76-66      | W |
| 2/19/1992  | Jackson State       | Starkville, Miss.  | 81-52      | W |
| 2/22/1992  | * South Carolina    | Starkville, Miss.  | 58-42      | W |
| 2/26/1992  | * #4 Mississippi    | Starkville, Miss.  | 50-60      | L |
| 2/29/1992  | * LSU               | Baton Rouge, La.   | 50-70      | L |
| 3/3/1992   | Memphis             | Memphis, Tenn.     | 81-82 (OT) | L |
| 3/6/1992   | LSU                 | Albany, Ga.        | 56-61      | L |

**1992-93 (14-13, 3-8 SEC - 11th)**
**H: 8-3 A: 1-7 N: 5-3**
**Head Coach: Jerry Henderson**

|            |                      |                    |        |   |
|------------|----------------------|--------------------|--------|---|
| 12/1/1992  | * Florida            | Starkville, Miss.  | 74-58  | W |
| 12/4/1992  | #25 Colorado         | Boulder, Colo.     | 59-95  | L |
| 12/5/1992  | Idaho State          | Boulder, Colo.     | 72-63  | W |
| 12/8/1992  | Belhaven             | Starkville, Miss.  | 69-56  | W |
| 12/12/1992 | Christian Brothers   | Starkville, Miss.  | 85-54  | W |
| 12/15/1992 | Georgia State        | Atlanta, Ga.       | 91-70  | W |
| 12/16/1992 | New Orleans          | Atlanta, Ga.       | 63-76  | L |
| 12/18/1992 | Wake Forest          | Birmingham, Ala.   | 72-79  | L |
| 12/19/1992 | Mississippi Valley   | Birmingham, Ala.   | 106-69 | W |
| 12/30/1992 | Monmouth             | Orlando, Fla.      | 97-62  | W |
| 12/31/1992 | Texas Christian      | Orlando, Fla.      | 108-85 | W |
| 1/2/1993   | Va. Commonwealth     | Orlando, Fla.      | 89-74  | W |
| 1/4/1993   | * Kentucky           | Starkville, Miss.  | 53-73  | L |
| 1/7/1993   | * South Carolina     | Columbia, S.C.     | 61-72  | L |
| 1/9/1993   | * #2 Tennessee       | Knoxville, Tenn.   | 62-109 | L |
| 1/17/1993  | * #1 Vanderbilt (SS) | Nashville, Tenn.   | 44-108 | L |
| 1/23/1993  | * Georgia            | Starkville, Miss.  | 76-65  | W |
| 1/30/1993  | * #9 Auburn          | Auburn, Ala.       | 64-72  | L |
| 2/3/1993   | West Alabama         | Starkville, Miss.  | 106-83 | W |
| 2/6/1993   | * Alabama            | Starkville, Miss.  | 89-102 | L |
| 2/10/1993  | Arkansas State       | Starkville, Miss.  | 72-77  | L |
| 2/13/1993  | * Arkansas           | Fayetteville, Ark. | 51-80  | L |
| 2/16/1993  | UAB                  | Starkville, Miss.  | 81-78  | W |
| 2/24/1993  | * Mississippi        | Oxford, Miss.      | 77-83  | L |
| 2/27/1993  | * LSU                | Starkville, Miss.  | 76-71  | W |
| 3/1/1993   | Mississippi College  | Starkville, Miss.  | 86-51  | W |
| 3/5/1993   | Kentucky             | Chattanooga, Tenn. | 73-84  | L |

**1993-94 (8-18, 1-10 SEC - 12th)**
**H: 7-7 A: 1-9 N: 0-2**
**Head Coach: Jerry Henderson**

|            |                     |                   |        |   |
|------------|---------------------|-------------------|--------|---|
| 11/26/1993 | West Alabama        | Starkville, Miss. | 95-49  | W |
| 11/30/1993 | Belhaven            | Starkville, Miss. | 115-60 | W |
| 12/3/1993  | UT-Chattanooga      | Starkville, Miss. | 103-87 | W |
| 12/4/1993  | Louisiana-Monroe    | Starkville, Miss. | 85-75  | W |
| 12/8/1993  | * South Carolina    | Starkville, Miss. | 97-83  | W |
| 12/18/1993 | Virginia Tech       | Malibu, Calif.    | 61-76  | L |
| 12/19/1993 | Pepperdine          | Malibu, Calif.    | 73-78  | L |
| 1/3/1994   | Southern University | Baton Rouge, La.  | 86-78  | W |
| 1/5/1994   | * LSU               | Baton Rouge, La.  | 72-83  | L |
| 1/8/1994   | * Florida           | Gainesville, Fla. | 66-80  | L |
| 1/11/1994  | William Carey       | Starkville, Miss. | 108-51 | W |
| 1/16/1994  | * Kentucky          | Lexington, Ky.    | 79-81  | L |
| 1/19/1994  | UAB                 | Birmingham, Ala.  | 59-89  | L |
| 1/22/1994  | * #1 Tennessee      | Starkville, Miss. | 62-82  | L |
| 1/25/1994  | Tulane              | Starkville, Miss. | 84-92  | L |
| 1/29/1994  | * #9 Vanderbilt     | Starkville, Miss. | 77-88  | L |
| 2/1/1994   | Southern University | Starkville, Miss. | 90-74  | W |
| 2/6/1994   | * Georgia           | Atlanta, Ga.      | 65-83  | L |
| 2/9/1994   | Memphis             | Memphis, Tenn.    | 72-99  | L |
| 2/12/1994  | * #19 Auburn        | Starkville, Miss. | 47-85  | L |
| 2/15/1994  | Louisiana-Monroe    | Monroe, La.       | 64-81  | L |
| 2/19/1994  | * #17 Alabama       | Tuscaloosa, Ala.  | 55-68  | L |

|           |                   |                    |        |   |
|-----------|-------------------|--------------------|--------|---|
| 2/23/1994 | * #24 Mississippi | Starkville, Miss.  | 63-74  | L |
| 2/29/1994 | * Arkansas        | Starkville, Miss.  | 61-67  | L |
| 3/1/1994  | Memphis           | Starkville, Miss.  | 60-74  | L |
| 3/4/1994  | #24 Mississippi   | Chattanooga, Tenn. | 64-100 | L |

**1994-95 (9-18, 1-10 SEC - T10th)**
**H: 6-4 A: 0-11 N: 3-3**
**Head Coach: Jerry Henderson**

|            |                     |                    |        |   |
|------------|---------------------|--------------------|--------|---|
| 11/25/1994 | Grambling           | Tuscaloosa, Ala.   | 91-112 | L |
| 11/26/1994 | Villanova           | Tuscaloosa, Ala.   | 58-73  | L |
| 12/2/1994  | Charleston Southern | Chicago, Ill.      | 76-50  | W |
| 12/3/1994  | DePaul              | Chicago, Ill.      | 87-96  | L |
| 12/6/1994  | * South Carolina    | Columbia, S.C.     | 56-63  | L |
| 12/10/1994 | Lynn                | Starkville, Miss.  | 103-44 | W |
| 12/16/1994 | New Orleans         | Mobile, Ala.       | 78-58  | W |
| 12/17/1994 | South Alabama       | Mobile, Ala.       | 57-61  | L |
| 12/19/1994 | SE Louisiana        | Hammond, La.       | 61-84  | L |
| 12/30/1994 | Indiana             | Bloomington, Ind.  | 68-82  | L |
| 12/31/1994 | Radford             | Bloomington, Ind.  | 74-60  | W |
| 1/3/1995   | Tulane              | New Orleans, La.   | 64-85  | L |
| 1/5/1995   | * Kentucky (JP)     | Starkville, Miss.  | 53-65  | L |
| 1/7/1995   | * #16 Florida       | Starkville, Miss.  | 47-79  | L |
| 1/10/1995  | * LSU               | Starkville, Miss.  | 72-65  | W |
| 1/16/1995  | SE Louisiana        | Starkville, Miss.  | 80-45  | W |
| 1/21/1995  | * #2 Tennessee      | Knoxville, Tenn.   | 58-81  | L |
| 1/24/1995  | Belhaven            | Starkville, Miss.  | 78-38  | W |
| 1/29/1995  | * #9 Vanderbilt     | Nashville, Tenn.   | 60-107 | L |
| 1/31/1995  | Jacksonville State  | Starkville, Miss.  | 107-44 | W |
| 2/4/1995   | * #11 Georgia       | Starkville, Miss.  | 66-69  | L |
| 2/7/1995   | William Carey       | Starkville, Miss.  | 100-76 | W |
| 2/11/1995  | * Auburn            | Auburn, Ala.       | 63-77  | L |
| 2/15/1995  | * #16 Mississippi   | Oxford, Miss.      | 59-88  | L |
| 2/18/1995  | * #19 Alabama       | Starkville, Miss.  | 55-76  | L |
| 2/26/1995  | * #16 Arkansas      | Fayetteville, Ark. | 63-86  | L |
| 3/3/1995   | #20 Mississippi     | Chattanooga, Tenn. | 69-78  | L |

**1995-96 (13-14, 4-7 SEC - T8th)**
**H: 9-3 A: 4-9 N: 0-2**
**Head Coach: Sharon Fanning**

|            |                   |                    |            |   |
|------------|-------------------|--------------------|------------|---|
| 11/24/1995 | New Orleans       | New Orleans, La.   | 84-66      | W |
| 11/25/1995 | #22 Duke          | New Orleans, La.   | 67-72      | L |
| 11/29/1995 | Arkansas State    | Jonesboro, Ark.    | 68-88      | L |
| 12/1/1995  | Southern Miss     | Starkville, Miss.  | 89-69      | W |
| 12/4/1995  | * LSU             | Baton Rouge, La.   | 64-85      | L |
| 12/9/1995  | Tulane            | Starkville, Miss.  | 63-71      | L |
| 12/13/1995 | Louisiana-Monroe  | Starkville, Miss.  | 81-59      | W |
| 12/17/1995 | Murray State      | Murray, Ky.        | 66-52      | W |
| 12/18/1995 | Tennessee-Martin  | Martin, Tenn.      | 85-71      | W |
| 12/20/1995 | Memphis           | Starkville, Miss.  | 94-83      | W |
| 12/30/1995 | Morehead State    | Birmingham, Ala.   | 90-53      | W |
| 12/31/1995 | UAB               | Birmingham, Ala.   | 75-81      | L |
| 1/3/1996   | * South Carolina  | Starkville, Miss.  | 62-61 (OT) | W |
| 1/6/1996   | * #8 Arkansas     | Starkville, Miss.  | 77-67      | W |
| 1/9/1996   | Arkansas State    | Starkville, Miss.  | 76-56      | W |
| 1/13/1996  | * #19 Alabama     | Tuscaloosa, Ala.   | 64-97      | L |
| 1/17/1996  | * #25 Mississippi | Oxford, Miss.      | 51-74      | L |
| 1/20/1996  | * #22 Auburn      | Starkville, Miss.  | 71-67      | W |
| 1/28/1996  | * #3 Georgia      | Athens, Ga.        | 62-97      | L |
| 2/2/1996   | * #7 Vanderbilt   | Starkville, Miss.  | 67-64      | W |
| 2/7/1996   | Southern Miss     | Hattiesburg, Miss. | 79-100     | L |
| 2/10/1996  | * #6 Tennessee    | Starkville, Miss.  | 76-92      | L |
| 2/13/1996  | Oral Roberts      | Starkville, Miss.  | 70-53      | W |
| 2/17/1996  | * Kentucky (SS)   | Lexington, Ky.     | 60-78      | L |
| 2/21/1996  | #21 Mississippi   | Starkville, Miss.  | 68-71      | L |
| 2/24/1996  | * #19 Florida     | Gainesville, Fla.  | 45-95      | L |
| 3/1/1996   | LSU               | Chattanooga, Tenn. | 63-85      | L |

**1996-97 (11-16, 1-11 SEC - T10th)**
**H: 6-6 A: 3-7 N: 2-3**
**Head Coach: Sharon Fanning**

|            |                    |                    |       |   |
|------------|--------------------|--------------------|-------|---|
| 11/22/1996 | Southern Miss      | Hattiesburg, Miss. | 73-80 | L |
| 11/25/1996 | Tennessee-Martin   | Starkville, Miss.  | 73-46 | W |
| 11/27/1996 | Murray State       | Starkville, Miss.  | 75-61 | W |
| 11/29/1996 | Oral Roberts       | Kansas City, Mo.   | 63-57 | W |
| 11/30/1996 | Illinois-Chicago   | Kansas City, Mo.   | 61-44 | W |
| 12/3/1996  | * LSU              | Starkville, Miss.  | 76-77 | L |
| 12/6/1996  | Louisiana-Monroe   | Starkville, Miss.  | 75-50 | W |
| 12/7/1996  | Grambling State    | Starkville, Miss.  | 81-61 | W |
| 12/13/1996 | Memphis            | Memphis, Tenn.     | 74-96 | L |
| 12/15/1996 | Louisiana-Monroe   | Monroe, La.        | 75-53 | W |
| 12/18/1996 | Central Florida    | Orlando, Fla.      | 72-61 | W |
| 12/28/1996 | Wake Forest        | Greensboro, N.C.   | 51-67 | L |
| 12/29/1996 | #20 North Carolina | Greensboro, N.C.   | 49-76 | L |
| 1/2/1997   | * South Carolina   | Columbia, S.C.     | 81-71 | W |
| 1/5/1997   | * #13 Arkansas     | Fayetteville, Ark. | 67-84 | L |
| 1/10/1997  | * #6 Alabama       | Starkville, Miss.  | 52-72 | L |
| 1/14/1997  | * Mississippi      | Starkville, Miss.  | 59-62 | L |
| 1/18/1997  | * #22 Auburn       | Auburn, Ala.       | 59-77 | L |

# YEAR-BY-YEAR RESULTS



|           |                     |                    |        |   |
|-----------|---------------------|--------------------|--------|---|
| 1/24/1997 | * #5 Georgia        | Starkville, Miss.  | 65-68  | L |
| 1/28/1997 | Oral Roberts        | Starkville, Miss.  | 77-62  | W |
| 2/2/1997  | * #14 Vanderbilt    | Nashville, Tenn.   | 60-99  | L |
| 2/5/1997  | Southern Miss       | Starkville, Miss.  | 76-66  | W |
| 2/9/1997  | * #9 Tennessee      | Knoxville, Tenn.   | 39-104 | L |
| 2/16/1997 | * Kentucky (SEC-TV) | Starkville, Miss.  | 57-74  | L |
| 2/19/1997 | * Mississippi       | Oxford, Miss.      | 56-76  | L |
| 2/22/1997 | * #10 Florida       | Starkville, Miss.  | 71-75  | L |
| 2/28/1997 | #17 Vanderbilt      | Chattanooga, Tenn. | 42-70  | L |

**1997-98 (14-15, 4-10 SEC - T9th) H: 9-4 A: 2-9 N: 3-2**  
**Head Coach: Sharon Fanning**

|            |                        |                    |       |   |
|------------|------------------------|--------------------|-------|---|
| 11/18/1997 | Troy                   | Troy, Ala.         | 69-72 | L |
| 11/21/1997 | Arkansas-Pine Bluff    | Starkville, Miss.  | 78-50 | W |
| 11/22/1997 | Arkansas State         | Starkville, Miss.  | 68-76 | L |
| 11/25/1997 | Memphis                | Starkville, Miss.  | 87-74 | W |
| 11/28/1997 | South Alabama          | Mobile, Ala.       | 93-65 | W |
| 12/1/1997  | UMKC                   | Starkville, Miss.  | 73-63 | W |
| 12/4/1997  | Troy                   | Starkville, Miss.  | 80-57 | W |
| 12/14/1997 | * #9 Vanderbilt        | Nashville, Tenn.   | 47-78 | L |
| 12/19/1997 | Oregon                 | Kona, Hawai'i      | 68-64 | W |
| 12/20/1997 | Nevada                 | Kona, Hawai'i      | 45-35 | W |
| 12/21/1997 | Washington State       | Kona, Hawai'i      | 59-61 | L |
| 12/30/1997 | Austin Peay            | Starkville, Miss.  | 83-59 | W |
| 1/3/1998   | * LSU                  | Baton Rouge, La.   | 67-76 | L |
| 1/7/1998   | * Mississippi          | Starkville, Miss.  | 80-76 | W |
| 1/11/1998  | * South Carolina       | Starkville, Miss.  | 70-62 | W |
| 1/15/1998  | * Arkansas             | Starkville, Miss.  | 73-80 | L |
| 1/18/1998  | * Alabama              | Tuscaloosa, Ala.   | 69-85 | L |
| 1/21/1998  | * Mississippi          | Oxford, Miss.      | 74-83 | L |
| 1/25/1998  | * Auburn               | Starkville, Miss.  | 63-59 | W |
| 1/28/1998  | * Arkansas             | Fayetteville, Ark. | 70-89 | L |
| 2/1/1998   | * #17 Georgia          | Athens, Ga.        | 79-75 | W |
| 2/5/1998   | * #11 Vanderbilt       | Starkville, Miss.  | 66-73 | L |
| 2/9/1998   | * #1 Tennessee         | Starkville, Miss.  | 52-74 | L |
| 2/15/1998  | * Kentucky             | Lexington, Ky.     | 62-71 | L |
| 2/18/1998  | Belmont                | Starkville, Miss.  | 73-52 | W |
| 2/22/1998  | * #12 Florida (SEC-TV) | Gainesville, Fla.  | 68-74 | L |
| 2/26/1998  | Kentucky               | Columbus, Ga.      | 67-48 | W |
| 2/27/1998  | #1 Tennessee           | Columbus, Ga.      | 60-88 | L |
| 3/15/1998  | Baylor                 | Waco, Texas        | 65-75 | L |

**1998-99 (17-11, 7-7 SEC - T5th) H: 11-2 A: 3-7 N: 3-2**  
**Head Coach: Sharon Fanning**

|            |                    |                    |            |   |
|------------|--------------------|--------------------|------------|---|
| 11/16/1998 | Grambling          | Starkville, Miss.  | 79-75      | W |
| 11/20/1998 | Southern Miss      | Hattiesburg, Miss. | 98-94 (OT) | W |
| 11/28/1998 | Ball State         | Cambridge, Mass.   | 69-64      | W |
| 11/29/1998 | Harvard            | Cambridge, Mass.   | 64-51      | W |
| 12/1/1998  | Alabama State      | Starkville, Miss.  | 89-51      | W |
| 12/8/1998  | * #20 Vanderbilt   | Starkville, Miss.  | 71-66      | W |
| 12/9/1998  | Memphis            | Memphis, Tenn.     | 73-82      | L |
| 12/19/1998 | Northwestern State | Starkville, Miss.  | 99-76      | W |
| 12/20/1998 | Ohio               | Starkville, Miss.  | 83-62      | W |



*The 1999-00 squad went 24-8 and won the program's first NCAA Tournament game, a 94-60 decision against Saint Peter's in Eugene, Ore.*

|            |                      |                    |       |   |
|------------|----------------------|--------------------|-------|---|
| 12/28/1998 | Campbell             | Blacksburg, Va.    | 83-56 | W |
| 12/29/1998 | #16 Virginia Tech    | Blacksburg, Va.    | 52-73 | L |
| 1/3/1999   | * LSU (SEC-TV)       | Starkville, Miss.  | 61-68 | L |
| 1/7/1999   | * Mississippi        | Oxford, Miss.      | 61-69 | L |
| 1/10/1999  | * South Carolina     | Columbia, S.C.     | 69-66 | W |
| 1/14/1999  | * Arkansas           | Fayetteville, Ark. | 58-85 | L |
| 1/17/1999  | * #19 Alabama        | Starkville, Miss.  | 59-75 | L |
| 1/24/1999  | * #20 Auburn         | Auburn, Ala.       | 46-57 | L |
| 1/28/1999  | * Arkansas           | Starkville, Miss.  | 81-60 | W |
| 1/31/1999  | * #4 Georgia         | Starkville, Miss.  | 78-72 | W |
| 2/4/1999   | * Vanderbilt         | Nashville, Tenn.   | 43-63 | L |
| 2/6/1999   | * #1 Tennessee       | Knoxville, Tenn.   | 53-94 | L |
| 2/11/1999  | * Mississippi        | Starkville, Miss.  | 69-55 | W |
| 2/14/1999  | * Kentucky           | Starkville, Miss.  | 83-78 | W |
| 2/17/1999  | Alabama A&M          | Starkville, Miss.  | 78-44 | W |
| 2/21/1999  | * Florida            | Starkville, Miss.  | 68-56 | W |
| 2/24/1999  | Arkansas (ACN)       | Chattanooga, Tenn. | 79-70 | W |
| 2/26/1999  | #14 Georgia (SEC-TV) | Chattanooga, Tenn. | 66-72 | L |
| 3/13/1999  | N.C. State           | Lubbock, Texas     | 57-76 | L |

**1999-00 (24-8, 8-6 SEC - 5th) H: 13-2 A: 7-4 N: 4-2**  
**Head Coach: Sharon Fanning**

|            |                      |                    |            |   |
|------------|----------------------|--------------------|------------|---|
| 11/19/1999 | New Orleans          | New Orleans, La.   | 86-65      | W |
| 11/22/1999 | #2 Louisiana Tech    | Starkville, Miss.  | 74-72      | W |
| 11/24/1999 | Alabama A&M          | Starkville, Miss.  | 96-50      | W |
| 11/30/1999 | Memphis              | Starkville, Miss.  | 96-57      | W |
| 12/2/1999  | Louisiana-Lafayette  | Starkville, Miss.  | 101-56     | W |
| 12/5/1999  | Southern Miss        | Starkville, Miss.  | 82-61      | W |
| 12/9/1999  | Georgia Tech         | Atlanta, Ga.       | 71-56      | W |
| 12/19/1999 | Texas-Pan American   | Starkville, Miss.  | 104-48     | W |
| 12/20/1999 | Mississippi Valley   | Starkville, Miss.  | 106-36     | W |
| 12/31/1999 | Cal State Northridge | Northridge, Calif. | 98-64      | W |
| 1/3/2000   | Pepperdine           | Malibu, Calif.     | 90-80      | W |
| 1/6/2000   | * Florida            | Gainesville, Fla.  | 72-85      | L |
| 1/9/2000   | * #16 LSU            | Baton Rouge, La.   | 54-61      | L |
| 1/13/2000  | * Mississippi        | Starkville, Miss.  | 82-58      | W |
| 1/17/2000  | * South Carolina     | Starkville, Miss.  | 86-73      | W |
| 1/20/2000  | * Arkansas (CSS)     | Starkville, Miss.  | 69-56      | W |
| 1/23/2000  | * Alabama            | Tuscaloosa, Ala.   | 85-65      | W |
| 1/27/2000  | * #11 Auburn (CSS)   | Starkville, Miss.  | 74-68 (OT) | W |
| 1/30/2000  | * LSU                | Starkville, Miss.  | 58-64      | L |
| 2/2/2000   | * Mississippi (CSS)  | Oxford, Miss.      | 66-60      | W |
| 2/6/2000   | * #3 Georgia         | Athens, Ga.        | 67-83      | L |
| 2/10/2000  | * Vanderbilt         | Nashville, Tenn.   | 62-77      | L |
| 2/13/2000  | Albany               | Starkville, Miss.  | 84-34      | W |
| 2/17/2000  | * #2 Tennessee       | Starkville, Miss.  | 75-79      | L |
| 2/20/2000  | * Florida (SEC-TV)   | Starkville, Miss.  | 66-57      | W |
| 2/27/2000  | * Kentucky           | Lexington, Ky.     | 63-46      | W |
| 3/2/2000   | Mississippi (CSS)    | Chattanooga, Tenn. | 75-59      | W |
| 3/3/2000   | #12 Auburn (SEC-TV)  | Chattanooga, Tenn. | 66-56      | W |
| 3/4/2000   | #2 Georgia (SEC-TV)  | Chattanooga, Tenn. | 62-61      | W |
| 3/5/2000   | #3 Tennessee (ESPN2) | Chattanooga, Tenn. | 67-70      | L |
| 3/17/2000  | Saint Peter's        | Eugene, Ore.       | 94-60      | W |
| 3/19/2000  | UAB (ESPN2)          | Eugene, Ore.       | 72-78      | L |

**2000-01 (17-14, 4-10 SEC - T9th) H: 9-6 A: 7-8 N: 1-0**  
**Head Coach: Sharon Fanning**

|            |                        |                    |        |   |
|------------|------------------------|--------------------|--------|---|
| 11/21/2000 | Memphis                | Memphis, Tenn.     | 82-88  | L |
| 11/24/2000 | Cal State Northridge   | Albuquerque, N.M.  | 75-61  | W |
| 11/25/2000 | New Mexico             | Albuquerque, N.M.  | 66-59  | W |
| 11/28/2000 | Southern University    | Starkville, Miss.  | 90-48  | W |
| 12/3/2000  | Georgia Tech (SEC-TV)  | Starkville, Miss.  | 88-68  | W |
| 12/7/2000  | #12 Louisiana Tech     | Ruston, La.        | 65-83  | L |
| 12/16/2000 | Louisiana-Lafayette    | Starkville, Miss.  | 101-68 | W |
| 12/17/2000 | Howard                 | Starkville, Miss.  | 80-64  | W |
| 12/19/2000 | Southern Miss          | Hattiesburg, Miss. | 79-53  | W |
| 12/27/2000 | Albany                 | Albany, N.Y.       | 62-57  | W |
| 12/29/2000 | Marist College         | Poughkeepsie, N.Y. | 87-48  | W |
| 1/4/2001   | * #14 Florida          | Starkville, Miss.  | 70-82  | L |
| 1/7/2001   | * #11 LSU (SEC-TV)     | Starkville, Miss.  | 63-70  | L |
| 1/11/2001  | * Mississippi          | Oxford, Miss.      | 60-55  | W |
| 1/15/2001  | * #2 Tennessee (ESPN2) | Knoxville, Tenn.   | 59-66  | L |
| 1/18/2001  | * Arkansas             | Fayetteville, Ark. | 45-72  | L |
| 1/21/2001  | * Alabama              | Starkville, Miss.  | 62-65  | L |
| 1/25/2001  | * Auburn (CSS)         | Auburn, Ala.       | 48-78  | L |
| 1/28/2001  | * #11 LSU              | Baton Rouge, La.   | 54-78  | L |
| 2/1/2001   | * Mississippi (CSS)    | Starkville, Miss.  | 57-74  | L |
| 2/4/2001   | * #5 Georgia (SEC-TV)  | Starkville, Miss.  | 74-78  | L |
| 2/8/2001   | * #18 Vanderbilt       | Starkville, Miss.  | 71-62  | W |
| 2/12/2001  | New Orleans            | Starkville, Miss.  | 86-57  | W |
| 2/15/2001  | * South Carolina       | Columbia, S.C.     | 59-76  | L |
| 2/18/2001  | * #9 Florida (SUN)     | Gainesville, Fla.  | 79-75  | W |
| 2/22/2001  | Alabama A&M            | Starkville, Miss.  | 99-70  | W |
| 2/25/2001  | * Kentucky             | Starkville, Miss.  | 74-66  | W |
| 3/1/2001   | Arkansas (CSS)         | Memphis, Tenn.     | 76-94  | L |
| 3/15/2001  | Georgia Tech           | Starkville, Miss.  | 77-73  | W |
| 3/17/2001  | Illinois               | Champaign, Ill.    | 86-77  | W |
| 3/20/2001  | James Madison          | Starkville, Miss.  | 61-63  | L |



# YEAR-BY-YEAR RESULTS

**2001-02 (19-12, 8-6 SEC - T4th) H: 11-2 A: 4-9 N: 4-1**

**Head Coach: Sharon Fanning**

|            |                         |                   |            |   |
|------------|-------------------------|-------------------|------------|---|
| 11/16/2001 | Alabama A&M             | Starkville, Miss. | 88-42      | W |
| 11/18/2001 | Tennessee Tech          | Starkville, Miss. | 97-85      | W |
| 11/21/2001 | #22 Maryland            | Ames, Iowa        | 71-61      | W |
| 11/23/2001 | #6 Iowa State (ESPN)    | Ames, Iowa        | 74-87      | L |
| 11/27/2001 | Memphis                 | Starkville, Miss. | 95-73      | W |
| 11/29/2001 | UAB                     | Birmingham, Ala.  | 56-76      | L |
| 12/4/2001  | New Orleans             | New Orleans, La.  | 100-52     | W |
| 12/15/2001 | Jacksonville State      | Starkville, Miss. | 109-62     | W |
| 12/16/2001 | Montana                 | Starkville, Miss. | 78-73 (OT) | W |
| 12/20/2001 | Pittsburgh              | Cancun, Mexico    | 88-86      | W |
| 12/21/2001 | #18 N.C. State          | Cancun, Mexico    | 71-58      | W |
| 12/29/2001 | Cincinnati              | Cincinnati, Ohio  | 57-74      | L |
| 12/31/2001 | Xavier                  | Cincinnati, Ohio  | 72-74      | L |
| 1/3/2002   | * Kentucky              | Lexington, Ky.    | 59-54      | W |
| 1/6/2002   | * #14 South Carolina    | Starkville, Miss. | 64-79      | L |
| 1/10/2002  | * Mississippi           | Starkville, Miss. | 82-57      | W |
| 1/13/2002  | * #15 Georgia           | Starkville, Miss. | 84-82      | W |
| 1/20/2002  | * #19 Auburn            | Auburn, Ala.      | 61-81      | L |
| 1/24/2002  | * Arkansas              | Starkville, Miss. | 85-82 (OT) | W |
| 1/27/2002  | * Mississippi (SEC-TV)  | Oxford, Miss.     | 87-66      | W |
| 1/31/2002  | * #19 Georgia (CSS)     | Athens, Ga.       | 72-71      | W |
| 2/3/2002   | * #25 Auburn            | Starkville, Miss. | 76-57      | W |
| 2/7/2002   | * Alabama               | Tuscaloosa, Ala.  | 86-92      | L |
| 2/10/2002  | * #6 Vanderbilt (CSS)   | Nashville, Tenn.  | 53-72      | L |
| 2/14/2002  | * #3 Tennessee          | Starkville, Miss. | 78-80      | L |
| 2/16/2002  | Morris Brown            | Starkville, Miss. | 95-45      | W |
| 2/21/2002  | * LSU                   | Baton Rouge, La.  | 77-88      | L |
| 2/24/2002  | * #16 Florida           | Starkville, Miss. | 83-63      | W |
| 2/28/2002  | Kentucky (CSS)          | Nashville, Tenn.  | 72-75      | L |
| 3/15/2002  | #21 Boston College (FC) | Lubbock, Texas    | 65-59      | W |
| 3/17/2002  | #17 Texas Tech (FC)     | Lubbock, Texas    | 55-77      | L |

**2002-03 (24-8, 10-4 SEC - T3rd) H: 12-1 A: 6-5 N: 4-2**

**Head Coach: Sharon Fanning**

|            |                            |                         |       |   |
|------------|----------------------------|-------------------------|-------|---|
| 11/15/2002 | South Alabama              | Starkville, Miss.       | 87-61 | W |
| 11/17/2002 | Tulsa                      | Starkville, Miss.       | 92-66 | W |
| 11/20/2002 | #14 Penn State             | State College, Pa.      | 66-82 | L |
| 11/22/2002 | #18 Cincinnati             | Starkville, Miss.       | 76-70 | W |
| 11/27/2002 | Houston                    | Houston, Texas          | 76-57 | W |
| 12/4/2002  | Memphis                    | Memphis, Tenn.          | 79-63 | W |
| 12/14/2002 | Illinois                   | Chicago, Ill.           | 72-67 | W |
| 12/19/2002 | Bethune-Cookman            | Orlando, Fla.           | 66-61 | W |
| 12/20/2002 | Central Florida            | Orlando, Fla.           | 81-30 | W |
| 12/28/2002 | Utah                       | Missoula, Mont.         | 65-69 | L |
| 12/29/2002 | Texas-Pan American         | Missoula, Mont.         | 70-38 | W |
| 1/2/2003   | Xavier                     | Starkville, Miss.       | 78-64 | W |
| 1/6/2003   | UAB                        | Starkville, Miss.       | 72-50 | W |
| 1/9/2003   | * #13 S. Carolina (SEC-TV) | Columbia, S.C.          | 79-83 | L |
| 1/12/2003  | * #14 Vanderbilt           | Starkville, Miss.       | 78-75 | W |
| 1/19/2003  | * Mississippi              | Oxford, Miss.           | 69-60 | W |
| 1/23/2003  | * Auburn                   | Starkville, Miss.       | 69-60 | W |
| 1/26/2003  | * #4 Tennessee             | Knoxville, Tenn.        | 68-82 | L |
| 1/30/2003  | * Alabama                  | Starkville, Miss.       | 72-56 | W |
| 2/2/2003   | * Florida                  | Gainesville, Fla.       | 83-54 | W |
| 2/6/2003   | * #17 Georgia              | Athens, Ga.             | 71-76 | L |
| 2/9/2003   | * #4 LSU (SEC-TV)          | Starkville, Miss.       | 72-77 | L |
| 2/12/2003  | New Orleans                | Starkville, Miss.       | 81-69 | W |
| 2/16/2003  | * Kentucky                 | Starkville, Miss.       | 96-46 | W |
| 2/20/2003  | * #15 Arkansas             | Fayetteville, Ark.      | 72-59 | W |
| 2/23/2003  | * Mississippi              | Starkville, Miss.       | 70-62 | W |
| 2/27/2003  | * #14 Georgia              | Starkville, Miss.       | 76-71 | W |
| 3/2/2003   | * Auburn                   | Auburn, Ala.            | 65-56 | W |
| 3/7/2003   | * #16 S. Carolina (SEC-TV) | North Little Rock, Ark. | 79-75 | W |
| 3/8/2003   | * #3 Tennessee (SEC-TV)    | North Little Rock, Ark. | 75-76 | L |
| 3/22/2003  | Manhattan (ESPN2)          | Albuquerque, N.M.       | 73-47 | W |
| 3/24/2003  | New Mexico (ESPN)          | Albuquerque, N.M.       | 61-73 | L |

**2003-04 (14-15, 7-7 SEC - T7th) H: 8-3 A: 3-9 N: 3-2**

**Head Coach: Sharon Fanning**

|            |                     |                       |       |   |
|------------|---------------------|-----------------------|-------|---|
| 11/21/2003 | Baylor              | Waco, Texas           | 45-88 | L |
| 11/28/2003 | Indiana             | St. Thomas, V.I.      | 70-67 | W |
| 11/29/2003 | #24 Virginia Tech   | St. Thomas, V.I.      | 56-63 | L |
| 12/4/2003  | Detroit             | Starkville, Miss.     | 63-48 | W |
| 12/6/2003  | South Alabama       | Mobile, Ala.          | 53-67 | L |
| 12/14/2003 | #12 Louisiana Tech  | Ruston, La.           | 65-94 | L |
| 12/16/2003 | Tennessee-Martin    | Tupelo, Miss.         | 94-61 | W |
| 12/18/2003 | Southern University | Starkville, Miss.     | 69-46 | W |
| 12/20/2003 | McNeese State       | Starkville, Miss.     | 81-58 | W |
| 12/28/2003 | UNLV                | Las Vegas, Nevada     | 51-62 | L |
| 12/30/2003 | UC-Santa Barbara    | Santa Barbara, Calif. | 62-69 | L |
| 1/4/2004   | Illinois (CBS)      | Starkville, Miss.     | 72-75 | L |
| 1/8/2004   | * #12 Georgia       | Athens, Ga.           | 70-88 | L |
| 1/11/2004  | * #5 Tennessee      | Starkville, Miss.     | 53-61 | L |

|           |                        |                   |            |   |
|-----------|------------------------|-------------------|------------|---|
| 1/18/2004 | * Mississippi (SEC-TV) | Oxford, Miss.     | 60-69      | L |
| 1/22/2004 | * Kentucky             | Starkville, Miss. | 80-67      | W |
| 1/25/2004 | * Alabama              | Tuscaloosa, Ala.  | 65-57      | W |
| 1/29/2004 | * #22 Auburn           | Auburn, Ala.      | 53-80      | L |
| 2/1/2004  | * Arkansas             | Starkville, Miss. | 57-55      | W |
| 2/3/2004  | New Orleans            | New Orleans, La.  | 73-54      | W |
| 2/8/2004  | * Mississippi (ESPN2)  | Starkville, Miss. | 62-78      | L |
| 2/12/2004 | * #20 Florida          | Starkville, Miss. | 88-76      | W |
| 2/15/2004 | * Kentucky             | Lexington, Ky.    | 54-41      | W |
| 2/19/2004 | * South Carolina       | Starkville, Miss. | 72-62      | W |
| 2/22/2004 | * #15 LSU (COX)        | Baton Rouge, La.  | 61-78      | L |
| 2/26/2004 | * #24 Vanderbilt       | Nashville, Tenn.  | 64-87      | L |
| 2/29/2004 | * Alabama              | Starkville, Miss. | 81-78 (OT) | W |
| 3/4/2004  | Arkansas (SEC-TV)      | Nashville, Tenn.  | 79-74      | W |
| 3/5/2004  | #1 Tennessee (SEC-TV)  | Nashville, Tenn.  | 57-67      | L |

**2004-05 (17-12, 6-8 SEC - 6th) H: 13-4 A: 3-6 N: 1-2**

**Head Coach: Sharon Fanning**

|            |                        |                     |              |   |
|------------|------------------------|---------------------|--------------|---|
| 11/19/2004 | New Orleans            | Starkville, Miss.   | 91-50        | W |
| 11/23/2004 | #9 Baylor              | Starkville, Miss.   | 49-66        | L |
| 11/26/2004 | Saint Joseph's         | Orono, Maine        | 38-41        | L |
| 11/27/2004 | Loyola (Chicago)       | Orono, Maine        | 80-43        | W |
| 11/30/2004 | #20 Louisiana Tech     | Starkville, Miss.   | 72-55        | W |
| 12/5/2004  | South Alabama          | Starkville, Miss.   | 71-50        | W |
| 12/14/2004 | Troy                   | Starkville, Miss.   | 62-43        | W |
| 12/16/2004 | SE Louisiana           | Starkville, Miss.   | 71-45        | W |
| 12/19/2004 | San Jose State         | Starkville, Miss.   | 66-60        | W |
| 12/20/2004 | Louisiana-Monroe       | Starkville, Miss.   | 81-50        | W |
| 12/30/2004 | East Tennessee State   | Johnson City, Tenn. | 74-64        | W |
| 1/3/2005   | Birmingham-Southern    | Starkville, Miss.   | 73-57        | W |
| 1/6/2005   | * South Carolina       | Columbia, S.C.      | 55-48        | W |
| 1/10/2005  | UC-Santa Barbara       | Starkville, Miss.   | 69-62        | W |
| 1/13/2005  | * Alabama              | Starkville, Miss.   | 84-77        | W |
| 1/16/2005  | * Arkansas             | Fayetteville, Ark.  | 71-83        | L |
| 1/20/2005  | * Kentucky             | Starkville, Miss.   | 72-59        | W |
| 1/23/2005  | * #21 Georgia          | Starkville, Miss.   | 57-67        | L |
| 1/27/2005  | * Mississippi (SEC-TV) | Oxford, Miss.       | 64-72        | L |
| 1/30/2005  | * Alabama              | Tuscaloosa, Ala.    | 61-72        | L |
| 2/3/2005   | * #20 Vanderbilt       | Starkville, Miss.   | 98-106 (2OT) | L |
| 2/6/2005   | * #1 LSU               | Starkville, Miss.   | 40-67        | L |
| 2/13/2005  | * Florida              | Gainesville, Fla.   | 56-67        | L |
| 2/17/2005  | * Mississippi          | Starkville, Miss.   | 61-52        | W |
| 2/20/2005  | * Kentucky (SEC-TV)    | Lexington, Ky.      | 71-55        | W |
| 2/24/2005  | * #5 Tennessee         | Knoxville, Tenn.    | 56-78        | L |
| 2/27/2005  | * Auburn               | Starkville, Miss.   | 75-68 (OT)   | W |
| 3/3/2005   | Arkansas (SEC-TV)      | Greenville, S.C.    | 73-80        | L |
| 3/17/2005  | Arkansas State         | Jonesboro, Ark.     | 61-78        | L |

**2005-06 (6-22, 1-13 SEC - 12th) H: 4-10 A: 2-9 N: 0-3**

**Head Coach: Sharon Fanning**

|            |                        |                         |       |   |
|------------|------------------------|-------------------------|-------|---|
| 11/18/2005 | SE Louisiana           | Starkville, Miss.       | 71-55 | W |
| 11/20/2005 | East Tennessee State   | Starkville, Miss.       | 53-78 | L |
| 11/25/2005 | Texas Christian        | Cancun, Mexico          | 52-72 | L |
| 11/26/2005 | #15 Arizona State      | Cancun, Mexico          | 48-70 | L |
| 11/29/2005 | Southern Miss          | Starkville, Miss.       | 57-64 | L |
| 12/2/2005  | Florida State          | Tallahassee, Fla.       | 59-75 | L |
| 12/11/2005 | Maine                  | Starkville, Miss.       | 80-55 | W |
| 12/13/2005 | Louisiana Tech         | Ruston, La.             | 41-52 | L |
| 12/15/2005 | New Orleans            | Tyler, Texas            | 79-59 | W |
| 12/19/2005 | Morehead State         | Starkville, Miss.       | 78-65 | W |
| 12/20/2005 | #20 Purdue             | Starkville, Miss.       | 42-61 | L |
| 12/29/2005 | UAB                    | Birmingham, Ala.        | 59-73 | L |
| 1/2/2006   | Birmingham-Southern    | Starkville, Miss.       | 59-50 | W |
| 1/5/2006   | * Arkansas             | Starkville, Miss.       | 45-66 | L |
| 1/8/2006   | * Mississippi          | Oxford, Miss.           | 70-59 | W |
| 1/12/2006  | * #21 Vanderbilt       | Nashville, Tenn.        | 48-87 | L |
| 1/15/2006  | * #1 Tennessee         | Starkville, Miss.       | 56-79 | L |
| 1/19/2006  | * #13 Georgia          | Athens, Ga.             | 42-81 | L |
| 1/22/2006  | * Arkansas             | Fayetteville, Ark.      | 58-60 | L |
| 1/26/2006  | * Mississippi          | Starkville, Miss.       | 71-76 | L |
| 1/29/2006  | * Auburn               | Auburn, Ala.            | 44-74 | L |
| 2/5/2006   | * South Carolina       | Starkville, Miss.       | 46-51 | L |
| 2/9/2006   | * Florida              | Starkville, Miss.       | 48-63 | L |
| 2/12/2006  | * Alabama              | Starkville, Miss.       | 59-61 | L |
| 2/19/2006  | * Kentucky             | Starkville, Miss.       | 46-51 | L |
| 2/23/2006  | * South Carolina       | Columbia, S.C.          | 47-75 | L |
| 2/26/2006  | * #3 LSU               | Baton Rouge, La.        | 48-62 | L |
| 3/2/2006   | * #23 Florida (SEC-TV) | North Little Rock, Ark. | 83-98 | L |

**2006-07 (18-14, 7-7 SEC - 6th) H: 9-8 A: 7-5 N: 2-1**

**Head Coach: Sharon Fanning**

|            |                    |                   |            |   |
|------------|--------------------|-------------------|------------|---|
| 11/10/2006 | Troy               | Starkville, Miss. | 74-43      | W |
| 11/17/2006 | SE Louisiana       | Starkville, Miss. | 69-62      | W |
| 11/20/2006 | Belmont            | Starkville, Miss. | 60-67      | L |
| 11/26/2006 | Mississippi Valley | Starkville, Miss. | 80-51      | W |
| 11/30/2006 | Florida State      | Starkville, Miss. | 65-60 (OT) | W |



# YEAR-BY-YEAR RESULTS



|            |                     |                      |             |   |
|------------|---------------------|----------------------|-------------|---|
| 12/3/2006  | UAB                 | Starkville, Miss.    | 70-76       | L |
| 12/10/2006 | Southern Miss       | Hattiesburg, Miss.   | 47-57       | L |
| 12/13/2006 | Louisiana Tech      | Starkville, Miss.    | 54-60       | L |
| 12/16/2006 | #13 Purdue          | West Lafayette, Ind. | 49-75       | L |
| 12/19/2006 | Grambling           | Starkville, Miss.    | 72-63       | W |
| 12/21/2006 | New Orleans         | Jackson, Miss.       | 61-54       | W |
| 12/29/2006 | Tennessee State     | Atlanta, Ga.         | 71-45       | W |
| 12/30/2006 | Georgia Tech        | Atlanta, Ga.         | 62-56       | W |
| 1/2/2007   | Mercer              | Macon, Ga.           | 50-37       | W |
| 1/7/2007   | * #20 Arkansas      | Fayetteville, Ark.   | 81-73       | W |
| 1/11/2007  | * #15 Georgia (CSS) | Starkville, Miss.    | 61-74       | L |
| 1/14/2007  | * #5 LSU            | Starkville, Miss.    | 50-77       | L |
| 1/18/2007  | * #4 Tennessee      | Knoxville, Tenn.     | 44-73       | L |
| 1/21/2007  | * South Carolina    | Starkville, Miss.    | 87-73       | W |
| 1/25/2007  | * Kentucky          | Lexington, Ky.       | 83-75 (2OT) | W |
| 1/28/2007  | * #22 Mississippi   | Oxford, Miss.        | 73-71       | W |
| 2/1/2007   | * Arkansas (SEC-TV) | Starkville, Miss.    | 80-75       | W |
| 2/4/2007   | * Auburn            | Starkville, Miss.    | 57-63       | L |
| 2/8/2007   | Savannah State      | Starkville, Miss.    | 92-64       | W |
| 2/11/2007  | * Florida (SUN)     | Gainesville, Fla.    | 79-74       | W |
| 2/15/2007  | * #12 Vanderbilt    | Starkville, Miss.    | 64-84       | L |
| 2/18/2007  | * Mississippi       | Starkville, Miss.    | 84-86 (OT)  | L |
| 2/22/2007  | * Alabama (SEC-TV)  | Tuscaloosa, Ala.     | 89-70       | W |
| 2/25/2007  | * South Carolina    | Columbia, S.C.       | 66-72 (OT)  | L |
| 3/1/2007   | Florida (SEC-TV)    | Duluth, Ga.          | 63-69       | L |
| 3/18/2007  | Tulane              | Starkville, Miss.    | 79-73       | W |
| 3/22/2007  | Western Kentucky    | Bowling Green, Ky.   | 53-56       | L |

**2007-08 (16-15, 4-10 SEC - 9th) H: 11-5 A: 5-7 N: 0-3**  
**Head Coach: Sharon Fanning**

|          |                      |                    |                   |       |   |
|----------|----------------------|--------------------|-------------------|-------|---|
| 11/9/07  | SE Louisiana         | Starkville, Miss.  | 71-55             | W     |   |
| 11/11/07 | Centenary            | Starkville, Miss.  | 76-57             | W     |   |
| 11/15/07 | Belmont              | Nashville, Tenn.   | 66-51             | W     |   |
| 11/18/07 | Mercer               | Starkville, Miss.  | 89-51             | W     |   |
| 11/22/07 | Iowa                 | Cancun, Mexico     | 54-60             | L     |   |
| 11/23/07 | #10 Oklahoma         | Cancun, Mexico     | 73-88             | L     |   |
| 11/27/07 | Arkansas-Pine Bluff  | Starkville, Miss.  | 85-56             | W     |   |
| 11/29/07 | Southern Mississippi | Starkville, Miss.  | 77-56             | W     |   |
| 12/2/07  | Memphis              | Memphis, Tenn.     | 92-57             | W     |   |
| 12/13/07 | Louisiana Tech       | Ruston, La.        | 63-50             | W     |   |
| 12/16/07 | Georgia Tech         | Starkville, Miss.  | 58-70             | L     |   |
| 12/20/08 | McNeese State        | Starkville, Miss.  | 94-52             | W     |   |
| 12/30/08 | Louisiana-Lafayette  | Starkville, Miss.  | 80-55             | W     |   |
| 1/3/08   | UAB                  | Birmingham, Ala.   | 79-69             | W     |   |
| 1/7/08   | Mississippi Valley   | Starkville, Miss.  | 104-45            | W     |   |
| 1/10/08  | * Vanderbilt         | Nashville, Tenn.   | 50-72             | L     |   |
| 1/13/08  | * Kentucky           | Starkville, Miss.  | 60-64             | L     |   |
| 1/20/08  | * #8 LSU             | Baton Rouge, La.   | 31-84             | L     |   |
| 1/24/08  | * Mississippi        | Starkville, Miss.  | 57-52             | W     |   |
| 1/27/08  | * Arkansas           | Fayetteville, Ark. | 42-56             | L     |   |
| 1/31/08  | * Alabama            | Starkville, Miss.  | 72-59             | W     |   |
| 2/3/08   | * Auburn             | Auburn, Ala.       | 42-68             | L     |   |
| 2/7/08   | * #2 Tennessee (CSS) | Starkville, Miss.  | 69 - 87           | L     |   |
| L        | 2/10/08              | * Florida (RSN)    | Starkville, Miss. | 83-71 | W |
| 2/14/08  | * Mississippi        | Oxford, Miss.      | 63-75             | L     |   |
| 2/17/08  | * #24 Georgia        | Starkville, Miss.  | 56-60             | L     |   |
| 2/21/08  | * South Carolina     | Columbia, S.C.     | 58-54             | W     |   |
| 2/24/08  | * #3 Tennessee (RSN) | Knoxville, Tenn.   | 46-72             | L     |   |
| 3/2/08   | * #6 LSU             | Starkville, Miss.  | 49-64             | L     |   |
| 3/6/08   | Mississippi          | Nashville, Tenn.   | 49-54             | L     |   |
| 3/24/08  | Southern Miss.       | Hattiesburg, Miss. | 61-62             | L     |   |

**2008-09 (23-10, 8-6 SEC - 6th) H: 12-4 A: 8-4 N: 3-2**  
**Head Coach: Sharon Fanning**

|          |                     |                      |       |   |
|----------|---------------------|----------------------|-------|---|
| 11/18/08 | Arkansas-Pine Bluff | Starkville, Miss.    | 94-52 | W |
| 11/23/08 | Northwestern State  | Starkville, Miss.    | 99-75 | W |
| 11/25/08 | MVSU                | Starkville, Miss.    | 69-46 | W |
| 11/28/08 | Louisiana-Lafayette | Lafayette, La.       | 71-38 | W |
| 12/3/08  | Louisiana Tech      | Starkville, Miss.    | 72-42 | W |
| 12/7/08  | Nicholls            | Starkville, Miss.    | 97-25 | W |
| 12/14/08 | Memphis             | Starkville, Miss.    | 81-49 | W |
| 12/16/08 | Southern Miss       | Hattiesburg, Miss.   | 72-61 | W |
| 12/19/08 | Utah Valley         | Orem, Utah           | 71-63 | W |
| 12/20/08 | Utah                | Salt Lake City, Utah | 63-51 | W |
| 12/29/08 | Marshall            | College Park, Md.    | 73-65 | W |
| 12/30/08 | # 14 Maryland       | College Park, Md.    | 73-80 | L |
| 1/2/09   | UAB                 | Starkville, Miss.    | 87-46 | W |
| 1/4/09   | Xavier              | Starkville, Miss.    | 42-51 | L |
| 1/8/09   | #18 Florida         | Gainesville, Fla.    | 66-80 | L |
| 1/11/09  | Ole Miss            | Starkville, Miss.    | 69-64 | W |
| 1/15/09  | #13 Tennessee       | Starkville, Miss.    | 56-63 | L |
| 1/18/09  | Kentucky            | Lexington, Ky.       | 52-45 | W |
| 1/22/09  | LSU                 | Baton Rouge, La.     | 38-36 | W |
| 1/25/09  | Arkansas            | Starkville, Miss.    | 62-65 | L |
| 1/29/09  | Savannah State      | Starkville, Miss.    | 97-33 | W |

|         |                |                   |         |   |
|---------|----------------|-------------------|---------|---|
| 2/1/09  | Georgia        | Athens, Ga.       | 57 - 69 | L |
| 2/5/09  | Vanderbilt     | Starkville, Miss. | 66-61   | W |
| 2/8/09  | LSU            | Starkville, Miss. | 66-55   | W |
| 2/12/09 | Ole Miss       | Oxford, Miss.     | 66-50   | W |
| 2/15/09 | #4 Auburn      | Starkville, Miss. | 58-63   | L |
| 2/22/09 | #13 Tennessee  | Knoxville, Tenn.  | 82-68   | L |
| 2/26/09 | South Carolina | Starkville, Miss. | 58-41   | W |
| 3/1/09  | Alabama        | Tuscaloosa, Ala.  | 67-49   | W |
| 3/5/09  | South Carolina | Little Rock, Ark. | 49-39   | W |
| 3/6/09  | LSU            | Little rock, Ark. | 58-43   | L |
| 3/21/09 | #25 Texas      | Columbus, Ohio    | 71-63   | W |
| 3/23/09 | #10 Ohio State | Columbus, Ohio    | 58-64   | L |

**2009-10 (21-13, 9-7 SEC - 3rd) H: 12-4 A: 6-4 N: 3-5**  
**Head Coach: Sharon Fanning**

|          |                      |                    |             |   |
|----------|----------------------|--------------------|-------------|---|
| 11/13/09 | Arkansas-Pine Bluff  | Starkville, Miss.  | 106-48      | W |
| 11/15/09 | East Tennessee State | Starkville, Miss.  | 80-50       | W |
| 11/18/09 | Utah Valley          | Starkville, Miss.  | 81-35       | W |
| 11/22/09 | Maryland             | Starkville, Miss.  | 84-55       | W |
| 11/26/09 | #13 Texas            | St. Thomas, VI     | 55-73       | L |
| 11/27/09 | Rutgers              | St. Thomas, VI     | 54-62       | L |
| 11/28/09 | USC                  | St. Thomas, VI     | 60-64       | L |
| 12/2/09  | Southern Mississippi | Starkville, Miss.  | 85-52       | W |
| 12/12/09 | Louisiana Tech       | Ruston, La.        | 72-68       | W |
| 12/14/09 | Samford              | Starkville, Miss.  | 80-41       | W |
| 12/16/09 | Miss. Valley State   | Starkville, Miss.  | 88-53       | W |
| 12/20/09 | #12 Xavier           | Cincinnati, Ohio   | 60-81       | L |
| 12/30/09 | Alcorn State         | Starkville, Miss.  | 108-67      | W |
| 1/3/10   | * Auburn             | Auburn, Ala.       | 73-58       | W |
| 1/7/10   | * #17 Vanderbilt     | Starkville, Miss.  | 90-76       | W |
| 1/10/10  | * #4 Tennessee       | Starkville, Miss.  | 48-75       | L |
| 1/14/10  | * Arkansas           | Fayetteville, Ark. | 78-60       | W |
| 1/17/10  | * Florida            | Starkville, Miss.  | 52-55       | L |
| 1/21/10  | * Ole Miss           | Oxford, Miss.      | 58-66       | L |
| 1/24/10  | * #21 Vanderbilt     | Nashville, Tenn.   | 65-56       | W |
| 1/28/10  | * #9 Georgia         | Starkville, Miss.  | 74-66       | W |
| 1/31/10  | * #23 Kentucky       | Starkville, Miss.  | 59-69       | L |
| 2/4/10   | * Alabama            | Starkville, Miss.  | 77-44       | W |
| 2/7/10   | * Florida            | Gainesville, Fla.  | 78-80 (2OT) | L |
| 2/11/10  | * South Carolina     | Columbia, S.C.     | 55-53       | W |
| 2/14/10  | * Ole Miss           | Starkville, Miss.  | 73-54       | W |
| 2/21/10  | * Auburn             | Starkville, Miss.  | 36-50       | L |
| 2/25/10  | * Alabama            | Tuscaloosa, Ala.   | 71-47       | W |
| 2/28/10  | * #20 LSU            | Baton Rouge, La.   | 47-76       | L |
| 3/5/10   | #22 Georgia          | Duluth, Ga.        | 67-52       | W |
| 3/6/10   | #18 Kentucky         | Duluth, Ga.        | 65-76       | L |
| 3/21/10  | Middle Tennessee     | Pittsburgh, Pa.    | 68-64       | W |
| 3/23/10  | #8 Ohio State        | Pittsburgh, Pa.    | 87-67       | W |
| 3/28/10  | #10 Florida State    | Dayton, Ohio       | 71-74       | L |

**2010-11 (13-17, 4-12 SEC - 11th) H: 6-8 A: 5-8 N: 2-1**  
**Head Coach: Sharon Fanning**

|          |                        |                    |       |   |
|----------|------------------------|--------------------|-------|---|
| 11/12/10 | USC Upstate            | Starkville, Miss.  | 87-53 | W |
| 11/16/10 | Tulane                 | New Orleans, La.   | 42-62 | L |
| 11/23/10 | South Alabama          | Mobile, Ala.       | 56-43 | W |
| 11/28/10 | Arkansas-Pine Bluff    | Starkville, Miss.  | 74-31 | W |
| 12/1/10  | Louisiana Tech         | Starkville, Miss.  | 61-69 | L |
| 12/4/10  | North Texas            | Starkville, Miss.  | 66-60 | W |
| 12/11/10 | Utah                   | Starkville, Miss.  | 61-52 | W |
| 12/15/10 | Southern Miss          | Hattiesburg, Miss. | 50-40 | W |
| 12/17/10 | #5 Xavier              | Cincinnati, Ohio   | 36-61 | L |
| 12/20/10 | Mississippi Valley St. | Starkville, Miss.  | 61-49 | W |
| 12/29/10 | Buffalo                | Bethlehem, Pa.     | 72-58 | W |
| 12/30/10 | Lehigh                 | Bethlehem, Pa.     | 59-68 | L |
| 1/6/11   | * Vanderbilt           | Nashville, Tenn.   | 44-65 | L |
| 1/9/11   | * #25 Arkansas         | Starkville, Miss.  | 56-61 | L |
| 1/13/11  | * LSU                  | Starkville, Miss.  | 55-72 | L |
| 1/16/11  | * #19 Kentucky         | Lexington, Ky.     | 60-72 | L |
| 1/20/11  | * Auburn               | Starkville, Miss.  | 41-45 | L |
| 1/23/11  | * #24 Georgia          | Athens, Ga.        | 58-78 | L |
| 1/27/11  | * #5 Tennessee         | Knoxville, Tenn.   | 55-81 | L |
| 1/30/11  | * Florida              | Starkville, Miss.  | 60-67 | L |
| 2/3/11   | * Alabama              | Starkville, Miss.  | 61-66 | L |
| 2/6/11   | * Auburn               | Auburn, Ala.       | 57-45 | W |
| 2/10/11  | * Ole Miss             | Oxford, Miss.      | 59-43 | W |
| 2/13/11  | * South Carolina       | Starkville, Miss.  | 53-60 | L |
| 2/17/11  | * Vanderbilt           | Starkville, Miss.  | 62-74 | L |
| 2/20/11  | * Florida              | Gainesville, Fla.  | 63-78 | L |
| 2/24/11  | * Alabama              | Tuscaloosa, Ala.   | 68-55 | W |
| 2/27/11  | * Ole Miss             | Starkville, Miss.  | 65-55 | W |
| 3/3/11   | Auburn                 | Nashville, Tenn.   | 49-47 | W |
| 3/4/11   | Vanderbilt             | Nashville, Tenn.   | 55-69 | L |



The 2009-10 Bulldogs knocked off Middle Tennessee 68-64 and No. 8 Ohio State 87-67 in Pittsburgh, Pa., to punch the program's first ticket to the Sweet 16.

**2011-12 (14-16, 4-12 SEC - 10th)**

**H: 10-6 A: 4-8 N: 0-2**

**Head Coach: Sharon Fanning**

|          |                          |                        |            |   |
|----------|--------------------------|------------------------|------------|---|
| 11/11/11 | Jacksonville State       | Starkville, Miss.      | 78-41      | W |
| 11/14/11 | Xavier                   | Starkville, Miss.      | 71-65      | W |
| 11/17/11 | Alcorn State             | Starkville, Miss.      | 66-48      | W |
| 11/20/11 | Texas A&M                | College Station, Texas | 47-93      | L |
| 11/23/11 | Mississippi Valley State | Starkville, Miss.      | 64-47      | W |
| 11/26/11 | Savannah State           | Savannah, Ga.          | 56-42      | W |
| 11/30/11 | South Alabama            | Starkville, Miss.      | 63-47      | W |
| 12/4/11  | Tulane                   | Starkville, Miss.      | 70-55      | W |
| 12/11/11 | Louisiana Tech           | Ruston, La.            | 62-63      | L |
| 12/16/11 | Southern Miss            | Starkville, Miss.      | 71-57      | W |
| 12/19/11 | Louisiana-Lafayette      | Starkville, Miss.      | 72-38      | W |
| 12/29/11 | Oklahoma State           | Reno, Nev.             | 71-78      | L |
| 12/30/11 | Nevada                   | Reno, Nev.             | 67-63      | W |
| 1/5/12   | * LSU                    | Starkville, Miss.      | 48-53      | L |
| 1/8/12   | * Kentucky               | Lexington, Ky.         | 40-88      | L |
| 1/12/12  | * Alabama                | Tuscaloosa, Ala.       | 66-61      | W |
| 1/15/12  | * Georgia                | Starkville, Miss.      | 51-68      | L |
| 1/19/12  | * Ole Miss               | Oxford, Miss.          | 51-46      | W |
| 1/22/12  | * Auburn                 | Starkville, Miss.      | 62-57      | W |
| 1/26/12  | * Arkansas               | Starkville, Miss.      | 35-51      | L |
| 1/29/12  | * South Carolina         | Columbia, S.C.         | 43-69      | L |
| 2/2/12   | * Georgia                | Athens, Ga.            | 60-70      | L |
| 2/5/12   | * Vanderbilt             | Starkville, Miss.      | 59-65      | L |
| 2/9/12   | * LSU                    | Baton Rouge, La.       | 49-53      | L |
| 2/12/12  | * Ole Miss               | Starkville, Miss.      | 53-50 (OT) | W |
| 2/16/12  | * Tennessee              | Starkville, Miss.      | 41-57      | L |
| 2/19/12  | * Arkansas               | Fayetteville, Ark.     | 53-67      | L |
| 2/23/12  | * Florida                | Gainesville, Fla.      | 45-79      | L |
| 2/26/12  | * Kentucky               | Starkville, Miss.      | 40-76      | L |
| 3/1/12   | Vanderbilt               | Nashville, Tenn.       | 51-67      | L |

**2012-13 (13-17, 5-11 SEC - 12th)**

**H: 12-5 A: 1-8 N: 0-4**

**Head Coach: Vic Schaefer**

|          |                      |                         |        |   |
|----------|----------------------|-------------------------|--------|---|
| 11/9/12  | Houston              | Starkville, Miss.       | 72-66  | W |
| 11/12/12 | Hampton              | Starkville, Miss.       | 48-56  | L |
| 11/16/12 | Louisiana Tech       | Starkville, Miss.       | 57-55  | W |
| 11/20/12 | Winthrop             | Puerto Vallarta, Mexico | 59-61  | L |
| 11/21/12 | UC Santa Barbara     | Puerto Vallarta, Mexico | 43-60  | L |
| 11/22/12 | Central Florida      | Puerto Vallarta, Mexico | 56-64  | L |
| 11/28/12 | Savannah State       | Starkville, Miss.       | 70-55  | W |
| 12/1/12  | Southern Miss        | Hattiesburg, Miss.      | 59-61  | L |
| 12/7/12  | Florida Atlantic     | Starkville, Miss.       | 59-58  | W |
| 12/16/12 | Florida A&M          | Starkville, Miss.       | 67-57  | W |
| 12/20/12 | Jacksonville State   | Starkville, Miss.       | 69-54  | W |
| 12/28/12 | Northwestern State   | Starkville, Miss.       | 65-49  | W |
| 12/29/12 | Troy                 | Starkville, Miss.       | 82-60  | W |
| 1/3/13   | * Vanderbilt         | Nashville, Tenn.        | 41-92  | L |
| 1/6/13   | * #15 South Carolina | Starkville, Miss.       | 46-60  | L |
| 1/10/13  | * Florida            | Starkville, Miss.       | 55-61  | L |
| 1/13/13  | * LSU                | Baton Rouge, La.        | 42-62  | L |
| 1/17/13  | * #5 Kentucky        | Lexington, Ky.          | 47-100 | L |
| 1/24/13  | * #16 Texas A&M      | Starkville, Miss.       | 33-81  | L |
| 1/27/13  | * Ole Miss           | Starkville, Miss.       | 72-57  | W |
| 1/31/13  | * #9 Tennessee       | Knoxville, Tenn.        | 45-88  | L |

|         |                      |                   |       |   |
|---------|----------------------|-------------------|-------|---|
| 2/3/13  | * Arkansas           | Starkville, Miss. | 47-44 | W |
| 2/10/13 | * Missouri           | Columbia, Mo.     | 61-56 | W |
| 2/14/13 | * Ole Miss           | Oxford, Miss.     | 51-65 | L |
| 2/17/13 | * LSU                | Starkville, Miss. | 41-63 | L |
| 2/21/13 | * Alabama            | Starkville, Miss. | 75-51 | W |
| 2/24/13 | * #15 South Carolina | Columbia, S.C.    | 43-58 | L |
| 2/28/13 | * #11 Georgia        | Starkville, Miss. | 50-38 | W |
| 3/3/13  | * Auburn             | Auburn, Ala.      | 65-74 | L |
| 3/6/13  | Alabama              | Duluth, Ga.       | 36-63 | L |

**2013-14 (22-14, 5-11 SEC - 13th)**

**H: 16-5 A: 3-7 N: 3-2**

**Head Coach: Vic Schaefer**

|          |                          |                        |             |   |
|----------|--------------------------|------------------------|-------------|---|
| 11/8/13  | Houston                  | Houston, Texas.        | 76-68       | W |
| 11/13/13 | Jackson State            | Starkville, Miss.      | 81-42       | W |
| 11/17/13 | New Orleans              | Starkville, Miss.      | 111-38      | W |
| 11/21/13 | Tennessee Tech           | Starkville, Miss.      | 90-45       | W |
| 11/26/13 | Savannah State           | Starkville, Miss.      | 81-63       | W |
| 11/29/13 | Grand Canyon             | Naples, Fla.           | 71-62       | W |
| 11/30/13 | James Madison            | Naples, Fla.           | 65-52       | W |
| 12/1/13  | Middle Tennessee         | Naples, Fla.           | 48-62       | L |
| 12/4/13  | Louisiana-Lafayette      | Starkville, Miss.      | 78-51       | W |
| 12/7/13  | Alabama State            | Starkville, Miss.      | 75-49       | W |
| 12/14/13 | Southern Miss            | Starkville, Miss.      | 71-61       | W |
| 12/17/13 | North Dakota State       | Fargo, N.D.            | 72-62       | W |
| 12/20/13 | Southeastern Louisiana   | Starkville, Miss.      | 109-57      | W |
| 12/30/13 | Mississippi Valley State | Starkville, Miss.      | 98-58       | W |
| 1/2/14   | * Florida                | Gainesville, Fla.      | 72-82       | L |
| 1/5/14   | * Auburn                 | Starkville, Miss.      | 74-82       | L |
| 1/12/14  | * #25 Arkansas           | Fayetteville, Ark.     | 54-50       | W |
| 1/16/14  | * #10 Tennessee          | Starkville, Miss.      | 63-67       | L |
| 1/19/14  | * #21 Texas A&M          | College Station, Texas | 35-73       | L |
| 1/23/14  | * Ole Miss               | Oxford, Miss.          | 85-87 (OT)  | L |
| 1/26/14  | * Missouri               | Starkville, Miss.      | 69-62       | W |
| 1/30/14  | * #14 LSU                | Baton Rouge, La.       | 56-65       | L |
| 2/2/14   | * Georgia                | Starkville, Miss.      | 80-67       | W |
| 2/6/14   | * #6 South Carolina      | Starkville, Miss.      | 64-71       | L |
| 2/9/14   | * Auburn                 | Auburn, Ala.           | 43-51       | L |
| 2/16/14  | * #16 Vanderbilt         | Starkville, Miss.      | 64-62       | W |
| 2/20/14  | * Alabama                | Tuscaloosa, Ala.       | 64-72 (OT)  | L |
| 2/23/14  | * Ole Miss               | Starkville, Miss.      | 72-70 (OT)  | W |
| 2/27/14  | * #12 Kentucky           | Starkville, Miss.      | 74-81 (OT)  | L |
| 3/2/14   | * Georgia                | Athens, Ga.            | 48-77       | L |
| 3/5/14   | Missouri                 | Duluth, Ga.            | 73-70       | W |
| 3/6/14   | Florida                  | Duluth, Ga.            | 67-71       | L |
| 3/20/14  | Tulane                   | Starkville, Miss.      | 77-68       | W |
| 3/24/14  | Southern Miss            | Starkville, Miss.      | 74-66 (2OT) | W |
| 3/27/14  | Auburn                   | Starkville, Miss.      | 59-54       | W |
| 3/30/14  | South Florida            | Starkville, Miss.      | 58-60       | L |

| <b>ALABAMA (Alabama leads 36-16)</b>        |  | <b>H: 7-17</b> | <b>A: 8-16</b>        | <b>N: 1-3</b> |
|---|--|----------------|-----------------------|---------------|
| 1/15/1977                                   | Mississippi State 110, Alabama 74      |                | Starkville, Miss.     |               |
| 2/12/1977                                   | Alabama 88, Mississippi State 66       |                | Tuscaloosa, Ala.      |               |
| 1/8/1978                                    | Alabama 75, Mississippi State 61       |                | Tuscaloosa, Ala.      |               |
| 2/4/1978                                    | Alabama 60, Mississippi State 56       |                | Starkville, Miss.     |               |
| 11/30/1979                                  | Mississippi State 75, Alabama 72       |                | Ruston, La. (Æ)       |               |
| 1/14/1981                                   | Mississippi State 76, Alabama 69       |                | Tuscaloosa, Ala.      |               |
| 2/18/1981                                   | Alabama 75, Mississippi State 73 (2OT) |                | Starkville, Miss.     |               |
| 1/6/1982                                    | Alabama 76, Mississippi State 62       |                | Starkville, Miss.     |               |
| 2/3/1982                                    | Alabama 87, Mississippi State 65       |                | Tuscaloosa, Ala.      |               |
| 1/29/1983                                   | Alabama 74, Mississippi State 69       |                | Starkville, Miss.     |               |
| 2/26/1983                                   | Alabama 69, Mississippi State 58       |                | Tuscaloosa, Ala.      |               |
| 1/28/1984                                   | Alabama 68, Mississippi State 50       |                | Tuscaloosa, Ala.      |               |
| 2/25/1984                                   | Alabama 69, Mississippi State 61       |                | Starkville, Miss.     |               |
| 1/9/1985                                    | Alabama 80, Mississippi State 65       |                | Starkville, Miss.     |               |
| 1/24/1985                                   | Alabama 87, Mississippi State 61       |                | Tuscaloosa, Ala.      |               |
| 1/2/1986                                    | Alabama 57, Mississippi State 44       |                | Starkville, Miss.     |               |
| 2/4/1987                                    | Alabama 77, Mississippi State 54       |                | Tuscaloosa, Ala.      |               |
| 3/4/1987                                    | Alabama 88, Mississippi State 76       |                | Albany, Ga. (\$)      |               |
| 2/13/1988                                   | Alabama 77, Mississippi State 73       |                | Starkville, Miss.     |               |
| 2/8/1989                                    | Alabama 77, Mississippi State 64       |                | Tuscaloosa, Ala.      |               |
| 3/3/1989                                    | Alabama 59, Mississippi State 55       |                | Albany, Ga. (\$)      |               |
| 2/14/1990                                   | Alabama 71, Mississippi State 63       |                | Starkville, Miss.     |               |
| 1/23/1991                                   | Alabama 69, Mississippi State 57       |                | Starkville, Miss.     |               |
| 2/23/1991                                   | Alabama 73, Mississippi State 56       |                | Tuscaloosa, Ala.      |               |
| 2/8/1992                                    | Alabama 69, Mississippi State 66       |                | Tuscaloosa, Ala.      |               |
| 2/6/1993                                    | Alabama 102, Mississippi State 89      |                | Starkville, Miss.     |               |
| 2/19/1994                                   | Alabama 68, Mississippi State 55       |                | Tuscaloosa, Ala.      |               |
| 2/18/1995                                   | Alabama 76, Mississippi State 55       |                | Starkville, Miss.     |               |
| 1/13/1996                                   | Alabama 97, Mississippi State 64       |                | Tuscaloosa, Ala.      |               |
| 1/10/1997                                   | Alabama 72, Mississippi State 52       |                | Starkville, Miss.     |               |
| 1/18/1998                                   | Alabama 85, Mississippi State 69       |                | Tuscaloosa, Ala.      |               |
| 1/17/1999                                   | Alabama 75, Mississippi State 59       |                | Starkville, Miss.     |               |
| 1/23/2000                                   | Mississippi State 85, Alabama 65       |                | Tuscaloosa, Ala.      |               |
| 1/21/2001                                   | Alabama 65, Mississippi State 62       |                | Starkville, Miss.     |               |
| 2/7/2002                                    | Alabama 92, Mississippi State 86       |                | Tuscaloosa, Ala.      |               |
| 1/30/2003                                   | Mississippi State 72, Alabama 56       |                | Starkville, Miss.     |               |
| 1/25/2004                                   | Mississippi State 65, Alabama 57       |                | Tuscaloosa, Ala.      |               |
| 2/29/2004                                   | Mississippi State 81, Alabama 78 (OT)  |                | Starkville, Miss.     |               |
| 1/13/2005                                   | Mississippi State 84, Alabama 77       |                | Starkville, Miss.     |               |
| 1/30/2005                                   | Alabama 72, Mississippi State 61       |                | Tuscaloosa, Ala.      |               |
| 2/12/2006                                   | Alabama 61, Mississippi State 59       |                | Starkville, Miss.     |               |
| 2/22/2007                                   | Mississippi State 89, Alabama 70       |                | Tuscaloosa, Ala.      |               |
| 1/31/2008                                   | Mississippi State 79, Alabama 59       |                | Starkville, Miss.     |               |
| 3/1/2009                                    | Mississippi State 67, Alabama 49       |                | Tuscaloosa, Ala.      |               |
| 2/4/2010                                    | Mississippi State 77, Alabama 44       |                | Starkville, Miss.     |               |
| 2/25/2010                                   | Mississippi State 71, Alabama 47       |                | Tuscaloosa, Ala.      |               |
| 2/3/2011                                    | Alabama 66, Mississippi State 61       |                | Starkville, Miss.     |               |
| 2/24/2011                                   | Mississippi State 68, Alabama 55       |                | Tuscaloosa, Ala.      |               |
| 1/12/2012                                   | Mississippi State 66, Alabama 61       |                | Tuscaloosa, Ala.      |               |
| 2/21/2013                                   | Mississippi State 75, Alabama 51       |                | Starkville, Miss.     |               |
| 3/6/2013                                    | Alabama 63, Mississippi State 36       |                | Duluth, Ga.           |               |
| 2/20/2014                                   | Alabama 72, Mississippi State 64 (OT)  |                | Tuscaloosa, Ala.      |               |
| <b>ALABAMA A&amp;M (MSU leads 4-0)</b>      |  | <b>H: 4-0</b>  | <b>A: 0-0</b>         | <b>N: 0-0</b> |
| 2/17/1999                                   | Mississippi State 78, Alabama A&M 44   |                | Starkville, Miss.     |               |
| 11/24/1999                                  | Mississippi State 96, Alabama A&M 50   |                | Starkville, Miss.     |               |
| 2/22/2001                                   | Mississippi State 99, Alabama A&M 70   |                | Starkville, Miss.     |               |
| 11/16/2001                                  | Mississippi State 88, Alabama A&M 42   |                | Starkville, Miss.     |               |
| <b>ALABAMA BIRMINGHAM (MSU leads 14-13)</b> |  | <b>H: 8-3</b>  | <b>A: 4-8</b>         | <b>N: 2-2</b> |
| 11/20/1979                                  | Mississippi State 59, UAB 58           |                | Starkville, Miss.     |               |
| 12/17/1979                                  | UAB 71, Mississippi State 65           |                | Birmingham, Ala.      |               |
| 12/8/1980                                   | UAB 89, Mississippi State 76           |                | Birmingham, Ala.      |               |
| 2/20/1981                                   | Mississippi State 91, UAB 80           |                | Starkville, Miss.     |               |
| 3/12/1981                                   | UAB 95, Mississippi State 85           |                | Valdosta, Ga. (&)     |               |
| 12/7/1981                                   | UAB 67, Mississippi State 62           |                | Starkville, Miss.     |               |
| 2/4/1984                                    | Mississippi State 83, UAB 58           |                | Birmingham, Ala.      |               |
| 1/2/1987                                    | Mississippi State 66, UAB 58           |                | Birmingham, Ala.      |               |
| 3/1/1987                                    | Mississippi State 63, UAB 51           |                | Anchorage, Alaska (!) |               |
| 1/4/1988                                    | Mississippi State 71, UAB 67 (OT)      |                | Starkville, Miss.     |               |
| 2/27/1988                                   | Mississippi State 68, UAB 57           |                | Starkville, Miss. (Δ) |               |
| 12/2/1988                                   | Mississippi State 71, UAB 65           |                | Memphis, Tenn. (#)    |               |
| 1/8/1989                                    | UAB 73, Mississippi State 57           |                | Birmingham, Ala.      |               |

| 12/16/1989                              | UAB 73, Mississippi State 63              |               | Starkville, Miss.       |               |
|---|---|---------------|-------------------------|---------------|
| 2/10/1990                               | Mississippi State 58, UAB 57              |               | Birmingham, Ala.        |               |
| 12/13/1990                              | Mississippi State 60, UAB 54              |               | Starkville, Miss.       |               |
| 2/5/1991                                | UAB 95, Mississippi State 70              |               | Birmingham, Ala.        |               |
| 2/16/1993                               | Mississippi State 81, UAB 78              |               | Starkville, Miss.       |               |
| 1/19/1994                               | UAB 80, Mississippi State 59              |               | Birmingham, Ala.        |               |
| 12/31/1995                              | UAB 81, Mississippi State 75              |               | Birmingham, Ala. (Π)    |               |
| 3/19/2000                               | UAB 78, Mississippi State 72              |               | Eugene, Ore. (‡)        |               |
| 11/29/2001                              | UAB 76, Mississippi State 56              |               | Birmingham, Ala.        |               |
| 1/6/2003                                | Mississippi State 72, UAB 50              |               | Starkville, Miss.       |               |
| 12/29/2005                              | UAB 73, Mississippi State 59              |               | Birmingham, Ala.        |               |
| 12/3/2006                               | UAB 76, Mississippi State 70              |               | Starkville, Miss.       |               |
| 1/3/2008                                | Mississippi State 79, UAB 69              |               | Birmingham, Ala.        |               |
| 1/2/2009                                | Mississippi State 57, UAB 46              |               | Starkville, Miss.       |               |
| <b>ALABAMA STATE (MSU leads 3-0)</b>    |   | <b>H: 3-0</b> | <b>A: 0-0</b>           | <b>N: 0-0</b> |
| 12/6/1989                               | Mississippi State 94, Alabama State 54    |               | Starkville, Miss.       |               |
| 12/1/1998                               | Mississippi State 89, Alabama State 51    |               | Starkville, Miss.       |               |
| 12/7/2013                               | Mississippi State 75, Alabama State 49    |               | Starkville, Miss.       |               |
| <b>ALASKA ANCHORAGE (MSU leads 1-0)</b> |   | <b>H: 0-0</b> | <b>A: 0-0</b>           | <b>N: 1-0</b> |
| 12/18/1987                              | Mississippi State 90, Alaska Anchorage 56 |               | Memphis, Tenn. (#)      |               |
| <b>ALBANY (MSU leads 2-0)</b>           |   | <b>H: 1-0</b> | <b>A: 1-0</b>           | <b>N: 0-0</b> |
| 2/13/2000                               | Mississippi State 84, Albany 34           |               | Starkville, Miss.       |               |
| 12/27/2000                              | Mississippi State 62, Albany 57           |               | Albany, N.Y.            |               |
| <b>ALCORN STATE (MSU leads 8-2)</b>     |   | <b>H: 5-1</b> | <b>A: 2-1</b>           | <b>N: 1-0</b> |
| 2/5/1980                                | Mississippi State 71, Alcorn State 68     |               | Starkville, Miss.       |               |
| 2/21/1980                               | Mississippi State 81, Alcorn State 76     |               | Clinton, Miss. (&)      |               |
| 1/27/1981                               | Alcorn State 92, Mississippi State 69     |               | Lorman, Miss.           |               |
| 1/29/1982                               | Mississippi State 88, Alcorn State 62     |               | Starkville, Miss.       |               |
| 2/10/1982                               | Mississippi State 58, Alcorn State 56     |               | Lorman, Miss.           |               |
| 1/19/1983                               | Mississippi State 68, Alcorn State 64     |               | Lorman, Miss.           |               |
| 2/28/1983                               | Alcorn State 77, Mississippi State 75     |               | Starkville, Miss.       |               |
| 1/2/1985                                | Mississippi State 57, Alcorn State 55     |               | Starkville, Miss.       |               |
| 12/30/2009                              | Mississippi State 108, Alcorn State 67    |               | Starkville, Miss.       |               |
| 11/17/2011                              | Mississippi State 66, Alcorn State 48     |               | Starkville, Miss.       |               |
| <b>ARIZONA STATE (ASU leads 1-0)</b>    |   | <b>H: 0-0</b> | <b>A: 0-0</b>           | <b>N: 0-1</b> |
| 11/26/2005                              | Arizona State 70, Mississippi State 48    |               | Cancun, Mexico (+)      |               |
| <b>ARKANSAS (UA leads 18-14)</b>        |   | <b>H: 8-6</b> | <b>A: 4-10</b>          | <b>N: 2-2</b> |
| 2/15/1992                               | Mississippi State 76, Arkansas 66         |               | Starkville, Miss.       |               |
| 2/13/1993                               | Arkansas 80, Mississippi State 51         |               | Fayetteville, Ark.      |               |
| 2/29/1994                               | Arkansas 67, Mississippi State 61         |               | Starkville, Miss.       |               |
| 2/26/1995                               | Arkansas 86, Mississippi State 63         |               | Fayetteville, Ark.      |               |
| 1/6/1996                                | Mississippi State 77, Arkansas 67         |               | Starkville, Miss.       |               |
| 1/5/1997                                | Arkansas 84, Mississippi State 67         |               | Fayetteville, Ark.      |               |
| 1/15/1998                               | Arkansas 80, Mississippi State 73         |               | Starkville, Miss.       |               |
| 1/28/1998                               | Arkansas 89, Mississippi State 70         |               | Fayetteville, Ark.      |               |
| 1/14/1999                               | Arkansas 85, Mississippi State 58         |               | Fayetteville, Ark.      |               |
| 1/28/1999                               | Mississippi State 81, Arkansas 60         |               | Starkville, Miss.       |               |
| 2/24/1999                               | Mississippi State 79, Arkansas 70         |               | Chattanooga, Tenn. (\$) |               |
| 1/20/2000                               | Mississippi State 69, Arkansas 56         |               | Starkville, Miss.       |               |
| 1/18/2001                               | Arkansas 72, Mississippi State 45         |               | Fayetteville, Ark.      |               |
| 3/1/2001                                | Arkansas 94, Mississippi State 76         |               | Memphis, Tenn. (\$)     |               |
| 1/24/2002                               | Mississippi State 85, Arkansas 82 (OT)    |               | Starkville, Miss.       |               |
| 2/20/2003                               | Mississippi State 72, Arkansas 59         |               | Fayetteville, Ark.      |               |
| 2/1/2004                                | Mississippi State 57, Arkansas 55         |               | Starkville, Miss.       |               |
| 3/4/2004                                | Mississippi State 79, Arkansas 74         |               | Nashville, Tenn. (\$)   |               |
| 1/16/2005                               | Arkansas 83, Mississippi State 71         |               | Fayetteville, Ark.      |               |
| 3/3/2005                                | Arkansas 80, Mississippi State 73         |               | Greenville, S.C. (\$)   |               |
| 1/5/2006                                | Arkansas 66, Mississippi State 45         |               | Starkville, Miss.       |               |
| 1/22/2006                               | Arkansas 60, Mississippi State 58         |               | Fayetteville, Ark.      |               |
| 1/7/2007                                | Mississippi State 81, Arkansas 73         |               | Fayetteville, Ark.      |               |
| 2/1/2007                                | Mississippi State 80, Arkansas 75         |               | Starkville, Miss.       |               |
| 1/27/2008                               | Arkansas 56, Mississippi State 42         |               | Fayetteville, Ark.      |               |
| 1/25/2009                               | Arkansas 65, Mississippi State 62         |               | Starkville, Miss.       |               |
| 1/14/2010                               | Mississippi State 78, Arkansas 60         |               | Fayetteville, Ark.      |               |
| 1/9/2011                                | Arkansas 61, Mississippi State 56         |               | Starkville, Miss.       |               |
| 1/26/2012                               | Arkansas 51, Mississippi State 35         |               | Starkville, Miss.       |               |
| 2/19/2012                               | Arkansas 67, Mississippi State 53         |               | Fayetteville, Ark.      |               |
| 2/3/2013                                | Mississippi State 47, Arkansas 44         |               | Starkville, Miss.       |               |
| 1/12/2014                               | Mississippi State 54, Arkansas 50         |               | Fayetteville, Ark.      |               |



| <b>ARKANSAS-LITTLE ROCK (MSU leads 7-0)</b> |  | <b>H: 5-0</b> | <b>A: 1-0</b>     | <b>N: 1-0</b> |
|---|--|---------------|-------------------|---------------|
| 2/9/1983                                    | Mississippi State 65, Arkansas-Little Rock 49  |               | Starkville, Miss. |               |
| 1/26/1984                                   | Mississippi State 90, Arkansas-Little Rock 64  |               | Starkville, Miss. |               |
| 2/6/1985                                    | Mississippi State 102, Arkansas-Little Rock 63 |               | Pine Bluff, Ark.  |               |
| 2/5/1986                                    | Mississippi State 83, Arkansas-Little Rock 74  |               | Starkville, Miss. |               |
| 1/24/1987                                   | Mississippi State 97, Arkansas-Little Rock 63  |               | Starkville, Miss. |               |
| 12/16/1987                                  | Mississippi State 68, Arkansas-Little Rock 55  |               | Little Rock, Ark. |               |
| 2/6/1988                                    | Mississippi State 70, Arkansas-Little Rock 53  |               | Starkville, Miss. |               |

| <b>ARKANSAS-PINE BLUFF (MSU leads 5-0)</b> |   | <b>H: 5-0</b> | <b>A: 0-0</b>         | <b>N: 0-0</b> |
|--|---|---------------|-----------------------|---------------|
| 11/21/1997                                 | Mississippi State 78, Arkansas-Pine Bluff 50  |               | Starkville, Miss. (Δ) |               |
| 11/27/2007                                 | Mississippi State 85, Arkansas-Pine Bluff 56  |               | Starkville, Miss.     |               |
| 11/18/2008                                 | Mississippi State 94, Arkansas-Pine Bluff 52  |               | Starkville, Miss.     |               |
| 11/13/2009                                 | Mississippi State 106, Arkansas-Pine Bluff 48 |               | Starkville, Miss.     |               |
| 11/28/2010                                 | Mississippi State 74, Arkansas-Pine Bluff 31  |               | Starkville, Miss.     |               |

| <b>ARKANSAS STATE (ASU leads 5-2)</b> |   | <b>H: 2-2</b> | <b>A: 0-3</b>         | <b>N: 0-0</b> |
|---------------------------------------|---|---------------|-----------------------|---------------|
| 12/6/1982                             | Mississippi State 77, Arkansas State 49 |               | Starkville, Miss.     |               |
| 12/7/1991                             | Arkansas State 53, Mississippi State 43 |               | Jonesboro, Ark. (∞)   |               |
| 2/10/1993                             | Arkansas State 77, Mississippi State 72 |               | Starkville, Miss.     |               |
| 11/29/1995                            | Arkansas State 88, Mississippi State 68 |               | Jonesboro, Ark.       |               |
| 1/9/1996                              | Mississippi State 76, Arkansas State 56 |               | Starkville, Miss.     |               |
| 11/22/1997                            | Arkansas State 76, Mississippi State 68 |               | Starkville, Miss. (Δ) |               |
| 3/17/2005                             | Arkansas State 78, Mississippi State 61 |               | Jonesboro, Ark. (†)   |               |

| <b>AUBURN (AU leads 35-17)</b> |                                      | <b>H: 11-14</b> | <b>A: 4-20</b>          | <b>N: 2-1</b> |
|--------------------------------|--------------------------------------|-----------------|-------------------------|---------------|
| 1/3/1977                       | Auburn 71, Mississippi State 70 (OT) |                 | Auburn, Ala.            |               |
| 1/4/1978                       | Mississippi State 73, Auburn 56      |                 | Starkville, Miss.       |               |
| 1/22/1979                      | Mississippi State 65, Auburn 56      |                 | Auburn, Ala.            |               |
| 2/19/1979                      | Mississippi State 64, Auburn 61      |                 | Starkville, Miss.       |               |
| 1/9/1980                       | Auburn 70, Mississippi State 65      |                 | Starkville, Miss.       |               |
| 1/19/1981                      | Auburn 72, Mississippi State 59      |                 | Auburn, Ala.            |               |
| 1/16/1982                      | Auburn 68, Mississippi State 47      |                 | Auburn, Ala.            |               |
| 2/13/1982                      | Auburn 80, Mississippi State 61      |                 | Starkville, Miss.       |               |
| 1/3/1983                       | Auburn 77, Mississippi State 59      |                 | Auburn, Ala.            |               |
| 2/12/1983                      | Auburn 83, Mississippi State 65      |                 | Starkville, Miss.       |               |
| 1/12/1984                      | Auburn 72, Mississippi State 47      |                 | Auburn, Ala.            |               |
| 2/11/1984                      | Auburn 60, Mississippi State 49      |                 | Starkville, Miss.       |               |
| 1/7/1985                       | Auburn 79, Mississippi State 49      |                 | Auburn, Ala.            |               |
| 2/9/1985                       | Auburn 78, Mississippi State 57      |                 | Starkville, Miss.       |               |
| 1/11/1986                      | Auburn 82, Mississippi State 32      |                 | Starkville, Miss.       |               |
| 2/11/1987                      | Auburn 82, Mississippi State 35      |                 | Auburn, Ala.            |               |
| 1/16/1988                      | Auburn 76, Mississippi State 65      |                 | Starkville, Miss.       |               |
| 3/5/1988                       | Auburn 78, Mississippi State 48      |                 | Albany, Ga. (\$)        |               |
| 1/11/1989                      | Auburn 77, Mississippi State 35      |                 | Auburn, Ala.            |               |
| 1/10/1990                      | Auburn 83, Mississippi State 48      |                 | Starkville, Miss.       |               |
| 1/26/1991                      | Auburn 89, Mississippi State 38      |                 | Auburn, Ala.            |               |
| 2/2/1992                       | Mississippi State 62, Auburn 51      |                 | Starkville, Miss.       |               |
| 1/30/1993                      | Auburn 72, Mississippi State 64      |                 | Auburn, Ala.            |               |
| 2/12/1994                      | Auburn 85, Mississippi State 47      |                 | Starkville, Miss.       |               |
| 2/11/1995                      | Auburn 77, Mississippi State 63      |                 | Auburn, Ala.            |               |
| 1/20/1996                      | Mississippi State 71, Auburn 67      |                 | Starkville, Miss.       |               |
| 1/18/1997                      | Auburn 77, Mississippi State 59      |                 | Auburn, Ala.            |               |
| 1/25/1998                      | Mississippi State 63, Auburn 59      |                 | Starkville, Miss.       |               |
| 1/24/1999                      | Auburn 57, Mississippi State 46      |                 | Auburn, Ala.            |               |
| 1/27/2000                      | Mississippi State 74, Auburn 68 (OT) |                 | Starkville, Miss.       |               |
| 3/3/2000                       | Mississippi State 66, Auburn 56      |                 | Chattanooga, Tenn. (\$) |               |
| 1/25/2001                      | Auburn 78, Mississippi State 48      |                 | Auburn, Ala.            |               |
| 1/20/2002                      | Auburn 81, Mississippi State 61      |                 | Auburn, Ala.            |               |
| 2/3/2002                       | Mississippi State 76, Auburn 57      |                 | Starkville, Miss.       |               |
| 1/23/2003                      | Mississippi State 69, Auburn 60      |                 | Starkville, Miss.       |               |
| 3/2/2003                       | Mississippi State 65, Auburn 56      |                 | Auburn, Ala.            |               |
| 1/29/2004                      | Auburn 80, Mississippi State 53      |                 | Auburn, Ala.            |               |
| 2/27/2005                      | Mississippi State 75, Auburn 68 (OT) |                 | Starkville, Miss.       |               |
| 1/29/2006                      | Auburn 74, Mississippi State 44      |                 | Auburn, Ala.            |               |
| 2/4/2007                       | Auburn 63, Mississippi State 57      |                 | Starkville, Miss.       |               |
| 2/3/2007                       | Auburn 68, Mississippi State 42      |                 | Auburn, Ala.            |               |
| 2/15/2009                      | Auburn 63, Mississippi State 58      |                 | Starkville, Miss.       |               |
| 1/3/2010                       | Mississippi State 73, Auburn 58      |                 | Auburn, Ala.            |               |
| 2/21/2010                      | Auburn 50, Mississippi State 36      |                 | Starkville, Miss.       |               |
| 1/20/2011                      | Auburn 45, Mississippi State 41      |                 | Starkville, Miss.       |               |
| 2/6/2011                       | Mississippi State 57, Auburn 45      |                 | Auburn, Ala.            |               |
| 3/3/2011                       | Mississippi State 49, Auburn 47      |                 | Nashville, Tenn. (\$)   |               |
| 1/22/2012                      | Mississippi State 62, Auburn 57      |                 | Starkville, Miss.       |               |

|           |                                 |  |                       |
|-----------|---------------------------------|--|-----------------------|
| 3/3/2013  | Auburn 74, Mississippi State 65 |  | Auburn, Ala.          |
| 1/5/2014  | Auburn 82, Mississippi State 74 |  | Starkville, Miss.     |
| 2/9/2014  | Auburn 51, Mississippi State 43 |  | Auburn, Ala.          |
| 3/27/2014 | Mississippi State 59, Auburn 54 |  | Starkville, Miss. (†) |

| <b>AUSTIN PEAY (MSU leads 1-0)</b> |                                      | <b>H: 1-0</b> | <b>A: 0-0</b>     | <b>N: 0-0</b> |
|------------------------------------|--------------------------------------|---------------|-------------------|---------------|
| 12/30/1997                         | Mississippi State 83, Austin Peay 59 |               | Starkville, Miss. |               |

| <b>BALL STATE (MSU leads 1-0)</b> |                                     | <b>H: 0-0</b> | <b>A: 0-0</b>        | <b>N: 1-0</b> |
|-----------------------------------|-------------------------------------|---------------|----------------------|---------------|
| 11/28/1998                        | Mississippi State 69, Ball State 64 |               | Cambridge, Mass. (c) |               |

| <b>BAYLOR (BU leads 3-1)</b> |                                 | <b>H: 1-1</b> | <b>A: 0-2</b>     | <b>N: 0-0</b> |
|------------------------------|---------------------------------|---------------|-------------------|---------------|
| 1975                         | Mississippi State 83, Baylor 72 |               | Starkville, Miss. |               |
| 3/15/1998                    | Baylor 75, Mississippi State 65 |               | Waco, Texas (†)   |               |
| 11/21/2003                   | Baylor 88, Mississippi State 45 |               | Waco, Texas       |               |
| 11/23/2004                   | Baylor 66, Mississippi State 49 |               | Starkville, Miss. |               |

| <b>BELHAVEN (MSU leads 9-1)</b> |                                    | <b>H: 6-1</b> | <b>A: 3-0</b>     | <b>N: 0-0</b> |
|---------------------------------|------------------------------------|---------------|-------------------|---------------|
| 1975                            | Mississippi State 63, Belhaven 59  |               | Starkville, Miss. |               |
| 1/18/1975                       | Belhaven 53, Mississippi State 50  |               | Starkville, Miss. |               |
| 2/1/1975                        | Mississippi State 83, Belhaven 58  |               | Jackson, Miss.    |               |
| 2/12/1976                       | Mississippi State 75, Belhaven 62  |               | Jackson, Miss.    |               |
| 12/18/1978                      | Mississippi State 58, Belhaven 53  |               | Jackson, Miss.    |               |
| 12/3/1990                       | Mississippi State 62, Belhaven 55  |               | Starkville, Miss. |               |
| 12/3/1991                       | Mississippi State 66, Belhaven 53  |               | Starkville, Miss. |               |
| 12/8/1992                       | Mississippi State 69, Belhaven 56  |               | Starkville, Miss. |               |
| 11/30/1993                      | Mississippi State 115, Belhaven 60 |               | Starkville, Miss. |               |
| 1/24/1995                       | Mississippi State 78, Belhaven 38  |               | Starkville, Miss. |               |

| <b>BELMONT (MSU leads 2-1)</b> |                                  | <b>H: 1-1</b> | <b>A: 1-0</b>     | <b>N: 0-0</b> |
|--------------------------------|----------------------------------|---------------|-------------------|---------------|
| 2/18/1998                      | Mississippi State 73, Belmont 52 |               | Starkville, Miss. |               |
| 11/20/2006                     | Belmont 67, Mississippi State 60 |               | Starkville, Miss. |               |
| 11/15/2007                     | Mississippi State 66, Belmont 51 |               | Nashville, Tenn.  |               |

| <b>BETHUNE-COOKMAN (MSU leads 1-0)</b> |  | <b>H: 0-0</b> | <b>A: 0-0</b>     | <b>N: 1-0</b> |
|--|--|---------------|-------------------|---------------|
| 12/19/2002                             | Mississippi State 66, Bethune-Cookman 61 |               | Orlando, Fla. (^) |               |

| <b>BIRMINGHAM SOUTHERN (MSU leads 2-0)</b> |                         | <b>H: 2-0</b> | <b>A: 0-0</b>     | <b>N: 0-0</b> |
|--|-------------------------|---------------|-------------------|---------------|
| 1/3/2005                                   | Mississippi State 73-57 |               | Starkville, Miss. |               |
| 1/2/2006                                   | Mississippi State 59-50 |               | Starkville, Miss. |               |

| <b>BLUE MOUNTAIN (MSU leads 3-1)</b> |  | <b>H: 1-0</b> | <b>A: 1-1</b>        | <b>N: 1-0</b> |
|--------------------------------------|--|---------------|----------------------|---------------|
| 1975                                 | Blue Mountain 74, Mississippi State 63 |               | Blue Mountain, Miss. |               |
| 1/21/1975                            | Mississippi State 88, Blue Mountain 48 |               | Blue Mountain, Miss. |               |
| 2/22/1975                            | Mississippi State 88, Blue Mountain 52 |               | Starkville, Miss.    |               |
| 2/26/1976                            | Mississippi State 71, Blue Mountain 61 |               | Clinton, Miss. (&)   |               |

| <b>BOSTON COLLEGE (MSU leads 1-0)</b> |   | <b>H: 0-0</b> | <b>A: 0-0</b>      | <b>N: 1-0</b> |
|---------------------------------------|---|---------------|--------------------|---------------|
| 3/15/2002                             | Mississippi State 65, Boston College 59 |               | Lubbock, Texas (‡) |               |

| <b>BRYAN COLLEGE (MSU leads 1-0)</b> |  | <b>H: 1-0</b> | <b>A: 0-0</b>     | <b>N: 0-0</b> |
|--------------------------------------|--|---------------|-------------------|---------------|
| 2/1/1986                             | Mississippi State 95, Bryan College 78 |               | Starkville, Miss. |               |

| <b>BUFFALO (MSU leads 1-0)</b> |                                  | <b>H: 0-0</b> | <b>A: 0-0</b>      | <b>N: 1-0</b> |
|--------------------------------|----------------------------------|---------------|--------------------|---------------|
| 12/29/2010                     | Mississippi State 72, Buffalo 58 |               | Bethlehem, Pa. (•) |               |

| <b>CAL STATE NORTHRIDGE (MSU leads 2-0)</b> |   | <b>H: 0-0</b> | <b>A: 1-0</b>         | <b>N: 1-0</b> |
|---|---|---------------|-----------------------|---------------|
| 12/31/1999                                  | Mississippi State 98, Cal State Northridge 64 |               | Northridge, Calif.    |               |
| 11/24/2000                                  | Mississippi State 75, Cal State Northridge 61 |               | Albuquerque, N.M. (◁) |               |

| <b>CAMPBELL (MSU leads 1-0)</b> |                                   | <b>H: 0-0</b> | <b>A: 0-0</b>       | <b>N: 1-0</b> |
|---------------------------------|-----------------------------------|---------------|---------------------|---------------|
| 12/28/1998                      | Mississippi State 83, Campbell 56 |               | Blacksburg, Va. (‡) |               |

| <b>CENTENARY (MSU leads 1-0)</b> |                                    | <b>H: 1-0</b> | <b>A: 0-0</b>     | <b>N: 0-0</b> |
|----------------------------------|------------------------------------|---------------|-------------------|---------------|
| 11/11/2007                       | Mississippi State 76, Centenary 57 |               | Starkville, Miss. |               |

| <b>CENTRAL FLORIDA (MSU leads 2-1)</b> |  | <b>H: 0-0</b> | <b>A: 2-0</b>             | <b>N: 0-1</b> |
|--|--|---------------|---------------------------|---------------|
| 12/18/1996                             | Mississippi State 72, Central Florida 61 |               | Orlando, Fla.             |               |
| 12/20/2002                             | Mississippi State 81, Central Florida 30 |               | Orlando, Fla. (^)         |               |
| 11/22/2012                             | Central Florida 64, Mississippi State 56 |               | Puerto Vallarta, Mex. (•) |               |

# SERIES RESULTS



| <b>CENTRAL MISSOURI (CMU leads 1-0)</b>      |  | <b>H: 0-0</b>  | <b>A: 0-0</b>         | <b>N: 0-1</b> |
|--|--|----------------|-----------------------|---------------|
| 12/15/1978                                   | Central Missouri 92, Mississippi State 67      |                | Columbus, Miss. (P)   |               |
| <b>CHARLESTON SOUTHERN (MSU leads 1-0)</b>   |  | <b>H: 0-0</b>  | <b>A: 0-0</b>         | <b>N: 1-0</b> |
| 12/2/1994                                    | Mississippi State 76, Charleston Southern 50   |                | Chicago, Ill. (f)     |               |
| <b>CHRISTIAN BROTHERS (MSU leads 1-0)</b>    |  | <b>H: 1-0</b>  | <b>A: 0-0</b>         | <b>N: 0-0</b> |
| 12/12/1992                                   | Mississippi State 85, Christian Brothers 54    |                | Starkville, Miss.     |               |
| <b>CINCINNATI (Series tied 1-1)</b>          |  | <b>H: 1-0</b>  | <b>A: 0-1</b>         | <b>N: 0-0</b> |
| 12/29/2001                                   | Cincinnati 74, Mississippi State 57            |                | Cincinnati, Ohio      |               |
| 11/22/2002                                   | Mississippi State 76, Cincinnati 70            |                | Starkville, Miss.     |               |
| <b>CLEMSON (Series tied 1-1)</b>             |  | <b>H: 0-1</b>  | <b>A: 1-0</b>         | <b>N: 0-0</b> |
| 1/14/1983                                    | Mississippi State 64, Clemson 59               |                | Clemson, S.C. (€)     |               |
| 12/16/1983                                   | Clemson 80, Mississippi State 75 (OT)          |                | Starkville, Miss.     |               |
| <b>COLLEGE OF CHARLESTON (MSU leads 1-0)</b> |  | <b>H: 0-0</b>  | <b>A: 0-0</b>         | <b>N: 1-0</b> |
| 12/20/1983                                   | Mississippi State 67, College of Charleston 53 |                | Blacksburg, Va. (f)   |               |
| <b>COLORADO (CU leads 1-0)</b>               |  | <b>H: 0-0</b>  | <b>A: 0-1</b>         | <b>N: 0-0</b> |
| 12/4/1992                                    | Colorado 95, Mississippi State 59              |                | Boulder, Colo. (o)    |               |
| <b>DARTMOUTH (Series tied 1-1)</b>           |  | <b>H: 0-0</b>  | <b>A: 1-0</b>         | <b>N: 0-1</b> |
| 12/18/1988                                   | Mississippi State 57, Dartmouth 55             |                | Hanover, N.H. (≈)     |               |
| 12/30/1988                                   | Dartmouth 64, Mississippi State 33             |                | New Orleans, La. (Ω)  |               |
| <b>DAYTON (DU leads 1-0)</b>                 |  | <b>H: 0-0</b>  | <b>A: 0-0</b>         | <b>N: 0-1</b> |
| 12/27/1981                                   | Dayton 66, Mississippi State 64                |                | Miami, Fla. (%)       |               |
| <b>DELTA STATE (DSU leads 12-0)</b>          |  | <b>H: 0-4</b>  | <b>A: 0-7</b>         | <b>N: 0-1</b> |
| 1/31/1975                                    | Delta State 103, Mississippi State 68          |                | Cleveland, Miss.      |               |
| 12/2/1975                                    | Delta State 119, Mississippi State 47          |                | Cleveland, Miss.      |               |
| 1/17/1977                                    | Delta State 79, Mississippi State 56           |                | Starkville, Miss.     |               |
| 2/15/1977                                    | Delta State 90, Mississippi State 66           |                | Cleveland, Miss.      |               |
| 2/1/1978                                     | Delta State 92, Mississippi State 50           |                | Cleveland, Miss.      |               |
| 2/20/1978                                    | Delta State 93, Mississippi State 73           |                | Starkville, Miss.     |               |
| 1/31/1979                                    | Delta State 108, Mississippi State 55          |                | Cleveland, Miss.      |               |
| 2/22/1979                                    | Delta State 75, Mississippi State 67           |                | Clinton, Miss. (&)    |               |
| 1/16/1980                                    | Delta State 94, Mississippi State 77           |                | Starkville, Miss.     |               |
| 1/6/1981                                     | Delta State 83, Mississippi State 75           |                | Cleveland, Miss.      |               |
| 1/22/1986                                    | Delta State 74, Mississippi State 61           |                | Cleveland, Miss.      |               |
| 12/6/1986                                    | Delta State 68, Mississippi State 53           |                | Starkville, Miss.     |               |
| <b>DEPAUL (DU leads 4-0)</b>                 |  | <b>H: 0-0</b>  | <b>A: 0-3</b>         | <b>N: 0-1</b> |
| 11/30/1985                                   | DePaul 68, Mississippi State 47                |                | Chicago, Ill. (f)     |               |
| 3/24/1988                                    | DePaul 73, Mississippi State 57                |                | Amarillo, Texas (†)   |               |
| 11/23/1990                                   | DePaul 78, Mississippi State 54                |                | Chicago, Ill. (f)     |               |
| 12/3/1994                                    | DePaul 96, Mississippi State 87                |                | Chicago, Ill. (f)     |               |
| <b>DETROIT (MSU leads 1-0)</b>               |  | <b>H: 1-0</b>  | <b>A: 0-0</b>         | <b>N: 0-0</b> |
| 12/4/2003                                    | Mississippi State 63, Detroit 48               |                | Starkville, Miss.     |               |
| <b>DUKE (DU leads 1-0)</b>                   |  | <b>H: 0-0</b>  | <b>A: 0-0</b>         | <b>N: 0-1</b> |
| 11/25/1995                                   | Duke 72, Mississippi State 67                  |                | New Orleans, La. (Ω)  |               |
| <b>EAST TENNESSEE STATE (MSU leads 2-1)</b>  |  | <b>H: 1-1</b>  | <b>A: 1-0</b>         | <b>N: 0-0</b> |
| 12/30/2004                                   | Mississippi State 74, East Tennessee State 64  |                | Johnson City, Tenn.   |               |
| 11/20/2005                                   | East Tennessee State 78, Mississippi State 53  |                | Starkville, Miss.     |               |
| 11/15/2009                                   | Mississippi State 80, East Tennessee State 50  |                | Starkville, Miss.     |               |
| <b>FARLEIGH-DICKINSON (MSU leads 1-0)</b>    |  | <b>H: 0-0</b>  | <b>A: 0-0</b>         | <b>N: 1-0</b> |
| 12/17/1988                                   | Mississippi State 58, Fairleigh-Dickinson 56   |                | Hanover, N.H. (≈)     |               |
| <b>FLORIDA (Florida leads 25-18)</b>         |  | <b>H: 11-8</b> | <b>A: 6-13</b>        | <b>N: 1-4</b> |
| 3/2/1978                                     | Mississippi State 86, Florida 68               |                | Starkville, Miss. (Δ) |               |
| 1/20/1979                                    | Florida 81, Mississippi State 74               |                | Gainesville, Fla.     |               |
| 2/13/1979                                    | Mississippi State 86, Florida 81               |                | Starkville, Miss.     |               |
| 11/26/1979                                   | Mississippi State 88, Florida 56               |                | Starkville, Miss.     |               |
| 2/7/1980                                     | Florida 68, Mississippi State 62               |                | Knoxville, Tenn. (\$) |               |
| 1/3/1981                                     | Mississippi State 98, Florida 91 (OT)          |                | Gainesville, Fla.     |               |
| 1/29/1986                                    | Florida 67, Mississippi State 51               |                | Gainesville, Fla.     |               |
| 2/7/1987                                     | Mississippi State 70, Florida 59               |                | Starkville, Miss.     |               |
| 1/13/1988                                    | Mississippi State 72, Florida 50               |                | Gainesville, Fla.     |               |
| 3/4/1988                                     | Mississippi State 67, Florida 46               |                | Albany, Ga. (\$)      |               |

|            |  |  |                           |
|------------|--|--|---------------------------|
| 1/21/1989  | Mississippi State 84, Florida 80       |  | Starkville, Miss.         |
| 1/20/1990  | Florida 91, Mississippi State 87 (OT)  |  | Gainesville, Fla.         |
| 1/19/1991  | Florida 74, Mississippi State 71       |  | Starkville, Miss.         |
| 12/18/1991 | Mississippi State 66, Florida 64       |  | Gainesville, Fla.         |
| 12/1/1992  | Mississippi State 74, Florida 58       |  | Starkville, Miss.         |
| 1/8/1994   | Florida 80, Mississippi State 66       |  | Gainesville, Fla.         |
| 1/7/1995   | Florida 79, Mississippi State 47       |  | Starkville, Miss.         |
| 2/24/1996  | Florida 95, Mississippi State 45       |  | Gainesville, Fla.         |
| 2/22/1997  | Florida 75, Mississippi State 71       |  | Starkville, Miss.         |
| 2/22/1998  | Florida 74, Mississippi State 68       |  | Gainesville, Fla.         |
| 2/21/1999  | Mississippi State 68, Florida 56       |  | Starkville, Miss.         |
| 1/6/2000   | Florida 85, Mississippi State 72       |  | Gainesville, Fla.         |
| 2/20/2000  | Mississippi State 66, Florida 57       |  | Starkville, Miss.         |
| 1/4/2001   | Florida 82, Mississippi State 70       |  | Starkville, Miss.         |
| 2/18/2001  | Mississippi State 79, Florida 75       |  | Gainesville, Fla.         |
| 2/24/2002  | Mississippi State 83, Florida 63       |  | Starkville, Miss.         |
| 2/2/2003   | Mississippi State 83, Florida 54       |  | Gainesville, Fla.         |
| 2/12/2004  | Mississippi State 88, Florida 76       |  | Starkville, Miss.         |
| 2/13/2005  | Florida 67, Mississippi State 56       |  | Gainesville, Fla.         |
| 2/9/2006   | Florida 63, Mississippi State 48       |  | Starkville, Miss.         |
| 3/2/2006   | Florida 98, Mississippi State 83       |  | N. Little Rock, Ark. (\$) |
| 2/11/2007  | Mississippi State 79, Florida 74       |  | Gainesville, Fla.         |
| 3/1/2007   | Florida 69, Mississippi State 63       |  | Duluth, Ga. (\$)          |
| 2/10/2008  | Mississippi State 83, Florida 71       |  | Starkville, Miss.         |
| 1/8/2009   | Florida 80, Mississippi State 66       |  | Gainesville, Fla.         |
| 1/17/2010  | Florida 55, Mississippi State 52       |  | Starkville, Miss.         |
| 2/7/2010   | Florida 80, Mississippi State 78 (2OT) |  | Gainesville, Fla.         |
| 1/30/2011  | Florida 67, Mississippi State 60       |  | Starkville, Miss.         |
| 2/20/2011  | Florida 78, Mississippi State 63       |  | Gainesville, Fla.         |
| 2/23/2012  | Florida 79, Mississippi State 45       |  | Gainesville, Fla.         |
| 1/10/2013  | Florida 61, Mississippi State 55       |  | Starkville, Miss.         |
| 1/2/2014   | Florida 82, Mississippi State 72       |  | Gainesville, Fla.         |
| 3/6/2014   | Florida 71, Mississippi State 67       |  | Duluth, Ga. (\$)          |

| <b>FLORIDA A&amp;M (series tied 1-1)</b> |                                      | <b>H: 1-0</b> | <b>A: 0-0</b>        | <b>N: 0-1</b> |
|--|--------------------------------------|---------------|----------------------|---------------|
| 11/23/1984                               | Florida A&M 74, Mississippi State 62 |               | Plainview, Texas (*) |               |
| 12/16/2012                               | Mississippi State 67, Florida A&M 57 |               | Starkville, Miss.    |               |

| <b>FLORIDA ATLANTIC (MSU leads 1-0)</b> |   | <b>H: 1-0</b> | <b>A: 0-0</b>     | <b>N: 0-0</b> |
|---|---|---------------|-------------------|---------------|
| 12/7/2012                               | Mississippi State 59, Florida Atlantic 58 |               | Starkville, Miss. |               |

| <b>FLORIDA STATE (series tied 3-3)</b> |   | <b>H: 1-0</b> | <b>A: 2-2</b>         | <b>N: 0-1</b> |
|--|---|---------------|-----------------------|---------------|
| 11/10/1978                             | Mississippi State 64, Florida State 60      |               | Tallahassee, Fla.     |               |
| 11/16/1979                             | Mississippi State 73, Florida State 61      |               | Tallahassee, Fla.     |               |
| 12/1/1989                              | Florida State 89, Mississippi State 62      |               | Tallahassee, Fla. (±) |               |
| 12/2/2005                              | Florida State 75, Mississippi State 59      |               | Tallahassee, Fla.     |               |
| 11/30/2006                             | Mississippi State 65, Florida State 60 (OT) |               | Starkville, Miss.     |               |
| 3/28/2010                              | Florida State 74, Mississippi State 71      |               | Dayton, Ohio (‡)      |               |

| <b>GEORGIA (UGA leads 27-14)</b> |                                   | <b>H: 9-10</b> | <b>A: 3-14</b>          | <b>N: 2-3</b> |
|----------------------------------|-----------------------------------|----------------|-------------------------|---------------|
| 1/22/1977                        | Mississippi State 92, Georgia 73  |                | Athens, Ga.             |               |
| 1/21/1978                        | Mississippi State 86, Georgia 54  |                | Starkville, Miss.       |               |
| 1/4/1979                         | Mississippi State 58, Georgia 46  |                | Starkville, Miss. (Δ)   |               |
| 12/19/1979                       | Georgia 88, Mississippi State 76  |                | Athens, Ga.             |               |
| 12/17/1981                       | Georgia 75, Mississippi State 56  |                | Memphis, Tenn. (#)      |               |
| 2/8/1986                         | Georgia 87, Mississippi State 47  |                | Athens, Ga.             |               |
| 1/18/1987                        | Georgia 69, Mississippi State 50  |                | Starkville, Miss.       |               |
| 1/24/1988                        | Georgia 60, Mississippi State 55  |                | Athens, Ga.             |               |
| 2/18/1989                        | Georgia 83, Mississippi State 74  |                | Starkville, Miss.       |               |
| 2/17/1990                        | Georgia 101, Mississippi State 64 |                | Athens, Ga.             |               |
| 2/16/1991                        | Georgia 90, Mississippi State 59  |                | Starkville, Miss.       |               |
| 1/26/1992                        | Georgia 82, Mississippi State 60  |                | Athens, Ga.             |               |
| 1/23/1993                        | Mississippi State 76, Georgia 65  |                | Starkville, Miss.       |               |
| 2/6/1994                         | Georgia 83, Mississippi State 65  |                | Atlanta, Ga.            |               |
| 2/4/1995                         | Georgia 69, Mississippi State 66  |                | Starkville, Miss.       |               |
| 1/28/1996                        | Georgia 97, Mississippi State 62  |                | Athens, Ga.             |               |
| 1/24/1997                        | Georgia 68, Mississippi State 65  |                | Starkville, Miss.       |               |
| 2/1/1998                         | Mississippi State 79, Georgia 75  |                | Athens, Ga.             |               |
| 1/31/1999                        | Mississippi State 78, Georgia 72  |                | Starkville, Miss.       |               |
| 2/26/1999                        | Georgia 72, Mississippi State 66  |                | Chattanooga, Tenn. (\$) |               |
| 2/6/2000                         | Georgia 83, Mississippi State 67  |                | Athens, Ga.             |               |
| 3/4/2000                         | Mississippi State 62, Georgia 61  |                | Chattanooga, Tenn. (\$) |               |
| 2/4/2001                         | Georgia 78, Mississippi State 74  |                | Starkville, Miss.       |               |
| 1/13/2002                        | Mississippi State 84, Georgia 82  |                | Starkville, Miss.       |               |

|           |                                  |                   |
|-----------|----------------------------------|-------------------|
| 1/31/2002 | Mississippi State 72, Georgia 71 | Athens, Ga.       |
| 2/6/2003  | Georgia 76, Mississippi State 71 | Athens, Ga.       |
| 2/27/2003 | Mississippi State 76, Georgia 70 | Starkville, Miss. |
| 1/8/2004  | Georgia 88, Mississippi State 70 | Athens, Ga.       |
| 1/23/2005 | Georgia 67, Mississippi State 57 | Starkville, Miss. |
| 1/19/2006 | Georgia 81, Mississippi State 42 | Athens, Ga.       |
| 1/11/2007 | Georgia 74, Mississippi State 61 | Starkville, Miss. |
| 2/17/2008 | Georgia 60, Mississippi State 56 | Starkville, Miss. |
| 2/1/2009  | Georgia 69, Mississippi State 57 | Athens, Ga.       |
| 1/28/2010 | Mississippi State 74, Georgia 66 | Starkville, Miss. |
| 3/5/2010  | Mississippi State 67, Georgia 52 | Duluth, Ga. (\$)  |
| 1/23/2011 | Georgia 78, Mississippi State 58 | Athens, Ga.       |
| 1/15/2012 | Georgia 68, Mississippi State 51 | Starkville, Miss. |
| 2/2/2012  | Georgia 70, Mississippi State 60 | Athens, Ga.       |
| 2/28/2013 | Mississippi State 50, Georgia 38 | Starkville, Miss. |
| 2/2/2014  | Mississippi State 80, Georgia 67 | Starkville, Miss. |
| 3/2/2014  | Georgia 77, Mississippi State 48 | Athens, Ga.       |

**GEORGIA SOUTHERN (MSU leads 2-0) H: 2-0 A: 0-0 N: 0-0**

|            |   |                       |
|------------|---|-----------------------|
| 11/21/1980 | Mississippi State 84, Georgia Southern 80 | Starkville, Miss. (Δ) |
| 12/18/1982 | Mississippi State 67, Georgia Southern 55 | Starkville, Miss. (Δ) |

**GEORGIA STATE (MSU leads 3-0) H: 2-0 A: 1-0 N: 0-0**

|            |  |                       |
|------------|--|-----------------------|
| 12/15/1984 | Mississippi State 61, Georgia State 57 | Starkville, Miss. (Δ) |
| 12/11/1988 | Mississippi State 74, Georgia State 71 | Starkville, Miss.     |
| 12/15/1992 | Mississippi State 91, Georgia State 70 | Atlanta, Ga. (μ)      |

**GEORGIA TECH (MSU leads 4-1) H: 2-1 A: 2-0 N: 0-0**

|            |                                       |                       |
|------------|---------------------------------------|-----------------------|
| 12/9/1999  | Mississippi State 71, Georgia Tech 56 | Atlanta, Ga.          |
| 12/3/2000  | Mississippi State 88, Georgia Tech 68 | Starkville, Miss.     |
| 3/15/2001  | Mississippi State 77, Georgia Tech 73 | Starkville, Miss. (†) |
| 12/30/2006 | Mississippi State 62, Georgia Tech 56 | Atlanta, Ga.          |
| 12/16/2008 | Georgia Tech 70, Mississippi State 58 | Starkville, Miss.     |

**GRAMBLING (MSU leads 3-1) H: 3-0 A: 0-0 N: 0-1**

|            |                                     |                       |
|------------|-------------------------------------|-----------------------|
| 11/25/1994 | Grambling 112, Mississippi State 91 | Tuscaloosa, Ala. (x)  |
| 12/7/1996  | Mississippi State 81, Grambling 61  | Starkville, Miss. (Δ) |
| 11/16/1998 | Mississippi State 79, Grambling 75  | Starkville, Miss.     |
| 12/19/2006 | Mississippi State 72, Grambling 63  | Starkville, Miss.     |

**GRAND CANYON (MSU leads 1-0) H: 0-0 A: 0-0 N: 1-0**

|            |                                       |                  |
|------------|---------------------------------------|------------------|
| 11/29/2013 | Mississippi State 71, Grand Canyon 62 | Naples, Fla. (ε) |
|------------|---------------------------------------|------------------|

**HAMPTON (Hampton leads 1-0) H: 0-1 A: 0-0 N: 0-0**

|            |                                  |                   |
|------------|----------------------------------|-------------------|
| 11/12/2012 | Hampton 56, Mississippi State 48 | Starkville, Miss. |
|------------|----------------------------------|-------------------|

**HARVARD (MSU leads 1-0) H: 0-0 A: 1-0 N: 0-0**

|            |                                  |                      |
|------------|----------------------------------|----------------------|
| 11/29/1998 | Mississippi State 64, Harvard 51 | Cambridge, Mass. (c) |
|------------|----------------------------------|----------------------|

**HOUSTON (MSU leads 3-0) H: 1-0 A: 2-0 N: 0-0**

|            |                                  |                   |
|------------|----------------------------------|-------------------|
| 11/27/2002 | Mississippi State 76, Houston 57 | Houston, Texas    |
| 11/9/2012  | Mississippi State 72, Houston 66 | Starkville, Miss. |
| 11/8/2013  | Mississippi State 76, Houston 68 | Houston, Texas    |

**HOWARD (MSU leads 1-0) H: 1-0 A: 0-0 N: 0-0**

|            |                                 |                       |
|------------|---------------------------------|-----------------------|
| 12/17/2000 | Mississippi State 80, Howard 64 | Starkville, Miss. (Δ) |
|------------|---------------------------------|-----------------------|

**IDAHO STATE (MSU leads 1-0) H: 0-0 A: 0-0 N: 1-0**

|           |                                      |                    |
|-----------|--------------------------------------|--------------------|
| 12/5/1992 | Mississippi State 72, Idaho State 63 | Boulder, Colo. (Ø) |
|-----------|--------------------------------------|--------------------|

**ILLINOIS (MSU leads 2-1) H: 0-1 A: 1-0 N: 1-0**

|            |                                   |                     |
|------------|-----------------------------------|---------------------|
| 3/17/2001  | Mississippi State 86, Illinois 77 | Champaign, Ill. (†) |
| 12/14/2002 | Mississippi State 72, Illinois 67 | Chicago, Ill.       |
| 1/4/2004   | Illinois 75, Mississippi State 72 | Starkville, Miss.   |

**ILLINOIS-CHICAGO (MSU leads 2-1) H: 1-0 A: 0-1 N: 1-0**

|            |   |                       |
|------------|---|-----------------------|
| 11/27/1985 | Illinois-Chicago 59, Mississippi State 51 | Chicago, Ill.         |
| 12/20/1986 | Mississippi State 77, Illinois-Chicago 55 | Starkville, Miss.     |
| 11/30/1996 | Mississippi State 61, Illinois-Chicago 44 | Kansas City, Mo. (\$) |

**INDIANA (IU leads 2-1) H: 0-0 A: 0-1 N: 1-1**

|            |                                  |                       |
|------------|----------------------------------|-----------------------|
| 12/13/1986 | Indiana 62, Mississippi State 52 | Las Vegas, Nevada (E) |
| 12/30/1994 | Indiana 82, Mississippi State 68 | Bloomington, Ind. (¥) |
| 11/28/2003 | Mississippi State 70, Indiana 67 | St. Thomas, V.I. (≠)  |

|   |
|---|
| <b>IOWA (IU leads 1-0) H: 0-0 A: 0-0 N: 0-1</b>             |
| 11/22/2008 Iowa 60, Mississippi State 54 Cancun, Mexico (+) |

|   |
|---|
| <b>IOWA STATE (ISU leads 1-0) H: 0-0 A: 0-1 N: 0-0</b>        |
| 11/23/2001 Iowa State 87, Mississippi State 74 Ames, Iowa (D) |

|  |
|--|
| <b>ITAWAMBA [MS] CC (ICC leads 1-0) H: 0-1 A: 0-0 N: 0-0</b>     |
| 1/28/1975 Itawamba CC 74, Mississippi State 71 Starkville, Miss. |

**JACKSON STATE (MSU leads 13-11) H: 9-3 A: 2-7 N: 2-1**

|  |
|--|
| 2/7/1975 Mississippi State 105, Jackson State 79 Starkville, Miss.       |
| 1976 Jackson State 93, Mississippi State 68 Jackson, Miss.               |
| 12/4/1975 Jackson State 74, Mississippi State 64 Starkville, Miss.       |
| 2/27/1976 Mississippi State 60, Jackson State 58 Clinton, Miss. (&)      |
| 12/9/1976 Jackson State 77, Mississippi State 73 Starkville, Miss.       |
| 2/9/1978 Jackson State 107, Mississippi State 58 Jackson, Miss.          |
| 2/5/1979 Mississippi State 68, Jackson State 62 Starkville, Miss.        |
| 1/25/1980 Jackson State 79, Mississippi State 65 Jackson, Miss.          |
| 2/22/1980 Jackson State 62, Mississippi State 58 Clinton, Miss. (&)      |
| 1/17/1981 Mississippi State 75, Jackson State 74 Starkville, Miss.       |
| 12/14/1985 Mississippi State 88, Jackson State 65 Starkville, Miss.      |
| 1/8/1986 Jackson State 57, Mississippi State 50 Jackson, Miss.           |
| 12/2/1987 Mississippi State 52, Jackson State 45 Jackson, Miss.          |
| 12/12/1987 Mississippi State 71, Jackson State 50 Starkville, Miss.      |
| 11/26/1988 Mississippi State 53, Jackson State 47 Jackson, Miss.         |
| 1/5/1989 Mississippi State 64, Jackson State 53 Starkville, Miss.        |
| 12/9/1989 Jackson State 59, Mississippi State 57 Jackson, Miss.          |
| 1/8/1990 Mississippi State 55, Jackson State 52 Starkville, Miss.        |
| 11/29/1990 Jackson State 61, Mississippi State 57 Jackson, Miss.         |
| 12/15/1990 Jackson State 57, Mississippi State 56 Starkville, Miss.      |
| 11/29/1991 Mississippi State 64, Jackson State 63 Hattiesburg, Miss. (£) |
| 1/22/1992 Jackson State 58, Mississippi State 42 Jackson, Miss.          |
| 2/19/1992 Mississippi State 81, Jackson State 52 Starkville, Miss.       |
| 11/13/2013 Mississippi State 81, Jackson State 42 Starkville, Miss.      |

**JACKSONVILLE STATE (MSU leads 4-0) H: 4-0 A: 0-0 N: 0-0**

|   |
|---|
| 1/31/1995 Mississippi State 107, Jacksonville State 44 Starkville, Miss.      |
| 12/15/2001 Mississippi State 109, Jacksonville State 62 Starkville, Miss. (Δ) |
| 11/11/2011 Mississippi State 78, Jacksonville State 41 Starkville, Miss.      |
| 12/20/2012 Mississippi State 69, Jacksonville State 54 Starkville, Miss.      |

**JAMES MADISON (Tied 1-1) H: 0-1 A: 0-0 N: 1-0**

|  |
|--|
| 3/20/2001 James Madison 63, Mississippi State 61 Starkville, Miss. (†) |
| 11/30/2013 Mississippi State 65, James Madison 52 Naples, Fla. (ε)     |

**JUDSON COLLEGE (MSU leads 2-0) H: 2-0 A: 0-0 N: 0-0**

|  |
|--|
| 12/1/1984 Mississippi State 90, Judson College 54 Starkville, Miss.  |
| 2/24/1986 Mississippi State 117, Judson College 35 Starkville, Miss. |

**KANSAS STATE (MSU leads 1-0) H: 1-0 A: 0-0 N: 0-0**

|  |
|--|
| 1/4/1982 Mississippi State 79, Kansas State 78 Starkville, Miss. |
|--|

**KENTUCKY (Kentucky leads 23-17) H: 8-9 A: 8-10 N: 1-4**

|  |
|--|
| 1/15/1979 Mississippi State 67, Kentucky 52 Starkville, Miss.      |
| 1/19/1980 Kentucky 86, Mississippi State 68 Lexington, Ky. (□)     |
| 1/30/1981 Kentucky 106, Mississippi State 82 Baton Rouge, La. (\$) |
| 2/22/1985 Mississippi State 58, Kentucky 55 Lexington, Ky. (\$)    |
| 2/16/1986 Kentucky 66, Mississippi State 54 Lexington, Ky.         |
| 1/30/1987 Mississippi State 81, Kentucky 61 Starkville, Miss.      |
| 1/7/1988 Mississippi State 68, Kentucky 61 Lexington, Ky.          |
| 1/31/1989 Mississippi State 64, Kentucky 54 Starkville, Miss.      |
| 1/15/1990 Kentucky 86, Mississippi State 61 Lexington, Ky.         |
| 2/9/1991 Kentucky 75, Mississippi State 64 Starkville, Miss.       |
| 1/4/1992 Kentucky 75, Mississippi State 52 Lexington, Ky.          |
| 1/4/1993 Kentucky 73, Mississippi State 53 Starkville, Miss.       |
| 3/5/1993 Kentucky 84, Mississippi State 73 Chattanooga, Tenn. (\$) |
| 1/16/1994 Kentucky 81, Mississippi State 79 Lexington, Ky.         |
| 1/15/1995 Kentucky 65, Mississippi State 53 Starkville, Miss.      |
| 2/17/1996 Kentucky 78, Mississippi State 60 Lexington, Ky.         |
| 2/16/1997 Kentucky 74, Mississippi State 57 Starkville, Miss.      |
| 2/15/1998 Kentucky 71, Mississippi State 62 Lexington, Ky.         |
| 2/26/1998 Mississippi State 67, Kentucky 48 Columbus, Ga. (\$)     |
| 2/14/1999 Mississippi State 83, Kentucky 78 Starkville, Miss.      |
| 2/27/2000 Mississippi State 63, Kentucky 46 Lexington, Ky.         |



# SERIES RESULTS



|           |   |                       |
|-----------|---|-----------------------|
| 2/25/2001 | Mississippi State 74, Kentucky 66       | Starkville, Miss.     |
| 1/3/2002  | Mississippi State 59, Kentucky 54       | Lexington, Ky.        |
| 2/28/2002 | Kentucky 75, Mississippi State 72       | Nashville, Tenn. (\$) |
| 2/16/2003 | Mississippi State 96, Kentucky 46       | Starkville, Miss.     |
| 1/22/2004 | Mississippi State 80, Kentucky 67       | Starkville, Miss.     |
| 2/15/2004 | Mississippi State 54, Kentucky 41       | Lexington, Ky.        |
| 1/20/2005 | Mississippi State 72, Kentucky 59       | Starkville, Miss.     |
| 2/20/2005 | Mississippi State 71, Kentucky 55       | Lexington, Ky.        |
| 2/19/2006 | Kentucky 51, Mississippi State 46       | Starkville, Miss.     |
| 1/25/2007 | Mississippi State 83, Kentucky 75 (2OT) | Lexington, Ky.        |
| 1/13/2008 | Kentucky 64, Mississippi State 60       | Starkville, Miss.     |
| 1/18/2009 | Mississippi State 52, Kentucky 45       | Lexington, Ky.        |
| 1/31/2010 | Kentucky 69, Mississippi State 59       | Starkville, Miss.     |
| 3/6/2010  | Kentucky 76, Mississippi State 65       | Duluth, Ga. (\$)      |
| 1/16/2011 | Kentucky 72, Mississippi State 60       | Lexington, Ky.        |
| 1/8/2012  | Kentucky 88, Mississippi State 40       | Lexington, Ky.        |
| 2/26/2012 | Kentucky 76, Mississippi State 40       | Starkville, Miss.     |
| 1/17/2013 | Kentucky 100, Mississippi State 47      | Lexington, Ky.        |
| 2/27/2014 | Kentucky 81, Mississippi State 74 (OT)  | Starkville, Miss.     |

**LAMAR (MSU leads 1-0) H: 1-0 A: 0-0 N: 0-0**

|          |                                |                   |
|----------|--------------------------------|-------------------|
| 2/4/1981 | Mississippi State 91, Lamar 62 | Starkville, Miss. |
|----------|--------------------------------|-------------------|

**LEHIGH (LEHIGH leads 1-0) H: 0-0 A: 0-1 N: 0-0**

|            |                                      |                    |
|------------|--------------------------------------|--------------------|
| 12/30/2010 | Lehigh 68, Mississippi State 59 (OT) | Bethlehem, Pa. (-) |
|------------|--------------------------------------|--------------------|

**LOUISIANA-LAFAYETTE (MSU leads 8-0) H: 7-0 A: 1-0 N: 0-0**

|            |   |                       |
|------------|---|-----------------------|
| 12/1/1981  | Mississippi State 71, Louisiana-Lafayette 51  | Starkville, Miss.     |
| 12/17/1982 | Mississippi State 63, Louisiana-Lafayette 62  | Starkville, Miss. (Δ) |
| 12/2/1999  | Mississippi State 101, Louisiana-Lafayette 56 | Starkville, Miss.     |
| 12/16/2000 | Mississippi State 101, Louisiana-Lafayette 68 | Starkville, Miss. (Δ) |
| 12/30/2007 | Mississippi State 80, Louisiana-Lafayette 55  | Starkville, Miss.     |
| 11/28/2008 | Mississippi State 71, Louisiana-Lafayette 38  | Lafayette, La.        |
| 12/19/2011 | Mississippi State 72, Louisiana-Lafayette 38  | Starkville, Miss.     |
| 12/4/2013  | Mississippi State 78, Louisiana-Lafayette 51  | Starkville, Miss.     |

**LOUISIANA-MONROE (MSU leads 5-1) H: 4-0 A: 1-1 N: 0-0**

|            |   |                       |
|------------|---|-----------------------|
| 12/4/1993  | Mississippi State 85, Louisiana-Monroe 75 | Starkville, Miss. (Δ) |
| 2/15/1994  | Louisiana-Monroe 81, Mississippi State 64 | Monroe, La.           |
| 12/13/1995 | Mississippi State 81, Louisiana-Monroe 59 | Starkville, Miss.     |
| 12/6/1996  | Mississippi State 75, Louisiana-Monroe 50 | Starkville, Miss. (Δ) |
| 12/15/1997 | Mississippi State 75, Louisiana-Monroe 53 | Monroe, La.           |
| 12/20/2004 | Mississippi State 81, Louisiana-Monroe 50 | Starkville, Miss.     |

**LSU (LSU leads 46-6) H: 5-19 A: 1-22 N: 0-5**

|            |                               |                         |
|------------|-------------------------------|-------------------------|
| 1/10/1977  | LSU 87, Mississippi State 75  | Starkville, Miss.       |
| 2/7/1977   | LSU 99, Mississippi State 82  | Baton Rouge, La.        |
| 1/2/1980   | LSU 94, Mississippi State 77  | Baton Rouge, La.        |
| 2/9/1981   | Mississippi State 75, LSU 63  | Starkville, Miss.       |
| 1/9/1982   | LSU 87, Mississippi State 71  | Baton Rouge, La.        |
| 2/6/1982   | LSU 67, Mississippi State 47  | Starkville, Miss.       |
| 1/24/1983  | LSU 77, Mississippi State 67  | Starkville, Miss.       |
| 2/21/1983  | LSU 83, Mississippi State 58  | Baton Rouge, La.        |
| 12/22/1983 | LSU 86, Mississippi State 59  | Blacksburg, Va. (f)     |
| 1/23/1984  | LSU 85, Mississippi State 61  | Baton Rouge, La.        |
| 2/20/1984  | LSU 75, Mississippi State 61  | Starkville, Miss.       |
| 1/28/1985  | LSU 102, Mississippi State 71 | Starkville, Miss.       |
| 2/18/1985  | LSU 81, Mississippi State 61  | Baton Rouge, La.        |
| 1/4/1986   | LSU 67, Mississippi State 45  | Baton Rouge, La.        |
| 2/25/1987  | LSU 79, Mississippi State 67  | Starkville, Miss.       |
| 1/30/1988  | LSU 57, Mississippi State 49  | Baton Rouge, La.        |
| 2/4/1989   | Mississippi State 87, LSU 77  | Starkville, Miss.       |
| 2/3/1990   | LSU 92, Mississippi State 54  | Baton Rouge, La.        |
| 3/2/1990   | LSU 68, Mississippi State 49  | Albany, Ga. (\$)        |
| 1/9/1991   | LSU 79, Mississippi State 56  | Starkville, Miss.       |
| 2/29/1992  | LSU 70, Mississippi State 50  | Baton Rouge, La.        |
| 3/6/1992   | LSU 61, Mississippi State 56  | Albany, Ga. (\$)        |
| 2/27/1993  | Mississippi State 76, LSU 71  | Starkville, Miss.       |
| 1/5/1994   | LSU 83, Mississippi State 72  | Baton Rouge, La.        |
| 1/10/1995  | Mississippi State 72, LSU 65  | Starkville, Miss.       |
| 12/4/1995  | LSU 85, Mississippi State 64  | Baton Rouge, La.        |
| 3/1/1996   | LSU 85, Mississippi State 63  | Chattanooga, Tenn. (\$) |
| 12/3/1996  | LSU 77, Mississippi State 76  | Starkville, Miss.       |
| 1/3/1998   | LSU 76, Mississippi State 67  | Baton Rouge, La.        |

|           |                              |                              |
|-----------|------------------------------|------------------------------|
| 1/3/1999  | LSU 68, Mississippi State 61 | Starkville, Miss.            |
| 1/9/2000  | LSU 61, Mississippi State 54 | Baton Rouge, La.             |
| 1/30/2000 | LSU 64, Mississippi State 58 | Starkville, Miss.            |
| 1/7/2001  | LSU 70, Mississippi State 63 | Starkville, Miss.            |
| 1/28/2001 | LSU 78, Mississippi State 54 | Baton Rouge, La.             |
| 2/21/2002 | LSU 88, Mississippi State 77 | Baton Rouge, La.             |
| 2/9/2003  | LSU 77, Mississippi State 72 | Starkville, Miss.            |
| 2/22/2004 | LSU 78, Mississippi State 61 | Baton Rouge, La.             |
| 2/6/2005  | LSU 67, Mississippi State 40 | Starkville, Miss.            |
| 2/26/2006 | LSU 62, Mississippi State 48 | Baton Rouge, La.             |
| 1/14/2007 | LSU 77, Mississippi State 50 | Starkville, Miss.            |
| 1/20/2008 | LSU 84, Mississippi State 31 | Baton Rouge, La.             |
| 3/2/2008  | LSU 64, Mississippi State 49 | Starkville, Miss.            |
| 1/22/2009 | Mississippi State 38, LSU 36 | Baton Rouge, La.             |
| 2/8/2009  | Mississippi State 65, LSU 55 | Starkville, Miss.            |
| 3/6/2009  | LSU 63, Mississippi State 58 | North Little Rock, Ark. (\$) |
| 2/28/2010 | LSU 76, Mississippi State 47 | Baton Rouge, La.             |
| 1/13/2011 | LSU 72, Mississippi State 55 | Starkville, Miss.            |
| 1/5/2012  | LSU 53, Mississippi State 48 | Starkville, Miss.            |
| 2/9/2012  | LSU 53, Mississippi State 49 | Baton Rouge, La.             |
| 1/13/2013 | LSU 62, Mississippi State 42 | Baton Rouge, La.             |
| 2/17/2013 | LSU 63, Mississippi State 41 | Starkville, Miss.            |
| 1/30/2014 | LSU 65, Mississippi State 56 | Baton Rouge, La.             |

**LOUISIANA TECH (LT leads 7-6) H: 4-2 A: 2-5 N: 0-0**

|            |   |                   |
|------------|---|-------------------|
| 11/29/1979 | Louisiana Tech 89, Mississippi State 54 | Ruston, La. (/E)  |
| 11/22/1999 | Mississippi State 74, Louisiana Tech 72 | Starkville, Miss. |
| 12/7/2000  | Louisiana Tech 83, Mississippi State 65 | Ruston, La.       |
| 12/14/2003 | Louisiana Tech 94, Mississippi State 65 | Ruston, La.       |
| 11/30/2004 | Mississippi State 72, Louisiana Tech 55 | Starkville, Miss. |
| 12/13/2005 | Louisiana Tech 52, Mississippi State 41 | Ruston, La.       |
| 12/13/2006 | Louisiana Tech 60, Mississippi State 54 | Starkville, Miss. |
| 12/13/2007 | Mississippi State 63, Louisiana Tech 50 | Ruston, La.       |
| 12/3/2008  | Mississippi State 72, Louisiana Tech 42 | Starkville, Miss. |
| 12/12/2009 | Mississippi State 72, Louisiana Tech 68 | Ruston, La.       |
| 12/1/2010  | Louisiana Tech 69, Mississippi State 61 | Starkville, Miss. |
| 2/11/2011  | Louisiana Tech 63, Mississippi State 62 | Ruston, La.       |
| 11/16/2012 | Mississippi State 57, Louisiana Tech 55 | Starkville, Miss. |

**LOYOLA-CHICAGO (MSU leads 1-0) H: 0-0 A: 0-0 N: 1-0**

|            |   |                  |
|------------|---|------------------|
| 11/27/2004 | Mississippi State 80, Loyola-Chicago 43 | Orono, Maine (*) |
|------------|---|------------------|

**LYNN (MSU leads 1-0) H: 1-0 A: 0-0 N: 0-0**

|            |                                |                   |
|------------|--------------------------------|-------------------|
| 12/10/1994 | Mississippi State 103, Lynn 44 | Starkville, Miss. |
|------------|--------------------------------|-------------------|

**MAINE (MSU leads 1-0) H: 1-0 A: 0-0 N: 0-0**

|            |                                |                   |
|------------|--------------------------------|-------------------|
| 12/11/2005 | Mississippi State 80, Maine 55 | Starkville, Miss. |
|------------|--------------------------------|-------------------|

**MANHATTAN (Series tied 1-1) H: 0-0 A: 0-0 N: 1-1**

|            |                                    |                       |
|------------|------------------------------------|-----------------------|
| 12/28/1985 | Manhattan 52, Mississippi State 32 | New York, N.Y. (!)    |
| 3/22/2003  | Mississippi State 73, Manhattan 47 | Albuquerque, N.M. (‡) |

**MARIST (MSU leads 1-0) H: 0-0 A: 1-0 N: 0-0**

|            |                                 |                    |
|------------|---------------------------------|--------------------|
| 12/29/2000 | Mississippi State 87, Marist 48 | Poughkeepsie, N.Y. |
|------------|---------------------------------|--------------------|

**MARSHALL (MSU leads 1-0) H: 0-0 A: 0-0 N: 1-0**

|            |                         |                       |
|------------|-------------------------|-----------------------|
| 12/29/2008 | Mississippi State 73-65 | College Park, Md. (-) |
|------------|-------------------------|-----------------------|

**MARYLAND (MSU leads 2-1) H: 1-0 A: 0-1 N: 1-0**

|            |                                   |                       |
|------------|-----------------------------------|-----------------------|
| 11/21/2001 | Mississippi State 71, Maryland 61 | Ames, Iowa (D)        |
| 12/30/2008 | Maryland 80, Mississippi State 73 | College Park, Md. (-) |
| 11/22/2009 | Mississippi State 84, Maryland 55 | Starkville, Miss.     |

**MCNEESE STATE (MSU leads 2-0) H: 1-0 A: 0-0 N: 1-0**

|            |  |                       |
|------------|--|-----------------------|
| 12/18/1980 | Mississippi State 2, McNeese State 0 (Forfeit) | Memphis, Tenn. (#)    |
| 12/20/2003 | Mississippi State 81, McNeese State 58         | Starkville, Miss. (Δ) |

# SERIES RESULTS

| <b>MEMPHIS (UM leads 18-13)</b> |                                       | <b>H: 10-4</b> | <b>A: 3-14</b> | <b>N: 0-0</b>      |
|---------------------------------|---------------------------------------|----------------|----------------|--------------------|
| 1/24/1975                       | Memphis 74, Mississippi State 66      |                |                | Memphis, Tenn.     |
| 2/6/1976                        | Memphis 79, Mississippi State 60      |                |                | Memphis, Tenn.     |
| 12/3/1980                       | Mississippi State 97, Memphis 89      |                |                | Starkville, Miss.  |
| 12/20/1980                      | Memphis 92, Mississippi State 81      |                |                | Memphis, Tenn. (#) |
| 12/19/1981                      | Memphis 85, Mississippi State 73      |                |                | Memphis, Tenn. (#) |
| 1/20/1982                       | Memphis 75, Mississippi State 61      |                |                | Starkville, Miss.  |
| 1/8/1983                        | Mississippi State 86, Memphis 80      |                |                | Starkville, Miss.  |
| 2/2/1983                        | Mississippi State 59, Memphis 58      |                |                | Memphis, Tenn.     |
| 12/17/1983                      | Memphis 63, Mississippi State 53      |                |                | Starkville, Miss.  |
| 1/18/1984                       | Memphis 71, Mississippi State 57      |                |                | Memphis, Tenn.     |
| 12/4/1984                       | Memphis 97, Mississippi State 71      |                |                | Memphis, Tenn.     |
| 1/15/1985                       | Memphis 91, Mississippi State 67      |                |                | Starkville, Miss.  |
| 12/4/1986                       | Mississippi State 81, Memphis 71      |                |                | Starkville, Miss.  |
| 1/22/1987                       | Memphis 73, Mississippi State 64      |                |                | Memphis, Tenn.     |
| 12/19/1987                      | Memphis 85, Mississippi State 77      |                |                | Memphis, Tenn.     |
| 12/3/1988                       | Memphis 83, Mississippi State 75      |                |                | Memphis, Tenn.     |
| 1/3/1989                        | Mississippi State 86, Memphis 68      |                |                | Starkville, Miss.  |
| 1/13/1992                       | Mississippi State 67, Memphis 65      |                |                | Starkville, Miss.  |
| 3/3/1992                        | Memphis 82, Mississippi State 81 (OT) |                |                | Memphis, Tenn.     |
| 2/9/1994                        | Memphis 99, Mississippi State 72      |                |                | Memphis, Tenn.     |
| 3/1/1994                        | Memphis 74, Mississippi State 60      |                |                | Starkville, Miss.  |
| 12/20/1995                      | Mississippi State 94, Memphis 83      |                |                | Starkville, Miss.  |
| 12/13/1996                      | Memphis 96, Mississippi State 74      |                |                | Memphis, Tenn.     |
| 11/25/1997                      | Mississippi State 87, Memphis 74      |                |                | Starkville, Miss.  |
| 12/9/1998                       | Memphis 82, Mississippi State 73      |                |                | Memphis, Tenn. (#) |
| 11/30/1999                      | Mississippi State 96, Memphis 57      |                |                | Starkville, Miss.  |
| 11/21/2000                      | Memphis 88, Mississippi State 82      |                |                | Memphis, Tenn.     |
| 11/27/2001                      | Mississippi State 95, Memphis 73      |                |                | Starkville, Miss.  |
| 12/4/2002                       | Mississippi State 79, Memphis 63      |                |                | Memphis, Tenn.     |
| 12/2/2007                       | Mississippi State 92, Memphis 57      |                |                | Memphis, Tenn.     |
| 12/14/2008                      | Mississippi State 81, Memphis 49      |                |                | Starkville, Miss.  |

| <b>MEMPHIS JUNIOR VARSITY (MSU leads 1-0)</b> |                                  | <b>H: 0-0</b> | <b>A: 1-0</b> | <b>N: 0-0</b>      |
|---|----------------------------------|---------------|---------------|--------------------|
| 2/7/1976                                      | Mississippi State 72, Memphis 51 |               |               | Memphis, Tenn. (#) |

| <b>MERCER (series tied 2-2)</b> |                                 | <b>H: 1-1</b> | <b>A: 1-1</b> | <b>N: 0-0</b>     |
|---------------------------------|---------------------------------|---------------|---------------|-------------------|
| 12/4/1976                       | Mercer 96, Mississippi State 79 |               |               | Starkville, Miss. |
| 1/14/1978                       | Mercer 77, Mississippi State 73 |               |               | Macon, Ga.        |
| 1/2/2007                        | Mississippi State 50, Mercer 37 |               |               | Macon, Ga.        |
| 11/18/2007                      | Mississippi State 89, Mercer 51 |               |               | Starkville, Miss. |

| <b>MIAMI [FLA.] (MSU leads 1-0)</b> |                                | <b>H: 0-0</b> | <b>A: 0-0</b> | <b>N: 1-0</b>         |
|-------------------------------------|--------------------------------|---------------|---------------|-----------------------|
| 2/27/1987                           | Mississippi State 81, Miami 67 |               |               | Anchorage, Alaska (!) |

| <b>MIAMI [OHIO] (MSU leads 1-0)</b> |                                | <b>H: 0-0</b> | <b>A: 0-0</b> | <b>N: 1-0</b>      |
|-------------------------------------|--------------------------------|---------------|---------------|--------------------|
| 1/18/1980                           | Mississippi State 79, Miami 77 |               |               | Lexington, Ky. (α) |

| <b>MICHIGAN STATE (MISS. ST. leads 1-0)</b> |   | <b>H: 0-0</b> | <b>A: 0-0</b> | <b>N: 1-0</b>    |
|---|---|---------------|---------------|------------------|
| 11/27/1987                                  | Mississippi State 63, Michigan State 53 |               |               | Atlanta, Ga. (ö) |

| <b>MIDDLE TENNESSEE STATE (MTSU leads 5-3)</b> |   | <b>H: 0-0</b> | <b>A: 0-2</b> | <b>N: 3-3</b>           |
|--|---|---------------|---------------|-------------------------|
| 2/7/1976                                       | Mississippi State 78, Middle Tennessee 73         |               |               | Memphis, Tenn. (#)      |
| 11/18/1977                                     | Middle Tennessee 83, Mississippi State 70         |               |               | Murfreesboro, Tenn. (ü) |
| 12/16/1978                                     | Mississippi State 2, Middle Tennessee 0 (Forfeit) |               |               | Columbus, Miss. (P)     |
| 2/4/1983                                       | Middle Tennessee 79, Mississippi State 76 (OT)    |               |               | Fayetteville, Ark. (ÿ)  |
| 11/28/1987                                     | Middle Tennessee 57, Mississippi State 56         |               |               | Atlanta, Ga. (ö)        |
| 12/6/1990                                      | Middle Tennessee 69, Mississippi State 49         |               |               | Murfreesboro, Tenn.     |
| 3/21/2010                                      | Mississippi State 68, Middle Tennessee 64         |               |               | Pittsburgh, Pa. (†)     |
| 12/1/2013                                      | Middle Tennessee 62, Mississippi State 48         |               |               | Naples, Fla. (ε)        |

| <b>MISSISSIPPI (UM leads 63-24)</b> |                                      | <b>H: 14-24</b> | <b>A: 9-32</b> | <b>N: 1-7</b>         |
|-------------------------------------|--------------------------------------|-----------------|----------------|-----------------------|
| 1/23/1975                           | Mississippi 90, Mississippi State 77 |                 |                | Oxford, Miss.         |
| 2/15/1975                           | Mississippi 73, Mississippi State 67 |                 |                | Oxford, Miss.         |
| 2/28/1975                           | Mississippi 68, Mississippi State 53 |                 |                | Oxford, Miss.         |
| 12/19/1975                          | Mississippi 85, Mississippi State 45 |                 |                | Blue Mtn., Miss. (ž)  |
| 1/5/1976                            | Mississippi 74, Mississippi State 49 |                 |                | Oxford, Miss.         |
| 1/27/1976                           | Mississippi 84, Mississippi State 60 |                 |                | Starkville, Miss.     |
| 2/28/1976                           | Mississippi 76, Mississippi State 67 |                 |                | Clinton, Miss. (&)    |
| 1/8/1977                            | Mississippi 71, Mississippi State 49 |                 |                | Starkville, Miss.     |
| 2/4/1977                            | Mississippi 88, Mississippi State 66 |                 |                | Oxford, Miss.         |
| 1/26/1978                           | Mississippi 74, Mississippi State 63 |                 |                | Oxford, Miss.         |
| 2/13/1978                           | Mississippi 71, Mississippi State 64 |                 |                | Starkville, Miss.     |
| 2/25/1978                           | Mississippi 75, Mississippi State 65 |                 |                | Oxford, Miss.         |
| 3/4/1978                            | Mississippi 87, Mississippi State 69 |                 |                | Starkville, Miss. (Δ) |

|            |   |  |  |                         |
|------------|---|--|--|-------------------------|
| 1/6/1979   | Mississippi 81, Mississippi State 69      |  |  | Starkville, Miss. (Δ)   |
| 1/11/1979  | Mississippi 79, Mississippi State 54      |  |  | Starkville, Miss.       |
| 1/29/1979  | Mississippi 98, Mississippi State 75      |  |  | Oxford, Miss.           |
| 12/4/1979  | Mississippi 93, Mississippi State 56      |  |  | Oxford, Miss.           |
| 11/24/1980 | Mississippi State 86, Mississippi 83      |  |  | Starkville, Miss.       |
| 1/23/1982  | Mississippi 72, Mississippi State 56      |  |  | Oxford, Miss.           |
| 2/20/1982  | Mississippi 71, Mississippi State 66      |  |  | Starkville, Miss.       |
| 1/22/1983  | Mississippi 78, Mississippi State 63      |  |  | Starkville, Miss.       |
| 2/19/1983  | Mississippi 70, Mississippi State 59      |  |  | Oxford, Miss.           |
| 3/4/1983   | Mississippi 59, Mississippi State 56      |  |  | Knoxville, Tenn. (\$)   |
| 1/21/1984  | Mississippi 76, Mississippi State 64      |  |  | Oxford, Miss.           |
| 2/18/1984  | Mississippi 61, Mississippi State 51      |  |  | Starkville, Miss.       |
| 1/23/1985  | Mississippi 87, Mississippi State 64      |  |  | Starkville, Miss.       |
| 2/16/1985  | Mississippi 90, Mississippi State 64      |  |  | Oxford, Miss.           |
| 2/23/1985  | Mississippi 88, Mississippi State 45      |  |  | Oxford, Miss. (\$)      |
| 1/18/1986  | Mississippi 82, Mississippi State 42      |  |  | Oxford, Miss.           |
| 2/19/1986  | Mississippi 69, Mississippi State 47      |  |  | Starkville, Miss.       |
| 1/14/1987  | Mississippi 68, Mississippi State 51      |  |  | Starkville, Miss.       |
| 2/14/1987  | Mississippi 78, Mississippi State 50      |  |  | Oxford, Miss.           |
| 1/20/1988  | Mississippi 79, Mississippi State 57      |  |  | Oxford, Miss.           |
| 2/20/1988  | Mississippi 72, Mississippi State 71      |  |  | Starkville, Miss.       |
| 1/25/1989  | Mississippi 78, Mississippi State 65      |  |  | Oxford, Miss.           |
| 2/25/1989  | Mississippi 79, Mississippi State 55      |  |  | Starkville, Miss.       |
| 1/24/1990  | Mississippi 80, Mississippi State 53      |  |  | Starkville, Miss.       |
| 2/24/1990  | Mississippi 69, Mississippi State 54      |  |  | Oxford, Miss.           |
| 1/12/1991  | Mississippi 67, Mississippi State 41      |  |  | Starkville, Miss.       |
| 2/13/1991  | Mississippi 75, Mississippi State 57      |  |  | Oxford, Miss.           |
| 3/1/1991   | Mississippi 74, Mississippi State 56      |  |  | Albany, Ga. (\$)        |
| 2/26/1992  | Mississippi 60, Mississippi State 50      |  |  | Starkville, Miss.       |
| 2/24/1993  | Mississippi 83, Mississippi State 77      |  |  | Oxford, Miss.           |
| 2/23/1994  | Mississippi 74, Mississippi State 63      |  |  | Starkville, Miss.       |
| 3/4/1994   | Mississippi 100, Mississippi State 64     |  |  | Chattanooga, Tenn. (\$) |
| 2/15/1995  | Mississippi 88, Mississippi State 59      |  |  | Oxford, Miss.           |
| 3/3/1995   | Mississippi 78, Mississippi State 69      |  |  | Chattanooga, Tenn. (\$) |
| 1/17/1996  | Mississippi 74, Mississippi State 51      |  |  | Oxford, Miss.           |
| 2/21/1996  | Mississippi 71, Mississippi State 68      |  |  | Starkville, Miss.       |
| 1/14/1997  | Mississippi 62, Mississippi State 59      |  |  | Starkville, Miss.       |
| 2/19/1997  | Mississippi 76, Mississippi State 56      |  |  | Oxford, Miss.           |
| 1/7/1998   | Mississippi State 80, Mississippi 76      |  |  | Starkville, Miss.       |
| 1/21/1998  | Mississippi 83, Mississippi State 74      |  |  | Oxford, Miss.           |
| 1/7/1999   | Mississippi 69, Mississippi State 61      |  |  | Oxford, Miss.           |
| 2/11/1999  | Mississippi State 69, Mississippi 55      |  |  | Starkville, Miss.       |
| 1/13/2000  | Mississippi State 82, Mississippi 58      |  |  | Starkville, Miss.       |
| 2/2/2000   | Mississippi State 66, Mississippi 60      |  |  | Oxford, Miss.           |
| 3/2/2000   | Mississippi State 75, Mississippi 59      |  |  | Chattanooga, Tenn. (\$) |
| 1/11/2001  | Mississippi State 60, Mississippi 55      |  |  | Oxford, Miss.           |
| 2/1/2001   | Mississippi 74, Mississippi State 57      |  |  | Starkville, Miss.       |
| 1/10/2002  | Mississippi State 82, Mississippi 57      |  |  | Starkville, Miss.       |
| 1/27/2002  | Mississippi State 87, Mississippi 66      |  |  | Oxford, Miss.           |
| 1/19/2003  | Mississippi State 69, Mississippi 60      |  |  | Oxford, Miss.           |
| 2/23/2003  | Mississippi State 70, Mississippi 62      |  |  | Starkville, Miss.       |
| 1/18/2004  | Mississippi 69, Mississippi State 60      |  |  | Oxford, Miss.           |
| 2/8/2004   | Mississippi 78, Mississippi State 62      |  |  | Starkville, Miss.       |
| 1/27/2005  | Mississippi 72, Mississippi State 64      |  |  | Oxford, Miss.           |
| 2/17/2005  | Mississippi State 61, Mississippi 52      |  |  | Starkville, Miss.       |
| 1/8/2006   | Mississippi State 70, Mississippi 59      |  |  | Oxford, Miss.           |
| 1/26/2006  | Mississippi 76, Mississippi State 71      |  |  | Starkville, Miss.       |
| 1/28/2007  | Mississippi State 73, Mississippi 71      |  |  | Oxford, Miss.           |
| 2/18/2007  | Mississippi 86, Mississippi State 84 (OT) |  |  | Starkville, Miss.       |
| 1/24/2008  | Mississippi State 57, Mississippi 52      |  |  | Starkville, Miss.       |
| 2/14/2008  | Mississippi 75, Mississippi State 63      |  |  | Oxford, Miss.           |
| 3/6/2008   | Mississippi 54, Mississippi State 49      |  |  | Nashville, Tenn.        |
| 1/11/2009  | Mississippi State 69, Mississippi 64      |  |  | Starkville, Miss.       |
| 2/12/2009  | Mississippi State 66, Mississippi 50      |  |  | Oxford, Miss.           |
| 1/21/2010  | Mississippi 66, Mississippi State 58      |  |  | Oxford, Miss.           |
| 2/14/2010  | Mississippi State 73, Mississippi 54      |  |  | Starkville, Miss.       |
| 2/10/2011  | Mississippi State 59, Mississippi 43      |  |  | Oxford, Miss.           |
| 2/27/2011  | Mississippi State 65, Mississippi 55      |  |  | Starkville, Miss.       |
| 1/19/2012  | Mississippi State 51, Mississippi 46      |  |  | Oxford, Miss.           |
| 2/12/2012  | Mississippi State 53, Mississippi 50 (OT) |  |  | Starkville, Miss.       |
| 1/27/2013  | Mississippi State 72, Mississippi 57      |  |  | Starkville, Miss.       |
| 2/14/2013  | Mississippi 65, Mississippi State 51      |  |  | Oxford, Miss.           |
| 1/23/2014  | Mississippi 87, Mississippi State 85 (OT) |  |  | Oxford, Miss.           |
| 2/23/2014  | Mississippi State 72, Mississippi 70 (OT) |  |  | Starkville, Miss.       |

| MISSISSIPPI COLLEGE (MC leads 14-12) |   | H: 9-4 | A: 3-10            | N: 0-0 |
|--------------------------------------|---|--------|--------------------|--------|
| 2/3/1975                             | Mississippi College 87, Mississippi State 58      |        | Starkville, Miss.  |        |
| 2/8/1975                             | Mississippi College 108, Mississippi State 84     |        | Clinton, Miss.     |        |
| 2/27/1976                            | Mississippi College 102, Mississippi State 64     |        | Clinton, Miss. (&) |        |
| 1/29/1977                            | Mississippi College 88, Mississippi State 82      |        | Starkville, Miss.  |        |
| 2/24/1977                            | Mississippi College 99, Mississippi State 68      |        | Clinton, Miss. (&) |        |
| 12/1/1977                            | Mississippi College 64, Mississippi State 61      |        | Starkville, Miss.  |        |
| 12/8/1978                            | Mississippi College 79, Mississippi State 70      |        | Clinton, Miss.     |        |
| 2/18/1980                            | Mississippi College 66, Mississippi State 59      |        | Clinton, Miss.     |        |
| 2/11/1981                            | Mississippi State 88, Mississippi College 74      |        | Starkville, Miss.  |        |
| 2/26/1981                            | Mississippi College 70, Mississippi State 65 (OT) |        | Clinton, Miss.     |        |
| 2/6/1984                             | Mississippi State 97, Mississippi College 68      |        | Starkville, Miss.  |        |
| 12/3/1985                            | Mississippi College 65, Mississippi State 64      |        | Starkville, Miss.  |        |
| 2/11/1986                            | Mississippi College 71, Mississippi State 65      |        | Clinton, Miss.     |        |
| 1/6/1987                             | Mississippi State 74, Mississippi College 64      |        | Clinton, Miss.     |        |
| 2/18/1987                            | Mississippi State 72, Mississippi College 58      |        | Starkville, Miss.  |        |
| 1/27/1988                            | Mississippi State 74, Mississippi College 61      |        | Starkville, Miss.  |        |
| 2/22/1988                            | Mississippi State 59, Mississippi College 57      |        | Clinton, Miss.     |        |
| 11/25/1988                           | Mississippi College 76, Mississippi State 69      |        | Clinton, Miss.     |        |
| 2/14/1989                            | Mississippi State 89, Mississippi College 84      |        | Starkville, Miss.  |        |
| 1/17/1990                            | Mississippi State 93, Mississippi College 86      |        | Starkville, Miss.  |        |
| 2/22/1990                            | Mississippi College 86, Mississippi State 61      |        | Clinton, Miss.     |        |
| 1/16/1991                            | Mississippi State 75, Mississippi College 66      |        | Clinton, Miss.     |        |
| 1/31/1991                            | Mississippi State 75, Mississippi College 61      |        | Starkville, Miss.  |        |
| 1/30/1992                            | Mississippi State 55, Mississippi College 53      |        | Starkville, Miss.  |        |
| 2/6/1992                             | Mississippi College 69, Mississippi State 51      |        | Clinton, Miss.     |        |
| 3/1/1993                             | Mississippi State 86, Mississippi College 51      |        | Starkville, Miss.  |        |

| MISSISSIPPI UNIV. FOR WOMEN (MUW leads 8-4) |                              | H: 1-3 | A: 2-5                  | N: 1-0 |
|---|------------------------------|--------|-------------------------|--------|
| 12/5/1974                                   | MUW 61, Mississippi State 52 |        | Starkville, Miss.       |        |
| 2/19/1975                                   | MUW 70, Mississippi State 59 |        | Columbus, Miss.         |        |
| 1975  | MUW 69, Mississippi State 58 |        | Starkville, Miss.       |        |
| 1975  | Mississippi State 68, MUW 56 |        | Columbus, Miss.         |        |
| 2/20/1976                                   | Mississippi State 62, MUW 60 |        | Columbus, Miss.         |        |
| 1/27/1977                                   | MUW 87, Mississippi State 69 |        | Columbus, Miss.         |        |
| 11/19/1977                                  | Mississippi State 79, MUW 68 |        | Murfreesboro, Tenn. (ü) |        |
| 12/15/1977                                  | MUW 69, Mississippi State 55 |        | Columbus, Miss. (P)     |        |
| 2/7/1978                                    | Mississippi State 69, MUW 64 |        | Starkville, Miss.       |        |
| 1/17/1979                                   | MUW 77, Mississippi State 57 |        | Columbus, Miss.         |        |
| 2/12/1980                                   | MUW 81, Mississippi State 67 |        | Starkville, Miss.       |        |
| 2/6/1981                                    | MUW 74, Mississippi State 68 |        | Columbus, Miss.         |        |

| MISSISSIPPI VALLEY STATE (MSU leads 15-2) |   | H: 12-0 | A: 2-2                | N: 1-0 |
|---|---|---------|-----------------------|--------|
| 2/10/1978                                 | Mississippi State 84, Mississippi Valley 69         |         | Starkville, Miss.     |        |
| 11/21/1978                                | Mississippi Valley 78, Mississippi State 71         |         | Itta Bena, Miss.      |        |
| 1/11/1980                                 | Mississippi Valley 73, Mississippi State 59         |         | Itta Bena, Miss.      |        |
| 12/6/1980                                 | Mississippi State 89, Mississippi Valley 72         |         | Starkville, Miss.     |        |
| 12/1/1982                                 | Mississippi State 63, Mississippi Valley 54         |         | Starkville, Miss.     |        |
| 12/15/1983                                | Mississippi State 2, Mississippi Valley 0 (Forfeit) |         | Itta Bena, Miss.      |        |
| 12/14/1991                                | Mississippi State 60, Mississippi Valley 50         |         | Starkville, Miss.     |        |
| 1/2/1992                                  | Mississippi State 77, Mississippi Valley 61         |         | Itta Bena, Miss.      |        |
| 12/19/1992                                | Mississippi State 106, Mississippi Valley 69        |         | Birmingham, Ala. (T)  |        |
| 12/20/1999                                | Mississippi State 106, Mississippi Valley 36        |         | Starkville, Miss. (Δ) |        |
| 11/26/2006                                | Mississippi State 80, Mississippi Valley 51         |         | Starkville, Miss.     |        |
| 1/7/2008                                  | Mississippi State 104, Mississippi Valley 45        |         | Starkville, Miss.     |        |
| 11/25/2008                                | Mississippi State 69, Mississippi Valley 46         |         | Starkville, Miss.     |        |
| 12/16/2009                                | Mississippi State 88, Mississippi Valley 53         |         | Starkville, Miss.     |        |
| 12/20/2010                                | Mississippi State 61, Mississippi Valley 49         |         | Starkville, Miss.     |        |
| 11/23/2011                                | Mississippi State 64, Mississippi Valley 47         |         | Starkville, Miss.     |        |
| 12/30/2013                                | Mississippi State 98, Mississippi Valley 58         |         | Starkville, Miss.     |        |

| MISSOURI (MSU leads 3-0) |                                   | H: 1-0 | A: 1-0            | N: 1-0 |
|--------------------------|-----------------------------------|--------|-------------------|--------|
| 2/10/2013                | Mississippi State 61, Missouri 56 |        | Columbia, Mo.     |        |
| 1/26/2014                | Mississippi State 69, Missouri 62 |        | Starkville, Miss. |        |
| 3/5/2014                 | Mississippi State 73, Missouri 70 |        | Duluth, Ga. (S)   |        |

| MISSOURI-KANSAS CITY (MSU leads 1-0) |   | H: 1-0 | A: 0-0            | N: 0-0 |
|--------------------------------------|---|--------|-------------------|--------|
| 12/1/1997                            | Mississippi State 73, Missouri-Kansas City 63 |        | Starkville, Miss. |        |

| MONMOUTH (MSU leads 1-0) |                                   | H: 0-0 | A: 0-0            | N: 1-0 |
|--------------------------|-----------------------------------|--------|-------------------|--------|
| 12/30/1992               | Mississippi State 97, Monmouth 62 |        | Orlando, Fla. (Λ) |        |

| MONTANA (MSU leads 1-0) |                                       | H: 1-0 | A: 0-0            | N: 0-0 |
|-------------------------|---------------------------------------|--------|-------------------|--------|
| 12/16/2001              | Mississippi State 78, Montana 73 (OT) |        | Starkville, Miss. |        |

| MONTANA STATE (Miss. State leads 1-0) |  | H: 0-0 | A: 0-0              | N: 1-0 |
|---------------------------------------|--|--------|---------------------|--------|
| 3/25/1988                             | Mississippi State 67, Montana State 61 |        | Amarillo, Texas (†) |        |

| MONTEVALLO (MSU leads 4-0) |                                      | H: 2-0 | A: 2-0            | N: 0-0 |
|----------------------------|--------------------------------------|--------|-------------------|--------|
| 11/30/1976                 | Mississippi State 111, Montevallo 42 |        | Starkville, Miss. |        |
| 2/13/1977                  | Mississippi State 67, Montevallo 35  |        | Birmingham, Ala.  |        |
| 11/15/1978                 | Mississippi State 76, Montevallo 24  |        | Birmingham, Ala.  |        |
| 11/9/1979                  | Mississippi State 88, Montevallo 56  |        | Starkville, Miss. |        |

| MOREHEAD STATE (Miss. State leads 3-0) |   | H: 2-0 | A: 0-0                | N: 1-0 |
|--|---|--------|-----------------------|--------|
| 12/3/1983                              | Mississippi State 67, Morehead State 61 |        | Starkville, Miss. (Δ) |        |
| 12/30/1995                             | Mississippi State 90, Morehead State 53 |        | Birmingham, Ala. (T)  |        |
| 12/19/2005                             | Mississippi State 78, Morehead State 65 |        | Starkville, Miss. (Δ) |        |

| MORRIS BROWN (MSU leads 1-0) |                                       | H: 1-0 | A: 0-0            | N: 0-0 |
|------------------------------|---------------------------------------|--------|-------------------|--------|
| 2/16/2002                    | Mississippi State 95, Morris Brown 45 |        | Starkville, Miss. |        |

| MURRAY STATE (MISS. ST. leads 7-0) |                                       | H: 2-0 | A: 1-0                  | N: 4-0 |
|------------------------------------|---------------------------------------|--------|-------------------------|--------|
| 2/6/1976                           | Mississippi State 58, Murray State 43 |        | Memphis, Tenn. (#)      |        |
| 11/17/1977                         | Mississippi State 77, Murray State 61 |        | Murfreesboro, Tenn. (ü) |        |
| 12/4/1981                          | Mississippi State 78, Murray State 65 |        | Starkville, Miss. (Δ)   |        |
| 2/5/1983                           | Mississippi State 77, Murray State 58 |        | Fayetteville, Ark. (ÿ)  |        |
| 12/6/1991                          | Mississippi State 72, Murray State 71 |        | Jonesboro, Ark. (∞)     |        |
| 12/17/1995                         | Mississippi State 66, Murray State 52 |        | Murray, Ky.             |        |
| 11/27/1996                         | Mississippi State 75, Murray State 61 |        | Starkville, Miss.       |        |

| NEVADA-LAS VEGAS (UNLV leads 2-0) |                               | H: 0-0 | A: 0-2                 | N: 0-0 |
|-----------------------------------|-------------------------------|--------|------------------------|--------|
| 12/12/1986                        | UNLV 62, Mississippi State 44 |        | Las Vegas, Nevada (CE) |        |
| 12/28/2003                        | UNLV 62, Mississippi State 51 |        | Las Vegas, Nevada      |        |

| NEVADA-RENO (MSU leads 2-0) |                                 | H: 0-0 | A: 1-0            | N: 1-0 |
|-----------------------------|---------------------------------|--------|-------------------|--------|
| 12/20/1997                  | Mississippi State 45, Nevada 35 |        | Kona, Hawai'i (®) |        |
| 12/30/2011                  | Mississippi State 67, Nevada 63 |        | Reno, Nev. (†)    |        |

| NEW MEXICO (Series tied 1-1) |                                     | H: 0-0 | A: 1-1              | N: 0-0 |
|------------------------------|-------------------------------------|--------|---------------------|--------|
| 11/25/2000                   | Mississippi State 66, New Mexico 59 |        | Albuquerque, NM (←) |        |
| 3/24/2003                    | New Mexico 73, Mississippi State 61 |        | Albuquerque, NM (‡) |        |

| NEW ORLEANS (MSU leads 12-3) |                                       | H: 5-0 | A: 4-1                | N: 3-2 |
|------------------------------|---------------------------------------|--------|-----------------------|--------|
| 11/29/1982                   | Mississippi State 92, New Orleans 72  |        | Starkville, Miss.     |        |
| 2/28/1987                    | New Orleans 54, Mississippi State 50  |        | Anchorage, Alaska (!) |        |
| 12/31/1988                   | New Orleans 73, Mississippi State 58  |        | New Orleans, La. (Ω)  |        |
| 12/16/1992                   | New Orleans 76, Mississippi State 63  |        | Atlanta, Ga. (μ)      |        |
| 12/16/1994                   | Mississippi State 78, New Orleans 58  |        | Mobile, Ala. (ζ)      |        |
| 11/24/1995                   | Mississippi State 84, New Orleans 66  |        | New Orleans, La. (Ω)  |        |
| 11/19/1999                   | Mississippi State 86, New Orleans 65  |        | New Orleans, La.      |        |
| 2/12/2001                    | Mississippi State 86, New Orleans 57  |        | Starkville, Miss.     |        |
| 12/4/2001                    | Mississippi State 100, New Orleans 52 |        | New Orleans, La.      |        |
| 2/12/2003                    | Mississippi State 81, New Orleans 69  |        | Starkville, Miss.     |        |
| 2/3/2004                     | Mississippi State 73, New Orleans 54  |        | New Orleans, La.      |        |
| 11/19/2004                   | Mississippi State 91, New Orleans 59  |        | Starkville, Miss.     |        |
| 12/15/2005                   | Mississippi State 79, New Orleans 50  |        | Tyler, Texas          |        |
| 12/21/2006                   | Mississippi State 61, New Orleans 54  |        | Jackson, Miss.        |        |
| 11/17/2013                   | Mississippi State 111, New Orleans 38 |        | Starkville, Miss.     |        |

| NICHOLLS STATE (MSU leads 1-0) |   | H: 1-0 | A: 0-0            | N: 0-0 |
|--------------------------------|---|--------|-------------------|--------|
| 1/16/1984                      | Mississippi State 79, Nicholls State 66 |        | Starkville, Miss. |        |

| NORTH ALABAMA (MSU leads 5-0) |   | H: 2-0 | A: 3-0            | N: 0-0 |
|-------------------------------|---|--------|-------------------|--------|
| 1/21/1977                     | Mississippi State 96, North Alabama 48  |        | Florence, Ala.    |        |
| 2/21/1977                     | Mississippi State 104, North Alabama 42 |        | Starkville, Miss. |        |
| 11/9/1978                     | Mississippi State 78, North Alabama 36  |        | Florence, Ala.    |        |
| 11/16/1978                    | Mississippi State 56, North Alabama 46  |        | Florence, Ala.    |        |
| 12/2/1978                     | Mississippi State 97, North Alabama 63  |        | Starkville, Miss. |        |



|   |   |               |                        |               |
|---|---|---------------|------------------------|---------------|
| <b>NORTH CAROLINA (Series tied 1-1)</b>         |   | <b>H: 0-0</b> | <b>A: 0-0</b>          | <b>N: 1-1</b> |
| 12/31/1981                                      | Mississippi State 83, North Carolina 65       |               | Miami, Fla. (%)        |               |
| 12/29/1996                                      | North Carolina 76, Mississippi State 49       |               | Greensboro, N.C. (®)   |               |
| <b>NORTH CAROLINA ASHEVILLE (MSU leads 1-0)</b> |   | <b>H: 0-0</b> | <b>A: 0-0</b>          | <b>N: 1-0</b> |
| 12/28/1984                                      | Mississippi State 58, UNC Asheville 57        |               | Columbia, S.C. (ý)     |               |
| <b>NORTH CAROLINA STATE (Series tied 1-1)</b>   |   | <b>H: 0-0</b> | <b>A: 0-0</b>          | <b>N: 1-1</b> |
| 3/13/1999                                       | North Carolina State 76, Mississippi State 57 |               | Lubbock, Texas (‡)     |               |
| 12/21/2001                                      | Mississippi State 71, North Carolina State 58 |               | Cancun, Mexico (+)     |               |
| <b>NORTH DAKOTA STATE (MSU leads 1-0)</b>       |   | <b>H: 0-0</b> | <b>A: 1-0</b>          | <b>N: 0-0</b> |
| 12/17/2013                                      | Mississippi State 72, North Dakota State 62   |               | Fargo, N.D.            |               |
| <b>NORTH TEXAS (MSU leads 2-0)</b>              |   | <b>H: 1-0</b> | <b>A: 0-0</b>          | <b>N: 1-0</b> |
| 12/15/1977                                      | Mississippi State 66, North Texas 62          |               | Columbus, Miss. (P)    |               |
| 12/4/2010                                       | Mississippi State 66, North Texas 60          |               | Starkville, Miss.      |               |
| <b>NORTHEAST [MISS.] CC (MSU leads 1-0)</b>     |   | <b>H: 0-0</b> | <b>A: 0-0</b>          | <b>N: 1-0</b> |
| 1975  | Mississippi State 74, Northeast CC 59         |               | Blue Mtn., Miss. (ž)   |               |
| <b>NORTHERN ILLINOIS (MSU leads 2-0)</b>        |   | <b>H: 0-0</b> | <b>A: 0-0</b>          | <b>N: 2-0</b> |
| 12/19/1980                                      | Mississippi State 85, Northern Illinois 78    |               | Memphis, Tenn. (#)     |               |
| 12/18/1981                                      | Mississippi State 83, Northern Illinois 65    |               | Memphis, Tenn. (#)     |               |
| <b>NORTHWESTERN (NU leads 1-0)</b>              |   | <b>H: 0-0</b> | <b>A: 0-0</b>          | <b>N: 0-1</b> |
| 12/30/1981                                      | Northwestern 77, Mississippi State 66         |               | Miami, Fla. (%)        |               |
| <b>NORTHWESTERN STATE (MSU leads 3-0)</b>       |   | <b>H: 3-0</b> | <b>A: 0-0</b>          | <b>N: 0-0</b> |
| 12/19/1998                                      | Mississippi State 99, Northwestern State 76   |               | Starkville, Miss. (Δ)  |               |
| 11/23/2008                                      | Mississippi State 99, Northwestern State 75   |               | Starkville, Miss.      |               |
| 12/28/2012                                      | Mississippi State 65, Northwestern State 49   |               | Starkville, Miss.      |               |
| <b>OHIO (MSU leads 1-0)</b>                     |   | <b>H: 1-0</b> | <b>A: 0-0</b>          | <b>N: 0-0</b> |
| 12/20/1998                                      | Mississippi State 83, Ohio 62                 |               | Starkville, Miss. (Δ)  |               |
| <b>OHIO STATE (series tied 1-1)</b>             |   | <b>H: 0-0</b> | <b>A: 0-1</b>          | <b>N: 1-0</b> |
| 3/23/2009                                       | Ohio State 64, Mississippi State 58           |               | Columbus, Ohio (‡)     |               |
| 3/23/2010                                       | Mississippi State 87, Ohio State 67           |               | Pittsburgh, Pa. (‡)    |               |
| <b>OKLAHOMA (OU leads 1-0)</b>                  |   | <b>H: 0-0</b> | <b>A: 0-0</b>          | <b>N: 0-1</b> |
| 11/23/2007                                      | Oklahoma 88, Mississippi State 73             |               | Cancun, Mexico (+)     |               |
| <b>OKLAHOMA STATE (OSU leads 1-0)</b>           |   | <b>H: 0-0</b> | <b>A: 0-0</b>          | <b>N: 0-1</b> |
| 12/29/2011                                      | Oklahoma State 78, Mississippi State 71       |               | Reno, Nev. (¶)         |               |
| <b>ORAL ROBERTS (MSU leads 3-0)</b>             |   | <b>H: 2-0</b> | <b>A: 0-0</b>          | <b>N: 1-0</b> |
| 2/13/1996                                       | Mississippi State 70, Oral Roberts 53         |               | Starkville, Miss.      |               |
| 11/29/1996                                      | Mississippi State 63, Oral Roberts 57         |               | Kansas City, Mo. (§)   |               |
| 1/28/1997                                       | Mississippi State 77, Oral Roberts 62         |               | Starkville, Miss.      |               |
| <b>OREGON (MSU leads 1-0)</b>                   |   | <b>H: 0-0</b> | <b>A: 0-0</b>          | <b>N: 1-0</b> |
| 12/19/1997                                      | Mississippi State 68, Oregon 64               |               | Kona, Hawai'i (®)      |               |
| <b>OREGON STATE (OSU leads 1-0)</b>             |   | <b>H: 0-0</b> | <b>A: 0-0</b>          | <b>N: 0-1</b> |
| 11/22/1984                                      | Oregon State 72, Mississippi State 69         |               | Plainview, Texas (*)   |               |
| <b>PENN STATE (PSU leads 1-0)</b>               |   | <b>H: 0-0</b> | <b>A: 0-1</b>          | <b>N: 0-0</b> |
| 11/20/2002                                      | Penn State 82, Mississippi State 66           |               | State College, Pa. (†) |               |
| <b>PEPPERDINE (Series tied 1-1)</b>             |   | <b>H: 0-0</b> | <b>A: 1-1</b>          | <b>N: 0-0</b> |
| 12/19/1993                                      | Pepperdine 78, Mississippi State 73           |               | Malibu, Calif. (√)     |               |
| 1/3/2000  | Mississippi State 90, Pepperdine 80           |               | Malibu, Calif.         |               |
| <b>PITTSBURGH (MSU leads 2-0)</b>               |   | <b>H: 0-0</b> | <b>A: 0-0</b>          | <b>N: 2-0</b> |
| 12/17/1977                                      | Mississippi State 68, Pittsburgh 59           |               | Columbus, Miss. (P)    |               |
| 12/20/2001                                      | Mississippi State 88, Pittsburgh 86           |               | Cancun, Mexico (+)     |               |

|  |  |               |                       |               |
|--|--|---------------|-----------------------|---------------|
| <b>PRENTISS [MISS.] CC (MSU leads 1-0)</b> |  | <b>H: 1-0</b> | <b>A: 0-0</b>         | <b>N: 0-0</b> |
| 11/25/1974                                 | Mississippi State 63, Prentiss CC 31     |               | Starkville, Miss.     |               |
| <b>PURDUE (PU leads 2-0)</b>               |  | <b>H: 0-1</b> | <b>A: 0-1</b>         | <b>N: 0-0</b> |
| 12/20/2005                                 | Purdue 61, Mississippi State 42          |               | Starkville, Miss. (Δ) |               |
| 12/16/2006                                 | Purdue 75, Mississippi State 49          |               | West Lafayette, Ind.  |               |
| <b>RADFORD (MSU leads 1-0)</b>             |  | <b>H: 0-0</b> | <b>A: 0-0</b>         | <b>N: 1-0</b> |
| 12/31/1994                                 | Mississippi State 74, Radford 60         |               | Bloomington, Ind. (¥) |               |
| <b>RICE (MSU leads 3-0)</b>                |  | <b>H: 1-0</b> | <b>A: 1-0</b>         | <b>N: 1-0</b> |
| 12/2/1983                                  | Mississippi State 90, Rice 79            |               | Starkville, Miss. (Δ) |               |
| 11/29/1985                                 | Mississippi State 55, Rice 50            |               | Chicago, Ill. (f)     |               |
| 11/25/1989                                 | Mississippi State 78, Rice 65            |               | Houston, Texas (j)    |               |
| <b>RUTGERS (RU leads 1-0)</b>              |  | <b>H: 0-0</b> | <b>A: 0-0</b>         | <b>N: 0-1</b> |
| 11/27/2009                                 | Rutgers 62, Mississippi State 54         |               | St. Thomas, VI. (€)   |               |
| <b>SAINT JOHN'S (SJU leads 1-0)</b>        |  | <b>H: 0-0</b> | <b>A: 0-0</b>         | <b>N: 0-1</b> |
| 11/24/1990                                 | Saint John's 68, Mississippi State 50    |               | Chicago, Ill. (f)     |               |
| <b>SAINT JOSEPH'S (SJU leads 1-0)</b>      |  | <b>H: 0-0</b> | <b>A: 0-0</b>         | <b>N: 0-1</b> |
| 11/26/2004                                 | Saint Joseph's 41, Mississippi State 38  |               | Orono, Maine (↔)      |               |
| <b>SAINT PETER'S (MSU leads 1-0)</b>       |  | <b>H: 0-0</b> | <b>A: 0-0</b>         | <b>N: 1-0</b> |
| 3/17/2000                                  | Mississippi State 94, Saint Peter's 60   |               | Eugene, Oregon (‡)    |               |
| <b>SAMFORD (MSU leads 1-0)</b>             |  | <b>H: 1-0</b> | <b>A: 0-0</b>         | <b>N: 0-0</b> |
| 12/14/2009                                 | Mississippi State 80, Samford 41         |               | Starkville, Miss.     |               |
| <b>SAN JOSE STATE (MSU leads 1-0)</b>      |  | <b>H: 1-0</b> | <b>A: 0-0</b>         | <b>N: 0-0</b> |
| 12/19/2004                                 | Mississippi State 66, San Jose State 60  |               | Starkville, Miss. (Δ) |               |
| <b>SAVANNAH STATE (MSU leads 5-0)</b>      |  | <b>H: 4-0</b> | <b>A: 1-0</b>         | <b>N: 0-0</b> |
| 2/8/2007                                   | Mississippi State 92, Savannah State 64  |               | Starkville, Miss.     |               |
| 1/29/2009                                  | Mississippi State 97, Savannah State 33  |               | Starkville, Miss.     |               |
| 11/26/2011                                 | Mississippi State 56, Savannah State 42  |               | Savannah, Ga.         |               |
| 11/28/2012                                 | Mississippi State 70, Savannah State 55  |               | Starkville, Miss.     |               |
| 11/26/2013                                 | Mississippi State 81, Savannah State 63  |               | Starkville, Miss.     |               |
| <b>SETON HALL (SHU leads 1-0)</b>          |  | <b>H: 0-0</b> | <b>A: 0-0</b>         | <b>N: 0-1</b> |
| 11/28/1986                                 | Seton Hall 56, Mississippi State 50      |               | Atlanta, Ga. (ð)      |               |
| <b>SHORTER COLLEGE (MSU leads 2-0)</b>     |  | <b>H: 2-0</b> | <b>A: 0-0</b>         | <b>N: 0-0</b> |
| 2/15/1988                                  | Mississippi State 95, Shorter College 46 |               | Starkville, Miss.     |               |
| 2/2/2012                                   | Mississippi State 55, Shorter College 49 |               | Starkville, Miss.     |               |
| <b>SOUTH ALABAMA (MSU leads 9-6)</b>       |  | <b>H: 6-1</b> | <b>A: 2-4</b>         | <b>N: 1-1</b> |
| 12/3/1977                                  | Mississippi State 99, South Alabama 40   |               | Murfreesboro, Tenn.   |               |
| 2/17/1978                                  | Mississippi State 98, South Alabama 49   |               | Starkville, Miss.     |               |
| 11/30/1978                                 | Mississippi State 97, South Alabama 38   |               | Starkville, Miss.     |               |
| 11/15/1979                                 | South Alabama 74, Mississippi State 63   |               | Mobile, Ala.          |               |
| 12/15/1979                                 | South Alabama 73, Mississippi State 71   |               | Starkville, Miss.     |               |
| 3/26/1988                                  | South Alabama 73, Mississippi State 51   |               | Amarillo, Texas (+)   |               |
| 11/30/1988                                 | Mississippi State 64, South Alabama 59   |               | Starkville, Miss.     |               |
| 1/6/1990                                   | South Alabama 86, Mississippi State 68   |               | Mobile, Ala.          |               |
| 12/17/1994                                 | South Alabama 61, Mississippi State 57   |               | Mobile, Ala. (¿)      |               |
| 11/28/1997                                 | Mississippi State 93, South Alabama 65   |               | Mobile, Ala.          |               |
| 11/15/2002                                 | Mississippi State 87, South Alabama 61   |               | Starkville, Miss. (†) |               |
| 12/6/2003                                  | South Alabama 67, Mississippi State 53   |               | Mobile, Ala.          |               |
| 12/5/2004                                  | Mississippi State 71, South Alabama 50   |               | Starkville, Miss.     |               |
| 11/23/2010                                 | Mississippi State 56, South Alabama 43   |               | Mobile, Ala.          |               |
| 11/30/2011                                 | Mississippi State 63, South Alabama 47   |               | Starkville, Miss.     |               |

# SERIES RESULTS



| <b>SOUTH CAROLINA (MSU leads 16-14)</b> |  | <b>H: 9-5</b> | <b>A: 5-9</b>             | <b>N: 2-0</b> |
|---|--|---------------|---------------------------|---------------|
| 12/29/1984                              | South Carolina 84, Mississippi State 60      |               | Columbia, S.C.            |               |
| 1/15/1986                               | Mississippi State 57, South Carolina 51      |               | Starkville, Miss.         |               |
| 2/22/1992                               | Mississippi State 58, South Carolina 42      |               | Starkville, Miss.         |               |
| 1/7/1993                                | South Carolina 72, Mississippi State 61      |               | Columbia, S.C.            |               |
| 12/8/1993                               | Mississippi State 97, South Carolina 83      |               | Starkville, Miss.         |               |
| 12/6/1994                               | South Carolina 63, Mississippi State 56      |               | Columbia, S.C.            |               |
| 1/3/1996                                | Mississippi State 62, South Carolina 61 (OT) |               | Starkville, Miss.         |               |
| 1/2/1997                                | Mississippi State 81, South Carolina 71      |               | Columbia, S.C.            |               |
| 1/11/1998                               | Mississippi State 70, South Carolina 62      |               | Starkville, Miss.         |               |
| 1/10/1999                               | Mississippi State 69, South Carolina 66      |               | Columbia, S.C.            |               |
| 1/17/2000                               | Mississippi State 86, South Carolina 73      |               | Starkville, Miss.         |               |
| 2/15/2001                               | South Carolina 76, Mississippi State 59      |               | Columbia, S.C.            |               |
| 1/6/2002                                | South Carolina 79, Mississippi State 64      |               | Starkville, Miss.         |               |
| 1/9/2003                                | South Carolina 83, Mississippi State 79      |               | Columbia, S.C.            |               |
| 3/7/2003                                | Mississippi State 79, South Carolina 75      |               | N. Little Rock, Ark. (\$) |               |
| 2/19/2004                               | Mississippi State 72, South Carolina 62      |               | Starkville, Miss.         |               |
| 1/6/2005                                | Mississippi State 55, South Carolina 48      |               | Columbia, S.C.            |               |
| 2/5/2006                                | South Carolina 51, Mississippi State 46      |               | Starkville, Miss.         |               |
| 2/23/2006                               | South Carolina 75, Mississippi State 47      |               | Columbia, S.C.            |               |
| 1/21/2007                               | Mississippi State 87, South Carolina 73      |               | Starkville, Miss.         |               |
| 2/25/2007                               | South Carolina 72, Mississippi State 66 (OT) |               | Columbia, S.C.            |               |
| 2/21/2008                               | Mississippi State 58, South Carolina 54      |               | Columbia, S.C.            |               |
| 2/26/2009                               | Mississippi State 58, South Carolina 41      |               | Starkville, Miss.         |               |
| 3/5/2009                                | Mississippi State 49, South Carolina 39      |               | N. Little Rock, Ark. (\$) |               |
| 2/11/2010                               | Mississippi State 55, South Carolina 53      |               | Columbia, S.C.            |               |
| 2/13/2011                               | South Carolina 60, Mississippi State 53      |               | Starkville, Miss.         |               |
| 1/29/2012                               | South Carolina 69, Mississippi State 43      |               | Columbia, S.C.            |               |
| 1/06/2013                               | South Carolina 60, Mississippi State 46      |               | Starkville, Miss.         |               |
| 2/24/2013                               | South Carolina 58, Mississippi State 43      |               | Columbia, S.C.            |               |
| 2/6/2014                                | South Carolina 71, Mississippi State 64      |               | Starkville, Miss.         |               |

| <b>SOUTH FLORIDA (USF leads 1-0)</b> |  | <b>H: 0-1</b> | <b>A: 0-0</b>         | <b>N: 0-0</b> |
|--------------------------------------|--|---------------|-----------------------|---------------|
| 3/30/2014                            | South Florida 60, Mississippi State 58 |               | Starkville, Miss. (†) |               |

| <b>SOUTHEAST MISSOURI STATE (MSU leads 1-0)</b> |   | <b>H: 1-0</b> | <b>A: 0-0</b>     | <b>N: 0-0</b> |
|---|---|---------------|-------------------|---------------|
| 12/11/1982                                      | Mississippi State 77, Southeast Missouri 44 |               | Starkville, Miss. |               |

| <b>SOUTHEASTERN LOUISIANA (MSU leads 7-3)</b> |  | <b>H: 7-1</b> | <b>A: 0-2</b>         | <b>N: 0-0</b> |
|---|--|---------------|-----------------------|---------------|
| 1/4/1980                                      | Mississippi State 79, Southeastern Louisiana 61      |               | Starkville, Miss.     |               |
| 1/27/1980                                     | Southeastern Louisiana 80, Mississippi State 56      |               | Hammond, La.          |               |
| 11/20/1980                                    | Southeastern Louisiana 97, Mississippi State 96 (OT) |               | Starkville, Miss. (Δ) |               |
| 12/19/1994                                    | Southeastern Louisiana 84, Mississippi State 61      |               | Hammond, La.          |               |
| 1/16/1995                                     | Mississippi State 80, Southeastern Louisiana 45      |               | Starkville, Miss.     |               |
| 12/16/2004                                    | Mississippi State 71, Southeastern Louisiana 45      |               | Starkville, Miss.     |               |
| 11/18/2005                                    | Mississippi State 71, Southeastern Louisiana 55      |               | Starkville, Miss.     |               |
| 11/17/2006                                    | Mississippi State 69, Southeastern Louisiana 62      |               | Starkville, Miss.     |               |
| 11/9/2007                                     | Mississippi State 71, Southeastern Louisiana 55      |               | Starkville, Miss.     |               |
| 12/20/2013                                    | Mississippi State 109, Southeastern Louisiana 57     |               | Starkville, Miss.     |               |

| <b>SOUTHERN CALIFORNIA (USC leads 1-0)</b> |                                       | <b>H: 0-0</b> | <b>A: 0-0</b>        | <b>N: 0-1</b> |
|--|---------------------------------------|---------------|----------------------|---------------|
| 11/28/2009                                 | Southern Cal 64, Mississippi State 60 |               | St. Thomas, V.I. (x) |               |

| <b>SOUTHERN MISSISSIPPI (USM leads 22-19)</b> |   | <b>H: 12-9</b> | <b>A: 7-13</b>     | <b>N: 0-0</b> |
|---|---|----------------|--------------------|---------------|
| 1/29/1976                                     | Mississippi State 69, Southern Mississippi 57 |                | Hattiesburg, Miss. |               |
| 2/21/1976                                     | Mississippi State 67, Southern Mississippi 54 |                | Starkville, Miss.  |               |
| 1/11/1977                                     | Mississippi State 67, Southern Mississippi 66 |                | Hattiesburg, Miss. |               |
| 1/6/1978                                      | Southern Mississippi 90, Mississippi State 74 |                | Hattiesburg, Miss. |               |
| 1/30/1978                                     | Mississippi State 73, Southern Mississippi 68 |                | Starkville, Miss.  |               |
| 12/4/1978                                     | Southern Mississippi 86, Mississippi State 58 |                | Starkville, Miss.  |               |
| 2/15/1979                                     | Southern Mississippi 85, Mississippi State 68 |                | Hattiesburg, Miss. |               |
| 2/2/1980                                      | Southern Mississippi 90, Mississippi State 79 |                | Starkville, Miss.  |               |
| 1/21/1981                                     | Southern Mississippi 90, Mississippi State 84 |                | Hattiesburg, Miss. |               |
| 12/8/1984                                     | Southern Mississippi 85, Mississippi State 79 |                | Starkville, Miss.  |               |
| 12/7/1985                                     | Southern Mississippi 63, Mississippi State 62 |                | Hattiesburg, Miss. |               |
| 12/17/1986                                    | Southern Mississippi 60, Mississippi State 57 |                | Hattiesburg, Miss. |               |
| 1/10/1987                                     | Southern Mississippi 58, Mississippi State 55 |                | Starkville, Miss.  |               |
| 12/5/1987                                     | Mississippi State 64, Southern Mississippi 55 |                | Hattiesburg, Miss. |               |
| 2/17/1988                                     | Mississippi State 65, Southern Mississippi 60 |                | Starkville, Miss.  |               |
| 12/8/1988                                     | Southern Mississippi 86, Mississippi State 73 |                | Starkville, Miss.  |               |
| 1/13/1989                                     | Southern Mississippi 87, Mississippi State 64 |                | Hattiesburg, Miss. |               |
| 12/12/1989                                    | Southern Mississippi 89, Mississippi State 51 |                | Hattiesburg, Miss. |               |
| 1/31/1990                                     | Southern Mississippi 83, Mississippi State 64 |                | Starkville, Miss.  |               |
| 12/18/1990                                    | Southern Mississippi 75, Mississippi State 51 |                | Hattiesburg, Miss. |               |

|            |  |  |                        |  |
|------------|--|--|------------------------|--|
| 2/20/1991  | Southern Mississippi 65, Mississippi State 60      |  | Starkville, Miss.      |  |
| 11/30/1991 | Southern Mississippi 89, Mississippi State 74      |  | Hattiesburg, Miss. (F) |  |
| 1/9/1992   | Mississippi State 72, Southern Mississippi 68      |  | Starkville, Miss.      |  |
| 12/1/1995  | Mississippi State 89, Southern Mississippi 69      |  | Starkville, Miss.      |  |
| 2/7/1996   | Southern Mississippi 100, Mississippi State 79     |  | Hattiesburg, Miss.     |  |
| 11/22/1996 | Southern Mississippi 80, Mississippi State 73      |  | Hattiesburg, Miss.     |  |
| 2/5/1997   | Mississippi State 76, Southern Mississippi 66      |  | Starkville, Miss.      |  |
| 11/20/1998 | Mississippi State 98, Southern Mississippi 94 (OT) |  | Hattiesburg, Miss.     |  |
| 12/5/1999  | Mississippi State 82, Southern Mississippi 61      |  | Starkville, Miss.      |  |
| 12/19/2000 | Mississippi State 68, Southern Mississippi 53      |  | Hattiesburg, Miss.     |  |
| 11/29/2005 | Southern Mississippi 64, Mississippi State 57      |  | Starkville, Miss.      |  |
| 12/10/2006 | Southern Mississippi 57, Mississippi State 47      |  | Hattiesburg, Miss.     |  |
| 11/29/2007 | Mississippi State 77, Southern Mississippi 56      |  | Starkville, Miss.      |  |
| 3/24/2008  | Southern Mississippi 62, Mississippi State 61      |  | Starkville, Miss. (†)  |  |
| 12/16/2008 | Mississippi State 72, Southern Mississippi 61      |  | Hattiesburg, Miss.     |  |
| 12/2/2009  | Mississippi State 85, Southern Mississippi 52      |  | Starkville, Miss.      |  |
| 12/15/2010 | Mississippi State 50, Southern Mississippi 40      |  | Hattiesburg, Miss.     |  |
| 12/16/2011 | Mississippi State 71, Southern Mississippi 57      |  | Starkville, Miss.      |  |
| 12/1/2012  | Southern Miss 61, Mississippi State 59             |  | Hattiesburg, Miss.     |  |
| 12/14/2013 | Mississippi State 71, Southern Miss 61             |  | Starkville, Miss.      |  |
| 3/24/2014  | Mississippi State 74, Southern Miss 66 (2OT)       |  | Starkville, Miss. (†)  |  |

| <b>SOUTHERN UNIVERSITY (MSU leads 8-0)</b> |   | <b>H: 6-0</b> | <b>A: 2-0</b>         | <b>N: 0-0</b> |
|--|---|---------------|-----------------------|---------------|
| 12/14/1984                                 | Mississippi State 80, Southern 79 (2OT) |               | Starkville, Miss. (Δ) |               |
| 1/4/1990                                   | Mississippi State 73, Southern 52       |               | Starkville, Miss.     |               |
| 11/30/1990                                 | Mississippi State 73, Southern 61       |               | Baton Rouge, La.      |               |
| 12/30/1990                                 | Mississippi State 80, Southern 47       |               | Starkville, Miss.     |               |
| 1/3/1994                                   | Mississippi State 86, Southern 78       |               | Baton Rouge, La.      |               |
| 2/1/1994                                   | Mississippi State 90, Southern 74       |               | Starkville, Miss.     |               |
| 11/28/2000                                 | Mississippi State 90, Southern 48       |               | Starkville, Miss.     |               |
| 12/18/2003                                 | Mississippi State 69, Southern 46       |               | Starkville, Miss. (Δ) |               |

| <b>STEPHEN F. AUSTIN (SFA leads 2-0)</b> |  | <b>H: 0-0</b> | <b>A: 0-0</b>       | <b>N: 0-2</b> |
|--|--|---------------|---------------------|---------------|
| 12/16/1977                               | Stephen F. Austin 68, Mississippi State 60 |               | Columbus, Miss. (P) |               |
| 1/15/1983                                | Stephen F. Austin 73, Mississippi State 46 |               | Clemson, S.C. (€)   |               |

| <b>STETSON (MSU leads 1-0)</b> |                                  | <b>H: 0-0</b> | <b>A: 0-0</b>         | <b>N: 1-0</b> |
|--------------------------------|----------------------------------|---------------|-----------------------|---------------|
| 12/2/1989                      | Mississippi State 81, Stetson 70 |               | Tallahassee, Fla. (±) |               |

| <b>TENNESSEE (UT leads 35-0)</b> |                                     | <b>H: 0-17</b> | <b>A: 0-14</b>          | <b>N: 0-4</b> |
|----------------------------------|-------------------------------------|----------------|-------------------------|---------------|
| 2/22/1986                        | Tennessee 72, Mississippi State 51  |                | Starkville, Miss.       |               |
| 2/21/1987                        | Tennessee 84, Mississippi State 53  |                | Knoxville, Tenn.        |               |
| 2/8/1988                         | Tennessee 81, Mississippi State 74  |                | Starkville, Miss.       |               |
| 1/16/1989                        | Tennessee 79, Mississippi State 54  |                | Knoxville, Tenn.        |               |
| 2/7/1990                         | Tennessee 76, Mississippi State 55  |                | Starkville, Miss.       |               |
| 1/2/1991                         | Tennessee 91, Mississippi State 63  |                | Knoxville, Tenn.        |               |
| 2/12/1992                        | Tennessee 78, Mississippi State 56  |                | Starkville, Miss.       |               |
| 1/9/1993                         | Tennessee 109, Mississippi State 62 |                | Knoxville, Tenn.        |               |
| 1/22/1994                        | Tennessee 82, Mississippi State 62  |                | Starkville, Miss.       |               |
| 1/21/1995                        | Tennessee 81, Mississippi State 58  |                | Knoxville, Tenn.        |               |
| 2/10/1996                        | Tennessee 92, Mississippi State 76  |                | Starkville, Miss.       |               |
| 2/9/1997                         | Tennessee 104, Mississippi State 39 |                | Knoxville, Tenn.        |               |
| 2/9/1998                         | Tennessee 74, Mississippi State 52  |                | Starkville, Miss.       |               |
| 2/27/1998                        | Tennessee 88, Mississippi State 60  |                | Columbus, Ga. (\$)      |               |
| 2/6/1999                         | Tennessee 94, Mississippi State 53  |                | Knoxville, Tenn.        |               |
| 2/17/2000                        | Tennessee 79, Mississippi State 75  |                | Starkville, Miss.       |               |
| 3/5/2000                         | Tennessee 70, Mississippi State 67  |                | Chattanooga, Tenn. (\$) |               |
| 1/15/2001                        | Tennessee 66, Mississippi State 59  |                | Knoxville, Tenn.        |               |
| 2/14/2002                        | Tennessee 80, Mississippi State 78  |                | Starkville, Miss.       |               |
| 1/26/2003                        | Tennessee 82, Mississippi State 68  |                | Knoxville, Tenn.        |               |
| 3/8/2003                         | Tennessee 76, Mississippi State 75  |                | Little Rock, Ark. (\$)  |               |
| 1/11/2004                        | Tennessee 61, Mississippi State 53  |                | Starkville, Miss.       |               |
| 3/5/2004                         | Tennessee 67, Mississippi State 57  |                | Nashville, Tenn. (\$)   |               |
| 2/24/2005                        | Tennessee 78, Mississippi State 56  |                | Knoxville, Tenn.        |               |
| 1/15/2006                        | Tennessee 79, Mississippi State 56  |                | Starkville, Miss.       |               |
| 1/18/2007                        | Tennessee 73, Mississippi State 44  |                | Knoxville, Tenn.        |               |
| 2/7/2008                         | Tennessee 87, Mississippi State 69  |                | Starkville, Miss.       |               |
| 2/24/2008                        | Tennessee 72, Mississippi State 46  |                | Starkville, Miss.       |               |
| 1/15/2009                        | Tennessee 63, Mississippi State 56  |                | Starkville, Miss.       |               |
| 2/22/2009                        | Tennessee 82, Mississippi State 68  |                | Knoxville, Tenn.        |               |
| 1/10/2010                        | Tennessee 75, Mississippi State 48  |                | Starkville, Miss.       |               |
| 1/27/2011                        | Tennessee 81, Mississippi State 55  |                | Knoxville, Tenn.        |               |
| 2/16/2012                        | Tennessee 57, Mississippi State 41  |                | Starkville, Miss.       |               |
| 1/31/2013                        | Tennessee 88, Mississippi State 45  |                | Knoxville, Tenn.        |               |
| 1/16/2014                        | Tennessee 67, Mississippi State 63  |                | Starkville, Miss.       |               |

| TENNESSEE-CHATTANOOGA (MSU leads 3-2) |                                       | H: 2-1 | A: 1-1                | N: 0-0 |
|---------------------------------------|---------------------------------------|--------|-----------------------|--------|
| 12/5/1981                             | Mississippi State 70, Chattanooga 67  |        | Starkville, Miss. (Δ) |        |
| 1/5/1983                              | Chattanooga 72, Mississippi State 62  |        | Chattanooga, Tenn.    |        |
| 12/17/1985                            | Chattanooga 62, Mississippi State 54  |        | Starkville, Miss.     |        |
| 1/4/1987                              | Mississippi State 79, Chattanooga 64  |        | Chattanooga, Tenn.    |        |
| 12/3/1993                             | Mississippi State 103, Chattanooga 87 |        | Starkville, Miss. (Δ) |        |

| TENNESSEE-MARTIN (MSU leads 5-0) |   | H: 3-0 | A: 1-0            | N: 1-0 |
|----------------------------------|---|--------|-------------------|--------|
| 1/10/1981                        | Mississippi State 85, Tennessee-Martin 61 |        | Starkville, Miss. |        |
| 12/12/1981                       | Mississippi State 63, Tennessee-Martin 59 |        | Starkville, Miss. |        |
| 12/18/1995                       | Mississippi State 85, Tennessee-Martin 71 |        | Martin, Tenn.     |        |
| 11/25/1996                       | Mississippi State 73, Tennessee-Martin 46 |        | Starkville, Miss. |        |
| 12/16/2003                       | Mississippi State 94, Tennessee-Martin 61 |        | Tupelo, Miss.     |        |

| TENNESSEE STATE (MSU leads 1-0) |  | H: 0-0 | A: 0-0           | N: 1-0 |
|---------------------------------|--|--------|------------------|--------|
| 12/29/2006                      | Mississippi State 71, Tennessee State 45 |        | Atlanta, Ga. (Ł) |        |

| TENNESSEE TECH (MSU leads 2-0) |   | H: 2-0 | A: 0-0            | N: 0-0 |
|--------------------------------|---|--------|-------------------|--------|
| 11/18/2001                     | Mississippi State 97, Tennessee Tech 85 |        | Starkville, Miss. |        |
| 11/21/2013                     | Mississippi State 90, Tennessee Tech 45 |        | Starkville, Miss. |        |

| TEXAS (series tied 1-1) |                                | H: 0-0 | A: 0-0             | N: 1-1 |
|-------------------------|--------------------------------|--------|--------------------|--------|
| 3/21/2009               | Mississippi State 71, Texas 63 |        | Columbus, Ohio (‡) |        |
| 11/26/2009              | Texas 73, Mississippi State 55 |        | St. Thomas, VI (‡) |        |

| TEXAS A&M (Texas A&M leads 3-0) |                                    | H: 0-1 | A: 0-2                 | N: 0-0 |
|---------------------------------|------------------------------------|--------|------------------------|--------|
| 11/20/11                        | Texas A&M 93, Mississippi State 47 |        | College Station, Texas |        |
| 1/24/2013                       | Texas A&M 81, Mississippi State 33 |        | Starkville, Miss.      |        |
| 1/19/2014                       | Texas A&M 73, Mississippi State 35 |        | College Station, Texas |        |

| TEXAS CHRISTIAN (Series tied 1-1) |   | H: 0-0 | A: 0-0             | N: 1-1 |
|-----------------------------------|---|--------|--------------------|--------|
| 12/31/1992                        | Mississippi State 108, Texas Christian 85 |        | Orlando, Fla. (*)  |        |
| 11/25/2005                        | Texas Christian 72, Mississippi State 52  |        | Cancun, Mexico (+) |        |

| TEXAS-PAN AMERICAN (MSU leads 2-0) |  | H: 1-0 | A: 0-0                | N: 1-0 |
|------------------------------------|--|--------|-----------------------|--------|
| 12/19/1999                         | Mississippi State 104, Texas-Pan American 48 |        | Starkville, Miss. (Δ) |        |
| 12/29/2002                         | Mississippi State 70, Texas-Pan American 38  |        | Missoula, Mont. (-)   |        |

| TEXAS-SAN ANTONIO (UTSA leads 1-0) |  | H: 0-0 | A: 0-0               | N: 0-1 |
|------------------------------------|--|--------|----------------------|--------|
| 11/24/1984                         | Texas-San Antonio 56, Mississippi State 54 |        | Plainview, Texas (*) |        |

| TEXAS STATE (MSU leads 1-0) |                                      | H: 0-0 | A: 0-0             | N: 1-0 |
|-----------------------------|--------------------------------------|--------|--------------------|--------|
| 11/24/1989                  | Mississippi State 72, Texas State 70 |        | Houston, Texas (j) |        |

| TEXAS TECH (TTU leads 1-0) |                                     | H: 0-0 | A: 0-1             | N: 0-0 |
|----------------------------|-------------------------------------|--------|--------------------|--------|
| 3/17/2002                  | Texas Tech 77, Mississippi State 55 |        | Lubbock, Texas (‡) |        |

| TROY (MSU leads 11-2) |                               | H: 11-0 | A: 0-2            | N: 0-0 |
|-----------------------|-------------------------------|---------|-------------------|--------|
| 11/29/1976            | Mississippi State 70, Troy 61 |         | Starkville, Miss. |        |
| 11/29/1977            | Mississippi State 67, Troy 63 |         | Starkville, Miss. |        |
| 1/12/1978             | Troy 80, Mississippi State 64 |         | Troy, Ala.        |        |
| 1/23/1980             | Mississippi State 92, Troy 69 |         | Starkville, Miss. |        |
| 11/14/1980            | Mississippi State 77, Troy 64 |         | Starkville, Miss. |        |
| 1/30/1982             | Mississippi State 87, Troy 64 |         | Starkville, Miss. |        |
| 1/10/1983             | Mississippi State 72, Troy 51 |         | Starkville, Miss. |        |
| 1/4/1984              | Mississippi State 67, Troy 48 |         | Starkville, Miss. |        |
| 11/18/1997            | Troy 72, Mississippi State 69 |         | Troy, Ala.        |        |
| 12/4/1997             | Mississippi State 80, Troy 57 |         | Starkville, Miss. |        |
| 12/14/2004            | Mississippi State 62, Troy 43 |         | Starkville, Miss. |        |
| 11/10/2006            | Mississippi State 74, Troy 43 |         | Starkville, Miss. |        |
| 12/29/2012            | Mississippi State 82, Troy 60 |         | Starkville, Miss. |        |

| TULANE (Series Tied 5-5) |                                 | H: 4-2 | A: 1-3                | N: 0-0 |
|--------------------------|---------------------------------|--------|-----------------------|--------|
| 2/26/1988                | Mississippi State 66, Tulane 58 |        | Starkville, Miss. (Δ) |        |
| 2/11/1989                | Tulane 62, Mississippi State 56 |        | New Orleans, La.      |        |
| 1/15/1992                | Mississippi State 55, Tulane 49 |        | New Orleans, La.      |        |
| 1/25/1994                | Tulane 92, Mississippi State 84 |        | Starkville, Miss.     |        |
| 1/3/1995                 | Tulane 85, Mississippi State 64 |        | New Orleans, La.      |        |
| 12/9/1995                | Tulane 71, Mississippi State 63 |        | Starkville, Miss.     |        |
| 3/18/2007                | Mississippi State 79, Tulane 73 |        | Starkville, Miss.     |        |
| 11/16/2010               | Tulane 62, Mississippi State 42 |        | New Orleans, La.      |        |
| 12/04/2011               | Mississippi State 70, Tulane 55 |        | Starkville, Miss.     |        |
| 3/20/2014                | Mississippi State 77, Tulane 68 |        | Starkville, Miss. (†) |        |

| TULSA (MSU leads 1-0) |                                | H: 1-0 | A: 0-0                | N: 0-0 |
|-----------------------|--------------------------------|--------|-----------------------|--------|
| 11/17/2002            | Mississippi State 92, Tulsa 66 |        | Starkville, Miss. (†) |        |

| TUSKEGEE (MSU leads 3-0) |                                   | H: 3-0 | A: 0-0            | N: 0-0 |
|--------------------------|-----------------------------------|--------|-------------------|--------|
| 11/12/1979               | Mississippi State 75, Tuskegee 72 |        | Starkville, Miss. |        |
| 2/8/1982                 | Mississippi State 98, Tuskegee 86 |        | Starkville, Miss. |        |
| 11/28/1983               | Mississippi State 84, Tuskegee 63 |        | Starkville, Miss. |        |

| UC-SANTA BARBARA (Tied 2-2) |   | H: 1-0 | A: 0-1                    | N: 1-1 |
|-----------------------------|---|--------|---------------------------|--------|
| 11/29/1986                  | Mississippi State 75, UC-Santa Barbara 41 |        | Atlanta, Ga. (Δ)          |        |
| 12/30/2003                  | UC-Santa Barbara 69, Mississippi State 62 |        | Santa Barbara, Calif.     |        |
| 1/10/2005                   | Mississippi State 69, UC-Santa Barbara 62 |        | Starkville, Miss.         |        |
| 11/21/2012                  | UC-Santa Barbara 60, Mississippi State 43 |        | Puerto Vallarta, Mex. (-) |        |

| UNIFIRST BANK (MSU leads 1-0) |  | H: 1-0 | A: 0-0            | N: 0-0 |
|-------------------------------|--|--------|-------------------|--------|
| 2/8/1975                      | Mississippi State 81, Unifirst Bank 68 |        | Starkville, Miss. |        |

| UNION (MSU leads 2-1) |                                 | H: 1-0 | A: 1-1            | N: 0-0 |
|-----------------------|---------------------------------|--------|-------------------|--------|
| 1/25/1975             | Mississippi State 77, Union 70  |        | Jackson, Tenn.    |        |
| 12/3/1984             | Union 108, Mississippi State 88 |        | Jackson, Tenn.    |        |
| 1/5/1985              | Mississippi State 71, Union 67  |        | Starkville, Miss. |        |

| USC UPSTATE (MSU leads 1-0) |                                      | H: 1-0 | A: 0-0            | N: 0-0 |
|-----------------------------|--------------------------------------|--------|-------------------|--------|
| 11/12/2010                  | Mississippi State 87, USC Upstate 53 |        | Starkville, Miss. |        |

| UTAH (MSU leads 2-1) |                               | H: 1-0 | A: 1-0               | N: 0-1 |
|----------------------|-------------------------------|--------|----------------------|--------|
| 12/28/2002           | Utah 69, Mississippi State 65 |        | Missoula, Mont. (-)  |        |
| 12/20/2008           | Mississippi State 63, Utah 51 |        | Salt Lake City, Utah |        |
| 12/11/2010           | Mississippi State 61, Utah 52 |        | Starkville, Miss.    |        |

| UTAH VALLEY (MSU leads 2-0) |                                      | H: 1-0 | A: 1-0            | N: 0-0 |
|-----------------------------|--------------------------------------|--------|-------------------|--------|
| 12/19/2008                  | Mississippi State 71, Utah Valley 63 |        | Orem, Utah        |        |
| 11/18/2009                  | Mississippi State 81, Utah Valley 35 |        | Starkville, Miss. |        |

| VALDOSTA STATE (VSU leads 1-0) |   | H: 0-0 | A: 0-0              | N: 0-1 |
|--------------------------------|---|--------|---------------------|--------|
| 12/14/1978                     | Valdosta State 88, Mississippi State 81 |        | Columbus, Miss. (P) |        |

| VANDERBILT (VU leads 35-15) |                                      | H: 11-12 | A: 2-18               | N: 2-5 |
|-----------------------------|--------------------------------------|----------|-----------------------|--------|
| 11/11/1977                  | Vanderbilt 81, Mississippi State 66  |          | Nashville, Tenn.      |        |
| 1/23/1978                   | Mississippi State 85, Vanderbilt 60  |          | Starkville, Miss.     |        |
| 1/5/1979                    | Mississippi State 72, Vanderbilt 61  |          | Starkville, Miss. (Δ) |        |
| 1/13/1979                   | Mississippi State 64, Vanderbilt 55  |          | Starkville, Miss.     |        |
| 2/10/1979                   | Vanderbilt 66, Mississippi State 57  |          | Nashville, Tenn.      |        |
| 2/16/1980                   | Mississippi State 79, Vanderbilt 65  |          | Starkville, Miss.     |        |
| 1/29/1981                   | Mississippi State 84, Vanderbilt 76  |          | Baton Rouge, La. (\$) |        |
| 2/14/1981                   | Mississippi State 83, Vanderbilt 77  |          | Nashville, Tenn.      |        |
| 2/25/1982                   | Vanderbilt 87, Mississippi State 67  |          | Lexington, Ky. (\$)   |        |
| 3/3/1983                    | Mississippi State 53, Vanderbilt 51  |          | Knoxville, Tenn. (\$) |        |
| 2/16/1984                   | Vanderbilt 89, Mississippi State 72  |          | Starkville, Miss.     |        |
| 3/3/1984                    | Vanderbilt 72, Mississippi State 47  |          | Athens, Ga. (\$)      |        |
| 11/11/1985                  | Vanderbilt 86, Mississippi State 54  |          | Nashville, Tenn.      |        |
| 1/25/1986                   | Vanderbilt 69, Mississippi State 41  |          | Starkville, Miss.     |        |
| 3/1/1986                    | Vanderbilt 83, Mississippi State 69  |          | Athens, Ga. (\$)      |        |
| 1/27/1987                   | Vanderbilt 71, Mississippi State 61  |          | Nashville, Tenn.      |        |
| 2/3/1988                    | Vanderbilt 80, Mississippi State 70  |          | Starkville, Miss.     |        |
| 1/28/1989                   | Vanderbilt 75, Mississippi State 53  |          | Nashville, Tenn.      |        |
| 1/27/1990                   | Vanderbilt 74, Mississippi State 64  |          | Starkville, Miss.     |        |
| 1/6/1991                    | Vanderbilt 71, Mississippi State 57  |          | Nashville, Tenn.      |        |
| 1/18/1992                   | Vanderbilt 85, Mississippi State 52  |          | Starkville, Miss.     |        |
| 1/17/1993                   | Vanderbilt 108, Mississippi State 44 |          | Nashville, Tenn.      |        |
| 1/29/1994                   | Vanderbilt 88, Mississippi State 77  |          | Starkville, Miss.     |        |
| 1/29/1995                   | Vanderbilt 107, Mississippi State 60 |          | Nashville, Tenn.      |        |
| 2/2/1996                    | Mississippi State 67, Vanderbilt 64  |          | Starkville, Miss.     |        |
| 2/2/1997                    | Vanderbilt 99, Mississippi State 60  |          | Nashville, Tenn.      |        |
| 2/28/1997                   | Vanderbilt 70, Mississippi State 42  |          | Chattanooga, Tenn.    |        |
| 12/14/1997                  | Vanderbilt 78, Mississippi State 47  |          | Nashville, Tenn.      |        |
| 2/5/1998                    | Vanderbilt 73, Mississippi State 66  |          | Starkville, Miss.     |        |
| 12/8/1998                   | Mississippi State 71, Vanderbilt 66  |          | Starkville, Miss.     |        |
| 2/4/1999                    | Vanderbilt 63, Mississippi State 43  |          | Nashville, Tenn.      |        |
| 2/10/2000                   | Vanderbilt 77, Mississippi State 67  |          | Nashville, Tenn.      |        |
| 2/8/2001                    | Mississippi State 71, Vanderbilt 62  |          | Starkville, Miss.     |        |
| 2/10/2002                   | Vanderbilt 72, Mississippi State 62  |          | Nashville, Tenn.      |        |
| 1/12/2003                   | Mississippi State 78, Vanderbilt 75  |          | Starkville, Miss.     |        |
| 2/26/2004                   | Vanderbilt 87, Mississippi State 64  |          | Nashville, Tenn.      |        |



|           |  |                       |
|-----------|--|-----------------------|
| 2/3/2005  | Vanderbilt 106, Mississippi State 98 (2OT) | Starkville, Miss.     |
| 1/12/2006 | Vanderbilt 87, Mississippi State 48        | Nashville, Tenn.      |
| 2/15/2007 | Vanderbilt 84, Mississippi State 64        | Starkville, Miss.     |
| 1/10/2007 | Vanderbilt 72, Mississippi State 50        | Starkville, Miss.     |
| 2/5/2009  | Mississippi State 66, Vanderbilt 61        | Starkville, Miss.     |
| 1/7/2010  | Mississippi State 90, Vanderbilt 76        | Starkville, Miss.     |
| 1/24/2010 | Mississippi State 65, Vanderbilt 56        | Nashville, Tenn.      |
| 1/6/2011  | Vanderbilt 65, Mississippi State 44        | Nashville, Tenn.      |
| 2/17/2011 | Vanderbilt 74, Mississippi State 62        | Starkville, Miss.     |
| 3/4/2011  | Vanderbilt 69, Mississippi State 55        | Nashville, Tenn. (\$) |
| 2/5/2012  | Vanderbilt 65, Mississippi State 59        | Starkville, Miss.     |
| 3/1/2012  | Vanderbilt 67, Mississippi State 51        | Nashville, Tenn. (\$) |
| 1/3/2013  | Vanderbilt 92, Mississippi State 41        | Nashville, Tenn.      |
| 2/16/2014 | Mississippi State 64, Vanderbilt 62        | Starkville, Miss.     |

**VILLANOVA (VU leads 1-0) H: 0-0 A: 0-0 N: 0-1**

|            |                                    |                      |
|------------|------------------------------------|----------------------|
| 11/26/1994 | Villanova 73, Mississippi State 58 | Tuscaloosa, Ala. (x) |
|------------|------------------------------------|----------------------|

**VIRGINIA COMMONWEALTH (MSU leads 1-0) H: 0-0 A: 0-0 N: 1-0**

|          |                              |                   |
|----------|------------------------------|-------------------|
| 1/2/1993 | Mississippi State 89, VCU 74 | Orlando, Fla. (^) |
|----------|------------------------------|-------------------|

**VIRGINIA TECH (VT leads 4-1) H: 0-1 A: 1-1 N: 0-2**

|            |  |                      |
|------------|--|----------------------|
| 12/21/1983 | Mississippi State 89, Virginia Tech 87 | Blacksburg, Va. (f)  |
| 11/18/1985 | Virginia Tech 72, Mississippi State 66 | Starkville, Miss.    |
| 12/18/1993 | Virginia Tech 76, Mississippi State 61 | Malibu, Calif. (v)   |
| 12/29/1998 | Virginia Tech 73, Mississippi State 52 | Blacksburg, Va. (f)  |
| 11/29/2003 | Virginia Tech 63, Mississippi State 56 | St. Thomas, V.I. (z) |

**VOLUNTEER STATE [TENN.] CC (VSCC leads 1-0) H: 0-1 A: 0-0 N: 0-0**

|           |  |                   |
|-----------|--|-------------------|
| 1/25/1975 | Volunteer State CC 101, Mississippi State 79 | Starkville, Miss. |
|-----------|--|-------------------|

**WAGNER (MSU leads 1-0) H: 0-0 A: 1-0 N: 0-0**

|            |                                 |                    |
|------------|---------------------------------|--------------------|
| 12/29/1985 | Mississippi State 59, Wagner 58 | New York, N.Y. (!) |
|------------|---------------------------------|--------------------|

**WAKE FOREST (WFU leads 2-0) H: 0-0 A: 0-0 N: 0-2**

|            |                                      |                      |
|------------|--------------------------------------|----------------------|
| 12/18/1992 | Wake Forest 79, Mississippi State 72 | Birmingham, Ala. (T) |
| 12/28/1996 | Wake Forest 67, Mississippi State 51 | Greensboro, N.C. (*) |

**WASHINGTON STATE (WSU leads 1-0) H: 0-0 A: 0-0 N: 0-1**

|            |   |                   |
|------------|---|-------------------|
| 12/21/1997 | Washington State 61, Mississippi State 59 | Kona, Hawai'i (®) |
|------------|---|-------------------|

**WEST ALABAMA (MSU leads 4-1) H: 4-1 A: 0-0 N: 0-0**

|            |  |                   |
|------------|--|-------------------|
| 2/15/1983  | Mississippi State 80, West Alabama 53  | Starkville, Miss. |
| 1/31/1984  | Mississippi State 78, West Alabama 44  | Starkville, Miss. |
| 12/4/1989  | West Alabama 67, Mississippi State 66  | Starkville, Miss. |
| 2/3/1993   | Mississippi State 106, West Alabama 83 | Starkville, Miss. |
| 11/26/1993 | Mississippi State 95, West Alabama 49  | Starkville, Miss. |

**WESTERN KENTUCKY (WKU leads 1-0) H: 0-0 A: 0-1 N: 0-0**

|           |   |                        |
|-----------|---|------------------------|
| 3/22/2007 | Western Kentucky 56, Mississippi State 53 | Bowling Green, Ky. (t) |
|-----------|---|------------------------|

**WHITWORTH (WC leads 1-0) H: 0-1 A: 0-0 N: 0-0**

|           |                                    |                   |
|-----------|------------------------------------|-------------------|
| 1/19/1976 | Whitworth 72, Mississippi State 69 | Starkville, Miss. |
|-----------|------------------------------------|-------------------|

**WILLIAM CAREY (MSU leads 9-1) H: 8-1 A: 1-0 N: 0-0**

|            |   |                    |
|------------|---|--------------------|
| 1/30/1976  | Mississippi State 69, William Carey 53  | Hattiesburg, Miss. |
| 2/9/1976   | William Carey 69, Mississippi State 59  | Starkville, Miss.  |
| 12/10/1985 | Mississippi State 67, William Carey 62  | Starkville, Miss.  |
| 2/16/1987  | Mississippi State 90, William Carey 80  | Starkville, Miss.  |
| 12/14/1987 | Mississippi State 90, William Carey 56  | Starkville, Miss.  |
| 11/29/1989 | Mississippi State 85, William Carey 72  | Starkville, Miss.  |
| 1/29/1991  | Mississippi State 74, William Carey 43  | Starkville, Miss.  |
| 11/25/1991 | Mississippi State 76, William Carey 75  | Starkville, Miss.  |
| 1/10/1994  | Mississippi State 108, William Carey 51 | Starkville, Miss.  |
| 2/7/1995   | Mississippi State 100, William Carey 76 | Starkville, Miss.  |

**WINTHROP (Winthrop leads 1-0) H: 0-0 A: 0-0 N: 0-1**

|            |                                   |                           |
|------------|-----------------------------------|---------------------------|
| 11/20/2012 | Winthrop 61, Mississippi State 59 | Puerto Vallarta, Mex. (z) |
|------------|-----------------------------------|---------------------------|

**XAVIER (XU leads 4-2) H: 2-1 A: 0-3 N: 0-0**

|            |                                 |                   |
|------------|---------------------------------|-------------------|
| 12/31/2001 | Xavier 74, Mississippi State 72 | Cincinnati, Ohio  |
| 1/2/2003   | Mississippi State 78, Xavier 64 | Starkville, Miss. |
| 1/4/2009   | Xavier 51, Mississippi State 42 | Starkville, Miss. |
| 12/20/09   | Xavier 81, Mississippi State 60 | Cincinnati, Ohio  |
| 12/17/2010 | Xavier 61, Mississippi State 36 | Cincinnati, Ohio  |
| 11/14/11   | Mississippi State 71, Xavier 65 | Starkville, Miss. |

## TOURNAMENT LEGEND

|    |   |    |  |
|----|---|----|--|
| &  | AIAW Tournament                                   | #  | Lady Tiger Classic (Memphis, Tenn.)            |
| ^  | Big Four Challenge (Greensboro, N.C.)             | CE | Las Vegas Invitational                         |
| z  | Blue Mountain Classic (Blue Mountain, Miss.)      | AE | Louisiana Tech Invitational                    |
| f  | Budget Invitational (Chicago, Ill.)               | ¥  | Marriott Classic (Atlanta, Ga.)                |
| +  | Cancel Caribbean Challenge                        | #  | Memphis Classic (Memphis, Tenn.)               |
| +  | Cancel Caribbean Classic                          | %  | Miami Christmas Classic (Miami, Fla.)          |
| x  | Capstone Sheraton Invitational (Tuscaloosa, Ala.) | %  | Miami Jamboree (Miami, Fla.)                   |
| •  | Christmas City Classic (Bethlehem, Pa.)           | Δ  | MSU Classic                                    |
| Ⓚ  | Coaches vs. Cancer (Ames, Iowa)                   | ū  | MTSU Invitational                              |
| f  | Converse Classic (Blacksburg, Va.)                | P  | MUW Christmas Classic                          |
| o  | Coors Classic (Denver, Colo.)                     | ‡  | NCAA Tournament                                |
| =  | Dartmouth Invitational                            | !  | Northern Lights Tournament (Anchorage, Alaska) |
| »  | Dead River Company Classic (Orono, Maine)         | ≠  | Paradise Jam (St. Thomas, V.I.)                |
| f  | DePaul Invitational                               | ¶  | Peppermill Holiday Classic (Reno, Nev.)        |
| f  | Diamond Club Classic (Blacksburg, Va.)            | ∞  | Pizza Inn Classic (Jonesboro, Ark.)            |
| ō  | Georgia State Classic                             | *  | Queen's Classic (Plainview, Texas)             |
| L  | Georgia Tech Holiday Tournament                   | ð  | Radisson Classic (Atlanta, Ga.)                |
| £  | Gulf Coast Showcase (Naples, Fla.)                | j  | Rice Classic                                   |
| z  | Hardwood Tourn. of Hope (Puerto Vallarta, Mexico) | \$ | SEC Tournament                                 |
| c  | Harvard Classic                                   | «  | SW Airlines Shootout (Albuquerque, N.M.)       |
| ±  | Hilton Classic (Tallahassee, Fla.)                | μ  | Southern Invitational (Atlanta, Ga.)           |
| Ⓚ  | Kona Classic                                      | ^  | UCF Holiday Classic                            |
| IT | Lady Blazer Classic (Birmingham, Ala.)            | §  | UMKC Thanksgiving Classic                      |
| Δ  | Lady Bulldog Classic (Starkville, Miss.)          | Ω  | UNO Holiday Tournament                         |
| £  | Lady Eagle Classic (Hattiesburg, Miss.)           | Ω  | UNO Thanksgiving Classic                       |
| ý  | Lady Gamecock Classic (Columbia, S.C.)            | :  | Wagner Classic                                 |
| ~  | Lady Griz Classic (Missoula, Mont.)               | √  | Wave Classic (Malibu, Calif.)                  |
| z  | Lady Jaguar Classic (Mobile, Ala.)                | †  | WNIT Tournament                                |
| ▩  | Lady Kat Invitational (Lexington, Ky.)            | <  | Terrapin Classic (College Park, Md.)           |
| ý  | Lady Razorback Invitational (Fayetteville, Ark.)  |    |  |
| €  | Lady Tiger Classic (Clemson, S.C.)                |    |  |

# LATOYA THOMAS

**1999-2003**  
**6-2 / FORWARD**  
**GREENVILLE, MISS.**

Four-time Kodak all-American (00-01-02-03)  
Three-time Associated Press all-American (01-02-03)  
Basketball Times all-American (2002)  
U.S. Basketball Writers Association all-American (02-03)  
Women's Basketball Journal all-American (00-01)  
Women's Basketball Journal Freshman Team (2000)  
Gballmag.com all-American (01-02)  
WomensCollegeHoops.com all-American (01-03)

In her first season at MSU, LaToya Thomas became only the eighth freshman in the 25-year history of Kodak All-America honors to earn the award. After being named to the team all four years of her career, she became just the sixth player in women's basketball history to become a four-time Kodak All-American.

She left her mark in the SEC as well, becoming the first player in the conference to lead the league in scoring all four years of her career. She was a four-time first team all-SEC and AP all-SEC selection in addition to being ranked in the top 12 nationally in scoring during her career.

Thomas is the all-time leading scorer at State for both men and women with 2,981 career points. She still holds the Lady Bulldog records for field goals made, field goals attempted, field goal percentage, free throws made, free throws attempted, free throw percentage, rebounds and blocked shots.

In addition to her numerous all-America honors, Thomas was named the Senior CLASS Award winner, 2003 Mississippi Amateur Athlete of the Year and 2003 SEC Female Athlete of the Year.

Upon graduation, she became the first athlete from the state of Mississippi to be taken as a top pick in a professional draft, going No. 1 to the Cleveland Rockers in the 2003 WNBA Draft. After spending time with the San Antonio Silver Stars, Thomas went on to play for the Los Angeles Sparks.





# TAN WHITE

**2001-2005**  
**5-7 / GUARD**  
**TUPELO, MISS.**

WBCA All-American (2005)  
Associated Press all-American (2005)  
Basketball Times Freshman Team (2002)  
Women's Basketball Journal all-American (00-01)  
WomensCollegeHoops.com Freshman Team (2002)

After a stellar senior season, Tan White became the second Lady Bulldog in school history to be named a WBCA All-American. The 2005 Frances Pomeroy Naismith Award recipient led the nation in scoring for eight weeks with 23.5 points per game. A four-time all-SEC honoree, she was also named to the Associated Press All-America second team for her senior year performance.

Concluding her maroon and white career with 2,421 career points, White became just the second Lady Bulldog to reach the 2,000-point plateau on the way to owning five MSU career categories. The SEC's all-time career steals leader was also a finalist for the State Farm Wade Trophy, Naismith Award, Wooden Award, Senior CLASS Award and a semifinalist for the Collegiate Basketball Award of Excellence.

She finished in the top five nationally in scoring throughout her career. She graduated leading MSU in three-point field goals made, three-point field goals attempted, steals, blocked shots and field goals attempted.

After graduation, White was drafted as the second pick in the 2005 WNBA Draft by the Indiana Fever. She was the second Lady Bulldog to be drafted into the WNBA.





**LATOYA THOMAS**  
Forward  
Greenville, Miss.

National Player of the Year Finalist  
2001, 2002, 2003

Kodak All-America  
2000, 2001, 2002, 2003

Kodak/WBCA District III All-America  
2000, 2001, 2002, 2003

Associated Press All-America First Team  
2002, 2003

Associated Press All-America Second Team  
2001

Basketball Times All-America First Team  
2002

ESPN the Magazine Power Forward of the Year  
2001, 2002

ESPN.com Rookie of the Year  
2000

Gballmag.com All-America Second Team  
2001, 2002

Senior CLASS All-America and Player of the Year  
2003

Sports Illustrated for Women Freshman of the Year  
2000

USBWA All-America  
2002, 2003

USBWA Freshman of the Year  
2000

Women's Basketball Journal All-America  
2000, 2001

Women's Basketball Journal Freshman All-America and Freshman of the Year  
2000

WomensCollegeHoops.com All-America  
2001, 2003



**TAN WHITE**  
Guard  
Tupelo, Miss.

Kodak All-America  
2005

Kodak/WBCA District III All-America  
2005

Associated Press All-America Second Team  
2005

Frances Pomeroy Naismith Award  
2005

Basketball Times Freshman All-America  
2002

WomensCollegeHoops.com All-America  
2003

WomensCollegeHoops.com Freshman All-America  
2002



**JENNIFER FAMBROUGH**  
Guard/Forward  
Dixon, Tenn.

Women's Basketball Journal Freshman All-America  
1999



**ALEXIS RACK**  
Guard  
Franklin, La.

Gballmag.com Young All-America Team  
2007

Gillom Award  
2009, 2010

WBCA All-American Honorable Mention  
2010

**ASSOCIATED PRESS AWARDS**

*AP SEC Player of the Year*  
2003 LaToya Thomas  
2002 LaToya Thomas

*AP SEC Newcomer of the Year*  
2002 Tan White  
2000 LaToya Thomas

*AP All-Southeastern Conference*

|      |                      |                   |
|------|----------------------|-------------------|
| 2014 | Martha Alwal.....    | First Team        |
| 2013 | Martha Alwal.....    | Honorable Mention |
| 2012 | Diamber Johnson..... | Honorable Mention |
| 2005 | Tan White .....      | First Team        |
| 2004 | Tan White .....      | First Team        |
| 2003 | LaToya Thomas .....  | First Team        |
|      | Tan White .....      | First Team        |
| 2002 | LaToya Thomas .....  | First Team        |
|      | Tan White .....      | Second Team       |
| 2001 | LaToya Thomas .....  | First Team        |
| 2000 | LaToya Thomas .....  | First Team        |
|      | Nitra Perry .....    | Honorable Mention |
| 1999 | Nitra Perry .....    | Honorable Mention |

*AP SEC Coach of the Year*  
2000 Sharon Fanning

**MISSISSIPPI STATE SPORTS HALL OF FAME**



**POLLY BRANCH - 1994**



**WANDA CALHOUN - 1991**

## FIRST TEAM ALL-SEC SELECTIONS



**TONNETTE ALLEN**  
Forward  
Birmingham, Ala.  
1983



**KUNSHINGE SORRELL**  
Forward  
Booneville, Miss.  
1987, 1988



**SHARON THOMPSON**  
Forward  
Geiger, Ala.  
1998



**LATOYA THOMAS**  
Forward  
Greenville, Miss.  
2000, 2001, 2002, 2003



**TAN WHITE**  
Guard  
Tupelo, Miss.  
2002, 2004, 2005



**ALEXIS RACK**  
Guard  
Franklin, La.  
2009, 2010



**MARTHA ALWAL**  
Center  
Worthington, Minn.  
2014

## OTHER ALL-SEC SELECTIONS

|      |                     |             |      |                   |              |
|------|---------------------|-------------|------|-------------------|--------------|
| 2013 | Martha Alwal        | Second Team | 1996 | LaCharlotte Smith | Second Team  |
| 2012 | Diamber Johnson     | Second Team |      | Sharon Thompson   | Second Team  |
| 2011 | Mary Kathryn Govero | Second Team | 1995 | LaCharlotte Smith | Second Team  |
| 2010 | Armelle Lumanu      | Second Team | 1994 | Tiffany Booker    | Second Team  |
| 2003 | Tan White           | Second Team | 1993 | Charetta Robinson | Second Team  |
| 2001 | Jennifer Fambrough  | Second Team | 1992 | Lisa Scott        | Hon. Mention |
| 2000 | Jennifer Fambrough  | Second Team | 1990 | Sophie Ratliff    | Second Team  |
| 1999 | Jennifer Fambrough  | Second Team | 1989 | Sophie Ratliff    | Second Team  |
| 1997 | Jemmye Ann Helms    | Second Team |      |                   |              |

## SEC ALL-FRESHMAN TEAM

|      |                     |      |  |                 |
|------|---------------------|------|--|-----------------|
| 2014 | Breanna Richardson  | 2002 |  | Tan White       |
| 2012 | Martha Alwal        | 2000 |  | LaToya Thomas   |
| 2008 | Mary Kathryn Govero | 1995 |  | Sharon Thompson |
| 2007 | Alexis Rack         | 1989 |  | Lisa Scott      |
| 2006 | Robin Porter        |      |  |                 |

## SEC PLAYERS OF THE WEEK

|      |               |                               |      |                    |              |
|------|---------------|-------------------------------|------|--------------------|--------------|
| 2014 | Martha Alwal  | .....Dec. 16, Feb. 24         | 1999 | Jennifer Fambrough | .....Feb. 1  |
| 2010 | Alexis Rack   | .....Nov. 22, Dec. 13         | 1996 | Sharon Thompson    | .....Jan. 8  |
| 2008 | Alexis Rack   | .....Dec. 15                  | 1993 | Charetta Robinson  | .....Jan. 25 |
| 2005 | Tan White     | .....Dec. 6                   | 1990 | Sophie Ratliff     | .....Dec. 4  |
| 2003 | LaToya Thomas | .....Nov. 25, Feb. 24         | 1989 | Sherryl Robinson   | .....Feb. 6  |
| 2002 | LaToya Thomas | .....Jan. 14, Feb. 4, Feb. 25 | 1988 | Kunshinge Sorrell  | .....Jan. 6  |
|      | Tan White     | .....Dec. 26                  | 1987 | Kunshinge Sorrell  | .....Feb. 3  |
| 2001 | LaToya Thomas | .....Nov. 27, Feb. 19         |      |                    |              |

## SEC FRESHMEN OF THE WEEK

|      |                      |              |      |                    |                      |
|------|----------------------|--------------|------|--------------------|----------------------|
| 2014 | Dominique Dillingham | .....Dec. 23 | 2007 | Tysheka Grimes     | .....Dec. 24         |
|      | Breanna Richardson   | .....Feb. 17 |      | Alexis Rack        | .....Jan. 1, Jan. 29 |
| 2013 | Sherise Williams     | .....Dec. 17 |      | Bethany Washington | .....Jan. 29         |
| 2012 | Martha Alwal         | .....Nov. 14 |      |                    |                      |

## ALL-SEC DEFENSIVE TEAM

|      |                |      |                |
|------|----------------|------|----------------|
| 2014 | Martha Alwal   | 2009 | Armelle Lumanu |
| 2013 | Martha Alwal   |      | Chanel Mokango |
| 2012 | Porsha Porter  |      |                |
| 2010 | Armelle Lumanu |      |                |
| 2010 | Chanel Mokango |      |                |

## SEC COMMUNITY SERVICE TEAM

|      |                     |                  |                   |
|------|---------------------|------------------|-------------------|
| 2014 | Candace Foster      | 2008             | Lauren Roberts    |
| 2013 | Candace Foster      | 2006, 2007       | Bethany Workman   |
| 2012 | Brittany Young      | 2003, 2004, 2005 | Rebecca Kates     |
| 2011 | Mary Kathryn Govero | 2002             | Meagan O'Nan      |
| 2010 | Bethany Washington  | 2000, 2001       | Meadow Overstreet |
| 2009 | Lauren Roberst      | 1999             | Elizabeth Wamsley |

## OTHER SEC AWARDS

|      |                     |  |
|------|---------------------|--|
| 2014 | Martha Alwal        | SEC Co-Defensive Player of the Year            |
| 2011 | Mary Kathryn Govero | SEC Scholar-Athlete of the Year                |
| 2010 | Armelle Lumanu      | SEC Defensive Player of the Year               |
| 2003 | LaToya Thomas       | Female Athlete of the Year                     |
|      |                     | SEC Player of the Year                         |
| 2001 | LaToya Thomas       | SEC All-Tournament Team                        |
| 2000 | LaToya Thomas       | SEC Freshman of the Year                       |
|      |                     | SEC All-Tournament Team MVP                    |
|      | Angie Harris        | SEC All-Tournament Team                        |
|      | Nitra Perry         | SEC All-Tournament Team                        |
|      | Sharon Fanning      | Coach of the Year                              |
| 1994 | Tammy Newlon        | Boyd McWhorter SEC Student-Athlete of the Year |

## C SPIRE GILLOM TROPHY

The C Spire GilloM Trophy is presented annually by the Mississippi Sports Hall of Fame to the top women's college basketball player in the state of Mississippi. The award was first presented in 2008.




**ALEXIS RACK**  
2009 (Winner)  
2010 (Winner)



**MARTHA ALWAL**  
2013 (Winner)  
2014 (Finalist)

# 1,000-POINT CLUB



**LATOYA THOMAS**

1999-2003  
2,981 points  
Forward  
Greenville, Miss.

| season        | gp         | fgm-fga          | pct.        | ftm-fta        | pct.        | pts.-avg.        |
|---------------|------------|------------------|-------------|----------------|-------------|------------------|
| 1999-00       | 32         | 260-456          | .570        | 142-181        | .785        | 672-21.0         |
| 2000-01       | 31         | 276-504          | .548        | 195-265        | .736        | 752-24.3         |
| 2001-02       | 31         | 286-502          | .570        | 190-245        | .776        | 763-24.6         |
| 2002-03       | 31         | 297-562          | .528        | 182-223        | .816        | 794-25.6         |
| <b>TOTALS</b> | <b>125</b> | <b>1119-2024</b> | <b>.553</b> | <b>709-914</b> | <b>.776</b> | <b>2981-23.8</b> |



**SHARON THOMPSON**

1994-1998  
1,526 points  
Center  
Geiger, Ala.

| season        | gp         | fgm-fga         | pct.        | ftm-fta        | pct.        | pts.-avg.        |
|---------------|------------|-----------------|-------------|----------------|-------------|------------------|
| 1994-95       | 27         | 134-318         | .421        | 76-138         | .551        | 346-12.8         |
| 1995-96       | 24         | 132-273         | .484        | 99-157         | .631        | 371-15.5         |
| 1996-97       | 27         | 125-297         | .421        | 68-127         | .535        | 322-11.9         |
| 1997-98       | 29         | 175-405         | .432        | 123-180        | .683        | 487-16.8         |
| <b>TOTALS</b> | <b>107</b> | <b>566-1293</b> | <b>.438</b> | <b>366-602</b> | <b>.608</b> | <b>1526-14.3</b> |



**TAN WHITE**

2001-2005  
2,421 points  
Guard  
Tupelo, Miss.

| season        | gp         | fgm-fga         | pct.        | ftm-fta        | pct.        | pts.-avg.        |
|---------------|------------|-----------------|-------------|----------------|-------------|------------------|
| 2001-02       | 31         | 227-533         | .426        | 68-109         | .624        | 575-18.5         |
| 2002-03       | 32         | 220-510         | .431        | 78-106         | .736        | 580-18.1         |
| 2003-04       | 29         | 205-493         | .416        | 129-158        | .816        | 585-20.2         |
| 2004-05       | 29         | 241-566         | .426        | 138-184        | .750        | 681-23.5         |
| <b>TOTALS</b> | <b>121</b> | <b>893-2102</b> | <b>.425</b> | <b>413-557</b> | <b>.741</b> | <b>2421-20.0</b> |



**POLLY BRANCH**

1982-1987  
1,518 points  
Guard  
Duck Hill, Miss.

| season        | gp         | fgm-fga         | pct.        | ftm-fta        | pct.        | pts.-avg.        |
|---------------|------------|-----------------|-------------|----------------|-------------|------------------|
| 1982-83       | 28         | 161-410         | .393        | 74-91          | .813        | 396-14.1         |
| 1983-84       | 25         | 131-357         | .367        | 70-79          | .633        | 312-12.5         |
| 1985-86       | 28         | 185-473         | .391        | 63-96          | .656        | 433-15.5         |
| 1986-87       | 30         | 172-414         | .415        | 33-42          | .786        | 377-12.6         |
| <b>TOTALS</b> | <b>111</b> | <b>649-1654</b> | <b>.392</b> | <b>220-308</b> | <b>.714</b> | <b>1518-13.7</b> |



**ALEXIS RACK**

2006-2010  
1,756 points  
Guard  
Franklin, La.

| season        | gp         | fgm-fga         | pct.        | ftm-fta        | pct.        | pts.-avg.        |
|---------------|------------|-----------------|-------------|----------------|-------------|------------------|
| 2006-07       | 32         | 105-313         | .335        | 57-79          | .722        | 331-10.3         |
| 2007-08       | 31         | 112-373         | .300        | 51-77          | .662        | 357-11.5         |
| 2008-09       | 33         | 155-450         | .344        | 95-114         | .833        | 491-14.9         |
| 2009-10       | 33         | 188-511         | .368        | 108-310        | .348        | 577-17.5         |
| <b>TOTALS</b> | <b>129</b> | <b>560-1647</b> | <b>.340</b> | <b>296-387</b> | <b>.765</b> | <b>1756-13.6</b> |



**LAURA SPRINGER**

1977-1981  
1,340 points  
Guard  
Memphis, Tenn.

| season        | gp         | fgm-fga         | pct.        | ftm-fta        | pct.        | pts.-avg.        |
|---------------|------------|-----------------|-------------|----------------|-------------|------------------|
| 1977-78       | 31         | 128-275         | .465        | 88-126         | .698        | 344-11.1         |
| 1978-79       | 27         | 138-278         | .496        | 65-88          | .739        | 341-12.6         |
| 1979-80       | 30         | 125-257         | .486        | 76-98          | .776        | 326-10.9         |
| 1980-81       | 29         | 135-300         | .450        | 59-84          | .702        | 329-11.3         |
| <b>TOTALS</b> | <b>117</b> | <b>526-1110</b> | <b>.474</b> | <b>288-396</b> | <b>.727</b> | <b>1340-11.5</b> |



**JENNIFER FAMBROUGH**

1998-2002  
1,677 points  
Forward  
Dickson, Tenn.

| season        | gp         | fgm-fga         | pct.        | ftm-fta        | pct.        | pts.-avg.        |
|---------------|------------|-----------------|-------------|----------------|-------------|------------------|
| 1998-99       | 28         | 171-302         | .566        | 141-173        | .815        | 490-17.5         |
| 1999-00       | 32         | 158-348         | .454        | 87-117         | .744        | 420-13.1         |
| 2000-01       | 31         | 164-331         | .495        | 102-137        | .745        | 451-14.5         |
| 2001-02       | 26         | 113-237         | .477        | 66-84          | .786        | 316-12.2         |
| <b>TOTALS</b> | <b>117</b> | <b>606-1218</b> | <b>.498</b> | <b>396-511</b> | <b>.775</b> | <b>1677-14.3</b> |



**KUNSHINGE SORRELL**

1986-1988  
1,292 points  
Forward  
Booneville, Miss.

| season        | gp        | fgm-fga         | pct.        | ftm-fta        | pct.        | pts.-avg.        |
|---------------|-----------|-----------------|-------------|----------------|-------------|------------------|
| 1986-87       | 30        | 257-699         | .368        | 116-152        | .763        | 630-21.0         |
| 1987-88       | 32        | 248-628         | .395        | 118-176        | .670        | 662-20.7         |
| <b>TOTALS</b> | <b>62</b> | <b>505-1327</b> | <b>.381</b> | <b>234-328</b> | <b>.713</b> | <b>1292-20.8</b> |



**LACHARLOTTE SMITH**

1992-1996  
1,533 points  
Guard  
Aakvale, Miss.

| season        | gp         | fgm-fga         | pct.        | ftm-fta        | pct.        | pts.-avg.        |
|---------------|------------|-----------------|-------------|----------------|-------------|------------------|
| 1992-93       | 27         | 89-247          | .360        | 69-97          | .711        | 265-9.8          |
| 1993-94       | 25         | 117-316         | .370        | 87-117         | .744        | 420-13.1         |
| 1994-95       | 27         | 147-411         | .358        | 98-130         | .754        | 444-16.4         |
| 1995-96       | 27         | 153-452         | .338        | 129-172        | .750        | 483-17.9         |
| <b>TOTALS</b> | <b>106</b> | <b>506-1426</b> | <b>.355</b> | <b>379-526</b> | <b>.721</b> | <b>1533-14.5</b> |



**SOPHIE RATLIFF**

1986-1990  
1,198 points  
Center  
Biloxi, Miss.

| season        | gp         | fgm-fga        | pct.        | ftm-fta        | pct.        | pts.-avg.        |
|---------------|------------|----------------|-------------|----------------|-------------|------------------|
| 1986-87       | 30         | 72-144         | .500        | 42-80          | .525        | 186-6.2          |
| 1987-88       | 32         | 124-230        | .539        | 68-116         | .586        | 316-9.9          |
| 1988-89       | 27         | 128-222        | .577        | 83-144         | .576        | 339-12.6         |
| 1989-90       | 28         | 130-249        | .522        | 97-159         | .610        | 357-12.8         |
| <b>TOTALS</b> | <b>117</b> | <b>454-845</b> | <b>.537</b> | <b>290-499</b> | <b>.581</b> | <b>1198-10.2</b> |





## MARY BOATWRIGHT

1979-1981  
1,177 points  
Guard  
Memphis, Tenn.

| season        | gp        | fgm-fga         | pct.        | ftm-fta        | pct.        | pts.-avg.        |
|---------------|-----------|-----------------|-------------|----------------|-------------|------------------|
| 1979-80       | 30        | 313-647         | .484        | 63-82          | .768        | 689-23.0         |
| 1980-81       | 29        | 212-466         | .455        | 64-89          | .719        | 488-16.8         |
| <b>TOTALS</b> | <b>59</b> | <b>525-1113</b> | <b>.472</b> | <b>127-171</b> | <b>.743</b> | <b>1177-19.9</b> |



## ANN LASHLEY

1984-1988  
1,086 points  
Forward  
Coventry, England

| season        | gp         | fgm-fga        | pct.        | ftm-fta        | pct.        | pts.-avg.       |
|---------------|------------|----------------|-------------|----------------|-------------|-----------------|
| 1984-85       | 27         | 57-134         | .425        | 40-61          | .656        | 154-5.7         |
| 1985-86       | 28         | 162-289        | .561        | 72-135         | .533        | 396-14.1        |
| 1986-87       | 30         | 84-156         | .538        | 46-87          | .529        | 214-7.1         |
| 1987-88       | 31         | 136-240        | .567        | 50-90          | .556        | 322-10.4        |
| <b>TOTALS</b> | <b>116</b> | <b>439-819</b> | <b>.536</b> | <b>208-373</b> | <b>.558</b> | <b>1086-9.4</b> |



## MARY KATHRYN GOVERO

2007-2011  
1,173 points  
Guard/Forward  
Clinton, Miss.


| season        | gp         | fgm-fga         | pct.        | ftm-fta       | pct.        | pts.-avg.       |
|---------------|------------|-----------------|-------------|---------------|-------------|-----------------|
| 2007-08       | 31         | 79-209          | .378        | 22-30         | .733        | 186-6.0         |
| 2008-09       | 33         | 89-213          | .418        | 15-20         | .750        | 224-6.8         |
| 2009-10       | 34         | 140-332         | .422        | 27-30         | .900        | 381-11.2        |
| 2010-11       | 30         | 146-368         | .397        | 19-25         | .760        | 382-12.7        |
| <b>TOTALS</b> | <b>128</b> | <b>454-1112</b> | <b>.405</b> | <b>83-105</b> | <b>.790</b> | <b>1173-9.2</b> |



## TYSHEKA GRIMES

2006-2010  
1,071 points  
Forward  
Baton Rouge, La.

| season        | gp         | fgm-fga         | pct.        | ftm-fta        | pct.        | pts.-avg.       |
|---------------|------------|-----------------|-------------|----------------|-------------|-----------------|
| 2006-07       | 30         | 90-250          | .360        | 28-42          | .667        | 239-8.0         |
| 2007-08       | 31         | 121-336         | .360        | 72-103         | .699        | 340-11.0        |
| 2008-09       | 30         | 87-240          | .363        | 36-51          | .706        | 233-7.8         |
| 2009-10       | 24         | 105-261         | .402        | 30-47          | .638        | 259-10.8        |
| <b>TOTALS</b> | <b>115</b> | <b>403-1087</b> | <b>.371</b> | <b>166-243</b> | <b>.683</b> | <b>1071-9.3</b> |



## LISA SCOTT

1988-1992  
1,145 points  
Guard  
Forest, Miss.

| season        | gp         | fgm-fga         | pct.        | ftm-fta        | pct.        | pts.-avg.        |
|---------------|------------|-----------------|-------------|----------------|-------------|------------------|
| 1988-89       | 23         | 75-202          | .371        | 42-63          | .667        | 192-8.4          |
| 1989-90       | 28         | 116-280         | .414        | 39-61          | .639        | 273-9.8          |
| 1990-91       | 27         | 145-354         | .410        | 65-105         | .619        | 359-13.3         |
| 1991-92       | 28         | 118-292         | .404        | 82-113         | .726        | 321-11.5         |
| <b>TOTALS</b> | <b>106</b> | <b>454-1128</b> | <b>.403</b> | <b>228-342</b> | <b>.667</b> | <b>1145-10.8</b> |



## MARTHA ALWAL

2008-present  
1,063 points  
Center  
Worthington, Minn.

| season       | gp        | fgm-fga        | pct.        | ftm-fta        | pct.        | pts.-avg.        |
|--------------|-----------|----------------|-------------|----------------|-------------|------------------|
| 2011-12      | 30        | 68-171         | .398        | 25-42          | .595        | 161-5.4          |
| 2012-13      | 30        | 133-292        | .455        | 97-123         | .789        | 364-12.1         |
| 2013-14      | 36        | 195-396        | .492        | 148-215        | .688        | 538-14.9         |
| <b>TOTAL</b> | <b>96</b> | <b>396-859</b> | <b>.461</b> | <b>270-380</b> | <b>.711</b> | <b>1063-11.1</b> |



## NITRA PERRY

1996-2000  
1,124 points  
Guard  
Pine Bluff, Ark.

| season        | gp         | fgm-fga        | pct.        | ftm-fta        | pct.        | pts.-avg.       |
|---------------|------------|----------------|-------------|----------------|-------------|-----------------|
| 1996-97       | 27         | 53-130         | .408        | 22-42          | .524        | 144-5.3         |
| 1997-98       | 29         | 102-225        | .453        | 53-77          | .688        | 263-9.1         |
| 1998-99       | 28         | 133-317        | .420        | 63-103         | .612        | 357-12.8        |
| 1999-00       | 32         | 128-284        | .451        | 75-100         | .750        | 360-11.3        |
| <b>TOTALS</b> | <b>116</b> | <b>416-956</b> | <b>.435</b> | <b>213-322</b> | <b>.661</b> | <b>1124-9.7</b> |



## DIAMBER JOHNSON

2008-2012  
1,052 points  
Guard  
Pontotoc, Miss.

| season        | gp         | fgm-fga         | pct.        | ftm-fta        | pct.        | pts.-avg.       |
|---------------|------------|-----------------|-------------|----------------|-------------|-----------------|
| 2008-09       | 32         | 32-78           | .410        | 11-12          | .917        | 88-2.8          |
| 2009-10       | 34         | 48-139          | .345        | 28-35          | .800        | 139-4.1         |
| 2010-11       | 30         | 148-404         | .366        | 56-77          | .727        | 385-12.8        |
| 2011-12       | 30         | 161-453         | .355        | 83-111         | .748        | 440-14.7        |
| <b>TOTALS</b> | <b>126</b> | <b>389-1074</b> | <b>.362</b> | <b>178-235</b> | <b>.757</b> | <b>1052-8.3</b> |



## WANDA CALHOUN

1974-1977  
1,090 points  
Forward  
Forest, Miss.

| season        | gp        | fgm-fga        | pct.      | ftm-fta        | pct.        | pts.-avg.        |
|---------------|-----------|----------------|-----------|----------------|-------------|------------------|
| 1974-75       | 20        | 119-NA         | --        | 33-49          | .673        | 271-13.6         |
| 1975-76       | 25        | 194-375        | .517      | 71-92          | .772        | 459-18.4         |
| 1976-77       | 21        | 156-318        | .491      | 48-62          | .774        | 360-17.1         |
| <b>TOTALS</b> | <b>66</b> | <b>459-693</b> | <b>--</b> | <b>152-203</b> | <b>.749</b> | <b>1090-16.5</b> |



## ROBIN PORTER

2005-2009  
1,041 points  
Forward  
Abbeville, Ala.

| season        | gp         | fgm-fga         | pct.        | ftm-fta        | pct.        | pts.-avg.       |
|---------------|------------|-----------------|-------------|----------------|-------------|-----------------|
| 2005-06       | 28         | 113-288         | .392        | 52-66          | .788        | 297-10.6        |
| 2006-07       | 30         | 107-278         | .385        | 39-62          | .629        | 277-9.2         |
| 2007-08       | 31         | 87-222          | .392        | 30-35          | .857        | 211-6.8         |
| 2008-09       | 33         | 111-243         | .457        | 29-40          | .725        | 256-7.8         |
| <b>TOTALS</b> | <b>122</b> | <b>418-1031</b> | <b>.405</b> | <b>150-203</b> | <b>.739</b> | <b>1041-8.5</b> |

- A / B -

|                            |                     |
|----------------------------|---------------------|
| Allen, Tonnette.....       | 1982-1983           |
| Alwal, Martha.....         | 2012-2013-2014      |
| Anderson, Seneca.....      | 2001-2002-2003-2004 |
| Barr, Tara.....            | 1992-1993           |
| Barrow, Maggie.....        | 1983                |
| Battle, Michelle.....      | 1982-1983-1984      |
| Belcher, Reona.....        | 1978                |
| Benemon, Dana.....         | 2000-2001           |
| Benson, Litisha.....       | 1999                |
| Bett, Catina.....          | 2011-2012           |
| Billingslea, Ashleigh..... | 2010                |
| Billingsley, Lisa.....     | 1981                |
| Boatwright, Mary.....      | 1980-1981           |
| Bolin, Lisa.....           | 1977-1978           |
| Booker, Tiffany.....       | 1993-1994           |
| Braddock, Bobbie Sue.....  | 1990-1991           |
| Branch, Polly.....         | 1983-1984-1986-1987 |
| Bridgeman, Lisa.....       | 1978                |
| Brown, Ashley.....         | 2011-2012           |
| Brown, Donna.....          | 1990-1991-1992-1993 |
| Bullock, Ella.....         | 1990-1991           |
| Burns, Tania.....          | 2004-2005           |
| Burton, Tiffany.....       | 2003-2004           |
| Bush, Kadondra.....        | 1994-1995           |
| Butler, Sandra.....        | 1983-1984-1985-1986 |

- C -

|                        |                     |
|------------------------|---------------------|
| Calhoun, Tutti.....    | 1975-1976-1977      |
| Campbell, Channa.....  | 2007-2008-2009-2010 |
| Carter, Jessica.....   | 2001-2002-2003-2004 |
| Carter, Savannah.....  | 2014                |
| Casher, Daisy.....     | 1984-1985           |
| Castle, Christine..... | 1984-1985-1986-1987 |
| Chapel, Ketara.....    | 2014                |
| Chekwa, Blessing.....  | 2003-2004-2005-2006 |
| Clark, Vick.....       | 1976                |
| Cross, Carla.....      | 1978                |

- D/E/F -

|                            |                     |
|----------------------------|---------------------|
| Delk, Linda.....           | 1976                |
| Derricks, Ida.....         | 1989-1990-1991-1992 |
| Dillingham, Dominique..... | 2014                |
| Douglas, Lora Lee.....     | 1989                |
| Dudley, Melinda.....       | 1978-1979-1980-1981 |
| Dunn, Elyseia.....         | 2011                |
| Fambrough, Jennifer.....   | 1999-2000-2001-2002 |
| Farris, Stacie.....        | 1995-1996-1997-1998 |
| Faulkner, Mary Lee.....    | 1977-1978-1979      |
| Ferguson, Ebonie.....      | 2002-2003-2004-2005 |
| Foster, Candace.....       | 2011-2012-2013-2014 |
| Friday, Chastity.....      | 1994-1995           |

- G -

|                           |                     |
|---------------------------|---------------------|
| Gathers, Landy.....       | 1987                |
| Gaynor, Darriel.....      | 2011-2012-2013      |
| Giles, Peggy.....         | 1981                |
| Gill, Jackie.....         | 1988                |
| Gillespie, Shenita.....   | 2006-2007           |
| Gossage, Michelle.....    | 1992-1993-1994      |
| Govero, Mary Kathryn..... | 2008-2009-2010-2011 |
| Graham, Courtney.....     | 2000-2001-2002      |
| Graham, LaToya.....       | 1996-1997-1998-1999 |
| Grant, Kendra.....        | 2012-2013-2014      |
| Green, Pam.....           | 1991                |
| Grimes, Louise.....       | 1981-1982           |
| Grimes, Tysheka.....      | 2007-2008-2009-2010 |

- H -

|                          |                     |
|--------------------------|---------------------|
| Hagler, Alexandria.....  | 2005                |
| Hale, Ginger.....        | 1975                |
| Hall, Cynthia.....       | 1998-1999-2000-2001 |
| Harrington, Deidra.....  | 1985-1986           |
| Harris, Angela.....      | 1997-1998-1999-2000 |
| Harris, Julian.....      | 1977-1978-1979-1980 |
| Harris, Tina.....        | 1987-1988-1989-1990 |
| Hathorn, Dana.....       | 1975                |
| Helms, Jemmye Ann.....   | 1993-1995-1996-1997 |
| Henderson, Natasha.....  | 2004-2005-2006      |
| Herbert, Missy.....      | 1982                |
| Hilliard, Chalandra..... | 2003-2004-2005-2006 |
| Hinton, Arlisa.....      | 1994-1995           |
| Hollis, Heather.....     | 2006-2007           |
| Humphrey, Gwen.....      | 1984                |
| Hunholz, Corey.....      | 1994-1995           |

- I/J -

|                        |                     |
|------------------------|---------------------|
| Ivey, Valerie.....     | 1986                |
| Jackson, Imesia.....   | 2007-2008           |
| Jaeger, Stephanie..... | 1975-1976           |
| James, Jerica.....     | 2012-2013-2014      |
| Jarrett, Charitah..... | 2001                |
| Jarrett, Ilisha.....   | 1998-1999-2000      |
| Jeffries, Robin.....   | 1986                |
| Jenkins, Lola.....     | 1975                |
| Johnson, Diamber.....  | 2009-2010-2011-2012 |
| Johnson, Miayorka..... | 2005-2006-2007-2008 |
| Johnson, Natasha.....  | 1992-1993           |
| Jones, Ashley.....     | 2010                |
| Jones, Melodie.....    | 1996-1997           |
| Jones, Pam.....        | 1982-1983           |
| Jones, Renea.....      | 2001-2002-2003      |

- K/L -

|                      |                     |
|----------------------|---------------------|
| Kalonda, Rima.....   | 2009-2010           |
| Kates, Rebecca.....  | 2002-2003-2004-2005 |
| Landers, Carrie..... | 2007-2008           |
| Lashley, Ann.....    | 1985-1986-1987-1988 |
| Leonard, Susan.....  | 1975                |
| Lewis, Anissa.....   | 1994                |
| Lumanu, Armelle..... | 2009-2010           |
| Lyles, Martha.....   | 1975                |

- M -

|                       |                     |
|-----------------------|---------------------|
| Martin, Tamela.....   | 2000                |
| May, Katia.....       | 2011-2012-2013-2014 |
| McCall, Vickie.....   | 1978-1979-1980      |
| McCullum, Wanda.....  | 1996                |
| McGhee, Faith.....    | 2003-2004           |
| McKinney, Mamie.....  | 2003-2004-2005-2006 |
| McKissack, Kathy..... | 1976-1977           |
| Meadows, Sonya.....   | 1981                |
| Miller, Denise.....   | 1975                |
| Minor, Daisy.....     | 1977-1978-1979      |
| Moffett, Kathy.....   | 1978-1980-1981      |
| Mokango, Chanel.....  | 2009-2010           |
| Moore, Tiffany.....   | 2003                |
| Morrison, Marie.....  | 1979-1980           |
| Moss, Diane.....      | 1983-1984           |
| Murphy, Eileen.....   | 1977                |

- N/O -

|                         |                     |
|-------------------------|---------------------|
| Neville, Susan.....     | 1984                |
| Newlon, Tammy.....      | 1991-1992-1993-1994 |
| Newsome, Ashley.....    | 2011                |
| Northcutt, Carla.....   | 1993                |
| Novotny, Shelli.....    | 1994                |
| O'Nan, Meagan.....      | 2002                |
| Overstreet, Meadow..... | 1998-1999-2000-2001 |

- P -

|                       |                     |
|-----------------------|---------------------|
| Patrick, Kathy.....   | 1982                |
| Penn, Angela.....     | 1984-1985           |
| Perry, Jackie.....    | 1988                |
| Perry, Nitra.....     | 1997-1998-1999-2000 |
| Phillips, Fonda.....  | 1982-1983-1984-1985 |
| Pierce, Macsanna..... | 1980-1981-1982-1983 |
| Porter, Evette.....   | 1995-1996-1997-1998 |
| Porter, Porsha.....   | 2011-2012           |
| Porter, Robin.....    | 2006-2007-2008-2009 |
| Pouncey, Alicia.....  | 1985-1986-1987-1988 |
| Prather, Marilyn..... | 1976-1977           |
| Price, LaToya.....    | 1996                |
| Prince, Suzanne.....  | 1975                |

- R -

|                          |                      |
|--------------------------|----------------------|
| Rack, Alexis.....        | 2007-2008-2009-2010  |
| Ramagos, Caroline.....   | 1993-1994-1995       |
| Ramsey, BeBe.....        | 1976                 |
| Ratliff, Sophie.....     | 1987-1988-1989-1990  |
| Rector, Danielle.....    | 2008, 2010-2011-2012 |
| Reeder, Amy.....         | 2005-2006-2007       |
| Reid, Natasha.....       | 1998-1999            |
| Reliford, John.....      | 2006-2007            |
| Reynolds, Dennie.....    | 1989-1990            |
| Richard, Marneshia.....  | 2006-2007-2008       |
| Richardson, Breanna..... | 2014                 |
| Roberts, Lauren.....     | 2006-2007-2008-2009  |
| Robinson, Charetta.....  | 1992-1993            |
| Robinson, Shamia.....    | 2012-2013            |
| Robinson, Sheryl.....    | 1989-1990            |
| Robinson, Wilma.....     | 1975                 |
| Rogers, Pam.....         | 1976-1977-1978       |
| Rucker, Jennifer.....    | 1991                 |
| Russum, Jason.....       | 2004-2005-2006-2007  |

- S -

|                           |                     |
|---------------------------|---------------------|
| Sanders, Ann.....         | 1987-1988-1989-1990 |
| Scott, Lisa.....          | 1989-1990-1991-1992 |
| Scott, Sabrina.....       | 1995-1996-1997-1998 |
| Seaton, Tonya.....        | 1991-1992-1993-1994 |
| Sentimore, Ashley.....    | 2004                |
| Simmons, Erica.....       | 1990-1991-1992-1993 |
| Sims, Gail.....           | 1979-1980           |
| Sippel, Lyndi.....        | 2001-2002           |
| Sitton, Tiffany.....      | 1997                |
| Smith, Justin.....        | 2006-2007           |
| Smith, LaCharlotte.....   | 1993-1994-1995-1996 |
| Sorrell, Kunshinge.....   | 1987-1988           |
| Springer, Laura.....      | 1978-1979-1980-1981 |
| Stephens, Deborah.....    | 1976-1977-1980      |
| Stinson, Desiree.....     | 1982-1983-1984      |
| Stokes, Cara.....         | 1984-1985-1986      |
| Stringfellow, Keisha..... | 1999-2000-2001-2002 |

- T -

|                       |                     |
|-----------------------|---------------------|
| Tabala, Judith.....   | 2011-2012           |
| Tate, Donnisha.....   | 2008-2009           |
| Thomas, Barbara.....  | 1997-1998-1999-2000 |
| Thomas, LaToya.....   | 2000-2001-2002-2003 |
| Thomas, Melissa.....  | 1989-1990-1991-1992 |
| Tribble, Annette..... | 1975-1976           |
| Thompson, Sharon..... | 1995-1996-1997-1998 |

- W/Y -

|                           |                     |
|---------------------------|---------------------|
| Walker, Shirley.....      | 1989-1990           |
| Wamsley, Elizabeth.....   | 1997-1998-1999-2000 |
| Ward, Jessy.....          | 2013                |
| Wash, J'Net.....          | 2013-2014           |
| Washington, Bethany.....  | 2007-2008-2009-2010 |
| Warren, Doceide.....      | 2003-2004-2005-2006 |
| Westerfield, Lakia.....   | 1998-1999-2000-2001 |
| White, Tan.....           | 2002-2003-2004-2005 |
| Wilkins, Shai.....        | 2008                |
| Williams, Carnecia.....   | 2012-2013           |
| Williams, Sherise.....    | 2013-2014           |
| Williams, Randi.....      | 2000-2001           |
| Willoughby, Maribeth..... | 2005                |
| Woods, Belinda.....       | 1979-1980-1981-1982 |
| Workman, Bethany.....     | 2006-2007           |
| Young, Brittany.....      | 2011-2012-2013      |
| Young, Katherine.....     | 2007                |

Mississippi State is a comprehensive doctoral-degree-granting institution offering a diverse student body a wide range of opportunities and challenges for learning and growth.

The largest university in the Magnolia State, MSU has a state-wide enrollment of more than 21,000 students, and is accredited by the Southern Association of Colleges and Schools Commission on Colleges to award baccalaureate, masters, specialists and doctorate degrees.

Established in 1878 as the Agricultural and Mechanical College of Mississippi, the university has traditional strengths in engineering and scientific agriculture but has evolved into a comprehensive institution with a diverse array of programs in teaching, research, and service.

The University began as The Agricultural and Mechanical College of the State of Mississippi, one of the national Land-Grant Colleges established after Congress had passed the Morrill Act in 1862. It was created by the Mississippi Legislature on February 28, 1878, to fulfill the mission of offering training in “agriculture, horticulture and the mechanical arts . . . without excluding other scientific and classical studies, including military tactics.”

The College received its first students in the fall of 1880 in the presidency of Confederate General Stephen D. Lee. In 1887 Congress passed the Hatch Act, which provided for the establishment of the Agricultural Experiment Station in 1888. Two other pieces of federal legislation provided funds for extending the mission of the College: in 1914, the Smith-Lever Act called for “instruction in practical agriculture and home economics to persons not attendant or resident,” thus creating the state-wide effort which led to Extension offices in every county in the State; and, in 1917, the Smith-Hughes Act provided for the training of teachers in vocational education.

By 1932, when the Legislature renamed the College as Mississippi State College, it consisted of the Agricultural Experiment Station (1887), the College of Engineering (1902), the College of Agriculture (1903), the School of Industrial Pedagogy (1909), the School of General Science (1911), the College of Business and Industry (1915), the Mississippi Agricultural Extension Service (1915), and the Division of Continuing Education, (1919). Further, in 1926 the College had received its first accreditation by the Southern Association of Colleges and Schools.

By 1958, when the Legislature again renamed the College, as Mississippi State University, the Office of Graduate Studies had been organized (1936), doctoral degree programs had begun (1951), the School of Forest Resources had been established (1954), and the College of Arts and Sciences had been created (1956).

The College of Architecture admitted its first students in 1973. The College of Veterinary Medicine admitted its first class in 1977, and the School of Accountancy was established in 1979.

## ACADEMICS AND STUDENT LIFE

Mississippi State students consistently earn honors such as the prestigious Harry S. Truman Scholarship, awarded for those who will enter public service, and, with 16 Truman Scholars to date, the university has been recognized as one of 38 Truman Honor Institutions.


Recently initiated programs are providing opportunities to develop leadership potential and global study options.

The university’s Global Leadership Continuum provides “cradle-to-CEO” programming designed to develop leadership across a “global” spectrum that begins with high school and continues through the university experience and into professional life. Included are the Young Guns Leadership Camp for rising high school seniors; the Day One Leadership Community for incoming freshmen, focusing on shared academic and service experiences; and the highly competitive Appalachian Leadership Honors Program for sophomores and juniors.

To complement these efforts, the university has launched a minor in leadership studies open to students in all majors. A university honor code adopted in 2007 institutionalizes a campus culture of integrity and personal responsibility in academic studies. Through the Global Leadership Program, students may experience significantly expanded study abroad opportunities.

### POINTS OF PRIDE AT MSU

- ❖ Mississippi State ranks among the top 100 institutions across the country in the number of bachelor’s degrees awarded to African-Americans.
- ❖ Over the last decade, five MSU professors have been named Mississippi Professor of the Year by the National Council for Advancement and Support of Education and the Carnegie Foundation for the Advancement of Teaching.
- ❖ Recently cited for its service in the aftermath of Hurricane Katrina, MSU’s student chapter of the American Society of Civil Engineers is nationally ranked for overall excellence.





Mississippi State University's athletic teams are called Bulldogs, a name earned and maintained over the decades by the tough, tenacious play of student-athletes wearing the Maroon and White. The official school mascot is an American Kennel Club registered English Bulldog, given the inherited title of 'Bully'.

As with most universities, Mississippi State University teams answered to different nicknames through the years. The first squads representing Mississippi A&M College were proud to be called Aggies. When the school officially became Mississippi State College in 1932, the nickname Maroons, for MSU's uniform color, gained prominence. Bulldogs became the official title for State teams in 1961, not long after State College was granted university status.

Yet references to school teams and athletes as Bulldogs actually go back to early in the century, and this nickname was used almost interchangeably with both Aggies and Maroons, since at least 1905.

On November 30 of that year, the A&M football team shut out their arch-rivals from the University of Mississippi 11-0 in Jackson, Miss. The campus newspaper, The Reflector, reported: "After the game, filled with that emotion that accompanies every great victory, there was nothing left for the cadets to do but to complete the great victory by showing sympathy for the dead athletic spirit of the University, by having a military funeral parade.

"A coffin was secured, decorated with University colors and a bulldog pup placed on top. It was then placed on the shoulders of a dozen cadets, and the procession started down Capitol Street, preceded by the brass band playing a very pathetic funeral march."

Other newspaper reports of the victory commented on the 'bulldog'

style of play by the A&M eleven, and the Bulldog was soon publicly accepted as a school athletic symbol. Accounts of a 1926 pep rally in Meridian, Miss., had another bulldog parading with students.

**OFFICIAL MASCOT IN 1935**

Use as an official game mascot began in 1935 when coach Major Ralph Sasse, on 'orders' from his team, went to Memphis, Tenn., to select a bulldog. Ptolemy, a gift of the Edgar Webster family, was chosen and the Bulldogs promptly defeated Alabama 20-7.

A litter-mate of Ptolemy became the first mascot called 'Bully' shortly after Sasse's team beat mighty Army 13-7 at West Point that same year - perhaps the greatest victory in MSU football history.

But Bully I earned other fame the hard way, in 1939 when a campus bus cut short his career.

Days of campus mourning followed, as Bully lay in state in a glass coffin. A half-mile funeral procession accompanied by the Famous Maroon Band and three ROTC battalions went to Scott Field where Bully was buried under the bench at the 50-yard line. Even Life magazine covered the event. Other Bullies have since been buried by campus dorms, fraternity houses, and also at the football stadium.

For years Bully was a target for kidnapers, the last incident occurring prior to the 1974 State-Ole Miss game. The Bulldog team won anyway, 31-13. While early Bullies once roamed campus freely or lived in fraternities, today the official university mascot is housed at the School of Veterinary Medicine when not on duty at State home football games. For all their fierce appearance and reputation, today's mascot bulldogs are good-natured, friendly animals and favorites with children.

A student wearing a Bulldog suit, also answering to Bully, is part of the MSU cheerleading team and assists in stirring up State spirit at games and pep rallies.



The most unique and certainly the most resounding symbol of Mississippi State University tradition is the cowbell. Despite decades of attempts by opponents and authorities to banish it from scenes of competition, diehard State fans still celebrate Bulldog victories loudly and proudly with the distinctive sound of ringing cowbells.

The precise origin of the cowbell as a fixture of Mississippi State sports tradition remains unclear to this day. The best records have cowbells gradually introduced to the MSU sports scene in the late 1930s and early 1940s, coinciding with the 'golden age' of Mississippi State football success prior to World War II.

The most popular legend is that during a home football game between State and archrival Ole Miss, a jersey cow wandered onto the playing field. Mississippi State soundly whipped the Rebels that Saturday, and State College students immediately adopted the cow as a good luck charm.

Students are said to have continued bringing a cow to football games for a while, until the practice was eventually discontinued in favor of bringing just the cow's bell.

Whatever the origin, it is certain by the 1950s cowbells were common at MSU games, and by the 1960s were established as the special symbol of MSU. Ironically, the cowbell's popularity grew most rapidly during the long years when State football teams were rarely successful. Flaunting this anachronism from the 'aggie' days was a proud response by students and alumni to outsider scorn of the university's 'cow college' history.

In the 1960s two MSU professors, Earl W. Terrell and Ralph L. Reeves, obliged some students by welding handles on the bells so they could be rung with more convenience and authority. By 1963 the demand for these long-handled cowbells could not be filled by home workshops alone. So, at the suggestion of Reeves, the Student Association bought bells in bulk and the Industrial Education Club agreed to weld on handles. In 1964, the MSU Bookstore began marketing these cowbells with a portion of profits returning to these student organizations.

Today many styles of cowbells are available on campus and around Starkville, with the top-of-the-line being a heavy chrome-plated model with a full Bulldog figurine handle. But experts insist the best and loudest results are produced by a classic long-handled, bicycle-grip bell made of thinner and tightly-welded shells.

Cowbells decorate offices and homes of Mississippi State alumni, and are passed down through generations of Bulldog fans. But they were not heard at Southeastern Conference games - not legally, at least - since the 1974 adoption of a conference rule against 'artificial noisemakers' at football and basketball games. On a 9-1 vote, SEC schools ruled cowbells a disruption and banned them. The ban was lifted prior to the 2010 season.



The ban did little harm to the cowbell's popularity, or to prevent cowbells from being heard outside stadiums in which the Bulldogs are playing. They are now heard at non-conference football contests, as well as other sporting events on campus.

**MAROON & WHITE**

Maroon and White are the distinctive colors of Mississippi State University athletic teams, dating back over a century to the very first football game ever played by the school's student-athletes.

On November 15, 1895, the first Mississippi A&M football team was preparing for a road trip to Jackson, Tenn., to play Southern Baptist University (now called Union University) the

following day. Since every college was supposed to have its own uniform colors, the A&M student body requested that the school's team select a suitable combination.

Considering this choice to be an honor, the inaugural State team gave the privilege to team captain W.M. Matthews. Accounts report that without hesitation Matthews chose Maroon and White.

In the 112 years since, every Mississippi State athlete has donned the Maroon and White in some sort of combination. Often a shade of gray has been added to the scheme, such as for the numerals. Briefly in the 1980s, the men's and women's basketball teams wore all-gray uniforms with maroon and white trim, while football has at times sported silver game pants, and baseball will often wear all gray road outfits.

Only once has an MSU team appeared in any other color combination. In 1938, football coach Spike Nelson secretly had cardinal and gold uniforms made for State, a selection that did not sit well with the team or the college at the first game. Neither the uniforms nor Nelson were back for the next season.

**MSU ALMA MATER**

*In the heart of Mississippi, Made by none but God's own hands,  
Stately in her natural splendor, Our Alma Mater proudly stands.  
Mississippi State, we love you; Fondest memories cling to thee,  
Life shall bear thy spirit ever; Loyal friends we'll always be.*

**CHORUS:**

*Maroon and White! Maroon and White!  
Of thee with joy we sing; Thy colors bright,  
our souls delight; With praise our voices ring.*



**"HAIL STATE"**

*Hail dear ole State! Fight for that victory today.  
Hit that line and tote that ball, Cross the goal before you fall!  
And then we'll yell, yell, yell, yell!  
For dear ole State we'll yell like H-E-L-L!  
Fight for Mis-sis-sip-pi State.  
Win the game today!*





## DR. MARK KEENUM

### University President



Dr. Mark Everett Keenum became Mississippi State's 19th president Jan. 5, 2009, following a distinguished public service career.

Despite difficult economic times, Dr. Keenum guided Mississippi State to new heights during his first five years in office. His quick action to address budget shortfalls following the recession that began in 2008 put the university in position to meet those challenges and maintain the highest level of academic excellence. Since then, the university has experienced record enrollment growth to more than 20,000 students. The freshman class of fall 2013 was not only the largest in university history, but also reported the highest average ACT scores in university history. During 2011-12, Mississippi State awarded more than 4,000 degrees at all levels for the first time in its history, and followed that with more than 4,200 degrees in 2012-13.

The campus has expanded and improved since 2009 with the addition of three new residence halls, the Mize Pavilion, a state-of-the-art basketball practice facility, and the Leo W. Seal Jr. Football Complex. A major renovation of historic Lee Hall is to be complete in spring 2014 and a major expansion of Davis Wade Stadium will be completed by August 2014. Construction of a new classroom building with built-in parking got under way in January 2014.

Since 2009, fundraising has reached all-time record levels, with private giving exceeding \$80 million a year in fiscal years 2011, 2012, and 2013. In fall 2013, the university formally announced Infinite Impact: the Campaign for Mississippi State, which had been in its quiet phase for three years, with a goal of \$600 million by 2018. By January 2014, the campaign total had surpassed \$380 million. Dr. Keenum has also been instrumental in expanding the MSU Promise Program, which provides need-based scholarship assistance to Mississippi students whose families have limited financial means. Through the Sonny Montgomery Center for America's Veterans, he has also led initiatives to make Mississippi State one of the most veteran-friendly universities in the nation.

Mississippi State has strengthened its role as the flagship research university in the state. The Carnegie Foundation for the Advancement of Teaching classified MSU as a university with "very high research activity," the only such designation in Mississippi. Dr. Keenum travels frequently to Washington, D.C., meeting with Congressional leaders and federal agency heads to pursue research opportunities and broaden the university's influence on the national level. He has also worked closely with state leaders in support of higher education in Mississippi.

Keenum serves as vice-chairman of the Southern Association of Colleges and Schools' Commission on Colleges' Executive Council. SACS-COC is the recognized regional accrediting body in the 11 U.S. Southern states (Alabama, Florida, Georgia, Kentucky, Louisiana, Mississippi, North Carolina, South Carolina, Tennessee, Texas and Virginia) and in Latin America for those institutions of higher education that award associate, baccalaureate, master's or doctoral degrees.

He also is a member of the American Public Land-Grant Universities Board of Directors. Based in Washington, D.C., the Association of Public and Land-grant Universities (APLU) is a research and advocacy organization of public research universities, land-grant institutions, and state university systems with member campuses in all 50 states, U.S. territories and the District of Columbia.

A graduate of Mississippi State University with degrees in agricultural economics, Dr. Keenum began his career at MSU as a faculty member with the Extension Service and the Department of Agricultural Economics. He went on to serve as chief of staff to U.S. Senator Thad Cochran in Washington, DC and was Under Secretary of the United States Department of Agriculture prior to returning home to Mississippi State.

He graduated from Corinth (MS) High School and earned an associate of arts degree from Northeast Mississippi Community College in Booneville and was a member of the Northeast Tigers football team.

Dr. Keenum is married to the former Rhonda Newman of Booneville, also an MSU graduate. They have four children: Rett, Mary Phillips, Katie and Torie.

#### PROFESSIONAL EXPERIENCE


|           |   |
|-----------|---|
| 2009-     | University President - Mississippi State University   |
| 2006-08   | U.S. Under Secretary<br>Farm and Foreign Agricultural Services - Washington, D.C.                     |
| 1997-2006 | Adjunct Professor<br>Department of Agricultural Economics - Mississippi State University              |
| 1996-2006 | Chief of Staff<br>Senator Thad Cochran - Washington, D.C.   |
| 1989-96   | Legislative Assistant - Agricultural and Natural Resources<br>Senator Thad Cochran - Washington, D.C. |
| 1987-88   | Assistant Professor/Economist<br>Department of Agricultural Economics - Mississippi State University  |
| 1988      | Ph.D. in Agricultural Economics - Mississippi State University  |
| 1986      | Research Associate<br>Mississippi Agricultural & Forestry Experiment Station - MSU                    |
| 1984      | Marketing Specialist<br>Mississippi Cooperative Extension Service - MSU                               |
| 1983-84   | M.A. Degree in Agricultural Economics<br>Mississippi State University                                 |
| 1983-84   | Teaching/Research Assistant<br>Department of Agricultural Economics - Mississippi State University    |

#### PERSONAL INFORMATION

**Birthplace:** Starkville, Miss.

**Hometown:** Corinth, Miss.

**Family:** Wife Rhonda; son Rett and daughters Torie, Katie and Mary Phillips







**SCOTT STRICKLIN**  
**Director of Athletics**



Beginning his third decade of experience in intercollegiate athletics, Scott Stricklin has built a wave of momentum within the Mississippi State fan base during his tenure as the director of athletics.

From his first day on the job as Mississippi State's Athletic Director in May 2010, Stricklin, integrating the department's three foundations of focus on student-athletes, possessing great integrity and aggressively promoting Mississippi State University, has overseen a stretch in which the Bulldogs enjoyed both on and off the field successes unparalleled in more than a decade.

In the midst of 30-consecutive sellouts at Davis Wade Stadium, and a \$100 million investment in football facilities, Coach Dan Mullen's football team has played in a school-record, four-consecutive bowl games. The sports of tennis, baseball, softball, men's and women's golf and track and field have each excelled and advanced to NCAA postseason play under Stricklin's guidance. During the 2013-14 academic year, 11 Mississippi State sports advanced to NCAA postseason play, with seven earning top 25 rankings during the season. The year was capped by Brandon McBride winning the 800-meter run at the NCAA Outdoor Track & Field Championships in Oregon. This came one year after the baseball team played for the national championship in Omaha.

In the classroom, Bulldog student-athletes continue to excel. In the 2013-14 academic year, Mississippi State's men and women athletes posted a combined GPA of 2.90. In spring 2014, women's sports posted an overall GPA of 3.15, with the women's tennis team posting a GPA of 3.70.

Also in 2014, Bulldog student-athletes again excelled in the NCAA's Academic Progress Rate, with all 16 sports far exceeding the minimum standard.

Stricklin has overseen record fundraising for Bulldog Athletics, which has produced new facilities such as the \$11.7 million Mize Pavilion at Humphrey Coliseum, the \$25 million Leo W. Seal Jr. Football Complex, as well as \$75 million in expansion and upgrades to Davis Wade Stadium that is set for completion for the season opener against Southern Miss.

The Davis Wade Stadium expansion and renovation pushes capacity to 61,337, making it the largest on campus football stadium in the state of Mississippi. In addition to new premium seating options, a new brick facade and updated west concourse, complete with renovated restrooms and concessions, now greets fans attending games at historic Scott Field, which celebrates its 100th season of existence this year.

In addition to interacting with Bulldog fans through social media and personal interactions, Stricklin has also emerged as a regional and national leader in college athletics. He serves as chair of the SEC's Working Group on Fan Experience, and is also the SEC's representative on the NCAA Division I Leadership Council.

Stricklin certainly wasn't a stranger to the Bulldog family or college athletics when he took over the reins at State in 2010.

A 1992 graduate of Mississippi State, the Jackson, Miss., native's resume is highlighted by 25 years of experience on the collegiate level in various capacities at five different universities. In the two years prior to becoming athletic director, he served as Senior Associate Athletics Director for External Affairs at his alma mater, overseeing fundraising, football and men's basketball scheduling, managing MSU's all-sport agreement with Adidas, facility planning, and serving as the administrative sport liaison for men's basketball and softball.

It was those types of day-to-day tasks that prepared the personable Stricklin to take over the top seat in the Mississippi State athletic department.

Yet it's a journey that started during his formative days as a dedicated and tireless worker in the Mississippi State media relations department that's led to his highly-respected career coming full circle.

Prior to graduating, Stricklin's stint in the MSU media relations office included three seasons (1990-92) as the media contact for the nationally-renowned baseball program. Upon graduation, he was named assistant media relations director at his alma mater.

He continued his climb up the ladder of success when he was named Associate

Media Relations Director at Auburn, where he served from 1993-98. In 1998, Stricklin left Auburn to become Assistant Athletics Director at Tulane, where he served as the primary media contact for the Green Wave's 1998 12-0 football team. Next came a four-year run in the Big 12 Conference at Baylor (1999-2003) as Assistant AD for Communications and Marketing.

In 2003, Stricklin returned to the Southeastern Conference at Kentucky and spent five seasons as the Associate AD for Media Relations, where he oversaw the day-to-day publicity of the tradition-rich Wildcat basketball program. It was his last stop before returning to Mississippi State in the spring of 2008.

Stricklin, 44, is married to the former Anne Howell, the youngest daughter of Basketball Hall of Fame member Bailey Howell. The couple has two daughters, Abby and Sophie.

**PROFESSIONAL EXPERIENCE**

- 2010- Director of Athletics - Mississippi State University
- 2008-10 Senior Associate AD/External Affairs - Mississippi State University
- 2003-07 Associate AD/Media Relations - University of Kentucky
- 1999-2003 Assistant AD/Communications and Marketing - Baylor University
- 1998 Assistant Athletic Director/Media Relations - Tulane University
- 1993-98 Associate Media Relations Director - Auburn University
- 1990-92 Assistant Media Relations Director - Mississippi State University

**PERSONAL INFORMATION**

- Birthplace:** Jackson, Miss.
- Hometown:** Starkville, Miss.
- Family:** Wife Anne; daughters Abby and Sophie



**ANN CARR****Senior Associate AD/Women's Sports & Student-Athlete Services**

A veteran in athletic administration at MSU and a former Mississippi State women's basketball player, Ann Carr was named the university's associate athletic director for women's sports in June 2006. Since then she has been promoted to senior associate athletic director, adding student-athlete services to her women's sports responsibilities.

Carr is in her second stint within the State athletic department following seven years as Assistant Athletic Director for Student Life. In that position, she worked with the personal development of MSU's student-athletes in addition to continuing her prior responsibilities as academic counselor for the Bulldog football team.

Carr serves as the director of the department's Life Skills program, which includes the support systems and career programs for all MSU student-athletes, and its CHAMPS program (Challenging Athletes' Minds for Personal Success).

As SWA, Carr oversees the operation and supervision of MSU's women's sport programs. Hired in 1993 as an assistant director in the athletic academic office, she returned full-time to Mississippi State in 1999 following a one-year stay in a similar capacity at the University of Southern Mississippi.

A native of Brookhaven, Miss., Carr was a four-year letter winner on the Mississippi State women's basketball team (1987-90). When Carr finished her women's basketball playing career, she ranked first on the career leaders list in free-throw percentage, shooting 75.8 percent over a four-year span. She also ranked 12th on the career points list, having scored 762 points in her tenure, averaging 8.3 points per contest. In rebounding, Carr brought down 597 boards (6.5 per game) to finish her career sixth on the all-time list in rebounds and rebounding average. She also finished her career holding the individual record in most three-point field goals made (five) in a single game.

A 1990 graduate of State, she later earned her master's degree in counseling from the institution in 1992. Carr has a daughter, Khristan.





# 2013 - 14 : A YEAR TO REMEMBER



- Advanced to the WNIT quarterfinals.
- Won 22 games, the 5th 20-win season in program annals.
- Claimed three postseason wins for the 1st time in school history.
- Set a school record with 2,551 points and 1,410 rebounds.
- Finished 2nd in the SEC and 12th nationally in turnover margin (+5.3).
- Had 347 steals, the most since 2002-03.
- Made 705 free throws, 3rd in SEC history.
- Set a new season attendance record (48,733).