

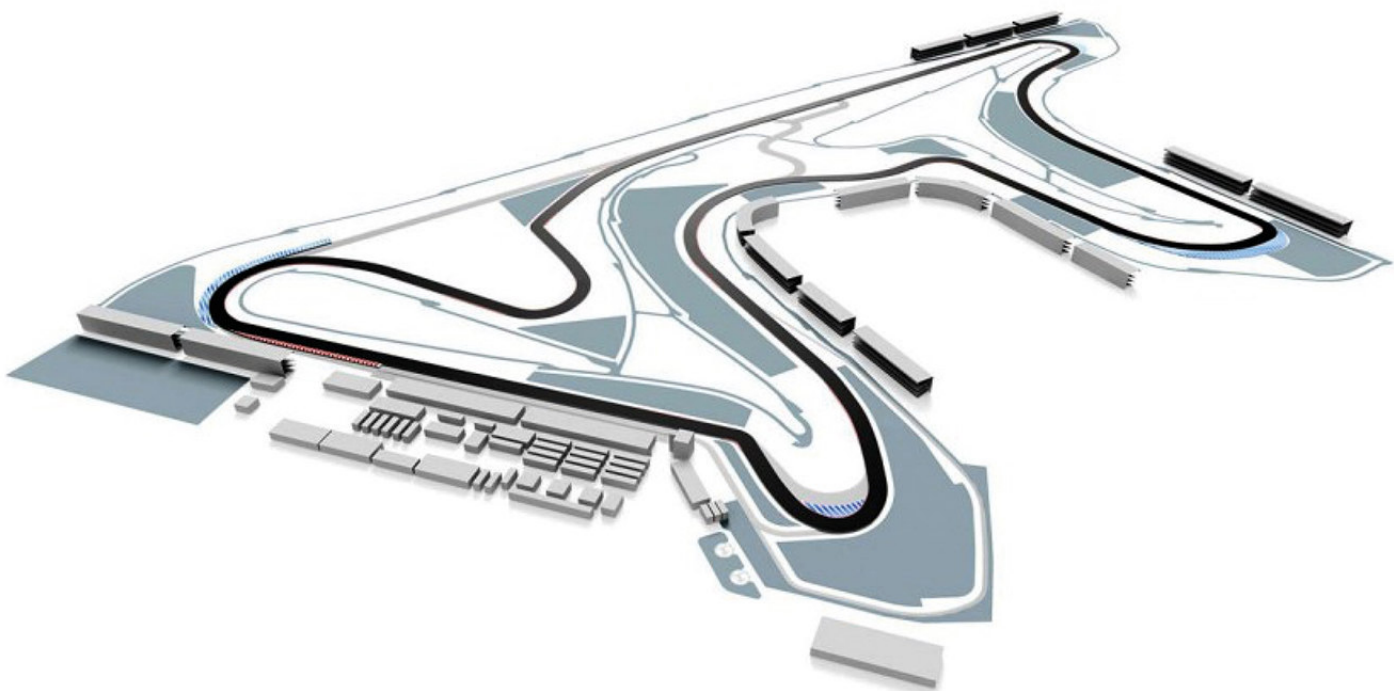


WTCC

FIA World Touring Car
Championship



Round 1 - 6 - 8 march 2015
TERMAS DE RIO HONDO, ARGENTINA



TIMING AND RESULTS
BY ITS CHRONO

ITS
CHRONO



www.fiawtcc.com



www.itschrono.com
www.motorstools.com

6 - 7 - 8 march 2015

FIA WORLD TOURING CAR CHAMPIONSHIP

Termas de Rio Hondo - Argentina (4.806 km)

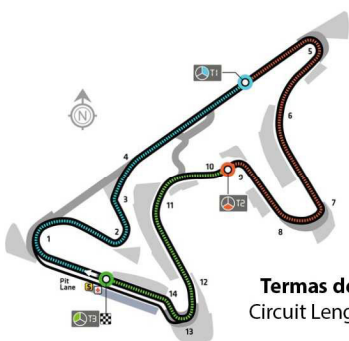
TESTING - CLASSIFICATION

Classification on the best lap

Pos.	No.	Driver	Nat	C	Car	Best Lap	In lap	Laps	Gap 1st	Gap Prev	Best SP
1	9	Sébastien Loeb	FRA		Citroën C-Elysée WTCC	1:54.132	9	9	-	-	152
2	68	Yvan Muller	FRA		Citroën C-Elysée WTCC	1:54.408	9	9	0.276	0.276	151
3	37	José María López	ARG		Citroën C-Elysée WTCC	1:54.831	10	10	0.699	0.423	151
4	18	Tiago Monteiro	PRT		Honda Civic WTCC	1:55.913	5	10	1.781	1.082	149
5	33	Ma Qing Hua	CHN		Citroën C-Elysée WTCC	1:55.978	10	12	1.846	0.065	149
6	25	Mehdi Bennani	MAR	I	Citroën C-Elysée WTCC	1:56.058	11	11	1.926	0.080	149
7	7	Hugo Valente	FRA	I	Chevrolet RML Cruze TC1	1:56.159	11	11	2.027	0.101	149
8	15	James Thompson	GBR		LADA Vesta	1:56.200	11	11	2.068	0.041	149
9	3	Tom Chilton	GBR	I	Chevrolet RML Cruze TC1	1:56.321	10	10	2.189	0.121	149
10	98	Dušan Borkovic	SRB	I	Honda Civic WTCC	1:56.435	10	10	2.303	0.114	149
11	5	Norbert Michelisz	HUN	I	Honda Civic WTCC	1:56.438	10	10	2.306	0.003	149
12	26	Stefano D'Aste	ITA	I	Chevrolet RML Cruze TC1	1:56.734	11	11	2.602	0.296	148
13	4	Tom Coronel	NLD	I	Chevrolet RML Cruze TC1	1:56.934	9	10	2.802	0.200	148
14	12	Rob Huff	GBR		LADA Vesta	1:56.964	12	12	2.832	0.030	148
15	2	Gabriele Tarquini	ITA		Honda Civic WTCC	1:57.107	9	9	2.975	0.143	148
16	19	Rikard Rydell	SWE		Honda Civic WTCC	1:57.352	10	10	3.220	0.245	147
17	27	John Filippi	FRA	I	Chevrolet RML Cruze TC1	1:57.617	10	10	3.485	0.265	147
18	11	Grégoire Demoustier	FRA	I	Chevrolet RML Cruze TC1	2:01.487	7	9	7.355	3.870	142

Best Lap : 1:54.132 (152 km/h), (No.9) Sébastien Loeb

Green flag : 10:00, Finish flag : 10:40



Termas de Rio Hondo
Circuit Length - 4.806 Km



6 - 7 - 8 march 2015

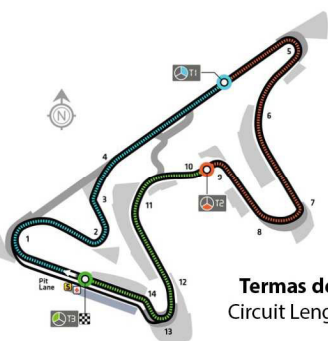
FIA WORLD TOURING CAR CHAMPIONSHIP

Termas de Rio Hondo - Argentina (4.806 km)

TESTING - CLASSIFICATION

Lap by lap

Laps	Time	S1	S2	S3	Last Lap	Total time	SP	Laps	Time	S1	S2	S3	Last Lap	Total time	SP
No. 2, Gabriele Tarquini, Pos. 15								No. 7, Hugo Valente, Pos. 7							
1	10:08:27	-	46.650	26.847	5:51.884	8:23.987	193	1	10:04:56	48.683	46.660	26.613	2:01.956	4:52.183	189
2	10:10:26	47.463	45.130	25.983	1:58.576	10:22.563	189	2	10:06:55	47.717	45.790	25.625	1:59.132	6:51.315	189
3	10:12:24	47.247	44.840	25.828	1:57.915	12:20.478	193	3	10:08:56	47.535	47.390	26.052	2:00.977	8:52.292	189
4	10:14:32	47.532	44.830	35.745	Pit In	14:28.585	193	4	10:11:00	46.988	44.910	32.619	Pit In	10:56.809	193
5	10:20:14	-	47.400	28.854	5:42.009	20:10.594	169	5	10:17:10	-	46.070	26.237	6:10.158	17:06.967	189
6	10:22:16	48.716	46.350	26.461	2:01.527	22:12.121	193	6	10:19:08	47.223	44.510	25.808	1:57.541	19:04.508	189
7	10:24:26	47.119	45.920	37.096	Pit In	24:22.256	193	7	10:21:04	46.612	44.690	25.150	1:56.452	21:00.960	193
8	10:28:56	-	44.930	26.273	4:30.617	28:52.873	196	8	10:23:01	46.240	44.260	25.846	1:56.346	22:57.306	193
9	10:30:54	46.437	44.310	26.360	1:57.107	30:49.980	200	9	10:25:03	46.194	44.310	31.431	Pit In	24:59.241	200
No. 3, Tom Chilton, Pos. 9								10	10:28:29	-	44.490	25.867	3:26.246	28:25.487	200
1	10:05:05	50.663	49.450	34.734	Pit In	5:01.744	169	11	10:30:25	46.423	44.230	25.506	1:56.159	30:21.646	193
2	10:10:30	-	47.370	27.078	5:24.894	10:26.638	193	No. 9, Sébastien Loeb, Pos. 1							
3	10:12:30	47.532	45.810	26.068	1:59.410	12:26.048	196	1	10:05:01	46.518	44.780	25.748	1:57.046	4:57.188	196
4	10:14:28	47.372	45.450	25.785	1:58.607	14:24.655	196	2	10:06:57	46.392	44.890	25.580	1:56.862	6:54.050	200
5	10:16:26	47.375	45.220	25.669	1:58.264	16:22.919	196	3	10:08:54	46.180	44.690	25.308	1:56.178	8:50.228	196
6	10:18:34	47.131	45.930	34.843	Pit In	18:30.823	193	4	10:10:50	46.392	44.610	25.174	1:56.176	10:46.404	208
7	10:26:05	-	46.840	27.055	7:30.552	26:01.375	193	5	10:12:52	46.196	45.010	30.879	Pit In	12:48.489	196
8	10:28:03	46.915	44.990	25.714	1:57.619	27:58.994	200	6	10:23:08	-	44.540	26.034	10:15.865	23:04.354	200
9	10:30:00	46.676	45.050	25.567	1:57.293	29:56.287	196	7	10:25:09	46.146	44.480	30.429	Pit In	25:05.409	200
10	10:31:56	46.393	44.590	25.338	1:56.321	31:52.608	196	8	10:29:32	-	51.810	30.408	4:23.299	29:28.708	109
No. 4, Tom Coronel, Pos. 13								9	10:31:26	45.402	43.740	24.990	1:54.132	31:22.840	196
1	10:07:37	-	48.440	30.119	4:30.694	7:33.629	154	No. 11, Grégoire Demoustier, Pos. 18							
2	10:09:38	48.581	46.120	26.456	2:01.157	9:34.786	-	1	10:05:54	50.292	48.470	27.544	2:06.306	5:50.924	166
3	10:11:48	47.684	45.400	36.379	Pit In	11:44.249	196	2	10:08:12	52.266	48.870	36.590	Pit In	8:08.650	189
4	10:16:29	-	45.200	25.960	4:41.041	16:25.290	193	3	10:15:30	-	48.590	27.612	7:17.632	15:26.282	186
5	10:18:26	46.800	45.010	25.714	1:57.524	18:22.814	196	4	10:17:34	49.088	47.920	27.102	2:04.110	17:30.392	189
6	10:20:23	46.666	44.800	25.503	1:56.969	20:19.783	196	5	10:19:37	48.658	47.090	26.903	2:02.651	19:33.043	193
7	10:22:28	46.587	45.130	33.214	Pit In	22:24.714	193	6	10:21:39	48.577	46.770	26.714	2:02.061	21:35.104	196
8	10:27:12	-	46.340	26.716	4:43.232	27:07.946	171	7	10:23:40	47.946	46.880	26.661	2:01.487	23:36.591	189
9	10:29:08	46.644	44.690	25.600	1:56.934	29:04.880	196	8	10:25:50	47.899	47.830	33.832	Pit In	25:46.152	193
10	10:31:07	46.460	44.480	27.283	1:58.223	31:03.103	189	9	10:31:15	-	48.200	27.105	5:25.193	31:11.345	196
No. 5, Norbert Michelisz, Pos. 11								No. 12, Rob Huff, Pos. 14							
1	10:04:38	50.740	47.680	26.961	2:05.381	4:34.371	150	1	10:06:51	-	49.040	29.552	4:03.857	6:47.512	152
2	10:06:38	48.239	45.740	25.989	1:59.968	6:34.339	189	2	10:08:58	53.078	-	-	2:07.255	8:54.767	180
3	10:08:46	47.951	46.070	34.510	Pit In	8:42.870	186	3	10:11:02	49.553	47.140	27.312	2:04.005	10:58.772	196
4	10:13:20	-	45.530	26.348	4:33.708	13:16.578	177	4	10:13:02	48.268	45.520	26.091	1:59.879	12:58.651	196
5	10:15:18	46.982	44.850	25.873	1:57.705	15:14.283	193	5	10:15:02	48.759	45.390	25.897	2:00.046	14:58.697	200
6	10:17:15	46.487	44.570	25.832	1:56.889	17:11.172	193	6	10:17:02	47.393	-	-	1:59.389	16:58.086	196
7	10:19:26	48.598	47.010	35.696	Pit In	19:22.476	171	7	10:19:00	47.604	45.010	25.510	1:58.124	18:56.210	196
8	10:27:11	-	46.170	26.582	7:44.516	27:06.992	180	8	10:20:58	47.140	45.210	25.542	1:57.892	20:54.102	196
9	10:29:07	46.188	44.870	25.585	1:56.643	29:03.635	196	9	10:23:03	47.138	45.150	33.528	Pit In	22:59.918	196
10	10:31:04	46.525	44.820	25.093	1:56.438	31:00.073	196	10	10:27:27	-	45.030	25.771	4:23.023	27:22.941	196



Termas de Rio Hondo
Circuit Length - 4.806 Km



6 - 7 - 8 march 2015

FIA WORLD TOURING CAR CHAMPIONSHIP

Termas de Rio Hondo - Argentina (4.806 km)

TESTING - CLASSIFICATION

Lap by lap

Laps	Time	S1	S2	S3	Last Lap	Total time	SP	Laps	Time	S1	S2	S3	Last Lap	Total time	SP
No. 12, Rob Huff, Pos. 14								2	10:06:44	46.776	45.460	26.630	1:58.866	6:40.150	183
8	10:20:58	47.140	45.210	25.542	1:57.892	20:54.102	196	3	10:08:43	47.390	45.680	25.909	1:58.979	8:39.129	193
9	10:23:03	47.138	45.150	33.528	Pit In	22:59.918	196	4	10:10:40	46.781	45.300	25.323	1:57.404	10:36.533	193
10	10:27:27	-	45.030	25.771	4:23.023	27:22.941	196	5	10:12:37	46.367	44.910	25.341	1:56.618	12:33.151	193
11	10:29:25	46.369	-	-	1:58.358	29:21.299	196	6	10:14:44	46.349	46.640	34.327	Pit In	14:40.467	200
12	10:31:22	46.791	-	-	1:56.964	31:18.263	196	7	10:20:32	-	46.830	25.783	5:48.336	20:28.803	142
No. 15, James Thompson, Pos. 8								8	10:22:36	46.357	45.210	31.620	Pit In	22:31.990	193
1	10:07:36	-	51.400	31.096	4:45.638	7:32.766	159	9	10:27:17	-	51.330	25.845	4:41.275	27:13.265	196
2	10:09:45	52.174	49.070	27.546	2:08.790	9:41.556	164	10	10:29:14	46.825	44.710	25.314	1:56.849	29:10.114	196
3	10:11:46	47.784	46.300	26.428	2:00.512	11:42.068	193	11	10:31:10	45.846	44.780	25.432	1:56.058	31:06.172	196
4	10:13:45	47.182	-	-	1:59.790	13:41.858	196	No. 26, Stefano D'Aste, Pos. 12							
5	10:15:44	47.162	-	-	1:58.798	15:40.656	196	1	10:07:23	-	50.570	28.008	3:55.621	7:19.778	174
6	10:17:42	47.294	45.330	25.546	1:58.170	17:38.826	200	2	10:09:27	48.912	47.330	27.390	2:03.632	9:23.410	189
7	10:19:40	47.114	-	-	1:57.532	19:36.358	193	3	10:11:33	47.970	-	-	2:06.066	11:29.476	189
8	10:21:48	47.472	46.010	34.375	Pit In	21:44.215	-	4	10:13:33	47.784	45.880	25.928	1:59.592	13:29.068	193
9	10:26:34	-	45.160	25.664	4:45.809	26:30.024	193	5	10:15:33	47.682	45.160	27.278	2:00.120	15:29.188	189
10	10:28:31	46.546	-	-	1:56.912	28:26.936	200	6	10:17:31	47.112	44.730	26.153	1:57.995	17:27.183	196
11	10:30:27	46.404	-	-	1:56.200	30:23.136	204	7	10:19:36	46.767	45.550	33.306	Pit In	19:32.806	200
No. 18, Tiago Monteiro, Pos. 4								8	10:24:38	-	45.690	26.248	5:01.322	24:34.128	193
1	10:04:22	47.746	45.670	26.256	1:59.672	4:18.326	186	9	10:26:36	46.992	44.840	26.040	1:57.872	26:32.000	196
2	10:06:20	47.284	45.070	25.995	1:58.349	6:16.675	189	10	10:28:33	46.880	44.620	25.687	1:57.187	28:29.187	196
3	10:08:22	47.295	46.610	27.507	2:01.412	8:18.087	193	11	10:30:30	46.463	44.480	25.791	1:56.734	30:25.921	200
4	10:10:19	46.813	44.800	25.708	1:57.321	10:15.408	193	No. 27, John Filippi, Pos. 17							
5	10:12:15	46.212	44.450	25.251	1:55.913	12:11.321	193	1	10:05:33	51.126	48.940	40.212	Pit In	5:29.422	177
6	10:14:24	47.499	-	-	Pit In	14:20.402	174	2	10:11:11	-	47.510	28.082	5:37.820	11:07.242	186
7	10:21:29	-	46.990	26.534	7:04.922	21:25.324	193	3	10:13:13	48.728	46.460	27.185	2:02.373	13:09.615	186
8	10:23:33	46.826	44.710	32.601	Pit In	23:29.461	193	4	10:15:14	47.795	45.540	27.501	2:00.836	15:10.451	183
9	10:29:03	-	45.750	30.199	5:30.088	28:59.549	189	5	10:17:13	47.229	45.160	26.841	1:59.230	17:09.681	189
10	10:31:00	46.061	44.560	25.889	1:56.510	30:56.059	189	6	10:19:22	48.329	45.200	34.987	Pit In	19:18.197	196
No. 19, Rikard Rydell, Pos. 16								7	10:24:24	-	46.020	27.151	5:01.964	24:20.161	183
1	10:39:54	-	-	-	5:42.460	13:39.395	-	8	10:26:22	46.979	45.020	26.483	1:58.482	26:18.643	193
2	10:15:48	-	-	-	2:04.622	15:44.017	-	9	10:28:20	46.547	45.000	26.155	1:57.702	28:16.345	189
3	10:17:49	-	-	-	2:01.229	17:45.246	-	10	10:30:18	46.495	45.110	26.012	1:57.617	30:13.962	193
4	10:19:49	-	-	-	2:00.649	19:45.895	-	No. 33, Ma Qing Hua, Pos. 5							
5	10:21:50	-	-	-	2:00.385	21:46.280	-	1	10:04:40	47.922	45.580	26.335	1:59.837	4:36.615	196
6	10:23:48	-	-	-	1:58.316	23:44.596	-	2	10:06:44	47.195	45.890	31.096	Pit In	6:40.796	193
7	10:25:47	-	-	-	1:59.187	25:43.783	-	3	10:11:32	-	46.410	26.689	4:48.003	11:28.799	189
8	10:27:45	-	-	-	1:58.105	27:41.888	-	4	10:13:30	46.921	45.110	25.331	1:57.362	13:26.161	196
9	10:29:43	-	-	-	1:57.978	29:39.866	-	5	10:15:27	46.899	44.630	25.779	1:57.308	15:23.469	196
10	10:31:41	-	-	-	1:57.352	31:37.218	-	6	10:17:24	47.041	44.480	25.531	1:57.052	17:20.521	196
No. 25, Mehdi Bennani, Pos. 6								7	10:19:27	46.069	44.410	32.629	Pit In	19:23.629	196
1	10:04:45	47.366	45.910	26.034	1:59.310	4:41.284	193	8	10:23:10	-	45.190	26.151	3:43.262	23:06.891	193
								9	10:25:07	46.919	44.510	25.415	1:56.844	25:03.735	193



Termas de Rio Hondo
Circuit Length - 4.806 Km



6 - 7 - 8 march 2015

FIA WORLD TOURING CAR CHAMPIONSHIP
TESTING - CLASSIFICATION

Termas de Rio Hondo - Argentina (4.806 km)
Lap by lap

Laps	Time	S1	S2	S3	Last Lap	Total time	SP	Laps	Time	S1	S2	S3	Last Lap	Total time	SP
------	------	----	----	----	----------	------------	----	------	------	----	----	----	----------	------------	----

No. 33, Ma Qing Hua, Pos. 5

6	10:17:24	47.041	44.480	25.531	1:57.052	17:20.521	196
7	10:19:27	46.069	44.410	32.629	Pit In	19:23.629	196
8	10:23:10	-	45.190	26.151	3:43.262	23:06.891	193
9	10:25:07	46.919	44.510	25.415	1:56.844	25:03.735	193
10	10:27:03	46.045	44.260	25.673	1:55.978	26:59.713	193
11	10:29:00	46.137	44.370	25.675	1:56.182	28:55.895	196
12	10:30:56	46.145	44.370	25.699	1:56.214	30:52.109	200

No. 37, José María López, Pos. 3

1	10:06:37	-	51.390	33.200	Pit In	6:33.920	189
2	10:09:39	-	47.550	33.928	Pit In	9:35.588	196
3	10:14:40	-	45.640	26.316	5:00.698	14:36.286	200
4	10:16:38	46.874	45.470	25.817	1:58.161	16:34.447	196
5	10:18:34	46.293	44.850	25.300	1:56.443	18:30.890	196
6	10:20:31	46.020	44.510	25.785	1:56.315	20:27.205	200
7	10:22:27	46.155	44.580	25.433	1:56.168	22:23.373	200
8	10:24:38	48.637	50.130	32.731	Pit In	24:34.871	171
9	10:29:17	-	47.720	25.913	4:38.882	29:13.753	96
10	10:31:12	45.347	44.190	25.294	1:54.831	31:08.584	193

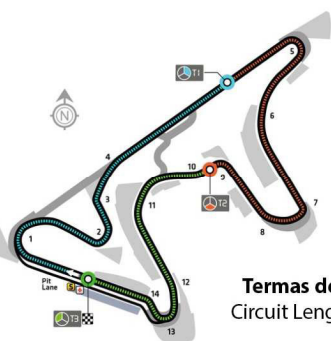
No. 68, Yvan Muller, Pos. 2

1	10:04:50	47.335	44.750	25.796	1:57.881	4:47.036	193
2	10:06:48	46.874	45.230	25.515	1:57.619	6:44.655	196
3	10:08:46	46.855	44.930	25.744	1:57.529	8:42.184	196
4	10:10:50	48.506	44.780	31.482	Pit In	10:46.952	193
5	10:20:12	-	49.360	26.498	9:21.726	20:08.678	189
6	10:22:09	46.892	44.710	25.393	1:56.995	22:05.673	196
7	10:24:12	47.547	44.690	30.915	Pit In	24:08.825	193
8	10:29:28	-	45.920	27.046	5:15.551	29:24.376	189
9	10:31:22	45.674	43.710	25.024	1:54.408	31:18.784	196

No. 98, Dušan Borkovic, Pos. 10

1	10:10:11	-	46.100	26.027	6:34.742	10:07.997	186
2	10:12:10	47.373	45.450	26.062	1:58.885	12:06.882	193
3	10:14:08	46.988	45.080	25.537	1:57.605	14:04.487	193
4	10:16:05	46.783	44.730	25.561	1:57.074	16:01.561	189
5	10:18:02	46.809	44.680	25.826	1:57.315	17:58.876	193
6	10:20:34	57.274	53.240	41.217	Pit In	20:30.607	127
7	10:25:15	-	48.170	25.816	4:40.739	25:11.346	135
8	10:27:12	46.634	44.850	25.604	1:57.088	27:08.434	196
9	10:29:09	46.626	44.560	25.678	1:56.864	29:05.298	200
10	10:31:05	46.562	44.270	25.603	1:56.435	31:01.733	193

Green flag : 10:00, Finish flag : 10:40



Termas de Rio Hondo
Circuit Length - 4.806 Km



6 - 7 - 8 march 2015

FIA WORLD TOURING CAR CHAMPIONSHIP
TESTING - CLASSIFICATION

Termas de Rio Hondo - Argentina (4.806 km)
Best sectors by laps

Laps	Best S1	Best S2	Best S3	Best SP	Best Lap	Ideal lap time	Gap
1	46.518 (9)	44.750 (68)	25.748 (9)	150 (5)	1:57.046 (9)	1:57.016	0.030
2	46.392 (9)	44.890 (9)	25.515 (68)	164 (15)	1:56.862 (9)	1:56.797	0.065
3	46.180 (9)	44.690 (9)	25.308 (9)	186 (5)	1:56.178 (9)	1:56.178	-
4	46.392 (9)	44.610 (9)	25.174 (9)	177 (5)	1:56.176 (9)	1:56.176	-
5	46.196 (9)	44.450 (18)	25.251 (18)	169 (2)	1:55.913 (18)	1:55.897	0.016
6	46.020 (37)	44.480 (33)	25.393 (68)	127 (98)	1:56.315 (37)	1:55.893	0.422
7	46.069 (33)	44.410 (33)	25.150 (7)	135 (98)	1:56.168 (37)	1:55.629	0.539
8	46.240 (7)	44.260 (7)	25.542 (12)	109 (9)	1:56.346 (7)	1:56.042	0.304
9	45.402 (9)	43.710 (68)	24.990 (9)	96 (37)	1:54.132 (9)	1:54.102	0.030
10	45.347 (37)	44.190 (37)	25.093 (5)	189 (18)	1:54.831 (37)	1:54.630	0.201
11	45.846 (25)	44.230 (7)	25.432 (25)	193 (7)	1:56.058 (25)	1:55.508	0.550
12	46.145 (33)	44.370 (33)	25.699 (33)	196 (12)	1:56.214 (33)	1:56.214	-

Green flag : 10:00, Finish flag : 10:40



Termas de Rio Hondo
Circuit Length - 4.806 Km



6 - 7 - 8 march 2015

FIA WORLD TOURING CAR CHAMPIONSHIP
TESTING - CLASSIFICATION

Termas de Rio Hondo - Argentina (4.806 km)

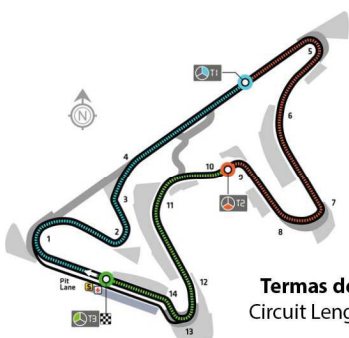
Classification on the best lap

BEST SECTORS

P...	No.	Driver	C	S1	Best S1	S2	Best S2	S3	Best S3	Laps	Best Lap	In lap	Gap 1st	Gap Prev	Best SP	Ideal lap time	Best SP
1	9	Sébastien Loeb		45.402	45.402	43.740	43.740	24.990	24.990	9	1:54.132	9	-	-	152	1:54.132	0.520
2	68	Yvan Muller		45.674	45.674	43.710	43.710	25.024	25.024	9	1:54.408	9	0.276	0.276	151	1:54.408	0.550
3	37	José María López		45.347	45.347	44.190	44.190	25.294	25.294	10	1:54.831	10	0.699	0.423	151	1:54.831	0.540
4	18	Tiago Monteiro		46.212	46.061	44.450	44.450	25.251	25.251	10	1:55.913	5	1.781	1.082	149	1:55.762	0.560
5	33	Ma Qing Hua		46.045	46.045	44.260	44.260	25.673	25.331	12	1:55.978	10	1.846	0.065	149	1:55.636	0.540
6	25	Mehdi Bennani	I	45.846	45.846	44.780	44.710	25.432	25.314	11	1:56.058	11	1.926	0.080	149	1:55.870	0.540
7	7	Hugo Valente	I	46.423	46.194	44.230	44.230	25.506	25.150	11	1:56.159	11	2.027	0.101	149	1:55.574	0.540
8	15	James Thompson		46.404	46.404	-	45.160	4:18.7...	25.546	11	1:56.200	11	2.068	0.041	149	1:57.110	0.530
9	3	Tom Chilton	I	46.393	46.393	44.590	44.590	25.338	25.338	10	1:56.321	10	2.189	0.121	149	1:56.321	0.540
10	98	Dušan Borkovic	I	46.562	46.562	44.270	44.270	25.603	25.537	10	1:56.435	10	2.303	0.114	149	1:56.369	0.540
11	5	Norbert Michelisz	I	46.525	46.188	44.820	44.570	25.093	25.093	10	1:56.438	10	2.306	0.003	149	1:55.851	0.550
12	26	Stefano D'Aste	I	46.463	46.463	44.480	44.480	25.791	25.687	11	1:56.734	11	2.602	0.296	148	1:56.630	0.540
13	4	Tom Coronel	I	46.644	46.460	44.690	44.480	25.600	25.503	10	1:56.934	9	2.802	0.200	148	1:56.443	0.550
14	12	Rob Huff		46.791	46.369	-	45.010	4:21.0...	25.510	12	1:56.964	12	2.832	0.030	148	1:56.889	0.540
15	2	Gabriele Tarquini		46.437	46.437	44.310	44.310	26.360	25.828	9	1:57.107	9	2.975	0.143	148	1:56.575	0.540
16	19	Rikard Rydell		-	-	-	-	-	-	10	1:57.352	10	3.220	0.245	147	1:57.352	-
17	27	John Filippi	I	46.495	46.495	45.110	45.000	26.012	26.012	10	1:57.617	10	3.485	0.265	147	1:57.507	0.550
18	11	Grégoire Demoustier	I	47.946	47.899	46.880	46.770	26.661	26.661	9	2:01.487	7	7.355	3.870	142	2:01.330	0.550

Best Lap : 1:54.132 (152 km/h). (No.9) Sébastien Loeb

Green flag : 10:00, Finish flag : 10:40



Termas de Rio Hondo
Circuit Length - 4.806 Km



6 - 7 - 8 march 2015

FIA WORLD TOURING CAR CHAMPIONSHIP

Termas de Rio Hondo - Argentina (4.806 km)

FREE PRACTICE 1 - CLASSIFICATION

Classification on the best lap

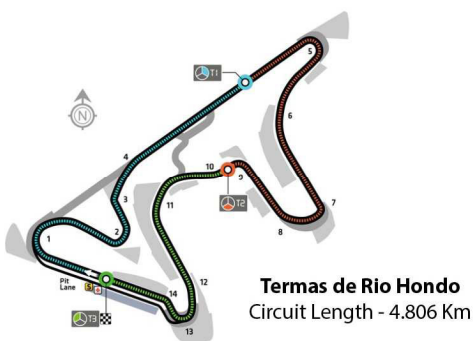
Pos.	No.	Driver	Nat	C	Car	Best Lap	In lap	Laps	Gap 1st	Gap Prev	Best SP
1	37	José María López	ARG		Citroën C-Elysée WTCC	1:48.028	4	8	-	-	160
2	18	Tiago Monteiro	PRT		Honda Civic WTCC	1:48.493	10	10	0.465	0.465	159
3	25	Mehdi Bennani	MAR	I	Citroën C-Elysée WTCC	1:48.719	8	9	0.691	0.226	159
4	9	Sébastien Loeb	FRA		Citroën C-Elysée WTCC	1:48.910	5	11	0.882	0.191	159
5	68	Yvan Muller	FRA		Citroën C-Elysée WTCC	1:48.988	9	9	0.960	0.078	159
6	2	Gabriele Tarquini	ITA		Honda Civic WTCC	1:49.432	6	8	1.404	0.444	158
7	12	Rob Huff	GBR		LADA Vesta WTCC	1:49.441	3	6	1.413	0.009	158
8	3	Tom Chilton	GBR	I	Chevrolet RML Cruze TC1	1:49.831	10	11	1.803	0.390	158
9	98	Dušan Borkovic	SRB	I	Honda Civic WTCC	1:50.162	9	9	2.134	0.331	157
10	5	Norbert Michelisz	HUN	I	Honda Civic WTCC	1:50.247	6	11	2.219	0.085	157
11	7	Hugo Valente	FRA	I	Chevrolet RML Cruze TC1	1:50.325	3	9	2.297	0.078	157
12	4	Tom Coronel	NLD	I	Chevrolet RML Cruze TC1	1:50.408	6	7	2.380	0.083	157
13	33	Quing Hua Ma	CHN		Citroën C-Elysée WTCC	1:50.434	1	9	2.406	0.026	157
14	27	John Filippi	FRA	I	Chevrolet RML Cruze TC1	1:50.474	9	9	2.446	0.040	157
15	19	Rikard Rydell	SWE		Honda Civic WTCC	1:50.710	10	11	2.682	0.236	156
16	26	Stefano D'Aste	ITA	I	Chevrolet RML Cruze TC1	1:50.792	12	13	2.764	0.082	156
17	15	James Thompson	GBR		LADA Vesta WTCC	1:51.408	6	8	3.380	0.616	155
18	11	Grégoire Demoustier	FRA	I	Chevrolet RML Cruze TC1	1:51.466	12	13	3.438	0.058	155

Best Lap : 1:48.028 (160 km/h), (No.37) José María López

Weather/Track: Cloud 28 C/Damp 58 C

Green flag : 08:45, Finish flag : 09:18

Race Director	Steward	Timekeeper
---------------	---------	------------



6 - 7 - 8 march 2015

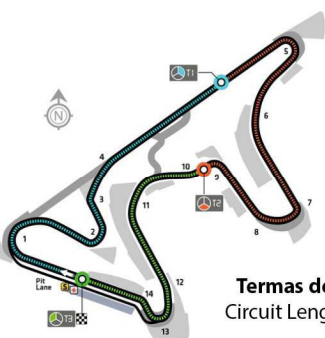
FIA WORLD TOURING CAR CHAMPIONSHIP

Termas de Rio Hondo - Argentina (4.806 km)

Free Practice 1

Lap by lap

Laps	Time	S1	S2	S3	Last Lap	Total time	SP	Laps	Time	S1	S2	S3	Last Lap	Total time	SP
No. 2, Gabriele Tarquini, Pos. 6								7	09:19:35	44.234	42.410	24.029	1:50.673	34:34.889	164
Green flag : 0.###															
1	08:53:39	44.035	44.370	31.003	1:59.408	8:38.953	164	No. 5, Norbert Michelisz, Pos. 10							
Yellow flag S3 : 9:23.671								Green flag : 0.###							
Red Flag : 9:36.746								1	08:49:18	44.493	42.490	24.311	1:51.294	4:18.251	164
Green flag : 13:01.381								2	08:51:09	44.389	42.410	24.210	1:51.009	6:09.260	167
2	09:00:48	5:47.90	43.670	37.438	Pit In	15:47.968	164	3	08:53:20	47.140	47.650	36.273	Pit In	8:20.323	145
3	09:08:02	-	45.790	24.285	7:13.617	23:01.585	122	Yellow flag S3 : 9:23.671							
4	09:09:52	43.635	42.160	24.412	1:50.207	24:51.792	164	Red Flag : 9:36.746							
5	09:11:49	43.978	45.050	27.851	1:56.879	26:48.671	167	Green flag : 13:01.381							
6	09:13:38	43.639	42.050	23.743	1:49.432	28:38.103	164	4	09:02:14	-	45.010	25.201	8:53.328	17:13.651	161
7	09:15:44	44.627	44.800	36.278	Pit In	30:43.808	161	5	09:04:07	46.059	43.360	24.358	1:53.777	19:07.428	161
Finish flag : 33:25.037								6	09:05:58	44.142	42.100	24.005	1:50.247	20:57.675	164
8	09:18:58	-	43.280	23.666	3:13.968	33:57.776	167	7	09:08:03	47.155	45.540	32.686	Pit In	23:03.056	164
No. 3, Tom Chilton, Pos. 8								8	09:12:33	-	42.640	24.720	4:29.984	27:33.040	161
Green flag : 0.###								9	09:14:23	44.130	41.940	24.177	1:50.247	29:23.287	167
1	08:49:24	44.790	42.850	23.937	1:51.577	4:24.397	167	10	09:16:15	43.883	42.400	25.730	1:52.013	31:15.300	170
2	08:51:15	44.403	42.690	23.983	1:51.076	6:15.473	167	11	09:18:18	43.770	43.120	35.769	Pit In	33:17.959	167
3	08:53:06	44.267	42.520	24.337	1:51.124	8:06.597	164	Finish flag : 33:25.037							
Yellow flag S3 : 9:23.671								No. 7, Hugo Valente, Pos. 11							
Red Flag : 9:36.746								Green flag : 0.###							
Green flag : 13:01.381								1	08:53:16	-	52.830	24.773	5:14.628	8:15.863	143
4	09:02:57	8:39.40	45.440	25.217	9:50.060	17:56.657	130	Yellow flag S3 : 9:23.671							
5	09:04:47	43.953	42.290	23.774	1:50.017	19:46.674	161	Red Flag : 9:36.746							
6	09:06:38	44.116	42.230	24.686	1:51.032	21:37.706	164	Green flag : 13:01.381							
7	09:08:37	44.364	42.270	32.692	Pit In	23:37.032	170	2	09:00:55	6:28.23	46.450	24.499	7:39.186	15:55.049	145
8	09:14:12	-	42.380	23.952	5:34.590	29:11.622	164	3	09:02:45	43.771	42.450	24.104	1:50.325	17:45.374	167
9	09:16:02	44.208	42.190	23.867	1:50.265	31:01.887	170	4	09:04:36	44.236	42.560	24.173	1:50.969	19:36.343	180
10	09:17:52	43.903	41.930	23.998	1:49.831	32:51.718	167	5	09:06:35	43.967	42.320	32.733	Pit In	21:35.363	176
Finish flag : 33:25.037								6	09:13:29	-	50.560	23.862	6:54.019	28:29.382	94
11	09:19:53	44.742	44.330	31.610	Pit In	34:52.400	164	7	09:15:20	43.778	42.390	24.186	1:50.354	30:19.736	167
No. 4, Tom Coronel, Pos. 12								8	09:17:11	44.144	42.720	23.995	1:50.859	32:10.595	167
Green flag : 0.###								Finish flag : 33:25.037							
1	08:49:21	44.634	43.470	25.096	1:53.200	4:21.296	164	9	09:19:18	44.655	45.880	36.796	Pit In	34:17.926	167
Yellow flag S3 : 9:23.671								No. 9, Sébastien Loeb, Pos. 4							
Red Flag : 9:36.746								Green flag : 0.###							
Green flag : 13:01.381								1	08:49:09	44.177	42.180	24.407	1:50.764	4:09.647	167
2	09:03:43	12:56.6	51.320	33.422	14:21.346	18:42.642	148	2	08:51:01	44.253	41.940	25.066	1:51.259	6:00.906	173
3	09:06:00	54.148	47.910	34.952	Pit In	20:59.652	134	3	08:52:59	44.164	43.310	30.846	Pit In	7:59.226	161
4	09:14:03	-	46.670	25.162	8:03.290	29:02.942	127	Yellow flag S3 : 9:23.671							
5	09:15:54	44.628	42.410	23.828	1:50.866	30:53.808	164	Red Flag : 9:36.746							
6	09:17:44	44.342	42.440	23.626	1:50.408	32:44.216	164	Green flag : 13:01.381							
Finish flag : 33:25.037								4	09:02:10	-	43.230	28.938	9:10.712	17:09.938	138



Termas de Rio Hondo
Circuit Length - 4.806 Km



6 - 7 - 8 march 2015

FIA WORLD TOURING CAR CHAMPIONSHIP

Termas de Rio Hondo - Argentina (4.806 km)

Free Practice 1

Lap by lap

Laps Time S1 S2 S3 Last Lap Total time SP Laps Time S1 S2 S3 Last Lap Total time SP

No. 9, Sébastien Loeb, Pos. 4

Green flag : 13:01.381

4	09:02:10	-	43.230	28.938	9:10.712	17:09.938	138
5	09:03:59	43.712	41.690	23.508	1:48.910	18:58.848	161
6	09:05:55	44.082	42.480	29.090	Pit In	20:54.500	170
7	09:11:11	-	42.220	23.830	5:15.930	26:10.430	170
8	09:13:00	44.060	41.770	23.526	1:49.356	27:59.786	167
9	09:14:50	43.684	41.820	24.513	1:50.017	29:49.803	164
10	09:16:44	43.807	41.900	28.557	Pit In	31:44.067	170
Finish flag : 33:25.037							
11	09:19:54	-	42.360	23.959	3:09.632	34:53.699	167

No. 15, James Thompson, Pos. 17

Green flag : 0.###

1	08:49:16	44.995	-	-	1:52.558	4:16.193	167
2	08:51:08	44.797	-	-	1:51.907	6:08.100	167
3	08:53:18	46.790	46.380	36.518	Pit In	8:17.788	164
Yellow flag S3 : 9:23.671							
Red flag : 9:36.746							
Green flag : 13:01.381							
4	09:02:03	-	-	-	8:45.268	17:03.056	167
5	09:03:55	44.754	-	-	1:51.542	18:54.598	170
6	09:05:46	44.462	-	-	1:51.408	20:46.006	173
7	09:07:48	45.434	-	-	Pit In	22:47.797	167
8	09:12:42	-	1:02.82	39.958	Pit In	27:42.258	61
Finish flag : 33:25.037							

No. 11, Grégoire Demoustier, Pos. 18

Green flag : 0.###

1	08:50:42	45.652	44.430	25.907	1:55.989	5:42.077	164
2	08:52:35	44.923	43.840	24.762	1:53.525	7:35.602	167
Yellow flag S3 : 9:23.671							
3	08:54:29	44.628	44.160	24.688	1:53.476	9:29.078	161
Red flag : 9:36.746							
Green flag : 13:01.381							
4	09:02:43	7:04.96	43.700	25.132	8:13.794	17:42.872	167
5	09:04:36	45.238	43.720	24.376	1:53.334	19:36.206	161
6	09:06:30	45.164	42.750	25.567	1:53.481	21:29.687	167
7	09:08:22	44.673	43.440	24.129	1:52.242	23:21.929	164
8	09:10:14	44.701	43.180	24.098	1:51.979	25:13.908	167
9	09:12:07	44.872	43.210	24.480	1:52.562	27:06.470	167
10	09:14:04	46.280	45.390	25.681	1:57.351	29:03.821	150
11	09:15:57	44.769	43.940	24.164	1:52.873	30:56.694	-
12	09:17:48	44.666	42.810	23.990	1:51.466	32:48.160	167
Finish flag : 33:25.037							
13	09:19:41	44.670	43.740	24.074	1:52.484	34:40.644	164

No. 18, Tiago Monteiro, Pos. 2

Green flag : 0.###

1	08:51:23	44.108	42.100	23.656	1:49.864	6:23.336	164
2	08:53:13	43.514	42.060	23.968	1:49.542	8:12.878	164
Yellow flag S3 : 9:23.671							
Red flag : 9:36.746							
Green flag : 13:01.381							
3	09:00:33	6:09.83	45.740	24.421	7:19.993	15:32.871	148
4	09:02:22	43.769	41.740	23.930	1:49.439	17:22.310	167
5	09:04:29	50.240	45.600	30.714	Pit In	19:28.864	153
6	09:10:42	-	43.480	24.191	6:13.107	25:41.971	153
7	09:12:31	43.309	41.740	23.869	1:48.918	27:30.889	167
8	09:14:31	43.981	45.530	30.533	Pit In	29:30.933	170
9	09:17:59	-	45.130	25.653	3:27.550	32:58.483	167
Finish flag : 33:25.037							
10	09:19:47	43.397	41.760	23.336	1:48.493	34:46.976	170

No. 12, Rob Huff, Pos. 7

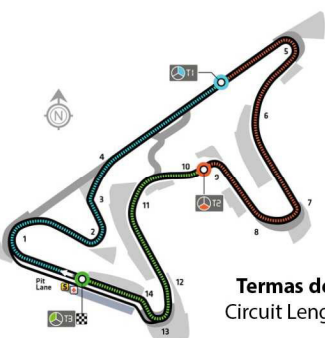
Green flag : 0.###

1	08:54:21	44.042	-	-	1:50.111	9:21.539	167
Yellow flag S3 : 9:23.671							
Red flag : 9:36.746							
Green flag : 13:01.381							
2	09:02:16	6:46.46	43.000	24.704	7:54.165	17:15.704	167
3	09:04:05	43.506	-	-	1:49.441	19:05.145	170
4	09:06:05	43.735	42.870	33.210	Pit In	21:04.960	170
5	09:12:22	-	46.740	26.640	6:17.380	27:22.340	132
6	09:14:22	44.540	43.190	31.639	Pit In	29:21.709	167
Finish flag : 33:25.037							

No. 19, Rikard Rydell, Pos. 15

Green flag : 0.###

1	08:49:38	44.713	42.960	24.412	1:52.085	4:37.822	173
2	08:51:34	44.988	44.420	27.210	1:56.618	6:34.440	164
3	08:53:36	44.500	43.740	33.925	Pit In	8:36.605	164
Yellow flag S3 : 9:23.671							
Red flag : 9:36.746							
Green flag : 13:01.381							
4	09:00:26	-	43.530	24.657	6:49.822	15:26.427	158
5	09:02:18	44.233	42.360	24.609	1:51.202	17:17.629	164
6	09:04:14	46.081	44.160	26.207	1:56.448	19:14.077	173
7	09:06:06	44.503	42.570	24.529	1:51.602	21:05.679	161
8	09:08:07	45.631	43.230	32.521	Pit In	23:07.061	164



Termas de Rio Hondo
Circuit Length - 4.806 Km



6 - 7 - 8 march 2015

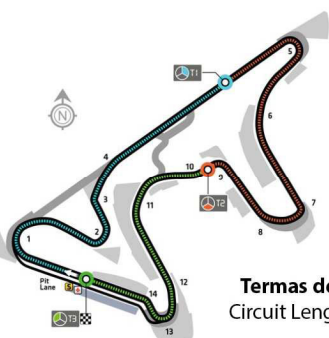
FIA WORLD TOURING CAR CHAMPIONSHIP

Termas de Rio Hondo - Argentina (4.806 km)

Free Practice 1

Lap by lap

Laps	Time	S1	S2	S3	Last Lap	Total time	SP	Laps	Time	S1	S2	S3	Last Lap	Total time	SP
No. 19, Rikard Rydell, Pos. 15								No. 27, John Filippi, Pos. 14							
7	09:06:06	44.503	42.570	24.529	1:51.602	21:05.679	161	Green flag : 0:###							
8	09:08:07	45.631	43.230	32.521	Pit In	23:07.061	164	1	08:51:32	45.202	43.180	24.208	1:52.590	6:32.478	161
9	09:16:05	-	45.710	24.144	7:57.523	31:04.584	102	2	08:53:24	44.912	42.800	24.273	1:51.985	8:24.463	164
10	09:17:55	44.376	42.350	23.984	1:50.710	32:55.294	161	Yellow flag S3 : 9:23.671							
Finish flag : 33:25.037								Red Flag : 9:36.746							
11	09:19:48	44.786	42.600	25.044	1:52.430	34:47.724	164	Green flag : 13:01.381							
No. 25, Mehdi Bennani, Pos. 3								3	09:01:58	7:20.13	45.420	27.915	8:33.472	16:57.935	153
Green flag : 0:###								4	09:03:49	44.155	42.510	23.947	1:50.612	18:48.547	167
1	08:49:10	43.924	42.370	24.259	1:50.553	4:10.069	173	5	09:05:42	46.123	42.860	24.025	1:53.008	20:41.555	164
2	08:51:00	44.501	42.080	23.954	1:50.535	6:00.604	161	6	09:07:33	45.025	42.580	23.921	1:51.526	22:33.081	161
3	08:53:23	49.976	52.070	40.097	Pit In	8:22.747	143	7	09:09:35	44.759	43.180	33.832	Pit In	24:34.852	164
Yellow flag S3 : 9:23.671								8	09:16:54	-	42.830	23.919	7:18.687	31:53.539	164
Red Flag : 9:36.746								Finish flag : 33:25.037							
Green flag : 13:01.381								9	09:18:44	44.211	42.530	23.733	1:50.474	33:44.013	164
4	09:01:01	-	49.390	25.183	7:38.066	16:00.813	125	No. 33, Quing Hua Ma, Pos. 13							
5	09:02:51	43.927	42.120	23.885	1:49.932	17:50.745	170	Green flag : 0:###							
6	09:05:07	50.865	49.350	36.095	Pit In	20:07.055	141	1	08:49:12	44.135	42.440	23.859	1:50.434	4:11.909	164
7	09:14:23	-	1:08.13	27.335	9:15.730	29:22.785	95	2	08:51:03	43.951	42.670	24.111	1:50.732	6:02.641	167
8	09:16:12	43.365	41.820	23.534	1:48.719	31:11.504	164	3	08:53:04	45.549	45.020	30.519	Pit In	8:03.729	161
Finish flag : 33:25.037								Yellow flag S3 : 9:23.671							
9	09:18:37	54.506	52.180	38.640	Pit In	33:36.830	129	Red Flag : 9:36.746							
No. 26, Stefano D'Aste, Pos. 16								Green flag : 13:01.381							
Green flag : 0:###								4	09:02:01	-	45.950	32.496	8:57.467	17:01.196	158
1	08:49:26	44.419	42.470	24.729	1:51.618	4:25.729	164	5	09:04:06	45.034	47.930	32.334	Pit In	19:06.494	164
2	08:51:17	44.101	42.570	24.830	1:51.501	6:17.230	167	6	09:11:36	-	43.800	24.153	7:29.049	26:35.543	161
3	08:53:09	44.190	42.890	24.644	1:51.724	8:08.954	167	7	09:13:27	44.167	42.790	24.098	1:51.055	28:26.598	164
Yellow flag S3 : 9:23.671								8	09:15:19	44.612	42.820	24.508	1:51.940	30:18.538	164
Red Flag : 9:36.746								9	09:17:25	45.712	45.830	34.656	Pit In	32:24.736	153
Green flag : 13:01.381								Finish flag : 33:25.037							
4	09:00:47	6:26.32	46.160	25.663	7:38.149	15:47.103	164	No. 37, José María López, Pos. 1							
5	09:02:38	43.927	42.120	25.054	1:51.101	17:38.204	167	Green flag : 0:###							
6	09:04:30	44.186	43.040	24.232	1:51.458	19:29.662	176	1	08:50:34	43.583	41.850	23.720	1:49.153	5:33.840	164
7	09:06:21	44.218	42.360	25.099	1:51.677	21:21.339	167	2	08:52:51	47.430	53.600	36.376	Pit In	7:51.246	125
8	09:08:14	44.091	44.480	24.468	1:53.039	23:14.378	164	Yellow flag S3 : 9:23.671							
9	09:10:20	44.322	44.590	36.552	Pit In	25:19.842	167	Red Flag : 9:36.746							
10	09:14:04	-	47.100	25.550	3:44.408	29:04.250	111	Green flag : 13:01.381							
11	09:15:55	44.410	42.570	24.058	1:51.038	30:55.288	167	3	09:01:51	-	56.570	28.842	8:59.876	16:51.122	129
12	09:17:46	44.182	42.370	24.240	1:50.792	32:46.080	167	4	09:03:39	43.148	41.630	23.250	1:48.028	18:39.150	164
Finish flag : 33:25.037								5	09:06:18	57.000	1:05.51	35.936	Pit In	21:17.596	92
13	09:19:39	43.980	44.200	24.266	1:52.446	34:38.526	164	6	09:14:21	-	1:06.34	27.168	8:03.712	29:21.308	106
No. 33, Quing Hua Ma, Pos. 13								7	09:16:10	43.132	41.540	23.407	1:48.079	31:09.387	167
Green flag : 13:01.381								Finish flag : 33:25.037							



Termas de Rio Hondo
Circuit Length - 4.806 Km



6 - 7 - 8 march 2015

FIA WORLD TOURING CAR CHAMPIONSHIP

Termas de Rio Hondo - Argentina (4.806 km)

Free Practice 1

Lap by lap

Laps	Time	S1	S2	S3	Last Lap	Total time	SP	Laps	Time	S1	S2	S3	Last Lap	Total time	SP
------	------	----	----	----	----------	------------	----	------	------	----	----	----	----------	------------	----

No. 37, José María López, Pos. 1

Finish flag : 33:25.037

8	09:18:34	55.293	51.920	37.373	Pit In	33:33.973	125
---	----------	--------	--------	--------	--------	-----------	-----

No. 68, Yvan Muller, Pos. 5

Green flag : 0:###

1	08:51:36	-	52.740	26.257	2:49.687	6:35.937	129
---	----------	---	--------	--------	----------	----------	-----

2	08:53:50	43.583	50.410	40.239	Pit In	8:50.169	170
---	----------	--------	--------	--------	--------	----------	-----

Yellow flag S3 : 9:23.671

Red Flag : 9:36.746

Green flag : 13:01.381

3	09:00:35	-	48.210	26.294	6:45.115	15:35.284	143
---	----------	---	--------	--------	----------	-----------	-----

4	09:02:24	43.176	41.390	24.597	1:49.163	17:24.447	167
---	----------	--------	--------	--------	----------	-----------	-----

5	09:04:27	47.703	44.890	30.423	Pit In	19:27.463	153
---	----------	--------	--------	--------	--------	-----------	-----

6	09:09:41	-	45.250	26.139	5:13.426	24:40.889	164
---	----------	---	--------	--------	----------	-----------	-----

7	09:11:36	43.891	41.590	29.890	Pit In	26:36.260	164
---	----------	--------	--------	--------	--------	-----------	-----

8	09:16:36	-	42.990	23.890	4:59.790	31:36.050	164
---	----------	---	--------	--------	----------	-----------	-----

Finish flag : 33:25.037

9	09:18:25	43.960	41.550	23.478	1:48.988	33:25.038	170
---	----------	--------	--------	--------	----------	-----------	-----

No. 98, Dušan Borkovic, Pos. 9

Green flag : 0:###

1	08:50:41	44.204	43.060	24.490	1:51.754	5:40.710	161
---	----------	--------	--------	--------	----------	----------	-----

2	08:52:33	44.880	43.000	24.614	1:52.494	7:33.204	164
---	----------	--------	--------	--------	----------	----------	-----

Yellow flag S3 : 9:23.671

Red Flag : 9:36.746

Green flag : 13:01.381

3	09:01:55	8:10.40	45.850	25.416	9:21.672	16:54.876	155
---	----------	---------	--------	--------	----------	-----------	-----

4	09:03:46	44.164	42.350	24.937	1:51.451	18:46.327	164
---	----------	--------	--------	--------	----------	-----------	-----

5	09:05:37	44.403	42.460	24.225	1:51.088	20:37.415	164
---	----------	--------	--------	--------	----------	-----------	-----

6	09:07:29	44.735	42.390	24.299	1:51.424	22:28.839	161
---	----------	--------	--------	--------	----------	-----------	-----

7	09:09:33	44.531	43.590	35.989	Pit In	24:32.949	167
---	----------	--------	--------	--------	--------	-----------	-----

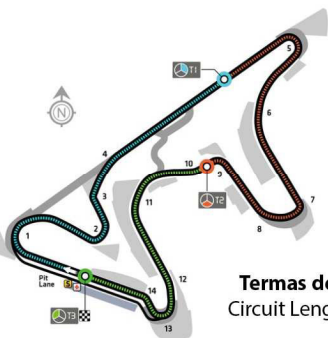
8	09:17:41	-	44.270	24.941	8:08.302	32:41.251	158
---	----------	---	--------	--------	----------	-----------	-----

Finish flag : 33:25.037

9	09:19:32	43.919	42.330	23.913	1:50.162	34:31.413	161
---	----------	--------	--------	--------	----------	-----------	-----

Weather/Track: Cloud 28 C/Damp 58 C

Green flag : 08:45, Finish flag : 09:18



Termas de Rio Hondo
Circuit Length - 4.806 Km



6 - 7 - 8 march 2015

FIA WORLD TOURING CAR CHAMPIONSHIP

Termas de Rio Hondo - Argentina (4.806 km)

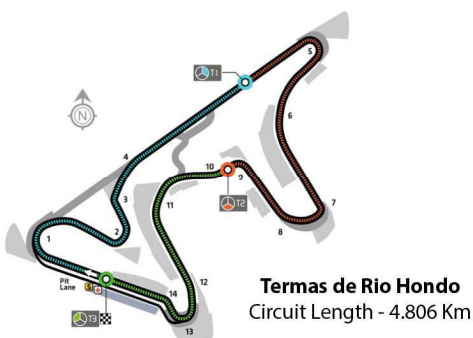
Free Practice 1

Best sectors by laps

Laps	Best S1	Best S2	Best S3	Best SP	Best Lap	Ideal lap time	Gap
1	43.583 (37)	41.850 (37)	23.656 (18)	129 (68)	1:49.153 (37)	1:49.089	0.064
2	43.514 (18)	41.940 (9)	23.954 (25)	125 (37)	1:49.542 (18)	1:49.408	0.134
3	43.506 (12)	42.450 (7)	24.104 (7)	122 (2)	1:49.441 (12)		
4	43.148 (37)	41.390 (68)	23.250 (37)	125 (25)	1:48.028 (37)	1:47.788	0.240
5	43.712 (9)	41.690 (9)	23.508 (9)	92 (37)	1:48.910 (9)	1:48.910	-
6	43.639 (2)	42.050 (2)	23.626 (4)	94 (7)	1:49.432 (2)	1:49.315	0.117
7	43.132 (37)	41.540 (37)	23.407 (37)	95 (25)	1:48.079 (37)	1:48.079	-
8	43.365 (25)	41.770 (9)	23.526 (9)	61 (15)	1:48.719 (25)	1:48.661	0.058
9	43.684 (9)	41.550 (68)	23.478 (68)	102 (19)	1:48.988 (68)	1:48.712	0.276
10	43.397 (18)	41.760 (18)	23.336 (18)	111 (26)	1:48.493 (18)	1:48.493	-
11	43.770 (5)	42.360 (9)	23.959 (9)	164 (3)	1:51.038 (26)	1:50.089	0.949
12	44.182 (26)	42.370 (26)	23.990 (11)	167 (26)	1:50.792 (26)	1:50.542	0.250
13	43.980 (26)	43.740 (11)	24.074 (11)	164 (26)	1:52.446 (26)	1:51.794	0.652

Weather/Track: Cloud 28 C/Damp 58 C

Green flag : 08:45, Finish flag : 09:18



6 - 7 - 8 march 2015

FIA WORLD TOURING CAR CHAMPIONSHIP

Termas de Rio Hondo - Argentina (4.806 km)

FREE PRACTICE 1 - CLASSIFICATION

Classification on the best lap

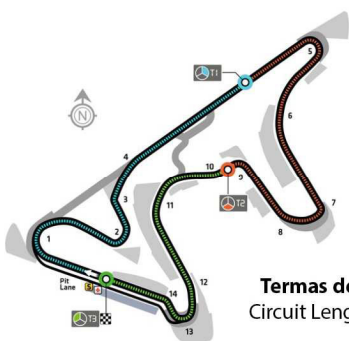
BEST SECTORS

P...	No.	Driver	C	S1	Best S1	S2	Best S2	S3	Best S3	Laps	Best Lap	In lap	Gap 1st	Gap Prev	Best SP	Ideal lap time	Best SP
1	37	José María López		43.148	43.132	41.630	41.540	23.250	23.250	8	1:48.028	4	-	-	160	1:47.922	167
2	18	Tiago Monteiro		43.397	43.309	41.760	41.740	23.336	23.336	10	1:48.493	10	0.465	0.465	159	1:48.385	170
3	25	Mehdi Bennani	I	43.365	43.365	41.820	41.820	23.534	23.534	9	1:48.719	8	0.691	0.226	159	1:48.719	173
4	9	Sébastien Loeb		43.712	43.684	41.690	41.690	23.508	23.508	11	1:48.910	5	0.882	0.191	159	1:48.882	173
5	68	Yvan Muller		43.960	43.176	41.550	41.390	23.478	23.478	9	1:48.988	9	0.960	0.078	159	1:48.044	170
6	2	Gabriele Tarquini		43.639	43.447	42.050	42.050	23.743	23.666	8	1:49.432	6	1.404	0.444	158	1:49.163	167
7	12	Rob Huff		43.506	43.506	-	42.870	2:14.1...	24.704	6	1:49.441	3	1.413	0.009	158	1:51.080	170
8	3	Tom Chilton	I	43.903	43.903	41.930	41.930	23.998	23.774	11	1:49.831	10	1.803	0.390	158	1:49.607	170
9	98	Dušan Borkovic	I	43.919	43.919	42.330	42.330	23.913	23.913	9	1:50.162	9	2.134	0.331	157	1:50.162	167
10	5	Norbert Michelisz	I	44.142	43.770	42.100	41.940	24.005	24.005	11	1:50.247	6	2.219	0.085	157	1:49.715	170
11	7	Hugo Valente	I	43.771	43.771	42.450	42.160	24.104	23.862	9	1:50.325	3	2.297	0.078	157	1:49.793	180
12	4	Tom Coronel	I	44.342	44.234	42.440	42.410	23.626	23.626	7	1:50.408	6	2.380	0.083	157	1:50.270	164
13	33	Quing Hua Ma		44.135	43.951	42.440	42.440	23.859	23.859	9	1:50.434	1	2.406	0.026	157	1:50.250	167
14	27	John Filippi	I	44.211	44.155	42.530	42.510	23.733	23.733	9	1:50.474	9	2.446	0.040	157	1:50.398	167
15	19	Rikard Rydell		44.376	44.233	42.350	42.350	23.984	23.984	11	1:50.710	10	2.682	0.236	156	1:50.567	173
16	26	Stefano D'Aste	I	44.182	43.927	42.370	42.120	24.240	24.058	13	1:50.792	12	2.764	0.082	156	1:50.105	176
17	15	James Thompson		44.462	44.462	-	46.380	13:04....	27.375	8	1:51.408	6	3.380	0.616	155	1:58.217	173
18	11	Grégoire Demoustier	I	44.666	44.628	42.810	42.750	23.990	23.990	13	1:51.466	12	3.438	0.058	155	1:51.368	167

Best Lap : 1:48.028 (160 km/h), (No.37) José María López

Weather/Track: Cloud 28 C/Damp 58 C

Green flag : 08:45, Finish flag : 09:18



Termas de Rio Hondo
Circuit Length - 4.806 Km



6 - 7 - 8 march 2015

FIA WORLD TOURING CAR CHAMPIONSHIP
FREE PRACTICE 2 - CLASSIFICATION

Termas de Rio Hondo - Argentina (4.806 km)
Classification on the best lap

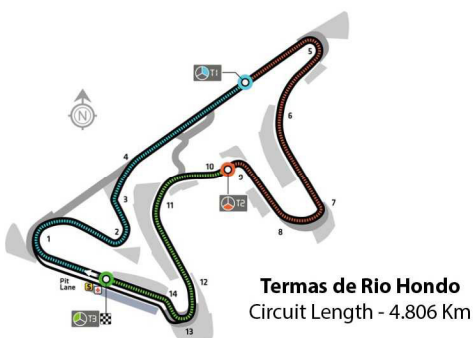
Pos.	No.	Driver	Nat	C	Car	Best Lap	In lap	Laps	Gap 1st	Gap Prev	Best SP
1	37	José María López	ARG		Citroën C-Elysée WTCC	1:46.589	9	9	-	-	162
2	33	Quing Hua Ma	CHN		Citroën C-Elysée WTCC	1:46.833	8	11	0.244	0.244	162
3	68	Yvan Muller	FRA		Citroën C-Elysée WTCC	1:46.979	1	9	0.390	0.146	162
4	18	Tiago Monteiro	PRT		Honda Civic WTCC	1:47.031	1	10	0.442	0.052	162
5	12	Rob Huff	GBR		LADA Vesta WTCC	1:47.442	8	9	0.853	0.411	161
6	25	Mehdi Bennani	MAR	I	Citroën C-Elysée WTCC	1:47.950	1	10	1.361	0.508	160
7	26	Stefano D'Aste	ITA	I	Chevrolet RML Cruze TC1	1:47.956	12	12	1.367	0.006	160
8	9	Sébastien Loeb	FRA		Citroën C-Elysée WTCC	1:47.976	4	11	1.387	0.020	160
9	27	John Filippi	FRA	I	Chevrolet RML Cruze TC1	1:48.110	8	10	1.521	0.134	160
10	7	Hugo Valente	FRA	I	Chevrolet RML Cruze TC1	1:48.128	1	5	1.539	0.018	160
11	2	Gabriele Tarquini	ITA		Honda Civic WTCC	1:48.170	1	10	1.581	0.042	160
12	3	Tom Chilton	GBR	I	Chevrolet RML Cruze TC1	1:48.209	6	9	1.620	0.039	160
13	4	Tom Coronel	NLD	I	Chevrolet RML Cruze TC1	1:48.632	1	12	2.043	0.423	159
14	5	Norbert Michelisz	HUN	I	Honda Civic WTCC	1:48.648	10	11	2.059	0.016	159
15	11	Grégoire Demoustier	FRA	I	Chevrolet RML Cruze TC1	1:48.850	9	12	2.261	0.202	159
16	19	Rikard Rydell	SWE		Honda Civic WTCC	1:49.062	7	10	2.473	0.212	159
17	15	James Thompson	GBR		LADA Vesta WTCC	1:49.134	9	11	2.545	0.072	159
18	98	Dušan Borkovic	SRB	I	Honda Civic WTCC	1:49.762	3	12	3.173	0.628	158

Best Lap : 1:46.589 (162 km/h), (No.37) José María López

Weather/Track: Cloud 30 C/Damp 58 C

Green flag : 11:00, Finish flag : 11:45

Race Director	Steward	Timekeeper
---------------	---------	------------



6 - 7 - 8 march 2015

FIA WORLD TOURING CAR CHAMPIONSHIP

Termas de Rio Hondo - Argentina (4.806 km)

Free Practice 2

Lap by lap

Laps	Time	S1	S2	S3	Last Lap	Total time	SP	Laps	Time	S1	S2	S3	Last Lap	Total time	SP
------	------	----	----	----	----------	------------	----	------	------	----	----	----	----------	------------	----

No. 2, Gabriele Tarquini, Pos. 11

Green flag : 0.###							
1	11:04:11	43.257	41.470	23.443	1:48.170	4:11.053	167
2	11:06:11	45.127	41.780	32.559	Pit In	6:10.519	161
3	11:12:25	-	42.100	24.202	6:14.373	12:24.892	164
4	11:14:14	43.188	41.430	23.850	1:48.468	14:13.360	170
5	11:16:15	46.040	42.790	32.812	Pit In	16:15.002	167
Red Flag : 20:54.695							
Green flag : 32:59.596							
6	11:35:20	-	42.410	25.056	19:05.034	35:20.036	164
7	11:37:09	43.484	41.450	23.899	1:48.833	37:08.869	167

Green flag : 32:59.596

8	11:35:31	15:28.6	44.380	23.947	16:36.938	35:30.127	161
9	11:37:20	43.953	41.650	23.684	1:49.287	37:19.414	170
Yellow flag S1 : 37:41.221							
Green flag S1 : 38:54.505							
10	11:39:12	46.486	41.620	23.773	1:51.879	39:11.293	164
11	11:41:03	43.897	43.250	23.751	1:50.898	41:02.191	167
Finish flag : 42:17.156							
12	11:42:52	43.799	41.710	23.521	1:49.030	42:51.221	161

No. 5, Norbert Michelisz, Pos. 14

Green flag : 0.###							
Yellow flag S1 : 37:41.221							
Green flag S1 : 38:54.505							
8	11:38:59	43.701	41.660	23.856	1:49.217	38:58.086	167
9	11:40:54	48.054	42.990	24.620	1:55.664	40:53.750	148
Finish flag : 42:17.156							
10	11:42:43	43.650	41.690	23.613	1:48.953	42:42.703	167

Green flag : 0.###							
1	11:04:41	46.934	46.560	38.531	Pit In	4:40.911	167
2	11:07:56	-	43.430	24.521	3:14.200	7:55.111	150
3	11:09:54	43.869	47.680	26.767	1:58.316	9:53.427	164
4	11:11:43	43.733	41.620	23.830	1:49.183	11:42.610	167
5	11:13:43	44.220	43.030	32.422	Pit In	13:42.282	170
6	11:19:42	-	43.540	24.713	5:59.771	19:42.053	167

No. 3, Tom Chilton, Pos. 12

Green flag : 0.###							
1	11:09:53	43.815	42.000	23.748	1:49.563	9:52.358	170
2	11:11:42	43.682	41.630	23.607	1:48.919	11:41.277	167
3	11:13:31	43.443	41.300	24.134	1:48.877	13:30.154	164
4	11:15:31	45.666	43.080	31.375	Pit In	15:30.275	170
Red Flag : 20:54.695							
Green flag : 32:59.596							
5	11:35:33	-	43.960	25.411	20:02.506	35:32.781	167
6	11:37:21	43.499	41.110	23.600	1:48.209	37:20.990	-
Yellow flag S1 : 37:41.221							
Green flag S1 : 38:54.505							
7	11:39:11	44.270	41.490	23.468	1:49.228	39:10.218	173
8	11:41:00	43.622	41.560	24.651	1:49.833	41:00.051	170
Finish flag : 42:17.156							
9	11:43:10	45.299	47.000	37.258	Pit In	43:09.608	132

Red Flag : 20:54.695							
Green flag : 32:59.596							
7	11:35:18	14:26.1	43.870	25.279	15:35.326	35:17.379	153
8	11:37:07	43.531	41.730	24.252	1:49.513	37:06.892	167
Yellow flag S1 : 37:41.221							
Green flag S1 : 38:54.505							
9	11:39:00	46.908	41.510	23.837	1:52.255	38:59.147	161
10	11:40:48	43.403	41.310	23.935	1:48.648	40:47.795	164
Finish flag : 42:17.156							
11	11:42:51	44.945	43.610	33.852	Pit In	42:50.202	164

No. 7, Hugo Valente, Pos. 10

No. 4, Tom Coronel, Pos. 13

Green flag : 0.###							
1	11:04:14	43.405	41.760	23.467	1:48.632	4:13.657	164
2	11:06:10	45.453	45.180	25.672	1:56.305	6:09.962	164
3	11:07:59	43.638	41.720	23.507	1:48.865	7:58.827	167
4	11:09:48	43.473	41.760	23.532	1:48.765	9:47.592	173
5	11:11:55	45.088	47.260	34.601	Pit In	11:54.541	164
6	11:17:04	-	51.260	26.040	5:09.189	17:03.730	136
7	11:18:54	43.860	42.170	23.429	1:49.459	18:53.189	170
Red Flag : 20:54.695							

Green flag : 0.###							
1	11:05:42	43.219	41.280	23.629	1:48.128	5:41.739	167
2	11:07:31	43.361	41.390	23.816	1:48.567	7:30.306	167
3	11:09:30	43.644	42.540	33.467	Pit In	9:29.957	164
4	11:18:01	-	47.500	23.785	8:30.128	18:00.085	143
5	11:19:49	43.215	41.610	23.590	1:48.415	19:48.500	167
6	-	43.370	-	-	-	-	164

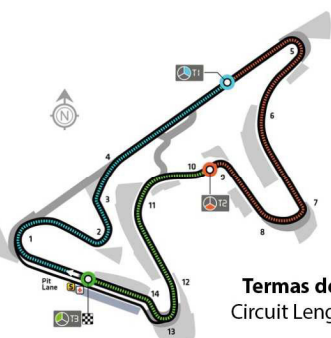
Red Flag : 20:54.695

Green flag : 32:59.596

Yellow flag S1 : 37:41.221

Green flag S1 : 38:54.505

Finish flag : 42:17.156



Termas de Rio Hondo
Circuit Length - 4.806 Km



6 - 7 - 8 march 2015

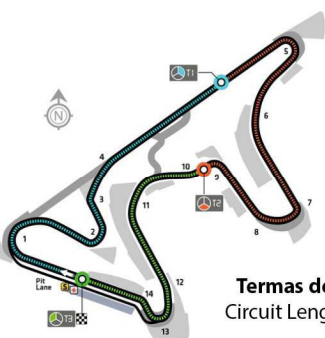
FIA WORLD TOURING CAR CHAMPIONSHIP

Termas de Rio Hondo - Argentina (4.806 km)

Free Practice 2

Lap by lap

Laps	Time	S1	S2	S3	Last Lap	Total time	SP	Laps	Time	S1	S2	S3	Last Lap	Total time	SP
No. 9, Sébastien Loeb, Pos. 8								Red Flag : 20:54.695							
Green flag : 0.###								Green flag : 32:59.596							
1	11:04:24	43.310	41.660	24.320	1:49.290	4:23.380	170	5	11:35:15	-	-	-	20:07.903	35:14.608	167
2	11:06:22	46.180	42.000	30.408	Pit In	6:21.968	167	6	11:37:03	43.182	41.400	23.127	1:47.709	37:02.317	170
3	11:11:15	-	42.590	24.650	4:52.302	11:14.270	164	Yellow flag S1 : 37:41.221							
4	11:13:03	43.430	41.340	23.206	1:47.976	13:02.246	170	7	11:38:53	44.343	42.100	23.784	1:50.227	38:52.544	170
5	11:14:51	43.744	41.570	23.165	1:48.479	14:50.725	170	Green flag S1 : 38:54.505							
6	11:16:45	43.515	41.720	28.802	Pit In	16:44.762	170	8	11:40:40	42.996	-	-	1:47.442	40:39.986	170
Red Flag : 20:54.695								Finish flag : 42:17.156							
Green flag : 32:59.596								9	11:42:34	43.364	-	-	1:53.570	42:33.556	167
7	11:35:43	-	46.180	26.280	18:57.368	35:42.130	158	No. 15, James Thompson, Pos. 17							
8	11:37:31	43.260	41.380	23.574	1:48.214	37:30.344	164	Green flag : 0.###							
Yellow flag S1 : 37:41.221								1	11:05:08	46.340	-	-	1:59.639	5:07.449	107
Green flag S1 : 38:54.505								2	11:06:57	43.551	-	-	1:49.297	6:56.746	170
9	11:39:20	44.626	41.420	23.383	1:49.429	39:19.773	164	3	11:08:48	44.144	-	-	1:50.466	8:47.212	170
10	11:41:10	43.927	41.770	23.561	1:49.258	41:09.031	170	4	11:11:00	52.968	45.430	34.136	Pit In	10:59.746	114
Finish flag : 42:17.156								5	11:17:48	-	-	-	6:48.221	17:47.967	173
11	11:43:12	45.769	42.450	34.398	Pit In	43:11.648	161	6	11:19:39	44.483	-	-	1:50.571	19:38.538	167
Red Flag : 20:54.695								Red Flag : 20:54.695							
Green flag : 32:59.596								Green flag : 32:59.596							
1	11:04:37	43.947	42.770	23.804	1:50.521	4:36.364	164	7	11:35:27	14:38.1	45.220	24.937	15:48.259	35:26.797	170
2	11:06:30	44.656	43.270	24.846	1:52.772	6:29.136	164	8	11:37:33	53.123	-	-	2:05.638	37:32.435	155
3	11:08:20	44.334	42.420	24.014	1:50.768	8:19.904	167	Yellow flag S1 : 37:41.221							
4	11:10:11	44.596	42.220	23.879	1:50.695	10:10.599	167	Green flag S1 : 38:54.505							
5	11:12:02	44.441	42.270	24.203	1:50.914	12:01.513	167	9	11:39:22	43.415	-	-	1:49.134	39:21.569	170
6	11:13:53	44.337	42.150	24.311	1:50.798	13:52.311	167	10	11:41:13	44.101	-	-	1:50.758	41:12.327	170
7	11:15:51	44.499	42.390	31.851	Pit In	15:51.051	170	Finish flag : 42:17.156							
Red Flag : 20:54.695								11	11:43:03	43.933	-	-	1:50.379	43:02.706	170
Green flag : 32:59.596								Red Flag : 20:54.695							
8	11:35:58	-	44.000	28.511	20:06.240	35:57.291	161	Green flag : 32:59.596							
Yellow flag S1 : 37:41.221								Green flag : 0.###							
9	11:37:47	43.459	41.970	23.421	1:48.850	37:46.141	167	1	11:04:50	42.957	41.120	22.954	1:47.031	4:49.264	173
Green flag S1 : 38:54.505								2	11:06:49	43.716	42.360	32.774	Pit In	6:48.114	164
10	11:39:36	44.169	41.660	23.719	1:49.548	39:35.689	170	3	11:12:46	-	43.070	23.937	5:57.473	12:45.587	167
11	11:41:27	43.811	42.660	24.642	1:51.113	41:26.802	167	4	11:14:33	43.023	41.080	23.109	1:47.212	14:32.799	173
Finish flag : 42:17.156								5	11:16:32	46.771	41.510	30.223	Pit In	16:31.303	167
12	11:43:17	43.968	42.250	24.003	1:50.221	43:17.023	170	Red Flag : 20:54.695							
Red Flag : 20:54.695								Green flag : 32:59.596							
Green flag : 32:59.596								6	11:35:19	-	43.280	24.559	18:47.706	35:19.009	167
Yellow flag S1 : 37:41.221								7	11:37:08	43.231	41.350	23.496	1:48.077	37:07.086	164
Green flag S1 : 38:54.505								Yellow flag S1 : 37:41.221							
Green flag : 0.###								Green flag S1 : 38:54.505							
1	11:09:04	47.112	45.640	25.444	1:58.196	9:04.034	153	8	11:38:56	43.504	41.450	23.422	1:48.376	38:55.462	167
2	11:11:03	44.646	49.190	24.957	1:58.793	11:02.827	167	9	11:40:44	43.288	41.250	23.510	1:48.048	40:43.510	164
3	11:12:57	42.993	43.390	26.965	1:53.348	12:56.175	170	Red Flag : 20:54.695							
4	11:15:07	43.235	-	-	Pit In	15:06.705	167	Green flag : 32:59.596							
Red Flag : 20:54.695								Green flag : 32:59.596							
Green flag : 32:59.596								Yellow flag S1 : 37:41.221							
Yellow flag S1 : 37:41.221								Green flag S1 : 38:54.505							
Green flag S1 : 38:54.505								Green flag : 0.###							
Green flag : 0.###								Green flag : 0.###							



Termas de Rio Hondo
Circuit Length - 4.806 Km



6 - 7 - 8 march 2015

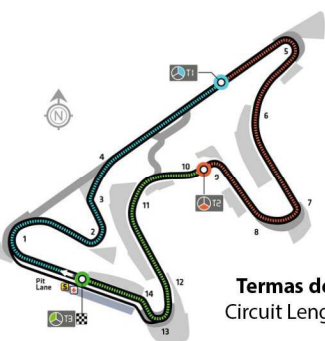
FIA WORLD TOURING CAR CHAMPIONSHIP

Termas de Rio Hondo - Argentina (4.806 km)

Free Practice 2

Lap by lap

Laps	Time	S1	S2	S3	Last Lap	Total time	SP	Laps	Time	S1	S2	S3	Last Lap	Total time	SP
No. 18, Tiago Monteiro, Pos. 4								2	11:06:08	43.448	41.480	24.298	1:49.226	6:07.628	164
8	11:38:56	43.504	41.450	23.422	1:48.376	38:55.462	167	3	11:07:58	43.352	41.900	24.475	1:49.727	7:57.355	170
9	11:40:44	43.288	41.250	23.510	1:48.048	40:43.510	164	4	11:09:47	43.515	-	-	1:49.486	9:46.841	167
								5	11:11:48	43.539	42.840	34.248	Pit In	11:47.468	170
								6	11:15:55	-	46.610	25.331	4:06.763	15:54.231	170
10	11:42:32	43.470	41.510	23.484	1:48.464	42:31.974	164	7	11:17:44	43.389	41.590	24.364	1:49.343	17:43.574	167
								8	11:19:33	43.606	41.840	23.746	1:49.192	19:32.766	167
No. 19, Rikard Rydell, Pos. 16															
								Green flag : 0.###							
1	11:05:17	50.211	46.600	34.992	Pit In	5:17.012	120	Red Flag : 20:54.695							
2	11:08:01	-	48.330	28.916	2:43.374	8:00.386	164	Green flag : 32:59.596							
3	11:09:56	43.994	43.320	27.743	1:55.057	9:55.443	170	9	11:36:35	15:40.7	57.180	24.038	17:01.982	36:34.748	134
4	11:11:46	43.767	41.950	24.647	1:50.364	11:45.807	170	Yellow flag S1 : 37:41.221							
5	11:13:48	45.393	43.500	32.585	Pit In	13:47.285	164	10	11:38:23	43.342	-	-	1:48.201	38:22.949	164
								Green flag S1 : 38:54.505							
								Red Flag : 20:54.695							
								Green flag : 32:59.596							
6	11:35:34	-	44.800	25.782	21:46.737	35:34.022	141	11	11:40:34	47.141	52.290	30.756	2:10.187	40:33.136	164
7	11:37:24	43.548	41.340	24.174	1:49.062	37:23.084	167	Finish flag : 42:17.156							
								Yellow flag S1 : 37:41.221							
								Green flag S1 : 38:54.505							
8	11:39:16	44.976	43.220	24.576	1:52.772	39:15.856	148	No. 27, John Filippi, Pos. 9							
9	11:41:05	43.704	41.630	23.833	1:49.167	41:05.023	164	Green flag : 0.###							
								Red Flag : 20:54.695							
								Green flag : 32:59.596							
10	11:43:00	44.817	44.110	26.020	1:54.947	42:59.970	145	1	11:04:53	43.718	41.720	23.540	1:48.978	4:52.110	167
No. 25, Mehdi Bennani, Pos. 6								2	11:06:41	43.530	41.820	23.508	1:48.858	6:40.968	164
								Green flag : 0.###							
1	11:05:10	43.168	41.340	23.442	1:47.950	5:09.392	164	3	11:08:40	43.862	42.430	32.335	Pit In	8:39.595	167
2	11:06:59	43.538	41.750	23.541	1:48.829	6:58.221	170	4	11:16:26	-	45.640	23.549	7:46.284	16:25.879	167
3	11:09:14	49.889	49.350	36.429	Pit In	9:13.889	134	5	11:18:15	43.521	41.940	23.717	1:49.178	18:15.057	167
4	11:18:14	-	48.630	24.585	8:59.496	18:13.385	164	6	11:20:14	44.053	41.860	32.281	Pit In	20:13.251	167
5	11:20:02	43.665	41.490	23.227	1:48.382	20:01.767	164	Red Flag : 20:54.695							
								Green flag : 32:59.596							
6	11:36:00	14:47.2	45.700	25.120	15:58.083	35:59.850	158	7	11:36:37	-	1:01.97	25.301	16:23.280	36:36.531	114
								Yellow flag S1 : 37:41.221							
7	11:37:49	43.720	41.460	23.435	1:48.615	37:48.465	164	Yellow flag S1 : 37:41.221							
								Green flag S1 : 38:54.505							
8	11:39:38	43.715	41.440	23.466	1:48.621	39:37.086	164	8	11:38:25	43.499	41.440	23.171	1:48.110	38:24.641	170
9	11:41:27	43.794	41.640	23.746	1:49.180	41:26.266	167	Green flag S1 : 38:54.505							
								Finish flag : 42:17.156							
10	11:43:35	43.984	-	-	Pit In	43:34.165	164	9	11:40:29	45.969	49.310	28.787	2:04.066	40:28.707	158
No. 26, Stefano D'Aste, Pos. 7								Finish flag : 42:17.156							
								Green flag : 32:59.596							
								Red Flag : 20:54.695							
								Green flag : 32:59.596							
1	11:04:19	43.707	41.590	23.592	1:48.889	4:18.402	164	10	11:42:18	43.223	41.820	23.407	1:48.450	42:17.157	164
No. 33, Quing Hua Ma, Pos. 2								No. 27, John Filippi, Pos. 9							
								Green flag : 0.###							
1	11:04:25	43.258	41.620	23.506	1:48.384	4:24.196	170	Red Flag : 20:54.695							
2	11:06:17	43.564	-	-	1:52.802	6:16.998	167	Green flag : 32:59.596							
3	11:08:14	43.742	41.820	30.709	Pit In	8:13.269	167	7	11:36:37	-	1:01.97	25.301	16:23.280	36:36.531	114
4	11:15:27	-	46.260	25.662	7:13.213	15:26.482	125	Yellow flag S1 : 37:41.221							
5	11:17:16	43.638	41.490	24.176	1:49.304	17:15.786	164	8	11:38:25	43.499	41.440	23.171	1:48.110	38:24.641	170
6	11:19:48	43.914	55.230	52.875	Pit In	19:47.805	173	Green flag S1 : 38:54.505							
								Finish flag : 42:17.156							
								Red Flag : 20:54.695							
								Green flag : 32:59.596							



Termas de Rio Hondo
Circuit Length - 4.806 Km



6 - 7 - 8 march 2015

FIA WORLD TOURING CAR CHAMPIONSHIP

Termas de Rio Hondo - Argentina (4.806 km)

Free Practice 2

Lap by lap

Laps Time S1 S2 S3 Last Lap Total time SP Laps Time S1 S2 S3 Last Lap Total time SP

No. 33, Quing Hua Ma, Pos. 2

Red Flag : 20:54.695
Green flag : 32:59.596

7	11:35:25	-	45.470	24.099	15:36.654	35:24.459	164
8	11:37:12	42.731	41.090	23.012	1:46.833	37:11.292	164

Yellow flag S1 : 37:41.221
Green flag S1 : 38:54.505

9	11:39:00	43.188	41.360	23.701	1:48.249	38:59.541	167
10	11:41:13	46.069	51.780	34.670	Pit In	41:12.060	155

Finish flag : 42:17.156

11	11:44:14	-	51.590	37.884	Pit In	44:13.944	114
----	----------	---	--------	--------	--------	-----------	-----

No. 98, Dušan Borkovic, Pos. 18

Green flag : 0.###

1	11:04:58	47.221	52.650	25.103	2:04.974	4:57.193	145
2	11:06:48	43.727	42.430	24.570	1:50.727	6:47.920	-
3	11:08:38	44.040	41.900	23.822	1:49.762	8:37.682	161
4	11:10:28	44.218	41.880	23.977	1:50.075	10:27.757	161
5	11:12:36	44.373	43.060	40.464	Pit In	12:35.654	167
6	11:18:31	-	44.250	25.377	5:54.713	18:30.367	158
7	11:20:21	43.853	42.190	24.313	1:50.356	20:20.723	167

Red Flag : 20:54.695
Green flag : 32:59.596

8	11:35:22	13:52.6	42.560	25.633	15:00.800	35:21.523	155
9	11:37:14	43.537	43.950	24.093	1:51.580	37:13.103	167

Yellow flag S1 : 37:41.221
Green flag S1 : 38:54.505

10	11:39:06	44.067	44.420	24.266	1:52.753	39:05.856	167
11	11:41:07	44.124	42.480	33.724	2:00.328	41:06.184	164

Finish flag : 42:17.156

12	11:43:07	44.096	42.220	34.095	Pit In	43:06.595	161
----	----------	--------	--------	--------	--------	-----------	-----

No. 37, José María López, Pos. 1

Green flag : 0.###

1	11:06:24	54.821	1:05.30	29.255	2:29.376	6:23.685	150
2	11:08:11	42.915	41.140	23.197	1:47.252	8:10.937	164
3	11:10:36	55.033	54.440	34.863	Pit In	10:35.273	100
4	11:17:03	-	51.470	25.850	6:27.627	17:02.900	132
5	11:18:51	42.850	41.300	23.089	1:47.239	18:50.139	164

Red Flag : 20:54.695
Green flag : 32:59.596

6	11:36:56	16:42.9	53.930	28.928	18:05.849	36:55.988	153
---	----------	---------	--------	--------	-----------	-----------	-----

Yellow flag S1 : 37:41.221

7	11:38:43	42.702	40.930	23.180	1:46.812	38:42.800	167
---	----------	--------	--------	--------	----------	-----------	-----

Green flag S1 : 38:54.505

8	11:41:34	53.030	1:16.62	40.687	2:50.337	41:33.137	102
---	----------	--------	---------	--------	----------	-----------	-----

Finish flag : 42:17.156

9	11:43:20	42.653	40.790	23.146	1:46.589	43:19.726	167
---	----------	--------	--------	--------	----------	-----------	-----

No. 68, Yvan Muller, Pos. 3

Green flag : 0.###

1	11:04:09	43.063	40.960	22.956	1:46.979	4:08.896	167
2	11:06:12	46.334	45.040	30.813	Pit In	6:11.083	143
3	11:11:59	-	45.430	26.262	5:47.389	11:58.472	148
4	11:13:51	44.818	41.070	25.853	1:51.741	13:50.213	161
5	11:15:48	43.067	40.920	33.626	Pit In	15:47.826	167

Red Flag : 20:54.695
Green flag : 32:59.596

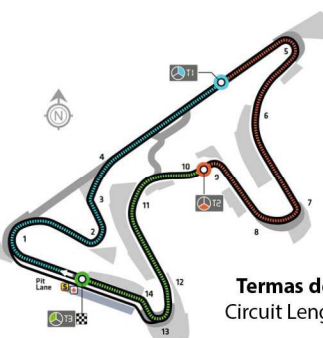
6	11:35:40	-	45.920	25.709	19:51.323	35:39.149	161
7	11:37:34	43.591	41.270	29.597	Pit In	37:33.607	158

Yellow flag S1 : 37:41.221
Green flag S1 : 38:54.505

8	11:40:59	-	45.530	26.418	3:24.771	40:58.378	158
---	----------	---	--------	--------	----------	-----------	-----

Finish flag : 42:17.156

9	11:42:55	43.112	40.840	31.858	Pit In	42:54.188	170
---	----------	--------	--------	--------	--------	-----------	-----



Termas de Rio Hondo
Circuit Length - 4.806 Km



6 - 7 - 8 march 2015

FIA WORLD TOURING CAR CHAMPIONSHIP

Termas de Rio Hondo - Argentina (4.806 km)

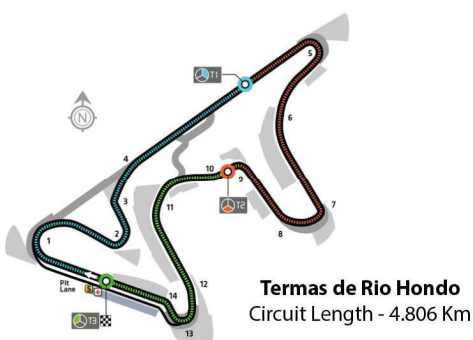
Free Practice 2

Best sectors by laps

Laps	Best S1	Best S2	Best S3	Best SP	Best Lap	Ideal lap time	Gap
1	42.957 (18)	40.960 (68)	22.954 (18)	107 (15)	1:46.979 (68)	1:46.871	0.108
2	42.915 (37)	41.140 (37)	23.197 (37)	143 (68)	1:47.252 (37)	1:47.252	-
3	42.993 (12)	41.300 (3)	23.507 (4)	100 (37)	1:48.865 (4)	1:47.800	1.065
4	43.023 (18)	41.070 (68)	23.109 (18)	114 (15)	1:47.212 (18)	1:47.202	0.010
5	42.850 (37)	40.920 (68)	23.089 (37)	164 (4)	1:47.239 (37)	1:46.859	0.380
6	43.182 (12)	41.110 (3)	23.127 (12)	136 (4)	1:47.709 (12)	1:47.419	0.290
7	42.702 (37)	40.930 (37)	23.180 (37)	114 (27)	1:46.812 (37)	1:46.812	-
8	42.731 (33)	41.090 (33)	23.012 (33)	102 (37)	1:46.833 (33)	1:46.833	-
9	42.653 (37)	40.790 (37)	23.146 (37)	132 (3)	1:46.589 (37)	1:46.589	-
10	43.223 (27)	41.310 (5)	23.407 (27)	145 (19)	1:48.201 (26)	1:47.940	0.261
11	43.811 (11)	42.450 (9)	23.751 (4)	114 (33)	1:50.379 (15)	1:50.012	0.367
12	43.054 (26)	41.330 (26)	23.521 (4)	161 (4)	1:47.956 (26)	1:47.905	0.051

Weather/Track: Cloud 30 C/Damp 58 C

Green flag : 11:00, Finish flag : 11:45



6 - 7 - 8 march 2015

FIA WORLD TOURING CAR CHAMPIONSHIP
FREE PRACTICE 2 - CLASSIFICATION

Termas de Rio Hondo - Argentina (4.806 km)

Classification on the best lap

BEST SECTORS

P...	No.	Driver	C	S1	Best S1	S2	Best S2	S3	Best S3	Laps	Best Lap	In lap	Gap 1st	Gap Prev	Best SP	Ideal lap time	Best SP
1	37	José María López		42.653	42.653	40.790	40.790	23.146	23.089	9	1:46.589	9	-	-	162	1:46.532	167
2	33	Quing Hua Ma		42.731	42.731	41.090	41.090	23.012	23.012	11	1:46.833	8	0.244	0.244	162	1:46.833	173
3	68	Yvan Muller		43.063	43.063	40.960	40.840	22.956	22.956	9	1:46.979	1	0.390	0.146	162	1:46.859	170
4	18	Tiago Monteiro		42.957	42.957	41.120	41.080	22.954	22.954	10	1:47.031	1	0.442	0.052	162	1:46.991	173
5	12	Rob Huff		42.996	42.993	-	41.400	2:11.2...	23.127	9	1:47.442	8	0.853	0.411	161	1:47.520	170
6	25	Mehdi Bennani	I	43.168	43.168	41.340	41.340	23.442	23.227	10	1:47.950	1	1.361	0.508	160	1:47.735	170
7	26	Stéfano D'Aste	I	43.054	43.054	41.330	41.330	23.572	23.572	12	1:47.956	12	1.367	0.006	160	1:47.956	170
8	9	Sébastien Loeb		43.430	43.260	41.340	41.340	23.206	23.165	11	1:47.976	4	1.387	0.020	160	1:47.765	170
9	27	John Filippi	I	43.499	43.223	41.440	41.440	23.171	23.171	10	1:48.110	8	1.521	0.134	160	1:47.834	170
10	7	Hugo Valente	I	43.219	43.215	41.280	41.280	23.629	23.590	5	1:48.128	1	1.539	0.018	160	1:48.085	167
11	2	Gabriele Tarquini		43.257	43.188	41.470	41.430	23.443	23.443	10	1:48.170	1	1.581	0.042	160	1:48.061	170
12	3	Tom Chilton	I	43.499	43.443	41.110	41.110	23.600	23.468	9	1:48.209	6	1.620	0.039	160	1:48.021	173
13	4	Tom Coronel	I	43.405	43.405	41.760	41.620	23.467	23.429	12	1:48.632	1	2.043	0.423	159	1:48.454	173
14	5	Norbert Michelisz	I	43.403	43.403	41.310	41.310	23.935	23.830	11	1:48.648	10	2.059	0.016	159	1:48.543	170
15	11	Grégoire Demoustier	I	43.459	43.459	41.970	41.660	23.421	23.421	12	1:48.850	9	2.261	0.202	159	1:48.540	170
16	19	Rikard Rydell		43.548	43.548	41.340	41.340	24.174	23.833	10	1:49.062	7	2.473	0.212	159	1:48.721	170
17	15	James Thompson		43.415	43.415	-	42.540	4:19.7...	24.937	11	1:49.134	9	2.545	0.072	159	1:50.892	173
18	98	Dušan Borkovic	I	44.040	43.537	41.900	41.880	23.822	23.822	12	1:49.762	3	3.173	0.628	158	1:49.239	167

Best Lap : 1:46.589 (162 km/h), (No.37) José María López

Weather/Track: Cloud 30 C/Damp 58 C

Green flag : 11:00, Finish flag : 11:45



Termas de Rio Hondo
Circuit Length - 4.806 Km



6 - 7 - 8 march 2015

FIA WORLD TOURING CAR CHAMPIONSHIP
QUALIFYING 1 - PROVISIONAL CLASSIFICATION

Termas de Rio Hondo - Argentina (4.806 km)
Classification on the best lap

Pos.	No.	Driver	Nat	C	Car	Best Lap	In lap	Laps	Gap 1st	Gap Prev	Best SP
1	12	Rob Huff	GBR		LADA Vesta WTCC	1:46.878	7	7	-	-	162
2	25	Mehdi Bennani	MAR	I	Citroën C-Elysée WTCC	1:47.040	1	2	0.162	0.162	162
3	9	Sébastien Loeb	FRA		Citroën C-Elysée WTCC	1:47.056	1	5	0.178	0.016	162
4	26	Stefano D'Aste	ITA	I	Chevrolet RML Cruze TC1	1:47.240	5	6	0.362	0.184	161
5	37	José María López	ARG		Citroën C-Elysée WTCC	1:47.300	5	6	0.422	0.060	161
6	18	Tiago Monteiro	PRT		Honda Civic WTCC	1:47.321	2	3	0.443	0.021	161
7	33	Ma Qing Hua	CHN		Citroën C-Elysée WTCC	1:47.326	4	4	0.448	0.005	161
8	2	Gabriele Tarquini	ITA		Honda Civic WTCC	1:47.441	3	4	0.563	0.115	161
9	68	Yvan Muller	FRA		Citroën C-Elysée WTCC	1:47.445	5	6	0.567	0.004	161
10	3	Tom Chilton	GBR	I	Chevrolet RML Cruze TC1	1:47.511	4	7	0.633	0.066	161
11	15	James Thompson	GBR		LADA Vesta WTCC	1:48.033	4	7	1.155	0.522	160
12	4	Tom Coronel	NLD	I	Chevrolet RML Cruze TC1	1:48.038	1	6	1.160	0.005	160
13	98	Dušan Borkovic	SRB	I	Honda Civic WTCC	1:48.443	4	5	1.565	0.405	160
14	27	John Filippi	FRA	I	Chevrolet RML Cruze TC1	1:48.507	4	8	1.629	0.064	159
15	11	Grégoire Demoustier	FRA	I	Chevrolet RML Cruze TC1	1:49.042	6	8	2.164	0.535	159
16	19	Rikard Rydell	SWE		Honda Civic WTCC	1:49.267	2	6	2.389	0.225	158

107% of best lap of leader (Requirements : 107% of best lap of leader = 1:54.359)

17	5	Norbert Michelisz	HUN	I	Honda Civic WTCC	-	0	1	-	-	-
18	7	Hugo Valente	FRA	I	Chevrolet RML Cruze TC1	-	0	0	-	-	-

Best Lap : 1:46.878 (162 km/h), (No.12) Rob Huff

Subject to technical scrutineering

Weather/Track: Cloud 34 C/Damp 51 C

Green flag : 15:10, Finish flag : 15:30

Race Director	Steward	Timekeeper
---------------	---------	------------



Termas de Rio Hondo
Circuit Length - 4.806 Km



6 - 7 - 8 march 2015

FIA WORLD TOURING CAR CHAMPIONSHIP
QUALIFYING 1 - RESULT FINAL

Termas de Rio Hondo - Argentina (4.806 km)
Classification on the best lap

Pos.	No.	Driver	Nat	C	Car	Best Lap	In lap	Laps	Gap 1st	Gap Prev	Best SP
1	12	Rob Huff	GBR		LADA Vesta WTCC	1:46.878	7	7	-	-	162
2	25	Mehdi Bennani	MAR	I	Citroën C-Elysée WTCC	1:47.040	1	2	0.162	0.162	162
3	9	Sébastien Loeb	FRA		Citroën C-Elysée WTCC	1:47.056	1	5	0.178	0.016	162
4	26	Stefano D'Aste	ITA	I	Chevrolet RML Cruze TC1	1:47.240	5	6	0.362	0.184	161
5	37	José María López	ARG		Citroën C-Elysée WTCC	1:47.300	5	6	0.422	0.060	161
6	18	Tiago Monteiro	PRT		Honda Civic WTCC	1:47.321	2	3	0.443	0.021	161
7	33	Ma Qing Hua	CHN		Citroën C-Elysée WTCC	1:47.326	4	4	0.448	0.005	161
8	2	Gabriele Tarquini	ITA		Honda Civic WTCC	1:47.441	3	4	0.563	0.115	161
9	68	Yvan Muller	FRA		Citroën C-Elysée WTCC	1:47.445	5	6	0.567	0.004	161
10	3	Tom Chilton	GBR	I	Chevrolet RML Cruze TC1	1:47.511	4	7	0.633	0.066	161
11	15	James Thompson	GBR		LADA Vesta WTCC	1:48.033	4	7	1.155	0.522	160
12	4	Tom Coronel	NLD	I	Chevrolet RML Cruze TC1	1:48.038	1	6	1.160	0.005	160
13	98	Dušan Borkovic	SRB	I	Honda Civic WTCC	1:48.443	4	5	1.565	0.405	160
14	27	John Filippi	FRA	I	Chevrolet RML Cruze TC1	1:48.507	4	8	1.629	0.064	159
15	11	Grégoire Demoustier	FRA	I	Chevrolet RML Cruze TC1	1:49.042	6	8	2.164	0.535	159
16	19	Rikard Rydell	SWE		Honda Civic WTCC	1:49.267	2	6	2.389	0.225	158

Qualification 107% of best lap of leader (Requirements : 107% of best lap of leader = 1:54.359)

17	5	Norbert Michelisz	HUN	I	Honda Civic WTCC	-	0	1	-	-	-
18	7	Hugo Valente	FRA	I	Chevrolet RML Cruze TC1	-	0	0	-	-	-

Best Lap : 1:46.878 (162 km/h), (No.12) Rob Huff

Weather/Track: Cloud 34 C/Damp 51 C

Green flag : 15:10, Finish flag : 15:30

Steward	Steward	Steward
---------	---------	---------



Termas de Rio Hondo
Circuit Length - 4.806 Km



6 - 7 - 8 march 2015

FIA WORLD TOURING CAR CHAMPIONSHIP

Termas de Rio Hondo - Argentina (4.806 km)

Qualifying 1

Lap by lap

Laps	Time	S1	S2	S3	Last Lap	Total time	SP	Laps	Time	S1	S2	S3	Last Lap	Total time	SP
No. 2, Gabriele Tarquini, Pos. 8								1	15:14:43	44.108	42.660	23.698	1:50.466	4:42.618	238
Green flag : 0.###								2	15:16:34	43.712	43.540	23.599	1:50.851	6:33.469	242
1	15:14:06	43.915	41.580	33.783	Pit In	4:05.323	238	3	15:18:24	43.691	42.320	23.802	1:49.813	8:23.282	238
2	15:20:01	-	45.630	23.876	5:55.063	10:00.386	214	4	15:20:25	44.348	43.250	33.403	Pit In	10:24.283	238
3	15:21:48	43.024	41.300	23.117	1:47.441	11:47.827	229	5	15:24:41	-	42.490	24.371	4:16.238	14:40.521	225
4	15:23:54	48.013	44.240	33.327	Pit In	13:53.407	229	6	15:26:30	43.669	41.930	23.443	1:49.042	16:29.563	233
Finish flag : 20:01.199								7	15:28:21	43.737	43.390	23.540	1:50.667	18:20.230	238
								Finish flag : 20:01.199							
No. 3, Tom Chilton, Pos. 10								8	15:30:10	43.660	42.020	23.610	1:49.290	20:09.520	238
Green flag : 0.###								No. 12, Rob Huff, Pos. 1							
1	15:14:20	43.161	41.310	23.244	1:47.715	4:19.264	238	Green flag : 0.###							
2	15:16:18	43.476	42.310	32.415	Pit In	6:17.465	242	1	15:14:03	43.071	41.340	23.377	1:47.788	4:02.747	238
3	15:21:54	-	43.200	24.710	5:35.905	11:53.370	200	2	15:16:06	44.993	45.320	32.649	Pit In	6:05.709	203
4	15:23:41	43.020	41.140	23.351	1:47.511	13:40.881	238	3	15:20:12	-	44.880	25.012	4:05.333	10:11.042	221
5	15:25:44	45.189	44.450	33.324	Pit In	15:43.844	242	4	15:21:59	42.758	41.360	23.029	1:47.147	11:58.189	252
6	15:29:04	-	42.460	24.715	3:20.111	19:03.955	238	5	15:24:04	44.241	47.080	34.189	Pit In	14:03.699	185
Finish flag : 20:01.199								6	15:29:40	-	-	24.467	5:35.478	19:39.177	-
7	15:30:52	42.805	42.060	23.059	1:47.924	20:51.879	238	Finish flag : 20:01.199							
No. 4, Tom Coronel, Pos. 12								7	15:31:27	42.733	-	-	1:46.878	21:26.055	242
Green flag : 0.###								No. 15, James Thompson, Pos. 11							
1	15:14:27	43.274	41.700	23.064	1:48.038	4:26.144	238	Green flag : 0.###							
2	15:16:33	46.056	45.380	34.556	Pit In	6:32.136	238	1	15:14:54	43.494	-	-	1:48.633	4:53.329	242
3	15:24:25	-	47.880	24.362	7:52.166	14:24.302	221	2	15:16:55	43.751	-	-	Pit In	6:54.125	242
4	15:26:13	43.438	41.550	23.287	1:48.275	16:12.577	233	3	15:20:54	-	45.110	24.033	3:59.378	10:53.503	221
5	15:28:14	48.093	45.790	27.193	2:01.076	18:13.653	229	4	15:22:42	43.047	-	-	1:48.033	12:41.536	238
Finish flag : 20:01.199								5	15:24:46	46.214	-	-	Pit In	14:45.899	217
6	15:30:19	46.157	46.800	32.136	Pit In	20:18.746	221	6	15:28:34	-	-	-	3:47.471	18:33.370	214
No. 5, Norbert Michelisz, Pos. 17								Finish flag : 20:01.199							
Green flag : 0.###								7	15:30:22	43.190	-	-	1:48.357	20:21.727	242
1	15:14:51	43.543	53.280	47.184	Pit In	4:50.504	233	No. 18, Tiago Monteiro, Pos. 6							
Finish flag : 20:01.199								Green flag : 0.###							
No. 9, Sébastien Loeb, Pos. 3								1	15:19:42	42.836	45.840	25.951	1:54.627	9:41.311	252
Green flag : 0.###								2	15:21:29	42.959	41.140	23.222	1:47.321	11:28.632	242
1	15:14:35	43.070	41.150	22.836	1:47.056	4:34.796	233	3	15:23:30	44.728	43.620	32.573	Pit In	13:29.553	238
2	15:16:37	46.284	44.540	30.758	Pit In	6:36.378	194	Finish flag : 20:01.199							
3	15:26:52	-	43.130	22.944	10:14.836	16:51.214	229	No. 19, Rikard Rydell, Pos. 16							
4	15:28:39	43.196	41.470	23.126	1:47.792	18:39.006	233	Green flag : 0.###							
Finish flag : 20:01.199								1	15:15:24	43.909	45.960	28.644	1:58.513	5:23.174	233
5	15:30:43	46.704	46.350	30.212	Pit In	20:42.272	197	2	15:17:13	43.846	42.000	23.421	1:49.267	7:12.441	238
No. 11, Grégoire Demoustier, Pos. 15								3	15:19:18	45.379	44.490	35.457	Pit In	9:17.767	221
Green flag : 0.###								4	15:27:27	-	43.660	24.789	8:09.112	17:26.879	233



Termas de Rio Hondo
Circuit Length - 4.806 Km



6 - 7 - 8 march 2015

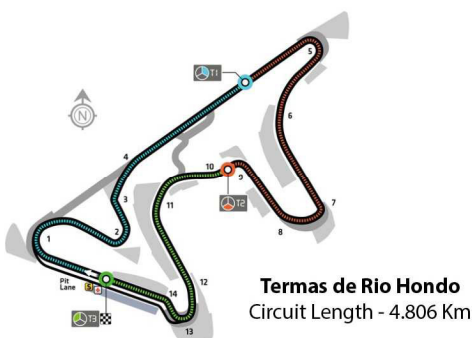
FIA WORLD TOURING CAR CHAMPIONSHIP

Termas de Rio Hondo - Argentina (4.806 km)

Qualifying 1

Lap by lap

Laps	Time	S1	S2	S3	Last Lap	Total time	SP	Laps	Time	S1	S2	S3	Last Lap	Total time	SP
No. 19, Rikard Rydell, Pos. 16								No. 37, José María López, Pos. 5							
1	15:15:24	43.909	45.960	28.644	1:58.513	5:23.174	233	Green flag : 0.###							
2	15:17:13	43.846	42.000	23.421	1:49.267	7:12.441	238	1	15:14:55	43.032	44.960	23.100	1:51.092	4:54.570	233
3	15:19:18	45.379	44.490	35.457	Pit In	9:17.767	221	2	15:17:01	45.870	47.880	32.523	Pit In	7:00.843	180
4	15:27:27	-	43.660	24.789	8:09.112	17:26.879	233	3	15:24:24	-	48.090	24.012	7:22.609	14:23.452	221
5	15:29:25	43.431	43.420	30.942	1:57.793	19:24.672	238	4	15:26:11	42.798	41.780	22.819	1:47.397	16:10.849	242
Finish flag : 20:01.199								5	15:27:59	42.941	41.280	23.079	1:47.300	17:58.149	233
6	15:31:15	43.548	42.220	23.594	1:49.362	21:14.034	233	Finish flag : 20:01.199							
6								15:30:32	55.941	58.300	39.298	Pit In	20:31.688	156	
No. 25, Mehdi Bennani, Pos. 2								No. 68, Yvan Muller, Pos. 9							
Green flag : 0.###								Green flag : 0.###							
1	15:14:24	43.055	41.020	22.965	1:47.040	4:23.555	233	1	15:14:23	43.278	41.650	23.255	1:48.183	4:22.675	229
2	15:16:36	47.245	48.200	36.230	Pit In	6:35.230	229	2	15:16:25	46.615	42.880	32.526	Pit In	6:24.696	238
Finish flag : 20:01.199								3	15:24:14	-	45.300	24.405	7:48.769	14:13.465	191
6								4	15:26:12	47.125	46.550	24.624	1:58.299	16:11.764	168
6								5	15:28:00	43.216	41.130	23.099	1:47.445	17:59.209	242
6								6	15:29:59	45.281	42.890	30.866	Pit In	19:58.246	229
6								Finish flag : 20:01.199							
No. 26, Stefano D'Aste, Pos. 4								No. 98, Dušan Borkovic, Pos. 13							
Green flag : 0.###								Green flag : 0.###							
1	15:14:38	43.888	41.070	23.276	1:48.234	4:37.316	242	1	15:14:17	43.925	41.670	23.494	1:49.089	4:16.624	229
2	15:16:26	43.364	41.620	23.357	1:48.341	6:25.657	242	2	15:16:24	44.026	46.490	36.511	Pit In	6:23.651	233
3	15:18:24	43.613	41.790	32.731	Pit In	8:23.791	242	3	15:24:56	-	44.270	25.355	8:31.534	14:55.185	229
4	15:24:27	-	42.490	24.347	6:02.476	14:26.267	238	4	15:26:44	43.415	41.820	23.208	1:48.443	16:43.628	229
5	15:26:14	43.003	41.060	23.177	1:47.240	16:13.507	247	5	15:28:56	51.112	45.970	35.231	Pit In	18:55.941	194
6	15:28:20	45.443	48.000	32.682	Pit In	18:19.632	233	Finish flag : 20:01.199							
Finish flag : 20:01.199								6							
No. 27, John Filippi, Pos. 14								No. 33, Ma Qing Hua, Pos. 7							
Green flag : 0.###								Green flag : 0.###							
1	15:14:31	43.712	41.810	23.846	1:49.368	4:30.246	238	1	15:14:28	43.083	41.270	23.195	1:47.548	4:27.495	229
2	15:16:31	45.224	42.560	32.285	Pit In	6:30.315	233	2	15:16:41	49.985	50.010	32.825	Pit In	6:40.315	229
3	15:20:30	-	42.940	23.609	3:59.454	10:29.769	229	3	15:29:15	-	48.880	24.577	12:34.662	19:14.977	143
4	15:22:19	43.351	41.550	23.606	1:48.507	12:18.276	229	Finish flag : 20:01.199							
5	15:24:16	44.094	42.490	30.904	Pit In	14:15.764	233	4	15:31:03	42.983	41.120	23.223	1:47.326	21:02.303	238
6	15:27:54	-	42.800	23.487	3:37.943	17:53.707	233	6							
7	15:29:43	43.533	42.200	23.278	1:49.011	19:42.718	-	6							
Finish flag : 20:01.199								6							
8	15:31:32	43.502	41.850	23.523	1:48.875	21:31.593	225	6							



6 - 7 - 8 march 2015

FIA WORLD TOURING CAR CHAMPIONSHIP

Termas de Rio Hondo - Argentina (4.806 km)

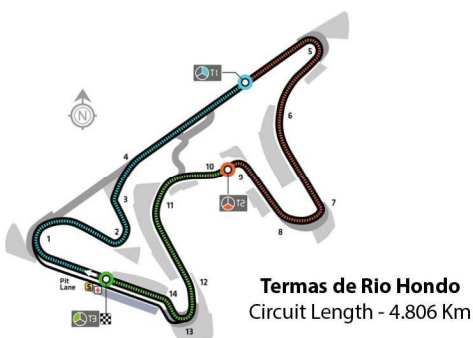
Qualifying 1

Best sectors by laps

Laps	Best S1	Best S2	Best S3	Best SP	Best Lap	Ideal lap time	Gap
1	42.836 (18)	41.020 (25)	22.836 (9)	229 (98)	1:47.040 (25)	1:46.692	0.348
2	42.959 (18)	41.140 (18)	23.222 (18)	180 (37)	1:47.321 (18)	1:47.321	-
3	43.024 (2)	41.300 (2)	22.944 (9)	143 (33)	1:47.441 (2)	1:47.268	0.173
4	42.758 (12)	41.120 (33)	22.819 (37)	168 (68)	1:47.147 (12)	1:46.697	0.450
5	42.941 (37)	41.060 (26)	23.079 (37)	185 (12)	1:47.240 (26)	1:47.080	0.160
6	43.548 (19)	41.930 (11)	23.443 (11)	156 (37)	1:49.042 (11)	1:48.921	0.121
7	42.733 (12)	42.060 (3)	23.059 (3)	238 (11)	1:46.878 (12)		
8	43.502 (27)	41.850 (27)	23.523 (27)	225 (27)	1:48.875 (27)	1:48.875	-

Weather/Track: Cloud 34 C/Damp 51 C

Green flag : 15:10, Finish flag : 15:30



6 - 7 - 8 march 2015

FIA WORLD TOURING CAR CHAMPIONSHIP
QUALIFYING 1 - PROVISIONAL CLASSIFICATION

Termas de Rio Hondo - Argentina (4.806 km)

Classification on the best lap

BEST SECTORS

Pos.	No.	Driver	C	S1	Best S1	SP1	S2	Best S2	SP2	S3	Best S3	SP3	Laps	Best Lap	In lap	Gap 1st	Gap Prev	Best SP	Ideal lap time	Best SP
1	12	Rob Huff		42.733	42.733	171	-	41.340	-	2:11.345	23.029	26	7	1:46.878	7	-	-	162	1:47.102	252
2	25	Mehdi Bennani	I	43.055	43.055	169	41.020	41.020	162	22.965	22.965	147	2	1:47.040	1	0.162	0.162	162	1:47.040	233
3	9	Sébastien Loeb		43.070	43.070	169	41.150	41.150	161	22.836	22.836	147	5	1:47.056	1	0.178	0.016	162	1:47.056	233
4	26	Stefano D'Aste	I	43.003	43.003	170	41.060	41.060	162	23.177	23.177	145	6	1:47.240	5	0.362	0.184	161	1:47.240	247
5	37	José María López		42.941	42.798	170	41.280	41.280	161	23.079	22.819	146	6	1:47.300	5	0.422	0.060	161	1:46.897	242
6	18	Tiago Monteiro		42.959	42.836	170	41.140	41.140	161	23.222	23.222	145	3	1:47.321	2	0.443	0.021	161	1:47.198	252
7	33	Ma Qing Hua		42.983	42.983	170	41.120	41.120	161	23.223	23.195	145	4	1:47.326	4	0.448	0.005	161	1:47.298	238
8	2	Gabriele Tarquini		43.024	43.024	170	41.300	41.300	161	23.117	23.117	146	4	1:47.441	3	0.563	0.115	161	1:47.441	238
9	68	Yvan Muller		43.216	43.216	169	41.130	41.130	161	23.099	23.099	146	6	1:47.445	5	0.567	0.004	161	1:47.445	242
10	3	Tom Chilton	I	43.020	42.805	170	41.140	41.140	161	23.351	23.059	144	7	1:47.511	4	0.633	0.066	161	1:47.004	242
11	15	James Thompson		43.047	43.047	170	-	45.110	-	2:12.066	24.033	25	7	1:48.033	4	1.155	0.522	160	1:52.190	242
12	4	Tom Coronel	I	43.274	43.274	169	41.700	41.550	159	23.064	23.064	146	6	1:48.038	1	1.160	0.005	160	1:47.888	238
13	98	Dušan Borkovic	I	43.415	43.415	168	41.820	41.670	159	23.208	23.208	145	5	1:48.443	4	1.565	0.405	160	1:48.293	233
14	27	John Filippi	I	43.351	43.351	168	41.550	41.550	160	23.606	23.278	143	8	1:48.507	4	1.629	0.064	159	1:48.179	238
15	11	Grégoire Demoustier	I	43.669	43.660	167	41.930	41.930	158	23.443	23.443	144	8	1:49.042	6	2.164	0.535	159	1:49.033	242
16	19	Rikard Rydell		43.846	43.431	166	42.000	42.000	158	23.421	23.421	144	6	1:49.267	2	2.389	0.225	158	1:48.852	238

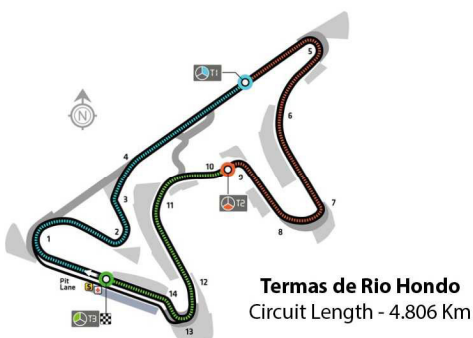
Qualification 107% of best lap of leader (Requirements : 107% of best lap of leader = 1:54.359)

17	5	Norbert Michelisz	I	-	43.543	-	-	48.930	-	-	28.397	-	1	-	0	-	-	-	2:00.870	233
18	7	Hugo Valente	I	-	-	-	-	-	-	-	-	-	0	-	0	-	-	-	-	-

Best Lap : 1:46.878 (162 km/h), (No.12) Rob Huff

Weather/Track: Cloud 34 C/Damp 51 C

Green flag : 15:10, Finish flag : 15:30



6 - 7 - 8 march 2015

FIA WORLD TOURING CAR CHAMPIONSHIP
QUALIFYING 2 - PROVISIONAL CLASSIFICATION

Termas de Rio Hondo - Argentina (4.806 km)
Classification on the best lap

Pos.	No.	Driver	Nat	C	Car	Best Lap	In lap	Laps	Gap 1st	Gap Prev	Best SP
1	33	Ma Qing Hua	CHN		Citroën C-Elysée WTCC	1:45.808	2	3	-	-	164
2	37	José María López	ARG		Citroën C-Elysée WTCC	1:45.891	2	3	0.083	0.083	163
3	68	Yvan Muller	FRA		Citroën C-Elysée WTCC	1:46.149	2	3	0.341	0.258	163
4	18	Tiago Monteiro	PRT		Honda Civic WTCC	1:46.469	2	3	0.661	0.320	163
5	9	Sébastien Loeb	FRA		Citroën C-Elysée WTCC	1:46.641	1	2	0.833	0.172	162
6	3	Tom Chilton	GBR	I	Chevrolet RML Cruze TC1	1:46.738	2	3	0.930	0.097	162
7	2	Gabriele Tarquini	ITA		Honda Civic WTCC	1:46.967	2	3	1.159	0.229	162
8	26	Stefano D'Aste	ITA	I	Chevrolet RML Cruze TC1	1:47.120	2	4	1.312	0.153	162
9	4	Tom Coronel	NLD	I	Chevrolet RML Cruze TC1	1:48.322	2	3	2.514	1.202	160
10	15	James Thompson	GBR		LADA Vesta WTCC	1:50.165	2	3	4.357	1.843	157
11	12	Rob Huff	GBR		LADA Vesta WTCC	1:50.553	2	3	4.745	0.388	157
12	25	Mehdi Bennani	MAR	I	Citroën C-Elysée WTCC	-	0	0	-	-	-

Best Lap : 1:45.808 (164 km/h), (No.33) Ma Qing Hua

Subject to technical scrutineering

Weather/Track: Cloud 34 C/Damp 51 C

Green flag : 15:35, Finish flag : 15:55

Race Director	Steward	Timekeeper
---------------	---------	------------



Termas de Rio Hondo
Circuit Length - 4.806 Km



6 - 7 - 8 march 2015

FIA WORLD TOURING CAR CHAMPIONSHIP
QUALIFYING 2 - RESULT FINAL

Termas de Rio Hondo - Argentina (4.806 km)
Classification on the best lap

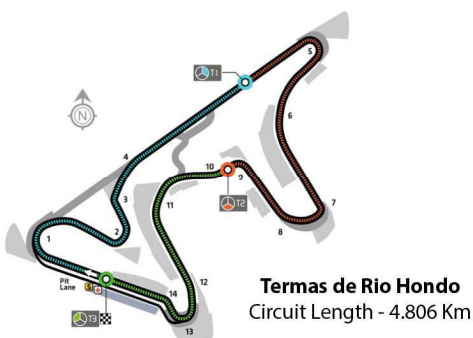
Pos.	No.	Driver	Nat	C	Car	Best Lap	In lap	Laps	Gap 1st	Gap Prev	Best SP
1	33	Ma Qing Hua	CHN		Citroën C-Elysée WTCC	1:45.808	2	3	-	-	164
2	37	José María López	ARG		Citroën C-Elysée WTCC	1:45.891	2	3	0.083	0.083	163
3	68	Yvan Muller	FRA		Citroën C-Elysée WTCC	1:46.149	2	3	0.341	0.258	163
4	18	Tiago Monteiro	PRT		Honda Civic WTCC	1:46.469	2	3	0.661	0.320	163
5	9	Sébastien Loeb	FRA		Citroën C-Elysée WTCC	1:46.641	1	2	0.833	0.172	162
6	3	Tom Chilton	GBR	I	Chevrolet RML Cruze TC1	1:46.738	2	3	0.930	0.097	162
7	2	Gabriele Tarquini	ITA		Honda Civic WTCC	1:46.967	2	3	1.159	0.229	162
8	26	Stefano D'Aste	ITA	I	Chevrolet RML Cruze TC1	1:47.120	2	4	1.312	0.153	162
9	4	Tom Coronel	NLD	I	Chevrolet RML Cruze TC1	1:48.322	2	3	2.514	1.202	160
10	15	James Thompson	GBR		LADA Vesta WTCC	1:50.165	2	3	4.357	1.843	157
11	12	Rob Huff	GBR		LADA Vesta WTCC	1:50.553	2	3	4.745	0.388	157
12	25	Mehdi Bennani	MAR	I	Citroën C-Elysée WTCC	-	0	0	-	-	-

Best Lap : 1:45.808 (164 km/h), (No.33) Ma Qing Hua

Weather/Track: Cloud 34 C/Damp 51 C

Green flag : 15:35, Finish flag : 15:55

Steward	Steward	Steward
---------	---------	---------



6 - 7 - 8 march 2015

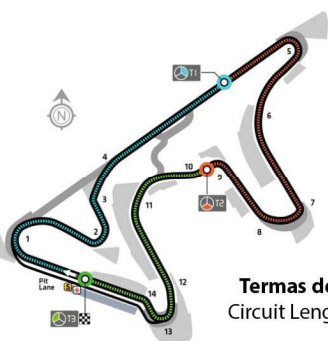
FIA WORLD TOURING CAR CHAMPIONSHIP

Termas de Rio Hondo - Argentina (4.806 km)

Qualifying 2

Lap by lap

Laps	Time	S1	S2	S3	Last Lap	Total time	SP	Laps	Time	S1	S2	S3	Last Lap	Total time	SP
No. 2, Gabriele Tarquini, Pos. 7								No. 37, José María López, Pos. 2							
1	15:48:48	10:21.2	49.340	25.405	11:35.988	13:26.725	85	1	15:48:23	9:45.77	48.640	24.971	10:59.390	13:02.051	229
2	15:50:35	42.795	40.820	23.352	1:46.967	15:13.692	238	2	15:50:09	42.559	40.580	22.752	1:45.891	14:47.942	238
3	15:52:42	45.748	44.120	37.419	Pit In	17:20.979	221	3	15:52:31	50.298	54.880	36.725	Pit In	17:09.845	197
No. 3, Tom Chilton, Pos. 6								No. 68, Yvan Muller, Pos. 3							
1	15:48:42	9:26.23	42.100	23.909	10:32.244	13:21.349	197	1	15:48:17	9:53.80	44.570	23.729	11:02.099	12:55.829	229
2	15:50:29	42.651	40.990	23.097	1:46.738	15:08.087	242	2	15:50:03	42.621	40.660	22.868	1:46.149	14:41.978	233
3	15:52:37	46.783	44.790	36.005	Pit In	17:15.665	207	3	15:52:02	42.852	43.640	32.663	Pit In	16:41.133	233
No. 4, Tom Coronel, Pos. 9															
1	15:48:49	9:42.40	49.920	27.989	11:00.318	13:27.709	68								
2	15:50:37	42.951	41.620	23.751	1:48.322	15:16.031	242								
3	15:53:06	57.049	51.880	40.175	Pit In	17:45.135	170								
No. 9, Sébastien Loeb, Pos. 5															
1	15:50:37	42.703	40.680	23.258	1:46.641	15:16.458	233								
2	15:52:44	45.492	46.160	34.675	Pit In	17:22.785	233								
No. 12, Rob Huff, Pos. 11															
1	15:48:12	42.861	8:58.33	25.955	10:07.146	12:51.275	0								
2	15:50:03	43.985	43.230	23.338	1:50.553	14:41.828	229								
3	15:52:07	44.692	43.870	35.898	Pit In	16:46.288	229								
No. 15, James Thompson, Pos. 10															
1	15:48:25	9:19.79	51.640	24.559	10:35.989	13:04.319	194								
2	15:50:15	43.241	-	-	1:50.165	14:54.484	242								
3	15:52:23	43.396	-	-	Pit In	17:01.716	238								
No. 18, Tiago Monteiro, Pos. 4															
1	15:48:47	10:21.7	49.500	25.144	11:36.398	13:25.924	78								
2	15:50:33	42.816	40.840	22.813	1:46.469	15:12.393	242								
3	15:52:39	45.707	44.560	35.301	Pit In	17:17.961	229								
No. 26, Stefano D'Aste, Pos. 8															
1	15:48:24	9:42.78	47.270	24.619	10:54.672	13:03.079	238								
2	15:50:11	43.041	41.040	23.039	1:47.120	14:50.199	238								
3	15:52:26	49.851	54.420	30.681	2:14.952	17:05.151	177								
4	15:54:14	42.909	41.340	23.327	1:47.576	18:52.727	238								
No. 33, Ma Qing Hua, Pos. 1															
1	15:49:02	10:17.4	50.160	26.602	11:34.165	13:41.392	185								
2	15:50:48	42.498	40.550	22.760	1:45.808	15:27.200	238								
3	15:53:14	53.810	56.550	35.862	Pit In	17:53.422	154								



Termas de Rio Hondo
Circuit Length - 4.806 Km



6 - 7 - 8 march 2015

FIA WORLD TOURING CAR CHAMPIONSHIP

Termas de Rio Hondo - Argentina (4.806 km)

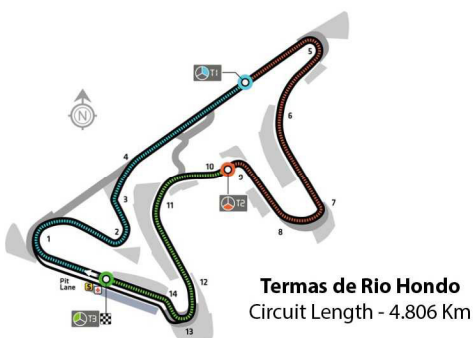
Qualifying 2

Best sectors by laps

Laps	Best S1	Best S2	Best S3	Best SP	Best Lap	Ideal lap time	Gap
1	42.703 (9)	40.680 (9)	23.258 (9)	68 (4)	1:46.641 (9)	1:46.641	-
2	42.498 (33)	40.550 (33)	22.752 (37)	229 (12)	1:45.808 (33)	1:45.800	0.008
3	42.852 (68)	43.640 (68)	30.681 (26)	154 (33)	2:14.952 (26)	1:57.173	17.779
4	42.909 (26)	41.340 (26)	23.327 (26)	238 (26)	1:47.576 (26)	1:47.576	-

Weather/Track: Cloud 34 C/Damp 51 C

Green flag : 15:35, Finish flag : 15:55



6 - 7 - 8 march 2015

FIA WORLD TOURING CAR CHAMPIONSHIP
QUALIFYING 2 - PROVISIONAL CLASSIFICATION

Termas de Rio Hondo - Argentina (4.806 km)

Classification on the best lap

BEST SECTORS

Pos.	No.	Driver	C	S1	Best S1	SP1	S2	Best S2	SP2	S3	Best S3	SP3	Laps	Best Lap	In lap	Gap 1st	Gap Prev	Best SP	Ideal lap time	Best SP
1	33	Ma Qing Hua		42.498	42.498	172	40.550	40.550	164	22.760	22.760	148	3	1:45.808	2	-	-	164	1:45.808	238
2	37	José María López		42.559	42.409	171	40.580	40.580	164	22.752	22.752	148	3	1:45.891	2	0.083	0.083	163	1:45.741	238
3	68	Yvan Muller		42.621	42.620	171	40.660	40.620	163	22.868	22.868	147	3	1:46.149	2	0.341	0.258	163	1:46.108	242
4	18	Tiago Monteiro		42.816	42.816	170	40.840	40.840	163	22.813	22.813	148	3	1:46.469	2	0.661	0.320	163	1:46.469	242
5	9	Sébastien Loeb		42.703	42.703	171	40.680	40.680	163	23.258	23.258	145	2	1:46.641	1	0.833	0.172	162	1:46.641	233
6	3	Tom Chilton	I	42.651	42.651	171	40.990	40.990	162	23.097	23.097	146	3	1:46.738	2	0.930	0.097	162	1:46.738	242
7	2	Gabriele Tarquini		42.795	42.763	171	40.820	40.820	163	23.352	23.352	144	3	1:46.967	2	1.159	0.229	162	1:46.935	238
8	26	Stefano D'Aste	I	43.041	42.909	170	41.040	41.040	162	23.039	23.039	146	4	1:47.120	2	1.312	0.153	162	1:46.988	247
9	4	Tom Coronel	I	42.951	42.951	170	41.620	41.620	160	23.751	23.751	142	3	1:48.322	2	2.514	1.202	160	1:48.322	242
10	15	James Thompson		43.241	43.160	169	-	47.100	-	2:14.724	24.559	25	3	1:50.165	2	4.357	1.843	157	1:54.819	242
11	12	Rob Huff		43.985	42.861	166	43.230	43.230	154	23.338	23.338	144	3	1:50.553	2	4.745	0.388	157	1:49.429	238
12	25	Mehdi Bennani	I	-	54.180	-	-	50.920	-	-	25.390	-	0	-	0	-	-	-	2:10.490	200

Best Lap : 1:45.808 (164 km/h). (No.33) Ma Qing Hua

Weather/Track: Cloud 34 C/Damp 51 C

Green flag : 15:35, Finish flag : 15:55



Termas de Rio Hondo
Circuit Length - 4.806 Km



6 - 7 - 8 march 2015

FIA WORLD TOURING CAR CHAMPIONSHIP
QUALIFYING 3 - PROVISIONAL CLASSIFICATION

Termas de Rio Hondo - Argentina (4.806 km)
Classification on the best lap

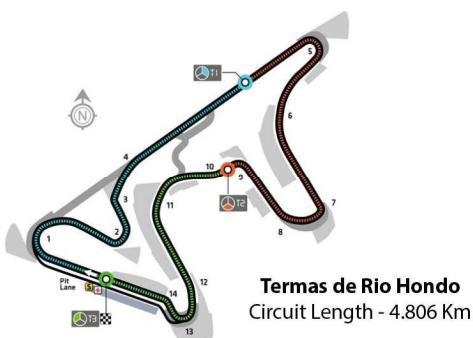
Pos.	No.	Driver	Nat	C	Car	Best Lap	In lap	Laps	Gap 1st	Gap Prev	Best SP
1	37	José María López	ARG		Citroën C-Elysée WTCC	1:45.461	1	2	-	-	164
2	68	Yvan Muller	FRA		Citroën C-Elysée WTCC	1:46.701	1	2	1.240	1.240	162
3	9	Sébastien Loeb	FRA		Citroën C-Elysée WTCC	1:47.061	1	2	1.600	0.360	162
4	33	Ma Qing Hua	CHN		Citroën C-Elysée WTCC	1:47.203	1	1	1.742	0.142	161
5	18	Tiago Monteiro	PRT		Honda Civic WTCC	1:47.633	1	2	2.172	0.430	161

Best Lap : 1:45.461 (164 km/h), (No.37) José María López

Subject to technical scrutineering

Weather/Track: Cloud 35 C/Damp 50 C

Race Director	Steward	Timekeeper
---------------	---------	------------



6 - 7 - 8 march 2015

FIA WORLD TOURING CAR CHAMPIONSHIP
QUALIFYING 3 - RESULT FINAL

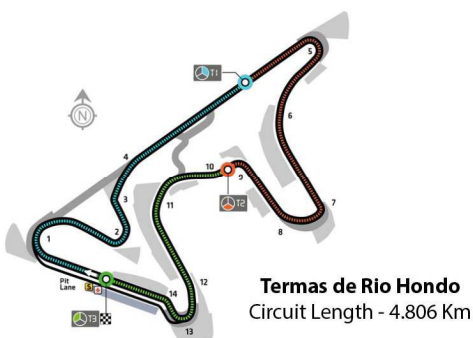
Termas de Rio Hondo - Argentina (4.806 km)
Classification on the best lap

Pos.	No.	Driver	Nat	C	Car	Best Lap	In lap	Laps	Gap 1st	Gap Prev	Best SP
1	37	José María López	ARG		Citroën C-Elysée WTCC	1:45.461	1	2	-	-	164
2	68	Yvan Muller	FRA		Citroën C-Elysée WTCC	1:46.701	1	2	1.240	1.240	162
3	9	Sébastien Loeb	FRA		Citroën C-Elysée WTCC	1:47.061	1	2	1.600	0.360	162
4	33	Ma Qing Hua	CHN		Citroën C-Elysée WTCC	1:47.203	1	1	1.742	0.142	161
5	18	Tiago Monteiro	PRT		Honda Civic WTCC	1:47.633	1	2	2.172	0.430	161

Best Lap : 1:45.461 (164 km/h), (No.37) José María López

Weather/Track: Cloud 35 C/Damp 50 C

Steward	Steward	Steward
---------	---------	---------



6 - 7 - 8 march 2015

FIA WORLD TOURING CAR CHAMPIONSHIP

Termas de Rio Hondo - Argentina (4.806 km)

Qualifying 3

Lap by lap

Laps	Time	S1	S2	S3	Last Lap	Total time	SP	Laps	Time	S1	S2	S3	Last Lap	Total time	SP
------	------	----	----	----	----------	------------	----	------	------	----	----	----	----------	------------	----

No. 9, Sébastien Loeb, Pos. 3

Green flag : 0.###

1	16:01:49	42.975	41.080	23.006	1:47.061	3:47.936	233
2	16:03:57	48.104	47.470	33.259	Pit In	5:56.769	194

No. 18, Tiago Monteiro, Pos. 5

Green flag : 0.###

1	16:04:20	42.994	41.750	22.889	1:47.633	6:19.759	242
2	16:06:32	48.061	45.150	38.372	Pit In	8:31.342	203

No. 33, Ma Qing Hua, Pos. 4

Green flag : 0.###

1	16:12:17	42.545	41.510	23.148	1:47.203	14:16.218	229
2	-	57.792	56.680	-	-	-	159

No. 37, José María López, Pos. 1

Green flag : 0.###

1	16:09:31	42.314	40.560	22.587	1:45.461	11:30.677	233
2	16:12:09	56.433	54.520	47.099	Pit In	14:08.729	164

No. 68, Yvan Muller, Pos. 2

Green flag : 0.###

1	16:06:52	42.750	41.090	22.861	1:46.701	8:51.861	238
2	16:08:56	46.399	43.780	32.859	Pit In	10:54.899	233

Weather/Track: Cloud 35 C/Damp 50 C



6 - 7 - 8 march 2015

FIA WORLD TOURING CAR CHAMPIONSHIP

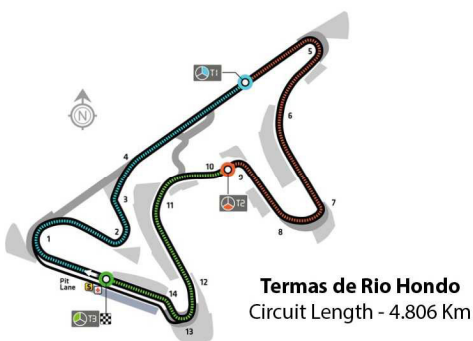
Termas de Rio Hondo - Argentina (4.806 km)

Qualifying 3

Best sectors by laps

Laps	Best S1	Best S2	Best S3	Best SP	Best Lap	Ideal lap time	Gap
1	42.314 (37)	40.560 (37)	22.587 (37)	229 (33)	1:45.461 (37)	1:45.461	-
2	46.399 (68)	43.780 (68)	32.859 (68)	159 ()			

Weather/Track: Cloud 35 C/Damp 50 C



6 - 7 - 8 march 2015

FIA WORLD TOURING CAR CHAMPIONSHIP
QUALIFYING 3 - PROVISIONAL CLASSIFICATION

Termas de Rio Hondo - Argentina (4.806 km)

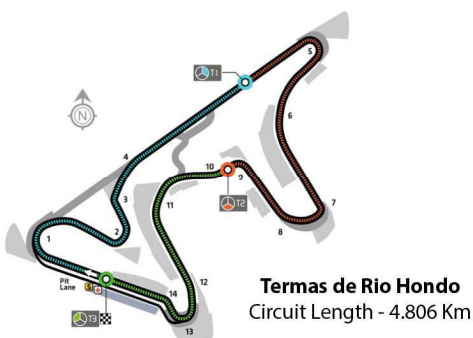
Classification on the best lap

BEST SECTORS

Pos.	No.	Driver	C	S1	Best S1	SP1	S2	Best S2	SP2	S3	Best S3	SP3	Laps	Best Lap	In lap	Gap 1st	Gap Prev	Best SP	Ideal lap time	Best SP
1	37	José María López	42.314	42.314	172	40.560	40.560	164	22.587	22.587	149	2	1:45.461	1	-	-	164	1:45.461	233	
2	68	Yvan Muller	42.750	42.750	171	41.090	41.090	162	22.861	22.861	147	2	1:46.701	1	1.240	1.240	162	1:46.701	238	
3	9	Sébastien Loeb	42.975	42.975	170	41.080	41.080	162	23.006	23.006	146	2	1:47.061	1	1.600	0.360	162	1:47.061	233	
4	33	Ma Qing Hua	42.545	42.545	172	41.510	41.510	160	23.148	23.148	145	1	1:47.203	1	1.742	0.142	161	1:47.203	229	
5	18	Tiago Monteiro	42.994	42.994	170	41.750	41.750	159	22.889	22.889	147	2	1:47.633	1	2.172	0.430	161	1:47.633	242	

Best Lap : 1:45.461 (164 km/h), (No.37) José María López

Weather/Track: Cloud 35 C/Damp 50 C



6 - 7 - 8 march 2015

FIA WORLD TOURING CAR CHAMPIONSHIP
COMBINED QUALIFYING RESULT
PROVISIONAL

Termas de Rio Hondo - Argentina (4.806 km)
Classification on the best lap

Pos.	No.	Driver	Nat	C	Car	Qualifying 1	Qualifying 2	Qualifying 3
1	37	José María López	ARG		Citroën C-Elysée WTCC	1:47.300	1:45.891	1:45.461
2	68	Yvan Muller	FRA		Citroën C-Elysée WTCC	1:47.445	1:46.149	1:46.701
3	9	Sébastien Loeb	FRA		Citroën C-Elysée WTCC	1:47.056	1:46.641	1:47.061
4	33	Ma Qing Hua	CHN		Citroën C-Elysée WTCC	1:47.326	1:45.808	1:47.203
5	18	Tiago Monteiro	PRT		Honda Civic WTCC	1:47.321	1:46.469	1:47.633
6	3	Tom Chilton	GBR	I	Chevrolet RML Cruze TC1	1:47.511	1:46.738	-
7	2	Gabriele Tarquini	ITA		Honda Civic WTCC	1:47.441	1:46.967	-
8	26	Stefano D'Aste	ITA	I	Chevrolet RML Cruze TC1	1:47.240	1:47.120	-
9	4	Tom Coronel	NLD	I	Chevrolet RML Cruze TC1	1:48.038	1:48.322	-
10	15	James Thompson	GBR		LADA Vesta WTCC	1:48.033	1:50.165	-
11	12	Rob Huff	GBR		LADA Vesta WTCC	1:46.878	1:50.553	-
12	25	Mehdi Bennani	MAR	I	Citroën C-Elysée WTCC	1:47.040	-	-
13	98	Dušan Borkovic	SRB	I	Honda Civic WTCC	1:48.443	-	-
14	27	John Filippi	FRA	I	Chevrolet RML Cruze TC1	1:48.507	-	-
15	11	Grégoire Demoustier	FRA	I	Chevrolet RML Cruze TC1	1:49.042	-	-
16	19	Rikard Rydell	SWE		Honda Civic WTCC	1:49.267	-	-

Qualification 107% of best lap of leader

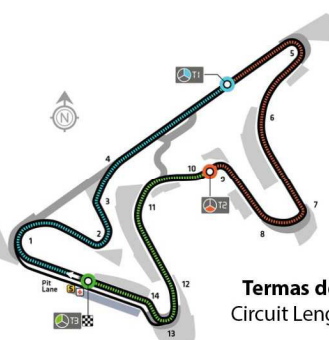
17	5	Norbert Michelisz	HUN	I	Honda Civic WTCC	-	-	-
----	---	-------------------	-----	---	------------------	---	---	---

DNS

18	7	Hugo Valente	FRA	I	Chevrolet RML Cruze TC1	-	-	-
----	---	--------------	-----	---	-------------------------	---	---	---

Race Director

Timekeeper



Termas de Rio Hondo
Circuit Length - 4.806 Km



6 - 7 - 8 march 2015

FIA WORLD TOURING CAR CHAMPIONSHIP
COMBINED QUALIFYING RESULT

Termas de Rio Hondo - Argentina (4.806 km)
Classification on the best lap

Pos.	No.	Driver	Nat	C	Car	Qualifying 1	Qualifying 2	Qualifying 3
1	37	José María López	ARG		Citroën C-Elysée WTCC	1:47.300	1:45.891	1:45.461
2	68	Yvan Muller	FRA		Citroën C-Elysée WTCC	1:47.445	1:46.149	1:46.701
3	9	Sébastien Loeb	FRA		Citroën C-Elysée WTCC	1:47.056	1:46.641	1:47.061
4	33	Ma Qing Hua	CHN		Citroën C-Elysée WTCC	1:47.326	1:45.808	1:47.203
5	18	Tiago Monteiro	PRT		Honda Civic WTCC	1:47.321	1:46.469	1:47.633
6	3	Tom Chilton	GBR	I	Chevrolet RML Cruze TC1	1:47.511	1:46.738	-
7	2	Gabriele Tarquini	ITA		Honda Civic WTCC	1:47.441	1:46.967	-
8	26	Stefano D'Aste	ITA	I	Chevrolet RML Cruze TC1	1:47.240	1:47.120	-
9	4	Tom Coronel	NLD	I	Chevrolet RML Cruze TC1	1:48.038	1:48.322	-
10	15	James Thompson	GBR		LADA Vesta WTCC	1:48.033	1:50.165	-
11	12	Rob Huff	GBR		LADA Vesta WTCC	1:46.878	1:50.553	-
12	25	Mehdi Bennani	MAR	I	Citroën C-Elysée WTCC	1:47.040	-	-
13	98	Dušan Borkovic	SRB	I	Honda Civic WTCC	1:48.443	-	-
14	27	John Filippi	FRA	I	Chevrolet RML Cruze TC1	1:48.507	-	-
15	11	Grégoire Demoustier	FRA	I	Chevrolet RML Cruze TC1	1:49.042	-	-
16	19	Rikard Rydell	SWE		Honda Civic WTCC	1:49.267	-	-

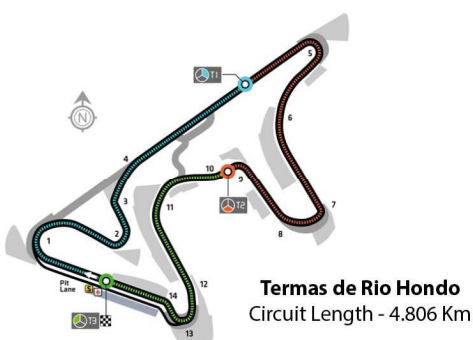
Qualification 107% of best lap of leader

17	5	Norbert Michelisz	HUN	I	Honda Civic WTCC	-	-	-
----	---	-------------------	-----	---	------------------	---	---	---

DNS

18	7	Hugo Valente	FRA	I	Chevrolet RML Cruze TC1	-	-	-
----	---	--------------	-----	---	-------------------------	---	---	---

Steward	Steward	Steward
---------	---------	---------



6 - 7 - 8 march 2015

FIA WORLD TOURING CAR CHAMPIONSHIP

Termas de Rio Hondo - Argentina (4.806 km)

Race 1 - STARTING GRID PROVISIONAL

Starting grid

13 Laps

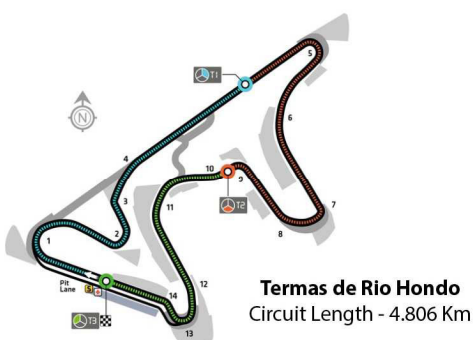
7	Hugo Valente Chevrolet RML Cruze TC1	18	18
19	Rikard Rydell Honda Civic WTCC	16	17
27	John Filippi Chevrolet RML Cruze TC1	14	16
25	Mehdi Bennani Citroën C-Elysée WTCC	12	15
15	James Thompson LADA Vesta WTCC	10	14
26	Stefano D'Aste Chevrolet RML Cruze TC1	8	13
3	Tom Chilton Chevrolet RML Cruze TC1	6	12
33	Ma Qing Hua Citroën C-Elysée WTCC	4	11
68	Yvan Muller Citroën C-Elysée WTCC	2	10
5	Norbert Michelisz Honda Civic WTCC	17	9
11	Grégoire Demoustier Chevrolet RML Cruze TC1	15	8
98	Dušan Borkovic Honda Civic WTCC	13	7
12	Rob Huff LADA Vesta WTCC	11	6
4	Tom Coronel Chevrolet RML Cruze TC1	9	5
2	Gabriele Tarquini Honda Civic WTCC	7	4
18	Tiago Monteiro Honda Civic WTCC	5	3
9	Sébastien Loeb Citroën C-Elysée WTCC	3	2
37	José María López Citroën C-Elysée WTCC	1	1

Pole position

Car 7 allowed to start, decision N 3 refers
Car 5 allowed to start, decision N 4 refers

Race Director

Timekeeper



6 - 7 - 8 march 2015

FIA WORLD TOURING CAR CHAMPIONSHIP

Termas de Rio Hondo - Argentina (4.806 km)

Race 1 - STARTING GRID FINAL

Starting grid

13 Laps

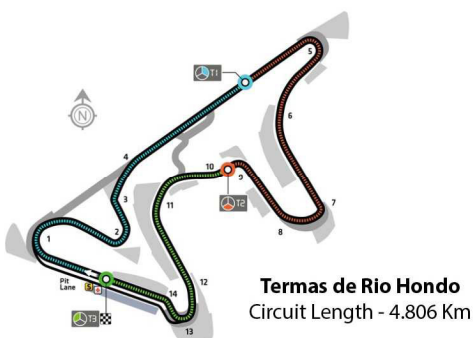
7	Hugo Valente Chevrolet RML Cruze TC1	18	18
19	Rikard Rydell Honda Civic WTCC	16	17
27	John Filippi Chevrolet RML Cruze TC1	14	16
25	Mehdi Bennani Citroën C-Elysée WTCC	12	15
15	James Thompson LADA Vesta WTCC	10	14
26	Stefano D'Aste Chevrolet RML Cruze TC1	8	13
3	Tom Chilton Chevrolet RML Cruze TC1	6	12
33	Ma Qing Hua Citroën C-Elysée WTCC	4	11
68	Yvan Muller Citroën C-Elysée WTCC	2	10
5	Norbert Michelisz Honda Civic WTCC	17	9
11	Grégoire Demoustier Chevrolet RML Cruze TC1	15	8
98	Dušan Borkovic Honda Civic WTCC	13	7
12	Rob Huff LADA Vesta WTCC	11	6
4	Tom Coronel Chevrolet RML Cruze TC1	9	5
2	Gabriele Tarquini Honda Civic WTCC	7	4
18	Tiago Monteiro Honda Civic WTCC	5	3
9	Sébastien Loeb Citroën C-Elysée WTCC	3	2
37	José María López Citroën C-Elysée WTCC	1	1

Pole position



Car 7 allowed to start, decision N 3 refrers
Car 5 allowed to start, decision N 4 refrers

StewardN of the meeting	Timekeeper
-------------------------	------------



6 - 7 - 8 march 2015

FIA WORLD TOURING CAR CHAMPIONSHIP
RACE 1 - PROVISIONAL CLASSIFICATION

Termas de Rio Hondo - Argentina (4.806 km)
Classification on the total laps

Pos.	No.	Driver	Nat	C	Car	Total time	Laps	Gap 1st	Gap Prev	Best SP	Best Lap	In lap
1	37	José María López	ARG		Citroën C-Elysée WTCC	00:23:25.060	13	-	-	161	1:47.702	5
2	68	Yvan Muller	FRA		Citroën C-Elysée WTCC	00:23:28.230	13	3.170	3.170	160	1:47.882	9
3	9	Sébastien Loeb	FRA		Citroën C-Elysée WTCC	00:23:32.560	13	7.500	4.330	160	1:47.996	4
4	18	Tiago Monteiro	PRT		Honda Civic WTCC	00:23:39.228	13	14.168	6.668	159	1:48.645	9
5	2	Gabriele Tarquini	ITA		Honda Civic WTCC	00:23:41.382	13	16.322	2.154	159	1:48.840	9
6	5	Norbert Michelisz	HUN	I	Honda Civic WTCC	00:23:43.530	13	18.470	2.148	159	1:48.501	13
7	33	Ma Qing Hua	CHN		Citroën C-Elysée WTCC	00:23:45.224	13	20.164	1.694	159	1:48.496	10
8	3	Tom Chilton	GBR	I	Chevrolet RML Cruze TC1	00:23:48.559	13	23.499	3.335	159	1:48.756	4
9	26	Stefano D'Aste	ITA	I	Chevrolet RML Cruze TC1	00:23:52.366	13	27.306	3.807	158	1:49.436	3
10	19	Rikard Rydell	SWE		Honda Civic WTCC	00:23:55.326	13	30.266	2.960	158	1:49.578	12
11	98	Dušan Borkovic	SRB	I	Honda Civic WTCC	00:23:59.447	13	34.387	4.121	158	1:49.649	5
12	11	Grégoire Demoustier	FRA	I	Chevrolet RML Cruze TC1	00:24:01.273	13	36.213	1.826	158	1:49.741	6
13	25	Mehdi Bennani	MAR	I	Citroën C-Elysée WTCC	00:24:02.966	13	37.906	1.693	160	1:48.049	8
14	4	Tom Coronel	NLD	I	Chevrolet RML Cruze TC1	00:21:28.163	9	4 Lp.	4 Lp.	159	1:48.783	7

NOT CLASSIFIED (Requirements : 75% of number laps of leader = 9 Lp.)

15	7	Hugo Valente	FRA	I	Chevrolet RML Cruze TC1	00:07:30.084	4	9 Lp.	5 Lp.	157	1:50.295	3
16	12	Rob Huff	GBR		LADA Vesta WTCC	00:07:45.949	4	9 Lp.	15.865	159	1:48.930	2
17	15	James Thompson	GBR		LADA Vesta WTCC	00:24:06.753	2	11 Lp.	2 Lp.	14	21:08.107	2
18	27	John Filippi	FRA	I	Chevrolet RML Cruze TC1	00:03:07.119	1	12 Lp.	1 Lp.	-	-	0

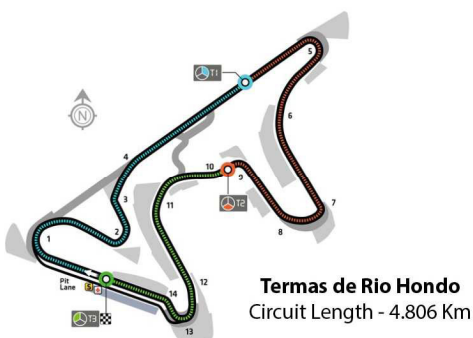
Best Lap : 1:47.702 (161 km/h), (No.37) José María López

Subject to technical scrutineering

Weather/Track: Cloud 37 C/Damp 46 C

Green flag : 15:18, Finish flag : 15:42

Race Director	Steward	Timekeeper
---------------	---------	------------



6 - 7 - 8 march 2015

FIA WORLD TOURING CAR CHAMPIONSHIP

Termas de Rio Hondo - Argentina (4.806 km)

Race 1

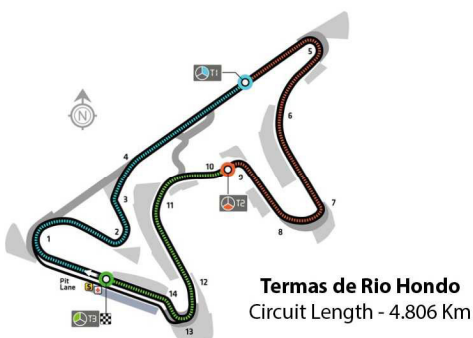
Lap chart

Start : 37 68 9 33 18 3 2 26 4 15 12 25 98 27 11 19 5 7

Lap	37	68	9	33	18	3	2	26	4	15	12	25	98	27	11	19	5	7
Lap 0																		
Lap 1	37	68	9	18	2	3	25	12	26	5	4	19	33	98	11	7	15	27
Lap 2	37	68	9	18	2	3	25	12	5	26	4	33	19	98	11	7	15	
Lap 3	37	68	9	18	2	3	12	25	5	26	33	4	19	98	11	7		
Lap 4	37	68	9	18	2	3	25	5	33	26	19	98	11	7	12	4		
Lap 5	37	68	9	18	2	3	25	5	33	26	19	98	11	4				
Lap 6	37	68	9	18	2	3	25	5	33	26	19	98	11	4				
Lap 7	37	68	9	18	2	25	5	33	3	26	19	98	11	4				
Lap 8	37	68	9	18	2	25	5	33	3	26	19	98	11	4				
Lap 9	37	68	9	18	2	5	33	25	3	26	19	98	11	4				
Lap 10	37	68	9	18	2	5	33	3	26	19	98	11	25					
Lap 11	37	68	9	18	2	5	33	3	26	19	98	11	25					
Lap 12	37	68	9	18	2	5	33	3	26	19	98	11	25					
Lap 13	37	68	9	18	2	5	33	3	26	19	98	11	25					

Weather/Track: Cloud 37 C/Damp 46 C

Green flag : 15:18, Finish flag : 15:42



6 - 7 - 8 march 2015

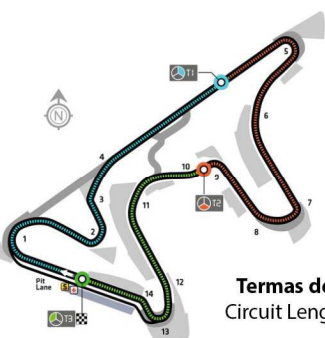
FIA WORLD TOURING CAR CHAMPIONSHIP

Termas de Rio Hondo - Argentina (4.806 km)

Race 1

Lap by lap

Laps	Time	S1	S2	S3	Last Lap	Total time	SP	Laps	Time	S1	S2	S3	Last Lap	Total time	SP
No. 2, Gabriele Tarquini, Pos. 5								Green flag S1 : 10:50.705							
Green flag : 0.###								5	15:32:56	-	41.530	23.068	6:09.654	14:03.558	229
1	15:20:44	-	42.450	23.597	1:52.457	1:52.457	238	6	15:34:44	43.562	41.590	23.659	1:48.811	15:52.369	229
2	15:22:34	44.063	41.740	23.745	1:49.548	3:42.005	229	7	15:36:33	43.741	41.540	23.502	1:48.783	17:41.152	233
3	15:24:23	43.675	41.610	23.601	1:48.886	5:30.891	229	8	15:38:22	43.698	41.670	23.522	1:48.890	19:30.042	229
4	15:26:12	43.739	41.650	23.748	1:49.137	7:20.028	229	9	15:40:20	44.428	42.390	31.303	Pit In	21:28.163	233
Yellow flag S1 : 8:16.811								Finish flag : 23:25.059							
5	15:28:01	43.772	41.780	23.660	1:49.212	9:09.240	229								
Green flag S1 : 10:50.705								No. 5, Norbert Michelisz, Pos. 6							
6	15:29:50	43.720	41.670	23.627	1:49.017	10:58.257	238	Green flag : 0.###							
7	15:31:39	43.773	41.640	23.566	1:48.979	12:47.236	229	1	15:20:47	-	41.990	24.473	1:55.113	1:55.113	238
8	15:33:28	43.744	41.790	23.652	1:49.186	14:36.422	229	2	15:22:37	44.397	42.040	23.699	1:50.136	3:45.249	242
9	15:35:17	43.748	41.570	23.522	1:48.840	16:25.262	-	3	15:24:26	43.611	41.560	23.906	1:49.077	5:34.326	229
10	15:37:06	43.678	41.680	23.568	1:48.926	18:14.188	233	4	15:26:16	43.764	41.730	23.768	1:49.262	7:23.588	238
11	15:38:55	43.702	41.780	23.538	1:49.020	20:03.208	225	Yellow flag S1 : 8:16.811							
12	15:40:44	43.722	41.670	23.653	1:49.045	21:52.253	233	5	15:28:04	43.682	41.650	23.505	1:48.837	9:12.425	238
Finish flag : 23:25.059								Green flag S1 : 10:50.705							
13	15:42:33	43.797	41.610	23.722	1:49.129	23:41.382	225	6	15:29:54	43.615	41.690	23.801	1:49.106	11:01.531	233
No. 3, Tom Chilton, Pos. 8								7	15:31:43	44.499	41.760	23.555	1:49.814	12:51.345	233
Green flag : 0.###								8	15:33:32	43.585	41.650	23.581	1:48.816	14:40.161	233
1	15:20:45	-	42.470	23.712	1:53.072	1:53.072	225	9	15:35:21	43.689	41.570	23.461	1:48.720	16:28.881	233
2	15:22:35	43.988	41.590	24.027	1:49.605	3:42.677	247	10	15:37:09	43.589	41.550	23.462	1:48.601	18:17.482	233
3	15:24:25	44.473	42.010	23.774	1:50.257	5:32.934	242	11	15:38:58	43.658	41.590	23.537	1:48.785	20:06.267	229
4	15:26:14	43.666	41.610	23.480	1:48.756	7:21.690	238	12	15:40:47	43.683	41.550	23.529	1:48.762	21:55.029	233
Yellow flag S1 : 8:16.811								Finish flag : 23:25.059							
5	15:28:03	43.670	41.750	23.791	1:49.211	9:10.901	229	13	15:42:36	43.431	41.620	23.450	1:48.501	23:43.530	233
Green flag S1 : 10:50.705								No. 7, Hugo Valente, Pos. 15							
6	15:29:53	44.019	42.050	23.942	1:50.011	11:00.912	229	Green flag : 0.###							
7	15:31:46	45.438	42.840	24.405	1:52.683	12:53.595	229	1	15:20:50	-	43.710	23.826	1:57.786	1:57.786	233
8	15:33:35	43.755	41.910	23.599	1:49.264	14:42.859	238	2	15:22:41	45.144	42.020	23.770	1:50.934	3:48.720	225
9	15:35:24	43.691	41.700	23.676	1:49.067	16:31.926	233	3	15:24:31	44.450	42.050	23.795	1:50.295	5:39.015	233
10	15:37:13	43.714	41.660	23.638	1:49.012	18:20.938	238	4	15:26:22	44.755	42.250	24.064	1:51.069	7:30.084	225
11	15:39:02	43.832	42.010	23.627	1:49.469	20:10.407	238	Yellow flag S1 : 8:16.811							
12	15:40:52	43.843	41.930	23.533	1:49.306	21:59.713	229	Green flag S1 : 10:50.705							
Finish flag : 23:25.059								Finish flag : 23:25.059							
13	15:42:41	43.517	41.650	23.679	1:48.846	23:48.559	233								
No. 4, Tom Coronel, Pos. 14								No. 9, Sébastien Loeb, Pos. 3							
Green flag : 0.###								Green flag : 0.###							
1	15:20:47	-	42.140	24.085	1:55.425	1:55.425	221	1	15:20:42	-	41.190	23.266	1:49.866	1:49.866	242
2	15:22:38	44.545	42.440	23.873	1:50.858	3:46.283	233	2	15:22:30	43.594	41.780	23.241	1:48.615	3:38.481	242
3	15:24:29	44.627	42.250	23.786	1:50.663	5:36.946	233	3	15:24:19	43.769	41.470	23.583	1:48.822	5:27.303	233
4	15:26:46	52.364	50.460	34.134	Pit In	7:53.904	173	4	15:26:07	43.427	41.390	23.179	1:47.996	7:15.299	233
Yellow flag S1 : 8:16.811								Yellow flag S1 : 8:16.811							
								5	15:27:56	43.441	41.700	23.335	1:48.476	9:03.775	233



Termas de Rio Hondo
Circuit Length - 4.806 Km



6 - 7 - 8 march 2015

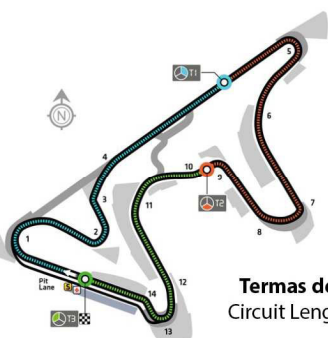
FIA WORLD TOURING CAR CHAMPIONSHIP

Termas de Rio Hondo - Argentina (4.806 km)

Race 1

Lap by lap

Laps	Time	S1	S2	S3	Last Lap	Total time	SP	Laps	Time	S1	S2	S3	Last Lap	Total time	SP
No. 9, Sébastien Loeb, Pos. 3								1	15:21:51	-	1:15.57	53.756	Pit In	2:58.646	233
Yellow flag S1 : 8:16.811								Yellow flag S1 : 8:16.811							
5	15:27:56	43.441	41.700	23.335	1:48.476	9:03.775	233	Green flag S1 : 10:50.705							
Green flag S1 : 10:50.705								Finish flag : 23:25.059							
6	15:29:45	43.535	41.820	23.521	1:48.876	10:52.651	233	2	15:42:59	-	-	-	21:08.10	24:06.753	233
7	15:31:33	43.569	41.500	23.512	1:48.581	12:41.232	229	No. 18, Tiago Monteiro, Pos. 4							
8	15:33:22	43.668	41.450	23.407	1:48.525	14:29.757	233	Green flag : 0.###							
9	15:35:10	43.513	41.500	23.252	1:48.265	16:18.022	233	1	15:20:44	-	42.130	23.858	1:52.278	1:52.278	229
10	15:36:59	43.458	41.930	23.314	1:48.702	18:06.724	238	2	15:22:33	43.902	41.620	23.564	1:49.086	3:41.364	233
11	15:38:47	43.496	41.650	23.322	1:48.468	19:55.192	233	3	15:24:22	43.696	41.580	23.663	1:48.939	5:30.303	233
12	15:40:36	43.458	41.550	23.535	1:48.543	21:43.735	238	4	15:26:11	43.787	41.650	23.308	1:48.745	7:19.048	233
Finish flag : 23:25.059								Yellow flag S1 : 8:16.811							
13	15:42:25	43.545	41.730	23.550	1:48.825	23:32.560	233	5	15:28:00	43.782	41.610	23.430	1:48.822	9:07.870	238
Green flag S1 : 10:50.705								Green flag S1 : 10:50.705							
No. 11, Grégoire Demoustier, Pos. 12								6	15:29:49	43.740	41.670	23.547	1:48.957	10:56.827	233
Green flag : 0.###								7	15:31:38	43.793	41.760	23.606	1:49.159	12:45.986	238
1	15:20:49	-	42.720	23.737	1:57.317	1:57.317	229	8	15:33:27	43.754	41.670	23.408	1:48.832	14:34.818	225
2	15:22:40	44.003	42.840	23.781	1:50.624	3:47.941	233	9	15:35:15	43.632	41.540	23.473	1:48.645	16:23.463	242
3	15:24:30	44.149	42.170	24.005	1:50.324	5:38.265	229	10	15:37:04	43.707	41.690	23.409	1:48.806	18:12.269	238
4	15:26:21	44.555	42.560	23.835	1:50.950	7:29.215	238	11	15:38:53	43.711	41.730	23.372	1:48.813	20:01.082	238
Yellow flag S1 : 8:16.811								12	15:40:42	43.708	41.810	23.569	1:49.087	21:50.169	225
5	15:28:11	44.075	42.070	23.911	1:50.056	9:19.271	242	Finish flag : 23:25.059							
Green flag S1 : 10:50.705								13	15:42:31	43.731	41.730	23.598	1:49.059	23:39.228	229
6	15:30:01	43.929	42.100	23.712	1:49.741	11:09.012	233	No. 19, Rikard Rydell, Pos. 10							
7	15:31:52	44.228	42.380	24.017	1:50.625	12:59.637	229	Green flag : 0.###							
8	15:33:42	44.163	41.980	23.899	1:50.042	14:49.679	247	1	15:20:48	-	42.350	23.535	1:55.855	1:55.855	238
9	15:35:31	44.071	-	-	1:49.747	16:39.426	229	2	15:22:39	44.795	42.510	23.731	1:51.036	3:46.891	233
10	15:37:22	44.204	41.950	24.025	1:50.179	18:29.605	238	3	15:24:29	44.329	42.180	23.808	1:50.317	5:37.208	233
11	15:39:12	44.135	42.520	24.072	1:50.727	20:20.332	225	4	15:26:19	44.312	42.000	23.819	1:50.131	7:27.339	229
12	15:41:03	44.228	42.330	24.095	1:50.653	22:10.985	233	Yellow flag S1 : 8:16.811							
Finish flag : 23:25.059								5	15:28:09	44.151	41.870	23.721	1:49.742	9:17.081	229
13	15:42:53	44.215	42.110	23.963	1:50.288	24:01.273	238	Green flag S1 : 10:50.705							
No. 12, Rob Huff, Pos. 16								6	15:29:59	44.289	41.960	23.709	1:49.958	11:07.039	229
Green flag : 0.###								7	15:31:49	44.261	41.990	23.668	1:49.919	12:56.958	229
1	15:20:47	-	-	-	1:54.768	1:54.768	242	8	15:33:39	44.352	41.920	23.675	1:49.947	14:46.905	225
2	15:22:36	43.562	-	-	1:48.930	3:43.698	238	9	15:35:29	44.005	41.830	23.791	1:49.626	16:36.531	229
3	15:24:26	44.372	-	-	1:49.956	5:33.654	233	10	15:37:18	44.129	41.890	23.619	1:49.638	18:26.169	233
4	15:26:38	43.546	-	-	Pit In	7:45.949	238	11	15:39:08	43.931	41.940	23.786	1:49.657	20:15.826	233
Yellow flag S1 : 8:16.811								12	15:40:57	44.064	41.870	23.644	1:49.578	22:05.404	225
Green flag S1 : 10:50.705								Finish flag : 23:25.059							
Finish flag : 23:25.059								13	15:42:47	44.426	41.850	23.646	1:49.922	23:55.326	225
No. 15, James Thompson, Pos. 17								Green flag : 0.###							



Termas de Rio Hondo
Circuit Length - 4.806 Km



6 - 7 - 8 march 2015

FIA WORLD TOURING CAR CHAMPIONSHIP

Termas de Rio Hondo - Argentina (4.806 km)

Race 1

Lap by lap

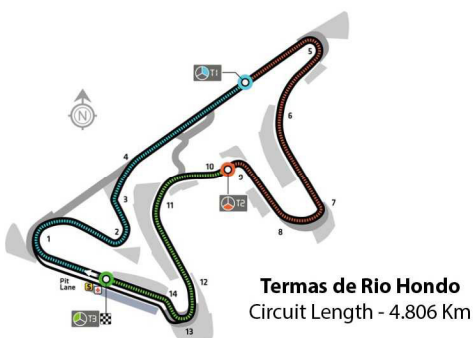
Laps	Time	S1	S2	S3	Last Lap	Total time	SP	Laps	Time	S1	S2	S3	Last Lap	Total time	SP
------	------	----	----	----	----------	------------	----	------	------	----	----	----	----------	------------	----

No. 19, Rikard Rydell, Pos. 10								Yellow flag S1 : 8:16.811							
Finish flag : 23:25.059								Green flag S1 : 10:50.705							
13	15:42:47	44.426	41.850	23.646	1:49.922	23:55.326	225	Finish flag : 23:25.059							

No. 25, Mehdi Bennani, Pos. 13								No. 33, Ma Qing Hua, Pos. 7							
Green flag : 0.###								Green flag : 0.###							
1	15:20:46	-	42.040	24.265	1:54.385	1:54.385	233	1	15:20:48	-	42.370	23.696	1:56.196	1:56.196	238
2	15:22:35	43.345	41.350	23.666	1:48.361	3:42.746	233	2	15:22:38	44.204	42.170	23.869	1:50.243	3:46.439	233
3	15:24:26	44.584	42.500	24.046	1:51.130	5:33.876	247	3	15:24:27	43.601	41.480	23.875	1:48.956	5:35.395	238
4	15:26:15	43.504	42.140	23.278	1:48.922	7:22.798	238	4	15:26:16	43.565	41.760	23.753	1:49.078	7:24.473	242
Yellow flag S1 : 8:16.811								Yellow flag S1 : 8:16.811							
5	15:28:03	43.252	41.350	23.684	1:48.286	9:11.084	238	5	15:28:06	43.367	41.540	24.650	1:49.557	9:14.030	233
Green flag S1 : 10:50.705								Green flag S1 : 10:50.705							
6	15:29:53	43.966	42.080	23.971	1:50.017	11:01.101	238	6	15:29:55	43.760	41.580	23.577	1:48.917	11:02.947	238
7	15:31:42	44.229	41.320	23.645	1:49.194	12:50.295	242	7	15:31:45	43.433	42.830	23.863	1:50.126	12:53.073	238
8	15:33:30	43.285	41.380	23.384	1:48.049	14:38.344	233	8	15:33:34	43.487	41.620	23.532	1:48.639	14:41.712	238
9	15:35:23	43.276	41.180	28.652	Pit In	16:31.452	233	9	15:35:22	43.318	41.720	23.666	1:48.704	16:30.416	242
10	15:37:29	-	41.360	23.391	2:05.679	18:37.131	233	10	15:37:11	43.444	41.520	23.532	1:48.496	18:18.912	242
11	15:39:18	43.559	41.600	23.282	1:48.441	20:25.572	229	11	15:39:00	43.458	41.660	23.516	1:48.634	20:07.546	238
12	15:41:07	43.658	41.820	23.499	1:48.977	22:14.549	233	12	15:40:48	43.344	41.680	23.609	1:48.633	21:56.179	238
Finish flag : 23:25.059								Finish flag : 23:25.059							
13	15:42:55	43.671	41.380	23.366	1:48.417	24:02.966	238	13	15:42:37	43.591	41.720	23.734	1:49.045	23:45.224	238

No. 26, Stefano D'Aste, Pos. 9								No. 37, José María López, Pos. 1							
Green flag : 0.###								Green flag : 0.###							
1	15:20:47	-	42.610	25.006	1:54.986	1:54.986	238	1	15:20:41	-	40.820	22.998	1:48.518	1:48.518	233
2	15:22:38	44.134	42.350	24.179	1:50.663	3:45.649	238	2	15:22:29	43.572	41.540	23.340	1:48.452	3:36.970	233
3	15:24:27	43.661	41.990	23.785	1:49.436	5:35.085	233	3	15:24:17	43.370	41.400	23.521	1:48.291	5:25.261	229
4	15:26:17	43.895	42.340	23.976	1:50.211	7:25.296	233	4	15:26:05	43.499	41.340	23.177	1:48.016	7:13.277	229
Yellow flag S1 : 8:16.811								Yellow flag S1 : 8:16.811							
5	15:28:07	43.964	41.880	23.780	1:49.624	9:14.920	233	5	15:27:53	43.453	41.210	23.039	1:47.702	9:00.979	229
Green flag S1 : 10:50.705								Green flag S1 : 10:50.705							
6	15:29:56	43.960	41.950	23.665	1:49.575	11:04.495	233	6	15:29:41	43.541	41.190	23.260	1:47.991	10:48.970	229
7	15:31:46	43.735	41.960	23.885	1:49.580	12:54.075	233	7	15:31:29	43.560	41.310	23.382	1:48.252	12:37.222	225
8	15:33:36	43.995	41.950	23.777	1:49.722	14:43.797	238	8	15:33:17	43.388	41.370	23.339	1:48.097	14:25.319	233
9	15:35:25	43.773	41.980	23.785	1:49.538	16:33.335	242	9	15:35:05	43.441	41.150	23.191	1:47.782	16:13.101	233
10	15:37:15	43.995	41.800	24.042	1:49.837	18:23.172	233	10	15:36:53	43.359	41.250	23.167	1:47.776	18:00.877	229
11	15:39:05	43.878	42.100	24.166	1:50.144	20:13.316	229	11	15:38:41	43.363	41.400	23.414	1:48.177	19:49.054	233
12	15:40:55	43.794	41.810	23.841	1:49.445	22:02.761	229	12	15:40:29	43.416	41.300	23.371	1:48.087	21:37.141	233
Finish flag : 23:25.059								Finish flag : 23:25.059							
13	15:42:44	43.889	41.900	23.816	1:49.605	23:52.366	238	13	15:42:17	43.459	41.240	23.220	1:47.919	23:25.060	233

No. 27, John Filippi, Pos. 18							
Green flag : 0.###							
1	15:21:59	-	1:33.02	44.289	Pit In	3:07.119	225



6 - 7 - 8 march 2015

FIA WORLD TOURING CAR CHAMPIONSHIP

Termas de Rio Hondo - Argentina (4.806 km)

Race 1

Lap by lap

Laps	Time	S1	S2	S3	Last Lap	Total time	SP	Laps	Time	S1	S2	S3	Last Lap	Total time	SP
------	------	----	----	----	----------	------------	----	------	------	----	----	----	----------	------------	----

No. 68, Yvan Muller, Pos. 2

Green flag : 0:###

1	15:20:41	-	41.090	23.126	1:49.436	1:49.436	-
2	15:22:30	43.624	41.680	23.471	1:48.775	3:38.211	238
3	15:24:18	43.529	41.360	23.306	1:48.195	5:26.406	242
4	15:26:06	43.454	41.340	23.130	1:47.924	7:14.330	233
Yellow flag S1 : 8:16.811							
5	15:27:54	43.390	41.300	23.320	1:48.010	9:02.340	233
6	15:29:43	43.460	41.510	23.394	1:48.364	10:50.704	225
Green flag S1 : 10:50.705							
7	15:31:31	43.576	41.520	23.320	1:48.416	12:39.120	233
8	15:33:19	43.430	41.370	23.339	1:48.139	14:27.259	233
9	15:35:07	43.371	41.230	23.281	1:47.882	16:15.141	233
10	15:36:55	43.489	41.400	23.204	1:48.093	18:03.234	233
11	15:38:43	43.386	41.480	23.202	1:48.068	19:51.302	229
12	15:40:31	43.348	41.430	23.282	1:48.060	21:39.362	229
Finish flag : 23:25.059							
13	15:42:20	43.498	41.570	23.800	1:48.868	23:28.230	229

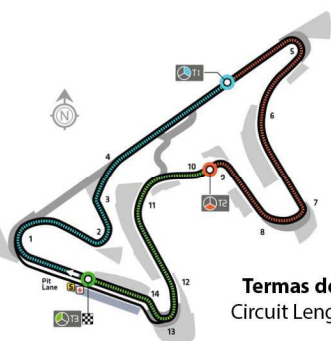
No. 98, Dušan Borkovic, Pos. 11

Green flag : 0:###

1	15:20:49	-	45.120	23.845	1:56.685	1:56.685	229
2	15:22:39	44.235	42.590	23.972	1:50.797	3:47.482	233
3	15:24:30	44.038	42.280	23.847	1:50.165	5:37.647	233
4	15:26:20	44.453	42.330	23.824	1:50.607	7:28.254	225
Yellow flag S1 : 8:16.811							
5	15:28:10	44.016	41.850	23.783	1:49.649	9:17.903	225
Green flag S1 : 10:50.705							
6	15:30:00	44.137	41.900	23.857	1:49.894	11:07.797	233
7	15:31:50	44.103	42.390	24.073	1:50.566	12:58.363	238
8	15:33:41	44.287	42.150	23.832	1:50.269	14:48.632	229
9	15:35:31	44.208	42.060	23.709	1:49.977	16:38.609	238
10	15:37:21	44.211	42.060	23.832	1:50.103	18:28.712	229
11	15:39:11	44.098	42.030	23.758	1:49.886	20:18.598	229
12	15:41:01	44.082	42.120	24.320	1:50.522	22:09.120	229
Finish flag : 23:25.059							
13	15:42:51	44.270	42.210	23.847	1:50.327	23:59.447	229

Weather/Track: Cloud 37 C/Damp 46 C

Green flag : 15:18, Finish flag : 15:42



Termas de Rio Hondo
Circuit Length - 4.806 Km



6 - 7 - 8 march 2015

FIA WORLD TOURING CAR CHAMPIONSHIP

Termas de Rio Hondo - Argentina (4.806 km)

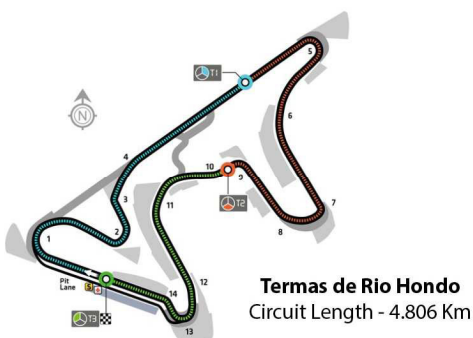
Race 1

Best sectors by laps

Laps	Best S1	Best S2	Best S3	Best SP	Best Lap	Ideal lap time	Gap
1	- (37)	40.820 (37)	22.998 (37)	221 (4)	1:48.518 (37)		
2	43.345 (25)	41.350 (25)	23.241 (9)	225 (7)	1:48.361 (25)	1:47.936	0.425
3	43.370 (37)	41.360 (68)	23.306 (68)	229 (37)	1:48.195 (68)	1:48.036	0.159
4	43.427 (9)	41.340 (37)	23.130 (68)	173 (4)	1:47.924 (68)	1:47.897	0.027
5	43.252 (25)	41.210 (37)	23.039 (37)	225 (98)	1:47.702 (37)	1:47.501	0.201
6	43.460 (68)	41.190 (37)	23.260 (37)	225 (68)	1:47.991 (37)	1:47.910	0.081
7	43.433 (33)	41.310 (37)	23.320 (68)	225 (37)	1:48.252 (37)	1:48.063	0.189
8	43.285 (25)	41.370 (37)	23.339 (37)	225 (18)	1:48.049 (25)	1:47.994	0.055
9	43.276 (25)	41.150 (37)	23.191 (37)	229 (19)	1:47.782 (37)	1:47.617	0.165
10	43.359 (37)	41.250 (37)	23.167 (37)	229 (37)	1:47.776 (37)	1:47.776	-
11	43.363 (37)	41.400 (37)	23.202 (68)	225 (2)	1:48.068 (68)	1:47.965	0.103
12	43.344 (33)	41.300 (37)	23.282 (68)	225 (18)	1:48.060 (68)	1:47.926	0.134
13	43.431 (5)	41.240 (37)	23.220 (37)	225 (2)	1:47.919 (37)	1:47.891	0.028

Weather/Track: Cloud 37 C/Damp 46 C

Green flag : 15:18, Finish flag : 15:42



6 - 7 - 8 march 2015

FIA WORLD TOURING CAR CHAMPIONSHIP

Termas de Rio Hondo - Argentina (4.806 km)

Race 1

Classification on the total laps

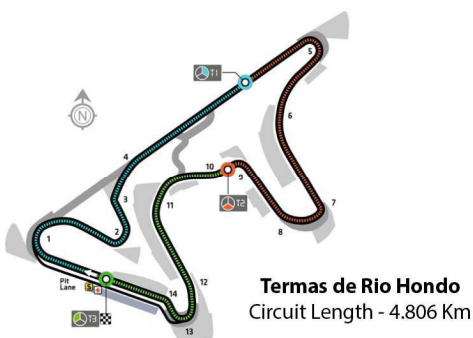
BEST SECTORS

Pos.	No.	Driver	C	S1	Best S1	S2	Best S2	S3	Best S3	Laps	Best Lap	In lap	Gap 1st	Gap Prev	Ideal lap time	Best SP
1	37	José María López		43.453	43.359	41.210	40.820	23.039	22.998	13	1:47.702	5	-	-	1:47.177	161
2	68	Yvan Muller		43.371	43.348	41.230	41.090	23.281	23.126	13	1:47.882	9	3.170	3.170	1:47.564	160
3	9	Sébastien Loeb		43.427	43.427	41.390	41.190	23.179	23.179	13	1:47.996	4	7.500	4.330	1:47.796	160
4	18	Tiago Monteiro		43.632	43.632	41.540	41.540	23.473	23.308	13	1:48.645	9	14.168	6.668	1:48.480	159
5	2	Gabriele Tarquini		43.748	43.675	41.570	41.570	23.522	23.522	13	1:48.840	9	16.322	2.154	1:48.767	159
6	5	Norbert Michelisz	I	43.431	43.431	41.620	41.550	23.450	23.450	13	1:48.501	13	18.470	2.148	1:48.431	159
7	33	Ma Qing Hua		43.444	43.318	41.520	41.480	23.532	23.516	13	1:48.496	10	20.164	1.694	1:48.314	159
8	3	Tom Chilton	I	43.666	43.517	41.610	41.590	23.480	23.480	13	1:48.756	4	23.499	3.335	1:48.587	159
9	26	Stefano D'Aste	I	43.661	43.661	41.990	41.800	23.785	23.665	13	1:49.436	3	27.306	3.807	1:49.126	158
10	19	Rikard Rydell		44.064	43.931	41.870	41.830	23.644	23.535	13	1:49.578	12	30.266	2.960	1:49.296	158
11	98	Dušan Borkovic	I	44.016	44.016	41.850	41.850	23.783	23.709	13	1:49.649	5	34.387	4.121	1:49.575	158
12	11	Grégoire Demoustier	I	43.929	43.929	42.100	41.950	23.712	23.712	13	1:49.741	6	36.213	1.826	1:49.591	158
13	25	Mehdi Bennani	I	43.285	43.252	41.380	41.180	23.384	23.278	13	1:48.049	8	37.906	1.693	1:47.710	160
14	4	Tom Coronel	I	43.741	43.562	41.540	41.530	23.502	23.068	9	1:48.783	7	4 Lp.	4 Lp.	1:48.160	159
NOT CLASSIFIED (Requirements : 75% of number laps of leader = 9 Lp.)																
15	7	Hugo Valente	I	44.450	44.450	42.050	42.020	23.795	23.770	4	1:50.295	3	9 Lp.	5 Lp.	1:50.240	157
16	12	Rob Huff		43.562	43.546	-	-	-	-	4	1:48.930	2	9 Lp.	15.865	43.546	159
17	15	James Thompson		-	-	-	1:15.570	22:01.863	22:01.863	2	21:08.107	2	11 Lp.	2 Lp.	23:17.433	14
18	27	John Filippi	I	-	-	-	1:33.020	-	-	1	-	0	12 Lp.	1 Lp.	1:33.020	-

Best Lap : 1:47.702 (161 km/h), (No.37) José María López

Weather/Track: Cloud 37 C/Damp 46 C

Green flag : 15:18, Finish flag : 15:42



6 - 7 - 8 march 2015

FIA WORLD TOURING CAR CHAMPIONSHIP
Race 2 - STARTING GRID PROVISIONAL

Termas de Rio Hondo - Argentina (4.806 km)
Starting grid
13 Laps

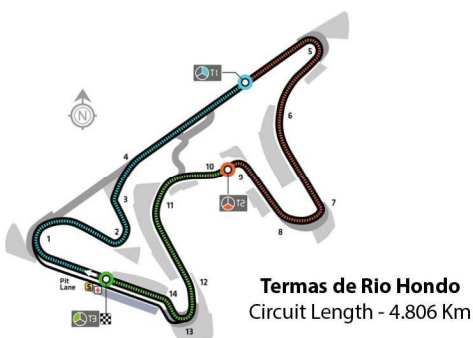
27 John Filippi Chevrolet RML Cruze TC1 18	7 Hugo Valente Chevrolet RML Cruze TC1 17	18
5 Norbert Michelisz Honda Civic WTCC 16	19 Rikard Rydell Honda Civic WTCC 15	17
11 Grégoire Demoustier Chevrolet RML Cruze TC1 14	98 Dušan Borkovic Honda Civic WTCC 13	16
25 Mehdi Bennani Citroën C-Elysée WTCC 12	12 Rob Huff LADA Vesta WTCC 11	15
37 José María López Citroën C-Elysée WTCC 10	68 Yvan Muller Citroën C-Elysée WTCC 9	14
9 Sébastien Loeb Citroën C-Elysée WTCC 8	33 Ma Qing Hua Citroën C-Elysée WTCC 7	13
18 Tiago Monteiro Honda Civic WTCC 6	3 Tom Chilton Chevrolet RML Cruze TC1 5	12
2 Gabriele Tarquini Honda Civic WTCC 4	26 Stefano D'Aste Chevrolet RML Cruze TC1 3	11
4 Tom Coronel Chevrolet RML Cruze TC1 2	15 James Thompson LADA Vesta WTCC 1	10
		9
		8
		7
		6
		5
		4
		3
		2
		1

Pole position



Race Director

Timekeeper



6 - 7 - 8 march 2015

FIA WORLD TOURING CAR CHAMPIONSHIP

Termas de Rio Hondo - Argentina (4.806 km)

Race 2 - STARTING GRID FINAL

Starting grid

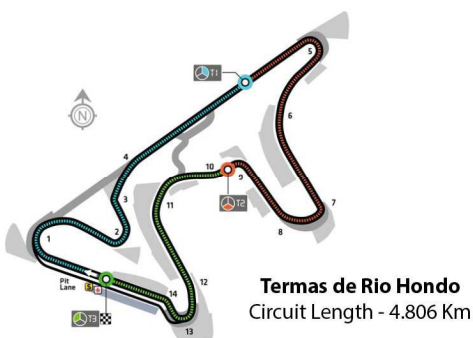
13 Laps

27 John Filippi Chevrolet RML Cruze TC1 18	7 Hugo Valente Chevrolet RML Cruze TC1 17	18
5 Norbert Michelisz Honda Civic WTCC 16	19 Rikard Rydell Honda Civic WTCC 15	17
11 Grégoire Demoustier Chevrolet RML Cruze TC1 14	98 Dušan Borkovic Honda Civic WTCC 13	16
25 Mehdi Bennani Citroën C-Elysée WTCC 12	12 Rob Huff LADA Vesta WTCC 11	15
37 José María López Citroën C-Elysée WTCC 10	68 Yvan Muller Citroën C-Elysée WTCC 9	14
9 Sébastien Loeb Citroën C-Elysée WTCC 8	33 Ma Qing Hua Citroën C-Elysée WTCC 7	13
18 Tiago Monteiro Honda Civic WTCC 6	3 Tom Chilton Chevrolet RML Cruze TC1 5	12
2 Gabriele Tarquini Honda Civic WTCC 4	26 Stefano D'Aste Chevrolet RML Cruze TC1 3	11
4 Tom Coronel Chevrolet RML Cruze TC1 2	15 James Thompson LADA Vesta WTCC 1	10
		9
		8
		7
		6
		5
		4
		3
		2
		1

Pole position

Stewards of the meeting

Timekeeper



6 - 7 - 8 march 2015

FIA WORLD TOURING CAR CHAMPIONSHIP
RACE 2 - PROVISIONAL CLASSIFICATION

Termas de Rio Hondo - Argentina (4.806 km)
Classification on the total laps

Pos.	No.	Driver	Nat	C	Car	Total time	Laps	Gap 1st	Gap Prev	Best SP	Best Lap	In lap
1	9	Sébastien Loeb	FRA		Citroën C-Elysée WTCC	00:29:33.508	15	-	-	162	1:46.708	8
2	37	José María López	ARG		Citroën C-Elysée WTCC	00:29:38.198	15	4.690	4.690	162	1:46.723	8
3	18	Tiago Monteiro	PRT		Honda Civic WTCC	00:29:43.657	15	10.149	5.459	160	1:48.125	11
4	2	Gabriele Tarquini	ITA		Honda Civic WTCC	00:29:45.072	15	11.564	1.415	160	1:48.077	8
5	25	Mehdi Bennani	MAR	I	Citroën C-Elysée WTCC	00:29:48.464	15	14.956	3.392	161	1:47.516	13
6	5	Norbert Michelisz	HUN	I	Honda Civic WTCC	00:29:51.456	15	17.948	2.992	159	1:48.771	15
7	33	Ma Qing Hua	CHN		Citroën C-Elysée WTCC	00:29:53.205	15	19.697	1.749	161	1:47.558	8
8	3	Tom Chilton	GBR	I	Chevrolet RML Cruze TC1	00:29:54.846	15	21.338	1.641	159	1:48.557	8
9	19	Rikard Rydell	SWE		Honda Civic WTCC	00:30:04.115	15	30.607	9.269	157	1:49.861	12
10	11	Grégoire Demoustier	FRA	I	Chevrolet RML Cruze TC1	00:30:05.812	15	32.304	1.697	158	1:49.579	7
11	27	John Filippi	FRA	I	Chevrolet RML Cruze TC1	00:30:15.788	15	42.280	9.976	156	1:50.898	14
12	68	Yvan Muller	FRA		Citroën C-Elysée WTCC	00:30:17.135	15	43.627	1.347	161	1:47.532	8

NOT CLASSIFIED (Requirements : 75% of number laps of leader = 11 Lp.)

13	98	Dušan Borkovic	SRB	I	Honda Civic WTCC	00:17:54.053	8	7 Lp.	7 Lp.	157	1:50.302	7
14	4	Tom Coronel	NLD	I	Chevrolet RML Cruze TC1	00:11:56.811	4	11 Lp.	4 Lp.	148	1:56.655	2
15	12	Rob Huff	GBR		LADA Vesta WTCC	00:14:20.459	2	13 Lp.	2 Lp.	-	-	0
16	15	James Thompson	GBR		LADA Vesta WTCC	00:02:44.077	1	14 Lp.	1 Lp.	-	-	0
17	26	Stefano D'Aste	ITA	I	Chevrolet RML Cruze TC1	-	0	-	-	-	-	0
18	7	Hugo Valente	FRA	I	Chevrolet RML Cruze TC1	-	0	-	-	-	-	0

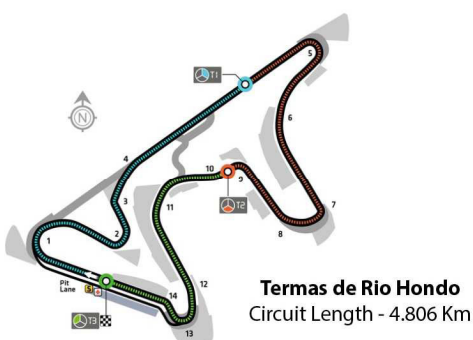
Best Lap : 1:46.708 (162 km/h), (No.9) Sébastien Loeb

Subject to technical scrutineering

Weather/Track: Cloud 37 C/Damp 45 C

Green flag : 16:38, Finish flag : 17:08

Race Director	Steward	Timekeeper
---------------	---------	------------



6 - 7 - 8 march 2015

FIA WORLD TOURING CAR CHAMPIONSHIP
RACE 2 - FINAL RESULT

Termas de Rio Hondo - Argentina (4.806 km)
Classification on the total laps

Pos.	No.	Driver	Nat	C	Car	Total time	Laps	Gap 1st	Gap Prev	Best SP	Best Lap	In lap
1	9	Sébastien Loeb	FRA		Citroën C-Elysée WTCC	00:29:33.508	15	-	-	162	1:46.708	8
2	37	José María López	ARG		Citroën C-Elysée WTCC	00:29:38.198	15	4.690	4.690	162	1:46.723	8
3	18	Tiago Monteiro	PRT		Honda Civic WTCC	00:29:43.657	15	10.149	5.459	160	1:48.125	11
4	2	Gabriele Tarquini	ITA		Honda Civic WTCC	00:29:45.072	15	11.564	1.415	160	1:48.077	8
5	25	Mehdi Bennani	MAR	I	Citroën C-Elysée WTCC	00:29:48.464	15	14.956	3.392	161	1:47.516	13
6	33	Ma Qing Hua	CHN		Citroën C-Elysée WTCC	00:29:53.205	15	19.697	4.741	161	1:47.558	8
7	5	Norbert Michelisz	HUN	I	Honda Civic WTCC	00:29:51.456	15	17.948	-	159	1:48.771	15
8	3	Tom Chilton	GBR	I	Chevrolet RML Cruze TC1	00:29:54.846	15	21.338	3.390	159	1:48.557	8
9	19	Rikard Rydell	SWE		Honda Civic WTCC	00:30:04.115	15	30.607	9.269	157	1:49.861	12
10	11	Grégoire Demoustier	FRA	I	Chevrolet RML Cruze TC1	00:30:05.812	15	32.304	1.697	158	1:49.579	7
11	68	Yvan Muller	FRA		Citroën C-Elysée WTCC	00:30:17.135	15	43.627	11.323	161	1:47.532	8
12	27	John Filippi	FRA	I	Chevrolet RML Cruze TC1	00:30:45.788	15	1:12.2...	28.653	156	1:50.898	14

NOT CLASSIFIED (Requirements : 75% of number laps of leader = 11 Lp.)

13	98	Dušan Borkovic	SRB	I	Honda Civic WTCC	00:17:54.053	8	7 Lp.	7 Lp.	157	1:50.302	7
14	4	Tom Coronel	NLD	I	Chevrolet RML Cruze TC1	00:11:56.811	4	11 Lp.	4 Lp.	148	1:56.655	2
15	12	Rob Huff	GBR		LADA Vesta WTCC	00:14:20.459	2	13 Lp.	2 Lp.	-	-	0
16	15	James Thompson	GBR		LADA Vesta WTCC	00:02:44.077	1	14 Lp.	1 Lp.	-	-	0
17	26	Stefano D'Aste	ITA	I	Chevrolet RML Cruze TC1	-	0	-	-	-	-	0
18	7	Hugo Valente	FRA	I	Chevrolet RML Cruze TC1	-	0	-	-	-	-	0

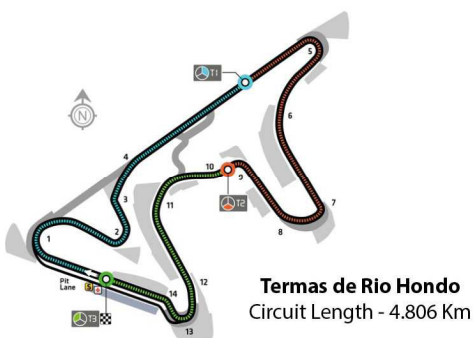
Best Lap : 1:46.708 (162 km/h), (No.9) Sébastien Loeb

Car n°27 drive through (30 seconds to be added at the driver race elapsed time) - Steward's décision N°11 refers
Car n°5 drop of one place in the classification - Steward's décision N°14 refers

Weather/Track: Cloud 37 C/Damp 45 C

Green flag : 16:38, Finish flag : 17:08

Steward	Steward	Steward
---------	---------	---------



6 - 7 - 8 march 2015

FIA WORLD TOURING CAR CHAMPIONSHIP

Termas de Rio Hondo - Argentina (4.806 km)

Race 2

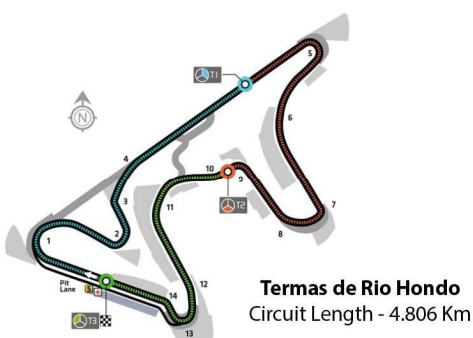
Lap chart

Start : 15 4 26 2 3 18 33 9 68 37 12 25 98 11 19 5 7 27

Lap	15	4	26	2	3	18	33	9	68	37	12	25	98	11	19	5	7	27
Lap 0																		
Lap 1	33	9	4	2	18	5	37	25	68	3	98	19	11	27	12	15		
Lap 2	9	33	2	37	25	19	18	68	98	5	11	4	3	27	12			
Lap 3	9	33	2	37	25	18	68	5	98	3	19	11	27	4				
Lap 4	9	2	37	25	18	68	33	5	98	3	19	11	27	4				
Lap 5	9	2	37	25	18	68	5	98	3	19	11	27	33					
Lap 6	9	2	37	25	18	68	5	98	3	19	11	27	33					
Lap 7	9	37	2	25	18	68	5	98	3	19	11	33	27					
Lap 8	9	37	2	25	68	18	5	3	33	19	11	27	98					
Lap 9	9	37	2	25	68	18	5	3	33	19	11	27						
Lap 10	9	37	2	68	18	5	25	33	3	19	11	27						
Lap 11	9	37	2	18	68	5	25	33	3	19	11	27						
Lap 12	9	37	2	18	25	5	33	3	68	19	11	27						
Lap 13	9	37	18	2	25	5	33	3	19	11	27	68						
Lap 14	9	37	18	2	25	5	33	3	19	11	27	68						
Lap 15	9	37	18	2	25	5	33	3	19	11	27	68						

Weather/Track: Cloud 37 C/Damp 45 C

Green flag : 16:38, Finish flag : 17:08



6 - 7 - 8 march 2015

FIA WORLD TOURING CAR CHAMPIONSHIP

Termas de Rio Hondo - Argentina (4.806 km)

Race 2

Lap by lap

Laps Time S1 S2 S3 Last Lap Total time SP Laps Time S1 S2 S3 Last Lap Total time SP

No. 2, Gabriele Tarquini, Pos. 4

Green flag : 0.###
Yellow flag S1 : 1:45.959
Safety car : 3:05.420

1	16:40:33	-	43.330	24.071	1:56.541	1:56.541	238
2	16:42:26	43.689	43.190	26.040	1:52.919	3:49.460	229
3	16:44:56	1:01.94	54.830	32.812	2:29.582	6:19.042	142
4	16:47:24	1:01.46	56.160	30.378	2:28.006	8:47.048	121
5	16:49:49	1:01.31	54.020	29.896	2:25.228	11:12.276	104
Green flag : 13:24.492							
6	16:52:03	56.374	54.300	23.377	2:14.051	13:26.327	200
7	16:53:52	43.343	41.810	23.270	1:48.423	15:14.750	229
8	16:55:40	43.390	41.500	23.187	1:48.077	17:02.827	233
9	16:57:29	43.683	41.880	23.319	1:48.882	18:51.709	233
10	16:59:17	43.431	41.730	23.255	1:48.416	20:40.125	229
11	17:01:06	43.555	41.600	23.307	1:48.462	22:28.587	233
12	17:02:54	43.493	41.420	23.333	1:48.246	24:16.833	225
13	17:04:45	43.857	43.380	23.549	1:50.786	26:07.619	229
14	17:06:33	43.471	41.680	23.568	1:48.719	27:56.338	233
Finish flag : 29:33.507							
15	17:08:22	43.562	41.610	23.562	1:48.734	29:45.072	238

No. 4, Tom Coronel, Pos. 14

Green flag : 0.###
Yellow flag S1 : 1:45.959
Safety car : 3:05.420

1	16:40:33	-	43.720	23.817	1:56.167	1:56.167	225
2	16:42:30	43.933	-	-	1:56.655	3:52.822	221
3	16:45:06	1:04.78	55.020	36.692	Pit In	6:29.322	138
4	16:50:34	-	1:21.91	47.781	Pit In	11:56.811	61
Green flag : 13:24.492							
Finish flag : 29:33.507							

No. 3, Tom Chilton, Pos. 8

Green flag : 0.###
Yellow flag S1 : 1:45.959
Safety car : 3:05.420

1	16:40:35	-	42.620	24.826	1:58.136	1:58.136	233
2	16:42:30	44.114	42.540	28.660	1:55.314	3:53.450	242
3	16:45:00	1:01.79	55.080	33.212	2:30.082	6:23.532	131
4	16:47:29	1:01.22	56.180	30.727	2:28.135	8:51.667	118
5	16:49:54	1:00.54	55.220	29.259	2:25.022	11:16.689	99
Green flag : 13:24.492							
6	16:52:07	58.021	51.930	23.528	2:13.479	13:30.168	148
7	16:53:57	43.622	42.790	23.745	1:50.157	15:20.325	233
8	16:55:46	43.785	41.370	23.402	1:48.557	17:08.882	233
9	16:57:35	43.428	41.600	23.796	1:48.824	18:57.706	233
10	16:59:25	43.504	42.460	24.061	1:50.025	20:47.731	238
11	17:01:14	43.649	41.930	23.598	1:49.177	22:36.908	242
12	17:03:03	43.642	42.100	23.699	1:49.441	24:26.349	233
13	17:04:53	44.031	41.740	23.789	1:49.560	26:15.909	233
14	17:06:43	43.711	42.070	24.033	1:49.814	28:05.723	225
Finish flag : 29:33.507							
15	17:08:32	43.847	41.710	23.566	1:49.123	29:54.846	229

No. 5, Norbert Michelisz, Pos. 6

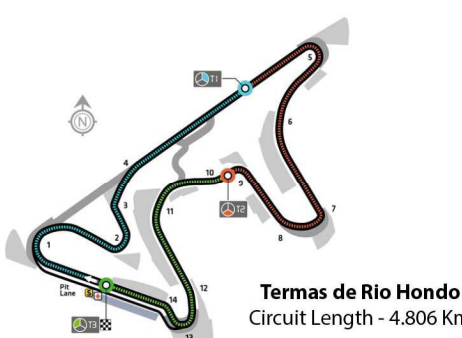
Green flag : 0.###
Yellow flag S1 : 1:45.959
Safety car : 3:05.420

1	16:40:34	-	42.100	24.326	1:57.196	1:57.196	221
2	16:42:29	44.864	42.640	27.544	1:55.048	3:52.244	233
3	16:44:59	1:02.01	54.780	33.421	2:30.217	6:22.461	127
4	16:47:27	1:01.13	56.080	30.265	2:27.484	8:49.945	122
5	16:49:53	1:01.06	55.240	29.588	2:25.893	11:15.838	101
Green flag : 13:24.492							
6	16:52:06	57.562	52.250	23.428	2:13.240	13:29.078	168
7	16:53:55	43.542	42.420	23.519	1:49.481	15:18.559	238
8	16:55:44	43.921	41.360	23.607	1:48.888	17:07.447	229
9	16:57:33	43.663	41.600	23.639	1:48.902	18:56.349	233
10	16:59:23	43.701	41.510	24.113	1:49.324	20:45.673	225
11	17:01:12	43.817	41.740	23.582	1:49.139	22:34.812	233
12	17:03:01	43.658	42.380	23.610	1:49.648	24:24.460	225
13	17:04:51	43.710	42.230	23.481	1:49.421	26:13.881	233
14	17:06:40	43.679	41.570	23.555	1:48.804	28:02.685	233
Finish flag : 29:33.507							
15	17:08:28	43.645	41.580	23.546	1:48.771	29:51.456	233

No. 9, Sébastien Loeb, Pos. 1

Green flag : 0.###
Yellow flag S1 : 1:45.959
Safety car : 3:05.420

1	16:40:32	-	42.390	23.467	1:55.457	1:55.457	233
2	16:42:22	43.253	41.310	24.860	1:49.423	3:44.880	238
3	16:44:54	1:04.87	54.790	32.725	2:32.385	6:17.265	131
4	16:47:23	1:02.12	55.860	30.958	2:28.943	8:46.208	122
5	16:49:49	1:01.70	53.880	29.827	2:25.409	11:11.617	105
Green flag : 13:24.492							
6	16:52:03	56.373	54.520	23.317	2:14.210	13:25.827	177
7	16:53:50	42.923	40.920	22.939	1:46.782	15:12.609	233



6 - 7 - 8 march 2015

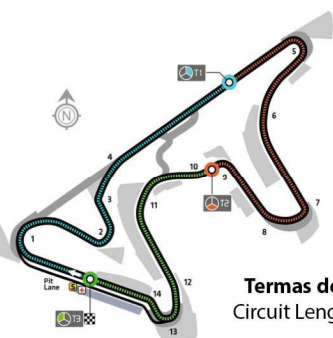
FIA WORLD TOURING CAR CHAMPIONSHIP

Termas de Rio Hondo - Argentina (4.806 km)

Race 2

Lap by lap

Laps	Time	S1	S2	S3	Last Lap	Total time	SP	Laps	Time	S1	S2	S3	Last Lap	Total time	SP
No. 9, Sébastien Loeb, Pos. 1								Yellow flag S1 : 1:45.959							
7	16:53:50	42.923	40.920	22.939	1:46.782	15:12.609	233	1	16:41:21	-	-	-	Pit In	2:44.077	229
8	16:55:36	42.781	40.830	23.097	1:46.708	16:59.317	238	Safety car : 3:05.420							
9	16:57:23	43.033	41.040	22.970	1:47.043	18:46.360	233	Green flag : 13:24.492							
10	16:59:10	42.920	40.930	23.045	1:46.895	20:33.255	233	Finish flag : 29:33.507							
11	17:00:57	43.005	40.990	23.122	1:47.117	22:20.372	238	No. 18, Tiago Monteiro, Pos. 3							
12	17:02:45	42.968	41.060	23.202	1:47.230	24:07.602	238	Green flag : 0.###							
13	17:04:33	43.308	41.960	23.551	1:48.819	25:56.421	229	Yellow flag S1 : 1:45.959							
14	17:06:22	43.479	41.410	23.408	1:48.297	27:44.718	233	1	16:40:34	-	43.070	24.257	1:56.847	1:56.847	221
Finish flag : 29:33.507								Safety car : 3:05.420							
15	17:08:10	43.492	41.670	23.628	1:48.790	29:33.508	238	2	16:42:28	43.783	43.990	26.593	1:54.366	3:51.213	229
No. 11, Grégoire Demoustier, Pos. 10								3	16:44:58	1:01.78	55.150	33.376	2:30.313	6:21.526	127
Green flag : 0.###								4	16:47:26	1:00.82	56.270	30.280	2:27.374	8:48.900	109
Yellow flag S1 : 1:45.959								5	16:49:52	1:01.03	54.810	29.899	2:25.739	11:14.639	93
1	16:40:36	-	43.130	23.827	1:59.217	1:59.217	238	Green flag : 13:24.492							
Safety car : 3:05.420								6	16:52:05	57.351	52.740	23.438	2:13.529	13:28.168	177
2	16:42:29	44.513	42.120	26.665	1:53.298	3:52.515	229	7	16:53:54	43.332	41.910	23.174	1:48.416	15:16.584	221
3	16:45:02	1:04.17	55.290	33.199	2:32.664	6:25.179	137	8	16:55:42	43.246	42.150	23.296	1:48.692	17:05.276	229
4	16:47:31	1:01.95	55.260	31.329	2:28.540	8:53.719	120	9	16:57:30	43.384	41.490	23.328	1:48.202	18:53.478	229
5	16:49:56	1:00.37	55.780	29.101	2:25.252	11:18.971	115	10	16:59:19	43.382	41.650	23.381	1:48.413	20:41.891	233
Green flag : 13:24.492								11	17:01:07	43.469	41.400	23.256	1:48.125	22:30.016	233
6	16:52:09	58.639	50.510	23.538	2:12.687	13:31.658	145	12	17:02:55	43.434	41.560	23.214	1:48.208	24:18.224	238
7	16:53:58	43.772	41.770	24.037	1:49.579	15:21.237	229	13	17:04:44	43.446	41.940	23.270	1:48.656	26:06.880	233
8	16:55:50	44.623	42.920	23.919	1:51.462	17:12.699	229	14	17:06:32	43.580	41.510	23.393	1:48.483	27:55.363	229
9	16:57:40	43.971	43.060	23.530	1:50.561	19:03.260	233	Finish flag : 29:33.507							
10	16:59:30	43.940	42.050	23.892	1:49.882	20:53.142	242	15	17:08:21	43.537	41.490	23.267	1:48.294	29:43.657	229
11	17:01:20	44.138	42.010	23.866	1:50.014	22:43.156	233	No. 19, Rikard Rydell, Pos. 9							
12	17:03:11	44.034	42.470	24.176	1:50.680	24:33.836	242	Green flag : 0.###							
13	17:05:01	44.174	42.310	23.812	1:50.296	26:24.132	233	Yellow flag S1 : 1:45.959							
14	17:06:52	43.928	43.230	24.023	1:51.181	28:15.313	229	1	16:40:36	-	42.470	24.284	1:58.884	1:58.884	225
Finish flag : 29:33.507								Safety car : 3:05.420							
15	17:08:43	43.867	42.480	24.152	1:50.499	30:05.812	242	2	16:42:28	44.356	41.950	25.622	1:51.928	3:50.812	229
No. 12, Rob Huff, Pos. 15								3	16:45:01	1:05.07	55.410	32.860	2:33.348	6:24.160	133
Green flag : 0.###								4	16:47:30	1:02.12	55.320	30.975	2:28.415	8:52.575	131
Yellow flag S1 : 1:45.959								5	16:49:55	1:00.36	55.410	29.517	2:25.292	11:17.867	102
1	16:40:51	-	42.270	30.925	Pit In	2:13.685	233	Green flag : 13:24.492							
Safety car : 3:05.420								6	16:52:08	57.903	51.200	23.650	2:12.753	13:30.620	152
Green flag : 13:24.492								7	16:53:58	43.870	42.350	23.818	1:50.038	15:20.658	229
2	16:52:57	-	41.180	30.679	Pit In	14:20.459	238	8	16:55:49	45.102	42.750	23.752	1:51.604	17:12.262	221
Finish flag : 29:33.507								9	16:57:39	44.128	42.360	23.782	1:50.270	19:02.532	225
No. 15, James Thompson, Pos. 16								10	16:59:29	44.158	42.120	23.595	1:49.873	20:52.405	233
Green flag : 0.###								11	17:01:19	44.125	41.780	24.168	1:50.073	22:42.478	221
								12	17:03:09	44.242	41.840	23.779	1:49.861	24:32.339	229



Termas de Rio Hondo
Circuit Length - 4.806 Km



6 - 7 - 8 march 2015

FIA WORLD TOURING CAR CHAMPIONSHIP

Termas de Rio Hondo - Argentina (4.806 km)

Race 2

Lap by lap

Laps	Time	S1	S2	S3	Last Lap	Total time	SP	Laps	Time	S1	S2	S3	Last Lap	Total time	SP
No. 19, Rikard Rydell, Pos. 9								9	16:57:46	44.302	43.390	24.678	1:52.370	19:08.648	225
9	16:57:39	44.128	42.360	23.782	1:50.270	19:02.532	225	10	16:59:37	44.582	42.600	24.259	1:51.441	21:00.089	225
10	16:59:29	44.158	42.120	23.595	1:49.873	20:52.405	233	11	17:01:28	44.291	42.690	23.948	1:50.929	22:51.018	221
11	17:01:19	44.125	41.780	24.168	1:50.073	22:42.478	221	12	17:03:19	44.682	42.640	24.033	1:51.355	24:42.373	217
12	17:03:09	44.242	41.840	23.779	1:49.861	24:32.339	229	13	17:05:11	44.277	43.150	24.018	1:51.445	26:33.818	225
13	17:05:00	44.341	41.930	24.814	1:51.085	26:23.424	225	14	17:07:02	44.472	42.520	23.906	1:50.898	28:24.716	214
14	17:06:51	44.316	42.820	23.643	1:50.779	28:14.203	225	Finish flag : 29:33.507							
Finish flag : 29:33.507								15	17:08:53	44.244	42.670	24.158	1:51.072	30:15.788	225
15	17:08:41	44.227	42.020	23.665	1:49.912	30:04.115	225								

No. 25, Mehdi Bennani, Pos. 5								No. 33, Ma Qing Hua, Pos. 7							
Green flag : 0.###								Green flag : 0.###							
Yellow flag S1 : 1:45.959								Yellow flag S1 : 1:45.959							
1	16:40:34	-	41.850	24.095	1:57.535	1:57.535	238	1	16:40:32	-	42.330	23.178	1:54.948	1:54.948	238
Safety car : 3:05.420								Safety car : 3:05.420							
2	16:42:28	43.945	42.690	26.508	1:53.143	3:50.678	242	2	16:42:24	44.602	41.750	25.619	1:51.971	3:46.919	225
3	16:44:58	1:01.79	55.130	33.516	2:30.438	6:21.116	127	3	16:44:55	1:03.59	54.980	32.861	2:31.432	6:18.351	138
4	16:47:25	1:00.70	56.220	30.348	2:27.272	8:48.388	112	4	16:47:27	1:01.69	56.260	33.618	Pit In	8:49.928	121
5	16:49:51	1:01.00	54.740	29.946	2:25.688	11:14.076	95	5	16:50:04	-	49.040	27.111	2:37.283	11:27.211	229
Green flag : 13:24.492								Green flag : 13:24.492							
6	16:52:04	57.254	53.040	23.018	2:13.312	13:27.388	188	6	16:52:11	53.729	48.660	24.101	2:06.490	13:33.701	154
7	16:53:52	42.982	41.470	23.237	1:47.689	15:15.077	229	7	16:53:59	43.219	41.140	24.479	1:48.838	15:22.539	238
8	16:55:40	43.183	41.920	23.285	1:48.388	17:03.465	229	8	16:55:47	43.191	41.210	23.157	1:47.558	17:10.097	242
9	16:57:29	43.145	42.020	23.330	1:48.495	18:51.960	233	9	16:57:35	43.043	41.170	23.675	1:47.888	18:57.985	242
10	16:59:23	43.400	41.750	28.982	1:54.132	20:46.092	238	10	16:59:23	43.345	41.730	23.412	1:48.487	20:46.472	247
11	17:01:12	43.788	41.770	23.490	1:49.048	22:35.140	242	11	17:01:13	44.528	41.330	23.471	1:49.329	22:35.801	242
12	17:03:01	43.510	41.820	23.432	1:48.762	24:23.902	242	12	17:03:02	43.409	42.040	23.589	1:49.038	24:24.839	242
13	17:04:48	43.148	41.090	23.278	1:47.516	26:11.418	238	13	17:04:52	43.461	43.120	23.570	1:50.151	26:14.990	238
14	17:06:37	43.462	41.580	23.362	1:48.404	27:59.822	238	14	17:06:40	43.290	41.390	23.693	1:48.373	28:03.363	238
Finish flag : 29:33.507								Finish flag : 29:33.507							
15	17:08:25	43.648	41.540	23.454	1:48.642	29:48.464	233	15	17:08:30	43.747	42.000	24.095	1:49.842	29:53.205	233

No. 27, John Filippi, Pos. 11								No. 37, José María López, Pos. 2							
Green flag : 0.###								Green flag : 0.###							
Yellow flag S1 : 1:45.959								Yellow flag S1 : 1:45.959							
1	16:40:49	-	43.280	23.891	2:12.091	2:12.091	221	1	16:40:34	-	42.160	24.598	1:57.408	1:57.408	233
Safety car : 3:05.420								Safety car : 3:05.420							
2	16:42:42	44.899	43.020	24.862	1:52.781	4:04.872	221	2	16:42:27	43.212	43.270	26.203	1:52.685	3:50.093	233
3	16:45:04	55.218	54.670	31.875	2:21.763	6:26.635	159	3	16:44:57	1:01.88	55.090	32.540	2:29.517	6:19.610	130
4	16:47:34	1:06.06	56.100	28.585	2:30.750	8:57.385	138	4	16:47:25	1:01.65	55.830	30.547	2:28.027	8:47.637	116
5	16:50:03	1:03.38	55.150	30.528	2:29.063	11:26.448	119	5	16:49:50	1:01.15	54.600	29.588	2:25.341	11:12.978	100
Green flag : 13:24.492								Green flag : 13:24.492							
6	16:52:10	54.242	48.630	24.152	2:07.024	13:33.472	158	6	16:52:04	57.172	53.260	23.285	2:13.717	13:26.695	183
7	16:54:02	44.848	42.510	23.911	1:51.269	15:24.741	225	7	16:53:51	43.015	41.000	23.021	1:47.036	15:13.731	221
8	16:55:53	45.009	42.440	24.088	1:51.537	17:16.278	229	8	16:55:37	42.969	40.640	23.114	1:46.723	17:00.454	247
								9	16:57:25	42.896	40.860	23.639	1:47.395	18:47.849	242



Termas de Rio Hondo
Circuit Length - 4.806 Km



6 - 7 - 8 march 2015

FIA WORLD TOURING CAR CHAMPIONSHIP

Termas de Rio Hondo - Argentina (4.806 km)

Race 2

Lap by lap

Laps	Time	S1	S2	S3	Last Lap	Total time	SP	Laps	Time	S1	S2	S3	Last Lap	Total time	SP
No. 37, José María López, Pos. 2								8	16:56:31	55.086	1:00.15	38.853	Pit In	17:54.053	100
								<u>Finish flag : 29:33.507</u>							
8	16:55:37	42.969	40.640	23.114	1:46.723	17:00.454	247								
9	16:57:25	42.896	40.860	23.639	1:47.395	18:47.849	242								
10	16:59:12	43.131	40.920	23.149	1:47.200	20:35.049	238								
11	17:00:59	42.871	40.940	23.212	1:47.023	22:22.072	238								
12	17:02:47	43.078	41.580	23.624	1:48.282	24:10.354	233								
13	17:04:36	43.656	42.070	23.258	1:48.984	25:59.338	238								
14	17:06:25	43.632	41.890	23.572	1:49.094	27:48.432	238								
								<u>Finish flag : 29:33.507</u>							
15	17:08:15	43.688	42.500	23.578	1:49.766	29:38.198	233								

No. 68, Yvan Muller, Pos. 12

Green flag : 0.###

Yellow flag S1 : 1:45.959

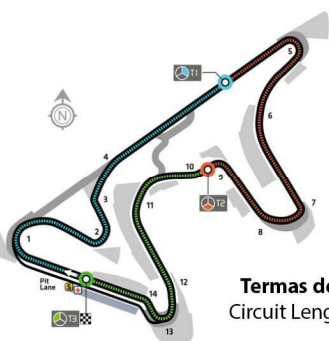
1	16:40:35	-	42.830	24.103	1:57.773	1:57.773	225								
								<u>Safety car : 3:05.420</u>							
2	16:42:29	43.997	42.710	27.094	1:53.801	3:51.574	247								
3	16:44:59	1:01.72	55.200	33.462	2:30.388	6:21.962	131								
4	16:47:26	1:01.01	56.240	30.280	2:27.538	8:49.500	120								
5	16:49:52	1:01.05	54.860	29.739	2:25.649	11:15.149	96								
								<u>Green flag : 13:24.492</u>							
6	16:52:05	57.751	52.240	23.326	2:13.317	13:28.466	158								
7	16:53:54	43.124	42.070	23.515	1:48.709	15:17.175	238								
8	16:55:42	42.715	41.650	23.167	1:47.532	17:04.707	242								
9	16:57:29	43.043	41.220	23.438	1:47.701	18:52.408	233								
10	16:59:19	43.322	41.640	24.289	1:49.251	20:41.659	233								
11	17:01:08	42.961	41.420	24.827	1:49.208	22:30.867	238								
12	17:03:03	44.633	42.240	28.706	Pit In	24:26.446	221								
13	17:05:18	-	41.620	23.352	2:14.956	26:41.402	233								
14	17:07:06	43.218	41.270	23.238	1:47.726	28:29.128	233								
								<u>Finish flag : 29:33.507</u>							
15	17:08:54	43.412	41.250	23.345	1:48.007	30:17.135	229								

No. 98, Dušan Borkovic, Pos. 13

Green flag : 0.###

Yellow flag S1 : 1:45.959

1	16:40:36	-	42.280	24.268	1:58.558	1:58.558	233								
								<u>Safety car : 3:05.420</u>							
2	16:42:29	44.182	42.170	27.023	1:53.375	3:51.933	238								
3	16:45:00	1:02.70	55.070	33.092	2:30.869	6:22.802	125								
4	16:47:28	1:01.19	56.380	30.176	2:27.754	8:50.556	125								
5	16:49:53	1:00.98	55.250	29.423	2:25.657	11:16.213	100								
								<u>Green flag : 13:24.492</u>							
6	16:52:07	57.867	52.090	23.492	2:13.449	13:29.662	159								
7	16:53:57	44.118	42.340	23.844	1:50.302	15:19.964	229								



Termas de Rio Hondo
Circuit Length - 4.806 Km



6 - 7 - 8 march 2015

FIA WORLD TOURING CAR CHAMPIONSHIP

Termas de Rio Hondo - Argentina (4.806 km)

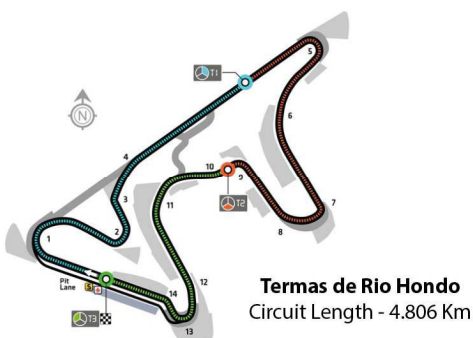
Race 2

Best sectors by laps

Laps	Best S1	Best S2	Best S3	Best SP	Best Lap	Ideal lap time	Gap
1	- (4)	41.850 (25)	23.178 (33)	221 (18)	1:54.948 (33)		
2	43.212 (37)	41.180 (12)	24.860 (9)	221 (4)	1:49.423 (9)	1:49.252	0.171
3	55.218 (27)	54.670 (27)	31.875 (27)	125 (98)	2:21.763 (27)	2:21.763	-
4	1:00.704 (25)	55.260 (11)	28.585 (27)	61 (4)	2:27.272 (25)	2:24.549	2.723
5	1:00.365 (19)	49.040 (33)	27.111 (33)	93 (18)	2:25.022 (3)	2:16.516	8.506
6	53.729 (33)	48.630 (27)	23.018 (25)	145 (11)	2:06.490 (33)	2:05.377	1.113
7	42.923 (9)	40.920 (9)	22.939 (9)	221 (37)	1:46.782 (9)	1:46.782	-
8	42.715 (68)	40.640 (37)	23.097 (9)	100 (98)	1:46.708 (9)	1:46.452	0.256
9	42.896 (37)	40.860 (37)	22.970 (9)	225 (19)	1:47.043 (9)	1:46.726	0.317
10	42.920 (9)	40.920 (37)	23.045 (9)	225 (5)	1:46.895 (9)	1:46.885	0.010
11	42.871 (37)	40.940 (37)	23.122 (9)	221 (19)	1:47.023 (37)	1:46.933	0.090
12	42.968 (9)	41.060 (9)	23.202 (9)	217 (27)	1:47.230 (9)	1:47.230	-
13	43.148 (25)	41.090 (25)	23.258 (37)	225 (19)	1:47.516 (25)	1:47.496	0.020
14	43.218 (68)	41.270 (68)	23.238 (68)	214 (27)	1:47.726 (68)	1:47.726	-
15	43.412 (68)	41.250 (68)	23.267 (18)	225 (19)	1:48.007 (68)	1:47.929	0.078

Weather/Track: Cloud 37 C/Damp 45 C

Green flag : 16:38, Finish flag : 17:08



6 - 7 - 8 march 2015

FIA WORLD TOURING CAR CHAMPIONSHIP

Termas de Rio Hondo - Argentina (4.806 km)

Race 2

Classification on the total laps

BEST SECTORS

Pos.	No.	Driver	C	S1	Best S1	S2	Best S2	S3	Best S3	Laps	Best Lap	In lap	Gap 1st	Gap Prev	Ideal lap time	Best SP
1	9	Sébastien Loeb		42.781	42.781	40.830	40.830	23.097	22.939	15	1:46.708	8	-	-	1:46.550	162
2	37	José María López		42.969	42.871	40.640	40.640	23.114	23.021	15	1:46.723	8	4.690	4.690	1:46.532	162
3	18	Tiago Monteiro		43.469	43.246	41.400	41.400	23.256	23.174	15	1:48.125	11	10.149	5.459	1:47.820	160
4	2	Gabriele Tarquini		43.390	43.343	41.500	41.420	23.187	23.187	15	1:48.077	8	11.564	1.415	1:47.950	160
5	25	Mehdi Bennani		43.148	42.982	41.090	41.090	23.278	23.018	15	1:47.516	13	14.956	3.392	1:47.090	161
6	5	Norbert Michelisz		43.645	43.542	41.580	41.360	23.546	23.428	15	1:48.771	15	17.948	2.992	1:48.330	159
7	33	Ma Qing Hua		43.191	43.043	41.210	41.140	23.157	23.157	15	1:47.558	8	19.697	1.749	1:47.340	161
8	3	Tom Chilton		43.785	43.428	41.370	41.370	23.402	23.402	15	1:48.557	8	21.338	1.641	1:48.200	159
9	19	Rikard Rydell		44.242	43.870	41.840	41.780	23.779	23.595	15	1:49.861	12	30.607	9.269	1:49.245	157
10	11	Grégoire Demoustier		43.772	43.772	41.770	41.770	24.037	23.530	15	1:49.579	7	32.304	1.697	1:49.072	158
11	27	John Filippi		44.472	44.244	42.520	42.440	23.906	23.891	15	1:50.898	14	42.280	9.976	1:50.575	156
12	68	Yvan Muller		42.715	42.715	41.650	41.220	23.167	23.167	15	1:47.532	8	43.627	1.347	1:47.102	161

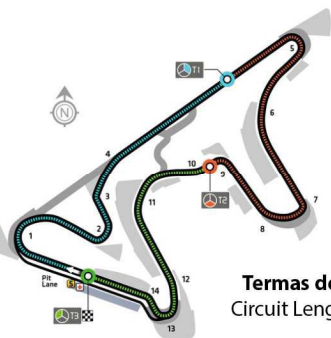
NOT CLASSIFIED (Requirements : 75% of number laps of leader = 11 Lp.)

13	98	Dušan Borkovic		44.118	44.118	42.340	42.170	23.844	23.492	8	1:50.302	7	7 Lp.	7 Lp.	1:49.780	157
14	4	Tom Coronel		43.933	43.933	-	43.720	2:20.472	23.817	4	1:56.655	2	11 Lp.	4 Lp.	1:51.470	148
15	12	Rob Huff	-	-	42.180	-	41.180	-	-	2	-	0	13 Lp.	2 Lp.	1:23.360	-
16	15	James Thompson	-	-	-	-	-	-	-	1	-	0	14 Lp.	1 Lp.	-	-
17	26	Stefano D'Aste		-	-	-	-	-	-	0	-	0	-	-	-	-
18	7	Hugo Valente		-	-	-	-	-	-	0	-	0	-	-	-	-

Best Lap : 1:46.708 (162 km/h), (No.9) Sébastien Loeb

Weather/Track: Cloud 37 C/Damp 45 C

Green flag : 16:38, Finish flag : 17:08



Termas de Rio Hondo
Circuit Length - 4.806 Km

