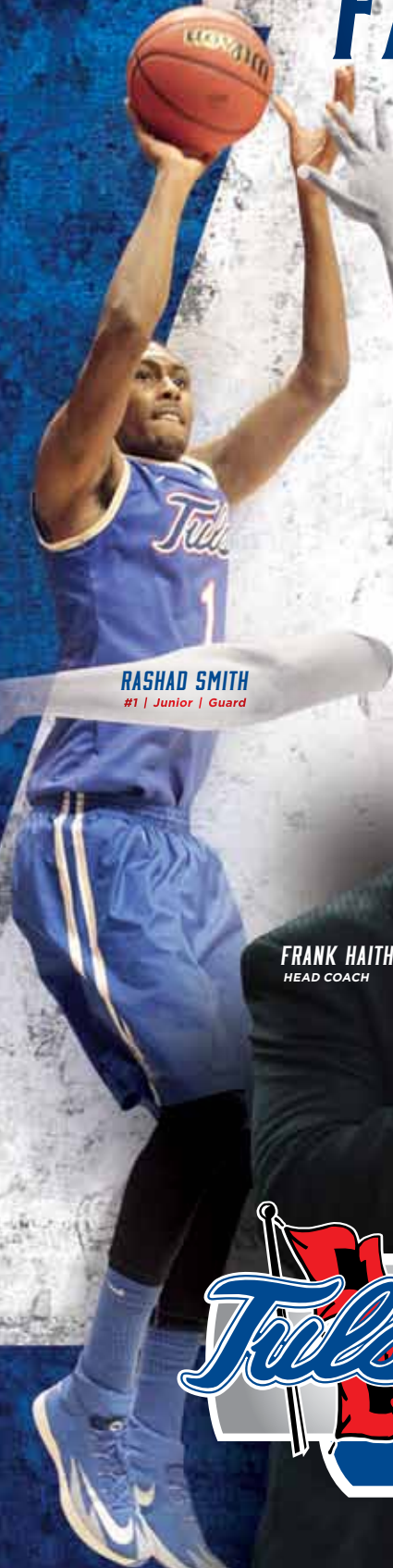


BASKETBALL RECORD AND FACT BOOK


2014-15



RASHAD SMITH
#1 | Junior | Guard



FRANK HAITH
HEAD COACH



JAMES WOODARD
#10 | Junior | Guard



D'ANDRE WRIGHT
#40 | Junior | Forward



AMERICAN
ATHLETIC CONFERENCE

2014
2015

INAUGURAL SEASON

HEAD BASKETBALL COACH

FRANK HAITH



Coaching Highlights

- Introduced at Tulsa on April 18, 2014
- 28 years of Major College Coaching Experience
- 2012 Associated Press National Coach of The Year
- 2012 United States Basketball Writers Association National Coach of the Year
- 2012 Associated Press Big XII Coach of the Year
- Averaged 20.5 Wins and a .614 Winning Percentage in 10 years as a Head Coach, Ranking him in an Elite Category
- Won the 2012 Big XII Tournament Championship
- 2005 NABC District 6 Coach of The Year
- 2005 and 2012 Naismith National Coach of the Year Finalist
- Coached USA Basketball in the 2009 World University Games
- 17 Postseason Tournament Appearances
- Eight NCAA Tournament Appearances
- Three "Sweet Sixteen" Appearances
- One "Elite 8" Appearance
- One "Final Four" Appearance
- Won the 2000 NIT Championship as an Assistant Coach at Wake Forest

Prominent Pupils

- **LaMarcus Aldridge** (NBA 1st Round, 2006)
- **Josh Howard** (NBA 1st Round, 2003)
- **Rodney Rodgers** (NBA 1st Round, 1993)
- **Daniel Gibson** (NBA 2nd Round, 2006)
- **P.J. Tucker** (NBA 2nd Round, 2006)
- **Jack McClinton** (NBA 2nd Round, 2009)
- **Rob Hite** (Miami Heat, 2006-07)
- **Dequan Jones** (Orlando Magic, 2012-13)
- **Jimmy Graham** (NFL All-Pro)
- **Brad Buckman** (European Pro Basketball)

TABLE OF CONTENTS

Introduction 1

Table of Contents.....	1
Media Information	2-3
Athletic Department Directory.....	3
Directions to Campus.....	3
The University of Tulsa	4
The City of Tulsa	5
Donald W. Reynolds Center	6

Players 7

Season Preview	8
Alphabetical and Numerical Rosters	9
Player Profiles	10-20

Staff 21

Head Coach Frank Haith	22-23
Coaching Staff	24-26
Director of Basketball Operations	27
Support Staff.....	27-29
University President Steadman Upham.....	30
VP & Director of Athletics Derrick Gragg.....	31
Notes Page.....	32

Review 33

2013-14 Statistics	34
Game Results.....	35
Miscellaneous Statistics	36
Game-by-Game Highs.....	37
Individual Points, Rebounds, Assists.....	38
Tulsa / Opponent Player Game Highs	39
Tulsa and Opponent Highs/Lows	40-41
Game-by-Game Statistics.....	42-43
Game Box Scores.....	44-52

The American 53

American Athletic Conference.....	54
2013-14 C-USA Standings	55
2013-14 American Standings	55
2014-15 American Composite Schedule	56-59
2015 NCAA Tournament Bracket	60

Opponents 61

Media Information	62-63
Series Records vs. 2014-15 Opponents.....	64-66


Records 67

Tulsa Team Records.....	68
Tulsa Individual Records.....	68
Opponent Records.....	69
Tulsa Yearly Leaders.....	70-72
Career Leaders.....	73
Single-Season Leaders	74
Single-Game Leaders.....	75-77
Tulsa / Opponent Single-Game Highs.....	77-79
All-Time Freshman Leaders	79
Tulsa Scoring Records & Streaks	80
100-Point Games & Overtime History	81
Point Clubs	82-83
All-Time Record Against Opponents	84-85
Tulsa vs. Nationally-Ranked Teams	86-87
Reynolds Center Firsts	88
Reynolds Center Records.....	88-90
Tulsa Year-by-Year Statistics.....	91
Opponent Year-by-Year Statistics	92

History 93

Postseason History	94-95
NCAA, NIT, CBI Tournament Records	96
Championship Teams.....	97-105
All-Americans.....	106-107
Academic All-Americans	107
Retired Jerseys	108
Pro Draftees	108
Tulsa Athletic Hall of Fame	109
Tulsa's Winningest Teams	109
Tulsa Coaching History	110
Conference History	111-113
National Rankings	114
103 Years of Tulsa Basketball.....	115-116
Tournament Appearances.....	117-120
Tulsa's All-Time Roster.....	121-122
Year-by-Year Results	123-138

TV/Radio Chart 140



Tulsa Quick Facts

Location: Tulsa, Oklahoma
Founded: 1894
Enrollment: 4,597 (3,429 undergraduates)
Nickname: Golden Hurricane
Colors: Old Gold, Royal Blue, Crimson
Conference: American Athletic Conference
Home Court: Donald W. Reynolds Center (8,355)
President: Dr. Steadman Upham
Faculty Representative: Christopher Anderson
VP/Director of Athletics: Dr. Derrick Gragg

Tulsa Men's Basketball Coaching Staff

Head Coach: Frank Haith, (Elon '88)
 Record at Tulsa: 0-0 (1st year)
 Overall Record: 205-129 (10 years)

Assistant Coaches:

Tom Abatemarco (Dowling College '74)
 Dennis Felton (Howard '85)
 Dave Leitao (Northeastern '83)

Director of Basketball Operations:

Brett Burman (Wisconsin '09)

Director of Player Development:

Shea Seals (Tulsa '97)

Director of Athletic Performance:

Todor Pandov (Western Kentucky '03)

Video Coordinator:

Toby Lane (Wichita State '93)

Basketball Information

2013-14 Record: 21-13
2013-14 C-USA Record: 13-3 (T-1st place)
Starters Returning/Lost: 4/1
Lettermen Returning/Lost: 9/3

Basketball History

All-Time Record: 1360-1093 (103 years)

Conference Championships (10): 1955, 1984, 1985, 1987, 1994, 1995 (MVC); 1999, 2000, 2002 (WAC); 2014 (C-USA)

Postseason Conference Tournament


Championships (6): 1982, 1984, 1986, 1996 (MVC); 2003 (WAC); 2014 (C-USA)

NCAA Appearances (15): 1955, 1982, 1984, 1985, 1986, 1987, 1994, 1995, 1996, 1997, 1999, 2000, 2002, 2003, 2014

NCAA "Sweet Sixteen" Appearances (3): 1994, 1995 and 2000 (Elite Eight)

NIT Appearances (10): 1953, 1967, 1969, 1981 (champions), 1983, 1990, 1991, 2001 (champions), 2009, 2010

CBI Appearances (2): 2008 (champions), 2013



MEDIA INFORMATION

Credentials

Requests for working press credentials for Tulsa's home basketball games must be made in writing on company letterhead. Direct all requests to the Athletic Media Relations Office. You can email requests to: eric-hollier@utulsa.edu.

Members of the electronic media and those daily and Sunday papers covering Tulsa and its opponents on a regular basis will receive first priority for credentials. If space permits, every attempt will be made to honor other requests.

Credentials can be picked up at the TU Athletic Media Relations Office during the week or on game day two hours prior to tip-off at the Reynolds Center media entrance (east side of Reynolds Center, just north of the dock entrance).

All credentials are non-transferable and are limited to members of the working media only. Your cooperation in this matter will help ensure the best possible working conditions. If credentials are misused, privileges to Tulsa basketball games will be revoked.

Parking

Proper parking credentials will be needed for entrance to the media parking lot. These parking credentials are issued by the Athletic Media Relations Office. A limited number of parking spaces are available; therefore, members of the electronic media and those daily and Sunday papers covering Tulsa and its opponents on a regular basis will receive first priority. Press parking is located at the Eighth & Harvard Lot and the Reynolds Center Lot (proper credentials required). TV Satellite Parking is available in the Reynolds Center Lot. **PROPER PARKING CREDENTIAL IS REQUIRED.**

Player Interviews

All requests for interviews with Tulsa players should be made through the Athletic Media Relations Office. Please make your request a day in advance to allow enough time to arrange the interview. Interviews will be held in the Athletic Media Relations Office. The best time for extended interviews is normally between 10 a.m. and 1 p.m., depending on the players' class schedules and team obligations. Players are available for interviews before practice, class schedules permitting. All phone interviews will be conducted in the Athletic Media Relations Office.

Telephones

Phones for media personnel are available in the media room, and by request can be available on press row.



Covering Practice

Media wishing to attend Tulsa practices must make prior arrangements by calling the Athletic Media Relations Office. Practice sessions are typically closed to the media and public. Head Coach Frank Haith and players will be available for interviews prior to practice depending on class schedules. Please contact the Athletic Media Relations Office at least a day in advance to arrange interviews with players and coaches.

Statistics

All media will be provided with a complete game statistical package, which includes first and second half play-by-play sheets, first and second half shot chart, halftime box score and post-game box score. If you need statistics to be e-mailed, please inform the Athletic Media Relations staff before the game.

Postgame Interview Policy

After a 10-minute cooling off period, Tulsa Head Coach Frank Haith will be available for media interviews in the Reynolds Center interview room. The opposing coach will also be available upon request. Tulsa players will be available 10 minutes after the game for interviews in the interview room as well. The Tulsa locker room will be closed. A postgame quote sheet will be distributed.

Credits

The 2014-15 Tulsa Basketball Media Guide is published by The University of Tulsa Athletic Media Relations Office; Don Tomkalski, director; Eric Hollier and Stephanie Hall, assistant directors; Kevin Quicker and Kayla Koch, interns. Printing is by Transcript Press of Norman, Oklahoma.

Photographic contributions made by the Tulsa World, NIT, Joe Murphy, Dave Crenshaw, Erik Campos, John Lew, Stan Liu, Bill Powell and Walt Beazley. Additional contributions and research made by Wayne McCombs and Demetrius Bereolous.

For Assistance

This publication has been provided to assist you in your coverage of Tulsa basketball. We hope that it will be an invaluable asset to you during the 2014-15 season. Specific requests for media information should be directed to:

Eric Hollier
Athletic Communications
The University of Tulsa
800 South Tucker Drive
Tulsa, Okla. 74104-3189

The University of Tulsa is an equal opportunity/affirmative action institution. For EEO/AA information, contact the Office of Human Resources, (918) 631-2616; for disability accommodations, contact Dr. Jane Corso at (918) 631-2315.

STAFF DIRECTORY

Basketball Staff

Head Coach	Frank Haith	631-3132
Assistant Coach	Tom Abatemarco	631-2303
Assistant Coach	Dennis Felton	631-2326
Assistant Coach	Dave Leitao	631-2159
Director of Basketball Operations	Brett Burman	631-2314
Director of Player Development/Team Mgr.	Shea Seals	631-3182
Director of Athletic Performance	Todor Pandov	631-5463
Video Coordinator	Toby Lane	631-2753
Assistant Strength Coordinator for Basketball	Ricky Bolton	631-5463
Graduate Manager	Will Martin	631-2753
Graduate Manager	Baba Diallo	631-2753
Basketball Administrative Assistant	Tiffany Gregory	631-3132

Support Personnel

Basketball Equipment Manager	Greg Criser	631-5826
Basketball Athletic Trainer	Ben Anderson	631-5423

Administration

Vice President/Athletics Director	Dr. Derrick Gragg	631-2181
Exec. Sr. Associate AD/Compliance/SWA	Crista Troester	631-3507
Sr. Associate AD/Administration	Brian Scislo	631-2382
Associate AD/Academic & Student Services	Christina Carter	631-3530
Associate AD/Operations & Internal	Nick Salis	631-3382
Associate AD/Business Affairs	Shawn Pfannenstiel	631-4688
Assistant AD/Academic & Student Services	Schnea Nealy	631-2255
Assistant AD/Student-Athlete Performance	Dave Polanski	631-5227
Assistant AD/Compliance	Russell Fisher	631-3299
Assistant AD/Marketing	Katie Thompson	631-2935
Assistant AD/Development	Connor Meier	631-3725
Director of Operations	April Mitchell	631-2323
Asst. Director/Academic and Student Services	Jaysen Spencer	631-2383
Academic Coordinator	Michael Britton	631-3654
Assistant Compliance Officer	Sarah Freudenrich	631-2382
Marketing Assistant	Ricky Zum Mallen	631-3208
Marketing Assistant	Jonathan Olson	631-3063
Assistant Ticket Manager/Business	Bryant Tyler	631-4688
Director of Broadcasting	Bruce Howard	631-3457
Director of Video Services	Chris Becker	631-5468
Video Assistant	Jay Taylor	631-3438

Administrative Support Personnel

Athletics Dept. Assistant	Tammi Sinclair	631-2381
Olympic Sports Dept. Assistant	Patrice Swanson	631-2393
Hurricane Club Dept. Assistant	Marni Stilson	631-2342

Numbers To Know

Area Code - 918

Basketball Press Row	631-5400/631-5401
Basketball Media Room	631-5403
Basketball Media Room Fax	631-5404
Athletic Media Relations	631-2395
Athletic Media Relations Fax	631-3913
Athletics Administration	631-2381
Athletics Administration Fax	631-3670
Basketball Office	631-3132
Basketball Fax	631-2061
Athletic Ticket Office	631-4688
Athletic Web Site	www.tulсахurricane.com
Facebook	facebook.com/tulсахurricane
Twitter	twitter.com/tulсахurricane
	twitter.com/tumbasketball

Athletic Media Relations Staff



Don Tomkalski
Senior Associate Athletics Director/
Communications
Email: donald-tomkalski@utulsa.edu
Office: 918-631-3200
Cell: 918-640-0683



Stephanie Hall
Assistant Director/Women's
Basketball Contact
Email: stephanie-hall@utulsa.edu
Office: 918-631-2163
Cell: 918-232-2393



Eric Hollier
Assistant Director/Men's Basketball
Contact
Email: eric-hollier@utulsa.edu
Office: 918-631-2492
Cell: 225-978-4590



Kevin Quicker
Media Relations Assistant
Email: kevin-quicker@utulsa.edu
Office: 918-631-3720
Cell: 301-919-8531



Kayla Koch
Media Relations Assistant
Email: kayla-koch@utulsa.edu
Office: 918-631-2298

Directions to Donald W. Reynolds Center

From: West (Oklahoma City)

1. Take I-35 North to I-44 East/Turnpike exit.
2. Take I-44 to I-244 East exit.
3. Take I-244 to Harvard Ave. exit, turn right at stoplight.
4. Turn right on 8th Street. Reynolds Center is on your left.

From: East (from I-244)

1. Take US-169 North towards Owasso.
2. Exit US-169 at I-244/US-412 toward Tulsa/Joplin.
3. Take I-244 West, exit at Harvard Ave.
4. Turn left at stoplight.
5. Turn right on 8th Street. Reynolds Center is on your left.

From: North (from I-35)

1. Exit I-35 at US-412 East/Cimarron Turnpike.
2. Take US-412 to Harvard Ave.
3. Turn right on Harvard Ave. at stoplight.
4. Turn right on 8th Street. Reynolds Center is on your left.

From: South (Dallas)

1. Take I-35 North.
2. Take I-40 East/I-35 North/US-62 East, exit toward Wichita/Ft. Smith.
3. Take I-35 North to I-44 East.
4. Take I-44 East/Turnpike exit.
5. Take the I-244 East exit.
6. Exit on Harvard Ave., take right at stoplight.
7. Turn right on 8th Street. Reynolds Center is on your left



THE UNIVERSITY OF TULSA



As a comprehensive, doctoral-degree-granting institution, The University of Tulsa provides undergraduate, graduate, and professional education of the highest quality in the arts, humanities, sciences, business, education, engineering, law, nursing, and applied health sciences.

The University's mission is nurtured and supported by:

- exceptional faculty, who draw students into the pursuit of knowledge, introducing them to the pleasures and responsibilities of the life of the mind in a challenging world, and who include in their numbers the 1998-99 Carnegie Foundation Professor of the Year for all U.S. doctoral and research universities, a national Carnegie Foundation Pew Scholar, a Carnegie Foundation Professor of the Year for Oklahoma, a member of the National Academy of Engineering, and four Fellows of the Institute for Advanced Study;
- a humanities-based general curriculum that stimulates scientific, social, and artistic inquiry, while stressing competence in oral and written communication;
- graduate, professional, and research programs that foster advanced theoretical development, promote professional preparation, enhance the quality of the faculty, and extend the University's international reach;
- substantial library resources and information technology that support research and classroom learning;

- a residential campus that fosters a sense of community and integrates curricular and extracurricular life;
- and abundant opportunities for students to undertake community service, internships, and study abroad; to participate in substantive research, often as early as the freshman year; and to study and reflect in ways that foster intellectual, spiritual, and moral growth.

TU's 230-acre campus is located two miles east of downtown Tulsa, a metropolitan city with a population of about 400,000. The city's remarkable cultural, technological, and economic resources nourish the university's mission and enrich its life, just as the university, in turn, enriches the city.

In its vibrant urban environment, The University of Tulsa offers a diversity of learning experiences, a balance between career preparation and liberal education, teaching, and research, and endeavors to instill in its students an understanding that stature as an individual and value as a member of society depend upon continual learning.

TU Fact Sheet

Location: Tulsa, Oklahoma (population 550,000)

Founded: 1894

Institution Type: Private, doctoral degree granting, accredited, coeducational

Affiliation: Nondenominational; founded by the Presbyterian Church (U.S.A.) in 1894

Enrollment: 4,597 (3,429 undergraduate, 1,169 graduate and law)

Programs: 61 undergraduate, 36 graduate, 12 doctoral

Average class size: 21

Student/faculty ratio: 12 to 1

Full-time faculty: 320

Endowed chairs and/or professorships: 42

Average ACT score (2013 freshman class): 28

Average SAT score (2013 freshman class): 1250

Top ten percent of high school class (2012 freshman class): 74 percent

National Merit Finalists: 1 in 10 of all undergraduates is a National Merit Finalist

TU Presidential Scholars: 271

Students from multicultural/ international backgrounds: Multicultural 18 percent; International 26 percent

Percentage receiving some type of financial aid: 84 percent

Competitive Scholarships

Since 1995, TU students have received:

- 57 Goldwater Scholarships
- 50 National Science Foundation Graduate Fellowships
- 15 Fulbright Grants
- 11 Truman Scholarships
- 11 Phi Kappa Phi Graduate Fellowships
- 9 Morris K. Udall Scholarships
- 7 Department of Defense Fellowships
- 5 British Marshall Scholarships

Athletics: Division I – 18 men's and women's teams

Conference: American Athletic

Nickname: Golden Hurricane

Colors: Old Gold, Royal Blue, Crimson

TULSA

OKLAHOMA

INTRO

PLAYERS

STAFF

REVIEW

AMERICAN ATHLETIC CONFERENCE

OPPONENTS

RECORDS

HISTORY



Tom Fox/Jonnu Singleton of SWA



Courtesy Utica Square



Tulsa is nestled in the northeastern quadrant of Oklahoma, right in the heart of “Green Country.” The rolling green hills and wooded terrain of the city lies at an elevation of 700 feet above sea level and offers a temperate climate. Tulsans enjoy 227 days of sunshine a year and an average daily temperature of 61 degrees. The rainfall average is approximately 40 inches, and continually changing conditions occur in the city during all four seasons.

What began as Tulsee Town in 1836 under a sturdy oak tree, which still stands today at 18th and Cheyenne Streets, is today the second largest city in Oklahoma. Ask people to describe Tulsa, and you’ll likely get many different answers. It was a city forever changed by the discovery of oil in 1901. It is home to art deco treasures and nationally renowned museums. Its African American heritage left its mark, in both the business and music worlds. And it’s a city of nostalgia and special memories for countless Americans due to its location on historic Route 66.

Tulsa boasts a widely diversified business base, including aerospace, telecommunications, manufacturing, construction, high technology, healthcare, education, transportation and energy.

Tulsa has the second shortest commute time in the nation, ranks 15th in the nation for the highest rate of high school graduation and boasts a cost of living at 11.5 percent below the national average while the

county per capita income is 20.7 percent above the national average.

Tulsa, one of “America’s Most Livable Communities,” is known as the Mecca for arts in Oklahoma. Art deco masterpieces are prevalent in many of our downtown buildings and churches. Spectacular works of art dot the trails of our beautiful River Parks. From the Tulsa Ballet and Tulsa Opera, to Broadway plays and musicals at the Performing Arts Center, to the Philbrook and the largest collection of Western American art at the Gilcrease, Tulsa’s rich cultural legacy greatly enhances our citizen’s quality of life.

The BOK Center hosts the top names in entertainment, as well as major sporting events including the 2011 NCAA Basketball Second & Third Rounds.

For a great shopping experience, a visit to Cherry Street or Utica Square is a must, and for those who would rather spend the afternoon on the links, Tulsa

has several exclusive golf courses to choose from. During summer months, Rodgers and Hammerstein’s classic musical, Oklahoma!, is performed at the Discoveryland amphitheater where a barbecue dinner and roping lessons add to the evening’s entertainment. Tulsa is also home to several outstanding events too numerous to list, but those worth a mention include Mayfest, Oktoberfest and the Tulsa Pow Wow of Champions.

The Tulsa Port of Catoosa is acclaimed as one of the largest, most inland river-ports in the United States. The Tulsa International Airport offers direct service to most major U.S. cities and is another important contributor to our economic growth.

Ten higher education facilities serve the metropolitan Tulsa area. Options range from community college and vocational studies to undergraduate, graduate, and professional degree programs at both public and private universities.



DONALD W.

REYNOLDS CENTER

When the Golden Hurricane steps onto the court at the Donald W. Reynolds Center for the 2014-15 season opener, it will tip-off the 17th year of basketball at the state-of-the-art on-campus facility. Donald W. Reynolds Center attendance topped 1 million fans in the 2007-08 season.

It seems hard to believe, that the Reynolds Center has been home to the Tulsa basketball team for 16 years. Although the first event at the Reynolds Center was The University of Tulsa's mid-year graduation on December 19, 1998, the first athletic event housed in the \$32 million multi-use facility was a men's basketball game 10 days later.

The long-awaited on-campus facility for the nationally prominent basketball program pitted the Tulsa Golden Hurricane against the Cleveland State Vikings on Dec. 29. The home team came away with a 79-51 victory in front of a sellout crowd.

The Hurricane men's team proceeded to sell-out six of the next seven games played in the Reynolds Center and posted an overall 7-1 record in their inaugural season.

In 16 seasons, Tulsa basketball has compiled a 193-56 record at the Reynolds Center for a .775 winning percentage. Tulsa has played in front of 41 sellout crowds.

In that first season, Tulsa averaged 8,282 fans for eight games. Tulsa's next highest home attendance average came in 2002-03 when, the Hurricane played in front of an average of 8,250 fans for 14 regular season games. By hosting the Western Athletic Conference Tournament that year, Tulsa's attendance average for 17 games ended at 7,747 fans. Tulsa played three games in the WAC Tournament en route to winning the postseason tournament title in 2003.

Tulsa surpassed the mark of 500,000 fans for home attendance at the Donald W. Reynolds Center in less than five full seasons of competition. The Hurricane surpassed that plateau during the 2002-03 season.

The Reynolds Center is a 138,000-square foot facility that includes an 8,355 seat arena. The facility, located on the northwest corner of Harvard Avenue and 11th Street, east of Skelly Field at H.A. Chapman Stadium, is not only home to the men's basketball program, but also serves as the home site of the women's basketball and women's volleyball teams.

The facility also houses facilities for video editing and strength training; and the state's first accredited academic program in athletic training/sports medicine. In addition, the center directly supports student commencement activities, career fairs, student-sponsored concerts, cultural festivals, student intramural competitions, classroom instruction and campus-related community events.

The center is a crucial component of the university's master plan, approved in 1994, which moved the campus toward a more residential environment.

The center provides the campus with an exceptional indoor event facility where, for the first time in TU's history, the entire university community can gather at once. Further, the facility is a physical anchor for the campus that strengthens TU's community outreach and energize the surrounding community — enabling the university and the city to come together at TU with spirit and pride.

The center has greatly increased the number of visitors to Tulsa and to the university. The school's membership in Conference USA is pivotal in attracting C-USA schools and their fans to the facility, thus heightening both TU's and the city's profile beyond the state of Oklahoma. In addition, the facility sup-

Tulsa's Attendance Records at Donald W. Reynolds Center

Season	Games	Record	Attendance	Average	Sellouts
1998-99	8	7-1	66,259	8,282	7
1999-00	15	14-1	122,754	8,184	11
2000-01	19	16-3	149,068	7,846*	3
2001-02	16	13-3	129,561	8,098*	7
2002-03	17	14-3	131,702	7,747*	7
2003-04	14	7-7	103,380	7,384	2
2004-05	16	8-8	95,076	5,942	0
2005-06	13	8-5	76,211	5,862	1
2006-07	18	15-3	97,656	5,425	0
2007-08	20	18-2	115,027	5,751	2
2008-09	17	15-2	104,100	5,783	0
2009-10	18	16-2	98,846	5,491	1
2010-11	15	12-3	81,045	5,403	0
2011-12	15	10-5	66,346	4,423	0
2012-13	14	9-5	64,115	4,580	0
2013-14	14	11-3	63,389	4,528	0
Total	249	193-56	1,564,535	6,308	41

(.775 winning percentage)

* Includes three WAC Tournament games each year.

ports the university's commitment to its NCAA Division I athletic program while broadening opportunities for increased revenue and decreased rental expense.

The impact that the Reynolds Center has had on student recruiting and TU's national visibility is significant. Since it opened, the Reynolds Center has hosted a variety of concerts and the NAIA National Basketball Tournament, as well as various high school basketball tournaments. The Reynolds Center served as host for the 2001, 2002 and 2003 Western Athletic Conference Men's and Women's Basketball Tournaments and the 2007 and 2010 Conference USA Women's Basketball Tournaments.

The facility was designed by Kansas City-based HOK Sports Facilities Group, Inc., the leader in the field. Other HOK projects include the design of United Center in Chicago, Oriole Park in Camden Yard and Coors Field in Denver.





PLAYERS

INSIDE

Season Preview	8
Alphabetical and Numerical Rosters	9
Player Profiles	10-20

Tulsa returns four starters and nine letterwinners, and welcomed three newcomers to the program in 2014-15. The Hurricane, which has no seniors on the roster, features 10 juniors, two sophomores and two freshmen.

SEASON PREVIEW

The 2014-15 season brings in a new era for Tulsa basketball, as the program will play its first season as a member of the American Athletic Conference, and do so with a brand new coaching staff.

Tulsa won the final two championships as a member of Conference USA, sharing the regular season title on its way to the tournament championship and a berth in the NCAA Tournament for the first time since 2003.

Head Coach Frank Haith came to Tulsa from Missouri, where he took two teams to the NCAA Tournament in three years. Haith has taken eight teams to the postseason in 10 years as a head coach. His staff of assistants is comprised of three former head coaches – Dave Leitao, Dennis Felton and Tom Abatemarco – who carry more than 90 years of basketball coaching experience among them.

Haith's teams play a fast-paced style of basketball that is focused on transition and pick-and-roll offense.

"We love to play up-tempo. We play in transition – on makes and misses, we like to be in attack mode offensively. I think these guys are capable of playing the way we like to play," Haith said. "Our guards are really good at attacking the basket. They're good ball-handlers. Our guards have to be able to do everything – pass, dribble, catch and shoot. Those skills are very important in our offense, and I think we have players that can do that."

The Golden Hurricane returns nine letterwinners and four starters from its 2014 conference championship team, and welcomed two freshmen into the program.

Haith adapts his system to fit the players on the roster. Even though the returning players spent two years in a different system and have certain skill sets, Haith knows the group will mesh well.

"My intention when I took the job was to play a way that is winning basketball, and a way that I felt would give our players a chance to be successful," Haith said. "I want to play the way that gives us the best chance to win. Do our players play a style and a tempo that I want to play? Absolutely. We have quickness and speed and athleticism to play the way we want to play."

Tulsa will face a stiffer challenge in its new league, with reigning national champion Connecticut and defending conference champion Cincinnati, as well as the likes of Temple and former conference rivals Memphis, SMU and Houston.

"From top to bottom I think it's a great league," Haith said. "The national champion finished fourth in this

league last year. We have two coaches that have won national championships in this league, in Larry Brown (of SMU) and Kevin Ollie (at UConn). Then we have another guy, Kelvin Sampson (of Houston), who took a team to the Final Four. That kind of tells you a little bit about the league."

Players

Tulsa features zero seniors on its roster, the bulk of which is made up of 10 juniors, and includes two sophomores and two freshmen.

Junior guard **James Woodard** has been Tulsa's leading scorer and rebounder for two years. In 2013-14, he averaged 15.5 points and 5.9 rebounds per game on his way to second-team all-conference and NABC all-district honors.

Both point guards return, in juniors **Shaquille Harrison** and **Rashad Ray**. Harrison has played in all 67 games during his career, and last season led the Hurricane in assists (3.2 per game) and steals (1.8 per game) for the second straight year. He also averaged 9.6 points and 3.9 rebounds per game. Ray has played in 65 career games, including all 34 a year ago, and averaged 6.8 points and 2.5 rebounds as a sophomore.

Rashad Smith, a fourth-year junior, was Tulsa's second-leading scorer a year ago. He scored 12.0 points and 4.9 rebounds per game in his first full collegiate season, after playing sparse minutes his first year and playing just four games before an injury cut short his second season.

D'Andre Wright and **Brandon Swannegan** return for their junior seasons at the forward position. Wright averaged 7.4 points and 3.9 rebounds in 21 starts last year, and broke out with 18 points in the NCAA Tournament against UCLA. Swannegan, a fourth-year junior, had his best collegiate season in 2013-14. He averaged career highs with 4.0 points and 3.0 rebounds per game, and led the Hurricane with 52 blocks.

Guard **Marquel Curtis** is back for a second try at his junior season, after taking a medical redshirt last year. He averaged 3.2 points and 2.4 rebounds in nine games before sitting out the remainder of the season with an injury. Junior guard **Nick Wood** has played in 18 career games and has made five career 3-pointers.

Sophomore guard **Stevie Repichowski** scored 3.3 points per game, sinking 23 of his 26 made field

goals from beyond the arc. Fellow classmate forward **TK Edoji** averaged 1.3 minutes in 13 games, and grabbed seven rebounds and had two blocks. A 6'11" center, **Emmanuel Ezechinonso**, returns after a redshirt season last year.

A pair of freshman guards joined the Hurricane, in 6'8" **Keondre Dew** and 6'6" **Micah Littlejohn**. Dew, a native of San Bernardino, Calif., played his final two years of high school at Elev8 Sports Institute in Florida. He was the No. 14 ranked player in Florida in the 2014 class, and averaged 19.2 points and 7.7 rebounds in high school. Littlejohn is a native of Mansfield, Texas, and averaged 16.0 points, 5.0 rebounds and 3.0 assists at Mansfield High School. Tulsa also welcomed junior guard **Corey Haith**, a transfer from Missouri. He played in 16 games in two seasons at Missouri before an injury cut his sophomore year short.

Schedule

Tulsa will face up to nine teams that participated in the NCAA or NIT tournaments, and a total of 11 teams that played in 2014 postseason tournaments.

Those NCAA participants include national champion UConn, Wichita State, Oklahoma, Oklahoma State, Creighton, Cincinnati, Memphis and Louisiana-Lafayette. SMU was the NIT runner-up, Oregon State played in the CBI, and East Carolina and Missouri State played in the CIT Tournament.

The Hurricane opens the season at cross-town rival Oral Roberts at 7 p.m. Saturday, Nov. 15 at the Mabee Center. The TU home opener is Monday, Nov. 17 against ULL at 8:30 p.m.

Tulsa also plays at the MGM Grand Main Event in Las Vegas, where it will face Auburn, and either Oklahoma State or Oregon State. The Hurricane also plays home games against Abilene Christian (Nov. 19), Creighton (Dec. 3), Southeastern Oklahoma State (Dec. 10), Oklahoma (Dec. 13), Missouri State (Dec. 17) and Incarnate Word (Dec. 22), and road games at Wichita State (Nov. 29) and UALR (Dec. 7).

"We have a very challenging non-league schedule, and one that I think will get us ready for competing in the American Athletic Conference," Haith said. "How many teams start on the road playing a rival game as we do at Oral Roberts? We've put ourselves in position to really get better. We may have some tough stretches early, but I think in the long run, it's really going to help us down the road to play these types of games early on."

TU opens American Athletic Conference play Dec. 31 at UCF. Its first conference home game is Jan. 4 against Houston. Tulsa plays home games against UConn (Jan. 13), Memphis (Jan. 21), South Florida (Jan. 31), SMU (Feb. 7), East Carolina (Feb. 18), Temple (Feb. 22), Tulane (Feb. 25) and Cincinnati (March 4). The conference tournament will be played March 12-15 at the XL Center in Hartford, Conn.

2014-15 Tulsa Alphabetical Roster

No.	Name	Pos.	Ht.	Wt.	Cl./Exp.	Hometown	Previous School
15	Marquel Curtis	G	6-3	205	Jr-RS	Plymouth, Minn.	Williston State College (N.D.)
35	Keondre Dew	G	6-8	210	Fr-HS	San Bernardino, Calif.	Elev8 Sports Institute
14	Tarekeyi (TK) Edogi	F	6-8	222	So-1L	Surprise, Ariz.	Westwind Prep
55	Emmanuel Ezechinonso	C	6-11	267	Jr-RS	Lagos, Nigeria	Covenant Christian Ministries Acad. (Ga.)
2	Corey Haith	G	5-11	175	Jr-TR	Miami, Fla.	Univ. of Missouri
3	Shaquille Harrison	G	6-4	182	Jr-2L	Kansas City, Mo.	Lee's Summit West H.S.
11	Micah Littlejohn	G	6-6	193	Fr-HS	Mansfield, Texas	Mansfield H.S.
5	Rashad Ray	G	5-10	172	Jr-2L	New Orleans, La.	O.P. Walker H.S.
23	Stevie Repichowski	G	6-5	195	So-1L	Lansing, Mich.	Kingdom Prep Academy (Iowa)
1	Rashad Smith	G	6-7	205	Jr-2L	Plano, Texas	Plano H.S.
44	Brandon Swannegan	F	6-9	209	Jr-2L	Houston, Texas	Cy-Ridge H.S.
22	Nick Wood	G	6-1	168	Jr-SQ	Tulsa, Okla.	Cascia Hall
10	James Woodard	G	6-3	189	Jr-2L	Arcadia, Okla.	Edmond Memorial H.S.
40	D'Andre Wright	F	6-9	245	Jr-2L	Lawton, Okla.	Eisenhower H.S.

2014-15 Tulsa Numerical Roster

No.	Name	Pos.	Wt.	Ht.	Cl./Exp.	Hometown	Previous School
1	Rashad Smith	G	6-7	205	Jr-2L	Plano, Texas	Plano H.S.
2	Corey Haith	G	5-11	175	Jr-TR	Miami, Fla.	Univ. of Missouri
3	Shaquille Harrison	G	6-4	182	Jr-2L	Kansas City, Mo.	Lee's Summit West H.S.
5	Rashad Ray	G	5-10	172	Jr-2L	New Orleans, La.	O.P. Walker H.S.
10	James Woodard	G	6-3	189	Jr-2L	Arcadia, Okla.	Edmond Memorial H.S.
11	Micah Littlejohn	G	6-6	193	Fr-HS	Mansfield, Texas	Mansfield H.S.
14	Tarekeyi (TK) Edogi	F	6-8	222	So-1L	Surprise, Ariz.	Westwind Prep
15	Marquel Curtis	G	6-3	205	Jr-RS	Plymouth, Minn.	Williston State College (N.D.)
22	Nick Wood	G	6-1	168	Jr-SQ	Tulsa, Okla.	Cascia Hall
23	Stevie Repichowski	G	6-5	195	So-1L	Lansing, Mich.	Kingdom Prep Academy (Iowa)
35	Keondre Dew	G	6-8	210	Fr-HS	San Bernardino, Calif.	Elev8 Sports Institute
40	D'Andre Wright	F	6-9	245	Jr-2L	Lawton, Okla.	Eisenhower H.S.
44	Brandon Swannegan	F	6-9	209	Jr-2L	Houston, Texas	Cy-Ridge H.S.
55	Emmanuel Ezechinonso	C	6-11	267	Jr-RS	Lagos, Nigeria	Covenant Christian Ministries Acad. (Ga.)

Head Coach: Frank Haith (Elon '88), 1st year

Assistant Coach: Tom Abatemarco (Dowling College '74), 1st year

Assistant Coach: Dennis Felton (Howard '85), 1st year

Assistant Coach: Dave Leitao (Northeastern '83), 1st year

Director of Basketball Operations: Brett Burman (Wisconsin '09), 1st year

Director of Player Development/Team Manager: Shea Seals (Tulsa '97), 3rd year

Director of Athletic Performance: Todor Pandov (Western Kentucky '03), 1st year

Video Coordinator: Toby Lane (Wichita State '93), 1st year

Assistant Strength and Conditioning Coordinator: Ricky Bolton (Winston-Salem State '11)

Graduate Managers: Will Martin (Kentucky '12), 2nd year; Baba Diallo (Baker '13), 2nd year

Pronunciation Guide:

Marquel Curtis – Mar-KEL

Keondre Dew – Kee-AHN-dray

Tarekeyi Edogi – Tare-e-kay E-DO-gee

Stevie Repichowski – Rep-i-how-skee

Brandon Swannegan – Swahn-ne-gan

Tom Abatemarco – A-bat-a-mar-co



#1

RASHAD

SMITH

GUARD

6'7" • 205 lbs. • Jr-2L
Plano, Texas • Plano HS

2012-13 — Played in and started four games . . . missed 29 games with an injury . . . averaged 14.5 points and 4.8 rebounds per game, shooting 62 percent from the field . . . scored a career-high 23 points, including 18 in the second half, and made 11-of-12 free throws against Northern Kentucky (11-15) . . . scored eight points in the season opener vs. LSU Shreveport (11-11) . . . scored 15 points with four rebounds and three steals vs. Cal State Northridge (11-17).

CAREER AT TULSA — A two-year letterwinner . . . has played in 54 career games with 28 starts . . . received a medical redshirt for the 2012-13 season . . . has averaged 7.6 points and 3.2 rebounds.

2013-14 — Played in 28 games with 24 starts . . . missed the first six C-USA games with an injury before returning Feb. 1 vs. North Texas . . . averaged 12.0 points and 4.9 rebounds . . . had 18 double-digit scoring games . . . scored at least 15 points eight times . . . vs. Oral Roberts (11-10) led Tulsa with 19 points and four steals, adding five rebounds . . . at Missouri State (11-16) scored 19 points on 5-of-7 field goals and 9-of-11 free throws . . . scored 21 points, including 13 in the second half, on 9-of-14 field goals at Creighton (11-23) . . . recorded a double-double with 15 points and 10 rebounds vs. Green Bay (11-30) . . . tallied a double-double with 14 points (5-of-8 FG's) and 11 rebounds, adding four assists and two blocks vs. Texas Southern (12-4) . . . scored 15 points on 7-of-10 FG's with nine rebounds vs. Grand Canyon (12-18) . . . made 5-of-8 field goals, scoring 12 points, and tallied a career-high five assists at TCU (12-21) . . . tallied career-high four blocks and made 6-of-9 field goals, scoring 12 points vs. CSUF (1-4) . . . in his first game back from injury, scored 17 points on 7-of-10 field goals vs. North Texas (2-1) . . . scored 20 points on 9-of-16 shooting with eight rebounds at FAU (2-20) . . . tallied 14 points and seven rebounds in C-USA Tournament vs. Tulane (3-13) . . . scored 16 points on 7-of-10 field goals in C-USA Tournament vs. Middle Tennessee (3-14) . . . scored nine points in NCAA Tournament vs. UCLA (3-21).

2011-12 — Played in 22 games and totaled 18 points, 15 rebounds, six blocks, four assists and two steals in 4.9 minutes per game . . . played a season-high 11 minutes in the C-USA Tournament against Marshall (3-8), and tallied two points, two rebounds, and assist and a block . . . made his first career three-pointer and grabbed a season-high three rebounds vs. Memphis (3-3) . . . blocked two shots and scored a basket at Rice (1-21) . . . scored two points and blocked a shot at East Carolina (1-14) . . . had 2 points, one rebound, one steal and one block in 9 minutes at Oklahoma State (11-30) . . . scored his first collegiate career point with a free throw against Southeastern Louisiana (11-13) . . . grabbed his first career rebound in the season opener against UALR (11-11).

HIGH SCHOOL — Was a four-year letterwinner and starter at Plano High School . . . averaged 15.4 points while leading his team to a 21-12 record as a senior . . . also averaged 7.1 rebounds, 2.0 assists, 1.9 blocks and 1.8 steals, while shooting 56 percent from the field in his senior season . . . earned first-team all-district honors his final three seasons . . . also earned first-team all-region accolades his senior campaign . . . played in the inaugural Texas Shootout High School All-Star Basketball Game . . . was rated as high as the 19th best senior prospect in the state of Texas by *TexasHoops.com* prior to his senior season . . . averaged 12.0 points, 5.5 rebounds, 2.0 assists and 1.1 blocked shots, while shooting 49.3-percent from the field as a junior . . . scored at an 8.8 clip and pulled down 7.1 rebounds, while shooting 47-percent from the field in his sophomore season . . . was named as the District Newcomer of the Year as a sophomore . . . high school coach was Phil Parlin.

PERSONAL — Favorite NBA team is the Miami Heat . . . favorite NBA player is LeBron James . . . favorite movie is *Pursuit of Happyness* . . . favorite TV show is "The Boondocks" . . . favorite book is *The Great Gatsby* . . . his biggest sports thrill was playing in the 2014 NCAA Tournament . . . most memorable place he has traveled is Toronto . . . favorite game as a child was Chutes and Ladders . . . has four siblings . . . brother Roscoe Smith played basketball at UConn and UNLV . . . major is business finance . . . parents are Roscoe Smith and Veronica Dixon . . . born March 29, 1993 in Brooklyn, New York.

	2013-14 Season Highs	Career Highs
Points	21 at Creighton (11-23)	23 vs. Northern Kentucky (11-15-12)
FG Made	9 at Creighton (11-23), FAU (2-20)	same
3PT Made	1 vs. North Texas (2-1)	1 vs. Memphis (3-3-12), North Texas (2-1-14)
FT Made	9 at Missouri State (11-16)	10 vs. Northern Kentucky (11-15-12)
Rebounds	11 vs. Texas Southern (12-4)	same
Assists	5 at TCU (12-21)	same
Steals	4 vs. Oral Roberts (11-10)	same
Blocks	4 vs. CSUF (1-4), FIU (2-22)	same

SMITH'S CAREER STATISTICS

Year	GP-GS	Min/Avg	Total			3-Point			Rebounds			PF-FO	Ast	TO	Blk	Stl	Pts-Avg
			FG-FGA	Pct	FG-FGA	Pct	FT-FTA	Pct	Off-Def	Tot	Avg						
2011-12	22-0	107/4.9	7-17	.412	1-4	.250	3-7	.429	3-12	15	0.7	14-0	4	7	6	2	18/0.8
2012-13	4-4	85/21.3	18-29	.621	0-2	.000	22-27	.815	4-15	19	4.8	9-0	0	10	7	2	58/14.5
2013-14	28-24	698/24.9	128-235	.545	1-5	.200	79-141	.560	53-84	137	4.9	73-4	31	38	24	20	336/12.0
TOTAL	54-28	890/16.5	153-281	.544	2-11	.182	104-175	.594	60-111	171	3.2	96-4	35	55	37	24	412/7.6



SHAQUILLE

HARRISON



GUARD | 6'4" • 182 lbs. • Jr-2L • Kansas City, Mo. • Lee's Summit West HS

CAREER AT TULSA — A two-year letterwinner . . . has started all 67 games in his two years . . . has averaged 8.2 points, 3.8 rebounds, 3.0 assists and 1.7 steals.

2013-14 — Started all 34 games . . . averaged 9.6 points, 3.9 rebounds, 3.2 assists and 1.8 steals . . . had 15 double-figure scoring games and scored 20-plus points three times . . . vs. Oral Roberts (11-10) scored 18 points with three rebounds, two assists and two steals . . . scored 21 points with three assists and three steals at Missouri State (11-16) . . . tallied seven assists, seven points, five rebounds and two blocks at Creighton (11-23) . . . scored 11 points on 4-of-5 field goals with his first 3-pointer of the season and four rebounds vs. Texas Southern (12-4) . . . scored 13 points on 3-of-6 FG and 7-of-8 FT with seven assists and three steals vs. UALR (12-10) . . . scored 17 points on 6-of-10 FGs with five assists at Oklahoma (12-14) . . . tallied 15 points and three assists vs. Grand Canyon (12-18) . . . scored 23 points on 8-of-9 field goals, with two 3-pointers, 5-for-5 free throws, six assists and two steals vs. Tulane (1-9) . . . scored career-high 26 points on 10-of-15 shooting and 6-of-8 free throws, with seven rebounds, four assists and two steals at Charlotte (1-16) . . . matched his career-high with eight assists at Rice (2-8) . . . scored 17 points with five assists and five steals at FIU (2-22) . . . scored 15 points, making 11-of-16 free throws, and matched career-high with eight rebounds at North Texas (3-6) . . . in C-USA Tournament, scored 10 points

vs. Middle Tennessee (3-14) and Louisiana Tech (3-15) and had eight rebounds vs. LATech (3-15).

2012-13 — Started all 33 games . . . averaged 6.8 points, 3.8 rebounds, 2.8 assists and 1.7 steals per game . . . ranked second in TU history among freshman with 56 steals and 94 assists . . . scored in double-figures nine times . . . scored nine points with four assists and seven steals in his first collegiate game vs. LSU Shreveport (11-11) . . . just the fourth player in TU history to tally at least seven steals in a game and the first since Eric Coley (1996-00) had eight steals against Rice on Feb. 14, 2000 . . . scored 12 points on 5-of-7 shooting with four rebounds, two assists and three steals vs. Jackson State (11-21) . . . led TU to a win over Rice with season-high 14 points, eight rebounds, five steals and four assists (1-12) . . . matched a season-high with 14 points, added five assists and four steals at UCF (2-23) . . . tallied eight assists with no turnovers, seven points and seven rebounds vs. Tulane (3-2).

HIGH SCHOOL — Was a three-year letterman and two-year starter at Lees Summit (Mo.) West High School . . . averaged 17.3 points, 7.0 rebounds, 4.0 assists and 3.2 steals as a senior . . . led his team to a 27-4 record and to the state of Missouri's Class 5 Final Four, only to lose in the semifinals to eventual state champion McCluer North High School . . . was named the Suburban Mid-6 Conference Player of the Year and the *Kansas City Star's* Metro Player of the Year in

his senior season . . . was one of five finalists for the DiRenna Award, which is presented to the top player in the Kansas City-metro area . . . was also selected as the 610 Radio Sports Star of the Year in 2012 as well . . . earned first-team all-state accolades as a senior and was a two-time all-district and all-conference selection . . . also garnered all-tournament team merits at the Ray-Pec Tournament, Culver's Tournament and the William Jewell Holiday Tournament, where he earned MVP honors for two straight years . . . set the single-season steals record at Lee's Summit West with 100 steals as a senior . . . finished his career second on the school's career scoring, steals and blocked shots lists, as well as fourth in assists and fifth in rebounding . . . also lettered three years in football, where he was a first-team all-state receiver . . . high school basketball coach was Michael Schieber.

PERSONAL — Favorite NBA player is Kobe Bryant . . . the Los Angeles Lakers is his favorite NBA team . . . his favorite actor is Will Smith . . . his most memorable sports moment was making the 2014 NCAA Tournament . . . favorite movie is *The Lion King* . . . favorite TV show is "The Fresh Prince of Bel-Air" . . . favorite book is *A Series of Unfortunate Events* . . . favorite game as a child was NBA Live . . . his mother is Michelle Francis . . . his father Jack Harrison Jr. is deceased . . . has two brothers and a sister . . . born October 6, 1993 in Kansas City, Missouri.

	2013-14 Season Highs	Career Highs
Points	26 at Charlotte (1-16)	same
FG Made	10 at Charlotte (1-16)	same
3PT Made	2 vs. Tulane (1-9)	same
FT Made	11 at North Texas (3-6)	same
Rebounds	8 at North Texas (3-6), LATech (3-15)	8 vs. Northern Kentucky (11-15-12), Rice (1-12-13), North Texas (3-6-14) LATech (3-15-14)
Assists	8 at Rice (2-8)	8 at UTEP (2-9-13), Tulane (3-2-13), Rice (2-8-14)
Steals	5 vs. CSUF (1-4), FIU (2-22)	7 vs. LSU Shreveport (11-11-12)
Blocks	2 at Creighton (11-23)	same

HARRISON'S CAREER STATISTICS

Year	GP-GS	Min/Avg	Total			3-Point			Rebounds			PF-FO	Ast	TO	Blk	Stl	Pts-Avg
			FG-FGA	Pct	FG-FGA	Pct	FT-FTA	Pct	Off-Def	Tot	Avg						
2012-13	33-33	889/26.9	72-193	.373	4-27	.148	78-122	.639	24-100	124	3.8	82-2	94	80	14	56	226/6.8
2013-14	34-34	1026/30.2	104-233	.446	8-30	.267	109-160	.681	25-106	131	3.9	76-0	110	78	8	61	325/9.6
TOTAL	67-67	1915/28.6	176-426	.413	12-57	.211	187-282	.663	49-206	255	3.8	158-2	204	158	22	117	551/8.2



INTRO

PLAYERS

STAFF

REVIEW

CONFERENCE

OPPONENTS

RECORDS

HISTORY



RASHAD RAY



GUARD | 5'10" • 172 lbs. • Jr-2L
New Orleans, La. • O.P. Walker HS

CAREER AT TULSA — A two-year letterwinner . . . has played in 65 games off the bench . . . has averaged 7.0 points, 2.3 rebounds and 2.1 assists.

2013-14 — Played in all 34 games . . . averaged 6.8 points, 2.1 rebounds and 2.5 assists in 21.1 minutes off the bench . . . played 18 minutes vs. Oral Roberts (11-10) tallying six points and four assists . . . scored nine points, making both field goal attempts and 5-of-6 free throws at Missouri State (11-16) . . . tallied five assists, four rebounds and two steals at Creighton (11-23) . . . scored six points with five assists vs. Indiana State (11-27) . . . scored a season high with 10 points on 4-of-8 FG's, and a 3-pointer with three assists vs. Texas Southern (12-4) . . . matched his career high with six assists and scored five points with five rebounds vs. Tulane (1-9) . . . scored 10 points and made 6-of-6 free throws vs. Southern Miss (1-12) . . . scored a career-high 19 points, making 7-of-9 field goals and 4-of-4 free throws at Charlotte (1-16) . . . scored 13 points on 4-of-4 field goals and 4-of-4 free throws with four rebounds at Marshall (1-18) . . . recorded a career-high seven rebounds and matched

his career best with six assists at FAU (2-20) . . . scored 18 points to lead Tulsa to win at North Texas (3-6) . . . made 5-of-7 field goals and scored 15 points in C-USA Championship vs. Louisiana Tech (3-15) . . . tallied five assists and scored six points in NCAA Tournament vs. UCLA (3-21).

2012-13 — Played in 31 games . . . sat out two games with an injury . . . averaged 7.2 points, 2.5 rebounds, 1.7 assists and 1.0 steal per game in 21.8 minutes off the bench . . . scored in double figures 10 times . . . scored 11 points with six assists in his first collegiate game vs. LSU Shreveport (11-11) . . . made all four field goal attempts and scored nine points vs. Northern Kentucky (11-15) . . . scored 13 points on 4-of-7 shooting vs. Cal State Northridge (11-17) . . . scored 11 points in 16 minutes on 4-of-7 shooting with three steals while fighting an injury vs. Missouri State (12-5) . . . scored 11 points making 4-of-4 field goals, and added four rebounds and three assists vs. Oral Roberts (12-22) . . . scored season-high 17 points and five steals, made 6-of-7 field goals and 5-of-5 free throws vs. UAB (2-6) . . . scored 12 points

and made all six free throws, with six rebounds at UTEP (2-9) . . . had 12 points, four rebounds and made 6-of-8 free throws in comeback win over Tulane (3-2).

HIGH SCHOOL — Was a three-year letterwinner and starter at O.P. Walker High School . . . earned first-team all-state, all-metro and all-district honors as a prep senior . . . helped lead his team to a 21-10 record and advance to the semifinals of the Class 4A state tournament his senior season . . . averaged 18.5 points, seven assists and three steals as a senior . . . was an all-star selection to the Orleans vs. Jefferson Parish Team and to the Louisiana All-State Team . . . averaged 21.3 points, five assists and two steals in his junior season . . . earned honorable mention all-state accolades and was also named first-team all-district and second-team all-metro as a junior . . . helped lead his team to a 22-12 record and the Class 4A state quarterfinals as a high school junior . . . high school coach was Brian Gibson . . . also played three years for the AAU Travel Team, Fleur de Lis All-Stars . . . AAU coach was Cleavon Williams.

PERSONAL — Favorite NBA team is the Oklahoma City Thunder . . . favorite NBA player is Kevin Durant . . . favorite actor is Kevin Hart . . . favorite movies are *Think Like a Man* and *Rush Hour 2* . . . plays the drums and enjoys playing football . . . his dream as a child was to play in the NBA, and to produce music . . . his most memorable sports event was playing in the 2014 NCAA Tournament . . . most memorable place he's been is Toronto . . . parents are Eric and Demitri Ray . . . has two sisters . . . born November 2, 1994 in New Orleans, La.

	2013-14 Season Highs	Career Highs
Points	19 at Charlotte (1-16)	same
FG Made	7 at Charlotte (1-16)	same
3PT Made	1 vs. TexSo.(12-4), OU(12-14) CSUF(1-4), Charlotte(1-16), Marshall (1-18), UAB (1-25), Rice (2-8)	2 at UTEP (2-9-13)
FT Made	6 vs. Southern Miss (1-12)	6 at UTEP (2-9-13), Tulane (3-2-13), SoMiss (1-12-14)
Rebounds	7 at FAU (2-20)	same
Assists	6 vs. Tulane (1-9), FAU (2-20)	6 vs. LSU Shreveport (11-11-12), Tulane (1-9-14), FAU (2-20-14)
Steals	2 at Creighton (11-23), UALR (12-10), Oklahoma (12-14), Tulane (1-9), UAB (1-25), North Texas (2-1), FIU (2-22), UTSA (3-2), MidTenn (3-14), LATech (3-15)	5 vs. UAB (2-6-13)
Blocks	1 vs. Wichita State (11-20)	1 vs. Wichita St(11-28-12), Tulane(1-19-13), Rice(3-9-13), WichSt (11-20-13)



RAY'S CAREER STATISTICS

Year	GP-GS	Min/Avg	Total		3-Point		Rebounds			PF-FO	Ast	TO	Blk	Stl	Pts-Avg		
			FG-FGA	Pct	FG-FGA	Pct	FT-FTA	Pct	Off-Def							Tot	Avg
2012-13	31-0	675/21.8	77-179	.430	13-48	.271	55-70	.786	7-69	76	2.5	46-0	54	60	3	31	222/7.2
2013-14	34-0	716/21.1	77-160	.481	10-35	.286	67-91	.736	8-65	73	2.1	68-2	85	40	1	34	231/6.8
TOTAL	65-0	1391/21.4	154-339	.454	23-83	.277	122-161	.758	15-134	149	2.3	114-2	139	100	4	65	453/7.0





#10

JAMES

WOODARD

GUARD | 6'3" • 189 lbs. • Jr-2L • Arcadia, Okla. • Edmond Memorial HS



CAREER AT TULSA — A two-year letterwinner . . . has played in 66 games with 63 starts . . . has averaged 13.8 points and 5.9 rebounds . . . has scored double-digit points in 52 games . . . has six double-doubles . . . has scored 20-plus points 10 times . . . has led TU in scoring 30 times and rebounding 28 times . . . first player in program history to lead the team in scoring and rebounding in his freshman and sophomore seasons.

2013-14 — All-Conference USA Second Team . . . NABC All-District 11 Second Team . . . C-USA Championship MVP . . . started all 34 games . . . averaged 15.5 points and 5.9 rebounds . . . scored double-digit points in 30 games, including 27 in a row . . . had one double-double . . . scored 20-plus points six times . . . led Tulsa in scoring 20 times and rebounding 15 times . . . averaged 21.5 ppg, made 13-23 FG, 6-12 3PT, 11-16 FT in C-USA Championship . . . named to the Great Alaska Shootout All-Tournament Team . . . averaged 15.3 ppg, 4.7 rpg, made seven 3-pointers and 9-of-9 free throws in the tournament . . . made game-winning 3-pointer and totaled 24 points, including 20 in second half on 8-of-14 shooting with four 3-pointers to lead Tulsa to win over Indiana State (11-27) . . . scored 25 points on five threes and 6-of-6 free throws, and tallied a career-high five assists at Maryland (12-29) . . . scored 16 points, including the game-winning 3-pointer with 0:04 left to lead Tulsa past Middle Tennessee (1-23) . . . scored 24 points on 9-of-13 field goals and 4-of-7 threes in C-USA Tournament vs. Tulane (3-13) . . . scored 19 points in C-USA Tournament vs. Middle Tennessee (3-14) . . . scored season-high 27 points on 8-of-13 field goals and four threes in C-USA Championship vs. Louisiana Tech (3-15) . . . scored 11 points with nine rebounds in NCAA tournament vs. UCLA (3-21).

2012-13 — Conference USA All-Freshman Team . . . played in 32 games with 29 starts . . . averaged 12.0 points, 5.8 rebounds and 2.0 assists per game . . . scored double digit points in 22 games . . . had five double-doubles . . . scored 20-plus points four times . . . led TU in scoring 10 times and rebounding 12 times . . . with 383 points, he ranked second on the TU freshman scoring chart, and ranked third with 187 rebounds . . . named C-USA Freshman of the Week four times . . . C-USA FOW (11-12) after scoring a career-high 28 points (9-of-12 FG), five rebounds and four assists in his first collegiate game vs. LSU Shreveport (11-11) . . . C-USA FOW (11-26) after averaging 20.5 ppg, 9.5 rpg, 3.5 apg and .500 FG% vs. Jackson State and Stephen F. Austin . . . had double-doubles of 12 points and 10 rebounds at UALR (12-15), and 15 points, 10 rebounds at Creighton (12-19) . . . C-USA FOW (12-24) after averaging 16.5 ppg, 8.0 rpg, 3.0 apg and 2.0 spg vs. Creighton and ORU . . . scored 18 points second-half points to led TU from 17-point deficit to 72-68 win at Oral Roberts (12-22) . . . scored 21 points (9-of-14 FG) with seven rebounds and four assists at Tulane (1-19) . . . C-USA FOW (3-11) after averaging 14.0 ppg and 8.0 rpg vs. SMU and Rice.

HIGH SCHOOL — Was a three-year letterwinner and starter at Edmond Memorial High School . . . helped his prep team compile a three-year mark of 73-10 . . . averaged 16.4 points, 6.7 rebounds and 2.3 assists as a senior, leading his team to a 26-2 record and runner-up finish in the Oklahoma Class 6A state championship . . . senior season honors included: *Tulsa World* first-team all-state; *The Oklahoman* Super 5 all-state first team; *The Oklahoman* Big All-City first-team; *The Oklahoman* Big All-City Player of the Year; first-team all-Mid-state Conference; No. 2-ranked senior in the state of Oklahoma by *OKHoops.com* . . . averaged 13.7 points, 6.7 rebounds, 2.2 steals and 2.0 assists his junior season while helping his team win the Class 6A state championship with a 27-1 record . . . scored 19 points and grabbed 17 rebounds against Midwest City High School in the Oklahoma Class 6A state title game as a junior . . . was named the *Tulsa World's* MVP of the 2011 state tournament . . . high school coach was Shane Cowherd.

PERSONAL — Favorite NBA team is the Philadelphia 76ers . . . favorite NBA player is LeBron James . . . favorite movie is *Rush Hour 2* . . . favorite TV shows are "Regular Show" and "The Fresh Prince of Bel-Air" . . . enjoys playing video games . . . most memorable place he's been is Toronto . . . biggest sports thrill was winning the 2014 Conference USA Championship and playing in the NCAA Tournament . . . has one brother and one sister . . . brother Jordan plays basketball at the University of Oklahoma . . . cousin Leroy Combs played one year for the Indiana Pacers . . . parents are Marcus and Petra Woodard . . . born January 24, 1994 in Arcadia, Okla.

	2013-14 Season Highs	Career Highs
Points	27 vs. Louisiana Tech (3-15)	28 vs. LSU Shreveport (11-11-12)
FG Made	9 vs. Tulane (3-13)	10 vs. Jackson State (11-21-12)
3PT Made	5 at Maryland (12-29)	5 vs. LSU Shreveport (11-11-12), Maryland (12-29-13)
FT Made	9 vs. Southern Miss (1-12), Middle Tennessee (3-14)	same
Rebounds	11 at TCU (12-21)	12 vs. Houston (2-16-13)
Assists	5 at Maryland (12-29)	same
Steals	4 vs. Old Dominion (2-15)	4 at Creighton (12-19-12), Southern Miss (1-26-13), Old Dominion (2-15)
Blocks	2 vs. TCU (11-29), Maryland (12-29)	same


WOODARD'S CAREER STATISTICS

Year	GP-GS	Min/Avg	Total			3-Point			Rebounds			PF-FO	Ast	TO	Blk	Stl	Pts-Avg
			FG-FGA	Pct	FG-FGA	Pct	FT-FTA	Pct	Off-Def	Tot	Avg						
2012-13	32-29	941/29.4	130-303	.429	31-112	.277	92-135	.681	47-140	187	5.8	56-1	64	73	6	31	383/12.0
2013-14	34-34	1101/32.4	162-370	.438	65-168	.387	139-178	.781	53-148	201	5.9	76-2	60	46	6	32	528/15.5
TOTAL	66-63	2042/30.9	292-673	.434	96-280	.343	231-313	.738	100-288	388	5.9	132-3	124	119	12	63	911/13.8





MARQUEL CURTIS



GUARD

6'3" • 205 lbs. • Jr-RS • Plymouth, Minn. • Williston State College (N.D.)

CAREER AT TULSA — In his second year at Tulsa after transferring from Williston State College . . . received a medical redshirt for the 2013-14 season.

2013-14 — Played in nine games with one start . . . missed the final 25 games with an injury . . . averaged 3.2 points and 2.4 rebounds . . . started vs. Oral Roberts and scored four points . . . scored nine points on 3-of-4 field goals at Missouri State (11-16) . . . tallied eight points and nine rebounds with two assists, and made 4-of-8 field goals vs. TCU (11-29).

JUNIOR COLLEGE — Played two seasons at Williston State College in Williston, N.D. . . . earned second-team NJCAA All-American honors in 2011-12, and earned honorable mention All-American honors in 2012-13 . . . scored 1,315 points in two seasons at WSC . . . as a sophomore, Curtis averaged 20.7 points, 5.8 rebounds and 3.1 assists, while shooting 51 percent from the field . . . earned first-team all-conference honors, after leading the Tetons to the Mon-Dak Conference title and a regional championship . . . as a freshman in 2011-12, he was a second-team All-America selection after he averaged 22.3 points and 5.8 rebounds for the Tetons . . . set the single season school scoring record with 715 points, and was named the Most Valuable Player of the Mon-Dak Conference.

HIGH SCHOOL — Lettered four years at Armstrong High School . . . averaged 26 points, 12 rebounds and four assists as a senior when he led his team to a 22-8 record and the second round of the state playoffs . . . earned Minnesota All-State and all-conference honors as a senior . . . averaged 23 points, 11 rebounds and three assists as a junior.

PERSONAL — Favorite NBA player is Carmelo Anthony . . . his favorite movie is *Gladiator* . . . favorite TV shows are "Lost" and "The League" . . . hobbies include ping pong and tennis . . . says he is a "stud ping pong player" . . . favorite musical artists are Michael Jackson and Ace Hood . . . his craziest ambition is to go skydiving . . . favorite game as a child was Spyro and Sonic the Hedgehog . . . has two brothers and two sisters . . . parents are Greg and Peggy Curtis . . . born August 15, 1992 in Plymouth, Minn.



	2013-14 Season Highs	Career Highs
Points	9 at Missouri State (11-16)	same
FG Made	4 vs. TCU (11-29)	same
3PT Made	3 at Missouri State (11-16)	same
FT Made	2 vs. Green Bay (11-30)	same
Rebounds	9 vs. TCU (11-29)	same
Assists	3 vs. Texas Southern (12-4)	same
Steals	2 vs. Green Bay (11-30)	same
Blocks	1 vs. TCU (11-29), Green Bay (11-30)	same

CURTIS' CAREER STATISTICS

Year	GP-GS	Min/Avg	Total			3-Point			Rebounds								
			FG-FGA	Pct	Pct	FG-FGA	Pct	FT-FTA	Pct	Off-Def	Tot	Avg	PF-FO	Ast	TO	Blk	Stl
2013-14	9-1	121/13.4	12-37	.324	0-7	.000	5-11	.455	9-13	22	2.4	12-0	9	3	2	4	29/3.2
TOTAL	9-1	121/13.4	12-37	.324	0-7	.000	5-11	.455	9-13	22	2.4	12-0	9	3	2	4	29/3.2





#22

NICK

WOOD



GUARD

6'1" • 168 lbs. • Jr-SQ • Tulsa, Okla.
Cascia Hall

CAREER AT TULSA — A two-year squad member ... a walk-on athlete ... has played in 18 games and scored 21 points.

2013-14 — Recognized as a nominee for the 2014 All-state NABC Good Works Team, rewarding volunteerism and civic service ... played in nine games ... made a 3-pointer vs. Cal State Fullerton (1-4) ... scored three points on 3-of-3 free throws and grabbed his first career rebound vs. Old Dominion (2-15) ... also saw action vs. Texas Southern (12-4), Tulane (1-9), North Texas (2-1), East Carolina (2-13), FAU (2-20), Tulane (3-13) and UCLA (3-21).

2012-13 — Played in eight games ... made a three-pointer in two straight contests, vs. UAB (2-6) and at UTEP (2-9) ... scored seven points and made two three-pointers in his first collegiate game vs. LSU Shreveport

(11-11) ... made both field goals, including a three-pointer, to score five points vs. UAB (2-6).

HIGH SCHOOL — Was a three-year letterwinner and two-year starter at Cascia Hall Preparatory School ... led his team to the Oklahoma 4A State Semifinals as a

senior ... earned All-City Honorable Mention and Class 4A State Tournament First Team honors as a senior ... was the salutatorian of his graduating class ... was a member of the varsity squad as a freshman and won the Oklahoma Class 4A State Championship ... also lettered three years in tennis ... was an Oklahoma All-State and All-City tennis selection ... high school basketball coach was Brian Rahilly.

PERSONAL — Favorite NBA team is the Oklahoma City Thunder ... favorite NBA player is Kevin Durant ... favorite movie is *Happy Gilmore* ... favorite TV show is "Two and a Half Men" ... enjoys golfing and going to the lake ... most memorable place he has visited is London ... his craziest ambition is to chase tornadoes ... uncle Jerry Clark played basketball at University of Oklahoma ... has two brothers ... parents are Rieger and Donna Wood ... born June 3, 1993 in Tulsa, Okla.

	2013-14 Season Highs	Career Highs
Points	3 vs. Cal State Fullerton (1-4), Old Dominion (2-15)	7 vs. LSU Shreveport (11-11-12)
FG Made	1 vs. Cal State Fullerton (1-4)	2 vs. LSU Shreveport (11-11-12), UAB (2-6-13)
3PT Made	1 vs. Cal State Fullerton (1-4)	2 vs. LSU Shreveport (11-11-12)
FT Made	3 vs. Old Dominion (2-15)	same
Rebounds	2 vs. Old Dominion (2-15)	same
Assists	none	none
Steals	none	none
Blocks	none	none



WOOD'S CAREER STATISTICS

Year	GP-GS	Min/Avg	Total			3-Point			Rebounds			PF-FO	Ast	TO	Blk	Stl	Pts-Avg
			FG-FGA	Pct	FG-FGA	Pct	FT-FTA	Pct	Off-Def	Tot	Avg						
2012-13	9-0	14/1.6	5-10	.500	4-7	.571	1-2	.500	0-0	0	0.0	1-0	0	1	0	0	15/1.7
2013-14	9-0	12/1.3	1-3	.333	1-2	.500	3-3	1.000	1-0	1	0.1	1-0	0	1	0	0	6/0.7
TOTAL	18-0	26/1.4	6-13	.462	5-9	.556	4-5	.800	1-0	1	0.1	2-0	0	2	0	0	21/1.2



INTRO

PLAYERS

STAFF

REVIEW

CONFERENCE

OPPONENTS

RECORDS

HISTORY

#40

D'ANDRE

WRIGHT



FORWARD

6'9" • 245 lbs. • Jr-2L

Lawton, Okla. • Lawton Eisenhower HS

CAREER AT TULSA — A two-year letterwinner . . . has played in 58 games with 29 starts . . . has averaged 7.9 points and 4.4 rebounds . . . has 18 career double-figure scoring games and two games with double-digit rebounds.

2013-14 — Played in all 34 games with 21 starts . . . averaged 7.4 points and 3.9 rebounds in 17.1 minutes . . . scored in double-figures 10 times . . . started vs. Oral Roberts and scored seven points with two rebounds . . . scored 11 points with four rebounds in 12 minutes off the bench at Missouri State (11-16) . . . scored 12 points with five rebounds in 17 minutes off the bench vs. Indiana State (11-27) . . . tallied 10 points and five rebounds at Oklahoma (12-14) . . . put up eight points and five rebounds on 3-of-5 field goals at TCU (12-21) . . . tallied eight points and 11 rebounds at Maryland (12-29) . . . scored 12 points on 4-of-7 shooting with two steals vs. Cal State Fullerton (1-4) . . . scored 18 points with a pair of threes and eight rebounds vs. Tulane (1-9) . . . tallied 10 points and nine rebounds, two assists and two blocks vs. Southern Miss (1-12) . . . scored 18 points on 6-of-9 field goals and 6-of-7 free throws with season-best three blocks vs. North Texas (2-1) . . . scored 18 points in NCAA Tournament vs. UCLA (3-21).

2012-13 — Conference USA All-Freshman Team . . . played in 24 games with eight starts . . . missed nine games with a leg injury, returned vs. Memphis (2-2) . . . averaged 8.5 points and 5.1 rebounds per game, shooting 53 percent from the floor . . . named C-USA Freshman of the Week twice . . . scored 12 points and made 8-of-10 free throws in his first collegiate game vs. LSU Shreveport (11-11) . . . recorded his first career double-double with 14 points

and 11 rebounds, making 5-of-10 field goals and 4-of-4 free throws vs. San Diego (11-16) . . . got his first career start, and tallied nine points, seven rebounds and three assists vs. Jackson State (11-21) . . . scored 14 points on 5-of-6 shooting, and grabbed seven rebounds to lead TU past TCU (12-8) . . . scored 15 points, making five field goals and 5-of-6 free throws at UALR (12-15) . . . earned C-USA Freshman of the Week award (2/11) — scored 25 points on 9-12 shooting and 7-10 free throws, with eight rebounds, in just 21 minutes at UTEP (2-9) . . . His second C-USA Freshman of the Week award (2-18) came with 21 points, seven rebounds, 8-of-11 field goals, incl. 14 pts, 5-6 FG's 4-4 FT's in 30T periods vs. Houston (2-16).

HIGH SCHOOL — Was a three-year letterwinner and two-year starter at Lawton Eisenhower High School . . . averaged 18.0 points and 10.0 rebounds as a senior . . . shot 60-percent from the field his senior season . . . helped lead his team to an overall 21-7 record during his senior season . . . named to *The Oklahoman's* Super 5 all-state first team as a senior . . . was chosen to play in the Oklahoma-Texas Faith 7 Game . . . missed his junior season after suffering a broken leg in the first game of the 2010-11 season, playing only six minutes in that contest . . . was a part-time starter as a freshman and started his sophomore season . . . averaged 12 points and eight rebounds per game as a sophomore . . . high school coach was Bruce Harrington.

PERSONAL — Favorite NBA team is the Oklahoma City Thunder . . . favorite NBA player is LeBron James . . . his favorite movie is *The Wood* . . . favorite TV show is "The Fresh Prince of Bel-Air" . . . enjoys hanging out with friends and listening to music . . . his biggest sports thrill was making the game-winning shot as a sophomore in high school in a rivalry game . . . his most memorable event was playing the Oklahoma 6A State Basketball Tournament . . . his father was in the military, and he lived in Europe as a child . . . parents are Donald and Derease Wright . . . born February 19, 1994 in Hampton, Virginia.

	2013-14 Season Highs	Career Highs
Points	18 vs. Tulane (1-9), North Texas (2-1), UCLA (3-21)	25 at UTEP (2-9-13)
FG Made	7 vs. UCLA (3-21)	9 at UTEP (2-9-13)
3PT Made	2 vs. Tulane (1-9)	same
FT Made	6 at Oklahoma (12-14), Tulane (1-9), North Texas (2-1)	8 vs. LSU Shreveport (11-11-12)
Rebounds	11 at Maryland (12-29)	11 vs. San Diego (11-17-12), Maryland (12-29-13)
Assists	2 vs. Green Bay (11-30), SoMiss (1-12), North Texas (2-1)	3 vs. Jackson State (11-21-12)
Steals	2 vs. CSUF (1-4), Charlotte (1-16)	same
Blocks	3 vs. North Texas (2-1)	3 at Memphis (2-2-13), North Texas (2-1-14)

WRIGHT'S CAREER STATISTICS


Year	GP-GS	Min/Avg	Total			3-Point			Rebounds			PF-FO	Ast	TO	Blk	Stl	Pts-Avg
			FG-FGA	Pct	FG-FGA	Pct	FT-FTA	Pct	Off-Def	Tot	Avg						
2012-13	24-8	402/16.8	71-135	.526	0-1	.000	61-90	.678	43-79	122	5.1	75-2	7	30	25	1	203/8.5
2013-14	34-21	583/17.1	86-188	.457	6-16	.375	75-108	.694	52-82	134	3.9	103-4	15	48	18	10	253/7.4
TOTAL	58-29	985/17.0	157-323	.486	6-17	.353	136-198	.687	95-161	256	4.4	178-6	22	78	43	11	456/7.9



BRANDON SWANNEGAN

FORWARD

6'9" • 209 lbs. • Jr-2L • Houston, Texas • Cy-Ridge HS



CAREER AT TULSA

— A two-year letterwinner . . . sat out the 2011-12 season as a true freshman due to redshirt . . . has played in 57 games off the bench . . . has averaged 3.7 points and 2.8 rebounds.

2013-14 — Played in all 34 games . . . averaged 4.0 points and 3.0 rebounds in 13.3 minutes off the bench . . . played nine minutes vs. Oral Roberts, recording two blocks and a rebound . . . scored eight points on 3-of-3 FG and five rebounds vs. UALR (12-10) . . . made both field goal attempts, and tallied four points, four rebounds and a block at Oklahoma (12-14) . . . scored five points on 2-of-3 field goals and had two blocks vs. Tulane (1-9) . . . scored 10 points on 4-of-6 field goals and 2-of-2 free throws, and added a season-high three blocks at Marshall (1-18) . . . had a career-high four blocks with six points and five rebounds in 12 minutes vs. North Texas (2-1) . . . scored 10 points and matched his season high with five rebounds, with a season-high five field goals made at Rice (2-8) . . . scored 10 points on 5-of-8 field goals and tallied six rebounds vs. East Carolina (2-13) . . . scored 10 points with six rebounds and a career-high five blocks vs. Old Dominion (2-15) . . . tallied career-highs with 11 points and nine rebounds, adding three blocks at FIU (2-22).

2012-13 — Played in 23 games . . . missed seven games with a leg injury, returned vs. Oral Roberts (12-22), injured his leg vs. Buffalo and missed two games; returned vs. Rice; missed game vs. ECU (3-14) . . . averaged 3.1 points and 2.6 rebounds per game . . . scored six points and grabbed eight rebounds in his first collegiate game vs. LSU Shreveport (11-11) . . . returned from injury to record three blocks and three rebounds in 11 minutes at Oral Roberts (12-22) . . . played a season-high 17 minutes, grabbing four rebounds and making

1-of-2 baskets vs. Buffalo (1-2) . . . scored two points with one rebound in two minutes vs. Rice (1-12) . . . scored three points with four rebounds in five minutes vs. UTEP (11-16) . . . scored a season-high nine points on 4-of-8 shooting, with three rebounds at Houston (1-23) . . . matched his season-high with nine points, made 2-3 field goals and 5-6 free throws vs. Tulane (3-2).

HIGH SCHOOL — Was a two-year letterwinner and starter at Cypress Ridge High School . . . scored 16.8 points, while averaging 10.3 rebounds and 5.6 blocked shots in his senior season . . . was named his school's Defensive Player of the Year in each of his two seasons . . . averaged 10.0 points, 6.8 rebounds and 5.7 blocked shots during his junior campaign . . . high school coach was Steve Dibble.

PERSONAL — Favorite NBA team is the New Jersey Nets . . . his favorite NBA player is Kevin Garnett . . . enjoys playing video games . . . his favorite movies are the *Rush Hour* series . . . favorite TV show is "How I Met Your Mother" . . . his biggest sports thrill was his first collegiate dunk . . . Toronto is the most memorable place he has visited . . . majoring in mechanical engineering . . . has one sister . . . parents are Clarence Swannegan and Daisy Taylor . . . his father was drafted by the San Antonio Spurs in 1982 . . . born June 1, 1993 in Houston, Texas.

	2013-14 Season Highs	Career Highs
Points	11 at FIU (2-22)	same
FG Made	11 at FIU (2-22)	same
3PT Made	none	none
FT Made	5 at FIU (2-22)	5 vs. Tulane (3-2-13), FIU (2-22-14)
Rebounds	9 at FIU (2-22)	same
Assists	2 at TCU (12-21)	same
Steals	1 vs. Wichita St(11-20), Creighton(11-23), Texas Southern (12-4) Tulane (1-9), LA Tech (2-6), FIU (2-22)	2 vs. Florida State (12-29-12)
Blocks	5 vs. Old Dominion (2-15)	same

SWANNEGAN'S CAREER STATISTICS

Year	GP-GS	Min/Avg	Total			3-Point			Rebounds			PF-FO	Ast	TO	Blk	Stl	Pts-Avg
			FG-FGA	Pct	FG-FGA	Pct	FT-FTA	Pct	Off-Def	Tot	Avg						
2012-13	23-0	232/10.1	25-55	.455	0-0	.000	22-32	.688	22-37	59	2.6	48-4	4	12	17	3	72/3.1
2013-14	34-0	452/13.3	53-108	.491	0-0	.000	31-57	.544	44-59	103	3.0	93-5	8	23	52	6	137/4.0
TOTAL	57-0	684/12.0	78-163	.479	0-0	.000	53-89	.596	66-96	162	2.8	141-9	12	35	69	9	209/3.7



INTRO

PLAYERS

STAFF

REVIEW

CONFERENCE

OPPONENTS

RECORDS

HISTORY



#14 TAREKEYI

EDOGI

FORWARD

6'8" • 222 lbs. • So-1L
Surprise, Ariz. • Valley Vista HS



CAREER AT TULSA — In his second year at Tulsa.

2013-14 — Played in 13 games . . . scored his first career points on one field goal attempt and nabbed a rebound vs. Texas Southern (12-4) . . . recorded one block vs. Wichita State (11-20) . . . recorded a rebound vs. Tulane (1-9) . . . grabbed a season-high three rebounds vs. North Texas (2-1) . . . got two rebounds at Louisiana Tech (2-6) . . . recorded a block vs. Old Dominion (2-15) . . . saw action vs. Cal State Fullerton (1-4), at Charlotte (1-16), vs. East Carolina (2-13), at FAU (2-20), UTSA (3-2), vs. Tulane

(3-13) and vs. UCLA (3-21).

HIGH SCHOOL — Three-year letterwinner at Valley Vista High School . . . as a high school senior, was a first-team All-Section 3 and an honorable mention all-state selection . . . averaged 15.4 points, 14.4 rebounds and 1.5 blocks per game in 19 contests his senior season at Valley Vista, and led the state in rebounding . . . also played two years for the AAU Travel Team, Arizona Magic . . . AAU coach was Kenny Mullins.

PERSONAL — Goes by "TK" . . . favorite professional basketball player is Kobe Bryant . . . favorite actor is Denzel Washington . . . favorite movie is *Juice* . . . favorite TV show is "The Walking Dead" . . . favorite book is *1984* . . . enjoys listening to music . . . most memorable place he has been is Niagara Falls . . . favorite game as a child was hide and go seek/tag . . . wears number 14 because when he was 14 years old, he decided to truly wanted to play basketball as long as he can . . . he is of Nigerian descent . . . parents are Boston and Timiadi Edogi . . . born February 21, 1994, in New York, N.Y.

	2013-14 Season Highs	Career Highs
Points	2 vs. Texas Southern (12-4)	same
FG Made	1 vs. Texas Southern (12-4)	same
3PT Made	none	none
FT Made	none	none
Rebounds	3 vs. North Texas (2-1)	same
Assists	none	none
Steals	none	none
Blocks	1 vs. Wichita State (11-20), Old Dominion (2-15)	same

EDOGI'S CAREER STATISTICS

Year	GP-GS	Min/Avg	Total			3-Point			Rebounds			PF-FO	Ast	TO	Blk	Stl	Pts-Avg
			FG-FGA	Pct	FG-FGA	Pct	FT-FTA	Pct	Off-Def	Tot	Avg						
2013-14	13-0	17/1.3	1-2	.500	0-0	.000	0-0	.000	1-6	7	0.5	7-0	0	3	2	0	2/0.2
TOTAL	13-0	17/1.3	1-2	.500	0-0	.000	0-0	.000	1-6	7	0.5	7-0	0	3	2	0	2/0.2





STEVE REPICHOWSKI

GUARD | 6'5" • 195 lbs. • So-1L • Lansing, Mich. • Kingdom Prep Academy (Iowa)



CAREER AT TULSA

— A returning letter-winner.

2013-14 — Played in 27 games . . . missed four games with an injury . . . averaged 3.3 points in 7.3 minutes per game for the season . . . 23 of 26 made field goals were

3-pointers . . . scored seven points on two 3-pointers with an assists and a block vs. TCU (11-29) . . . made two 3-pointers, added a block and a steal vs. Green Bay (11-30) . . . knocked down a pair of 3-pointers at Oklahoma (12-14) . . . scored eight points with two 3-pointers and 2-of-2 free throws at TCU (12-21) . . . saw limited action in the opener vs. Oral Roberts, vs. Wichita State (11-20) and vs. Indiana State (11-27) . . . scored six points on a pair of threes and got a steal vs. Tulane (1-9) . . . scored seven points on a pair of field goals and 3-of-3 free throws . . . tallied career highs — 13 points on 4-of-11

field goals, 3-of-9 3-pointers and 19 minutes — with 2-of-2 free throws, two rebounds and an assist vs. East Carolina (2-13) . . . scored six points on a pair of 3-pointers with two rebounds vs. Old Dominion (2-15) . . . scored six points in 10 minutes at UTEP (2-27) . . . matched his career best with 13 points on 3 threes and 4-of-4 free throws vs. UTSA (3-2) . . . returned from injury and hit a 3-pointer vs. UCLA in NCAA Tournament (3-21).

HIGH SCHOOL — A four-year letterwinner at Lansing Catholic High School . . . averaged 18 points, three rebounds and two assists per game . . . scored more than 1,000 points, led his area in three-pointers made, and finished his high school career as the third-leading scorer in Lansing Catholic history . . . a first-team Michigan Class B All-State selection by *MLive.com* as a senior after averaging 23 points, four rebounds and three assists per game, and leading the Cougars to a 21-2 record and the District Finals of the state playoffs . . . named to the *Lansing Journal* Dream Team, and was a first-team Capital Area Activities Conference selection . . . also earned second-team all-state honors by the *Detroit Free Press* and the *Detroit News* . . . as a sophomore and

junior, he was honorable mention all-state by the *Detroit Free Press* and the *Detroit News* . . . his 18 points-, two rebounds- and three assists-per game average as a junior earned him first-team All-CAAC honors . . . was also a first-team All-CAAC selection as a sophomore after averaging 13 points, two rebounds and three assists . . . competed in the state playoffs with the varsity team as a freshman, after he averaged 20 points, three rebounds and four assists during the season for the junior varsity squad.

PERSONAL — Favorite NBA player is Kobe Bryant . . . favorite actors are Denzel Washington and Jessica Alba . . . favorite movies are *The Departed* and *Django: Unchained* . . . favorite TV show is "Breaking Bad" . . . favorite book is *Hoop Dreams* . . . his most memorable sporting event was making a 3-pointer in the 2014 NCAA Tournament . . . hobbies include playing ping pong and video games, and listening to music . . . favorite game as a child was freeze tag . . . wants to be a basketball coach . . . parents are Steve and Teresa Repichowski . . . born June 22, 1994, in Lansing, Mich.



	2013-14 Season Highs	Career Highs
Points	13 vs. East Carolina (2-13), UTSA (3-2)	same
FG Made	4 vs. East Carolina (2-13)	same
3PT Made	3 vs. East Carolina (2-13), UTSA (3-2)	same
FT Made	4 vs. UTSA (3-2)	same
Rebounds	2 at TCU (12-21), ECU (2-13), ODU (2-15), UTEP (2-27)	same
Assists	1 vs. TCU (11-29), TexSo (12-4), ECU (2-13), UTEP (2-27)	same
Steals	1 vs. GreenBay (11-30), TexSo (12-4), Tulane (1-9), UTEP (2-27), UTSA (3-2)	same
Blocks	1 vs. TCU (11-29), Green Bay (11-30)	same

REPICHOWSKI'S CAREER STATISTICS

Year	GP-GS	Min/Avg	Total		3-Point		Rebounds			Other Stats							
			FG-FGA	Pct	FG-FGA	Pct	FT-FTA	Pct	Off-Def	Tot	Avg	PF-FO	Ast	TO	Blk	Stl	Pts-Avg
2013-14	27-0	197/7.3	26-78	.333	23-64	.359	15-19	.789	5-5	10	0.4	17-0	4	4	2	5	90/3.3
TOTAL	27-0	197/7.3	26-78	.333	23-64	.359	15-19	.789	5-5	10	0.4	17-0	4	4	2	5	90/3.3





EMMANUEL EZECHINONSO

CENTER | 6'11" • 267 lbs. • Jr-RS • Lagos, Nigeria
Covenant Christian Ministries Academy (Ga.)

CAREER AT TULSA — In his second year at Tulsa . . . sat out the 2013-14 season with a redshirt.

HIGH SCHOOL — Averaged 6.4 points as a senior . . . as a sophomore in 2011, he was selected to the all-tournament team after leading Covenant Christian Ministries Academy to the National Association of Christian Athletes national championship . . . high school coach was Frederick Anderson.

PERSONAL — Favorite professional basketball players are Shaquille O'Neal and LeBron James . . . began playing basketball at age 15 . . . favorite actor is Peter Edochie . . . says the best thing about college is the high level of learning . . . father is John Ume Asiegbe . . . mother Nkiruka Ume Asiegbe is deceased . . . born August 12, 1993.




MICAH LITTLEJOHN

GUARD | 6'6" • 193 lbs. • Fr-HS
Mansfield, Texas • Mansfield HS

CAREER AT TULSA — In his first year at Tulsa.

HIGH SCHOOL — Played basketball four years at Mansfield High School . . . was a first-team All-District 7-5A selection as a senior in 2013-14 after averaging 22 points and eight rebounds . . . averaged 16 points, five rebounds and three assists as a junior in 2012-13, and earned second-team District 7-5A honors . . . played for coach Jason Speaks.

PERSONAL — Favorite professional basketball player is Kobe Bryant . . . his most memorable sporting moment was dunking on an opposing player during his senior night game in high school . . . enjoys playing video games and hanging out with his friends . . . parents are Michael and Dorothy Littlejohn . . . has two sisters . . . born May 6, 1996, in Mansfield, Texas.



COREY HAITH

GUARD | 5'11" • 175 lbs. • Jr-TR
Miami, Fla. • Univ. of Missouri

CAREER AT TULSA — In his first year at Tulsa after transferring from the University of Missouri.

PRIOR TO TULSA — Spent two years at Missouri . . . tore the anterior cruciate ligament in his right knee during the 2013-14 season at Missouri . . . played in six games overall, scoring three points in the season-opening win against Southeastern Louisiana (11/8) . . . saw action in SEC games against Alabama (1/18), South Carolina (1/25) and Florida (2/4) . . . in 2012-13, he played in 10 games, tying a career high with five minutes of action against South Carolina State and at Mississippi State . . . scored five points on a three-pointer and two free throws at Mississippi State . . . added a steal in that Feb. 13 win . . . had two assists against South Carolina State and recorded one rebound vs. Appalachian State.

HIGH SCHOOL — Played one season for Head Coach Jim Scanlon at Rock Bridge High School in Columbia, but battled injury as a senior . . . till managed to help the club to a 24-5 overall record and a District crown . . . Began his high school career at Palmer Trinity in Miami . . . Averaged 15 points per game as a junior, including scoring a career high 48 points in one contest.

PERSONAL — Favorite professional basketball player is Chris Paul . . . favorite TV Show is "Spongebob SquarePants" . . . most memorable place he has visited is Amsterdam . . . his craziest ambition is to go skydiving . . . he would like to become a coach . . . parents are Frank and Pamela Haith . . . has one sister . . . born December 25, 1993, in College Station, Texas.



KEONDRE DEW

GUARD | 6'8" • 210 lbs. • Fr-HS
San Bernardino, Calif. • Elev8 Sports Institute (Fla.)

CAREER AT TULSA — In his first year at Tulsa.

HIGH SCHOOL — Played two years at Elev8 Sports Institute in Delray Beach, Fla. . . ranked as the No. 12 player in the state of Florida in the 2014 class by *FloridaHoops.com* . . . averaged 17 points, nine rebounds and 2.5 assists as a senior, and led his team to the quarterfinals of the Sunshine Independent Athletic Association . . . averaged 20.3 points, 11 rebounds and two blocks as a junior in 2012-13 at Elev8 . . . also played two years at Impact Basketball Academy in Las Vegas, Nev. . . averaged 24.2 points and seven rebounds as a sophomore at Impact Academy . . . averaged 19.2 points and 7.7 rebounds over his high school career . . . played for coach Cody Toppert at Elev8.

PERSONAL — Began playing basketball at age 14 . . . enjoys watching movies and jet skiing . . . favorite actor is Denzel Washington . . . favorite movie is *Rush Hour 2* . . . favorite TV Show is "The Fairly OddParents" . . . his dream as a child was to play in the NFL . . . uncle Bryon Russell played 12 years in the NBA . . . cousin is the Milwaukee Bucks' O.J. Mayo . . . parents are Carlos Dew and Misharronda Rashed . . . born November 29, 1994, in San Bernardino, Calif.



HAITH'S CAREER STATISTICS (at Missouri)

Year	GP-GS	Min/Avg	Total		3-Point		FT-FTA	Pct	Rebounds			PF-FO	Ast	TO	Blk	Stl	Pts-Avg
			FG-FGA	Pct	FG-FGA	Pct			Off-Def	Tot	Avg						
2013-14	10-0	18/1.8	1-7	.143	1-7	.143	2-4	.500	2-2	4	0.2	3-0	2	0	0	2	5/0.5
2013-14	6-0	7/1.2	1-1	.1000	1-1	.1000	0-0	.000	0-0	0	0.0	0-0	0	2	0	0	3/0.5
TOTAL	16-0	25/1.6	2-8	.250	2-8	.250	2-4	.500	2-2	4	0.13	3-0	2	2	0	2	8/0.5



STAFF



INSIDE

Head Coach Frank Haith	22-23
Coaching Staff	24-26
Director of Basketball Operations	27
Support Staff	27-29
University President	30
Director of Athletics	31

Frank Haith enters his first season as head coach at The University of Tulsa. Haith, who has totaled 205 wins in nine years as a head coach, brought to TU a staff of assistants that have compiled more than 90 years of basketball coaching experience between them.

FRANK HAITH

HEAD BASKETBALL COACH

Elon '88 · FIRST YEAR

Frank Haith became The University of Tulsa's 30th head basketball coach on April 18, 2014.

Haith brings 28 years of collegiate coaching experience and 17 years of advancing to postseason competition to the Tulsa basketball program.



"We are extremely pleased to have Frank Haith as our basketball coach and happy to welcome the Haith family to the Tulsa community," said Tulsa's VP & Director of Athletics Derrick Gragg at the introductory news conference. "Frank brings tremendous talent as a head coach and recruiter - qualities that will place us in an excellent position as TU basketball transitions into the competitive American Athletic Conference, a league that boasts the current national champion."

"Frank Haith brings a wealth of knowledge and experience from his job as head coach at Missouri," said university President Steadman Upham.

"Following in the footsteps of Golden Hurricane basketball coaching legends Nolan Richardson, Tubby Smith and Bill Self is no small order, but Frank is up to the task," Upham said. "The university has every confidence that Frank's success in the SEC will translate to recruiting and coaching success at TU."

Haith, 49, spent the previous 10 seasons as a head coach at two universities.

His first seven seasons were spent at the University of Miami and the past three years at the University of Missouri. Haith has averaged 20.5 wins in his 10 years as a head coach, while compiling an overall 205-129 record for a .614 winning percentage and eight postseason tournament appearances.

Haith transitioned both programs into new conferences, moving Miami from the Big East Conference to the ACC and Missouri from the Big 12 Conference into the SEC. Tulsa transitions into the American Athletic Conference from Conference USA on July 1, 2014.

"I'm tremendously excited to be the head basketball coach at The University of Tulsa," said Haith on April 18, 2014 at his introductory news conference. "You always want to work with great people and it's obvious in my brief time spent with President Upham and Dr. Gragg that they are two of the finest individuals anywhere, and I thank them for this opportunity. My family and I are thrilled about being a part of the TU family and the Tulsa community."

"We're looking forward to doing some special things at Tulsa. Danny and his team won the conference championship last year and our goal is to be a program that wins championships. Tulsa has enjoyed tremendous basketball success over the years and we look forward to continuing that tradition," said Haith.

"There's no question that Tulsa's move into the American Athletic Conference was a big part of making the decision to come here. The strength of this league is phenomenal. It's a basketball league. With Connecticut winning the national championship this past season and then with the strength of Memphis and Cincinnati and the emphasis that the other league members have placed on basketball, it was definitely a main reason for our family in deciding to come to Tulsa," added Haith.

In his three seasons at Missouri, Haith's teams posted a 76-28 record, while advancing in consecutive seasons to the NCAA Tournament and this past year moving to second round action in the postseason NIT. His first team at Missouri recorded a 30-5 mark during the 2011-12 campaign, and finished with a 23-11 record in 2012-13 and 23-12 mark this past season.

Haith became the fastest Mizzou head coach to post 50 wins and was the winningest coach at Missouri through two seasons with a 53-16 record for a .768 winning percentage. He led the basketball program during Missouri's transition from the Big 12 Conference to the Southeastern Conference (SEC) in 2012-13.

Missouri was the lone college basketball program in the 2012-13 season to

HAITH'S YEAR-BY-YEAR HEAD COACHING RECORD

Year	School	W-L	Pct.	Conference Finish	Post-season
2004-05	Miami	16-13	.552	T-6th	NIT
2005-06	Miami	18-16	.529	T-7th	NIT Quarterfinals
2006-07	Miami	12-20	.375	12th	
2007-08	Miami	23-11	.676	T-5th	NCAA Second Round
2008-09	Miami	19-13	.594	T-7th	NIT Second Round
2009-10	Miami	20-13	.606	12th	
2010-11	Miami	21-15	.583	9th	NIT Second Round
2011-12	Missouri	30-5	.857	2nd	NCAA Second Round
2012-13	Missouri	23-11	.676	T-5th	NCAA Second Round
2013-14	Missouri	23-12	.657	T-6th	NIT Second Round



THE HAITH FILE

Personal

Birthdate: November 3, 1965

Birthplace: Queens, N.Y.

Hometown: Elon, N.C.

Family: wife Pamela; son Corey; daughter Brianna

College Coaching Experience

28 years overall – Head Coach, Miami (2004-11); Head Coach Missouri (2011-14), first at Tulsa

Coaching Awards

- 2012 Associated Press National Coach of The Year
- 2012 USBWA National Coach of the Year
- 2012 Associated Press Big XII Coach of the Year
- 2005 NABC District 6 Coach of The Year
- 2005 and 2012 Naismith National Coach of the Year Finalist

Coaching Postseason Experience

- 17 Postseason Tournament Appearances
- Eight NCAA Tournament Appearances
- Three Sweet Sixteen Appearances
- One Elite Eight Appearance
- One Final Four Appearance
- 2012 Big-XII Tournament Championship
- Won 2000 NIT Championship
- Coached USA Basketball in 2009 World University Games

Prominent Pupils

LaMarcus Aldridge, Josh Howard, Rodney Rodgers, Daniel Gibson, PJ Tucker, Jerald Brown, Brad Buckman, Michael Williams, Rob Hite, Dequan Jones, Jack McClinton, and Jimmy Graham

advance to NCAA Tournament play with just one returning starter. During Missouri's NCAA Tournament run that year, the Tigers enjoyed its second undefeated season in Mizzou Arena history, going 17-0 at home with wins over a pair of nationally-ranked opponents, including No. 5 Florida.

Picked fourth in the 2011-12 Big 12 Conference preseason coaches' poll, Missouri won a school-record 14 league games, and finished second in the conference standings with a 14-4 mark. The Tigers won the school's final Big 12 Tournament Championship with a 3-0 run in Kansas City, before advancing to the NCAA Tournament.

In 2011-12, Haith received recognition in the form of numerous coaching accolades, including the prestigious Henry Iba National Coach of the Year honor, as well as the Associated Press National Coach of the Year. He was also named the Big 12 Coach of the Year and was the U.S. Basketball Writers Association District VI Coach of the Year. As a first-year coach, Haith guided his team to more regular season wins than any other Mizzou coach before him, and became the first Tiger head coach since 1920-21 to win his first 14 games.

During Haith's tenure, Missouri posted a 10-7 record against top-25 teams, including a 5-5 mark vs. schools ranked among the top-10 nationally. In his first of seven seasons at Miami, Haith guided the `Canes to seven ACC victories (despite being picked last) and qualified for postseason play in 2004-05. He was named a Naismith National Coach of the Year finalist and NABC District 6 Coach of the Year in 2005.

Miami returned to postseason play the following year (2005-06) as the Hurricanes won 18 games and advanced to the quarterfinals of the NIT, recording the program's first postseason wins since 2000. Over his final four seasons, Haith's Miami squad averaged 21 wins per season, with four consecutive postseason trips and had three of the school's six all-time 20-win ledgers. His Miami teams won six total games in the NCAA and National Invitation tournaments, including a memorable run to the second round of the Big Dance in 2008. The `Canes went 23-11 in Haith's fourth season, just one win shy of the school record and he was named a finalist for ACC Coach of the Year and the Skip Prosser Man of the Year honors.

During his time as a head coach, Haith's players were visible in the community, while he also saw an incredible 31-of-33 seniors walk across the stage to receive a diploma.


Haith paid his own way through Elon and graduated in 1988, while beginning his coaching career as a student assistant coach at the school in 1986. Haith helped the Phoenix twice win 20 games and earned the opportunity to coach at Wake Forest in the 1989-90 as a graduate assistant.

His first full-time coaching position on the Division I level came at UNC-Wilmington from 1990-92, and then went on to a three-year stop at Texas A&M from 1992-95, which included helping the Aggies reach postseason play in 1994.

A remarkable 21-win campaign during his one season at Penn State (1995-96) allowed the Nittany Lions to reach the NCAA Tournament for the first time in 31 years, and he returned to Texas A&M and the Big 12 Conference for one season as the Aggies' Associate Head Coach in 1996-97 before returning to Wake Forest in 1997-98. The Demon Deacons reached postseason play each of his four years in Winston-Salem, including winning the NIT Championship in 2000 and reaching NCAA Tournament play in 2001.

Haith parlayed that success at Wake Forest into an opportunity at the University of Texas. Under Rick Barnes, Haith was, at the time, a part of the winningest three-year stretch in Texas Basketball history. The Longhorns averaged better than 24 wins per season and never failed to reach the Sweet 16 of the NCAA Tournament. The Longhorns advanced to the Final Four in 2003 and Haith worked magic on the recruiting trail, ushering four McDonald's All-Americans to Austin, including Brad Buckman (2002), LaMarcus Aldridge (2004), Daniel Gibson (2004) and Michael Williams (2004). Texas' 2004 recruiting class was rated No. 2 nationally by Rivals.com, while Aldridge became the No. 2 overall draft pick by the Chicago Bulls in the 2006 NBA Draft.

Born in Queens, New York, Haith spent most of his childhood growing up in Burlington, North Carolina. He is one of 11 siblings. Haith and his wife Pam have two children: Corey, a junior at Tulsa, and Brianna.



INTRO

PLAYERS

STAFF

REVIEW

CONFERENCE

OPPONENTS

RECORDS

HISTORY

TOM ABATEMARCO

ASSISTANT BASKETBALL COACH

Dowling College '74 • FIRST YEAR

In his first season on The University of Tulsa coaching staff is 40-year veteran Tom Abatemarco (pronounced Ah-bait-ah-Marco). He came to Tulsa in April 2014 following one season as an assistant coach at Loyola-Marymount. His experience includes time on both the collegiate and professional levels that includes nine NCAA tournament appearances, five Elite Eight trips and an NCAA title



Previously, Abatemarco spent three years on the coaching staff at the University of Colorado, his second stint with the Buffaloes. In three seasons on Tad Boyle's staff at CU, the Buffaloes posted back-to-back 24-win seasons in 2010-11 and 2011-12, and a 21-win season in 2012-13. In the 2011-2012 campaign, Abatemarco helped CU earn its first NCAA Tournament appearance in nine years, upsetting No. 6 UNLV in the second round and advancing to the third round. At the inaugural Pac-12 Conference Championship, the Buffs became just the 10th team in the nation to win at least four games in four days to capture the tournament title.

Abatemarco was an essential part of Colorado's recruiting efforts during his tenure there, finding and eventually signing Andre Roberson for the Buffs. Roberson is currently playing with the NBA's Oklahoma City Thunder.

THE ABATEMARCO FILE

College Coaching Experience

40 years overall – Head Coach Lamar (1986-88); Head Coach, Drake (1988-90); Head Coach, Sacramento State (1996-00), first at Tulsa

Coaching Postseason Experience

- 1983 National Championship
- 11 NCAA Tournament Appearances
- Five Elite Eight Appearances
- Two Sweet Sixteen Appearances
- Three NIT Appearances, including NIT Final Four
- 1983 ACC Championship
- 2012 Pac-12 Championship
- 2005 Mountain West Conference Championship

Prominent Pupils

Jeff Ruland, Spud Webb, Dell Curry, Andre Roberson, Vinny Del Negro, Nate McMillan, Chucky Brown, Buck Williams, Adrian Branch, Kevin Williams, Dell Curry, Donnie Boyce, Adrian Caldwell

Before arriving in Boulder, Abatemarco served a brief stint with the Sacramento Kings as a player personnel and scouting coach. In addition, he spent seven years as a broadcaster with the Kings. Abatemarco also served as an assistant coach for the Reno Bighorns of the NBDL during its inaugural 2008-09 season.

He served as an assistant coach in the WNBA with the now-defunct Sacramento Monarchs from 2003-09. In six years with the Monarchs, he guided the team to the 2003 and 2004 WNBA Western Conference Finals, before winning a conference championship in 2005. The Monarchs reached the WNBA Finals again in 2006, falling in the championship series.

Before making the transition to the WNBA, Abatemarco spent the previous 30 years on various college campuses as an assistant or head coach.

In addition to his head coaching stints, Abatemarco's college coaching experience also includes time at Utah (2004-05) under the late-Rich Majerus and Rutgers (1994-97). He spent three seasons at CU under Jim Harrington from 1991-94. Abatemarco was an assistant coach at North Carolina State from 1982-86 when the Wolfpack won the 1983 NCAA Championship under the late-Jim Valvano. He has also been credited with discovering 5'6" point guard Spud Webb while coaching at NC State.

He also coached at Virginia Tech (1981-82), at Maryland under Lefty Driesell (1979-81), under Lou Carnesecca at St. John's (1978-79), Davidson (1977-78), Iona (1975-77) and the New York Institute of Technology (1974-75). As an assistant coach, Abatemarco enjoyed nine NCAA Tournament appearances, five Elite Eight appearances and a trio of NIT appearances.

Abatemarco was instrumental in recruiting and coaching a number of other collegiate stars that went on to professional careers, including Iona's Jeff Ruland, Nate McMillan, Vinny Del Negro and Chucky Brown of NC State, Maryland's Buck Williams and Adrian Branch, Kevin Williams of St. John's, Dell Curry of St. John's, Donnie Boyce of Colorado and Lamar's Adrian Caldwell

Abatemarco graduated from Dowling College in 1974 with a degree in Education. He has three daughters: Amy, Whitney and Tracy.



DENNIS FELTON

ASSISTANT BASKETBALL COACH

Howard '85 • FIRST YEAR

Dennis Felton joined the Tulsa men's basketball program in April of 2014.

Felton brings 24 years of collegiate coaching experience, including 11 years as a head coach at Western Kentucky and Georgia. His teams won seven conference championships in those 10 full seasons, and reached the postseason six times. The 2002 Sun Belt Conference Coach of the Year coached in four NCAA Tournaments and two NIT appearances.



He coached Georgia from 2003-09, leading the Bulldogs to the 2008 SEC Tournament Championship and a berth in the NCAA Tournament. As head coach of Western Kentucky from 1998-03, he led the Hilltoppers to six straight conference championships and three straight NCAA Tournament appearances from 2001-03. He compiled a 187-154 record in 11 years as a head coach.

Felton worked for the San Antonio Spurs from 2010-13 as the Director of Pro Player Personnel. Prior to that stint, he worked for the Phoenix Suns from 2009-10 as a college and pro scout.

In 2008, Georgia won the SEC Tournament title and advanced to the NCAA Tournament. With only eight healthy scholarship players, Georgia won four straight games in Atlanta, including three games in just more than 24 hours and two games in one afternoon.

In 2003 Felton became the first coach in Western Kentucky history to take three straight teams to the NCAA Tournament. In five seasons at WKU, he compiled a 100-54 overall record, including a 76-20 mark from 2001-03. The Hilltoppers won

THE FELTON FILE

College Coaching Experience

24 years overall – Head Coach, Western Kentucky (1998-03);
Head Coach, Georgia (2003-09), first at Tulsa

Coaching Postseason Experience

- 2003 NABC District Coach of the Year
- 2002 Sun Belt Conference Coach of the Year
- 2008 SEC Championship
- Six (2001-03) Sun Belt Regular Season and Tournament Championships
- 1994 Big East Championship
- 1992 NIT Final Four

Prominent Pupils

Greg Buckner, Austin Croshere, Harold Jamison, Travis Leslie, Chris Marcus, Dickie Simpkins, Michael Smith, Trey Thompkins, Damien Wilkins, Eric Williams, Rashad Wright



each of the Sun Belt regular season and tournament championships from 2001-03 to qualify for the NCAA Tournament. Felton started his tenure at WKU as the youngest head coach in school history, and left as the third winningest coach in Sun Belt Conference history.

Before he became a head coach, Felton climbed the collegiate ladder in a series of assistant jobs. He began at the University of Delaware for four seasons (1986-90) before one season each at Tulane and St. Joseph's. From 1992-98 he served as an assistant coach under Rick Barnes – two at Providence (1992-94) and four at Clemson (1994-98). The six teams that Barnes and Felton coached together all posted winning seasons, including three 20-win campaigns, all played in the postseason (four NCAA berths, two in the NIT) and went 114-71, averaging 19 wins per year.

In 2001 Felton served as a court coach during the USA Basketball National Team trials. In '03, he served as an assistant coach for the American team at the Junior World Championships in Thessaloniki, Greece, that won 12 of its 13 contests, including a 7-1 mark in the World tournament. In the spring of 2005, Felton was named as an assistant coach for the U.S. team at the Under 21 World Championships in Argentina, where the team finished 7-1 at that tournament as well.

Felton got his start in the coaching profession as an assistant at Oxon Hill (Md.) High School in 1984. He then became an assistant coach at Charles County Community College (now the College of Southern Maryland) in LaPlata, Md., for one season (1985-86) before moving on to Delaware.

His father's career in the U.S. Air Force provided Felton an adventurous early childhood. Born in Tokyo, he spent his early years living in and visiting a variety of locales around the world. His family eventually moved to Clinton, Md., a suburb of Washington, D.C.

A star athlete at Surrattsville (Md.) High School in Clinton, Md., Felton played at Prince George's Community College in Largo, Md.. He completed his athletic and academic careers at Howard University, where he was a Mid-Eastern Athletic Conference All-Academic selection. He is a cum laude graduate of Howard (1985) with a degree in radio/television and film production.

Felton and his wife, Melanie, have two sons: 20-year-old Jazz and 17-year-old Nile.

INTRO

PLAYERS

STAFF

REVIEW

AMERICAN ATHLETIC
CONFERENCE

OPPONENTS

RECORDS

HISTORY

DAVE LEITAO

ASSISTANT BASKETBALL COACH

Northeastern '83 • FIRST YEAR

Dave Leitao (pronounced Lay-Toe) joined the Tulsa men's basketball coaching staff in April of 2014. He spent the previous two years as an assistant coach at Missouri with Frank Haith.

At Missouri, Leitao assisted with both the guards and the forwards, helping the Tigers rank among the national leaders in both offensive efficiency and rebounding. Leitao provided a veteran presence on the bench as Missouri topped 20 wins for the sixth consecutive year in 2013-14 and in the 2012-13 campaign returned to NCAA Tournament play despite having just one returning player from the previous NCAA tournament season. During his tenure, Missouri made one trip to the NCAA Tournament and one NIT appearance. Leitao was a conference championship head coach during stops at DePaul and Virginia.

Among his many accomplishments on the hardwood are league titles at DePaul (2004) and Virginia (2007), as well as 22 career postseason appearances, including 13 NCAA Tournaments. His championship pedigree includes the 1999 National Championship at the University of Connecticut, where he served as the Associate Head Coach under Basketball Hall of Famer Jim Calhoun. Leitao played collegiately under Calhoun at Northeastern University. Leitao began his coaching career as a full-time assistant under Calhoun at his alma mater in 1984, helping Northeastern to two NCAA berths and a combined 48-14 record. The pair then moved to the University of Connecticut where the team grew from a 9-19 mark in year one (1986-87) to making seven consecutive postseason trips -- four NCAA Tournaments, two NCAA Sweet 16's and an NCAA Elite Eight.



Leitao earned his first head coaching position at Northeastern from 1994-96 where he won 18 games as a first-year head coach. He then returned to UConn as Associate Head Coach in 1996, where the Huskies made six more postseason trips highlighted by the 1999 NCAA Championship season.

At UConn, Leitao assisted in the recruitment of several future NBA performers including the likes of Ray Allen, Richard Hamilton, Emeka Okafor, Donyell Marshall, Clifford Robinson, Jake Voskuhl, Travis Knight, Scott Burrell, Caron Butler, Khalid El-Amin, Tate George, Donny Marshall and Kevin Ollie.

Following a 2001-02 campaign in which the Huskies went 27-6, Leitao returned to the sidelines as a head coach at DePaul. The Blue Demons posted a 58-34 record in his three years in Chicago and advanced to three consecutive postseasons. His 2004 squad shared the Conference USA title and qualified for the NCAA Tournament, while his 2005 Blue Demons reached the NIT second round.

In Leitao's first season, the Blue Demons were one of college basketball's most improved clubs going from a 9-19 mark (2-12 in C-USA) the year before his arrival to 16-13 (8-8 C-USA) in his first season. Leitao's league crown and NCAA berth at DePaul remain the most recent in that program's history.

Leitao then took over the head coaching duties at Virginia in 2005-06 and led the program to three postseason trips, including the league title in 2007. That 2007 Cavaliers squad was pegged eighth in the ACC preseason poll, but shared the conference title with North Carolina and recorded the most league wins (11) since 1994-95. That team also topped Albany in the first round of the NCAA Tournament, marking Virginia's first NCAA appearance since 2001 and first NCAA win since 1995. Leitao was named the 2007 ACC Coach of the Year for the team's accomplishments.

Leitao has used an attention to detail and defensive mindset as a catalyst for success at each stop. Virginia led the ACC (for league games) in field goal percentage defense (.408) in 2007 and consistently ranked among the league's better rebounding clubs.

Leitao earned his degree from Northeastern in 1982. He and his wife, Joyce, have three sons: David, Reese and Tyson.

THE LEITAO FILE

College Coaching Experience

29 years – Head Coach, Northeastern (1994-96); Head Coach DePaul (2002-05); Head Coach Virginia (2005-09), first at Tulsa

Coaching Postseason Experience

- 1999 NCAA Championship
- 2007 ACC Coach of the Year
- NABC District 5 Coach of the Year
- 2007 ACC Championship
- 2004 Conference USA Championship
- 13 NCAA Tournament Appearances
- 1999 NCAA Final Four Appearance
- 1999 NCAA Elite Eight Appearance
- Two NCAA Sweet Sixteen Appearances

Prominent Pupils

Ray Allen, Richard Hamilton, Emeka Okafor, Donyell Marshall, Cliff Robinson, Jake Voskuhl, Travis Knight, Scott Burrell, Caron Butler, Khalid El-Amin, Tate George, Donny Marshall and Kevin Ollie

BRETT BURMAN

DIRECTOR OF BASKETBALL OPERATIONS

Wisconsin '09 • FIRST YEAR

Brett Burman is in his first season as Director of Basketball Operations with The University of Tulsa.



A Miami native and graduate of the University of Wisconsin, Burman spent the last two years with the Detroit Pistons' video department. He was a video assistant and then an assistant video coordinator with the Pistons. He logged film of opponents and constructed video scouting reports, assisted on the court with player development, and scouted with the NBA D-League affiliate, the Fort Wayne Mad Ants.

Burman served as the basketball video coordinator at Hofstra during the 2011-12 season, coordinating film breakdown and scouting reports, and preparing scouting videos for opponents. He also facilitated film exchange and self-scouting, and assisted the coaching staff with recruiting, budget and travel planning.

From 2009-11, Burman was a graduate assistant at the University of Miami, working for those two years under Haith. He was responsible for video editing and opponent scouting, as well as the offseason player development program. He assisted with basketball operations, including travel, budget and academics.

Burman also spent two summers (2007-08) at the Abunassar Impact Basketball Camp, in Las Vegas, teaching basketball skills to players of all ages as well as working with college players during NBA pre-draft workouts. He assisted with player development, pre-draft training, daily operations, travel and scheduling.

Burman received his bachelor's degree in communication from the University of Wisconsin in 2009.

SHEA SEALS

DIRECTOR OF PLAYER DEVELOPMENT/ TEAM MANAGER

Tulsa '97 • THIRD YEAR

Former Tulsa All-American Shea Seals was named the Director of Student-Athlete Development/Team Manager for basketball at his alma mater in May 2012.



Before returning to Tulsa, Seals spent the previous seven years coaching high school basketball in the city of Tulsa, compiling an overall 130-45 record. He was the head basketball coach for five seasons at Booker T. Washington High School. In his tenure, Seals' teams posted a 102-22 record, won state championships in 2010 and 2011, finished as the state runner-up in 2008 and state semifinalist in 2009.

Previously, Seals coached for three seasons at his alma mater, Tulsa McLain High School. He spent the 2004-05 season as an assistant coach and took over as head coach a year later. Seals led McLain to a two-year mark of 28-23 and a state quarterfinals appearance in 2006.

Before entering the coaching profession, Seals spent seven years in professional basketball. He began his career with the Los Angeles Lakers in 1997-98 before suffering an ACL injury in the summer after his rookie season. He played six years in Europe and Asia and one season in the NBDL.

Before deciding to stay in his hometown to play collegiately for the Golden Hurricane, Seals averaged 24.4 points, 8.0 rebounds and was named the 1993 Oklahoma High School Player of the Year as a prep senior at McLain High School.

As a freshman in 1993-94, Seals was selected as the Missouri Valley Conference's Most Outstanding Freshman and Newcomer of the Year and also earned Freshman All-America accolades by Basketball Times and Basketball Weekly. He scored 16.8 points and grabbed 6.5 rebounds as a true freshman. Seals went on to become the school's all-time scoring leader with 2,288 points, a mark that still stands today, and also completed his career on the Tulsa charts for rebounds (777), assists (388) and steals (222).

During Seals' TU career, Tulsa compiled an overall 93-34 record, made four consecutive NCAA Tournament appearances, including two trips to the "Sweet Sixteen", won two MVC regular season championships and one MVC Tournament title. In 1994, Seals led Tulsa to the school's first-ever "Sweet Sixteen" with wins over UCLA and Oklahoma State, and duplicated the feat a year later with victories over Illinois and Old Dominion.

Seals earned first-team all-conference honors three times – twice in the MVC and as a senior in the Western Athletic Conference. He received third-team Associated Press All-America merits as a senior and had his No. 21 jersey retired in his final home game of the 1996-97 campaign.

Seals earned his bachelor's degree in social studies in 1997 from The University of Tulsa. He and his wife, Rosa, have four children: sons Jeval, Shea Ari, Shemar and daughter Viola.

INTRO

PLAYERS

STAFF

REVIEW

AMERICAN ATHLETIC
CONFERENCE

OPPONENTS

RECORDS

HISTORY



TODOR PANDOV

DIRECTOR OF ATHLETIC PERFORMANCE FOR BASKETBALL

Western Kentucky '03 · FIRST YEAR

Todor Pandov (pronounced Tuh-Door Pan-dov) was named the Director of Athletic Performance for the Tulsa men's basketball program in April 2014.

Pandov, a native of Bulgaria, carries 10 seasons of assisting at the collegiate level and four years of NCAA Division I playing experience.

Pandov has been a key part of several postseason and championship teams during his career. As a player, he was a member of three Sun Belt Conference regular-season championship squads as the Hilltoppers won three Sun Belt postseason titles to earn trips to the NCAA Tournament.

Pandov has helped teams earn NCAA berths at each stop of his professional career. While assisting at Texas, the club advanced to the Elite Eight, and teams at Miami and Western Kentucky each made the second round of the Big Dance. While at Missouri, the Tigers reached the NCAA Tournament twice.

He spent two stints with Haith at Miami. Pandov served as a graduate assistant on the Hurricanes' 2007-08 NCAA Tournament team. He also served as a volunteer assistant strength and conditioning coach at Texas in 2005-06.

Prior to his time in coaching, Pandov played professionally in 2004-05 for Eiffel Towers in Holland, earning all-star honors.

Pandov earned his bachelor's degree from Western Kentucky in 2003. He and his wife, Kimberly, have two sons: Mason and Jaden.



TOBY LANE

VIDEO COORDINATOR

Wichita State '93 · FIRST YEAR

Toby Lane comes to Tulsa after 18 years of college basketball and 9 years of high-major basketball experience assisting many successful basketball teams. He has been part of four conference titles, including Big 12 Tournament Championships at Oklahoma in 2003 and Missouri in 2012.

Lane has assisted teams with 5 NCAA Tournament appearances, including an NCAA Elite Eight at Oklahoma in 2003, and 4 NIT appearances.

Lane spent the last three years as Basketball Operations at Missouri, where he was responsible for program administration, video scouting, daily scheduling, and assisting with game and practice preparation. He served as Associate Director of Basketball Operations at Miami from 2007-11, where he was responsible for video operations produced scouting, motivational, and in-game video, and also coordinating basketball camps.

Lane served as assistant basketball coach at Southeast Missouri State University from 2004-07. He was video coordinator at the University of Oklahoma from 2002-04, and was assistant strength and conditioning coach at Long Beach State from 2001-02.

He served as a graduate assistant, assistant basketball coach, and kinesiology instructor during his time at the University of Central Oklahoma from 1997-2001 and was assistant basketball coach at Neosho County Community College from 1996-97. Lane was the head boys basketball coach at Goessel High School in Goessel, Kan. from 1993-96.

Lane received his bachelor's degree in secondary mathematics education from Wichita State in 1993. He earned his master's degree in general education from Central Oklahoma in 1993. He and his wife, Carla, reside in Tulsa.



BABA DIALLO

GRADUATE MANAGER

Baker '13 - SECOND YEAR

with the 2013-14 season.

Diallo came to Tulsa after graduating from Baker University in Baldwin City, Kan., in May 2013 with a bachelor's degree in exercise science. He played basketball for two seasons at Baker from 2011-13. Before that, Diallo played for a season at Centenary College in Shreveport, La, in 2010-11.

Diallo is pursuing his master's degree in math and science education at Tulsa. Diallo, whose given name is Abdourahmane, is a native of Dakar, Senegal, and is fluent in French. He resides in Tulsa.



RICKY BOLTON

ASSISTANT STRENGTH AND CONDITIONING COORDINATOR

Winston-Salem State '11 - FIRST YEAR

Ricky Bolton is in his first season as an assistant strength and conditioning coordinator for the Tulsa men's basketball program.

Bolton spent the last three years as a graduate assistant at the University of Missouri. While he was at Missouri, the Tigers won the 2012 Big XII Tournament Championship, played in three NCAA Tournaments and one NIT postseason tournament.

A native of Burlington, N.C., Bolton played basketball for four years at Winston-Salem State University. He was part of the first basketball recruiting class to play at the Division I level at WSSU.

Bolton graduated from Winston-Salem State in 2011 with a bachelor's degree in sport management. He earned his master's degrees in counseling psychology and positive coaching from Missouri in 2014.



WILL MARTIN

GRADUATE MANAGER

Kentucky '12 - SECOND YEAR

Will Martin joined the Tulsa men's basketball program as a graduate manager/video coordinator beginning with the 2013-14 season.

Martin received his degree in communication and leadership development with a minor in philosophy in 2012 from the University of Kentucky.

He served as a student manager for the Kentucky basketball team for four years while in college, working for head coaches Billy Gillispie and John Calipari. He served as head manager during Kentucky's 2011-12 national championship season. Following graduation, he spent a year assisting in on-court personal training and daily activities for the New Orleans Hornets' Anthony Davis.

Martin is pursuing his master's degree in education, and serves as a senator in the Graduate School. Martin resides in Tulsa.



BEN ANDERSON

BASKETBALL ATHLETIC TRAINER

Kansas '09 - SECOND YEAR

Ben Anderson was named as an assistant athletic trainer at The University of Tulsa in November 2013, as his main sport responsibility is men's basketball.

Anderson came to Tulsa from FIU, where he spent one season as the men's basketball trainer. Before that, he was an assistant athletic trainer in charge of men's soccer at Northeastern Oklahoma State University.

Before that, Anderson was a graduate assistant trainer for two years at the University of Kansas, while earning his master's degree in exercise science. Previously, Anderson spent four years as a student athletic trainer at KU, working with the sports of women's soccer, men's and women's basketball, softball and baseball.

Anderson earned his bachelor's degree in athletic training from Kansas in May 2009.



INTRO

PLAYERS

STAFF

REVIEW

AMERICAN ATHLETIC
CONFERENCE

OPPONENTS

RECORDS

HISTORY



DR. STEADMAN UPHAM

PRESIDENT

Steadman Upham currently serves as the 19th president of The University of Tulsa, first arriving at TU in 2004. Prior to coming to Tulsa, he served as president and chief executive officer of Claremont Graduate University, a research university and a member of the Oxford-style consortium known as The Claremont Colleges in Claremont, California.



Upham received his Ph.D. degree in anthropology in 1980 from Arizona State University. In 1981, he joined New Mexico State University where he was chief archaeologist and assistant professor of archaeology. He achieved the rank of tenured professor of archaeology in 1989.

Before leaving New Mexico State in 1990, he served as the faculty affiliate, Center for Social Research (1985–90); curator of Archaeology, University Museum (1984–90); and associate dean of the Graduate School (1987–90). From 1990 to 1998, Upham served as vice provost for research and dean of the Gradu-

ate School and professor of anthropology at the University of Oregon.

Upham is a widely published archaeologist, having written or edited 10 books and more than 75 book chapters and journal articles. In 2001, he received the Academy Gold Medal of Honor by the Academy of Transdisciplinary Learning and Advance Studies. He was named to the Graduate College Hall of Fame by Arizona State University and named an ASU Distinguished Alumnus in 1998.

The University of Oregon presented Upham its Martin Luther King, Jr. Award and Director's Award for Service and Achievement in 1998. His teaching skills were recognized by New Mexico State University, which presented him the Donald C. Roush Award for Excellence in Teaching in 1987, and a year later named him a Master Teacher.

Upham's extensive professional service and accomplishments have included commissioner of the Western Association of Schools and Colleges; chairman, Board of Directors of the Council of Graduate Schools; president, National Physical Science Consortium; director,

The American Mutual Funds; director, St. Francis Health System; director, Tulsa Chamber of Commerce; director, American Council on Education; director, National Collegiate Athletic Association, and member, Fund for the Improvement of Postsecondary Education National Board.

In October 2014, Upham was being honored by the Oklahoma Center for Community and Justice. OCCJ is dedicated to eliminating bias, bigotry, and racism in our state and promoting understanding and respect among all races, religions, and cultures through advocacy, dialogue, and education.

During the past decade, TU has achieved a remarkable transformation. It is ranked No. 86 among all U.S. doctoral universities by *U.S. News and World Report* and among the top 100 law schools and top 100 graduate business programs.

During the past decade, TU has added more than 1 million square feet of usable space, including student apartments and activity centers, academic and administrative buildings, and athletic facilities, among others.

The university's seven-year Embrace the Future campaign raised more than \$698 million. Thanks to the campaign, TU created: \$119 million in scholarship endowments, 1,182 new awards, \$87 million in faculty endowments and 47 new endowed positions.



DR. DERRICK GRAGG

VICE PRESIDENT AND DIRECTOR OF ATHLETICS

Dr. Derrick Gragg enters his second year as The University of Tulsa's Vice President and Director of Athletics. He was appointed to the position on March 20, 2013, and began his tenure with the Golden Hurricane 39 days later.



In his brief tenure, Gragg has overseen Tulsa's transition into the American Athletic Conference and has administered the development and in his second year will coordinate the implementation of the athletic department's Strategic Plan. He also hired new head coaches in the sports of men's basketball, women's golf and volleyball.

Under Gragg's leadership, Tulsa teams won seven Conference USA Championships in 2013-14 and eight teams participated in NCAA postseason competition. More than 200 student-athletes were named to the Commissioners Honor Roll and a league-best 63 recipients earned the C-USA Academic Medalist honor, awarded to student-athletes with a cumulative 3.75 GPA or better, during Gragg's first year at Tulsa. Six student-athletes earned All-America accolades, while two were selected as Capital One Academic All-Americans.

As Tulsa enters its first season of membership in the American Athletic Conference, Gragg serves on the league's Athletic Directors Council.

Before coming to Tulsa, Gragg spent seven years as the Director of Athletics at Eastern Michigan University, where he was responsible for an intercollegiate athletic program with 21 teams, 550 student-athletes and 80 staff members. Gragg's experience covers 20 years in progressively advanced roles at the universities of Arkansas, Michigan, Missouri and Vanderbilt.

"We are extremely pleased to announce that Dr. Derrick Gragg will be joining TU as our new director of athletics. Our search committee was presented with an impressive field of applicants for this position, and Derrick stood out as an exceptional candidate," said TU President Steadman Upham when announcing Gragg's appointment. "Derrick's history of integrity and excellence is well-suited to keep our university and its athletic program moving forward. He will be an enthusiastic and dedicated leader for Golden Hurricane student-athletes and their coaches."

"My family and I are tremendously excited to be part of The University of Tulsa. This is a wonderful opportunity to lead a program of this caliber," Gragg said at the introductory news conference. "The university's combination of academic and athletic success dovetails

perfectly with my own personal and professional core values. We are eager to become an integral part the Tulsa community and the TU family."

Under Gragg's leadership, Eastern Michigan enjoyed successful campaigns not only on the field, but also in the classroom. EMU athletic teams accumulated 22 Mid-American Conference (MAC) championships in that time. Meanwhile, Eastern Michigan's student-athlete graduation rate exceeded the general student body graduation rate by 20%. Impressively the EMU student-athletes posted the highest cumulative grade point average in history four consecutive semesters during Gragg's tenure.

Eastern Michigan also saw its athletic fundraising levels reach new heights with four of the top five funding years occurring under Gragg's tenure as athletic director. Additionally, Gragg spearheaded the construction of EMU's \$3.9 million multipurpose indoor athletic practice facility and was nationally recognized for his leadership, earning the Black Coaches & Administrators (BCA) Administrator of the Year Award in 2008-09.

Gragg spent six years at the University of Arkansas before his appointment at Eastern Michigan. He joined Arkansas in 2000 as an associate athletic director and was promoted to senior associate athletic director in 2003 and then to deputy athletic director. In his tenure at Arkansas, Gragg was involved in various areas including: athletic administration, sport program oversight, marketing, sports information, recruitment, budgeting, student-athlete support, compliance, facilities and game management, fund-raising and research.

Before that, Gragg spent three years as assistant athletic director for compliance at Michigan beginning his tenure in 1997. Previously, he was the director of compliance and operations at Missouri from 1995-97. During his two

years in Columbia, he was the game event manager for 10 Olympic sports programs and chairman of the Big 12 Compliance Coordinators Group during his last year as compliance coordinator at the university.

Gragg began his career in athletic administration at his alma mater, Vanderbilt, where he served from 1993 to 1995 as an academic counselor before adding the title of director of student life in his final year.


During his career, Gragg has published several articles and editorials on intercollegiate athletics as well as a nationwide study on sports-related gambling. He has been a presenter and panelist at events such as the NCAA Future Coaches Academy, Champions for Athletic Directors and Football Coaches, Emerging Administrators Academy Professional Development Conference and the NCAA Annual Convention. Gragg also authorized two Title IX studies while demonstrating continual improvement in Title IX compliance and gender equity issues.

He is a former member of the NCAA's Minority Opportunities & Interests Committee, having served as co-chair of the committee in 2004-05. Gragg recently served as a member of the NCAA's Legislative Council and is currently a member of the NACDA Division I-A Athletic Directors Scholarship Ad Hoc Steering Committee.


A former collegiate wide receiver, Gragg lettered four years at Vanderbilt while earning his bachelor's degree in human development in 1992. He earned his master's degree in sports administration from Wayne State University in 1999. Gragg received his doctorate in higher education administration from the University of Arkansas in May of 2004 and also taught several college courses during his tenure there as an athletic administrator.

A native of Huntsville, Ala., Gragg was inducted into the Huntsville-Madison County (Ala.) Athletic Hall of Fame in 2010. He is a member of the National Association of Collegiate Directors of Athletics (NACDA) and the Black Coaches and Administrators (BCA).

Gragg, 44 (11-19-69), and his wife, Sanya, have four children: daughters DeSha and Saniyah and sons Avery and Phillip-Raymond.



NOTES



REVIEW

INSIDE

2013-14 Statistics	34
Game Results	35
Miscellaneous Statistics	36
Game-by-Game Highs	37
Individual Points, Rebounds, Assists	38
Tulsa / Opponent Player Game Highs	39
Tulsa and Opponent Highs/Lows	40-41
Game-by-Game Statistics	42-43
Game Box Scores	44-52

Tulsa won the 2013-14 Conference USA regular season and tournament championships, in its final season as a member of the league. The Golden Hurricane earned its first bid to the NCAA Tournament since 2003, and 15th overall. Tulsa played UCLA in the Second Round at Viejas Arena in San Diego.

2013-14 TULSA BASKETBALL STATISTICS - ALL GAMES

Player	GP-GS	—TOTAL—					—3-PTS—		—REBOUNDS—												
		Min-Avg	FG-FGA	Pct	3FG-FGA	Pct	FT-FTA	Pct	Off	Def	Tot	Avg	PF	FO	A	TO	Blk	Stl	Pts	Avg	
01 SMITH, Rashad	28-24	698	24.9	128-235	.545	1-5	.200	79-141	.560	53	84	137	4.9	73	4	31	38	24	20	336	12.0
11 HARRISON, Shaquille	34-34	1026	30.2	104-233	.446	8-30	.267	109-160	.681	25	106	131	3.9	76	0	110	78	8	61	325	9.6
02 SWILLING, Pat	20-0	452	22.6	59-159	.371	37-111	.333	16-26	.615	3	36	39	2.0	34	1	24	25	2	11	171	8.6
40 WRIGHT, D'Andre	34-21	583	17.1	86-188	.457	6-16	.375	75-108	.694	52	82	134	3.9	103	4	15	48	18	10	253	7.4
03 RAY, Rashad	34-0	716	21.1	77-160	.481	10-35	.286	67-91	.736	8	65	73	2.1	68	2	85	40	1	34	231	6.8
12 EVANS, Lew	34-22	699	20.6	63-183	.344	29-112	.259	25-43	.581	33	107	140	4.1	112	4	21	38	5	11	180	5.3
05 PEETE, Tim	34-33	757	22.3	62-139	.446	17-53	.321	39-55	.709	24	88	112	3.3	51	1	58	41	5	36	180	5.3
44 SWANNEGAN, Brandon	34-0	452	13.3	53-108	.491	0-0	.000	31-57	.544	44	59	103	3.0	93	5	8	23	52	6	137	4.0
23 REPICHOWSKI, Stevie	27-0	197	7.3	26-78	.333	23-64	.359	15-19	.789	5	5	10	0.4	17	0	4	4	2	5	90	3.3
15 CURTIS, Marquel	9-1	121	13.4	12-37	.324	0-7	.000	5-11	.455	9	13	22	2.4	12	0	9	3	2	4	29	3.2
22 WOOD, Nick	9-0	12	1.3	1-3	.333	1-2	.500	3-3	1.000	1	0	1	0.1	1	0	0	1	0	0	6	0.7
00 HUNTER, Barrett	10-1	18	1.8	1-4	.250	0-0	.000	1-2	.500	0	1	1	0.1	0	0	2	2	0	2	3	0.3
14 EDOGI, TK	13-0	17	1.3	1-2	.500	0-0	.000	0-0	.000	1	6	7	0.5	7	0	0	3	2	0	2	0.2
04 KEMMER, Riley	2-0	1	0.5	0-0	.000	0-0	.000	0-0	.000	0	1	1	0.5	0	0	0	0	0	0	0	0.0
TEAM										57	62	119	3.5	2		4				0	
Total	34	6850		835-1899	.440	197-603	.327	604-894	.676	368	863	1231	36.2	725	23	427	394	127	232	2471	72.7
Opponents	34	6850		741-1830	.405	218-620	.352	599-869	.689	363	851	1214	35.7	726	30	372	478	109	200	2299	67.6

SCORE BY PERIODS:	1st	2nd	OT	TOTAL
Tulsa	1142	1311	18	2471
Opponents	1009	1270	20	2299

DEADBALL REBOUNDS:	OFF	DEF	TOTAL
Tulsa	127	4	131
Opponents	130	7	137

ATTENDANCE SUMMARY	GAMES	TOTALS	AVG/GAME
HOME	14	63389	4528
AWAY	13	80589	6199
NEUTRAL	7	37906	5415
TOTAL	34	181884	5350

2013-14 TULSA BASKETBALL STATISTICS - C-USA GAMES

Player	GP-GS	—TOTAL—					—3-PTS—		—REBOUNDS—												
		Min-Avg	FG-FGA	Pct	3FG-FGA	Pct	FT-FTA	Pct	Off	Def	Tot	Avg	PF	FO	A	TO	Blk	Stl	Pts	Avg	
10 WOODARD, James	16-16	525	32.8	76-172	.442	22-73	.301	71-87	.816	29	68	97	6.1	25	1	28	22	2	15	245	15.3
01 SMITH, Rashad	10-6	210	21.0	45-75	.600	1-1	1.000	25-46	.543	17	27	44	4.4	16	0	5	17	7	8	116	11.6
11 HARRISON, Shaquille	16-16	489	30.6	54-111	.486	5-15	.333	56-78	.718	17	56	73	4.6	34	0	57	39	3	31	169	10.6
02 SWILLING, Pat	6-0	139	23.2	19-49	.388	11-35	.314	4-6	.667	1	8	9	1.5	8	0	8	4	1	4	53	8.8
03 RAY, Rashad	16-0	363	22.7	47-88	.534	6-18	.333	37-45	.822	4	38	42	2.6	35	1	40	21	0	16	137	8.6
40 WRIGHT, D'Andre	16-16	304	19.0	41-89	.461	2-6	.333	35-55	.636	24	41	65	4.1	52	2	11	23	11	5	119	7.4
05 PEETE, Tim	16-16	425	26.6	32-78	.410	9-30	.300	26-35	.743	17	49	66	4.1	28	1	35	23	3	24	99	6.2
44 SWANNEGAN, Brandon	16-0	266	16.6	37-76	.487	0-0	.000	21-39	.538	26	34	60	3.8	50	4	2	10	37	3	95	5.9
12 EVANS, Lew	16-9	369	23.1	32-95	.337	15-61	.246	12-17	.706	15	59	74	4.6	52	3	11	21	0	5	91	5.7
23 REPICHOWSKI, Stevie	15-0	126	8.4	16-49	.327	13-40	.325	12-12	1.000	4	4	8	0.5	8	0	2	3	0	3	57	3.8
22 WOOD, Nick	5-0	9	1.8	0-1	.000	0-1	.000	3-3	1.000	1	0	1	0.2	0	0	1	0	0	0	3	0.6
00 HUNTER, Barrett	6-1	14	2.3	0-3	.000	0-0	.000	1-2	.500	0	1	1	0.2	0	0	1	2	0	2	1	0.2
14 EDOGI, TK	8-0	11	1.4	0-1	.000	0-0	.000	0-0	.000	0	6	6	0.8	5	0	0	3	1	0	0	0.0
TEAM										27	38	65	4.1	0		2				0	
Total	16	3250		399-887	.450	84-280	.300	303-425	.713	182	429	611	38.2	313	12	200	191	65	116	1185	74.1
Opponents	16	3250		335-868	.386	89-279	.319	243-361	.673	166	378	544	34.0	340	13	156	238	55	98	1002	62.6



2013-14 TULSA RESULTS AND SEASON LEADERS

RECORD:	OVERALL	HOME	AWAY	NEUTRAL
ALL GAMES	(21-13)	(11-3)	(6-7)	(4-3)
CONFERENCE	(13-3)	(7-1)	(6-2)	(0-0)
NON-CONFERENCE	(8-10)	(4-2)	(0-5)	(4-3)

DATE	TIME	OPPONENT	SCORE	ATTEND	HIGH POINTS	HIGH REBOUNDS
11/10/13	5:05 p.m.	ORAL ROBERTS	68-74 L	6160	(19)SMITH, Rashad	(7)WOODARD, James
11/16/13	7:05 p.m.	at Missouri State	93-96 L	6236	(21)HARRISON, Shaquille	(7)WOODARD, James
11/20/13	7:05 p.m.	WICHITA STATE	54-77 L	5446	(12)SWILLING, Pat	(9)WOODARD, James
11/23/13	2:32 p.m.	at Creighton	72-82 L	18078	(21)SMITH, Rashad	(6)WOODARD, James
11/27/13	7:30 p.m.	! vs Indiana State	W 63-62	3922	(24)WOODARD, James	(9)EVANS, Lew
11/29/13	5:30 p.m.	! vs TCU	65-72 L	3940	(13)WOODARD, James	(9)CURTIS, Marquel
11/30/13	6:00 p.m.	! vs Green Bay	59-67 L	4107	(15)SMITH, Rashad	(10)SMITH, Rashad
12/04/13	7:05 p.m.	TEXAS SOUTHERN	W 98-71	3806	(25)WOODARD, James	(11)SMITH, Rashad
12/10/13	7:05 p.m.	UALR	W 78-64	3780	(19)WOODARD, James	(6)SMITH, Rashad
12/14/13	4:05 p.m.	at Oklahoma	91-101 L	10763	(19)WOODARD, James	(6)WOODARD, James
12/18/13	7:05 p.m.	GRAND CANYON	W 66-65	4191	(15)SMITH, Rashad	(9)SMITH, Rashad
12/21/13	11:00 a.m.	at TCU	58-70 L	4066	(15)WOODARD, James	(11)WOODARD, James
12/29/13	7:00 p.m.	at Maryland	74-85 L	10251	(25)WOODARD, James	(11)WRIGHT, D'Andre
01/04/14	12:05 p.m.	CAL STATE FULLERTON	W 73-57	4214	(12)SMITH, Rashad	(5)SMITH, Rashad
01/09/14	8:05 p.m.	* TULANE	W 97-71	3910	(23)HARRISON, Shaquille	(8)WRIGHT, D'Andre
01/12/14	12:02 p.m.	* SOUTHERN MISS	W 75-71	4221	(18)WOODARD, James	(9)WRIGHT, D'Andre
01/16/14	7:00 p.m.	* at Charlotte	86-90 Lot	5043	(26)HARRISON, Shaquille	(11)EVANS, Lew
01/18/14	12:05 p.m.	* at Marshall	W 69-52	4637	(17)WOODARD, James	(7)WOODARD, James
01/23/14	8:02 p.m.	* MIDDLE TENNESSEE	W 58-53	4179	(16)WOODARD, James	(11)EVANS, Lew
01/25/14	3:05 p.m.	* UAB	63-70 L	4827	(12)WOODARD, James	(8)WOODARD, James
02/01/14	3:05 p.m.	* NORTH TEXAS	W 94-63	4425	(18)WRIGHT, D'Andre	(8)WOODARD, James
02/06/14	8:00 p.m.	* at Louisiana Tech	61-66 L	4935	(14)HARRISON, Shaquille	(8)WOODARD, James
02/08/14	3:05 p.m.	* at Rice	W 66-56	1757	(18)SMITH, Rashad	(7)WOODARD, James
					(7)SMITH, Rashad	
02/13/14	7:05 p.m.	* EAST CAROLINA	W 76-58	4194	(21)WOODARD, James	(7)WOODARD, James
02/15/14	3:05 p.m.	* OLD DOMINION	W 76-37	4609	(14)WOODARD, James	(6)SWANNEGAN, Brandon
02/20/14	7:00 p.m.	* at FAU	W 71-52	1101	(20)SMITH, Rashad	(8)SMITH, Rashad
02/22/14	2:00 p.m.	* at FIU	W 77-65	862	(17)HARRISON, Shaquille	(9)SMITH, Rashad
						(9)SWANNEGAN, Brandon
02/27/14	7:05 p.m.	* at UTEP	W 65-60	11019	(15)HARRISON, Shaquille	(9)WRIGHT, D'Andre
03/02/14	3:05 p.m.	* UTSA	Wot 72-70	5427	(19)WOODARD, James	(7)WOODARD, James
						(7)HARRISON, Shaquille
						(7)WRIGHT, D'Andre
03/06/14	7:00 p.m.	* at North Texas	W 79-68	1841	(18)RAY, Rashad	(8)HARRISON, Shaquille
					(18)WOODARD, James	(8)WOODARD, James
03/13/14	12:00 p.m.	\$ vs Tulane	W 70-49		(24)WOODARD, James	(7)SMITH, Rashad
03/14/14	2:00 p.m.	\$ vs Middle Tennessee	W 76-69	5611	(19)WOODARD, James	(5)EVANS, Lew
					(5)WRIGHT, D'Andre	
					(5)SMITH, Rashad	
03/15/14	9:00 a.m.	\$ vs Louisiana Tech	W 69-60	4870	(27)WOODARD, James	(8)HARRISON, Shaquille
3/21/14	7:30 p.m.	# vs UCLA	59-76 L	11488	(18)WRIGHT, D'Andre	(9)WOODARD, James

! = 2013 Carrs/Safeway Great Alaska Shootout
 * = Conference game
 \$ = Conference USA Championship
 # = NCAA Tournament




2013-14 MISCELLANEOUS STATISTICS

Tulsa Individual Miscellaneous Statistics

- Double-Figure Scoring Games** — Woodard (30), Smith (18), Harrison (16), Wright (10), Ray (7), Swilling (6), Swannegan (5), Peete (4), Evans (2), Repichowski (2)
- Double-Figure Rebounding Games** — Smith (2), Evans (2), Woodard (1), Wright (1)
- Double-Figure Assist Games** — none
- Double-Double Games** — Smith (2), Woodard (1), Evans (1)
- Games Leading Tulsa in Scoring** — Woodard (20), Smith (7), Harrison (7), Wright (2), Swilling (1), Ray (1)
- Games Leading Tulsa in Rebounding** — Woodard (15), Smith (10), Wright (6), Evans (4), Harrison (4), Swannegan (2), Curtis (1)
- Games Leading Tulsa in Assists** — Harrison (22), Ray (11), Peete (6), Woodard (6), Smith (2), Swilling (1)
- Games Leading Tulsa in Steals** — Harrison (19), Peete (9), Woodard (8), Ray (8), Smith (4), Swilling (3), Evans (2), Wright (1), Swannegan (1)
- Games Leading Tulsa in Blocked Shots** — Swannegan (26), Smith (10), Wright (6), Harrison (4), Woodard (3), Peete (3), Evans (2), Ray (1), Edogi (1), Swilling (1)
- 20+-Point Scoring Games** — Woodard (6), Harrison (3), Smith (2)
- 30+-Point Scoring Games** — none

Tulsa's Starting Lineups (F-F-G-G-G) . . .

- ORAL ROBERTS** — Smith, Wright, Woodard, Harrison, Curtis
- @ Missouri State** — Smith, Evans, Woodard, Harrison, Peete
- WICHITA STATE** — Smith, Evans, Woodard, Harrison, Peete
- @ Creighton** — Smith, Evans, Woodard, Harrison, Peete
- vs. Indiana State** — Smith, Evans, Woodard, Harrison, Peete
- vs. TCU** — Smith, Evans, Woodard, Harrison, Peete
- vs. Green Bay** — Smith, Evans, Woodard, Harrison, Peete
- TEXAS SOUTHERN** — Smith, Evans, Woodard, Harrison, Peete
- UALR** — Smith, Evans, Woodard, Harrison, Peete
- @ Oklahoma** — Smith, Evans, Woodard, Harrison, Peete
- GRAND CANYON** — Smith, Evans, Woodard, Harrison, Peete
- @ TCU** — Smith, Evans, Woodard, Harrison, Peete
- @ Maryland** — Smith, Evans, Woodard, Harrison, Peete
- CAL STATE FULLERTON** — Smith, Evans, Woodard, Harrison, Peete
- TULANE** — Wright, Evans, Woodard, Harrison, Peete
- SOUTHERN MISS** — Wright, Evans, Woodard, Harrison, Peete
- @ Charlotte** — Wright, Evans, Woodard, Harrison, Peete
- @ Marshall** — Wright, Evans, Woodard, Harrison, Peete
- MIDDLE TENNESSEE** — Wright, Evans, Woodard, Harrison, Peete
- UAB** — Wright, Evans, Woodard, Harrison, Peete
- NORTH TEXAS** — Wright, Evans, Woodard, Harrison, Peete
- @ Louisiana Tech** — Wright, Evans, Woodard, Harrison, Peete
- @ Rice** — Wright, Evans, Woodard, Harrison, Peete
- EAST CAROLINA** — Wright, Smith, Woodard, Harrison, Peete
- OLD DOMINION** — Wright, Smith, Woodard, Harrison, Peete
- @ Florida Atlantic** — Wright, Smith, Woodard, Harrison, Peete
- @ FIU** — Wright, Smith, Woodard, Harrison, Peete
- @ UTEP** — Wright, Smith, Woodard, Harrison, Peete
- UTSA** — Wright, Hunter, Woodard, Harrison, Peete
- @ North Texas** — Wright, Smith, Woodard, Harrison, Peete
- vs. Tulane** — Wright, Smith, Woodard, Harrison, Peete
- vs. Middle Tennessee** — Wright, Smith, Woodard, Harrison, Peete
- vs. Louisiana Tech** — Wright, Smith, Woodard, Harrison, Peete
- vs. UCLA** — Wright, Smith, Woodard, Harrison, Peete



Junior James Woodard is the first player in school history to lead the team in both points and rebounds in each of his freshman and sophomore seasons.

Tulsa Record when the Hurricane . . .

Ahead at halftime	16-5
Trailing at halftime	5-6
Tied at halftime	0-2
Went into Overtime	0-1
Shoot 50-percent or above from the field	5-1
Shoot below 50-percent from the field	16-12
Opponent shoots 50-percent or above from the field	0-2
Opponent shoots below 50-percent from the field	21-11
Outrebound the opponent	13-3
Been outrebounded by the opponent	6-9
Tied with opponent in rebounds	2-1
Shoot better from the field than the opponent	16-1
Shoot worse from the field than the opponent	4-11
Shoot the same from the field as the opponent	1-1
Shoot 40-percent or above from 3-point range	7-2
Opponent shoots 40-percent or above from 3-point range	6-6
Commits 15 or more turnovers	5-4
Has less than 15 turnovers	16-9
Opponent commits 15 or more turnovers	9-5
Has less turnovers than opponent	17-6
Scores 80 points or more	3-3
Opponent scores 80 or more points	0-5
Scores 65 points or more	18-7
Scores less than 65 points	2-6
Holds opponent to 65 points or less	15-0
Opponent scores more than 65 points	5-13
Holds opponent to 50 points or less	2-0

2013-14 TULSA GAME-BY-GAME HIGHS

Opponent	Date	Score	WL	POINTS	REBOUNDS	ASSISTS	STEALS	BLOCKED SHOTS
ORAL ROBERTS	11/10/13	68-74	L	19-SMITH, Rashad	7-WOODARD, Jame	4-RAY, Rashad	4-SMITH, Rashad	2-SMITH, Rashad SWANNEGAN, Br
at Missouri State	11/16/13	93-96	L	21-HARRISON, Sha	7-WOODARD, Jame	3-WOODARD, Jame HARRISON, Sha	3-HARRISON, Sha	1-SWANNEGAN, Br WRIGHT, D'And SMITH, Rashad
WICHITA STATE	11/20/13	54-77	L	12-SWILLING, Pat	9-WOODARD, Jame	4-HARRISON, Sha	2-SWILLING, Pat	1-PEETE, Tim EDOGI, TK RAY, Rashad SWANNEGAN, Br
at Creighton	11/23/13	72-82	L	21-SMITH, Rashad	6-WOODARD, Jame	7-HARRISON, Sha	2-RAY, Rashad	2-HARRISON, Sha
vs Indiana State	11/27/13	63-62	W	24-WOODARD, Jame	9-EVANS, Lew	5-RAY, Rashad	2-HARRISON, Sha	1-WRIGHT, D'And SMITH, Rashad
vs TCU	11/29/13	65-72	L	13-WOODARD, Jame	9-CURTIS, Marqu	3-RAY, Rashad HARRISON, Sha	2-HARRISON, Sha	2-WOODARD, Jame
vs Green Bay	11/30/13	59-67	L	15-SMITH, Rashad	10-SMITH, Rashad	4-HARRISON, Sha	3-WOODARD, Jame	2-EVANS, Lew
TEXAS SOUTHERN	12/04/13	98-71	W	25-WOODARD, Jame	11-SMITH, Rashad	4-SMITH, Rashad SWILLING, Pat	2-WOODARD, Jame	2-SMITH, Rashad
UALR	12/10/13	78-64	W	19-WOODARD, Jame	6-SMITH, Rashad	7-HARRISON, Sha	3-HARRISON, Sha	1-SMITH, Rashad WRIGHT, D'And SWANNEGAN, Br
at Oklahoma	12/14/13	91-101	L	19-WOODARD, Jame	6-WOODARD, Jame	5-HARRISON, Sha	2-RAY, Rashad	1-SWANNEGAN, Br
GRAND CANYON	12/18/13	66-65	W	15-HARRISON, Sha SMITH, Rashad	9-SMITH, Rashad	3-HARRISON, Sha	3-WOODARD, Jame	1-SWANNEGAN, Br
at TCU	12/21/13	58-70	L	15-WOODARD, Jame	11-WOODARD, Jame	5-SMITH, Rashad	1-SWILLING, Pat HARRISON, Sha	1-SMITH, Rashad
at Maryland	12/29/13	74-85	L	25-WOODARD, Jame	11-WRIGHT, D'And	5-WOODARD, Jame	2-HARRISON, Sha	2-WOODARD, Jame SWANNEGAN, Br
CAL STATE FULLERTON	01/04/14	73-57	W	12-WOODARD, Jame WRIGHT, D'And SMITH, Rashad	5-SMITH, Rashad	4-RAY, Rashad WOODARD, Jame	5-HARRISON, Sha	4-SMITH, Rashad
TULANE	01/09/14	97-71	W	23-HARRISON, Sha	8-WRIGHT, D'And	6-HARRISON, Sha RAY, Rashad	2-RAY, Rashad HARRISON, Sha	2-SWANNEGAN, Br
SOUTHERN MISS	01/12/14	75-71	W	18-WOODARD, Jame	9-WRIGHT, D'And	4-PEETE, Tim	3-PEETE, Tim	2-WRIGHT, D'And
at Charlotte	01/16/14	86-90	OL	26-HARRISON, Sha	11-EVANS, Lew	4-HARRISON, Sha	2-HARRISON, Sha WRIGHT, D'And	1-WOODARD, Jame HARRISON, Sha SWANNEGAN, Br
at Marshall	01/18/14	69-52	W	17-WOODARD, Jame	7-WOODARD, Jame	4-WOODARD, Jame	1-RAY, Rashad PEETE, Tim HARRISON, Sha EVANS, Lew WOODARD, Jame	3-SWANNEGAN, Br
MIDDLE TENNESSEE	01/23/14	58-53	W	16-WOODARD, Jame	11-EVANS, Lew	4-HARRISON, Sha	3-SWILLING, Pat	1-SWANNEGAN, Br SWILLING, Pat HARRISON, Sha
UAB	01/25/14	63-70	L	12-WOODARD, Jame	8-WOODARD, Jame	3-PEETE, Tim	4-PEETE, Tim	3-SWANNEGAN, Br
NORTH TEXAS	02/01/14	94-63	W	18-WOODARD, Jame WRIGHT, D'And	8-WOODARD, Jame	4-RAY, Rashad	2-PEETE, Tim HARRISON, Sha RAY, Rashad SMITH, Rashad	4-SWANNEGAN, Br
at Louisiana Tech	02/06/14	61-66	L	14-HARRISON, Sha	8-WOODARD, Jame	3-PEETE, Tim	1-WOODARD, Jame HARRISON, Sha SWANNEGAN, Br RAY, Rashad	3-SWANNEGAN, Br
at Rice	02/08/14	66-56	W	18-SMITH, Rashad	7-SMITH, Rashad WOODARD, Jame	8-HARRISON, Sha	2-HARRISON, Sha	1-SWANNEGAN, Br
EAST CAROLINA	02/13/14	76-58	W	21-WOODARD, Jame	7-WOODARD, Jame	4-HARRISON, Sha	1-PEETE, Tim RAY, Rashad WOODARD, Jame	1-PEETE, Tim SMITH, Rashad SWANNEGAN, Br
OLD DOMINION	02/15/14	76-37	W	14-WOODARD, Jame	6-HARRISON, Sha SWANNEGAN, Br	6-HARRISON, Sha	4-WOODARD, Jame	5-SWANNEGAN, Br
at FAU	02/20/14	71-52	W	20-SMITH, Rashad	8-SMITH, Rashad	6-RAY, Rashad	3-HARRISON, Sha	1-SWANNEGAN, Br WRIGHT, D'And
at FIU	02/22/14	77-65	W	17-HARRISON, Sha	9-SWANNEGAN, Br SMITH, Rashad	5-HARRISON, Sha	5-HARRISON, Sha	4-SMITH, Rashad
at UTEP	02/27/14	65-60	W	15-HARRISON, Sha	9-WRIGHT, D'And	4-PEETE, Tim	3-PEETE, Tim	3-SWANNEGAN, Br
UTSA	03/02/14	72-70	WO	19-WOODARD, Jame	7-WRIGHT, D'And HARRISON, Sha WOODARD, Jame	6-HARRISON, Sha	3-HARRISON, Sha	3-SWANNEGAN, Br
at North Texas	03/06/14	79-68	W	18-WOODARD, Jame RAY, Rashad	8-WOODARD, Jame HARRISON, Sha	2-RAY, Rashad PEETE, Tim WOODARD, Jame HARRISON, Sha	3-HARRISON, Sha	2-SWANNEGAN, Br
vs Tulane	03/13/14	70-49	W	24-WOODARD, Jame	7-SMITH, Rashad	4-PEETE, Tim	2-HARRISON, Sha PEETE, Tim	2-SMITH, Rashad
vs Middle Tennessee	03/14/14	76-69	W	19-WOODARD, Jame	5-SMITH, Rashad WRIGHT, D'And EVANS, Lew	2-RAY, Rashad WOODARD, Jame	3-WOODARD, Jame PEETE, Tim	1-SWANNEGAN, Br
vs Louisiana Tech	03/15/14	69-60	W	27-WOODARD, Jame	8-HARRISON, Sha	2-RAY, Rashad	2-EVANS, Lew RAY, Rashad	1-PEETE, Tim HARRISON, Sha EVANS, Lew
vs UCLA	3/21/14	59-76	L	18-WRIGHT, D'And	9-WOODARD, Jame	5-RAY, Rashad	1-HARRISON, Sha SMITH, Rashad	1-SWANNEGAN, Br WRIGHT, D'And

INTRO

PLAYERS

STAFF

REVIEW

CONFERENCE

OPPONENTS

RECORDS

HISTORY



2013-14 TULSA GAME-BY-GAME POINTS-REBOUNDS-ASSISTS

Opponent	Date	Score	W/L	00 HUNTER	01 SMITH	02 SWILLING	03 RAY	04 KEMMER	05 PEETE	10 WOODARD	11 HARRISON	12 EVANS
ORAL ROBERTS	11/10/13	68-74	L	DNP	19-5-1	7-1-0	6-2-4	DNP	2-1-0	5-7-0	18-3-2	0-2-0
at Missouri State	11/16/13	93-96	L	DNP	19-4-2	7-1-0	9-3-1	DNP	5-2-2	7-7-3	21-2-3	9-3-0
WICHITA STATE	11/20/13	54-77	L	DNP	6-2-0	12-4-1	5-2-3	DNP	3-2-1	8-9-2	5-1-4	6-2-0
at Creighton	11/23/13	72-82	L	DNP	21-5-1	18-2-1	3-4-5	DNP	9-5-1	11-6-2	7-5-7	0-0-0
vs Indiana State	11/27/13	63-62	W	DNP	4-3-1	3-5-2	6-3-5	DNP	0-2-1	24-1-1	5-3-3	9-9-2
vs TCU	11/29/13	65-72	L	DNP	11-3-2	3-3-1	1-0-3	DNP	4-3-0	13-7-2	6-4-3	4-3-1
vs Green Bay	11/30/13	59-67	L	DNP	15-10-1	8-1-1	0-0-1	DNP	3-1-2	9-6-1	0-0-4	5-3-2
TEXAS SOUTHERN	12/04/13	98-71	W	2-0-0	14-11-4	14-1-4	10-2-3	DNP	0-1-1	25-3-3	11-4-1	7-6-0
UALR	12/10/13	78-64	W	DNP	7-6-1	3-3-0	7-2-2	DNP	6-3-1	19-5-1	13-3-7	6-5-1
at Oklahoma	12/14/13	91-101	L	DNP	6-1-1	17-2-2	3-0-1	DNP	2-1-1	19-6-2	17-5-5	7-5-1
GRAND CANYON	12/18/13	66-65	W	DNP	15-9-1	9-2-2	2-0-1	DNP	2-3-0	10-7-1	15-4-3	7-0-0
at TCU	12/21/13	58-70	L	DNP	12-6-5	3-1-2	1-3-0	DNP	7-1-1	15-11-2	0-2-3	4-1-0
at Maryland	12/29/13	74-85	L	DNP	12-5-2	12-1-0	0-0-0	DNP	8-5-2	25-5-5	4-1-1	3-4-1
CAL STATE FULLERTON	01/04/14	73-57	W	0-0-0	12-5-1	2-3-0	6-0-4	DNP	5-2-2	12-3-4	11-4-2	6-2-2
TULANE	01/09/14	97-71	W	0-1-0	DNP	3-1-3	5-5-6	DNP	12-7-2	11-5-3	23-1-6	14-2-1
SOUTHERN MISS	01/12/14	75-71	W	DNP	DNP	17-1-1	10-1-1	DNP	3-2-4	18-8-2	8-3-3	6-6-3
at Charlotte	01/16/14	86-90	OL	DNP	DNP	8-1-0	19-1-2	DNP	8-4-1	13-5-2	26-7-4	2-11-1
at Marshall	01/18/14	69-52	W	DNP	DNP	9-3-3	13-4-1	DNP	3-4-0	17-7-4	5-5-3	4-6-0
MIDDLE TENNESSEE	01/23/14	58-53	W	DNP	DNP	9-0-1	9-3-1	DNP	3-4-2	16-5-0	0-2-4	12-11-1
UAB	01/25/14	63-70	L	DNP	DNP	7-3-0	10-2-1	DNP	4-1-3	12-8-2	8-5-1	6-6-0
NORTH TEXAS	02/01/14	94-63	W	0-0-0	17-6-0	DNP	4-2-4	DNP	7-5-3	18-8-1	9-1-3	8-2-2
at Louisiana Tech	02/06/14	61-66	L	DNP	9-3-2	DNP	8-1-2	DNP	7-7-3	10-8-0	14-6-1	3-7-1
at Rice	02/08/14	66-56	W	DNP	18-7-0	DNP	6-3-2	DNP	8-5-1	15-7-2	0-4-8	4-0-1
EAST CAROLINA	02/13/14	76-58	W	0-0-0	8-3-1	DNP	4-0-3	DNP	2-5-2	21-7-2	11-4-4	2-5-1
OLD DOMINION	02/15/14	76-37	W	0-0-0	11-2-0	DNP	2-2-4	DNP	12-3-3	14-3-4	6-6-6	9-2-0
at FAU	02/20/14	71-52	W	1-0-0	20-8-1	DNP	6-7-6	DNP	2-4-1	19-3-1	5-4-1	6-5-0
at FIU	02/22/14	77-65	W	DNP	8-9-0	DNP	8-6-1	DNP	12-4-3	11-2-0	17-7-5	8-2-0
at UTEP	02/27/14	65-60	W	DNP	11-2-0	DNP	8-1-2	DNP	3-4-4	13-6-0	15-3-0	0-3-0
UTSA	03/02/14	72-70	WO	0-0-1	0-0-0	DNP	7-0-2	DNP	8-3-1	19-7-3	7-7-6	2-4-0
at North Texas	03/06/14	79-68	W	DNP	14-4-1	DNP	18-4-2	DNP	5-4-2	18-8-2	15-8-2	5-2-0
vs Tulane	03/13/14	70-49	W	0-0-0	14-7-1	DNP	7-2-3	0-1-0	2-3-4	24-6-0	3-5-0	7-6-0
vs Middle Tennessee	03/14/14	76-69	W	DNP	16-5-0	DNP	7-2-2	DNP	11-1-1	19-2-2	10-3-1	6-5-0
vs Louisiana Tech	03/15/14	69-60	W	DNP	8-2-1	DNP	15-4-2	DNP	4-7-0	27-4-0	10-8-1	0-6-0
vs UCLA	03/21/14	59-76	L	0-0-1	9-4-1	DNP	6-2-5	0-0-0	8-3-3	11-9-1	0-1-3	3-4-0

Opponent	Date	Score	W/L	14 EDOGI	15 CURTIS	22 WOOD	23 REPICHOWSKI	40 WRIGHT	44 SWANNEGAN
ORAL ROBERTS	11/10/13	68-74	L	DNP	4-0-1	DNP	0-0-0	7-2-0	0-1-0
at Missouri State	11/16/13	93-96	L	DNP	2-2-0	DNP	DNP	11-4-0	3-2-0
WICHITA STATE	11/20/13	54-77	L	0-0-0	2-1-0	DNP	0-0-0	7-2-0	0-0-0
at Creighton	11/23/13	72-82	L	DNP	2-1-2	DNP	DNP	0-3-0	1-2-0
vs Indiana State	11/27/13	63-62	W	DNP	0-1-0	DNP	0-0-0	12-5-0	0-2-0
vs TCU	11/29/13	65-72	L	DNP	8-9-2	DNP	7-0-1	6-4-0	2-1-1
vs Green Bay	11/30/13	59-67	L	DNP	6-2-1	DNP	6-0-0	7-3-2	0-0-0
TEXAS SOUTHERN	12/04/13	98-71	W	2-1-0	2-3-3	0-0-0	3-0-1	2-1-0	6-4-0
UALR	12/10/13	78-64	W	DNP	3-3-0	DNP	0-0-0	6-1-0	8-5-1
at Oklahoma	12/14/13	91-101	L	DNP	DNP	DNP	6-0-0	10-5-1	4-4-0
GRAND CANYON	12/18/13	66-65	W	DNP	DNP	DNP	0-0-0	4-1-0	2-4-1
at TCU	12/21/13	58-70	L	DNP	DNP	DNP	8-2-0	8-5-0	0-2-2
at Maryland	12/29/13	74-85	L	DNP	DNP	DNP	DNP	8-11-1	2-1-0
CAL STATE FULLERTON	01/04/14	73-57	W	0-0-0	DNP	3-0-0	0-0-0	12-4-0	4-3-1
TULANE	01/09/14	97-71	W	0-1-0	DNP	0-0-0	6-0-0	18-8-0	5-1-0
SOUTHERN MISS	01/12/14	75-71	W	DNP	DNP	DNP	3-0-0	10-9-2	0-1-0
at Charlotte	01/16/14	86-90	OL	0-0-0	DNP	DNP	0-0-0	4-0-0	6-3-0
at Marshall	01/18/14	69-52	W	DNP	DNP	DNP	0-0-0	8-4-0	10-3-0
MIDDLE TENNESSEE	01/23/14	58-53	W	DNP	DNP	DNP	0-0-0	7-4-0	2-4-0
UAB	01/25/14	63-70	L	DNP	DNP	DNP	0-0-0	9-2-0	7-4-1
NORTH TEXAS	02/01/14	94-63	W	0-3-0	DNP	0-0-0	7-1-0	18-5-2	6-5-0
at Louisiana Tech	02/06/14	61-66	L	0-2-0	DNP	DNP	0-0-0	2-2-1	8-1-0
at Rice	02/08/14	66-56	W	DNP	DNP	DNP	0-0-0	5-4-0	10-5-0
EAST CAROLINA	02/13/14	76-58	W	0-0-0	DNP	0-0-0	13-2-1	5-3-2	10-6-0
OLD DOMINION	02/15/14	76-37	W	0-0-0	DNP	3-1-0	6-2-0	3-2-1	10-6-0
at FAU	02/20/14	71-52	W	0-0-0	DNP	0-0-0	3-0-0	8-3-1	1-5-1
at FIU	02/22/14	77-65	W	DNP	DNP	DNP	0-0-0	2-1-0	11-9-0
at UTEP	02/27/14	65-60	W	DNP	DNP	DNP	6-2-1	6-9-1	3-1-0
UTSA	03/02/14	72-70	WO	0-0-0	DNP	DNP	13-1-0	12-7-1	4-4-0
at North Texas	03/06/14	79-68	W	DNP	DNP	DNP	DNP	2-2-0	2-2-0
vs Tulane	03/13/14	70-49	W	0-0-0	DNP	0-0-0	DNP	10-6-0	3-2-0
vs Middle Tennessee	03/14/14	76-69	W	DNP	DNP	DNP	DNP	2-5-0	5-3-0
vs Louisiana Tech	03/15/14	69-60	W	DNP	DNP	DNP	DNP	4-4-0	1-3-0
vs UCLA	03/21/14	59-76	L	0-0-0	DNP	0-0-0	3-0-0	18-3-0	1-4-0

2013-14 TULSA PLAYER HIGHS

Points	27	WOODARD, James vs Louisiana Tech (03/15/14)
	26	HARRISON, Shaquille at Charlotte (01/16/14)
	25	WOODARD, James at Maryland (12/29/13)
	25	WOODARD, James vs Texas Southern (12/04/13)
	24	WOODARD, James vs Tulane (03/13/14)
	24	WOODARD, James vs Indiana State (11/27/13)
Field Goals Made	10	HARRISON, Shaquille at Charlotte (01/16/14)
	9	three times
Field Goal Att	18	SWILLING, Pat at Creighton (11/23/13)
	16	four times
FG Pct (min 5 made)	.889 (8-9)	HARRISON, Shaquille vs Tulane (01/09/14)
	.833 (5-6)	SMITH, Rashad at UTEP (02/27/14)
	.833 (5-6)	PEETE, Tim vs Tulane (01/09/14)
3-Point FG Made	5	WOODARD, James at Maryland (12/29/13)
	5	SWILLING, Pat at Oklahoma (12/14/13)
3-Point FG Att	12	SWILLING, Pat vs Southern Miss (01/12/14)
3-Pt FG Pct (min 2 made)	1.000 (3-3)	EVANS, Lew vs Old Dominion (02/15/14)
	1.000 (3-3)	SWILLING, Pat at Marshall (01/18/14)
Free Throws Made	11	HARRISON, Shaquille at North Texas (03/06/14)
	9	four times
Free Throw Att	16	HARRISON, Shaquille at North Texas (03/06/14)
	14	WOODARD, James vs Middle Tenn. (03/14/14) FT
Pct (min 3 made)	1.000 (7-7)	WOODARD, James vs East Carolina (02/13/14)
	1.000 (6-6)	RAY, Rashad vs Southern Miss (01/12/14)
	1.000 (6-6)	WOODARD, James at Maryland (12/29/13)
	1.000 (5-5)	HARRISON, Shaquille at UTEP (02/27/14)
	1.000 (5-5)	PEETE, Tim vs Old Dominion (02/15/14)
	1.000 (5-5)	RAY, Rashad vs Middle Tennessee (01/23/14)
	1.000 (5-5)	HARRISON, Shaquille vs Tulane (01/09/14)
	1.000 (4-4)	six times
	1.000 (3-3)	nine times
Rebounds	11	EVANS, Lew vs Middle Tennessee (01/23/14)
	11	EVANS, Lew at Charlotte (01/16/14)
	11	WRIGHT, D'Andre at Maryland (12/29/13)
	11	WOODARD, James at TCU (12/21/13)
	11	SMITH, Rashad vs Texas Southern (12/04/13)
Assists	8	HARRISON, Shaquille at Rice (02/08/14)
	7	HARRISON, Shaquille vs UALR (12/10/13)
	7	HARRISON, Shaquille at Creighton (11/23/13)
Steals	5	HARRISON, Shaquille at FIU (02/22/14)
	5	HARRISON, Shaquille vs CS Fullerton(01/04/14)
Blocked Shots	5	SWANNEGAN, Brandon vs Old Dominion (02/15/14)
	4	SMITH, Rashad at FIU (02/22/14)
	4	SWANNEGAN, Brandon vs N. Texas (02/01/14)
	4	SMITH, Rashad vs Cal State Fullerton (01/04/14)
Turnovers	6	RAY, Rashad at FIU (02/22/14)
	5	HARRISON, Shaquille vs UCLA (3/21/14)
	5	HARRISON, Shaquille vs Louisiana Tech(03/15/14)
	5	HARRISON, Shaquille vs Old Dominion (02/15/14)
	5	PEETE, Tim at Louisiana Tech (02/06/14)
	5	SMITH, Rashad vs North Texas (02/01/14)
Fouls	5	23 times

2013-14 OPPONENT PLAYER HIGHS

Points	33	MCDERMOTT, Doug at Creighton (11/23/13)
	30	Murray, Aaric vs Texas Southern (12/04/13)
	25	Anderson, Kyan at TCU (12/21/13)
	25	Sykes, Keifer vs Green Bay (11/30/13)
	24	Woodard, Jordan at Oklahoma (12/14/13)
Field Goals Made	10	Murray, Aaric vs Texas Southern (12/04/13)
	9	RUCKER, Rod vs UAB (01/25/14)
	9	MCDERMOTT, Doug at Creighton (11/23/13)
Field Goal Att	21	Murray, Aaric vs Texas Southern (12/04/13)
	18	CANTY, Kareem at Marshall (01/18/14)
FG Pct (min 5 made)	1.000 (5-5)	Wear, Travis vs UCLA (3/21/14)
	.778 (7-9)	CHATMAN, Austin at Creighton (11/23/13)
	.778 (7-9)	Baker, Ron vs Wichita State (11/20/13)
3-Point FG Made	5	RAYMOND, Jaqawn vs Middle Tenn. (03/14/14)
	5	HOOK, Jay vs Tulane (03/13/14)
	5	WALTON, Brandon vs North Texas (02/01/14)
	5	FRAZIER, Chad vs UAB (01/25/14)
	5	INGRAM, Denzel at Charlotte (01/16/14)
	5	Baker, Ron vs Wichita State (11/20/13)
3-Point FG Att	12	RICHMOND, Akeem vs East Carolina (02/13/14)
	9	five times
3-Pt FG Pct (min 2 made)	1.000 (3-3)	Alexander, Daniel vs Grand Canyon (12/18/13)
	1.000 (2-2)	BOYKINS, DeVince at Marshall (01/18/14)
	1.000 (2-2)	Marcus Marshall at Missouri State (11/16/13)
	1.000 (2-2)	Nathan Scheer at Missouri State (11/16/13)
Free Throws Made	17	Woodard, Jordan at Oklahoma (12/14/13)
	13	Sykes, Keifer vs Green Bay (11/30/13)
	13	Emegano, Obi vs Oral Roberts (11/10/13)
Free Throw Att	22	Woodard, Jordan at Oklahoma (12/14/13)
	15	MCDERMOTT, Doug at Creighton (11/23/13)
FT Pct (min 3 made)	1.000 (7-7)	Agusi, Devon vs UTSA (03/02/14)
	1.000 (6-6)	Raffington, Justin at FAU (02/20/14)
	1.000 (6-6)	Neighbour, Will vs UALR (12/10/13)
	1.000 (6-6)	VanVleet, Fred vs Wichita State (11/20/13)
	1.000 (5-5)	five times
	1.000 (4-4)	seven times
	1.000 (3-3)	four times
Rebounds	15	MCDERMOTT, Doug at Creighton (11/23/13)
	12	DRYE, Tre vs Tulane (03/13/14)
	12	OBI, Sean at Rice (02/08/14)
Assists	9	CANTY, Kareem at Marshall (01/18/14)
	9	Sykes, Keifer vs Green Bay (11/30/13)
	9	CHATMAN, Austin at Creighton (11/23/13)
Steals	5	HUNTER, Neiko vs Middle Tennessee (01/23/14)
	5	Fouse, Jordan vs Green Bay (11/30/13)
Blocked Shots	5	JONES, Shawn vs Middle Tennessee (01/23/14)
	4	BOHANNON, John at UTEP (02/27/14)
	4	KYSER, Michale at Louisiana Tech (02/06/14)
Turnovers	7	KNIGHT, Tweety vs Middle Tenn. (03/14/14)
	7	McGregor, Edrico vs UTSA (03/02/14)
Fouls	5	30 times

INTRO

PLAYERS

STAFF

REVIEW

AMERICAN ATHLETIC CONFERENCE

OPPONENTS

RECORDS

HISTORY



2013-14 TULSA/OPPONENT TEAMS HIGHS

Tulsa Game Highs

Points	98	TEXAS SOUTHERN (12/04/13)
	97	TULANE (01/09/14)
	94	NORTH TEXAS (02/01/14)
	93	at Missouri State (11/16/13)
	91	at Oklahoma (12/14/13)
Field Goals Made	36	NORTH TEXAS (02/01/14)
	36	TEXAS SOUTHERN (12/04/13)
Field Goal Att	67	at Maryland (12/29/13)
	67	TEXAS SOUTHERN (12/04/13)
Field Goal Percentage	.574 (27-47)	OLD DOMINION (02/15/14)
	.571 (36-63)	NORTH TEXAS (02/01/14)
3-Pt FG Made	12	at Maryland (12/29/13)
	12	at Oklahoma (12/14/13)
3-Pt FG Att	27	UTSA (03/02/14)
	27	at Oklahoma (12/14/13)
3-Pt FG Percentage	.571 (8-14)	OLD DOMINION (02/15/14)
	.556 (5-9)	vs Louisiana Tech (03/15/14)
Free Throws Made	31	at FIU (02/22/14)
	30	at Missouri State (11/16/13)
Free Throw Att	48	at FIU (02/22/14)
	43	at North Texas (03/06/14)
Free Throw Percentage	1.000 (10-10)	at Maryland (12/29/13)
	.933 (14-15)	OLD DOMINION (02/15/14)
Rebounds	46	at FIU (02/22/14)
	45	at Louisiana Tech (02/06/14)
Assists	21	TULANE (01/09/14)
	20	TEXAS SOUTHERN (12/04/13)
Steals	11	UTSA (03/02/14)
	11	at FIU (02/22/14)
Blocked Shots	8	CAL STATE FULLERTON (01/04/14)
	7	at FIU (02/22/14)
	7	OLD DOMINION (02/15/14)
	7	NORTH TEXAS (02/01/14)
Turnovers	21	OLD DOMINION (02/15/14)
	18	at TCU (12/21/13)
Fouls	34	at Missouri State (11/16/13)
	31	at Oklahoma (12/14/13)

Opponent Game Highs

Points	101	at Oklahoma (12/14/13)
	96	at Missouri State (11/16/13)
	90	at Charlotte (01/16/14)
	85	at Maryland (12/29/13)
	82	at Creighton (11/23/13)
Field Goals Made	30	at Charlotte (01/16/14)
	29	vs UCLA (3/21/14)
Field Goal Att	29	at Oklahoma (12/14/13)
	64	at Charlotte (01/16/14)
Field Goal Percentage	63	vs UCLA (3/21/14)
	.519 (28-54)	at Creighton (11/23/13)
3-Pt FG Made	.500 (27-54)	at Missouri State (11/16/13)
	11	vs Louisiana Tech (03/15/14)
3-Pt FG Att	11	at Creighton (11/23/13)
	28	at Rice (02/08/14)
3-Pt FG Percentage	26	at Creighton (11/23/13)
	26	WICHITA STATE (11/20/13)
Free Throws Made	.667 (10-15)	GRAND CANYON (12/18/13)
	.600 (9-15)	at Missouri State (11/16/13)
Free Throw Att	34	at Oklahoma (12/14/13)
	33	at Missouri State (11/16/13)
Free Throw Percentage	49	at Missouri State (11/16/13)
	48	at Oklahoma (12/14/13)
Rebounds	.870 (20-23)	at TCU (12/21/13)
	.867 (13-15)	vs UCLA (3/21/14)
Assists	50	UAB (01/25/14)
	47	at Charlotte (01/16/14)
Steals	19	vs TCU (11/29/13)
	19	at Creighton (11/23/13)
Blocked Shots	11	vs UCLA (3/21/14)
	11	OLD DOMINION (02/15/14)
Turnovers	11	MIDDLE TENNESSEE (01/23/14)
	7	at Maryland (12/29/13)
Fouls	6	six times
	22	OLD DOMINION (02/15/14)
Fouls	21	vs Middle Tennessee (03/14/14)
	21	UTSA (03/02/14)
Fouls	32	vs Middle Tennessee (03/14/14)
	30	at North Texas (03/06/14)

2013-14 TULSA/OPPONENT TEAMS LOWS

Tulsa Game Lows

Points	54	WICHITA STATE (11/20/13)
	58	at TCU (12/21/13)
	58	MIDDLE TENNESSEE (01/23/14)
	59	vs Green Bay (11/30/13)
	59	vs UCLA (3/21/14)
Field Goals Made	17	WICHITA STATE (11/20/13)
	18	vs Green Bay (11/30/13)
	18	MIDDLE TENNESSEE (01/23/14)
Field Goal Att	43	WICHITA STATE (11/20/13)
	45	MIDDLE TENNESSEE (01/23/14)
Field Goal Percentage	.300 (18-60)	vs Green Bay (11/30/13)
	.365 (23-63)	UAB (01/25/14)
3-Pt FG Made	1	ORAL ROBERTS (11/10/13)
	2	at Rice (02/08/14)
	2	at UTEP (02/27/14)
3-Pt FG Att	9	ORAL ROBERTS (11/10/13)
	9	vs Louisiana Tech (03/15/14)
3-Pt FG Percentage	.105 (2-19)	at UTEP (02/27/14)
	.111 (1-9)	ORAL ROBERTS (11/10/13)
Free Throws Made	9	at TCU (12/21/13)
	10	at Maryland (12/29/13)
	10	vs UCLA (3/21/14)
Free Throw Att	10	at Maryland (12/29/13)
	14	at TCU (12/21/13)
	14	vs UCLA (3/21/14)
Free Throw Percentage	.433 (13-30)	WICHITA STATE (11/20/13)
	.472 (17-36)	ORAL ROBERTS (11/10/13)
Rebounds	28	ORAL ROBERTS (11/10/13)
	29	three times
Assists	4	vs Louisiana Tech (03/15/14)
Steals	6	vs Middle Tennessee (03/14/14)
	2	at TCU (12/21/13)
Blocked Shots	2	vs UCLA (3/21/14)
	1	five times
Turnovers	5	at North Texas (03/06/14)
	6	at Missouri State (11/16/13)
	6	UAB (01/25/14)
	6	
Fouls	13	EAST CAROLINA (02/13/14)
	13	OLD DOMINION (02/15/14)

Opponent Game Lows

Points	37	OLD DOMINION (02/15/14)
	49	vs Tulane (03/13/14)
	52	at Marshall (01/18/14)
	52	at FAU (02/20/14)
	53	MIDDLE TENNESSEE (01/23/14)
Field Goals Made	13	OLD DOMINION (02/15/14)
	15	at FAU (02/20/14)
Field Goal Att	38	GRAND CANYON (12/18/13)
	47	OLD DOMINION (02/15/14)
Field Goal Percentage	.277 (13-47)	OLD DOMINION (02/15/14)
	.313 (15-48)	at FAU (02/20/14)
3-Pt FG Made	0	at UTEP (02/27/14)
3-Pt FG Att	1	ORAL ROBERTS (11/10/13)
	7	ORAL ROBERTS (11/10/13)
	8	at UTEP (02/27/14)
3-Pt FG Percentage	.000 (0-8)	at UTEP (02/27/14)
	.143 (1-7)	ORAL ROBERTS (11/10/13)
Free Throws Made	7	EAST CAROLINA (02/13/14)
	7	OLD DOMINION (02/15/14)
Free Throw Att	11	EAST CAROLINA (02/13/14)
	11	OLD DOMINION (02/15/14)
	.524 (22-42)	at Charlotte (01/16/14)
Free Throw Percentage	.536 (15-28)	at Creighton (11/23/13)
		OLD DOMINION (02/15/14)
Rebounds	21	OLD DOMINION (02/15/14)
	24	TULANE (01/09/14)
Assists	2	UAB (01/25/14)
	6	ORAL ROBERTS (11/10/13)
	6	at North Texas (03/06/14)
Steals	6	vs Tulane (03/13/14)
	1	at Missouri State (11/16/13)
Blocked Shots	2	four times
	0	at Creighton (11/23/13)
	0	SOUTHERN MISS (01/12/14)
	0	at Rice (02/08/14)
	0	vs Tulane (03/13/14)
Turnovers	7	at Oklahoma (12/14/13)
	8	at Missouri State (11/16/13)
Fouls	13	at Maryland (12/29/13)
	13	vs UCLA (3/21/14)

INTRO

PLAYERS

STAFF

REVIEW

AMERICAN ATHLETIC
CONFERENCE

OPPONENTS

RECORDS

HISTORY

2013-14 TULSA GAME-BY-GAME STATISTICS

	FG-FGA	PCT	3PTS	PCT	FT-FTA	PCT	REB	AST	TO	BLK	ST	PF-D	PTS	Half
Oral Roberts TULSA	22-57 25-50	.386 .500	1-7 1-9	.143 .111	29-37 17-36	.784 .472	45 28	6 8	17 14	6 5	8 10	25-3 27-2	74 68	30 27
@ Missouri State TULSA	27-54 39-59	.500 .492	9-15 5-14	.600 .357	33-49 30-38	.673 .789	38 33	11 11	8 6	4 3	1 7	29-1 34-2	96 93	39 43
Wichita State TULSA	25-56 17-43	.446 .395	8-26 7-20	.308 .350	19-24 13-30	.792 .433	43 29	9 11	10 14	3 4	8 4	23-1 20-0	77 54	31 31
@ Creighton TULSA	28-54 28-65	.519 .431	11-26 5-20	.423 .250	15-28 11-18	.536 .611	37 37	19 19	15 14	0 5	9 7	20-0 27-1	82 72	42 41
vs. Indiana State TULSA	20-48 20-52	.427 .385	7-20 8-21	.350 .381	15-22 15-19	.682 .789	27 38	16 15	12 13	1 2	7 5	15-0 18-0	62 63	24 25
vs. TCU TULSA	25-52 24-60	.481 .400	5-15 4-16	.333 .250	17-29 13-22	.586 .591	34 38	19 16	11 9	2 6	3 5	21-2 24-1	72 65	31 22
vs. Green Bay TULSA	22-59 18-60	.373 .300	4-14 6-19	.286 .316	19-24 17-21	.792 .810	46 33	17 15	18 13	6 5	9 10	19-1 21-0	67 59	26 29
Texas Southern TULSA	20-48 36-67	.417 .537	7-22 11-21	.318 .524	24-35 15-23	.686 .652	31 39	15 20	15 9	2 3	3 8	18-0 27-1	71 98	32 44
UALR TULSA	20-55 22-51	.364 .431	4-16 8-21	.250 .381	20-27 26-40	.741 .650	38 37	9 14	17 15	3 3	6 10	27-0 24-0	64 78	28 26
@ Oklahoma TULSA	29-60 30-63	.483 .476	9-19 12-27	.474 .444	34-48 19-30	.708 .633	43 32	14 14	7 7	2 1	4 5	21-1 31-2	101 91	40 38
Grand Canyon TULSA	18-38 23-57	.474 .404	10-15 4-15	.667 .267	19-26 16-31	.731 .516	30 34	13 9	17 7	2 1	4 7	27-3 21-0	65 66	32 31
@ TCU TULSA	22-55 22-57	.400 .386	6-21 5-26	.286 .192	20-23 9-14	.870 .643	35 37	12 15	10 18	4 1	10 2	16-0 21-0	70 58	29 36
@ Maryland TULSA	26-60 26-67	.433 .388	10-25 12-26	.400 .462	23-35 10-10	.657 1.000	43 34	10 12	10 10	7 6	3 4	13-0 24-0	85 74	35 35
Cal State Fullerton TULSA	19-51 24-48	.373 .500	6-18 6-12	.333 .500	13-20 19-31	.650 .613	36 29	8 16	16 8	2 8	5 9	23-1 19-0	57 73	28 32
Tulane TULSA	24-50 33-58	.480 .569	6-15 11-23	.400 .478	17-23 20-27	.739 .741	24 34	7 21	11 7	3 2	2 7	20-0 19-1	71 97	32 60
Southern Miss TULSA	23-54 22-53	.426 .415	8-20 7-25	.400 .280	17-23 24-32	.739 .750	36 35	11 16	11 8	0 3	2 8	27-1 22-2	71 75	28 32
@ Charlotte TULSA	30-64 29-64	.469 .453	8-16 5-22	.500 .227	22-42 23-32	.524 .719	47 37	13 10	17 15	2 3	9 8	24-1 28-2	90 86	32 29
@ Marshall TULSA	19-58 24-58	.328 .414	4-16 7-13	.250 .538	10-15 14-18	.667 .778	39 39	12 11	14 11	4 4	2 5	16-1 18-1	52 69	25 20

	FG-FGA	PCT	3PTS	PCT	FT-FTA	PCT	REB	AST	TO	BLK	ST	PF-D	PTS	Half
Middle Tennessee TULSA	20-51 18-45	.392 .400	2-12 5-18	.167 .278	11-19 17-25	.579 .680	29 37	10 9	11 15	6 3	11 8	19-1 15-0	53 58	26 34
UAB TULSA	23-61 23-63	.377 .365	5-12 4-16	.417 .250	19-24 13-21	.792 .619	50 35	2 8	17 6	6 4	4 8	22-0 19-2	70 63	33 35
North Texas TULSA	23-60 36-63	.383 .571	8-20 6-15	.400 .400	9-15 16-19	.600 .842	26 43	12 15	18 16	4 7	9 10	18-0 14-1	63 94	31 47
@ Louisiana Tech TULSA	20-51 20-54	.392 .370	4-17 3-18	.235 .167	22-40 18-26	.550 .692	36 45	15 10	11 15	6 3	10 6	22-0 30-1	66 61	25 30
@ Rice TULSA	18-49 22-51	.367 .431	7-28 2-11	.250 .182	13-20 20-31	.650 .645	35 37	15 14	13 11	0 1	6 5	23-0 17-0	56 65	23 27
East Carolina TULSA	21-54 28-58	.389 .483	9-24 6-22	.375 .273	7-11 14-18	.636 .778	26 41	12 16	12 10	4 3	6 3	18-1 13-0	58 76	29 33
Old Dominion TULSA	13-47 27-47	.277 .574	4-17 8-14	.235 .571	7-11 14-15	.636 .933	21 34	8 18	22 21	2 7	11 9	17-0 13-0	37 76	20 40
@ Florida Atlantic TULSA	15-48 28-59	.313 .475	5-19 4-12	.263 .333	17-23 11-16	.739 .688	32 42	9 12	13 9	6 2	3 4	14-0 19-0	52 71	18 34
@ FIU TULSA	19-55 21-46	.345 .457	5-15 4-12	.333 .333	22-32 31-48	.688 .645	27 46	8 9	17 18	3 7	7 11	28-2 27-1	65 77	35 28
@ UTEP TULSA	21-51 23-56	.412 .411	0-8 2-19	.000 .105	18-23 17-23	.783 .739	37 34	7 8	17 13	5 5	6 8	19-1 20-1	60 65	24 30
UTSA TULSA	24-55 22-60	.436 .367	7-19 6-27	.368 .222	15-18 22-31	.833 .710	42 35	9 14	21 12	3 6	8 11	23-2 19-0	70 72	22 34
@ North Texas TULSA	22-60 23-52	.367 .442	7-21 4-13	.333 .308	17-22 29-43	.773 .674	37 37	6 9	12 5	1 5	2 5	30-3 20-0	68 79	31 37
vs. Tulane TULSA	16-48 25-53	.333 .472	8-21 4-17	.381 .235	9-16 16-28	.563 .571	32 42	6 8	13 8	0 3	5 6	22-0 17-0	49 70	29 33
vs. Middle Tennessee TULSA	21-52 23-50	.404 .460	8-20 3-11	.400 .273	19-27 27-39	.704 .692	39 29	8 6	21 11	4 1	3 9	32-2 20-1	69 76	29 35
vs. Louisiana Tech TULSA	17-52 23-53	.327 .434	11-25 5-9	.440 .556	15-23 18-25	.652 .720	37 38	7 4	13 11	1 3	3 6	22-1 19-0	60 69	35 34
vs. UCLA TULSA	29-63 21-57	.460 .368	5-16 7-19	.313 .368	13-15 10-14	.867 .714	36 33	17 14	10 16	5 2	11 2	13-0 18-0	76 59	35 30

2013-14 GAME BOX SCORES

GAME 33: Tulsa 69 • Louisiana Tech 60

March 15, 2014 • El Paso, Texas • Attendance: 4,870

C-USA Championship Game

Tulsa	3-PT			REBOUNDS			PF	TP	A	TO	BLK	S	MIN
	FG-FGA	FG-FGA	FT-FTA	OF	DE	TOT							
Smith, Rashad	2-4	0-0	4-6	0	2	2	3	8	1	0	0	0	18
Wright, D'Andre	2-8	0-0	0-0	2	2	4	2	4	0	2	0	1	22
Peete, Tim	2-4	0-1	0-0	1	6	7	2	4	0	1	1	0	31
Woodard, James	8-13	4-5	7-9	0	4	4	2	27	0	1	0	0	39
Harrison, Shaquille	4-14	0-2	2-2	2	6	8	3	10	1	5	1	1	37
Ray, Rashad	5-7	1-1	4-6	0	4	4	1	15	2	1	0	2	28
Evans, Lew	0-3	0-0	0-0	3	3	6	3	0	0	0	1	2	16
Swannegan, Brandon	0-0	0-0	1-2	1	2	3	3	1	0	1	0	0	9
TEAM				0	0	0							
Totals	23-53	5-9	18-25	9	29	38	19	69	4	11	3	6	200

Louisiana Tech	3-PT			REBOUNDS			PF	TP	A	TO	BLK	S	MIN
	FG-FGA	FG-FGA	FT-FTA	OF	DE	TOT							
Kyser, Michale	1-6	0-0	0-0	2	6	8	2	2	0	1	1	1	35
Anderson, Chris	2-11	2-5	4-4	2	5	7	5	10	0	2	0	0	32
Hamilton, Alex	3-9	1-5	5-7	0	2	2	2	12	0	4	0	0	31
Smith, Kenneth	5-13	4-8	2-2	2	2	4	2	16	7	3	0	1	34
Johnson, Jaron	0-1	0-0	3-4	1	4	5	3	3	0	1	0	0	24
Appleby, Raheem	0-1	0-0	0-0	0	1	1	0	0	0	0	0	0	2
Johnson, Cordarius	1-1	0-0	0-0	1	1	2	2	2	0	0	0	0	9
McNeail, Kenyon	5-9	4-7	1-4	0	2	2	4	15	0	1	0	1	29
Talbot, Gilbert	0-1	0-0	0-2	0	1	1	2	0	0	1	0	0	4
TEAM				2	3	5							
Totals	17-52	11-25	15-23	10	27	37	22	60	7	13	1	3	200

GAME 34: UCLA 76 • Tulsa 59

March 21, 2014 • San Diego, California • Attendance: 11,488

NCAA Tournament - Second Round

Tulsa	3-PT			REBOUNDS			PF	TP	A	TO	BLK	S	MIN
	FG-FGA	FG-FGA	FT-FTA	OF	DE	TOT							
Smith, Rashad	4-9	0-0	1-2	1	3	4	2	9	1	2	0	1	29
Wright, D'Andre	7-10	1-1	3-4	2	1	3	2	18	0	2	1	0	22
Peete, Tim	3-8	2-3	0-0	1	2	3	2	8	3	3	0	0	28
Woodard, James	3-10	2-6	3-4	2	7	9	3	11	1	2	0	0	38
Harrison, Shaquille	0-5	0-0	0-0	0	1	1	3	0	3	5	0	1	30
Hunter, Barrett	0-0	0-0	0-0	0	0	0	0	0	1	0	0	0	0+
Ray, Rashad	2-5	0-2	2-2	0	2	2	2	6	5	1	0	0	22
Kemmer, Riley	0-0	0-0	0-0	0	0	0	0	0	0	0	0	0	0+
Evans, Lew	1-8	1-6	0-0	1	3	4	2	3	0	1	0	0	20
Edogi, TK	0-0	0-0	0-0	0	0	0	0	0	0	0	0	0	0+
Wood, Nick	0-0	0-0	0-0	0	0	0	0	0	0	0	0	0	0+
Repichowski, Stevie	1-1	1-1	0-0	0	0	0	0	3	0	0	0	0	2
Swannegan, Brandon	0-1	0-0	1-2	2	2	4	2	1	0	0	1	0	9
TEAM				3		3							
Totals	21-57	7-19	10-14	12	21	33	18	59	14	16	2	2	200

UCLA	3-PT			REBOUNDS			PF	TP	A	TO	BLK	S	MIN
	FG-FGA	FG-FGA	FT-FTA	OF	DE	TOT							
Wear, David	1-5	0-2	0-0	1	1	2	2	2	1	0	1	0	21
Wear, Travis	5-5	0-0	0-0	0	2	2	4	10	0	0	1	1	26
Adams, Jordan	7-12	2-4	5-5	5	3	8	1	21	4	2	0	2	32
Powell, Norman	5-12	1-3	4-5	1	3	4	1	15	0	0	0	3	30
Anderson, Kyle	3-11	1-1	1-1	1	5	6	1	8	6	5	2	4	32
Kazemi, Nick	0-0	0-0	0-0	0	0	0	0	0	0	0	0	0	0+
Alford, Kory	0-0	0-0	0-0	0	0	0	0	0	0	0	0	0	0+
Brown, David	0-0	0-0	0-0	0	0	0	0	0	0	0	0	0	0+
LaVine, Zach	1-5	0-3	0-0	1	3	4	2	2	1	1	0	0	18
Alford, Bryce	2-6	1-3	2-2	0	2	2	0	7	4	1	0	1	24
Allen, Noah	0-0	0-0	0-0	0	0	0	0	0	1	0	0	0	1
Parker, Tony	5-7	0-0	1-2	3	3	6	2	11	0	1	1	0	16
Williams, Aubrey	0-0	0-0	0-0	0	0	0	0	0	0	0	0	0	0+
TEAM				1	1	2							
Totals	29-63	5-16	13-15	13	23	36	13	76	17	10	5	11	200





AMERICAN ATHLETIC CONFERENCE

INSIDE

American Athletic Conference	54
2013-14 C-USA Standings	55
2013-14 American Standings	55
2014-15 American Composite Schedule	56-59
2015 NCAA Tournament Bracket	60

Tulsa is entering its first season of competition as a member of the American Athletic Conference. Fellow league member UConn won the 2014 national championship. The Huskies travel to Tulsa for a Jan. 13 contest at the Donald W. Reynolds Center.

AMERICAN ATHLETIC CONFERENCE

Not entirely unlike the nation that provides its namesake, the American Athletic Conference was born from an ideal in which members with ambitious goals are provided with the means to succeed in their quests for excellence.

With roots that extend to three conferences, the American Athletic Conference membership in 2014-15 consists of 11 institutions: the University of Central Florida, the University of Cincinnati, East Carolina University, the University of Connecticut, the University of Houston, the University of Memphis, the University of South Florida Southern Methodist University, Temple University, Tulane University and the University of Tulsa. The 2015-16 season sees the U.S. Naval Academy join the ranks in football only.

Under the leadership of commissioner Mike Aresco, The American, which operated as the Big East Conference from 1979 to 2013, has immediately taken a place at the forefront of Division I athletics, with schools that have played in four Bowl Championship Series games, won four NCAA men's basketball titles since 1999, and won nine NCAA women's basketball championships since 1995.

Two American Athletic Conference football teams were ranked in the top 15 of the final 2013 Associated Press poll. Five were selected for bowl games, includ-

ing UCF, which won the Tostitos Fiesta Bowl and finished the season ranked No. 10 nationally. The conference produced 14 players who received All-America recognition by a major outlet.

The American had four players chosen in the first round of the 2014 NFL Draft, trailing only the SEC and the ACC among FBS conferences. UCF quarterback Blake Bortles highlighted a group of 12 American Athletic Conference players chosen when he was taken No. 3 overall by the Jacksonville Jaguars.

The success of The American in Year 1 was not limited to the gridiron. UConn won NCAA titles in both men's and women's basketball. The conference had the best post-season winning percentage of any league in men's basketball, while The American produced top-10 teams in baseball, men's soccer and men's golf and sent half of its participating teams to the NCAA Softball Championship.

The American Athletic Conference holds television partnerships with ESPN and CBS Sports that will give the conference unprecedented national exposure. The foot-

ball portion of the contract, which begins in the 2014 season, calls for nearly 90 percent of conference-controlled games on national broadcast or national cable platforms. The first American Athletic Conference Football Championship, which will be played in 2015, will be carried either on ABC or ESPN on Championship Saturday.

In men's basketball, the television deal calls for all conference-controlled games to be televised, with more than 63 percent slotted for national broadcast or national cable — a minimum of 107 games. The entire postseason tournament will be televised, including the championship game, which will be either on ABC or ESPN. Sixty percent of the American's women's basketball games will be carried on either national cable, regional sports networks or ESPN3.

American Athletic Conference teams will have access to the pinnacle of college football's postseason structure. An American representative would be chosen for the College Football Playoff semifinals if it is among the top four teams following the regular season. Otherwise, the league would place its champion in either the Cotton Bowl, Fiesta Bowl or Peach Bowl if it is ranked higher than the champions of Conference USA, the Mid-American Conference, the Mountain West Conference and the Sun Belt Conference.

Additionally, The American has announced primary or secondary partnerships with 12 bowls for the next six-year cycle, ensuring multiple annual matchups against the nation's top conferences and providing desirable postseason destinations to member institutions and their fans.

The American Athletic Conference administers its membership from a state-of-the-art office located in Providence, R.I. The location of the conference headquarters — just steps from the city's Amtrak station and 10 minutes from T.F. Green International Airport — gives the conference easy access to its member schools.

The conference headquarters is equipped with a complete video production studio, serving as the home of the American Digital Network, and small- and large-scale meeting rooms to accommodate the many coaches' and administrators' meetings held on-site each year.



2013-14 MEN'S BASKETBALL FINAL STANDINGS



TEAM	CONFERENCE				OVERALL						
	W-L	PCT.	H	A	W-L	PCT.	H	A	N	L 10	STREAK
% Louisiana Tech	13-3	.813	8-0	5-3	29-7	.806	14-1	10-4	5-2	8-2	W2
% #Tulsa	13-3	.813	7-1	6-2	21-13	.618	11-3	6-7	4-3	9-1	L1
%Middle Tennessee	13-3	.813	7-1	6-2	24-9	.727	14-2	8-5	2-2	8-2	L1
%Southern Miss	13-3	.813	8-0	5-3	29-7	.806	15-0	10-6	4-1	8-2	L1
UTEP	12-4	.750	5-3	7-1	23-11	.676	14-7	8-2	1-2	5-5	L2
Old Dominion	9-7	.563	5-3	4-4	18-17	.514	12-6	5-8	1-3	6-4	W2
Tulane	8-8	.500	5-3	3-5	17-17	.500	12-7	4-6	1-4	4-6	L2
UAB	7-9	.437	3-5	4-4	18-13	.581	12-5	5-5	1-3	4-6	L4
Charlotte	7-9	.437	5-3	2-6	17-14	.548	10-5	3-8	4-1	3-7	L1
FIU	7-9	.437	4-4	3-5	15-16	.484	9-6	5-8	1-2	4-6	W2
North Texas	6-10	.375	2-6	4-4	16-16	.500	9-7	6-6	1-3	5-5	L1
Florida Atlantic	5-11	.313	2-6	3-5	10-22	.313	7-8	3-11	0-3	2-8	L7
East Carolina	5-11	.313	4-4	1-7	17-17	.500	10-7	3-10	4-0	4-6	L2
UTSA	4-12	.250	4-4	0-8	8-22	.267	7-9	1-12	0-1	1-9	L6
Marshall	4-12	.250	2-6	2-6	11-22	.333	8-8	2-12	1-2	3-7	L1
Rice	2-14	.125	2-6	0-8	7-23	.233	5-9	2-11	0-3	1-9	L8

%Regular Season Co-Champions

#Tournament Champion



SCHOOL	AMERICAN						OVERALL							
	W-L	PCT	PF	PA	H	A	W-L	PCT	PF	PA	H	A	N	STREAK
Cincinnati	15-3	.833	66.7	59.7	8-1	7-2	27-7	.794	68.4	58.4	18-1	7-3	2-3	Lost 2
Louisville	15-3	.833	79.6	62.3	6-2	8-1	31-6	.838	81.0	61.1	16-2	9-2	6-2	Lost 1
SMU	12-6	.667	69.4	63.5	8-1	4-5	27-10	.730	71.0	62.2	18-1	6-6	3-3	Lost 1
UConn	12-6	.667	70.7	63.4	7-2	5-4	32-8	.800	71.8	63.2	15-3	7-4	10-1	Won 6
Memphis	12-6	.667	75.8	71.4	7-2	5-4	24-10	.706	76.9	70.5	15-3	5-5	4-2	Lost 1
Houston	8-10	.444	70.1	75.7	6-3	2-7	17-16	.515	71.1	73.0	12-4	3-9	2-3	Lost 1
Rutgers	5-13	.278	68.6	76.3	4-5	1-8	12-21	.364	71.1	76.2	10-10	1-10	1-1	Lost 1
Temple	4-14	.222	70.0	78.3	3-6	1-8	9-22	.290	73.9	78.1	4-10	3-9	2-3	Lost 1
UCF	4-14	.222	67.8	77.3	3-6	1-8	13-18	.419	72.7	73.6	10-7	2-10	1-1	Lost 1
USF	3-15	.167	62.7	73.5	1-8	2-7	12-20	.375	65.6	70.8	7-10	5-7	0-3	Lost 9



2014-15 AMERICAN ATHLETIC CONFERENCE

COMPOSITE MEN'S BASKETBALL SCHEDULE *((Tournaments are listed in italics below game))*

DATE	TIME (ET)	TV			
FRIDAY, NOV. 14					
Bryant at UConn	7 p.m.	SNY/ESPN3			
North Carolina Wesleyan at East Carolina <i>Gulf Coast Showcase</i>	7 p.m.				
Flagler at USF	7 p.m.				
American at Temple <i>Northwestern Mutual Coaches vs. Cancer Classic</i>	7 p.m.	ESPN3			
Saint Francis (Pa.) at Cincinnati	8 p.m.	ESPN3			
Houston at Murray State	8 p.m.				
Lamar at SMU <i>Hoosiers Showcase</i>	9:30 p.m.	ESPN3			
SATURDAY, NOV. 15					
Tulsa at Oral Roberts <i>MGM Grand Main Event</i>	8 p.m.				
SUNDAY, NOV. 16					
Stetson at UCF	2 p.m.	ESPN3			
Jackson State at USF <i>Global Sports Shootout</i>	2 p.m.	ESPN3			
UNC-Asheville at East Carolina	3 p.m.	ESPN3			
MONDAY, NOV. 17					
Louisiana Tech at Temple <i>Northwestern Mutual Coaches vs. Cancer Classic</i>	7 p.m.	ESPN3			
Wake Forest at Tulane	8 p.m.	ESPN3			
Louisiana-Lafayette at Tulsa <i>MGM Grand Main Event</i>	9:30 p.m.	ESPN3			
SMU at Gonzaga	11 p.m.	ESPN2			
TUESDAY, NOV. 18					
Memphis vs. Wichita State ¹	2 p.m.	ESPN			
WEDNESDAY, NOV. 19					
Morehead State at Cincinnati	7 p.m.	FS Ohio/ESPN3			
Abilene Christian at Tulsa	8 p.m.	ESPN3			
THURSDAY, NOV. 20					
UConn vs. Charleston ² <i>Puerto Rico Tipoff</i>	12:30 p.m.	ESPNU			
Eckerd at UCF	7 p.m.				
Virginia-Lynchburg at East Carolina	7 p.m.				
Mississippi Valley State at Tulane	8 p.m.	ESPN3			
SMU at Indiana <i>Hoosiers Showcase</i>	8 p.m.	Big Ten Network			
USF at Alabama-Birmingham	TBD				
FRIDAY, NOV. 21					
Temple vs. Duke ³ <i>Northwestern Mutual Coaches vs. Cancer Classic</i>	9 p.m.	TruTV			
UConn vs. Texas A&M/Dayton <i>Puerto Rico Tipoff</i>	TBD	ESPN2/ESPNU			
SATURDAY, NOV. 22					
Eastern Washington at SMU <i>Hoosiers Showcase</i>	7 p.m.	ESPN3			
Morgan State at Houston	8 p.m.	ESPN3			
Southern-New Orleans at Tulane <i>Green Wave Classic</i>	8 p.m.				
Temple vs. Stanford/UNLV ³ <i>Northwestern Mutual Coaches vs. Cancer Classic</i>			TBD		TruTV
SUNDAY, NOV. 23					
South Carolina Upstate at UCF	2 p.m.	ESPN3			
USF at North Carolina State <i>Global Sports Shootout</i>	4 p.m.	ESPNU			
Eastern Illinois at Cincinnati <i>Emerald Coast Classic</i>	5 p.m.	FS Ohio/ESPN3			
UConn vs. TBD ³ <i>Puerto Rico Tipoff</i>			TBD		ESPN2/ESPNU
MONDAY, NOV. 24					
East Carolina vs. Green Bay ⁴ <i>Gulf Coast Showcase</i>			Noon		
Prairie View A&M at Memphis <i>Continental Tire Las Vegas Invitational</i>			8 p.m.		ESPN3
Tulsa vs. Auburn ⁵ <i>MGM Grand Main Event</i>			11 p.m.		ESPNU
TUESDAY, NOV. 25					
North Carolina Central at Cincinnati <i>Emerald Coast Classic</i>			7 p.m.		FS Ohio/ESPN3
Houston at Harvard			7 p.m.		
Hofstra at USF <i>Global Sports Shootout</i>			7 p.m.		ESPN3
Penn at Temple			7 p.m.		ESPN3
Arkansas at SMU			7:30 p.m.		ESPNEWS
Southern at Tulane			8 p.m.		ESPN3
East Carolina vs. Fresno State/Evansville ⁴ <i>Gulf Coast Showcase</i>			TBD		
WEDNESDAY, NOV. 26					
Davidson at UCF			7 p.m.		ESPN3
Texas Southern at SMU <i>Hoosiers Showcase</i>			8 p.m.		ESPN3
East Carolina vs. TBD ⁴ <i>Gulf Coast Showcase</i>			TBD		
Tulsa vs. Oklahoma State/Oregon State ⁵ <i>MGM Grand Main Event</i>			TBD		ESPN2/ESPN3
FRIDAY, NOV. 28					
Memphis vs. Baylor ⁶ <i>Continental Tire Las Vegas Invitational</i>			Midnight		FS1
Southeastern Louisiana at Tulane <i>Green Wave Classic</i>			5 p.m.		ESPN3
Cincinnati vs. Middle Tennessee ⁷ <i>Emerald Coast Classic</i>			TBD		ESPN3
Memphis vs. Illinois/Indiana State ⁶ <i>Continental Tire Las Vegas Invitational</i>			TBD		FS1
SATURDAY, NOV. 29					
Jacksonville at USF <i>Global Sports Shootout</i>			2 p.m.		ESPN3
Tulsa at Wichita State			3 p.m.		
Cincinnati vs. Creighton/Mississippi ⁷ <i>Emerald Coast Classic</i>			TBD		



SUNDAY, NOV. 30

Texas at UConn	Noon	ESPN2
Bethune-Cookman at UCF	2 p.m.	ESPN3
Tennessee Tech at Tulane <i>Green Wave Classic</i>	2 p.m.	ESPN3
Central Connecticut at East Carolina	3 p.m.	ESPN3
Monmouth at SMU	7 p.m.	ESPN3
Long Island at Temple	TBD	ESPN3

TUESDAY, DEC. 2

Georgia Southern at UCF	7 p.m.	ESPN3
Stony Brook at Cincinnati	7 p.m.	FS Ohio
Stephen F. Austin at Memphis <i>Continental Tire Las Vegas Invitational</i>	7 p.m.	ESPNEWS
USF at Alabama	9 p.m.	SEC Network

WEDNESDAY, DEC. 3

Temple at Saint Joseph's	6:30 p.m.	CBSSN
Creighton at Tulsa	9:30 p.m.	ESPN3
East Carolina at Florida Atlantic	TBD	
Tulane at Loyola (Ill.)	TBD	

THURSDAY, DEC. 4

UT Pan American at Houston	8 p.m.	ESPN3
----------------------------	--------	-------

FRIDAY, DEC. 5

Yale at UConn	7 p.m.	SNY/ESPN3
Wyoming at SMU	7 p.m.	ESPNEWS

SATURDAY, DEC. 6

Temple vs. La Salle	Noon	ESPNEWS
UCF at Florida State	2 p.m.	ESPN3
Abilene Christian at Houston	8 p.m.	ESPN3
Bradley at Memphis	9:30 p.m.	ESPNU
Mississippi State at Tulane	TBD	ESPN3
Detroit at USF	TBD	

SUNDAY, DEC. 7

East Carolina at North Carolina	2 p.m.	ESPNU
Tulsa at Arkansas-Little Rock	3 p.m.	

MONDAY, DEC. 8

UC Santa Barbara at SMU	8 p.m.	CBSSN
-------------------------	--------	-------

WEDNESDAY, DEC. 10

Towson at Temple	8 p.m.	ESPN3
Southeastern Oklahoma State at Tulsa	8 p.m.	

THURSDAY, DEC. 11

UCF at Illinois-Chicago	8 p.m.	
-------------------------	--------	--

SATURDAY, DEC. 13

Florida Atlantic at UCF	2 p.m.	ESPN3
Oklahoma at Tulsa	2:30 p.m.	CBSSN
James Madison at East Carolina	5 p.m.	ESPN3
Oklahoma State at Memphis	6 p.m.	ESPN2
Cincinnati at Nebraska	9 p.m.	Big Ten Network

SUNDAY, DEC. 14

Temple at Villanova	2 p.m.	FS1
Coppin State at UConn	4 p.m.	SNY/ESPN3

MONDAY, DEC. 15

Georgia Southern at USF	7 p.m.	ESPN3
North Carolina Central at Memphis	8 p.m.	ESPN3

TUESDAY, DEC. 16

Savannah State at Tulane	8 p.m.	ESPN3
Houston Baptist at Houston	8 p.m.	ESPN3

WEDNESDAY, DEC. 17

Detroit at UCF	7 p.m.	ESPN3
South Carolina Upstate at Memphis	7 p.m.	ESPN3
South Carolina State at Houston <i>Las Vegas Classic</i>	8 p.m.	ESPN3
Illinois-Chicago at SMU	8 p.m.	CBSSN
Missouri State at Tulsa	8 p.m.	ESPN3
San Diego State at Cincinnati	9 p.m.	ESPN2

THURSDAY, DEC. 18

Seton Hall at USF	7 p.m.	CBSSN
Temple at Delaware	7 p.m.	
UConn vs. Duke	8 p.m.	ESPN

FRIDAY, DEC. 19

Jackson State at Tulane	2 p.m.	ESPN3
Arkansas-Pine Bluff at Houston <i>Las Vegas Classic</i>	8 p.m.	ESPN3

SATURDAY, DEC. 20

VCU at Cincinnati	Noon	ESPNU
SMU at Michigan	Noon	ESPN2
Oral Roberts at Memphis	3 p.m.	CBSSN
East Carolina at UNC-Wilmington	TBD	
USF vs. Florida State <i>Orange Bowl Classic</i>	TBD	FSN

MONDAY, DEC. 22

Southeastern Louisiana at UCF	7 p.m.	ESPN3
Columbia at UConn	7 p.m.	SNY/ESPN3
Florida A&M at East Carolina	7 p.m.	ESPN3
Kansas at Temple ⁵	7 p.m.	ESPN2
Incarnate Word at Tulsa	8 p.m.	ESPN3
Houston vs. Boise State ⁶ <i>Las Vegas Classic</i>	10:30 p.m.	FS1
Tulane at Washington	11 p.m.	Pac-12 Network

TUESDAY, DEC. 23

Southeastern Louisiana at USF	1 p.m.	ESPN3
Wagner at Cincinnati	7 p.m.	FS Ohio/ESPN3
Western Illinois at Memphis	8 p.m.	ESPN3
Houston vs. Texas Tech/Loyola (Ill.) ⁶	TBD	FS1

SUNDAY, DEC. 28

Tulane vs. St. John's ³ <i>Brooklyn Hoops Winter Festival</i>	Noon	FS1
Central Connecticut at UConn	1 p.m.	SNY/ESPN3
UNC-Greensboro at East Carolina	3 p.m.	ESPN3
Mississippi Valley State at Houston	5 p.m.	ESPN3
Bowling Green at USF	TBD	ESPN3
Delaware State at Temple	TBD	ESPN3

MONDAY, DEC. 29

Midwestern State at SMU	8 p.m.	
-------------------------	--------	--

TUESDAY, DEC. 30

Cincinnati at North Carolina State	4 p.m.	ESPNU
------------------------------------	--------	-------

WEDNESDAY, DEC. 31

Tulane at East Carolina [*]	Noon	ESPNEWS
Tulsa at UCF[*]	Noon	ESPNU
Temple at UConn [*]	1 p.m.	ESPN2
Houston at Memphis [*]	2 p.m.	ESPNU
USF at SMU [*]	5 p.m.	ESPN2

SATURDAY, JAN. 3

UConn at Florida	2 p.m.	CBS
East Carolina at USF [*]	7 p.m.	ESPN3
Tulane at Memphis [*]	TBD	ESPNU
SMU at Cincinnati [*]	TBD	ESPN2



SUNDAY, JAN. 4		
UCF at Temple *	Noon	ESPNEWS
Houston at Tulsa *	2 p.m.	ESPNEWS
TUESDAY, JAN. 6		
East Carolina at Cincinnati *	7 p.m.	ESPNU
UCF at Houston *	7 p.m.	ESPNEWS
UConn at USF *	7 p.m.	ESPN2
WEDNESDAY, JAN. 7		
Temple at Tulane *	7 p.m.	ESPNEWS
THURSDAY, JAN. 8		
Memphis at SMU *	9 p.m.	ESPN/ESPN2
SATURDAY, JAN. 10		
Cincinnati at UConn *	11 a.m.	ESPN2
Tulsa at Temple *	3 p.m.	ESPNEWS
SUNDAY, JAN. 11		
SMU at UCF *	2 p.m.	CBSSN
USF at Tulane *	3 p.m.	ESPN3
Memphis at Houston *	4 p.m.	CBSSN
TUESDAY, JAN. 13		
UConn at Tulsa	9:30 p.m.	CBSSN
WEDNESDAY, JAN. 14		
Houston at East Carolina *	7 p.m.	ESPNU
Tulane at UCF *	7 p.m.	ESPN3
SMU at Temple *	7 p.m.	CBSSN
THURSDAY, JAN. 15		
Cincinnati at Memphis *	7 p.m.	ESPN/ESPN2
SATURDAY, JAN. 17		
Tulsa at USF *	11 a.m.	ESPNU
Tulane at Houston *	Noon	ESPNEWS
UCF at Memphis *	2 p.m.	ESPNEWS
East Carolina at SMU *	4 p.m.	CBSSN
Temple at Cincinnati *	7:30 p.m.	ESPNU
UConn at Stanford	9 p.m.	ESPN2
WEDNESDAY, JAN. 21		
Houston at Cincinnati *	7 p.m.	ESPNEWS
Memphis at Tulsa *	7 p.m.	ESPNU
SMU at Tulane *	9 p.m.	CBSSN
THURSDAY, JAN. 22		
USF at Temple *	6:30 p.m.	ESPNEWS
UCF at UConn *	7 p.m.	CBSSN
SATURDAY, JAN. 24		
Tulsa at East Carolina *	Noon	ESPNEWS
Houston at SMU *	6 p.m.	CBSSN
Memphis at Tulane 9 *	8 p.m.	ESPNU
SUNDAY, JAN. 25		
USF at UConn *	Noon	CBSSN
Cincinnati at UCF *	2 p.m.	CBSSN
TUESDAY, JAN. 27		
Tulsa at Tulane *	7 p.m.	ESPNEWS
WEDNESDAY, JAN. 28		
SMU at USF *	7 p.m.	ESPNU
Temple at UCF *	7 p.m.	CBSSN
Rice at Houston	8 p.m.	ESPN3
East Carolina at Memphis *	9 p.m.	CBSSN

THURSDAY, JAN. 29		
UConn at Cincinnati *	7 p.m.	ESPN2
SATURDAY, JAN. 31		
Tulane at Temple *	Noon	CBSSN
USF at Tulsa *	1 p.m.	ESPNEWS
UCF at SMU *	8 p.m.	ESPNU
Memphis at Gonzaga	10 p.m.	ESPN2
SUNDAY, FEB. 1		
Cincinnati at East Carolina *	1 p.m.	CBSSN
UConn at Houston *	3 p.m.	CBSSN
WEDNESDAY, FEB. 4		
Temple at USF *	6:30 p.m.	ESPNEWS
East Carolina at UConn *	7 p.m.	ESPNU
Jacksonville State at Memphis	8 p.m.	ESPN3
THURSDAY, FEB. 5		
Tulsa at Houston *	7 p.m.	ESPNEWS
Cincinnati at SMU *	9 p.m.	ESPN/ESPN2
SATURDAY, FEB. 7		
Temple at Memphis *	1 p.m.	ESPNEWS
UCF at East Carolina *	5 p.m.	ESPN3
UConn at Tulane *	6 p.m.	CBSSN
SMU at Tulsa *	8 p.m.	ESPNU
USF at Cincinnati *	8 p.m.	CBSSN
TUESDAY, FEB. 10		
Memphis at East Carolina *	7 p.m.	ESPNU
Cincinnati at Temple *	7:30 p.m.	CBSSN
WEDNESDAY, FEB. 11		
USF at UCF *	7 p.m.	ESPNEWS
THURSDAY, FEB. 12		
Tulsa at UConn *	7 p.m.	ESPN/ESPN2
SMU at Houston *	9 p.m.	ESPNU
SATURDAY, FEB. 14		
Memphis at USF *	Noon	ESPNU
Tulane at Cincinnati *	2 p.m.	ESPNU
East Carolina at Temple *	2 p.m.	CBSSN
UConn at SMU *	9 p.m.	ESPN
SUNDAY, FEB. 15		
Houston at UCF *	5 p.m.	ESPN3
TUESDAY, FEB. 17		
Houston at USF *	7 p.m.	ESPNEWS
WEDNESDAY, FEB. 18		
Xavier at Cincinnati	7 p.m.	ESPN/ESPN2
East Carolina at Tulsa *	7 p.m.	ESPNU
THURSDAY, FEB. 19		
UCF at Tulane *	7 p.m.	ESPNEWS
Temple at SMU *	7 p.m.	ESPN/ESPN2
UConn at Memphis *	9 p.m.	ESPN/ESPN2
SATURDAY, FEB. 21		
USF at East Carolina *	11 a.m.	ESPNU
Cincinnati at Houston *	9:30 p.m.	ESPNU
SUNDAY, FEB. 22		
Memphis at UCF *	2 p.m.	CBSSN
Tulane at UConn *	4 p.m.	CBSSN
Temple at Tulsa *	6 p.m.	CBSSN

WEDNESDAY, FEB. 25

UConn at East Carolina *	7 p.m.	ESPNU
UCF at Cincinnati *	7:30 p.m.	CBSSN
Tulane at Tulsa *	8 p.m.	ESPNEWS

THURSDAY, FEB. 26

Houston at Temple *	7 p.m.	CBSSN
SMU at Memphis *	9 p.m.	ESPN/ESPN2

SATURDAY, FEB. 28

East Carolina at UCF *	Noon	ESPNEWS
Cincinnati at Tulane *	2 p.m.	ESPNEWS
Tulsa at Memphis *	8 p.m.	ESPNU

SUNDAY, MARCH 1

SMU at UConn *	2 p.m.	CBS
USF at Houston *	3 p.m.	ESPN3

WEDNESDAY, MARCH 4

UCF at USF *	7 p.m.	ESPNU
Houston at Tulane *	8 p.m.	ESPNEWS
Cincinnati at Tulsa *	9 p.m.	CBSSN

THURSDAY, MARCH 5

Temple at East Carolina *	7 p.m.	ESPNU
Memphis at UConn *	9 p.m.	ESPN/ESPN2

SATURDAY, MARCH 7

Tulane at USF *	4 p.m.	ESPNEWS
UConn at Temple *	TBD	ESPN/ESPN2

SUNDAY, MARCH 8

Memphis at Cincinnati *	Noon	CBS
East Carolina at Houston *	2 p.m.	ESPNEWS
Tulsa at SMU *	3 p.m.	ESPNU

**AMERICAN ATHLETIC CONFERENCE MEN'S BASKETBALL CHAMPIONSHIP
XL Center • Hartford, Conn.**

Thursday, March 12 • First Round

No. 9 seed vs. No. 8 seed	3:30 p.m.	ESPNU
No. 10 seed vs. No. 7 seed	6 p.m.	ESPNEWS
No. 11 seed vs. No. 6 seed	8 p.m.	ESPNEWS

Friday, March 13 • Quarterfinals

9/8 winner vs. No. 1 seed	Noon	ESPN2
No. 5 seed vs. No. 4 seed	2 p.m.	ESPN2
10/7 winner vs. No. 2 seed	7 p.m.	ESPNU
11/6 winner vs. No. 3 seed	9 p.m.	ESPNU

Saturday, March 14 • Semifinals

Quarterfinal winners	3 p.m.	ESPN2
Quarterfinal winners	5 p.m.	ESPN2

Sunday, March 15 • Final

Semifinal winners	3:15 p.m.	ESPN
-------------------	-----------	------

* American Athletic Conference game

- 1 Minges Coliseum, Sioux Falls, S.D.
- 2 Coliseo Roberto Clemente, San Juan, P.R.
- 3 Barclays Center, Brooklyn, N.Y.
- 4 Germain Arena, Estero, Fla.
- 5 MGM Grand Garden, Las Vegas, Nev.
- 6 Orleans Arena, Las Vegas, Nev.
- 7 The Arena at Northwest Florida State College, Niceville, Fla.
- 8 Wells Fargo Center, Philadelphia, Pa.
- 9 Smoothie King Center, New Orleans, La.

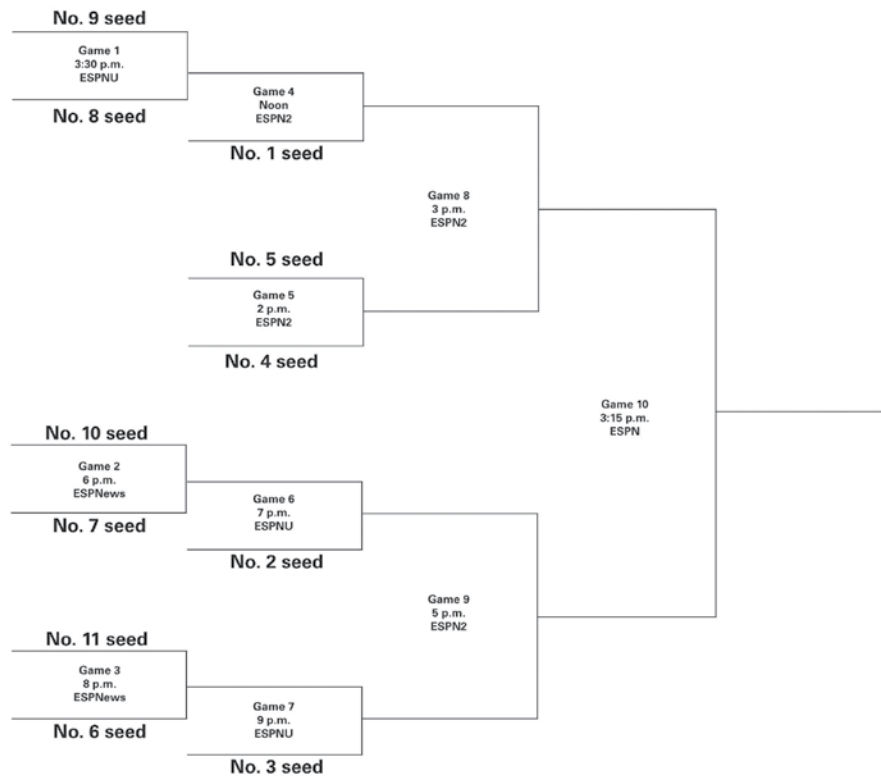


First Round
Thursday
March 12

Quarterfinals
Friday
March 13

Semifinals
Saturday
March 14

Final
Sunday
March 15



All times Eastern



MEN'S BASKETBALL CHAMPIONSHIP

Second Round MARCH 19-20
 Third Round MARCH 21-22
 Sweet 16 MARCH 26-27
 Elite 8 MARCH 28-29
 National Semifinals APRIL 4
 National Semifinals APRIL 4
 Elite 8 MARCH 28-29
 Sweet 16 MARCH 26-27
 Third Round MARCH 21-22
 Second Round MARCH 19-20

FILL OUT YOUR BRACKET
 NATIONAL BASKETBALL DAY
 MARCH 16

First Four®

16 16 16 16

DAYTON MARCH 17-18
 Watch On truTV

TBD TBD
 TBD TBD





OPPONENTS

INSIDE

Media Information	62-63
Series Records vs. 2014-15 Opponents	64-66

In 2014-15, Tulsa will face nine teams that participated in the 2014 NCAA or NIT postseason tournaments. The Hurricane plays Oklahoma at the Donald W. Reynolds Center on Saturday, Dec. 13. It will be the Sooners' first visit to the Reynolds Center since 2005.

MEDIA INFORMATION 2014-15 OPPONENTS

School Location Nickname	Conference	Basketball SID SID E-mail	Phone Numbers (Office, Cell, Press Row)	Web Site Arena (Capacity)	Head Coach Alma Mater Overall Record School Record	
Oral Roberts Tulsa, Okla. Golden Eagles	The Summit League	Blake Freeland bfreeland@oru.edu	918-495-7181 (O) 918-892-1975 (C) 918-495-7800 (PR)	orugoldeneagles.com Mabee Center (10,575)	Scott Sutton Oklahoma State '95 287-193 (15 years) same	
Louisiana-Lafayette Lafayette, La. Ragin' Cajuns	Sun Belt	Ben Rikard ben.rikard@louisiana.edu	337-482-6330 (O) 936-554-2077 (C) 337-265-2284 (PR)	www.ragincajuns.com Cajundome (11,550)	Bob Marlin Mississippi State '81 414-229 (21 years) 66-63 (4 years)	
Abilene Christian Abilene, Texas Wildcats	Southland	Lance Fleming fleming@acu.edu	325-674-2693 (O) 325-665-3543 (C)	www.acusports.com Moody Coliseum (4,600)	Joe Golding Abilene Christian '99 35-50 (3 years) same	
MGM Grand Main Event	Auburn Auburn, Ala. Tigers	SEC	Dan Froehlich froehdp@auburn.edu	334-844-9803 (O) 334-750-1389 (C) 334-844-1933 (PR)	www.auburntigers.com Auburn Arena (9,121)	Bruce Pearl Boston College '82 462-145 (19 years) first season
	Oklahoma State Stillwater, Okla. Cowboys	Big 12	Mike Noteware Mike.noteware@okstate.edu	405-744-7756 (O) 405-612-4843 (C) 405-744-5757 (PR)	www.okstate.com Gallagher-Iba Arena (13,611)	Travis Ford Kentucky '94 315-223 (17 years) 125-73 (6 years)
	Oregon State Corvallis, Ore. Beavers	Pac-12	Shawn Schoeffler Shawn.schoeffler@oregonstate.edu	541-737-8898 (O) 541-737-3020 (PR)	www.osubeavers.com Gill Coliseum (9,604)	Wayne Tinkle Montana '05 158-91 (8 years) first season
Wichita State Wichita, Kan. Shockers	Missouri Valley	Bryan Holmgren bholmgren@goshockers.com	316-978-5535 (O) 316-841-6206 (C) 316-978-3390 (PR)	www.goshockers.com Charles Koch Arena (10,506)	Gregg Marshall Randolph-Macon '85 368-154 (16 years) 174-69 (7 years)	
Creighton Omaha, Neb. Bluejays	Big East	Rob Anderson randerson@creighton.edu	402-208-5544 (O) 402-660-5854 (C) 402-599-6640 (PR)	www.gocreighton.com CenturyLink Center (17,260)	Greg McDermott Northern Iowa '88 387-233 (20 years) 107-38 (4 years)	
Arkansas-Little Rock Little Rock, Ark. Trojans	Sun Belt	Patrick Newton pcnewton@ualr.edu	501-683-7003 (O) 501-850-4537 (C) 501-683-7004 (PR)	www.ualrtrojans.com Jack Stephens Center (5,600)	Steve Shields Baylor '88 179-160 (11 years) same	
Southeastern Oklahoma State Durant, Okla. Savage Storm	Great American	Matt Thomas mthomas@se.edu	580-745-2646 (O) 918-534-6266 (C)	www.gosoutheastern.com Bloomer Sullivan Arena (3,600)	Kelly Green NW Okla. State '85 427-216 (21 years) 36-47 (3 years)	
Oklahoma Norman, Okla. Sooners	Big 12	Mike Houck mhouck@ou.edu	405-325-8227 (O) 405-249-5892 (C) 405-325-1024 (PR)	www.soonersports.com Lloyd Noble Center (12,000)	Lon Kruger Kansas State '75 537-334 (28 years) 58-38 (3 years)	
Missouri State Springfield, Mo. Bears	Missouri Valley	Rick Kindhart rkindhart@missouristate.edu	417-836-4585 (O) 417-849-5865 (C) 417-836-8145 (PR)	www.missouristatebears.com JQH Arena (11,000)	Paul Lutz Purdue '00 49-74 (4 years) 47-51 (3 years)	

School Location Nickname	Conference	Basketball SID SID E-mail	Phone Numbers (Office, Cell, Press Row)	Web Site Arena (Capacity)	Head Coach Alma Mater Overall Record School Record
Incarnate Word San Antonio, Texas Cardinals	Southland	Shane Meling meling@uiwtx.edu	210-805-3071 (O) 903-399-0455 (C)	www.uiwcardinals.com McDermott Convocation Center (2,000)	Ken Burmeister St. Mary's '70 297-206 (17 years) 169-82 (8 years)
UCF Orlando, Fla. Knights	American Athletic	Dan Forcella dforcella@athletics.ucf.edu	407-823-2142 (O) 207-650-6790 (C) 407-823-2477 (PR)	www.ucfknight.com CFE Arena (10,000)	Donnie Jones Pikeville '88 110-93 (7 years) 58-63 (4 years)
Houston Houston, Texas Cougars	American Athletic	Jeff Conrad jaconrad@central.uh.edu	713-743-9410 (O) 713-557-3841 (C) 713-743-9414 (PR)	www.uhcougars.com Hofheinz Pavilion (8,479)	Kelvin Samson UNC Pembroke '78 500-270 (25 years) first season
Temple Philadelphia, Pa. Owls	American Athletic	Larry Dougherty larrydoc@temple.edu	215-204-2588 (O) 215-651-1822 (C) 215-204-7445 (PR)	www.owlsports.com Liacouras Center (10,206)	Fran Dunphy LaSalle '70 478-260 (25 years) 168-97 (8 years)
Connecticut Storrs, Conn. Huskies	American Athletic	Phil Chardis phil.chardis@uconn.edu	860-486-3531 (O) 860-771-3314 (C)	www.uconnhuskies.com XL Center (Hartford) (16,294) Gampel Pavilion (Storrs)	Kevin Ollie Connecticut '95 52-18 (3 years) same
South Florida Tampa, Fla. Bulls	American Athletic	Steven Schoon schoons@usf.edu	813-974-4087 (O) 620-218-1693 (C) 813-974-8236 (PR)	www.gousfbulls.com USF Sun Dome (10,411)	Orlando Antigua Pittsburgh '95 first season
Memphis Memphis, Tenn. Tigers	American Athletic	Lamar Chance lchance1@memphis.edu	901-678-2349 (O) 901-734-9949 (C) 901-205-2758 (PR)	www.gotigersgo.com FedEx Forum (18,400)	Josh Pastner Arizona '98 130-44 (5 years) same
East Carolina Greenville, N.C. Pirates	American Athletic	Jody Jones jonesjod@ecu.edu	252-737-4524 (O) 252-414-2019 (C) 252-328-0135 (PR)	www.ecupirates.com Williams Arena at Minges Coliseum (8,000)	Jeff Lebo North Carolina '89 284-217 (16 years) 73-61 (4 years)
Tulane New Orleans, La. Green Wave	American Athletic	Brian Miller bmiller@tulane.edu	504-314-7219 (O) 504-390-6772 (C) 504-862-8122 (PR)	www.tulanegreenwave.com Devlin Fieldhouse (3,600)	Ed Conroy The Citadel '89 155-198 (11 years) 65-65 (4 years)
SMU Dallas, Texas Mustangs	American Athletic	Herman Hudson hermanh@smu.edu	214-768-1304 (O) 214-924-0358 (C) 214-768-7742 (PR)	www.smumustangs.com Moody Coliseum (7,000)	Larry Brown North Carolina '63 219-88 (9 years) 42-27 (2 years)
Cincinnati Cincinnati, Ohio Bearcats	American Athletic	Andre Foushee andre.foushee@uc.edu	513-556-5182 (O) 859-797-7871 (C) 513-556-3800 (PR)	www.gobearcats.com Fifth Third Arena (13,176)	Mick Cronin Cincinnati '97 231-131 (11 years) 162-107 (8 years)

SERIES RECORDS VS. 2014-15 OPPONENTS

ABILENE CHRISTIAN

First Meeting

AUBURN

2 games, Auburn leads series 2-0

Date	Winner	Score	Site
12-20-75	Auburn	92-75	El Paso, Texas
3-20-09	Auburn	74-55	Auburn

CINCINNATI

31 games, Cincinnati leads series 21-10

Date	Winner	Score	Site
12-31-46	Cincinnati	43-42	Cincinnati
12-29-53	Tulsa	76-70	Oklahoma City
1-4-58	Cincinnati	77-70	Tulsa
2-22-58	Cincinnati	86-71	Cincinnati
2-2-59	Cincinnati	84-71	Cincinnati
2-23-59	Cincinnati	92-69	Tulsa
1-9-60	Cincinnati	83-50	Tulsa
2-29-60	Cincinnati	110-64	Cincinnati
1-14-61	Cincinnati	92-75	Tulsa
2-18-61	Cincinnati	81-52	Cincinnati
1-6-62	Cincinnati	72-43	Cincinnati
2-10-62	Cincinnati	70-52	Tulsa
1-12-63	Cincinnati	67-57	Tulsa
2-23-63	Cincinnati	55-54	Cincinnati
12-28-63	Cincinnati	54-52	Cincinnati
2-1-63	Cincinnati	85-74	Tulsa
2-6-65	Tulsa	69-66	Cincinnati
2-20-65	Tulsa	84-71	Tulsa
1-8-66	Tulsa	73-71	Tulsa
2-19-66	Cincinnati	88-75	Cincinnati
1-5-67	Tulsa	65-64	Cincinnati
2-16-67	Tulsa	76-57	Tulsa

1-6-68	Tulsa	62-59	Tulsa
2-17-68	Cincinnati	75-58	Cincinnati
1-2-69	Tulsa	57-50	Tulsa
2-15-69	Cincinnati	76-63	Cincinnati
1-5-70	Cincinnati	78-74	Cincinnati
2-13-70	Cincinnati	72-68	Tulsa
1-22-72	Cincinnati	81-74	Cincinnati
12-23-72	Tulsa	92-86/OT	Tulsa
3-19-00	Tulsa	69-61	Nashville (NCAA)

CONNECTICUT

1 game, Connecticut leads series 1-0

Date	Winner	Score	Site
12-29-78	UConn	89-68	New Haven, Conn.

CREIGHTON

78 games, Tulsa leads series 43-35

Date	Winner	Score	Site
1-8-35	Creighton	38-11	Tulsa
3-1-35	Creighton	39-21	Omaha
1-10-36	Creighton	32-31	Tulsa
2-15-36	Creighton	37-22	Omaha
1-18-37	Tulsa	42-39	Tulsa
2-13-37	Creighton	54-26	Omaha
1-12-38	Tulsa	33-32	Omaha
2-15-38	Tulsa	41-38	Tulsa
2-4-39	Tulsa	55-42	Tulsa
2-20-39	Creighton	32-37	Omaha
1-13-40	Creighton	36-24	Omaha
2-5-40	Creighton	34-31	Tulsa
1-18-41	Creighton	45-29	Tulsa
2-5-41	Tulsa	39-31	Omaha
2-21-42	Creighton	40-30	Tulsa
2-28-42	Creighton	54-23	Omaha
2-6-43	Creighton	59-38	Tulsa
2-13-43	Creighton	65-26	Omaha

2-27-46	Tulsa	59-42	Tulsa
3-7-46	Creighton	40-39	Omaha
2-7-47	Creighton	69-35	Omaha
3-1-47	Creighton	62-51	Tulsa
2-7-48	Tulsa	40-36	Tulsa
3-1-48	Creighton	40-32	Omaha
2-7-49	Creighton	46-36	Omaha
3-11-49	Tulsa	58-42	Tulsa
3-8-54	Tulsa	78-69	Omaha
12-2-55	Tulsa	69-54	Tulsa
1-20-72	Tulsa	76-75	Tulsa
1-29-73	Tulsa	76-68	Omaha
2-10-76	Creighton	75-69	Tulsa
1-4-77	Creighton	86-75	Omaha
1-7-78	Creighton	78-58	Omaha
2-20-78	Tulsa	85-77	Tulsa
1-6-79	Creighton	75-71	Omaha
2-8-79	Tulsa	71-65	Tulsa
1-12-80	Tulsa	56-55	Tulsa
1-31-80	Creighton	73-55	Omaha
1-3-81	Creighton	97-86	Omaha
1-31-81	Tulsa	87-84	Tulsa
3-5-81	Creighton	66-64	Omaha (MVC)
1-4-82	Tulsa	80-55	Tulsa
2-13-82	Tulsa	70-63	Omaha
3-2-82	Tulsa	106-81	Tulsa (MVC)
1-29-83	Tulsa	80-72	Tulsa
2-17-83	Tulsa	67-65	Omaha
1-26-84	Tulsa	75-64	Tulsa
2-16-84	Tulsa	82-80/OT	Omaha
3-10-84	Tulsa	70-68	Tulsa (MVC)
1-12-85	Tulsa	70-66	Tulsa
2-16-85	Tulsa	78-63	Omaha
1-9-86	Tulsa	85-59	Tulsa
2-6-86	Creighton	48-46	Omaha
1-29-87	Tulsa	72-58	Tulsa
2-12-87	Tulsa	71-57	Omaha
1-14-88	Creighton	84-77	Tulsa
2-4-88	Creighton	94-92/OT	Omaha
2-2-89	Creighton	75-61	Omaha

2-11-89	Tulsa	75-67	Tulsa
1-6-90	Tulsa	82-77	Tulsa
1-27-90	Creighton	74-57	Omaha
12-20-90	Tulsa	73-64	Omaha
2-16-91	Tulsa	73-63	Tulsa
1-25-92	Tulsa	80-65	Tulsa
3-2-92	Tulsa	81-71	Omaha
2-6-93	Tulsa	70-63	Omaha
2-22-93	Tulsa	69-66	Tulsa
1-15-94	Tulsa	75-59	Omaha
2-26-94	Tulsa	72-62/OT	Tulsa
12-31-94	Tulsa	80-65	Tulsa
1-28-95	Tulsa	67-54	Omaha
1-17-96	Creighton	72-59	Omaha
1-24-96	Tulsa	55-52	Tulsa
1-12-00	Tulsa	75-67	Omaha
12-19-00	Creighton	86-76	Tulsa
12-21-11	Creighton	83-64	Tulsa
12-19-12	Creighton	71-54	Omaha
11-23-13	Creighton	82-72	Omaha

EAST CAROLINA

13 games, Tulsa leads series 11-2

Date	Winner	Score	Site
12-28-84	Tulsa	86-63	Tulsa
1-28-06	ECU	59-45	Greenville
1-10-07	Tulsa	67-49	Tulsa
3-7-07	Tulsa	65-50	Memphis (C-USA)
2-13-08	Tulsa	66-61	Greenville
3-12-08	Tulsa	66-49	Memphis (C-USA)
2-21-09	Tulsa	72-62	Tulsa
2-27-10	Tulsa	85-73	Greenville
2-16-11	Tulsa	86-67	Tulsa
1-14-12	Tulsa	70-67	Greenville
2-20-13	ECU	72-63	Tulsa
3-14-13	Tulsa	79-72	Tulsa (C-USA/BOK)
2-13-14	Tulsa	76-58	Tulsa



RECORDS

INSIDE

Tulsa Team Records	68
Tulsa Individual Records	68
Opponent Records	69
Tulsa Yearly Leaders	70-72
Career Leaders	73
Single-Season Leaders	74
Single-Game Leaders	75-77
Tulsa / Opponent Single-Game Highs	77-79
All-Time Freshman Leaders	79
Tulsa Scoring Records & Streaks	80
100-Point Games & Overtime History	81
Point Clubs	82-83
All-Time Record Against Opponents	84-85
Tulsa vs. Nationally-Ranked Teams	86-87
Reynolds Center Firsts	88
Reynolds Center Records	88-90
Tulsa Year-by-Year Statistics	91
Opponent Year-by-Year Statistics	92

Gary Collier (1990-94) holds the Tulsa single season record for three-pointers, with 93 in 1993-94. That season, he led the Golden Hurricane to its first Sweet Sixteen appearance in the NCAA Tournament.

TEAM RECORDS

Single Game

Most Points - 141 vs. Prairie View A&M, Dec. 17, 1995
Most Points vs. MVC Team - 126 vs. Indiana State, March 1, 1984
Most Points vs. WAC Team - 128 vs. TCU, Feb. 27, 1997
Most Points vs. C-USA Team - 100 vs. Marshall, March 8, 2012 (3OT)
Most Points (Both Teams) - 228, Tulsa (126) vs. Indiana State (102), March 1, 1984
Fewest Points - 11 vs. Creighton, 1934 (pre-1950); 33 vs. Oklahoma A&M, 1952 (post-1950)
Most Rebounds - 76 vs. Dartmouth, Dec. 10, 1973
Most Field Goals - 54 vs. Christian Brothers, Dec. 11, 1964
Most Field Goals Attempted - 112 vs. Samford, Nov. 27, 1972
Most 3-PT Field Goals - 18 vs. North Texas, Dec. 8, 1998
Most 3-Pt Field Goals Attempted - 38 vs. North Carolina, Nov. 11, 2000
Most Free Throws - 45 vs. Tulane, Nov. 17, 1997
Most Free Throws Attempted - 58 vs. Tulane, Nov. 17, 1997 & vs. Marshall, March 8, 2012
Most Assists - 35 vs. Houston Baptist, Nov. 27, 1993
Most Steals - 25 vs. Fort Valley State, Nov. 24, 1984
Most Forced Turnovers - 39 by Arkansas-Pine Bluff, Nov. 27, 1999
Most Blocked Shots - 14 vs. SW Missouri State, Jan. 22, 1991 & vs. Loyola Marymount, Nov. 24, 2009
Most Personal Fouls - 36 vs. Wichita State, Jan. 21, 1953
Fewest Personal Fouls - 4 vs. NE Missouri State, Nov. 26, 1985

Single Season

Most Games Won - 32, 1999-00
Most Games Played - 39, 2007-08
Most 100-Pt Games in a Season - 8, 1983-84
Most Consecutive 100-Pt Games - 3, 1983-84
Most Points - 2,974 in 37 games, 1999-00
Highest Scoring Average - 90.5 in 31 games, 1983-84
Fewest Points - 285, 1942-43 (pre-1950); 1,325, 1951-52 (post-1950)
Lowest Scoring Average - 55.2 in 24 games, 1951-52
Most Rebounds - 1,495 in 39 games, 2007-08
Highest Rebounding Average - 47.6, 1974-75
Most Field Goals - 1,096 in 31 games, 1983-84
Most Field Goals Attempted - 2,226 in 29 games, 1974-75
Highest Field Goal Percentage - .527 (1,096-2,079) in 31 games, 1983-84
Most 3-PT Field Goals - 288, 2000-01
Most 3-PT Field Goals Attempted - 764, 1999-00
Highest 3-PT Field Goal Percentage - .413 (107-259) in 28 games, 1987-88
Most Free Throws - 631, 1980-81
Most Free Throws Attempted - 948, 1980-81
Highest Free Throw Percentage - .753 (545-724), 2001-02
Most Assists - 631, 1999-00
Most Steals - 433, 1999-00
Most Forced Turnovers - 751, 1999-00
Most Blocked Shots - 230, 2007-08
Most Personal Fouls - 730, 1999-00
Fewest Personal Fouls - 327, 1967-68

INDIVIDUAL RECORDS

Single Game

Most Points - 48, Willie Biles vs. St. Cloud, Dec. 13, 1973; vs. Wichita State, March 3, 1973
Most Field Goals - 21, Steve Bracey vs. Drake, Jan. 8, 1972
Most Field Goals Attempted - 49, Willie Biles vs. West Texas State, Feb. 24, 1973
Most 3-PT Field Goals - 8, Jason Parker vs. Wichita State, Dec. 4, 2002
Most 3-Pt Field Goals Attempted - 17, Dante Swanson vs. San Jose State, Jan. 30, 2003
Most Free Throws - 23, Rick Park vs. Arkansas, Jan. 25, 1964
Most Free Throws Attempted - 24, Rick Park vs. Arkansas, Jan. 25, 1964
Most Rebounds - 26, Dana Lewis vs. MacMurray, Dec. 27, 1969
Most Assists - 15, Ricky Ross vs. Indiana State, March 1, 1984
Most Steals - 8, Paul Pressey vs. Oral Roberts, Feb. 25, 1982; Steve Harris vs. Pepperdine, Dec. 27, 1983; Eric Coley vs. UAB, Dec. 4, 1999 and vs. Rice, Feb. 14, 2000
Most Blocked Shots - 9, Michael Ruffin vs. Tulane, Nov. 17, 1998

Single Season

Most Games Played - 39, 8 players, 2007-08
Most Games Started - 37, Eric Coley, 1999-00; Greg Harrington, 1999-00, 2000-01; Tony Heard, 1999-00; Marcus Hill, 1999-00; Kevin Johnson, 2000-01
Most Points - 788, Willie Biles, 1972-73
Highest Scoring Average - 30.3, Willie Biles, 1972-73
Most Field Goals - 323, Willie Biles, 1972-73
Most Field Goals Attempted - 742, Willie Biles, 1972-73
Highest Field Goal Percentage - .659, Julian Hammond (172-261), 1965-66
Most 3-PT Field Goals - 93, Gary Collier, 1993-94
Most 3-PT Field Goals Attempted - 282, Shea Seals, 1996-97
Highest 3-PT Field Goal Percentage - .490, Dante Swanson (73-149), 2001-02
Most Free Throws - 229, Bob Patterson, 1954-55
Most Free Throws Attempted - 297, Bob Patterson, 1954-55
Highest Free Throw Percentage - .903, Rick Park (121-134), 1963-64
Most Consecutive Free Throws - 37, David Voss, 1960-61
Most Rebounds - 370, Bob Patterson, 1954-55
Highest Rebounding Average - 13.2, Bob Patterson, 1954-55
Most Assists - 201, Greg Harrington, 2000-01
Most Steals - 123, Eric Coley, 1996-00
Most Blocked Shots - 143, Jerome Jordan, 2007-08
Most Personal Fouls - 120, Brandon Kurtz, 1999-00
Most Disqualifications - 10, Bob Goodall, 1959-60; Larry Berke, 1963-64; Kauri Black, 2012-13

Career

Most Games - 141, Greg Harrington, 1998-02 and Ben Uzoh, 2006-10
Most Games Started - 140 Ben Uzoh, 2006-10
Most Points - 2,288, Shea Seals, 1993-97
Highest Scoring Average - 22.7, Willie Biles, 1971-74
Most Rebounds - 1,211, Michael Ruffin, 1995-99
Highest Rebounding Average - 12.7, Dana Lewis, 1969-71
Most Field Goals - 904, Steve Harris, 1981-85
Most Field Goals Attempted - 1,649, Steve Harris, 1981-85
Most 3-PT Field Goals - 299, Shea Seals, 1993-97
Most 3-PT Field Goals Attempted - 905, Shea Seals, 1993-97
Most Free Throws - 464, Ben Uzoh, 2006-10
Most Free Throws Attempted - 674, Michael Ruffin, 1995-99
Most Assists - 551, Greg Harrington, 1998-02
Most Steals - 299, Eric Coley, 1996-00
Most Blocked Shots - 333, Jerome Jordan, 2006-10
Most Personal Fouls - 378, Eric Coley, 1996-00
Most Disqualifications - 20, Bob Goodall, 1957-60; Anthony Fobbs, 1983-86

OPPONENT RECORDS


Individual, Single Game

- Most Points** - 49, Bruce King, Pan American, Dec. 28, 1974
- Most Field Goals** - 19, Jonathan Manning, Oklahoma City, Jan. 20, 1975
- Most Field Goals Attempted** - 34, Jonathan Manning, Oklahoma City, Jan. 20, 1975
- Most 3-PT Field Goals** - 9, Jeff Allen, Drake, Jan. 13, 1994
- Most 3-PT Field Goals Attempted** - 18, Robert McKiver, Houston, March 26, 2008
- Most Free Throws** - 20, Carl Nicks, Indiana State, Jan. 14, 1980
- Most Free Throws Attempted** - 26, Lyndon Lee, Oklahoma City, Dec. 22, 1954
- Most Rebounds** - 26, Ken Harris, Drake, Feb. 12, 1977
- Most Assists** - 14, Terry Adolph, West Texas State, Feb. 4, 1980

Team, Single Game

- Most Points** - 118, Arkansas, Feb. 25, 1989
- Most Field Goals** - 49, Cincinnati, Feb. 19, 1960
- Most Field Goals Attempted** - 99, North Texas State, Feb. 21, 1976; West Texas State, Feb. 7, 1981
- Most 3-PT Field Goals** - 14, Drake, Jan. 13, 1994; Southern Illinois, Feb. 14, 1996; Air Force, Feb. 13, 1999
- Most 3-PT Field Goals Attempted** - 38, Air Force, Feb. 13, 1999
- Most Free Throws** - 37, TCU, Feb. 1, 1998
- Most Free Throws Attempted** - 57, Wichita State, Jan. 21, 1953
- Most Rebounds** - 68, Cincinnati, Jan. 14, 1961
- Most Assists** - 31, Arkansas, Mar. 24, 1994
- Most Blocked Shots** - 12, Memphis, Jan. 24, 2007


Julian Hammond holds the school's single-season record for highest field goal percentage at .659.



Team, Single Season

- Most Points** - 2,542 in 39 games, 2007-08
- Highest Scoring Average** - 85.3 in 26 games, 1972-73
- Fewest Points** - 102 in 1923-24 (pre-1950); 1,325 in 1951-52 (post-1950)
- Lowest Scoring Average** - 44.4 in 23 games, 1949-50
- Most Field Goals** - 1,007 in 33 games, 1980-81
- Most Field Goals Attempted** - 2,250 in 39 games, 2007-08
- Highest Field Goal Percentage** - .551 (925-1,811) in 27 games, 1976-77
- Most 3-PT Field Goals** - 235 in 39 games, 2007-08
- Most 3-PT Field Goals Attempted** - 717 in 39 games, 2007-08
- Highest 3-PT Field Goal Percentage** - .390 (128-328) in 30 games, 1986-87
- Most Free Throws** - 599 in 34 games, 2013-14
- Most Free Throws Attempted** - 869 in 34 games, 2013-14
- Highest Free Throw Percentage** - .724 (515-711) in 32 games, 2010-11
- Most Rebounds** - 1,327 in 37 games, 1999-00
- Most Assists** - 514 in 33 games, 1980-81
- Most Steals** - 317 in 33 games, 1998-99
- Most Blocked Shots** - 151 in 37 games, 2000-01
- Most Personal Fouls** - 817 in 33 games, 1980-81
- Fewest Personal Fouls** - 305 in 23 games, 1967-68

Greg Harrington is Tulsa's career record holder for most assists (551) and games played (141).



Dante Swanson's 49 percent from three-point range set a new school record and led the NCAA in 2001-02.



TULSA YEAR-BY-YEAR LEADERS

Scoring

Year	Player	G	FG	FT	Pts	Avg
1945	Barney White (Sr.)	12	46	20	112	9.3
1946	not available	n/a	n/a	n/a	n/a	n/a
1947	not available	n/a	n/a	n/a	n/a	n/a
1948	Gerald Carrrens (Jr.)	23	82	25	189	8.2
1949	Neil Ridley (So.)	24	101	51	253	10.5
1950	Neil Ridley (Jr.)	23	91	56	238	10.3
1951	Neil Ridley (Sr.)	27	111	66	288	10.7
1952	Dick Nunneley (So.)	24	141	100	382	15.8
1953	Dick Nunneley (Jr.)	25	119	90	327	13.1
1954	Dick Nunneley (Sr.)	29	171	162	504	17.3
1955	Bob Patterson (Sr.)	28	272	229	773	27.6
1956	Junior Born (Jr.)	26	151	79	381	14.6
1957	Jerry Evans (Sr.)	25	110	93	313	12.5
1958	Roger Wendel (Jr.)	26	147	161	455	17.5
1959	Roger Wendel (Sr.)	25	142	185	469	18.8
1960	David Voss (Jr.)	26	156	84	396	15.2
1961	David Voss (Sr.)	25	165	86	416	16.6
1962	Jim King (Jr.)	26	186	105	479	18.4
1963	Bill Kusleika (Jr.)	25	n/a	n/a	427	17.1
1964	Bill Kusleika (Sr.)	25	236	94	566	22.6
1965	Rick Park (Sr.)	25	157	145	459	18.4
1966	Julian Hammond (Sr.)	29	172	132	476	16.4
1967	Eldridge Webb (So.)	27	n/a	n/a	486	18.0
1968	Rob Washington (Jr.)	23	125	102	352	15.3
1969	Bobby Smith (Sr.)	27	n/a	n/a	661	24.5
1970	Ron Carson (Sr.)	26	n/a	n/a	535	20.5
1971	Dana Lewis (Jr.)	26	255	97	607	23.3
1972	Steve Bracey (Sr.)	26	255	117	627	24.1
1973	Willie Biles (Jr.)	26	323	142	788	30.3
1974	Willie Biles (Sr.)	26	257	127	641	24.7
1975	Ken Smith (Sr.)	29	255	97	607	20.9
1976	Leon Alvoid (Sr.)	27	183	35	401	14.9
1977	Teko Wynder (Sr.)	27	202	73	477	17.7
1978	Terry Sims (Jr.)	27	173	50	396	14.7
1979	Terry Sims (Sr.)	26	159	39	357	13.7
1980	Russell Sublet (Sr.)	26	186	59	431	16.6
1981	Greg Stewart (Jr.)	33	214	85	513	15.5
1982	Paul Pressey (Sr.)	30	154	87	395	13.2
1983	Ricky Ross (Jr.)	31	203	139	575	18.5
1984	Steve Harris (Jr.)	31	271	113	655	21.1
1985	Steve Harris (Sr.)	31	273	186	732	23.6
1986	Tracy Moore (So.)	32	217	105	539	16.8

(Three-point field goal became official in the 1986-87 season)

Year	Player	G	FG	3 Pts	FT	Pts	Avg
1987	David Moss (Sr.)	30	196	43	100	535	17.8
1988	Tracy Moore (Sr.)	28	211	64	109	595	21.3
1989	Lamont Randolph (Jr.)	31	154	0	100	408	13.2
1990	Marcell Gordon (Jr.)	30	145	9	88	387	12.9
1991	Marcell Gordon (Sr.)	30	179	8	136	502	16.7
1992	Mark Morse (Jr.)	30	161	53	74	449	14.9
1993	Mark Morse (Sr.)	29	176	75	77	504	17.4
1994	Gary Collier (Sr.)	31	254	93	109	710	22.9
1995	Shea Seals (So.)	32	182	80	157	601	18.8
1996	Shea Seals (Jr.)	30	161	59	131	512	17.1
1997	Shea Seals (Sr.)	34	231	85	158	705	20.7
1998	Rod Thompson (Sr.)	31	148	71	99	466	15.0
1999	Brandon Kurtz (Jr.)	33	142	8	100	392	11.9
2000	David Shelton (Jr.)	37	152	30	164	498	13.5
2001	Kevin Johnson (So.)	37	192	3	128	515	13.9
2002	Kevin Johnson (Jr.)	34	192	11	99	494	14.5
2003	Jason Parker (Jr.)	33	167	52	123	509	15.4
2004	Jason Parker (Sr.)	29	169	51	101	490	16.9
2005	Jarius Glenn (Sr.)	29	172	17	134	495	17.1
2006	Anthony Price (Sr.)	28	129	0	60	318	11.4
2007	Rod Earls (Jr.)	32	106	69	67	348	11.2
2008	Ben Uzoh (So.)	39	208	55	137	608	15.6
2009	Ben Uzoh (Jr.)	36	169	40	125	503	14.0
2010	Ben Uzoh (Sr.)	35	184	49	117	534	15.3
2011	Justin Hurtt (Sr.)	32	206	86	142	640	20.0
2012	Jordan Clarkson (So.)	31	167	43	134	511	16.5
2013	James Woodard (Fr.)	33	130	31	92	383	12.0
2014	James Woodard (So.)	34	162	65	139	528	15.5

Rebounding

Year	Player	Reb	Avg
1953	Warren Shackelford (Sr.)	161	6.4
1954	not available	n/a	n/a
1955	Bob Patterson (Sr.)	370	13.2
1956	Clester Harrington (So.)	176	6.7
1957	Clester Harrington (Jr.)	250	10.0
1958	Bob Goodall (So.)	303	11.6
1959	Bob Goodall (Jr.)	266	10.6
1960	Gene Estes (Jr.)	216	9.0
1961	Gene Estes (Sr.)	358	14.3
1962	Jim King (Jr.)	220	8.5
1963	Bill Kusleika (Jr.)	217	8.7
1964	Bill Kusleika (Sr.)	242	9.7
1965	Herman Callands (Jr.)	281	11.2
1966	Julian Hammond (Sr.)	256	8.8
1967	Bobby Smith (So.)	282	10.4
1968	Doug Robinson (Sr.)	204	9.7
1969	Rob Washington (Sr.)	279	10.3
1970	Dana Lewis (So.)	309	11.9
1971	Dana Lewis (Jr.)	352	13.5
1972	Larry Morris (Sr.)	267	10.3
	Joe Voskuhl (Jr.)	261	10.4
1973	Joe Voskuhl (Sr.)	284	10.9
1974	Ken Smith (Jr.)	215	8.3
1975	Ken Smith (Sr.)	320	11.0
1976	Dan O'Leary (Jr.)	190	7.0
1977	Dan O'Leary (Sr.)	190	7.0
1978	Lester Johnson (So.)	243	9.0
1979	Billy Keys (Sr.)	193	7.1
1980	Bob Stevenson (Jr.)	265	9.8
1981	David Brown (Jr.)	227	6.9
	Greg Stewart (Jr.)	227	6.9
1982	Paul Pressey (Sr.)	192	6.4
	Greg Stewart (Sr.)	191	6.4
1983	Ricky Ross (Jr.)	173	5.6
1984	Herb Johnson (Jr.)	236	7.6
1985	Herb Johnson (Sr.)	293	9.5
1986	David Moss (Jr.)	206	6.4
1987	Brian Rahilly (Sr.)	218	7.3
1988	Ray Wingard (Jr.)	208	7.4
1989	Ray Wingard (Sr.)	256	8.3
1990	Lamont Randolph (Sr.)	241	8.0
1991	Wade Jenkins (Sr.)	176	6.3
1992	Gary Collier (So.)	169	5.6
1993	Jeff Malham (Sr.)	168	5.8
1994	Gary Collier (Sr.)	209	6.7
1995	Shea Seals (So.)	222	6.9
1996	Michael Ruffin (Fr.)	232	7.7
1997	Michael Ruffin (So.)	341	10.0
1998	Michael Ruffin (Jr.)	296	9.5
1999	Michael Ruffin (Sr.)	342	10.4
2000	Brandon Kurtz (Sr.)	258	7.0
2001	Kevin Johnson (So.)	259	7.0
2002	Charlie Davis (Jr.)	229	6.7
2003	Kevin Johnson (Sr.)	232	7.0
	Charlie Davis (Sr.)	230	7.0
2004	Jarius Glenn (Jr.)	178	6.1
2005	Jarius Glenn (Sr.)	180	6.2
	Guilherme Teichmann (Sr.)	180	6.2
2006	Charles Ramsdell (Jr.)	173	6.2
2007	Ben Uzoh (Fr.)	155	5.0
2008	Jerome Jordan (So.)	309	7.9
2009	Jerome Jordan (Jr.)	308	8.6
2010	Jerome Jordan (Sr.)	317	9.1
2011	Steven Idlet (Jr.)	196	6.3
2012	Kodi Maduka (So.)	190	6.3
2013	James Woodard (Fr.)	187	5.8
2014	James Woodard (So.)	201	5.9

TULSA CAREER/SINGLE SEASON LEADERS

Career Games Played Leaders

No.	Player	Years	Games
1.	Greg Harrington	1998-02	141
	Ben Uzoh	2006-10	141
3.	Dante Swanson	1999-03	139
4.	Marcus Hill	1997-01	134
	Sam Mitchell	2005-09	134
6.	Jason Parker	2000-04	133
	Jerome Jordan	2006-10	133
8.	Charlie Davis	1999-03	132
	Kevin Johnson	1999-03	132
	Steven Idlet	2008-12	132
11.	Eric Coley	1996-00	131
	Joe Richard	2008-12	131
13.	Ray Reese	2005-09	130
14.	Tim Peete	2010-14	129
15.	Michael Ruffin	1995-99	128
16.	Jarius Glenn	2001-05	125
17.	Shea Seals	1993-97	124
	Rafael Maldonado	1993-97	124
19.	Herb Johnson	1981-85	123
	Byron Boudreaux	1983-87	123
	David Moss	1983-87	123
22.	Steve Harris	1981-85	122
	Lou Dawkins	1989-94	122
	J.R. Rollo	1992-96	122
25.	Tracy Moore	1984-88	121
	Brett McDade	2004-08	121
27.	Justin Hurtt	2007-11	120

Single-Season Leaders

Field Goals Made

No.	Player	FGM
1.	Willie Biles (1972-73)	323
2.	Bobby Smith (1968-69)	281
3.	Steve Harris (1984-85)	273
4.	Bob Patterson (1954-55)	272
5.	Steve Harris (1983-84)	271
6.	Willie Biles (1973-74)	257
7.	Dana Lewis (1970-71)	255
	Steve Bracey (1971-72)	255
	Ken Smith (1974-75)	255
10.	Gary Collier (1993-94)	254

Field Goal Attempts

No.	Player	FGA
1.	Willie Biles (1972-73)	742
2.	Willie Biles (1973-74)	635
3.	Bob Patterson (1954-55)	630
4.	Ken Smith (1974-75)	603
5.	Shea Seals (1996-97)	586
6.	Bobby Smith (1968-69)	579
7.	Steve Bracey (1971-72)	546
8.	Dana Lewis (1970-71)	518
9.	Steve Harris (1984-85)	499
10.	Ron Carson (1969-70)	496

Field Goal Percentage

(minimum 125 attempts)

No.	Player	PCT (Made-Att)
1.	Julian Hammond (1965-66)	65.9% (172-261)
2.	Charlie Davis (2001-02)	62.9% (105-167)
3.	Steve Ballard (1982-83)	61.7% (93-149)
4.	Lamont Randolph (1988-89)	61.1% (154-252)
5.	Bruce Vanley (1981-82)	60.8% (138-227)
6.	Bruce Vanley (1983-84)	60.3% (149-247)
7.	Greg Stewart (1980-81)	58.6% (214-365)
	Jerome Jordan (2008-09)	58.6% (180-307)
9.	Rick Park (1963-64)	57.3% (142-248)
10.	Kevin Johnson (2001-02)	57.3% (192-335)

Free Throws Made

No.	Player	FTM
1.	Bob Patterson (1954-55)	229
2.	Steve Harris (1984-85)	186
3.	Roger Wendel (1958-59)	185
4.	Jerome Jordan (2009-10)	172
5.	David Shelton (1999-2000)	164
6.	Dick Nunneley (1953-54)	162
7.	Roger Wendel (1957-58)	161
8.	Shea Seals (1996-97)	158
9.	Shea Seals (1994-95)	157
10.	Michael Ruffin (1998-99)	149

Free Throw Attempts

No.	Player	FTA
1.	Bob Patterson (1954-55)	297
2.	Jerome Jordan (2009-10)	250
3.	Michael Ruffin (1998-99)	247
4.	Shea Seals (1996-97)	244
5.	Dick Nunneley (1953-54)	232
6.	Roger Wendel (1958-59)	222
7.	Steve Harris (1984-85)	215
8.	David Shelton (1999-2000)	214
9.	Lamont Randolph (1989-90)	207
10.	Bob Patterson (1953-54)	203

Free Throw Percentage

(minimum 65 attempts)

No.	Player	PCT (Made-Att)
1.	Rick Park (1963-64)	90.3% (121-134)
2.	Rod Earls (2006-07)	88.2% (67-76)
3.	Rick Park (1964-65)	87.9% (145-165)
4.	Steve Harris (1982-83)	87.4% (104-119)
5.	Dante Swanson (2002-03)	87.3% (69-79)
6.	David Moss (1985-86)	86.6% (116-134)
7.	Steve Harris (1984-85)	86.5% (186-215)
8.	Jim Clesson (1971-72)	85.9% (85-99)
9.	Greg Harrington (2001-02)	85.7% (108-126)
10.	Tony Heard (1998-99)	85.5% (59-69)
	David Moss (1986-87)	85.5% (100-117)

3-Point Field Goals Made

(since 1986-87)

No.	Player	Made
1.	Gary Collier (1993-94)	93
2.	Scottie Haralson (2011-12)	90
3.	Dante Swanson (2002-03)	89
4.	Justin Hurtt (2010-11)	86
5.	Shea Seals (1996-97)	85
6.	Scottie Haralson (2010-11)	82
7.	Shea Seals (1994-95)	80
8.	Marcus Hill (2000-01)	78
	Tony Heard (1999-2000)	78
	Justin Hurtt (2009-10)	78
11.	Scottie Haralson (2012-13)	76
12.	Shea Seals (1993-94)	75
	Mark Morse (1992-93)	75

3-Point Field Goal Attempts

(since 1986-87)

No.	Player	Attempts
1.	Shea Seals (1996-97)	282
2.	Shea Seals (1994-95)	238
3.	Justin Hurtt (2010-11)	234
4.	Scottie Haralson (2011-12)	221
5.	Marcus Hill (2000-01)	220
6.	Scottie Haralson (2010-11)	219
7.	Scottie Haralson (2012-13)	211
8.	Rod Thompson (1997-98)	209
9.	Dante Swanson (2002-03)	207
10.	Cordell Love (1995-96)	205

3-Point Field Goal Percentage

(minimum 90 attempts) (since 1986-87)

No.	Player	PCT (Made-Att)
1.	Dante Swanson (2001-02)	49.0% (73-149)*
2.	Greg Harrington (2000-01)	46.8% (52-111)
3.	Gary Collier (1992-93)	46.7% (42-90)
4.	Tracy Moore (1987-88)	46.7% (64-137)
5.	Gary Collier (1993-94)	46.3% (93-201)
6.	Alvin Williamson (1993-94)	45.3% (48-106)
7.	Dante Swanson (2000-01)	44.4% (56-126)
8.	Dante Swanson (2002-03)	43.0% (89-207)
9.	Brett McDade (2007-08)	42.3% (52-123)
10.	Jonnie Gendron (1996-97)	42.1% (45-107)

* Led the nation

Rebounds

No.	Player	Rebounds (Avg.)
1.	Bob Patterson (1954-55)	370 (13.2)
2.	Gene Estes (1960-61)	358 (14.3)
3.	Dana Lewis (1970-71)	352 (13.5)
4.	Michael Ruffin (1998-99)	342 (10.4)
5.	Michael Ruffin (1996-97)	341 (10.0)
6.	Ken Smith (1974-75)	320 (11.0)
7.	Jerome Jordan (2009-10)	317 (9.1)
8.	Dana Lewis (1969-70)	309 (11.9)
9.	Jerome Jordan (2007-08)	309 (7.9)
10.	Jerome Jordan (2008-09)	308 (8.6)

Assists (since 1976-77)

No.	Player	Assists (Avg.)
1.	Greg Harrington (2000-01)	201 (5.4)
2.	Ricky Ross (1983-84)	191 (6.2)
3.	Greg Harrington (2001-02)	176 (5.2)
4.	Paul Pressey (1980-81)	172 (5.2)
5.	Byron Boudreaux (1986-87)	171 (5.9)
6.	Ben Uzoh (2009-10)	163 (4.7)
7.	Byron Boudreaux (1985-86)	158 (4.9)
8.	Reggie Shields (1990-91)	154 (5.5)
9.	Mark Morse (1991-92)	153 (5.1)
10.	Reggie Shields (1989-90)	147 (4.9)

Steals (since 1977-78)

No.	Player	Steals (Avg.)
1.	Eric Coley (1999-2000)	123 (3.3)
2.	Paul Pressey (1980-81)	96 (2.9)
3.	Paul Pressey (1981-82)	95 (3.2)
4.	Steve Harris (1983-84)	83 (2.7)
5.	Mike Anderson (1981-82)	81 (2.7)
6.	Steve Harris (1984-85)	79 (2.5)
7.	Steve Harris (1982-83)	68 (2.2)
8.	Mark Morse (1991-92)	66 (2.2)
9.	Mark Morse (1992-93)	65 (2.2)
10.	Shea Seals (1996-97)	64 (1.9)

Blocked Shots (since 1977-78)

No.	Player	Blocked Shots (Avg.)
1.	Jerome Jordan (2007-08)	143 (3.7)
2.	Jerome Jordan (2008-09)	91 (2.5)
3.	Michael Ruffin (1998-99)	86 (2.6)
	Kevin Johnson (2000-01)	86 (2.3)
5.	Jerome Jordan (2009-10)	82 (2.3)
6.	Michael Ruffin (1997-98)	78 (2.5)
7.	Kevin Johnson (2002-03)	76 (2.3)
8.	Kevin Johnson (2001-02)	71 (2.1)
9.	Michael Ruffin (1996-97)	56 (1.6)
10.	Kodi Maduka (2011-12)	53 (1.7)

TULSA SINGLE-GAME LEADERS

Top Single-Game Scoring Highs

48	Willie Biles	Wichita State, Mar. 3 1973 at Tulsa
48	Willie Biles	St. Cloud, Dec. 13, 1973 at Tulsa
47	Steve Bracey	Drake, Jan. 8, 1972 at Tulsa
47	Willie Biles	North Texas State, Feb. 15, 1973 at Denton
46	Willie Biles	West Texas State, Feb. 24, 1973 at Amarillo
43	Willie Biles	Pan American, Dec. 28, 1973 at Edinburg
42	David Voss	North Texas State, Feb. 4, 1961 at Tulsa
42	Bill Kusleika	SW Louisiana, Dec. 11, 1963 at Tulsa
42	Willie Biles	Kansas State, Dec. 9, 1972 at Tulsa
41	Bill Kusleika	Christian Bros. (Tenn.), Dec. 11, 1963 at Tulsa
41	Willie Biles	Samford, Nov. 27, 1972 at Tulsa
40	Jim Clesson	Memphis State, Feb. 26, 1972 at Tulsa
40	Willie Biles	West Texas State, Jan. 17, 1973 at Tulsa
39	Bob Patterson	St. Louis, Feb. 26, 1955 at Tulsa
39	Jim King	Adams State, Dec. 18, 1962 at Tulsa
39	Anthony Price	SMU, Jan. 1, 2005 at Tulsa
38	Bob Patterson	Oklahoma City, Jan 8, 1955 at Okla. City
38	Dan O'Leary	Southern Illinois, Feb. 24, 1977 at Tulsa
37	Bob Patterson	Detroit, Feb. 7, 1955 at Detroit
37	Bill Kusleika	Wichita State, Feb. 29, 1964 at Wichita
37	Dana Lewis	North Texas State, Jan. 31, 1970 at Denton
37	Dana Lewis	Louisville, Feb. 3, 1971 at Louisville
37	Bob Stevenson	Southern Illinois, Jan. 5, 1980 at Tulsa
37	Steve Harris	Wichita State, Mar. 9, 1985 at Tulsa
37	Steve Harris	Creighton, Jan. 29, 1983 at Tulsa
36	Bob Patterson	Wichita State, Jan. 15, 1955 at Wichita
36	Bob Patterson	SMU, 1955 NCAA Western Regionals
36	Willie Biles	North Texas State, Jan. 13, 1973 at Tulsa
36	Willie Biles	Oklahoma City, Jan. 23, 1973 at Okla. City
36	Willie Biles	Louisville, Mar. 1, 1973 at Louisville
36	Roger Wendel	Hardin Simmons, Dec. 20, 1958 at Tulsa
36	Bobby Smith	Louisville, Feb. 13, 1969 at Louisville
36	Jim King	St. Louis, Jan. 8, 1962 at St. Louis
36	Jim King	Drake, Feb. 27, 1962 at Tulsa
36	Rick Park	North Texas State, Feb. 25, 1965 at Tulsa
36	Ken Smith	Drake, Jan. 11, 1975 at Des Moines
36	Herbert Johnson	Oklahoma State, Dec. 22, 1984 at Tulsa
36	David Moss	Wichita State, Mar. 4, 1987 at Tulsa
36	Justin Hurtt	Weber State, Dec. 16, 2010 at Tulsa
35	Bob Patterson	Hardin-Simmons, Feb. 12, 1955 at Tulsa
35	Bob Patterson	Wichita State, Mar. 5, 1955 at Tulsa
35	Roger Wendel	St. Louis, Feb. 10, 1958 at St. Louis
35	Dana Lewis	Wichita State, Mar. 2, 1970 at Tulsa
35	Steve Bracey	Memphis, Feb. 25, 1971 at Memphis
35	Steve Bracey	West Texas State, Feb. 17, 1972 at Tulsa
35	Willie Biles	Texas Tech, Dec. 12, 1972 at Lubbock
35	Steve Harris	Oklahoma, Jan. 9, 1985 at Tulsa
35	Steve Harris	Creighton, Feb. 16, 1985 at Omaha
35	Gary Collier	Northern Iowa, Mar. 6, 1994 at St. Louis
35	Gary Collier	Arkansas, Mar. 24, 1994 at Dallas
34	Bob Patterson	Notre Dame, Feb. 19, 1955 at Tulsa
34	Roger Wendel	Bradley, Feb. 24, 1958 at Peoria
34	Steve Bracey	Missouri-St. Louis, Dec. 30, 1971 at Tulsa
34	Willie Biles	Cincinnati, Dec. 23, 1972 at Tulsa
34	Willie Biles	Arkansas State, Dec. 15, 1973 at Tulsa
34	Willie Biles	West State State, Mar. 2, 1974 at Amarillo
34	Herbert Johnson	Indiana State, Mar. 8, 1983 at Tulsa
34	Tracy Moore	Wichita State, Mar. 5, 1988 at Wichita
34	Gary Collier	UCLA, Mar. 18, 1994 at Oklahoma City
34	Justin Hurtt	East Carolina, Feb. 27, 2010 at ECU
33	Roger Wendel	Cincinnati, Feb. 22, 1958 at Cincinnati
33	Jason Parker	Louisiana Tech, Feb. 10, 2003 at Ruston
33	Justin Hurtt	UT-San Antonio, Dec. 23, 2010 @ Tulsa

Single-Game Leaders

Rebounding (Minimum 15)

No.	Player	Reb	Opponent, Date, Site
1.	Dana Lewis	26	MacMurray, Dec. 27, 1969, Tulsa, Okla.
2.	Michael Ruffin	24	TCU, Feb. 27, 1997, Fort Worth, Texas
	Gene Estes	24	Texas Western, Dec. 5, 1960, Tulsa, Okla.
	Gene Estes	24	Oklahoma City, Feb. 8, 1961, Tulsa, Okla.
5.	Gene Estes	23	TCU, Dec. 30, 1960, Fort Worth, Texas
6.	Bob Patterson	22	Hardin-Simmons, Feb. 12, 1955, Tulsa, Okla.
	Herman Callands	22	Cincinnati, Feb. 20, 1965, Tulsa, Okla.
8.	James King	21	North Texas, Feb. 24, 1962, Tulsa, Okla.
	Michael Ruffin	21	TCU, Feb. 1, 1997, Tulsa, Okla.
10.	Bob Patterson	20	Texas A&M, Dec. 8, 1954, College Station, Texas
11.	Kwanza Johnson	19	Drake, Dec. 17, 1994, Des Moines, Iowa
12.	Clester Harrington	18	Santa Barbara, Jan. 30, 1957, Tulsa, Okla.
	Jack Pontious	18	Drake, Mar. 3, 1957, Tulsa, Okla.
	Julian Hammond	18	Wichita State, Feb. 18, 1965, Tulsa, Okla.
	Brandon Kurtz	18	SMU, Mar. 4, 2000, Dallas, Texas
	Marcus Hill	18	San Jose State, Mar. 8, 2001, Tulsa, Okla.

Assists (Minimum 8) (since 1976-77)

No.	Player	Asts	Opponent, Date, Site
1.	Ricky Ross	15	Indiana State, Mar. 1, 1984, Tulsa, Okla.
2.	Reggie Shields	13	Wichita State, Feb. 15, 1990, Tulsa, Okla.
3.	Paul Pressey	12	Bradley, Feb. 2, 1982, Peoria, Ill.
	Byron Boudreaux	12	USC, Jan. 24, 1987, Los Angeles, Calif.
	Greg Harrington	12	Buffalo, Dec. 20, 2001, Tulsa, Okla.
	Greg Harrington	12	Fresno State, Jan. 31, 2002, Tulsa, Okla.
7.	Mike Smith	11	West Texas State, Feb. 24, 1983, Amarillo, Texas
	Byron Boudreaux	11	Oral Roberts, Dec. 19, 1985, Tulsa, Okla.
	Byron Boudreaux	11	Creighton, Jan. 29, 1987, Tulsa, Okla.
10.	Paul Pressey	10	West Texas State, Feb. 16, 1981, Amarillo, Texas
	David Moss	10	Oral Roberts, Jan. 2, 1986, Tulsa, Okla.
	Byron Boudreaux	10	Bradley, Mar. 5, 1986, Tulsa, Okla.
	Byron Boudreaux	10	Wichita State, Feb. 26, 1987, Wichita, Kan.
	Reggie Shields	10	Illinois State, Feb. 12, 1990, Normal, Ill.
	Reggie Shields	10	SW Missouri State, Feb. 20, 1991, Tulsa, Okla.
	Dewayne Bonner	10	Prairie View A&M, Dec. 17, 1995, Tulsa, Okla.
	Rod Thompson	10	San Jose State, Jan. 17, 1998, San Jose, Calif.
	Eric Coley	10	UAB, Dec. 4, 1999, Tulsa, Okla.
	Greg Harrington	10	San Jose State, Jan. 11, 2001, San Jose, Calif.
	Antonio Reed	10	San Jose State, Feb. 23, 2002, San Jose, Calif.
	Mark Hill	10	Tulane, Jan. 31, 2007, New Orleans, La.
	Ben Uzoh	10	Memphis, Feb. 13, 2010, Tulsa, Okla.

Steals (Minimum 5) (since 1977-78)

No.	Player	Stls	Opponent, Date, Site
1.	Paul Pressey	8	Oral Roberts, Feb. 25, 1982, Tulsa, Okla.
	Eric Coley	8	UAB, Dec. 4, 1999, Tulsa, Okla.
	Eric Coley	8	Rice, Feb. 14, 2000, Tulsa, Okla.
	Steve Harris	8	Pepperdine, Dec. 27, 1983, Tulsa, Okla.
5.	Paul Pressey	7	Wichita St., Jan. 10, 1981, Tulsa, Okla.
	Paul Pressey	7	West Virginia, Mar. 23, 1981, New York, NY
	Steve Harris	7	Oklahoma, Jan. 9, 1985, Tulsa, Okla.
	Steve Harris	7	Creighton, Jan. 12, 1985, Tulsa, Okla.
	Eric Coley	7	Nebraska, Dec. 1, 1997, Tulsa, Okla.
	Eric Coley	7	St. Joseph's, Nov. 29, 1999, Tulsa, Okla.
	Eric Coley	7	SW Missouri State, Dec. 7, 1999, Tulsa, Okla.
	Eric Coley	7	Boston College, Dec. 21, 1999, Tulsa, Okla.
	Shaquille Harrison	7	LSU Shreveport, Nov. 11, 2012, Tulsa, Okla.
13.	Steve Harris	6	Indiana State, Jan. 3, 1985, Tulsa, Okla.
	Jeff Malham	6	Hawaii, Dec. 3, 1992, Honolulu, Hawaii
	Mark Morse	6	Oral Roberts, Dec. 12, 1992, Tulsa, Okla.
	Jeff Malham	6	Creighton, Feb. 6, 1993, Omaha, Neb.
	Shea Seals	6	Houston Baptist, Nov. 27, 1993, Tulsa, Okla.
	Antonio Reed	6	Arkansas-Pine Bluff, Nov. 27, 1999, Tulsa, Okla.
	Marcus Hill	6	Texas-San Antonio, Dec. 1, 1999, Tulsa, Okla.
	Jason Parker	6	Hawaii, Feb. 1, 2003, Honolulu, Hawaii
	Ben Uzoh	6	BYU, Dec. 30, 2008, Tulsa, Okla.

Blocked Shots (Minimum 5) (since 1977-78)

No.	Player	Blks	Opponent, Date, Site
1.	Michael Ruffin	9	Tulane, Nov. 17, 1997, Tulsa, Okla.
2.	Kevin Johnson	8	TCU, Jan. 17, 2001, Tulsa, Okla.
3.	Jerome Jordan	8	Tulane, Jan. 16, 2008, Tulsa, Okla.
	Jerome Jordan	8	East Carolina, Mar. 12, 2008, Memphis, Tenn.
	Jerome Jordan	8	Bradley, Apr. 4, 2008, Tulsa, Okla.
6.	Bruce Vanley	7	Oral Roberts, Dec. 18, 1982, Tulsa, Okla.
	Alyn Thomsen	7	SW Missouri State, Feb. 20, 1991, Tulsa, Okla.
	Michael Ruffin	7	Marquette, Dec. 5, 1998, Milwaukee, Wis.
	Michael Ruffin	7	Wyoming, Jan. 10, 1999, Laramie, Wyo.
	Kevin Johnson	7	Rice, Jan. 28, 2002, Tulsa, Okla.
	Jerome Jordan	7	Mississippi Valley St., Dec. 30, 2007, Tulsa, Okla.
	Jerome Jordan	7	Marshall, March 1, 2008, Tulsa, Okla.
	Kodi Maduka	7	Western Kentucky, Nov. 17, 2011, Charleston, S.C.

Field Goals Made (Minimum 15)

No.	Player	FGM (Att)	Opponent, Date, Site
1.	Steve Bracey	21	Drake, Jan. 8, 1972, Tulsa, Okla.
2.	Willie Biles	20	North Texas, Feb. 15, 1973, Denton, Texas
	Willie Biles	20	West Texas St., Feb. 24, 1973, Amarillo, Texas
4.	Willie Biles	18 (30)	Pan American, Dec. 28, 1973, Tulsa, Okla.
	Willie Biles	18 (36)	St. Cloud, Dec. 14, 1973, Tulsa, Okla.
6.	Bob Patterson	17	St. Louis, Feb. 26, 1955, Tulsa, Okla.
7.	Willie Biles	16	Wichita State, Mar. 3, 1973, Tulsa, Okla.
	Herbert Johnson	16	Indiana State, Feb. 5, 1983, Normal, Ill.
9.	Bob Patterson	15	Wichita State, Jan. 15, 1954, Wichita, Kan.
	Herbert Johnson	15 (22)	Oklahoma State, Dec. 22, 1984, Tulsa, Okla.
	Ricky Ross	15 (22)	Indiana State, Mar. 6, 1984, Tulsa, Okla.
	Willie Biles	15 (29)	NE Louisiana, Dec. 8, 1973, Tulsa, Okla.
	Willie Biles	15 (34)	Arkansas State, Dec. 15, 1973, Jonesboro, Ark.
14.	Steve Harris	14	Wichita State, Jan. 10, 1974, Tulsa, Okla.
	Steve Harris	14 (20)	Oral Roberts, Jan. 14, 1985, Tulsa, Okla.

Field Goal Attempts (Minimum 20)

No.	Player	FGA (Made)	Opponent, Date, Site
1.	Willie Biles	49 (20)	West Texas State, Feb. 24, 1973, Amarillo, Texas
2.	Willie Biles	36 (18)	St. Cloud, Dec. 14, 1973, Tulsa, Okla.
3.	Willie Biles	34 (15)	Arkansas State, Dec. 15, 1973, Jonesboro, Ark.
4.	Willie Biles	33 (16)	Wichita State, Mar. 3, 1973, Tulsa, Okla.
5.	Willie Biles	30 (18)	Texas-Pan Am, Dec. 28, 1973, Tulsa, Okla.
6.	Willie Biles	29 (15)	NE Louisiana, Dec. 8, 1973, Tulsa, Okla.
	Tracy Moore	29 (10)	Wichita St., Feb. 2, 1988, Tulsa, Okla.
8.	Teko Wynder	28	Bradley, Feb. 26, 1977, Peoria, Ill.
9.	Willie Biles	27 (9)	Oklahoma State, Nov. 31, 1973, Tulsa, Okla.
10.	Herb Johnson	26 (16)	Indiana State, Mar. 8, 1983, Tulsa, Okla.
	Dick Nunneley	26 (13)	Detroit, Feb. 22, 1954, Tulsa, Okla.
	Gary Collier	26 (12)	Arkansas, Mar. 24, 1994, Dallas, Texas
	Shea Seals	26 (9)	Illinois State, Jan. 19, 1995, Normal, Ill.
	Justin Hurtt	26 (10)	Weber State, Dec. 16, 2010, Tulsa

FG Percentage (Minimum 9 attempts)

No.	Player	PCT (M-A)	Opponent, Date, Site
1.	Dante Swanson	100.0% (9-9)	BYU-Hawaii, Dec. 22, 2001, Laie, Hawaii
	Steven Idlet	100.0% (9-9)	Southeastern La., Nov. 13, 2011, Tulsa, Okla.
3.	Steve Harris	92.8% (13-14)	Drake, Jan. 5, 1984, Des Moines, Iowa
4.	Tracy Moore	92.3% (12-13)	Southern Illinois, Feb. 6, 1988, Tulsa, Okla.
5.	Gary Collier	91.6% (11-12)	Northern Iowa, Jan. 8, 1994, Tulsa, Okla.
	Charlie Davis	91.6% (11-12)	SMU, Jan. 19, 2002, Dallas, Texas
7.	Greg Stewart	90.9% (10-11)	Oral Roberts, Feb. 28, 1981, Tulsa, Okla.
8.	Lamont Randolph	90.0% (9-10)	So. Illinois, Feb. 18, 1989, Carbondale, Ill.
9.	Anthony Fobbs	88.8% (8-9)	Oral Roberts, Jan. 2, 1986, Tulsa, Okla.
	Brandon Kurtz	88.8% (8-9)	San Jose St., Feb. 19, 2000, San Jose, Calif.
	Kevin Johnson	88.8% (8-9)	UTEP, Feb. 10, 2001, Tulsa, Okla.
	Jerome Jordan	88.8% (8-9)	Kent State, March 17, 2010, Kent, Ohio
	Shaquille Harrison	88.9% (8-9)	Tulane, Jan. 9, 2014, Tulsa, Okla.

Three-Point FG Made (Minimum 5 Made) (since 1986-87)

No.	Player	3PM (Att)	Opponent, Date, Site
1.	Jason Parker	8 (13)	Wichita State, Dec 4, 2002, Tulsa, Okla.
2.	Shea Seals	7 (9)	UTEP, Feb 13, 1997, El Paso, Texas
	Shea Seals	7 (8)	Houston Baptist, Nov 27, 1993, Tulsa, Okla.
	Rod Earls	7 (9)	East Carolina, Jan. 10, 2007, Tulsa, Okla.
	Justin Hurtt	7 (11)	East Carolina, Feb. 27, 2010, Greenville, N.C.

6.	Mark Morse	6 (6)	SW Missouri State, Jan 9, 1993, Springfield, Mo.
	Gary Collier	6 (8)	Indiana State, Jan 22, 1994, Normal, Ill.
	Shea Seals	6 (8)	SW Missouri State, Jan 20, 1996, Springfield, Mo.
	Antonio Reed	6 (8)	SMU, Feb 14, 2002, Tulsa, Okla.
	Dante Swanson	6 (8)	Nevada, Mar 8, 2003, Reno, Nev.
	Alvin Williamson	6 (9)	TCU, Jan 6, 1995, Fort Worth, Texas
	Cordell Love	6 (9)	North Carolina, Dec 2, 1995, Raleigh, NC
	Shea Seals	6 (9)	BYU, Feb 20, 1997, Tulsa, Okla.
	Dante Swanson	6 (9)	Kansas, Dec 29, 2001, Lawrence, Kan.
	Greg Harrington	6 (9)	San Jose State, Jan 25, 2001, Tulsa, Okla.
	Mark Morse	6 (10)	Indiana State, Feb 25, 1993, Terre Haute, Ind.
	David Moss	6 (10)	Oklahoma, Mar 13, 1987, Tucson, Ariz.
	Brian Loyd	6 (11)	Drake, Feb 20, 1989, Des Moines, Iowa
	Gary Collier	6 (11)	Illinois State, Feb 7, 1994, Normal, Ill.
	Marcus Hill	6 (11)	North Texas, Dec 8, 1998, Tulsa, Okla.
	Marcus Hill	6 (11)	Alabama, Mar 23, 2001, New York, NY
	Dante Swanson	6 (12)	Rice, Feb 8, 2003, Tulsa, Okla.
	Brian Loyd	6 (12)	Drake, Feb 20, 1989, Des Moines, Iowa
	Shea Seals	6 (13)	New Mexico State, Feb 6, 1995, Las Cruces, NM
	Marcus Hill	6 (14)	UNC, Nov 11, 2000, Raleigh, NC
	Dante Swanson	6 (17)	San Jose State, Jan 30, 2003, San Jose, Calif.
	Brett McDade	6 (9)	Miami, Mar. 19, 2008, Tulsa, Okla.
	Ray Reese	6 (8)	Marshall, Mar. 1, 2008, Tulsa, Okla.
	Ben Uzoh	6 (8)	Presbyterian, Feb. 23, 2008, Tulsa, Okla.
	Glenn Andrews	6 (10)	SMU, Jan. 19, 2008, Dallas, Texas
	Ray Reese	6 (8)	Rice, Mar. 12, 2009, Memphis, Tenn.
	Justin Hurtt	6 (12)	Wichita State, Dec. 21, 2010, Wichita, Kan.
	Scottie Haralson	6 (10)	UT-San Antonio, Dec. 23, 2010, Tulsa, Okla.
	Justin Hurtt	6 (10)	UT-San Antonio, Dec. 23, 2010, Tulsa, Okla.
	Scottie Haralson	6 (11)	Houston, Feb. 5, 2011, Tulsa, Okla.
	Pat Swilling Jr.	6 (14)	SMU, Jan. 6, 2013, Dallas, Texas

Three-Point FG Attempts (Minimum 10) (since 1986-87)

No.	Player	3PA (M-A)	Opponent, Date, Site
1.	Dante Swanson	17 (6-17)	San Jose State, Jan 30, 2003, San Jose, Calif.
2.	Shea Seals	16 (5-16)	Illinois State, Jan 19, 1995, Normal, Ill.
3.	Marcus Hill	14 (6-14)	North Carolina, Nov 11, 2000, Raleigh, NC
	Pat Swilling Jr.	14 (6-14)	SMU, Jan. 6, 2013, Dallas, Texas
4.	Jason Parker	13 (8-13)	Wichita State, Dec 4, 2002, Tulsa, Okla.
	Shea Seals	13 (6-13)	New Mexico St., Feb 6, 1995, Las Cruces, NM
	Gary Collier	13 (6-13)	Arkansas, Mar 24, 1994, Dallas, Texas
	Rod Thompson	13 (5-13)	Fresno State, Jan 15, 1998, Fresno, Calif.
	Shea Seals	13 (4-13)	Creighton, Jan 17, 1996, Omaha, Neb.
	Shea Seals	13 (3-13)	Western Kentucky, Feb 4, 1995, Tulsa, Okla.
	Ray Reese	13 (4-13)	Ohio, Dec. 3, 2008, Athens, Ohio
11.	Dante Swanson	12 (5-12)	Kansas, Dec 16, 2000, Lawrence, Kan.
	Cordell Love	12 (5-12)	Drake, Dec 17, 1994, Des Moines, Iowa
	Shea Seals	12 (4-12)	Old Dominion, Mar 19, 1995, Albany, NY
	Shea Seals	12 (4-12)	Delaware State, Dec 2, 1996, Tulsa, Okla.
	Tracy Moore	12 (3-12)	Arkansas, Nov 27, 1987, Tulsa, Okla.
	Mark Morse	12 (3-12)	Brigham Young, Dec 5, 1991, Provo, Utah
	Shea Seals	12 (3-12)	Louisville, Mar 15, 1996, Milwaukee, Wis.
	Shea Seals	12 (2-12)	Oklahoma State, Nov 22, 1996, Tulsa, Okla.
	Shea Seals	12 (2-12)	Wichita State, Dec 19, 1996, Wichita, Kan.
	Shea Seals	12 (2-12)	TCU, Mar 7, 1997, Las Vegas, Nev.
	Justin Hurtt	12 (4-12)	UTEP, Mar. 12, 2010, Tulsa, Okla.
	Justin Hurtt	12 (6-12)	Wichita State, Dec. 21, 2010, Wichita, Kan.
	Pat Swilling Jr.	12 (4-12)	Southern Miss, Jan. 12, 2014, Tulsa, Okla.

Three-Point FG Percentage (Minimum 9 Attempts, 70 Percent, since 1986-87)

No.	Player	3PA (M-A)	Opponent, Date, Site
1.	Shea Seals	77.8% (7-9)	UTEP, Feb 13, 1991, El Paso, Texas
	Rod Earls	77.8% (7-9)	East Carolina, Jan. 10, 2007, Tulsa, Okla.
3.	Ray Reese	75.0% (6-8)	Marshall, Mar. 1, 2008, Tulsa, Okla.
	Ben Uzoh	75.0% (6-8)	Presbyterian, Feb. 23, 2008, Tulsa, Okla.
5.	Alvin Williamson	66.7% (6-9)	TCU, Jan 6, 1995, Fort Worth, Texas
	Cordell Love	66.7% (6-9)	North Carolina, Dec 2, 1995, Raleigh, NC
	Shea Seals	66.7% (6-9)	BYU, Feb 20, 1997, Tulsa, Okla.
	Greg Harrington	66.7% (6-9)	San Jose St., Jan 25, 2001, Tulsa, Okla.
	Dante Swanson	66.7% (6-9)	Kansas, Dec 29, 2001, Lawrence, Kan.
	Brett McDade	66.7% (6-9)	Miami, Mar. 19, 2008, Tulsa, Okla.
10.	Justin Hurtt	63.6% (7-11)	East Carolina, Feb. 27, 2010, Greenville, N.C.

Free Throws Made (Minimum 10)

No.	Player	FTM (M-A)	Opponent, Date, Site
1.	Rick Park	23 (23-23)	Arkansas, Jan 25, 1964, Tulsa, Okla.
2.	Roger Wendell	20 (20-22)	Arkansas, Dec 7, 1957, Tulsa, Okla.
3.	Bob Patterson	17 (17-19)	Wichita St., Jan 14, 1956, Tulsa, Okla.
4.	Bob Patterson	16 (16-18)	OCU, Jan 8, 1955, Oklahoma City, Okla.
	James King	16 (16-18)	St. Louis, Jan 8, 1962, Saint Louis, Mo.
	Jim Clesson	16 (16-18)	North Texas St., Feb 10, 1972, Denton, Texas
	Willie Biles	16 (16-17)	Wichita State, Mar. 3, 1973, Tulsa, Okla.
8.	Lamont Randolph	14 (14-19)	Creighton, Jan 6, 1990, Tulsa, Okla.
	Steven Idlet	14 (14-18)	Marshall, March 8, 2012, Memphis, Tenn.
9.	Kevin Johnson	13 (13-14)	Jackson St., Jan 2, 2001, Tulsa, Okla.
	David Moss	13 (13-14)	Indiana St., Feb 19, 1987, Tulsa, Okla.
	Tracy Moore	13 (13-15)	Drake, Mar 4, 1986, Tulsa, Okla.
	Tracy Moore	13 (13-15)	SIU, Feb 6, 1988, Tulsa, Okla.
	Jarius Glenn	13 (13-15)	Arkansas, Nov 30, 2004, Fayetteville, Ark.
	Ricky Ross	13 (13-16)	SIU, Feb 7, 1983, Carbondale, Ill.
	Michael Scott	13 (13-16)	Indiana St., Feb 1, 1990, Tulsa, Okla.
	Bob Patterson	13 (13-17)	Murray St., Jan 18, 1954, Tulsa, Okla.
	Anthony Price	13 (13-18)	SMU, Jan 1, 2005, Tulsa, Okla.
	Pete Collier	13 (n/a)	Detroit, Dec 20, 1956, Tulsa, Okla.
	Steve Harris	13 (13-14)	Oklahoma, Jan 9, 1985, Tulsa, Okla.
	Brett McDade	13 (13-14)	Southern, Dec 19, 2005, Tulsa, Okla.
	Rod Earls	13 (13-13)	Cal State Northridge, Nov. 25, 2006, Tulsa, Okla.
	Ben Uzoh	13 (13-14)	FIU, Nov. 15, 2009, Tulsa, Okla.
	Justin Hurtt	13 (13-15)	Weber State, Dec. 16, 2010, Tulsa, Okla.

Free Throw Attempts (Minimum 12)

No.	Player	FTA (M-A)	Opponent, Date, Site
1.	Rick Park	24 (23-24)	Arkansas, Jan 25, 1964, Tulsa, Okla.
2.	Roger Wendell	22 (20-22)	Arkansas, Dec 7, 1957, Tulsa, Okla.
3.	Bob Patterson	19 (17-19)	Wichita State, Jan 14, 1956, Tulsa, Okla.
	Lamont Randolph	19 (14-19)	Creighton, Jan 6, 1990, Tulsa, Okla.
5.	Bob Patterson	18 (16-18)	Oklahoma City, Jan 8, 1955, Okla. City, Okla.
	Jim King	18 (16-18)	St. Louis, Jan 8, 1962, Saint Louis, Mo.
	Jim Clesson	18 (16-18)	North Texas State, Feb 10, 1972, Denton, Texas
	Steven Idlet	14 (14-18)	Marshall, March 8, 2012, Memphis, Tenn.
	Anthony Price	18 (13-18)	SMU, Jan 1, 2005, Tulsa, Okla.
	Michael Ruffin	18 (8-18)	Michigan State, Dec 22, 1998, Honolulu, Hawaii
10.	Bob Patterson	17 (13-17)	Murray State, Jan 18, 1954, Tulsa, Okla.
	Willie Biles	17 (12-17)	St. Cloud, Dec 14, 1973, Tulsa, Okla.
	Willie Biles	17 (16-17)	Wichita State, Mar. 3, 1973, Tulsa, Okla.
13.	Ricky Ross	16 (13-16)	Southern Illinois, Feb 7, 1983, Carbondale, Ill.
	Michael Scott	16 (13-16)	Indiana State, Feb 1, 1990, Tulsa, Okla.
	Shea Seals	16 (9-16)	Louisville, Mar 15, 1996, Milwaukee, Wis.
	Dan O'Leary	16 (12-16)	VCU, Jan 27, 1977, Tulsa, Okla.
	Shea Seals	16 (5-16)	Illinois State, Jan 19, 1995, Normal, Ill.
	Jerome Jordan	16 (10-16)	Chicago State, Dec. 19, 2009, Tulsa, Okla.
	Shaquille Harrison	16 (11-16)	North Texas, March 6, 2014, Denton, Texas

Free Throw Percentage (Minimum 9 Attempts, 80 Percent)

No.	Player	PCT (M-A)	Opponent, Date, Site
1.	Rod Earls	100.0% (13-13)	Cal State Northridge, Nov. 25, 2006, Tulsa, Okla.
	Steve Harns	100.0% (12-12)	Oral Roberts, Nov 27, 1984, Tulsa, Okla.
	Jeff Malham	100.0% (12-12)	Wichita State, Feb 27, 1993, Tulsa, Okla.
	Rod Thompson	100.0% (12-12)	Tulane, Nov 17, 1997, Tulsa, Okla.
	Ben Uzoh	100.0% (11-11)	Houston, Jan. 9, 2010, Houston, Texas
	Steve Harris	100.0% (10-10)	Creighton, Jan 12, 1985, Tulsa, Okla.
	Craig Hernadi	100.0% (10-10)	Prairie View A&M, Dec 17, 1997, Tulsa, Okla.
	J.R. Cunningham	100.0% (10-10)	Tulane, Nov 17, 1997, Tulsa, Okla.
	David Shelton	100.0% (10-10)	Boston College, Dec 21, 1999, Bayamon, PR
	Jason Parker	100.0% (10-10)	San Jose State, Jan 29, 2004, Tulsa, Okla.
	Ben Uzoh	100.0% (10-10)	UCF, Mar 8, 2008, Tulsa, Okla.
	Steven Idlet	100.0% (10-10)	Marshall, Feb. 4, 2012, Tulsa, Okla.
	Steve Harris	100.0% (9-9)	Bradley, Mar 7, 1985, Tulsa, Okla.
	Shea Seals	100.0% (9-9)	Arkansas, Mar 24, 1994, Dallas, Texas

TULSA TEAM SINGLE-GAME HIGHS

Points

No.	Points	Opponent	Date, Site
1.	141	Prairie View A&M	Dec 17, 1995, Tulsa, Okla. (TCC)
2.	128	Houston Baptist	Nov 27, 1993, Tulsa, Okla. (TCC)
	128	TCU	Feb 27, 1997, Fort Worth, Texas
4.	127	Christian Brothers	Dec 11, 1963, Tulsa, Okla. (TC)
5.	126	Indiana State	Mar 1, 1984, Tulsa, Okla. (TCC)
	126	Long Island	Dec 9, 1983, Tulsa, Okla. (TCC)
7.	125	Fort Valley State	Nov 24, 1984, Tulsa, Okla. (TCC)
8.	121	West Texas State	Jan 2, 1984, Tulsa, Okla. (TCC)
9.	115	Prairie View A&M	Dec 30, 2000, Tulsa, Okla. (DWR)
10.	114	Mississippi Valley	Jan 2, 1991, Tulsa, Okla. (TCC)
11.	113	North Texas	Dec 30, 1999, Denton, Texas
	113	San Diego State	Dec 21, 1970, Tulsa, Okla. (FP)

Rebounds

No.	Reb	Opponent	Date, Site
1.	76	Dartmouth	Dec. 30, 1993, Albuquerque, NM
2.	75	Long Beach State	Dec 14, 1964, Tulsa, Okla. (FP)
	74	Oklahoma	Dec 30, 1993, Oklahoma City, Okla.
3.	69	North Texas State	Feb 4, 1961, Tulsa, Okla. (FP)
4.	68	North Texas State	Nov 30, 1978, Denton, Texas
5.	66	West Texas State	Feb 7, 1981, Amarillo, Texas
6.	64	Mississippi Valley St.	Jan 2, 1991, Tulsa, Okla. (TCC)
7.	63	TCU	Dec 29, 1960, Oklahoma City, Okla.
8.	61	Delaware State	Dec 2, 1996, Tulsa, Okla. (TCC)
9.	60	Drake	Dec 17, 1994, Des Moines, Iowa
	60	Drake	Mar 2, 1957, Fairground Pavilion
	60	Prairie View A&M	Dec 12, 2004, Tulsa, Okla. (DWR)

Assists

No.	Asts	Opponent	Date, Site
1.	35	Houston Baptist	Nov 27, 1993, Tulsa, Okla. (TCC)
2.	34	Fort Valley State	Nov 24, 1984, Tulsa, Okla. (TCC)
3.	33	Indiana State	Feb 5, 1983, Terre Haute, Ind.
4.	31	West Texas State	Feb 7, 1981, Amarillo, Texas
	31	Oral Roberts	Dec 12, 1992, Tulsa, Okla. (TCC)
6.	30	Indiana State	Feb 11, 1978, Terre Haute, Ind.
	30	Oral Roberts	Jan 2, 1986, Mabee Center
8.	29	Louisville	Jan 4, 1969, Tulsa, Okla. (FP)
	29	North Texas	Dec 8, 1998, Tulsa, Okla. (TCC)
	29	North Texas	Dec 30, 1999, Denton, Texas
11.	26	Prairie View A&M	Dec 30, 2000, Tulsa, Okla. (DWR)
	26	Oklahoma	Dec 4, 1982, Norman, Okla.
12.	25	Texas-Pan American	Mar 13, 1981, Mabee Center (NIT)
	25	Florida Southern	Dec 22, 1981, Tulsa, Okla. (TCC)
	25	Drake	Jan 19, 1991, Tulsa, Okla. (TCC)
	25	Morgan State	Dec 8, 1998, Tulsa, Okla. (TCC)
	25	TCU	Feb 27, 1997, Fort Worth, Texas
	25	Loyola-Marymount	Dec 20, 2008, Los Angeles, Calif.

Steals

No.	Stls	Opponent	Date, Site
1.	25	Fort Valley State	Nov 24, 1984, Tulsa, Okla. (TCC)
2.	23	Arkansas-Pine Bluff	Nov 27, 1999, Tulsa, Okla. (DWR)
3.	22	Pepperdine	Dec 27, 1983, Tulsa, Okla. (TCC)
4.	20	Creighton	Mar 2, 1982, Tulsa, Okla. (TCC)
	20	Florida Southern	Dec 22, 1981, Tulsa, Okla. (TCC)
	20	Charleston Southern	Dec 14, 1991, Tulsa, Okla. (TCC)
	20	Arkansas-Pine Bluff	Nov 27, 1999, Tulsa, Okla. (DWR)
	20	St. Joseph's (Pa.)	Nov 29, 1999, Philadelphia, Pa.
	20	Rice	Feb 14, 2000, Tulsa, Okla. (DWR)
10.	19	Indiana State	Jan 6, 1983, Tulsa, Okla. (TCC)
	19	Indiana State	Jan 18, 1993, Tulsa, Okla. (TCC)
12.	18	Cleveland St	Dec 29, 1998, Tulsa, Okla. (DWR)
	18	Louisville	Dec 4, 1980, Tulsa, Okla. (TCC)
	18	NE Oklahoma State	Jan 27, 1982, Tulsa, Okla. (TCC)

Blocked Shots

No.	Blks	Opponent	Date, Site
1.	14	SW Missouri State	Jan 22, 1991, Springfield, Mo.
	14	Texas A&M-CC	Nov. 23, 2008, Tulsa, Okla. (DWR)
	14	Loyola Marymount	Nov. 24, 2009, Tulsa, Okla. (DWR)
4.	13	UTEP	Jan 13, 2007, Tulsa, Okla. (DWR)
5.	12	Centenary	Jan 24, 2000, Tulsa, Okla. (DWR)
	12	Tulane	Nov 17, 1997, Tulsa, Okla. (TCC)
	12	Wyoming	Jan 10, 1999, Tulsa, Okla. (DWR)
	12	Tulane	Jan. 18, 2012, Tulsa, Okla. (DWR)
	12	TCU	Dec. 31, 2011, Fort Worth, Texas
8.	11	Marquette	Dec 5, 1998, Milwaukee, Wis.
	11	Oral Roberts	Dec 1, 1983, Tulsa, Okla. (TCC)
	11	Pepperdine	Dec 27, 1983, Tulsa, Okla. (TCC)
	11	Tulane	Jan. 16, 2008, Tulsa, Okla. (DWR)
	11	East Carolina	Mar. 12, 2008, Memphis, Tenn.

TULSA TEAM SINGLE-GAME HIGHS

Field Goals Made

No.	FGM	Opponent	Date, Site
1.	54	Christian Brothers	Dec 11, 1964, Tulsa, Okla. (FP)
2.	53	Indiana State	Mar 1, 1984, Tulsa, Okla. (TCC)
3.	51	Houston Baptist	Nov 27, 1993, Tulsa, Okla. (TCC)
4.	50	Fort Valley State	Nov 24, 1984, Tulsa, Okla. (TCC)
	50	Prairie View A&M	Dec 17, 1995, Tulsa, Okla. (TCC)
6.	47	Pittsburg State	Dec 9, 1978, Tulsa, Okla. (TCC)
	47	Prairie View A&M	Dec 30, 2000, Tulsa, Okla. (DWR)
	47	North Texas State	Dec 21, 1976, Tulsa, Okla. (FP)
	47	TCU	Feb 27, 1997, Fort Worth, Texas
10.	46	Indiana State	Mar 8, 1983, Tulsa, Okla. (TCC)

Field Goals Attempted

No.	FGA	Opponent	Date, Site
1.	112	Samford	Nov 27, 1972, Tulsa, Okla. (FP)
2.	100	Houston Baptist	Nov 27, 1993, Tulsa, Okla. (TCC)
3.	96	New Mexico State	Feb 5, 1979, Tulsa, Okla. (TCC)
4.	94	North Texas	Nov 30, 1978, Denton, Texas
5.	89	Fort Valley State	Nov 24, 1984, Tulsa, Okla. (TCC)
	89	North Texas	Dec 21, 1976, Tulsa, Okla. (FP)
	89	Indiana State	Mar 8, 1983, Tulsa, Okla. (TCC)
8.	88	SW Missouri State	Dec 1, 1980, Tulsa, Okla. (TCC)
9.	84	Wisconsin-Mil.	Dec 22, 1977, Milwaukee, Wis.
10.	83	Oral Roberts	Dec 12, 1992, Tulsa, Okla. (TCC)
	83	Indiana State	Mar 1, 1984, Tulsa, Okla. (TCC)
	83	Brigham Young	Dec 5, 1991, Tulsa, Okla. (TCC)
	83	TCU	Feb 27, 1997, Fort Worth, Texas

3-Point Field Goals Made

No.	3PM	Opponent	Date, Site
1.	18	North Texas	Dec 8, 1998, Tulsa, Okla. (TCC)
2.	15	Houston Baptist	Nov 27, 1993, Tulsa, Okla. (TCC)
	15	TCU	Feb 1, 2001, Fort Worth, Texas
	15	Brigham Young	Dec 5, 1991, Tulsa, Okla. (TCC)
	15	Jackson State	Dec. 17, 2009, Tulsa, Okla. (DWR)
6.	14	SMU	Feb 24, 2001, Tulsa, Okla. (DWR)
	14	Wichita State	Dec 21, 2010, Wichita, Kan.
7.	13	Wichita State	Dec 4, 2002, Tulsa, Okla. (DWR)
	13	SMU	Feb 19, 2003, Dallas, Texas
	13	Prairie View A&M	Dec 30, 2000, Tulsa, Okla. (DWR)
	13	North Carolina	Nov 11, 2000, Chapel Hill, NC
	13	Morris Brown	Nov 24, 2001, Tulsa, Okla. (DWR)
	13	SE Missouri	Dec. 27, 2007, Tulsa, Okla. (DWR)
	13	Loyola Marymount	Dec. 20, 2008, Los Angeles, Calif.
	13	UT-San Antonio	Dec 23, 2010, Tulsa, Okla. (DWR)
	13	LSU Shreveport	Nov. 11, 2012, Tulsa, Okla. (DWR)

3-Point Field Goals Attempted

No.	3PA (3PM)	Opponent	Date, Site
1.	38 (13)	North Carolina	Nov 11, 2000, Chapel Hill, NC
2.	37 (15)	Houston Baptist	Nov 27, 1993, Tulsa, Okla. (TCC)
3.	36 (8)	SMU	Jan 25, 2003, Tulsa, Okla. (DWR)
	36 (13)	SMU	Feb 19, 2003, Dallas, Texas
5.	35 (15)	Brigham Young	Dec 5, 1991, Tulsa, Okla. (TCC)
6.	33 (18)	North Texas	Dec 8, 1998, Tulsa, Okla. (TCC)
7.	32 (9)	Ohio U.	Dec. 3, 2008, Athens, Ohio
8.	31 (13)	Wichita State	Dec 4, 2002, Tulsa, Okla. (DWR)
	31 (10)	SMU	Jan 31, 1997, Tulsa, Okla. (TCC)
10.	30 (7)	Creighton	Feb 2, 1989, Omaha, Neb.
	30 (9)	Delaware State	Dec 2, 1996, Tulsa, Okla. (TCC)
	30 (11)	Fresno State	Jan 15, 1998, Fresno, Calif
	30 (13)	Morris Brown	Nov 24, 2001, Tulsa, Okla. (DWR)
	30 (12)	Wichita State	Jan 30, 1993, Wichita, Kan.
	30 (12)	New Mexico State	Feb 6, 1995, Las Cruces, NM

Free Throws Made

No.	FTM	Opponent	Date, Site
1.	45	Tulane	Nov 17, 1997, Tulsa, Okla. (TCC)
2.	43	Arkansas	Jan 25, 1964, Tulsa, Okla. (FP)
3.	42	Southern Illinois	Jan 31, 1983, Tulsa, Okla. (TCC)
4.	40	UTEP	Jan 13, 2007, Reynolds Center
	40	Marshall	March 8, 2012, Memphis, Tenn.
5.	38	South Alabama	Nov. 21, 2009, Reynolds Center
6.	37	North Texas	Feb 10, 1972, Denton, Texas
	37	Southern Miss	Mar 5, 2011, Tulsa, Okla. (DWR)
7.	36	Long Island	Dec 9, 1983, Tulsa, Okla. (TCC)
8.	35	Bethune-Cookman	Dec 22, 1989, Tulsa, Okla. (TCC)
	35	Bradley	Jan 11, 1990, Tulsa, Okla. (TCC)
	35	UCLA	Mar 18, 1994, Okla. City, Okla. (NCAA)
	35	Houston	Feb. 16, 2013, Tulsa, Okla. (DWR)
11.	34	LSU	Jan 22, 1952, Baton Rouge, La.

Free Throws Attempted

Rk	FTA	Opponent	Date, Site
1.	58	Tulane	Nov 17, 1997, Tulsa, Okla. (TCC)
	58	Marshall	March 8, 2012, Memphis, Tenn.
2.	53	Arkansas	Jan 25, 1964, Tulsa, Okla. (FP)
	53	Arkansas	Jan 3, 1953, Fayetteville, Ark.
	53	Southern Illinois	Jan 31, 1983, Tulsa, Okla. (TCC)
5.	51	LSU	Jan 22, 1952, Tulsa, Okla. (FP)
6.	50	South Alabama	Nov. 21, 2009, Tulsa, Okla. (DWR)
	50	Houston	Feb. 16, 2013, Tulsa, Okla. (DWR)
7.	49	West Texas State	Jan 2, 1984, Amarillo, Texas
	49	Creighton	Feb 26, 1994, Tulsa, Okla. (TCC)
9.	48	Long Island	Dec 9, 1983, Tulsa, Okla. (TCC)
	48	Florida International	Feb. 22, 2014, Miami, Fla.
11.	47	Bradley	Feb 18, 1956, Tulsa, Okla. (FP)
	47	Wichita State	Mar 5, 1955, Tulsa, Okla. (FP)

OPPONENT TEAM SINGLE-GAME HIGHS

Points

No.	Pts	Opponent	Date, Site
1.	118	Arkansas	Feb 25, 1989, Fayetteville, Arkansas
2.	112	Oklahoma	Dec 29, 1990, Oklahoma City, Okla.
3.	111	Oklahoma	Mar 14, 1991, Oklahoma City, Okla.
	111	Rice	Feb 14, 2004, Houston, Texas
5.	110	Cincinnati	Feb 29, 1960, Cincinnati, Ohio
	110	Drake	Mar 1, 1975, De Moines, Iowa
	110	North Texas	Dec 21, 1976, Tulsa, Okla. (FP)
	110	UCLA	Dec 18, 1976, Los Angeles, Calif.
9.	107	Drake	Feb 21, 1981, Des Moines, Iowa
10.	106	Oral Roberts	Dec 2, 1976, Tulsa, Okla. (ORU)
	106	Southern Illinois	Mar 1, 1993, Carbondale, Ill.

Rebounds

No.	Rebs	Opponent	Date, Site
1.	68	Cincinnati	Jan 14, 1961, Tulsa, Okla. (FP)
2.	65	Memphis State	Jan 15, 1972, Memphis, Tenn.
	65	UCLA	Dec 12, 1970, Los Angeles, Calif.
4.	64	Creighton	Feb 16, 1984, Omaha, Neb.
5.	63	Utah	Dec 14, 1957, Salt Lake City, Utah
6.	61	Oral Roberts	Dec 14, 1978, Tulsa, Okla. (ORU)
7.	60	New Mexico State	Feb 9, 1980, Las Cruces, NM
8.	58	SMU	Feb 3, 2000, Tulsa, Okla. (DWR)
	58	Southern Illinois	Feb 25, 1984, Tulsa, Okla. (TCC)
10.	57	UNLV	Dec 10, 1977, Las Vegas, Nev.
	57	Oklahoma	Dec 30, 1993, Oklahoma City, Okla.

Assists

No.	Asts	Opponent	Date, Site
1.	31	Arkansas	Mar 24, 1994, Dallas, Texas (NCAA)
2.	30	Arkansas	Feb 25, 1989, Fayetteville, Ark.
	30	Indiana State	Feb 11, 1978, Terre Haute, Ind.
	30	Oral Roberts	Jan 2, 1986, Tulsa, Okla. (ORU)
5.	29	New Mexico State	Feb 9, 1980, Las Cruces, NM
6.	27	Wichita State	Jan 13, 1983, Wichita, Kan.
7.	26	UTEP	Jan 8, 2005, El Paso, Texas
	26	Louisiana Tech	Mar 5, 2005, Ruston, La.
	26	Navy	Mar 14, 1986, Syracuse, NY (NCAA)
	26	Wichita State	Mar 9, 1985, Tulsa, Okla. (TCC)

Steals

No.	Stls	Opponent	Date, Site
1.	21	UAB	Jan 11, 2006, Birmingham, Ala.
2.	18	Fresno State	Jan 15, 1998, Fresno, Calif.
	18	Louisville	Mar 15, 1996, Milwaukee, Wis. (NCAA)
	18	Minnesota	Mar 19, 2001, Minneapolis, Minn. (NCAA)
	18	SMU	Mar 4, 2000, Dallas, Texas
6.	17	Fresno State	Mar 4, 1999, Las Vegas, Nev.
	17	UAB	Nov 22, 1998, Birmingham, Ala.
	17	Drake	Jan 29, 1994, Des Moines, Iowa
	17	Creighton	Dec. 19, 2012, Omaha, Neb.
9.	16	Arkansas	Nov 29, 1987, Tulsa, Okla. (TCC)
	16	Oklahoma	Dec. 7, 2008, Tulsa, Okla. (BOK)
	16	Memphis	Feb. 11, 2009, Memphis, Tenn.

Blocked Shots

No.	Blocks	Opponent	Date, Site
1.	12	Memphis	Jan 24, 2007, Memphis, Tenn.
	12	Memphis	Feb. 2, 2013, Memphis, Tenn.
2.	11	Oklahoma	Dec 30, 1993, Oklahoma City, Okla.
	11	Fresno State	Feb 16, 2005, Fresno, Calif.
5.	11	Oklahoma	Dec 30, 1993, Oklahoma City, Okla.
	10	Bradley	Feb 17, 1996, Tulsa, Okla. (TCC)
10	10	Kentucky	Dec 20, 1997, Lexington, Ky.
	10	Brigham Young	Dec 22, 1990, Provo, Utah
10	10	Tulane	Dec 31, 1996, New Orleans, La.
	10	Oklahoma	Dec 21, 2006, Oklahoma City, Okla.
10	10	Memphis	Mar. 14, 2009, Memphis, Tenn.
	9	Fresno State	Mar 3, 2001, Fresno, Calif
11.	9	Louisville	Jan 3, 1980, Louisville, KY
	9	North Carolina	Nov 11, 2000, Chapel Hill, NC
9	9	TCU	Feb 1, 2001, Fort Worth, Texas
	9	Massachusetts	Mar 24, 1995, East Rutherford, NJ (NCAA)
9	9	Bradley	Feb 10, 1990, Peoria, Ill.
	9	Fresno State	Jan 5, 2002, Fresno, Calif.
9	9	Kansas	Dec 29, 2001, Kansas City, Kan.
	9	Tulane	Jan 16, 2008, Tulsa, Okla.
9	Houston	Feb 5, 2011, Tulsa, Okla.	

Field Goals Made

No.	FGM	Opponent	Date, Site
1.	49	Cincinnati	Feb 19, 1960, Cincinnati, Ohio
2.	48	North Texas	Dec 21, 1976, Tulsa, Okla. (FP)
3.	46	Arkansas	Feb 25, 1989, Fayetteville, Ark.
4.	45	UNLV	Dec 10, 1977, Las Vegas, Nev.
5.	44	Drake	Feb 21, 1981, Des Moines, Iowa
	44	Oral Roberts	Dec 20, 1979, Tulsa, Okla. (TCC)
8.	44	Oklahoma	Mar 14, 1991, Norman, Okla.
	42	Purdue	Dec 5, 1970, Tulsa, Okla. (FP)
9.	41	UCLA	Mar 18, 1994, Oklahoma City, Okla. (NCAA)
	41	Arkansas	Mar 24, 1994, Dallas, Texas (NCAA)

3-Point Field Goals Made

No.	3PM	Opponent	Date, Site
1.	15	Baylor	Jan 5, 1993, Waco, Texas
2.	14	Drake	Jan 13, 1994, Tulsa, Okla. (TCC)
	14	Southern Illinois	Feb 14, 1996, Carbondale, Ill.
5.	14	Air Force	Feb 13, 1999, Tulsa, Okla. (DWR)
	13	Fresno State	Feb 18, 2004, Tulsa, Okla. (DWR)
8.	13	Memphis	Feb. 27, 2008, Memphis, Tenn.
	13	UAB	Mar. 5, 2008, Birmingham, Ala.
12	12	Arkansas	Feb 25, 1989, Fayetteville, Ark.
	12	Fresno State	Mar 3, 2001, Fresno, Calif.
12	12	Hawaii	Mar 10, 2001, Tulsa, Okla. (DWR)
	12	Hawaii	Jan 26, 2002, Tulsa, Okla. (DWR)
12	12	Hawaii	Feb 21, 2002, Honolulu, Hawaii
	12	Southern Illinois	Jan 16, 1995, Tulsa, Okla. (TCC)
12	12	Wyoming	Jan 10, 1999, Tulsa, Okla. (DWR)
	12	Houston	Jan 20, 2007, Tulsa, Okla. (DWR)
12	12	Jackson State	Nov. 21, 2012, Tulsa, Okla. (DWR)
	12	Marshall	Jan. 9, 2013, Huntington, W.Va.
12	12	Memphis	Feb. 2, 2013, Memphis, Tenn.
	12	Rice	March 9, 2013, Houston, Texas

Free Throws Made

No.	FTM	Opponent	Date, Site
1.	39	UTEP	Mar 15, 1985, Albuquerque, NM (NCAA)
2.	37	TCU	Feb 1, 1998, Fort Worth, Texas
	37	Oklahoma	Dec 29, 1990, Oklahoma City, Okla.
4.	36	SW Missouri State	Feb 8, 1992, Springfield, Mo.
	35	Arkansas	Dec 6, 1956, Tulsa, Okla. (FP)
5.	35	Connecticut	Dec 29, 1978, New Haven, Conn.
	35	Oklahoma State	Nov 26, 1977, Oklahoma City, Okla.
8.	34	Indiana State	Feb 25, 1993, Terre Haute, Ind.
	34	Oklahoma	Dec 30, 1989, Oklahoma City, Okla.
34	34	Wichita State	Jan 21, 1953, Wichita, Kan.
	34	Oklahoma	Dec. 14, 2014, Norman, Okla.

Abbreviations

FP — Fairgrounds Pavilion
 TCC — Tulsa Convention Center
 DWR — Donald W. Reynolds Center

BOK — BOK Center

ALL-TIME FRESHMAN LEADERS

Scoring Leaders

1.	Shea Seals (1993-94)	470
2.	James Woodard (2012-13)	383
3.	Steve Harris (1981-82)	311
4.	Jordan Clarkson (2010-11)	310
5.	Glenn Andrews (2007-08)	308
6.	Ben Uzoh (2006-07)	306
7.	Greg Harrington (1998-99)	281
8.	Brett McDade (2004-05)	270
9.	Eric McClellan (2011-12)	256
10.	Steve McDowell (1976-77)	238

Rebounding Leaders

1.	Michael Ruffin (1995-96)	232
2.	James Woodard (2012-13)	187
3.	Shea Seals (1993-94)	182
4.	Ben Uzoh (2006-07)	153
5.	Jamel McLean (2006-07)	151
6.	Zac Bennett (1996-97)	143
7.	Shaquille Harrison (2012-13)	124
8.	Steve McDowell (1976-77)	121
9.	Eric Coley (1996-97)	120
10.	Steven Idlet (2008-09)	109

Assist Leaders

1.	Shea Seals (1993-94)	97
2.	Shaquille Harrison (2012-13)	94
3.	Mark Hill (2006-07)	92
4.	Jack Dobbins (1976-77)	84
5.	Brett McDade (2004-05)	73
6.	Adrian Crawford (1996-97)	71
7.	Ty Nilsson (1979-80)	69
8.	Eric McClellan (2011-12)	67
9.	Greg Harrington (1998-99)	66
10.	James Woodard (2012-13)	64

Blocked Shots Leaders

1.	Michael Ruffin (1995-96)	46
2.	Jamel McLean (2006-07)	35
3.	Besn Uzoh (2006-07)	26
	Jack Ingram (2000-01)	26
5.	Kodi Maduka (2010-11)	25
	D'Andre Wright (2012-13)	25
7.	Brian Cardwell (2003-04)	24
	Steven Idlet (2008-09)	24
9.	Eric Coley (1996-97)	20
	Zac Bennett (1996-97)	19

Steal Leaders

1.	Eric Coley (1996-97)	61
2.	Shaquille Harrison (2012-13)	56
3.	Shea Seals (1993-94)	51
4.	Dante Swanson (1999-00)	42
5.	Lou Dawkins (1989-90)	41
	Steve Harris (1981-82)	41
7.	David Moss (1983-84)	37
8.	Ben Uzoh (2006-07)	35
	Glenn Andrews (2007-08)	32
10.	James Woodard (2012-13)	31

Bold indicates current player



SCORING RECORDS AND STREAKS

Tulsa Basketball Decade by Decade

Season	W	L	Pct	Games
1907-1909	4	2	.666	6
1910-1919	35	27	.565	62
1920-1929	78	60	.565	138
1930-1939	93	88	.514	181
1940-1949	60	120	.333	180
1950-1959	123	136	.475	259
1960-1969	133	124	.518	257
1970-1979	133	133	.500	266
1980-1989	201	105	.657	306
1990-1999	209	105	.666	314
2000-2009	194	125	.608	319
2010-present	97	68	.588	165
Totals	1360	1093	.554	2453

Top 10 Scoring Teams

(Based on Scoring Average)

	Season	Games	Points	Average
1.	1983-84	31	2816*	90.8 **
2.	1972-73	26	2218	85.3
3.	1970-71	26	2188	84.2
4.	1993-94	31	2586	83.4
5.	2009-10	35	2500	71.4
6.	1968-69	27	2244	83.1
7.	1973-74	26	2138	82.2
8.	1971-72	26	2126	81.8
9.	1984-85	31	2527	81.5
10.	1974-75	29	2360	81.4

* Most points scored in a single-season.

** Led the nation in scoring.

Top Scoring Games by Tulsa

Score	Date, Opponent
1. 141-50	Dec. 7, 1995 vs. Prairie View A&M at Convention Center
2. 128-63	Nov. 27, 1993 vs. Houston Baptist at Convention Center
128-84	Feb. 27, 1997 vs. TCU at Fort Worth, Texas
4. 127-81	Dec. 11, 1963 vs. Christian Brothers (TN) at Fairgrounds Pavilion
5. 126-80	Dec. 9, 1983 vs. Long Island (NY) at Convention Center
126-102	Mar. 1, 1984 vs. Indiana State at Convention Center
7. 125-83	Nov. 24, 1984 vs. Ft. Valley State (GA) at Convention Center
8. 121-82	Jan. 2, 1984 vs. West Texas State at Convention Center
9. 115-98	Jan. 13, 1994 vs. Drake at Convention Center
115-46	Dec. 30, 2000 vs. Prairie View A&M at Reynolds Center

Top Scoring Games by Opponent

Score	Date, Opponent
1. 118-69	Feb. 25, 1989 by Arkansas at Fayetteville, Ark.
2. 112-99	Dec. 29, 1990 by Oklahoma at Oklahoma City Myriad
3. 111-86	Mar. 14, 1991 by Oklahoma at Norman, Okla.
111-103	Feb. 14, 2004 by Rice at Houston, Texas
5. 110-85	Dec. 18, 1976 by UCLA at Los Angeles, Calif.
110-103	Dec. 21, 1976 by North Texas State at Fairgrounds Pavilion
110-102	Mar. 1, 1975 by Drake at Fairgrounds Pavilion
110-64	Feb. 29, 1960 by Cincinnati at Cincinnati, Ohio
9. 107-87	Feb. 21, 1981 by Drake at Des Moines, Iowa
10. 106-80	Mar. 1, 1993 by Southern Illinois at Carbondale, Ill.

Tulsa's Basketball Streaks

Most Consecutive Games Won:	16 (Jan. 17, 1920 – Mar. 13, 1920) 15 (Nov. 26, 1983 – Jan. 14, 1984)
Most Consecutive Games Lost:	17 (Jan. 19, 1929 – Feb. 19, 1930)
Most Consecutive Home Wins:	36 (Feb. 23, 1980 – Dec. 7, 1983)
Most Consecutive Non-Conference Home Wins:	28 (Dec. 11, 1982 – Dec. 18, 1986)
Most Consecutive Home Losses:	9 (Jan. 19, 1929 – Feb. 14, 1930)
Most Consecutive Road Wins:	10 (1919-20, 12 road games)
Most Consecutive Road Losses:	16 (Jan. 3, 1959 – Feb. 6, 1960, does not include neutral site games)
Most Home Wins:	19 (1981-82 and 1983-84)
Most Road Wins:	10 (1919-20, 1993-94, 1999-00, and 2001-02)
Best Season Start:	15-0 (1983-84)
Best Home Record:	19-0 (1981-82)
Best Road Record:	10-2 (1919-20 and 1993-94) 10-3 (2001-02)

Tulsa's Conference USA Streaks

(2005-14) (does not include C-USA Tournament games)

Most Consecutive C-USA Games Won:	8 (2013-14)
Most Consecutive C-USA Games Lost:	4 (2005-06)
Most Consecutive C-USA Home Wins:	7 (Jan. 17, 2009-Mar. 4, 2009)
Most Consecutive C-USA Home Losses:	2 (2005-06, 2007-08)
Most Consecutive C-USA Road Wins:	4 (2013-14)
Most Consecutive C-USA Road Losses:	5 (Feb. 18, 2006-Jan. 24, 2007)
Most C-USA Wins:	13 (2013-14)
Most C-USA Home Wins:	7 (2008-09, 2013-14)
Most C-USA Road Wins:	6 (2013-14)
Best C-USA Home Record:	7-1 (2008-09, 2013-14)
Best Road C-USA Record:	6-2 (2013-14)

Tulsa's Western Athletic Conference Streaks

(1996-2005) (does not include WAC Tournament games)

Most Consecutive WAC Games Won:	7 (Jan. 28, 2002 – Feb. 16, 2002)
Most Consecutive WAC Games Lost:	7 (Jan. 31, 2004 – Feb. 27, 2004)
Most Consecutive WAC Home Wins:	10 (Jan. 17, 2001 – Jan. 24, 2002)
Most Consecutive WAC Home Losses:	4 (Jan. 31, 2004 - Mar. 4, 2004)
Most Consecutive WAC Road Wins:	5 (Feb. 25, 1999 – Jan. 27, 2000)
Most Consecutive WAC Road Losses:	8 (Jan. 3, 2004 - Feb. 27, 2004)
Most WAC Wins:	15 (2001-02)
Most WAC Home Wins:	8 (2001-02, 2002-03)
Most WAC Road Wins:	7 (2001-02)
Best WAC Home Record:	8-1 (2001-02)
Best Road WAC Record:	6-1 (1999-2000)

Tulsa's Missouri Valley Conference Streaks

(1936-96) (does not include MVC Tournament games)

Most Consecutive MVC Games Won:	12 (Feb. 9, 1994 – Jan. 16, 1995)
Most Consecutive MVC Games Lost:	16 (Feb. 9, 1948 – Feb. 28, 1949)
Most Consecutive MVC Home Wins:	22 (Feb. 23, 1980 – Feb. 17, 1983)
Most Consecutive MVC Home Losses:	10 (Feb. 16, 1942 – Feb. 21, 1946)
Most Consecutive MVC Road Wins:	6 (Feb. 23, 1991 – Feb. 1, 1992)
Most Consecutive MVC Road Losses:	17 (Jan. 27, 1958 – Feb. 6, 1960)
Most MVC Wins:	15 (1993-94)
Most MVC Home Wins:	9 (1993-94)
Most MVC Road Wins:	6 (several times, most recent 1995-96)
Best MVC Home Record:	8-0 (1980-81)
Best Road MVC Record:	6-2 (several times, most recent 1994-95)

100-POINT GAMES AND OVERTIMES

Tulsa 100-Point Games Records

First game Tulsa scored 100 or more points: Tulsa 107, Adams State (Colo.) 54 • Dec. 18, 1962 at Fairgrounds Pavilion

First game an Opponent scored 100 or more points: Cincinnati 110, Tulsa 64 • Feb. 29, 1960 at Cincinnati, Ohio

Last time Tulsa scored 100 or more points: Tulsa 101, Houston 92 • Feb. 16, 2013 at Reynolds Center

Last time Tulsa scored 100 or more points at home: Tulsa 101, Houston 92 • Feb. 16, 2013 at Reynolds Center

Last time an Opponent scored 100 or more points: Oklahoma 101, Tulsa 91 • Dec. 14, 2014 at Norman, Okla.

Most 100 or more points in a season by Tulsa: 8, 1983-84 season

Most 100 or more points in a season by the Opponent: 3, three times (1974-75, 1976-77 and 1977-78)

Total 100 or more point games in Tulsa history: 73 (Home: 58, Road: 12, Neutral: 4)

Total 100 or more point games in Tulsa history by an Opponent: 32 (At Opponent: 23, At Tulsa: 6, At Neutral site: 3)

Tulsa has scored 100 or more points in two games, in the same season, against the same opponent: Pan American (1973-74), Indiana State (1983-84); and Oral Roberts (1992-93)

Opponent has scored 100 or more points against Tulsa in two games, in the same season: Oklahoma (1990-91)

Most consecutive games Tulsa has scored 100 or more points: 3 games (Feb. 18- Mar. 1, 1984)

Most consecutive games opponents have scored 100 or more points: 2 games (Dec. 18-21, 1976)

Opponent that Tulsa has scored the most career 100 or more points against: 5 vs. West Texas State; Indiana State

Opponent that has scored most career 100 or more points against Tulsa: 4, Indiana State

Both teams scoring 100 or more points in a single game:

Oklahoma City 101, Tulsa 100 (OT) • Feb. 24, 1972 at Fairgrounds Pavilion

Tulsa 106, Oklahoma City 105 • Jan. 20, 1975 at Oklahoma City, Okla.

North Texas State 110, Tulsa 103 • Dec. 21, 1976 at Fairgrounds Pavilion

Nevada-Las Vegas 104, Tulsa 103 (2 OT) • Dec. 10, 1977 at Las Vegas, Nev.

Tulsa 126, Indiana State 102 • Mar. 1, 1984 at Convention Center

Tulsa 112, UCLA 102 • Mar. 18, 1994 at The Myriad in Oklahoma City (first round of NCAA tournament)

TCU 102, Tulsa 100 • Feb. 1, 1998 at Fort Worth, Texas

Rice 111, Tulsa 103 • Feb. 14, 2004 (2OT) at Houston, Texas

Marshall 105, Tulsa 100 (3OT) • March 8, 2012 at Memphis, Tenn.

Most Points by Two Teams: 228 points • Tulsa 126, Indiana State 102 • March 1, 1984

Largest Margin of Victory: 91 points • Tulsa 141, Prairie View A&M 50 • Dec. 17, 1995 at Tulsa Convention Center

Largest Margin of Defeat: 54 points • Kentucky 72, Tulsa 18 • Dec. 3, 1947 at Lexington, Ky.

Last time Tulsa scored 100 points at home and lost: North Texas 110, Tulsa 103 • Dec. 21, 1976 • Fairgrounds Pavilion

Last time Tulsa lost at home when an opponent scored 100 points: Wichita State 102, Tulsa 84 • Jan. 16, 1978 • Tulsa Convention Center

Tulsa's Overtime History

Total Overtime Games: 105 (Won 47, Lost 58; Home 26-21; Away 16-33; Neutral 6-4)

Double Overtime Games: 21 (Won 9, Lost 12; Home 3-4; Away 4-6; Neutral 1-2)

Most Overtime Games in a Single Season: 5

1987-88 (Won 0, Lost 5); 2007-08 (Won 2, Lost 3)

2011-12 (Won 1, Lost 4)

Most Double Overtime Games in a Single Season: 4, 1987-88 (Won 0, Lost 4)

First Overtime Game in Tulsa History: Tulsa 32, Phillips 26 • Feb. 25, 1921 at Enid, Okla.

First Double Overtime Game in Tulsa History: Central State (OK) 41, Tulsa 40 • Jan. 28, 1946 at Rogers H.S.

Last Single Overtime Game: Tulsa 72, UTSA 70 • March 2, 2014 at Tulsa, Okla.

Last Single Overtime Victory: Tulsa 72, UTSA 70 • March 2, 2014 at Tulsa, Okla.

Last Double Overtime Game: Tulsa 101, Houston 92 (3OT) • Feb. 16, 2013 at Reynolds Center

Last Double Overtime Victory: Tulsa 101, Houston 92 (3OT) • Feb. 16, 2013 at Reynolds Center

Triple Overtime Games: 3 games

UCF 97, Tulsa 91 • Jan. 12, 2008 at Orlando, Fla.


Marshall 105, Tulsa 100 • March 8, 2012 at Memphis, Tenn.

Tulsa 101, Houston 92 • Feb. 16, 2013 at Reynolds Center

Tulsa has had Most Overtime Games Against: Wichita State, 11 (Won 4, Lost 7)

Twice in Tulsa History TU has played the Same Opponent in two Overtime Games in a Single Season: Bradley, 1978-89 (Won 1, Lost 1), Illinois State, 1984-85 (Won 1, Lost 1), and SMU, 2004-05 (Won 0, Lost 2)

Most Consecutive Overtime Games Played: 2 games, Dec. 3 and 6, 1956 (Won 0, Lost 2); Feb. 27 and Mar. 5, 1988 (Won 0, Lost 2); Jan. 30 and Feb. 2, 1993 (Won 0, Lost 2);



Brandon Kurtz (1998-00) scored the first two-point basket in the opening game of the Donald W. Reynolds Center on December 29, 1998.

TULSA POINTS CLUB

700-Point Club

Player	Season	G	FG-FGA	Pct.	3 Pts.	Pct.	FT-FTA	Pct.	Pts.	Avg.
Willie Biles	1972-73	26	323-742	.435			142-185	.768	788	30.3
Bob Patterson	1954-55	28	272-630	.431			229-297	.771	773	27.6
Steve Harris	1984-85	31	273-499	.547			186-215	.865	732	23.6
Gary Collier	1993-94	31	254-490	.518	93-201	.463	109-141	.773	710	22.9
Shea Seals	1996-97	34	231-586	.394	85-282	.301	158-244	.648	705	20.7

600-Point Club

Player	Season	G	FG-FGA	Pct.	3 Pts.	Pct.	FT-FTA	Pct.	Pts.	Avg.
Bobby Smith	1968-69	27	281-579	.485			99-125	.792	661	24.5
Steve Harris	1983-84	31	271-468	.579			113-142	.796	655	21.1
Willie Biles	1973-74	26	257-635	.405			127-172	.738	641	24.7
Justin Hurtt	2010-11	32	206-494	.417	86-234	.368	142-175	.811	640	20.0
Steve Bracey	1972-72	26	255-546	.467			117-159	.736	627	24.1
Ben Uzoh	2007-08	39	208-426	.488	55-157	.350	137-170	.806	608	15.6
Dana Lewis	1970-71	26	255-518	.492			97-159	.610	607	23.3
Ken Smith	1974-75	29	255-603	.423			97-130	.746	607	20.9
Shea Seals	1994-95	32	182-468	.389	80-238	.336	157-198	.793	601	18.8

500-Point Club

Player	Season	G	FG-FGA	Pct.	3 Pts.	Pct.	FT-FTA	Pct.	Pts.	Avg.
Tracy Moore	1987-88	28	211-483	.437	64-137	.467	109-151	.723	595	21.3
Ricky Ross	1982-83	31	203-457	.444	30-79	.380	139-179	.777	575	18.5
Steve Harris	1982-83	31	233-443	.526	4-12	.333	104-119	.874	574	18.5
Bill Kusleika	1963-64	25	236-485	.487			94-133	.707	556	22.6
Jerome Jordan	2009-10	35	184-335	.549	0-0	.000	172-250	.688	540	15.4
Tracy Moore	1985-86	32	217-453	.479			105-139	.755	539	16.8
Ricky Ross	1983-84	31	203-412	.493			130-164	.793	536	17.3
Ron Carson	1969-70	26	222-496	.447			91-114	.798	535	20.5
David Moss	1986-87	30	196-420	.467	43-105	.409	100-117	.855	535	17.8
Ben Uzoh	2009-10	35	184-403	.457	49-143	.343	117-153	.765	534	15.3
Dana Lewis	1969-70	26	228-495	.460			72-130	.554	528	20.3
James Woodard	2013-14	34	162-370	.438	65-168	.387	139-178	.781	528	15.5
Rob Washington	1968-69	26	201-417	.482			121-210	.576	523	20.1
Kevin Johnson	2000-01	37	192-340	.565	3-5	.600	128-171	.749	515	13.9
Greg Stewart	1980-81	33	214-365	.586			85-132	.644	513	15.5
Shea Seals	1995-96	30	161-425	.379	59-201	.294	131-201	.652	512	17.1
Jordan Clarkson	2011-12	31	167-384	.435	43-115	.374	134-171	.784	511	16.5
Jason Parker	2002-03	33	167-387	.432	52-152	.342	123-146	.842	509	15.4
Herbert Johnson	1984-85	31	199-405	.491			110-154	.714	508	16.4
Tracy Moore	1986-87	30	204-445	.458	10-26	.385	88-122	.721	506	16.9
Justin Hurtt	2009-10	35	169-403	.419	78-200	.390	90-111	.811	506	14.5
Dick Nunneley	1953-54	29	171-517	.330			162-232	.698	504	17.3
Mark Morse	1992-93	29	176-406	.433	75-184	.408	77-102	.755	504	17.4
Ben Uzoh	2008-09	36	169-386	.438	40-122	.328	125-158	.791	503	14.0
Marcell Gordon	1990-91	30	179-355	.504	8-29	.276	136-183	.743	502	16.7
Kevin Johnson	2002-03	33	200-386	.518	19-53	.358	81-107	.757	500	15.2

TULSA POINTS CLUB

400-Point Club

Player	Season	G	FG-FGA	Pct.	3 Pts.	Pct.	FT-FTA	Pct.	Pts.	Avg.
David Shelton	1999-00	37	152-321	.474	30-85	.353	164-214	.766	498	13.5
Jerome Jordan	2008-09	36	180-307	.586	0-0	.000	137-186	.737	497	13.8
Jarius Glenn	2004-05	29	172-364	.473	17-49	.347	134-166	.807	495	17.1
Kevin Johnson	2001-02	34	192-335	.573	11-30	.367	99-120	.825	494	14.5
Jason Parker	2003-04	29	169-434	.389	51-136	.375	101-131	.771	490	16.9
Eldridge Webb	1966-67	27	202-461	.438			82-112	.732	486	18.0
Dante Swanson	2002-03	32	163-359	.454	89-207	.430	69-79	.873	484	15.1
Bob Patterson	1953-54	29	168-441	.380			145-203	.714	481	16.5
Jim King	1961-62	26	186-417	.446			105-139	.755	479	18.4
Sammy High	1972-73	26	200-399	.501			75-118	.661	478	18.4
Teko Wynder	1976-77	27	202-494	.409			73-100	.730	477	17.7
Julian Hammond	1965-66	29	172-261	.659			132-202	.653	476	16.4
David Moss	1985-86	32	177-340	.521			116-134	.866	470	14.7
Shea Seals	1993-94	28	153-359	.426	75-184	.408	89-119	.748	470	16.8
Roger Wendel	1958-59	25	142-349	.407			185-222	.833	469	18.8
Herbert Johnson	1983-84	31	186-362	.514			94-132	.712	466	15.0
Rod Thompson	1997-98	31	148-396	.374	71-209	.340	99-123	.805	466	15.0
Steve Bracey	1970-71	25	194-448	.433			72-102	.705	460	18.4
Rick Park	1964-65	25	157-308	.510			145-165	.879	459	18.4
Marcus Hill	2000-01	36	158-372	.425	78-220	.355	64-80	.800	458	12.7
Dan O'Leary	1976-77	27	186-345	.539			83-108	.769	455	16.9
Roger Wendel	1957-58	26	147-379	.388			161-193	.834	455	17.5
Mark Morse	1991-92	30	161-394	.409	53-154	.344	74-104	.712	449	14.9
Sherman Dillard	1965-66	29	182-342	.532			83-137	.606	447	15.4
Greg Harrington	2001-02	34	143-307	.466	47-122	.385	108-126	.857	441	13.0
David Shelton	2000-01	37	135-336	.402	43-116	.371	127-153	.830	440	11.9
Gary Collier	1992-93	29	169-316	.535	42-90	.467	55-81	.679	435	15.0
Jim Clesson	1971-72	26	173-359	.482			85-99	.859	431	16.6
Russell Sublet	1979-80	26	186-378	.492			59-74	.797	431	16.6
David Brown	1980-81	33	155-301	.515			121-184	.658	431	13.1
Bill Kusleika	1962-63	25	168-311	.540			91-112	.813	427	17.1
Bob Stevenson	1979-80	27	165-324	.509			95-136	.699	425	15.7
Eric Coley	1999-00	37	178-340	.524	11-54	.204	50-88	.568	417	11.3
David Voss	1960-61	25	165-366	.451			86-103	.835	416	16.6
Brandon Kurtz	1999-00	37	155-302	.513	3-13	.231	101-151	.669	414	11.2
Rob Washington	1966-67	27	150-286	.524			113-173	.653	413	15.3
Marcus Hill	1999-00	37	149-347	.429	64-191	.335	51-82	.622	413	11.2
Jerome Jordan	2007-08	39	154-273	.564	0-0	.000	102-148	.689	410	10.5
Lamont Randolph	1988-89	31	154-252	.611			100-142	.704	408	13.2
Pooh Williamson	1994-95	32	141-340	.415	56-142	.394	70-92	.761	408	12.8
James King	1962-63	25	133-285	.467			140-180	.778	406	16.2
Jeff Malham	1992-93	29	141-317	.445	41-113	.363	83-898	.847	406	14.0
Rick Park	1963-64	25	142-248	.573			121-134	.903	405	16.2
Bobby Smith	1966-67	27	171-345	.496			63-90	.700	405	15.0
Leon Alvoid	1975-76	27	183-392	.467			35-48	.729	401	14.9
Gary Collier	1991-92	30	150-321	.467	38-100	.380	63-79	.797	401	13.4
Greg Harrington	2000-01	37	130-276	.471	52-111	.468	88-120	.733	400	10.8

INTRO

PLAYERS

STAFF

REVIEW

AMERICAN ATHLETIC
CONFERENCE

OPPONENTS

RECORDS

HISTORY

ALL-TIME RECORD VS. OPPONENTS

(**Bold** indicates 2014-15 Opponents)

Opponent	W	L	First Game	Last Game
Adams State (Colo.)	1	0	1962-63	1962-63
Air Force	1	1	1998-99	1998-99
Alabama	2	0	1951-52	2000-01
Alabama State	1	0	1983-84	1983-84
Alaska-Fairbanks	1	0	1997-98	1997-98
Alcorn State	1	0	1984-85	1984-85
American Academy (Mexico)	1	0	1927-28	1927-28
Appalachian State	0	1	2010-11	2010-11
Arkansas	25	35	1931-32	2006-07
Arkansas-Pine Bluff	1	0	1999-00	1999-00
Arkansas State	5	0	1971-72	2007-08
Arizona	2	1	1954-55	1985-86
Arizona State	2	2	1958-59	2011-12
Army	1	0	1967-68	1967-68
Auburn	0	2	1975-76	2008-09
Austin College (Texas)	2	0	1920-21	1920-21
Baylor	7	5	1936-37	1992-93
Bethune-Cookman	1	0	1989-90	1989-90
Boise State	6	4	2001-02	2004-05
Boston U.	1	0	1996-97	1996-97
Boston College	1	0	1999-00	1999-00
Bowling Green	1	1	1952-53	1959-60
Bradley	41	61	1939-40	2007-08
Brigham Young	3	8	1979-80	2008-09
BYU-Hawaii	1	0	2001-02	2001-02
Bristow Prep (Okla.)	1	0	1923-24	1923-24
Buffalo	2	0	2001-02	2012-13
Cal State Bakersfield	1	0	1972-73	1972-73
Cal State Fullerton	4	1	1968-69	2013-14
Cal State Hayward	1	0	1970-71	1970-71
Cal State Irvine	2	0	1986-87	2000-01
Cal State Los Angeles	1	0	1962-63	1962-63
Cal State Northridge	2	2	2005-06	2012-13
Cal Poly Pomona	1	0	1968-69	1968-69
Camp Chaffee (Ark.)	1	1	1945-46	1945-46
Camp Crowder (Mo.)	2	1	1943-44	1944-45
Camp Gruber (Okla.)	1	3	1944-45	1945-46
Centenary	2	2	1948-49	1999-00
Central Arkansas	1	0	2007-08	2007-08
Central State (Mo.)	2	3	1917-18	1962-63
Central State (Okla.)	14	15	1916-17	1980-81
Charleston Southern	1	0	1991-92	1991-92
Charlotte	3	1	1999-00	2013-14
Chicago State	1	0	2009-10	2009-10
Chilocco Indian School (Okla.)	3	2	1919-20	1922-23
Christian Brothers (Tenn.)	1	0	1963-64	1963-64
Cincinnati	10	21	1946-47	1999-00
Claremore Prep (Okla.)	2	1	1908-09	1913-14
Clemson	1	1	1959-60	1996-97
Cleveland State	1	1	1997-98	1998-99
Coffeyville JC (Kan.)	0	1	1935-36	1935-36
College of Charleston	1	0	1998-99	1998-99
College of the Ozarks (Ark.)	2	0	1983-84	1985-86
Colorado	3	4	1954-55	2009-10
Colorado State	3	2	1961-62	1998-99
Connecticut	0	1	1978-79	1978-79
Coppin State	1	0	1990-91	1990-91
Corpus Christi (Texas)	1	0	1970-71	1970-71
Creighton	43	35	1934-35	2013-14
Cullen-Boren (Texas)	1	0	1921-22	1921-22
Dartmouth	1	0	1972-73	1972-73
Dayton	2	0	1985-86	2002-03
Delaware State	2	0	1996-97	1999-00
Detroit	11	6	1949-50	1961-62
Detroit YMCA	1	0	1920-21	1920-21
Doane College (Neb.)	0	1	1935-36	1935-36
Drake	58	60	1930-31	1995-96
Drexel (Pa.)	2	0	1984-85	1988-89
Drury College (Mo.)	11	3	1923-24	1948-49
Duke	0	3	1996-97	2009-10
Duquesne	1	2	1952-53	1997-98
East Carolina	11	2	1984-85	2013-14

Opponent	W	L	First Game	Last Game
East Central State (Okla.)	12	7	1919-20	1947-48
East Texas State	0	2	1939-40	1948-49
Eastern Kentucky	0	1	1946-47	1946-47
Eastern Michigan	1	1	2005-06	2006-07
Emporia State (Kan.)	1	2	1914-15	1938-39
Evansville	6	0	1994-95	1996-97
Florida	2	0	1962-63	1963-64
Florida Atlantic	1	0	2013-14	2013-14
Florida International	2	0	2009-10	2013-14
Florida Southern	1	0	1981-82	1981-82
Florida State	0	4	1963-64	2012-13
Fort Valley State (Ga.)	1	0	1984-85	1984-85
Fresno State	6	11	1997-98	2004-05
George Washington (D.C.)	0	1	1954-55	1954-55
Georgia	0	1	1980-81	1980-81
Georgia Southern	1	0	1970-71	1970-71
Georgia State	1	1	1999-00	2003-04
Glennan Army Hospital (Okla.)	1	1	1944-45	1944-45
Gonzaga	0	3	1997-98	2003-04
Grambling	3	0	1987-88	2001-02
Grand Canyon	1	0	2013-14	2013-14
Green Bay	0	1	2013-14	2013-14
Grinnell (Iowa)	6	6	1929-30	1938-39
Hampton	0	1	2007-08	2007-08
Hardin-Simmons (Texas)	4	0	1953-54	1961-62
Hawaii	9	11	1966-67	2004-05
Henderson State (Ark.)	1	0	1982-83	1982-83
Houston	23	21	1950-51	2012-13
Houston Baptist	3	0	1973-74	1993-94
Idaho	2	0	1951-52	1952-53
Idaho State	2	1	1955-56	1957-58
Illinois	1	2	1988-89	2008-09
Illinois State	16	15	1981-82	1995-96
Indiana State	28	14	1970-71	2013-14
Independence JC (Kan.)	1	0	1939-40	1939-40
Iowa	0	2	2000-01	2002-03
Iowa State	2	2	1955-56	1976-77
Jacksonville	1	0	1985-86	1985-86
Jackson State	6	0	1998-99	2012-13
Kansas	0	6	1953-54	2002-03
Kansas City Athletic Club	0	1	1931-32	1931-32
Kansas State	5	1	1965-66	1990-91
Kentucky	0	5	1947-48	2001-02
Kent State	0	1	2009-10	2009-10
Kingfisher College (Okla.)	2	0	1921-22	1921-22
LaSalle	2	1	1939-40	1971-72
Lamar	4	5	1961-62	2006-07
Lawrence Tech (Mich.)	0	1	1947-48	1947-48
Long Beach State	4	2	1963-64	1992-93
Long Island	1	0	1983-84	1983-84
Louisiana-Lafayette	2	1	1963-64	1977-78
Louisiana-Monroe	1	0	1973-74	1973-74
Louisiana State	1	1	1952-53	1952-53
Louisiana Tech	5	7	1989-90	2013-14
Louisville	5	23	1964-65	1995-96
Loyola-Marymount (Calif.)	4	0	1951-52	2009-10
Loyola (Ill.)	0	2	1947-48	1965-66
Loyola (La.)	5	1	1956-57	1965-66
LSU Shreveport	1	0	2012-13	2012-13
Manhattan (NY)	1	0	1978-79	1978-79
Marquette	2	1	1966-67	2001-02
Marshall	9	6	2005-06	2013-14
Maryland	0	2	1964-65	2013-14
Massachusetts	0	1	1994-95	1994-95
Mercer	1	0	2011-12	2011-12
McMurry (Texas)	1	0	1969-70	1969-70
McNeese State	0	2	1977-78	1985-86
Memphis	13	23	1964-65	2012-13
Methodist Indian School (Okla.)	2	1	1913-14	1913-14
Miami (Fla.)	1	1	1961-62	1999-00
Michigan	1	2	1965-66	1965-66
Michigan State	1	2	1961-62	1998-99



Opponent	W	L	First Game	Last Game
Middle Tennessee	2	0	2013-14	2013-14
Minnesota	1	2	1953-54	2000-01
Mississippi	4	1	1953-54	1989-90
Mississippi State	1	0	2000-01	2000-01
Mississippi Valley State	2	0	1990-91	2007-08
Missouri	3	4	1917-18	1988-89
Missouri-Kansas City	4	0	1983-84	1999-00
Missouri-Rolla	1	0	1932-33	1932-33
Missouri State	18	21	1931-32	2013-14
Missouri-St. Louis	3	0	1971-72	1975-76
Montana	1	0	2001-02	2001-02
Morgan State	1	0	1997-98	1997-98
Morris Brown	1	0	2001-02	2001-02
Morningside College (Ia.)	0	2	1945-46	1946-47
Murray State	1	1	1953-54	1988-89
Navy	0	1	1985-86	1985-86
Nebraska	2	1	1997-98	2009-10
Nevada	7	6	1920-21	2009-10
New Mexico	1	1	1996-97	1996-97
New Mexico State	21	16	1940-41	2004-05
New York University	0	2	1960-61	1963-64
Niagara	1	1	1957-58	1959-60
North Carolina	1	3	1981-82	2000-01
North Carolina A&T	1	0	1995-96	1995-96
North Carolina Central	1	0	2008-09	2008-09
North Carolina-Greensboro	1	0	1979-80	1979-80
North Dakota State	1	0	1967-68	1967-68
North Florida	1	0	2007-08	2007-08
North Texas	39	13	1921-22	2013-14
Northeast Missouri	1	0	1985-86	1985-86
Northeastern Oklahoma	15	4	1924-25	2008-09
Northern Arizona	2	0	2004-05	2005-06
Northern Iowa	8	3	1991-92	1995-96
Northern Kentucky	1	0	2012-13	2012-13
Northwestern (Ill.)	1	1	2008-09	2011-12
Northwestern State (La.)	3	0	1949-50	2004-05
Northwestern Oklahoma	4	11	1915-16	1936-37
Notre Dame	1	0	1954-55	1954-55
Ohio U.	1	1	2008-09	2009-10
Oklahoma	11	29	1914-15	2013-14
Oklahoma Baptist	32	15	1918-19	1983-84
Oklahoma City	24	20	1924-25	1974-75
Oklahoma State	38	69	1907-08	2011-12
Okmulgee Armed Serv. (Okla.)	2	0	1943-44	1943-44
Old Dominion	2	0	1994-95	2013-14
Oral Roberts	32	17	1973-74	2013-14
Oregon	0	2	1956-57	1958-59
Oregon State	1	0	1998-99	1998-99
Quincy College (Ill.)	0	1	1976-77	1976-77
Panhandle State (Okla.)	1	0	1937-38	1937-38
Pennsylvania	1	0	1974-75	1974-75
Pepperdine	1	0	1983-84	1983-84
Phillips University (Okla.)	30	19	1915-16	1950-51
Phillips 66er's	1	2	1929-30	1962-63
Pittsburg State (Kan.)	3	1	1940-41	1978-79
Prairie View A&M	4	0	1995-96	2006-07
Presbyterian	2	0	2007-08	2008-09
Princeton	0	1	2010-11	2010-11
Providence	1	0	1986-87	1986-87
Purdue	3	2	1962-63	1980-81
Rhode Island	2	0	1999-00	2000-01
Rice	28	6	1996-97	2013-14
Richmond	0	1	1987-88	1987-88
St. Benedict's (Kan.)	1	0	1937-38	1937-38
St. Bonaventure (NY)	0	1	1963-64	1963-64
St. Cloud (Minn.)	1	0	1973-74	1973-74
St. Gregory's (Okla.)	1	0	2006-07	2006-07
St. John's (Kan.)	0	1	1922-23	1922-23
St. John's (NY)	0	1	1975-76	1975-76
St. Joseph's	2	2	1996-97	2011-12
St. Louis	21	52	1937-38	1975-76
St. Mary's (Calif.)	1	0	1965-66	1965-66St.
Mary's (Texas)	10	2	1965-66	2009-10
St. Peter's (NJ)	0	1	1968-69	1968-69

Opponent	W	L	First Game	Last Game
Sam Houston State	1	0	1998-99	1998-99
Samford (Ala.)	1	0	1972-73	1972-73
San Diego	1	0	2012-13	2012-13
San Diego State	6	1	1952-53	1997-98
San Francisco	2	0	1952-53	1964-65
San Jose State	18	2	1968-69	2004-05
Santa Barbara	2	0	1956-57	1961-62
Santa Clara	1	2	1953-54	2000-01
Sapulpa Prep (Okla.)	1	0	1908-09	1908-09
Seattle	2	1	1955-56	1972-73
SMU	30	14	1919-20	2012-13
South Alabama	2	0	1980-81	2009-10
South Dakota State	1	0	1965-66	1965-66
Southeastern Louisiana	2	0	1991-92	2011-12
Southeast Missouri	2	0	1938-39	2007-08
Southeastern Oklahoma	0	3	1925-26	1935-36
Southern Arkansas	2	0	2005-06	2006-07
Southern-Baton Rouge	2	0	1983-84	2005-06
Southern California	2	1	1968-69	1988-89
Southern Illinois	32	19	1917-18	1998-99
Southern Miss	7	5	1956-57	2013-14
Southern Utah	1	0	1996-97	1996-97
Southwestern Kansas	6	9	1919-20	1954-55
Southwestern Oklahoma	3	5	1919-20	1928-29
Sparks College (Ill.)	0	1	1917-18	1917-18
Stanford	1	0	2010-11	2010-11
Stephen F. Austin	0	2	2005-06	2012-13
Syracuse	1	0	1980-81	1980-81
Temple	2	0	1995-96	1996-97
Tennessee	1	2	1948-49	1999-00
Texas	0	2	1959-60	1960-61
Texas A&M	7	0	1954-55	2008-09
Texas A&M- Corpus Christi	2	0	2005-06	2008-09
Texas-Arlington	3	0	1966-67	2011-12
TCU	22	12	1918-19	2013-14
Texas-Pan American	8	1	1968-69	2007-08
Texas-San Antonio	5	0	1994-95	2013-14
Texas State (formerly SW Texas)	4	0	1978-79	2003-04
Texas Tech	4	2	1952-53	1998-99
Texas Wesleyan	0	1	1946-47	1946-47
Trinity (Texas)	1	0	1971-72	1971-72
Tulane	12	5	1980-81	2013-14
Tulsa YMCA	6	0	1915-16	1917-18
UALR (Arkansas-Little Rock)	4	3	2006-07	2013-14
UAB	7	9	1990-91	2013-14
UCLA	2	4	1960-61	2013-14
UCF	8	6	1981-82	2012-13
UNLV	2	6	1969-70	2010-11
U.S. International (Calif.)	1	0	1981-82	1981-82
UTEP	31	17	1946-47	2013-14
Utah	2	4	1953-54	2007-08
Utah State	2	0	1965-66	1966-67
Vanderbilt	0	1	1950-51	1950-51
Vermont	1	0	1998-99	1998-99
Villanova	0	2	1974-75	1982-83
Virginia Commonwealth	4	1	1976-77	1993-94
Washburn (Kan.)	8	7	1934-35	1949-50
Washington	1	1	1965-66	1985-86
Washington (Mo.)	10	10	1934-35	1949-50
Weber State	1	0	2010-11	2010-11
West Texas State	23	13	1938-39	1985-86
West Virginia	1	0	1980-81	1980-81
Western Kentucky	4	1	1952-53	2011-12
Westminster (Mo.)	1	0	1938-39	1938-39
Weston Athletic Club (Ia.)	1	0	1930-31	1930-31
Wichita State	60	63	1930-31	2013-14
William & Mary	1	0	1986-87	1986-87
Wisconsin	0	1	2002-03	2002-03
Wisconsin-Milwaukee	1	1	1976-77	1977-78
Wright State	0	2	2004-05	2012-13
Wyoming	5	3	1952-53	1998-99
Xavier (Ohio)	2	2	1950-51	1986-87
Yale	2	1	1939-40	1966-67

TULSA VS. NATIONALLY-RANKED TEAMS

(**Bold** indicates Tulsa wins vs. nationally ranked teams)

Against #1

St. Louis 58, Tulsa 40 at Tulsa Fairgrounds Army (Jan. 21, 1949)
Cincinnati 83, Tulsa 50 at Tulsa Fairgrounds Pavilion (Jan. 9, 1960)
Cincinnati 110, Tulsa 64 at Cincinnati, Ohio (Feb. 29, 1960)
Cincinnati 67, Tulsa 57 at Tulsa Fairgrounds Pavilion (Jan. 12, 1963)
Cincinnati 55, Tulsa 54 at Cincinnati, Ohio (Feb. 23, 1963)
UCLA 95, Tulsa 75 at Los Angeles, Calif. (Dec. 12, 1970)
North Carolina 78, #9 Tulsa 70 at Chapel Hill, N.C. (Dec. 3, 1981)
Arkansas 93, Tulsa 91 in OT at Convention Center (Dec. 23, 1993)
Arkansas 103, Tulsa 84 NCAA third round at Dallas, Texas (March 24, 1994)
Duke 97, Tulsa 56 NCAA second round at Charlotte, N.C. (March 14, 1999)
Memphis 56, Tulsa 41 at Donald W. Reynolds Center (Jan. 23, 2008)

Against #2

St. Louis 77, Tulsa 58 at St. Louis, Mo. (Feb. 28, 1949)
Oklahoma A&M 61, Tulsa 39 at Stillwater, Okla. (Feb. 14, 1951)
Cincinnati 86, Tulsa 71 at Cincinnati, Ohio (Feb. 22, 1958)
Bradley 76, Tulsa 66 at Peoria, Ill. (Jan. 7, 1961)
Cincinnati 72, Tulsa 43 at Cincinnati, Ohio (Jan. 6, 1962)
Louisville 76, Tulsa 62 at Louisville, KY (Jan. 3, 1967)
Louisville 82, Tulsa 64 at Tulsa Fairgrounds Pavilion (Feb. 18, 1967)
Louisville 102, Tulsa 83 at Louisville, KY (March 6, 1972)
Indiana State 66, Tulsa 56 at Tulsa Convention Center (Feb. 3, 1979)
Kansas 93, Tulsa 85 at Kansas City, KS (Dec. 29, 2001)
Memphis 82, Tulsa 67 at Memphis, Tenn. (Feb. 27, 2008)
Memphis 77, Tulsa 51 C-USA Championship at Memphis, Tenn. (Mar. 15, 2008)

Against #3

Oklahoma A&M 69, Tulsa 31 at Tulsa Fairgrounds Army (Feb. 1, 1949)
Oklahoma A&M 58, Tulsa 35 at Stillwater, Okla. (Feb. 14, 1949)
Oklahoma A&M 40, Tulsa 38 at Tulsa Fairgrounds Pavilion (Jan. 11, 1951)
Bradley 81, Tulsa 60 at Peoria, Ill. (Feb. 27, 1960)
Cincinnati 70, Tulsa 52 at Tulsa Fairgrounds Pavilion (Feb. 10, 1962)
Purdue 77, Tulsa 74 at West Lafayette, Ind. (Dec. 1, 1969)
Tulsa 84, Louisville 77 at Tulsa Fairgrounds Pavilion (Feb. 8, 1975)
Oklahoma State 82, Tulsa 76 at Tulsa Convention Center (Dec. 31, 1991)
Arkansas 82, Tulsa 63 at Fayetteville, Ark. (Dec. 23, 1994)
Memphis 84, Tulsa 61 at Donald W. Reynolds Center (Feb. 1, 2006)
Memphis 64, Tulsa 39 at FedEx Forum (Mar. 14, 2009)

Against #4

Oklahoma A&M 46, Tulsa 40 at Tulsa Fairgrounds Pavilion (Jan. 16, 1954)
Bradley 71, Tulsa 58 at Tulsa Fairgrounds Pavilion (Jan. 7, 1960)
Cincinnati 81, Tulsa 52 at Cincinnati, Ohio (Feb. 18, 1961)
Bradley 64, Tulsa 61 at Tulsa Fairgrounds Pavilion (Feb. 25, 1961)
UTEP 61, Tulsa 53 at Tulsa Fairgrounds Pavilion (Feb. 4, 1967)
Louisville 84, Tulsa 66 at Tulsa Fairgrounds Pavilion (Feb. 12, 1972)
Illinois 85, Tulsa 58 at Honolulu, Hawaii (Dec. 28, 1988)
Kentucky 74, Tulsa 53 at Lexington, KY (Dec. 20, 1997)
Memphis 78, Tulsa 67 at Memphis, Tenn. (Feb. 25, 2006)

Against #5

Bradley 71, Tulsa 42 at Peoria, Ill. (March 3, 1951)
St. Louis 68, Tulsa 66 (OT) at Tulsa Fairgrounds Pavilion (March 8, 1952)
Cincinnati 77, Tulsa 70 at Tulsa Fairgrounds Pavilion (Jan. 4, 1958)
Cincinnati 84, Tulsa 71 at Cincinnati, Ohio (Feb. 2, 1959)
Cincinnati 54, Tulsa 52 at Cincinnati, Ohio (Dec. 28, 1963)
Wichita St. 98, Tulsa 79 at Wichita, Kan. (Feb. 29, 1964)
Tulsa 77, UCLA 76 (OT) at Los Angeles, Calif. (Nov. 20, 1996)
Utah 84, #24 Tulsa 58 at Salt Lake City, Utah (Jan. 27, 1997)
Utah 56, Tulsa 54 at Tulsa Convention Center (Feb. 22, 1997)
Oklahoma 62, Tulsa 53 at Donald W. Reynolds Center (Nov. 30, 2005)
Duke 70, Tulsa 52 at Durham, N.C. (Feb. 25, 2010)

Against #6

Bradley 64, Tulsa 45 at Peoria, Ill. (Jan. 26, 1950)
Minnesota 66, Tulsa 63 at Tulsa Fairgrounds Pavilion (Dec. 21, 1953)
Oklahoma A&M 77, Tulsa 46 at Stillwater, Okla. (March 2, 1954)
Oklahoma State 64, Tulsa 46 at Stillwater, Okla. (Feb. 5, 1958)
Cincinnati 92, Tulsa 69 at Tulsa Fairgrounds Pavilion (Feb. 23, 1959)
Louisville 104, Tulsa 79 at Louisville, KY (Feb. 22, 1975)
Indiana State 78, Tulsa 59 at Tulsa Convention Center (Jan. 12, 1978)
Oklahoma 99, Tulsa 78 at Oklahoma City, Okla. (Dec. 30, 1989)
North Carolina 91, Tulsa 81 at Chapel Hill, NC (Nov. 11, 2000)
Gonzaga 76, Tulsa 56 at Donald W. Reynolds Center (Feb. 21, 2004)

Against #7

Bradley 53, Tulsa 51 at Tulsa Fairgrounds Pavilion (Feb. 24, 1951)
St. Louis 73, Tulsa 55 at St. Louis, Mo. (Feb. 16, 1952)
Oklahoma A&M 66, Tulsa 51 at Tulsa Fairgrounds Pavilion (Feb. 21, 1953)
Tulsa 85, Wichita State 83 (2OT) at Tulsa Fairgrounds Pavilion (Jan. 15, 1963)
Tulsa 78, Michigan 67 at Honolulu, Hawaii (Dec. 28, 1965)
Massachusetts 76, Tulsa 51 (NCAA third round) at East Rutherford, N.J. (Mar. 24, 1995)
#18 Tulsa 69, Cincinnati 61 (NCAA second round) at Nashville, Tenn. (Mar. 19, 2000)

Against #8

St. Louis 69, Tulsa 49 at Tulsa Fairgrounds Pavilion (Jan. 19, 1951)
Oklahoma A&M 47, #20 Tulsa 45 at Stillwater, Okla. (Jan. 30, 1953)
George Washington 66, Tulsa 61 at Oklahoma City, Okla. (Dec. 21, 1954)
Oklahoma State 51, Tulsa 43 at Tulsa Fairgrounds Pavilion (Jan. 11, 1958)
Bradley 86, Tulsa 72 at Peoria, Ill. (Jan. 31, 1959)
Tulsa 59, San Francisco 53 at Tulsa Fairgrounds Pavilion (Feb. 1, 1965)
Tulsa 65, Cincinnati 64 at Cincinnati, Ohio (Jan. 5, 1967)
Louisville 91, Tulsa 67 at Tulsa Convention Center (Feb. 15, 1977)
Purdue 92, Tulsa 58 at W. Lafayette, Ind. (Dec. 29, 1979)
Tulsa 68, Louisville 60 at Tulsa Convention Center (Dec. 4, 1980)
Tulsa 104, Oklahoma 89 at Tulsa Convention Center (Jan. 9, 1985)
Utah 64, Tulsa 61 (OT) at Las Vegas, Nev. (March 5, 1999)
Memphis 69, Tulsa 52 at Donald W. Reynolds Center (Feb. 14, 2007)
Memphis 63, Tulsa 37 at FedEx Forum (Feb. 11, 2009)

Against #9

Bradley 62, Tulsa 50 at Peoria, Ill. (Jan. 29, 1962)
UTEP 63, Tulsa 54 at El Paso, Texas (Jan. 3, 1966)
Tulsa 81, Pennsylvania 75 at Honolulu, Hawaii (Dec. 28, 1974)
UCLA 110, Tulsa 85 at Los Angeles, Calif. (Dec. 18, 1976)
Louisville 80, Tulsa 74 at Cincinnati, Ohio (Nov. 24, 1985)
Tulsa 74, Bradley 58 at Tulsa Convention Center (March 9, 1986)

Against #10

Bradley 88, Tulsa 49 at Peoria, Ill. (Feb. 26, 1949)
St. Louis 47, Tulsa 45 at St. Louis, Mo. (Jan. 31, 1951)
#15 Tulsa 84, Louisiana State 58 at Tulsa Fairgrounds Pavilion (Dec. 22, 1952)
Western Kentucky 79, #8 Tulsa 70 at Oklahoma City, Okla. (Dec. 30, 1952)
Tulsa 65, Oklahoma City 58 at Oklahoma City, Okla. (Dec. 29, 1955)
Bradley 58, Tulsa 57 at Tulsa Fairgrounds Pavilion (Feb. 21, 1959)
Wichita State 66, Tulsa 38 at Wichita, Kan. (Feb. 2, 1963)
Tulsa 75, Wichita State 64 at Tulsa Fairgrounds Pavilion (Feb. 18, 1965)
Tulsa 70, Kansas State 63 at Manhattan, Kan. (Dec. 4, 1965)
Tulsa 57, Cincinnati 50 at Tulsa Fairgrounds Pavilion (Jan. 2, 1969)
UNLV 104, Tulsa 103 (2OT) at Las Vegas, Nev. (Dec. 10, 1977)
Arkansas 101, Tulsa 87 at Fayetteville, Ark. (Dec. 23, 1992)
Duke 72, #22 Tulsa 67 (preseason NIT) at New York (Nov. 27, 1996)
Kansas 92, Tulsa 69 at Lawrence, Kan. (Dec. 16, 2000)

Against #11

Oklahoma City 74, Tulsa 60 at Oklahoma City, Okla. (March 4, 1953)
St. Louis 73, Tulsa 66 at Tulsa Fairgrounds Pavilion (Feb. 4, 1956)
Bradley 60, Tulsa 46 at Tulsa Fairgrounds Pavilion (March 1, 1958)
Indiana State 101, Tulsa 89 at Terre Haute, Ind. (Jan. 3, 1979)
Missouri 73, Tulsa 61 at Tulsa Convention Center (Dec. 7, 1988)
Tulsa 88, Tennessee 68 at Bayamon, Puerto Rico (Dec. 23, 1999)
Memphis 72, Tulsa 59 at Memphis, Tenn. (Jan. 24, 2007)

Against #12

Minnesota 62, Tulsa 60 at Minneapolis, Minn. (Dec. 7, 1953)
Bradley 72, Tulsa 56 at Peoria, Ill. (Jan. 21, 1957)
St. Louis 83, Tulsa 55 at Tulsa Fairgrounds Pavilion (March 2, 1959)
Tulsa 80, New Mexico 57 at ORU Mabee Center (Jan. 16, 1997)
Tulsa 71, Marquette 69 at Edward Jones Dome (March 14, 2002)

Against #13

UCLA 94, Tulsa 74 at Tulsa Fairgrounds Pavilion (Dec. 3, 1960)
Louisville 78, Tulsa 75 at Tulsa Fairgrounds Pavilion (Jan. 5, 1974)
New Mexico 57, Tulsa 51 at Albuquerque, N.M. (Feb. 16, 1997)
Creighton 71, Tulsa 54 at Omaha, Neb. (Dec. 19, 2012)

Against #14

Louisiana State 55, #11 Tulsa 51 at Baton Rouge, La. (Jan. 22, 1953)
St. Louis 60, Tulsa 58 at Tulsa Fairgrounds Pavilion (Feb. 28, 1957)
Bradley 72, Tulsa 54 at Peoria, Ill. (Feb. 24, 1958)
St. Louis 76, Tulsa 61 at St. Louis, Mo. (Jan. 12, 1959)
Tulsa 85, Louisville 69 at Tulsa Fairgrounds Pavilion (Jan. 4, 1969)
Bradley 67, Tulsa 62 at Peoria, Ill. (Feb. 25, 1988)
Oklahoma 112, Tulsa 99 at Oklahoma City, Okla. (Dec. 29, 1990)
Clemson 65, Tulsa 59 (NCAA second round) at Kansas City, Mo. (Mar. 16, 1997)
Michigan State 68, Tulsa 58 at Kahuku, Hawaii (Dec. 22, 1998)
Oklahoma 81, Tulsa 73 at Norman, Okla. (Nov. 25, 2003)
Wichita State 77, Tulsa 54 at Donald W. Reynolds Center (Nov. 20, 2013)

Against #15

Oklahoma City 48, Tulsa 46 OT at Tulsa Fairgrounds Pavilion (Feb. 5, 1952)
Colorado 69, #16 Tulsa 59 (NCAA first round) in Manhattan, Kan. (March 11, 1955)
Tulsa 98, Seattle 76 at the Tulsa Convention Center (Dec. 5, 1964)
Memphis State 91, Tulsa 87 (OT) at Tulsa Fairgrounds Pavilion (Feb. 10, 1973)
Wichita State 84, Tulsa 81 at Tulsa Convention Center (Feb. 19, 1983)
Arkansas 74, Tulsa 64 at Tulsa Convention Center (Dec. 23, 1991)
TCU 57, Tulsa 54 at Tulsa Convention Center (Feb. 26, 1998)

Against #16

Tulsa 46, Oklahoma A&M 33 at Tulsa Fairgrounds Pavilion (Feb. 7, 1952)
Wichita State 65, Tulsa 51 at Wichita, Kan. (Jan. 26, 1954)
Tulsa 66, Drake 60 at Des Moines, Ia. (Jan. 9, 1971)
Tulsa 89, Kansas State 79 at Tulsa Fairgrounds Pavilion (Dec. 9, 1972)
Tulsa 74, Wichita State 72 (2OT) at Wichita, Kan. (Feb. 16, 1981)
#18 Tulsa 99, Wichita State 88 at Tulsa Convention Center (Jan. 16, 1982)
Villanova 75, #19 Tulsa 68 at San Diego, Calif. (Dec. 29, 1982)
Kentucky 87, Tulsa 82 at TWA Dome (March 16, 2002)

Against #17

Iowa St. 72, Tulsa 52 at Tulsa Fairgrounds Pavilion (Dec. 15, 1956)
Wichita St. 74, Tulsa 63 at Tulsa Fairgrounds Pavilion (Jan. 18, 1958)
Drake 80, Tulsa 74 at Des Moines, Ia. (Feb. 20, 1970)
Louisville 86, Tulsa 74 at Tulsa Fairgrounds Pavilion (Jan. 2, 1971)
Auburn 92, Tulsa 75 at El Paso, Texas (Dec. 20, 1975)
Tulsa 84, North Carolina 74 at ORU Mabee Center (Dec. 17, 1982)
Navy 87, Tulsa 68 (NCAA first round) at Syracuse, N.Y. (March 14, 1986)
Tulsa 112, UCLA 102 (NCAA first round) at Oklahoma City, Okla. (Mar. 18, 1994)

Against #18

Tulsa 46, Oklahoma City 43 at Oklahoma City, Okla. (Jan. 19, 1952)
#17 Tulsa 65, Oklahoma City 62 at Tulsa Fairgrounds Pavilion (Jan. 17, 1953)
Duquesne (Pa.) 89, Tulsa 60 (NIT) at New York (March 7, 1953)
Tulsa 66, Bradley 63 at Tulsa Fairgrounds Pavilion (Feb. 3, 1954)
Tulsa 86, Drake 78 at Des Moines, Ia. (Jan. 11, 1969)
Arkansas 81, Tulsa 66 at Tulsa Fairgrounds Pavilion (Dec. 23, 1976)
BYU 73, Tulsa 71 at Tulsa Convention Center (Dec. 7, 1979)
Tulsa 62, Coll. of Charleston 53 (NCAA First Round) at Charlotte, N.C. (Mar. 12, 1999)

Against #19

Kansas 71, Tulsa 58 at Tulsa Fairgrounds Pavilion (Feb. 8, 1954)
Tulsa 90, Memphis State 85 at Tulsa Fairgrounds Pavilion (Jan. 16, 1971)
Memphis State 91, Tulsa 90 at Tulsa Fairgrounds Pavilion (Feb. 26, 1972)
Tulsa 82, Oklahoma State 80 (NCAA second round) at Oklahoma City, Okla. (Mar. 20, 1994)

Against #20

Tulsa 46, Oklahoma A&M 42 at Tulsa Fairgrounds Pavilion (Jan. 28, 1956)
Arkansas 50, Tulsa 43 at Fayetteville, Ark. (Jan. 23, 1958)
Louisville 83, #7 Tulsa 81 (OT) at Louisville, KY (Feb. 13, 1969)
Tulsa 79, Oklahoma 76 at Norman, Okla. (Dec. 4, 1982)
Bradley 71, Tulsa 58 at Peoria, Ill. (Jan. 19, 1986)
New Mexico 60, Tulsa 59 at Las Vegas, Nev. (March 5, 1998)
Kansas 89, #17 Tulsa 80 at Donald W. Reynolds Center (Dec. 11, 2002)
UCLA 76, Tulsa 59 (NCAA Second Round) at San Diego, Calif. (March 21, 2014)

Against #21

Creighton 83, Tulsa 64 at Donald W. Reynolds Center (Dec. 19, 2011)

Against #22

Tulsa 95, Oklahoma State 80 at Tulsa Convention Center (Dec. 17, 1989)
Oklahoma State 73, Tulsa 61 at Tulsa Convention Center (Dec. 20, 1993)
Tulsa 84, Dayton 71 (NCAA First Round) at Spokane, Wash. (Mar. 20, 2003)

Against #23

Tulsa 80, Miami (Fla.) 71 (NCAA regional semifinals) at Austin, Texas (Mar. 24, 2000)
Creighton 82, Tulsa 72 at Omaha, Neb. (Nov. 23, 2013)

Against #24

Louisville 82, Tulsa 80 (OT) (NCAA first round) at Milwaukee, Wis. (Mar. 15, 1996)
Tulsa 72, TCU 62 at Donald W. Reynolds Center (Jan. 25, 1999)

Against #25

UAB 65, Tulsa 55 at Birmingham, Ala. (Jan. 26, 2010)

Tulsa in Reynolds Center

Air Force.....	1-0
Appalachian State.....	0-1
Arizona State.....	0-1
Arkansas.....	0-2
Arkansas-Pine Bluff.....	1-0
Arkansas State.....	1-0
Boise State.....	5-0
Bradley.....	2-0
Buffalo.....	1-0
BYU.....	0-1
Cal State Fullerton.....	1-0
Cal State Northridge.....	1-0
Centenary.....	1-0
Central Arkansas.....	1-0
Charlotte.....	1-0
Chicago State.....	1-0
Cleveland State.....	1-0
Colorado.....	1-0
Colorado State.....	1-0
Creighton.....	0-2
Delaware State.....	1-0
East Carolina.....	4-1
Eastern Michigan.....	1-0
Florida International.....	1-0
Fresno State.....	4-3
Georgia State.....	1-0
Gonzaga.....	0-1
Grambling.....	1-0
Grand Canyon.....	1-0
Hawaii.....	5-4
Houston.....	4-1
Iowa.....	0-1
Jackson State.....	4-0
Kansas.....	0-1
Lamar.....	1-1
Louisiana Tech.....	3-1
Loyola-Marymount.....	1-0
LSU Shreveport.....	1-0
Marshall.....	7-0
Memphis.....	0-6
Mercer.....	1-0
Miami-Ohio.....	1-0
Middle Tennessee.....	1-0
Mississippi Valley State.....	1-0
Missouri State.....	6-0
Morris Brown.....	1-0
Nevada.....	4-2
New Mexico State.....	1-0
North Carolina Central.....	1-0
Northeastern Oklahoma State.....	1-0
North Texas.....	2-1
Northern Arizona.....	1-0
Northwestern (Ill.).....	1-0
Northwestern (La.) State.....	2-0
Ohio.....	1-0
Oklahoma.....	0-1
Oklahoma State.....	1-0
Oral Roberts.....	5-2
Prairie View A&M.....	3-0
Presbyterian.....	2-0
Princeton.....	0-1
Rhode Island.....	1-0
Rice.....	12-1
St. Gregory's.....	1-0
St. Mary's (Texas).....	1-0
San Jose State.....	7-0
SMU.....	9-6
South Alabama.....	1-0
Southeastern La.....	1-0
Southern.....	1-0
Southern Arkansas.....	3-0
Southern Miss.....	5-1
Southeast Missouri State.....	1-0
Stephen F. Austin.....	0-2
Texas-Arlington.....	3-0
TCU.....	6-0
Texas A&M-Corpus Christi.....	2-0
Texas-Pan American.....	2-0
Texas-San Antonio.....	3-0
Texas State.....	1-0
Tulane.....	7-1
UAB.....	3-3
UALR.....	4-0
UCF.....	5-0
UC Irvine.....	1-0
UMKC.....	1-0
UNLV.....	1-0
Utah.....	1-0
UTEP.....	13-3
Weber State.....	1-0
Wichita State.....	2-3
Wright State.....	0-1
Wyoming.....	1-0

Bold indicates current American Athletic Conference members

REYNOLDS CENTER RECORDS

Tulsa Individual Records

Most Points

39, Anthony Price vs. SMU, 1-1-05
36, Justin Hurrst vs. Weber State,
12-16-10

Most Points, One Half

24, Anthony Price vs. SMU,
1-1-05 (first half)
20, David Shelton vs. TCU,
2-5-00 (first half)
20, Ben Uzoh vs. UCA, 12-9-07
(second half)

Most Field Goals Made

13, Anthony Price vs. SMU, 1-1-05
12, Kevin Johnson vs. North Texas,
11-17-00
12, Darold Crow vs. Southern
Arkansas, 12-10-06

Most Field Goal Attempts

22, Anthony Price vs. SMU, 1-1-05
20, Marcus Hill vs. Texas-San Antonio,
12-1-99

Highest Field Goal Percentage

(Minimum 10 attempts)
.857, Kevin Johnson (12-14) vs. North
Texas, 11-17-00
.857, Darold Crow vs. Southern
Arkansas, 12-10-06

Most 3-Point FGs Made

8, Jason Parker vs. Wichita State,
12-4-02
7, Rod Earls vs. East Carolina, 1-10-07

Most 3-Point FG Attempts

13, Jason Parker vs. Wichita State,
12-4-02

Highest 3-Point FG Percentage

(Minimum six attempts)
.833, Greg Harrington (5-6) vs. Fresno
State, 1-16-01

Most Free Throws Made

13, Kevin Johnson vs. Jackson State,
1-2-01
13, Jarius Glenn vs. Arkansas,
12-30-03
13, Anthony Price vs. SMU, 1-1-05
13, Brett McDade vs. Southern,
12-19-05
13, Rod Earls vs. Cal State-Northridge,
11-25-06
13, Ben Uzoh vs. Florida International,
11-15-09
13, Justin Hurrst vs. Weber State,
12-16-10

Most Free Throw Attempts

18, Anthony Price vs. SMU, 1-1-05
18, Steven Idlet vs. Princeton, 12-12-10
16, Jerome Jordan vs. Chicago State,
12-19-09

Highest Free Throw Percentage

(Minimum 10 attempts)
1.000, Jason Parker vs. Nevada, 2-2-04
1.000, Rod Earls vs. Cal State-
Northridge, 11-25-06
1.000, Ben Uzoh vs. UCF, 3-8-08

Most Rebounds

17, Michael Ruffin vs. Air Force,
2-13-99

Most Assists


12, Greg Harrington vs. Fresno State,
1-31-02

Most Steals

8, Eric Coley vs. UAB, 12-4-99
8, Eric Coley vs. Rice, 2-14-00

Most Blocked Shots

8, Kevin Johnson vs. TCU, 1-17-01
8, Jerome Jordan vs. Tulane, 1-16-08
8, Jerome Jordan vs. Bradley, 4-4-08



Donald W. Reynolds Center Firsts

Tulsa opened Donald W. Reynolds Center on Dec. 29, 1998 with a 79-51 win over Cleveland State. Here is a list of "firsts" that took place in the game:

Field Goal

Ricardo Crumble, Cleveland State — 19:50, 1st half
Brandon Kurtz (Tulsa first) — 14:25, 1st half

Field Goal Attempt

Ricardo Crumble, Cleveland State — 19:50, 1st half
Eric Coley (Tulsa first) — 19:45, 1st half

Free Throw Made

Michael Ruffin, Tulsa — 17:09, 1st half
Ricardo Crumble, Cleveland State — 19:45, 1st half
Michael Ruffin, (Tulsa first) — 17:09, 1st half

Free Throw Attempt

Greg Harrington, Tulsa — 13:08, 1st half
Shawn Williams, Tulsa — 18:21, 1st half

3-Point FG Made

Eric Coley, Tulsa — 19:45, 1st half

3-Point FG Attempt

Greg Harrington, Tulsa — 16:51, 1st half

Rebound

James Madison, Cleveland State — 19:00, 1st half
Brandon Kurtz, (Tulsa first) — 17:30, 1st half

Assist

Eric Coley, Tulsa — 19:45, 1st half

Steal

Michael Ruffin, Tulsa — 15:58, 1st half

Block

Michael Ruffin, Tulsa — 4:03, 1st half

Dunk

Dec. 10, 2000 (Tulsa 89, Oral Roberts 81)

Overtime Game



Year-By-Year

Year	Record	Pct.
1998-99.....	7-1.....	.875
1999-00.....	14-1.....	.933
2000-01.....	16-3.....	.842
2001-02.....	13-3.....	.813
2002-03.....	14-3.....	.824
2003-04.....	7-7.....	.500
2004-05.....	8-8.....	.500
2005-06.....	8-5.....	.615
2006-07.....	15-3.....	.833
2007-08.....	18-2.....	.900
2008-09.....	15-2.....	.875
2009-10.....	16-2.....	.888
2010-11.....	12-3.....	.800
2011-12.....	10-5.....	.667
2012-13.....	9-5.....	.643
2013-14.....	11-3.....	.786
Totals.....	193-56.....	

Tulsa Team Records

Most Points

115 vs. Prairie View A&M, 12-30-00

Fewest Points

41 vs. Fresno State, 2-18-04
41 vs. Memphis, 1-23-08
41 vs. Stephen F. Austin, 11-24-12

Most Field Goals Made

47 vs. Prairie View A&M, 12-30-00

Fewest Field Goals Made

13 vs. Stephen F. Austin, 11-24-12
16 vs. Southern Miss, 1-26-13
16 vs. Memphis, 2-14-07

Most Field Goal Attempts

78 vs. Grambling, 11-19-01

Fewest Field Goal Attempts

36 vs. Southern Miss, 2-10-10
36 vs. Rice, 1-12-13

Most 3-Point FGs Made

15 vs. Jackson State, 12-17-09
14 vs. SMU, 2-24-01

Fewest 3-Point FGs Made

1 vs. Texas-San Antonio, 12-1-99
1 vs. San Jose State, 1-20-00
1 vs. Mississippi Valley, 12-30-07
1 vs. Oral Roberts, 11-10-13

Most 3-Point FG Attempts

30 vs. Morris Brown, 11-24-01

Fewest 3-Point FG Attempts

6 vs. Hawaii, 3-8-03

Most Free Throws Made

40 vs. UTEP, 1-13-07

Fewest Free Throws Made

1 vs. SMU, 2-24-01

Most Free Throw Attempts

50 vs. South Alabama, 11-21-09
50 vs. Houston, 2-16-13
46 vs. Southern Miss, 3-5-11

Fewest Free Throw Attempts

5 vs. SMU, 2-24-01

Most Rebounds

60 vs. Prairie View A&M, 12-30-00
54 vs. Florida International, 11-15-09

Fewest Rebounds

22 vs. Creighton, 12-19-00
23 vs. UAB, 1-28-09

Most Assists

26 vs. Prairie View A&M, 12-30-00

Fewest Assists

4 vs. Memphis, 2-14-07
4 vs. Oral Roberts, 11-15-08
6 vs. Oral Roberts, 12-5-04
6 vs. Stephen F. Austin, 11-24-12

Most Steals

23 vs. Arkansas-Pine Bluff, 11-27-99

Fewest Steals

1 vs. Stephen F. Austin, 11-19-05
1 vs. Missouri State, 12-10-08
1 vs. UTEP, 2-7-09
1 vs. SMU, 3-3-10

Most Blocked Shots

14 vs. Texas A&M-CC, 11-23-08
14 vs. Loyola-Marymount, 11-24-09
13 vs. UTEP, 1-13-07

Highest Field-Goal Percentage

.691 (47-68) vs. Prairie View A&M,
12-30-00

Lowest Field-Goal Percentage

.309 (17-55) vs. Memphis, 1-23-08
.310 (13-42) vs. Stephen F. Austin, 11-24-12
.317 (19-60) vs. UTEP, 3-9-01

Highest Field-Goal Percentage, One Half

(Minimum 25 attempts)
.743 (26-35) vs. Prairie View A&M,
12-30-00 (second half)

Lowest Field-Goal Percentage, One Half

(Minimum 25 attempts)
.214 (6-28) vs. Wichita State, 12-4-02
(second half)
.222 (6-27) vs. Memphis, 1-23-08 (second half)

Highest 3-Point FG Percentage

(Minimum 10 attempts)
.667 (8-12) vs. Kansas, 12-11-02
.625 (10-16) vs. Boise State, 1-12-02

Lowest 3-Point FG Percentage

(Minimum 10 attempts)
.063 (1-16) vs. Mississippi Valley, 12-30-08
.133 (2-15) vs. Memphis, 2-14-07
.143 (2-14) vs. SW Missouri State, 12-7-99

Highest 3-Point FG Percentage, One Half

(Minimum 10 attempts)
.667 (10-15) vs. Wichita State, 12-4-02
(first half)
.643 (9-14) vs. Tulane, 1-9-14 (first half)
.615 (8-13) vs. SMU, 2-24-01 (second half)

Lowest 3-Point FG Percentage, One Half

(Minimum 10 attempts)
.000 (0-14) vs. SMU, 1-25-03 (first half)
.083 (1-12) vs. UCA, 12-9-07 (first half)
.083 (1-12) vs. UTSA, 3-2-14 (second half)

Highest Free Throw Percentage

(Minimum 15 attempts)
.941 (16-17) vs. Creighton, 12-19-00
.933 (14-15) vs. Old Dominion, 2-15-14
.930 (40-43) vs. UTEP, 1-13-07

Lowest Free Throw Percentage

(Minimum 15 attempts)
.316 (6-19) vs. East Carolina, 2-20-13

Most Points, One Half

62 vs. Prairie View A&M, 12-30-00
(second half)
62 vs. Grambling, 11-19-01 (second half)

Fewest Points, One Half

17 vs. Memphis, 1-23-08 (second half)
17 vs. Southern Miss, 2-10-10 (first half)
18 vs. Oklahoma, 11-30-05 (first half)
18 vs. Stephen F. Austin, 11-24-12 (first half)

Widest Margin of Victory

69, Tulsa 115, Prairie View A&M 46, 12-30-00

Longest Winning Streak

23 games, 1-17-09 to 2-13-10
13 games, 11-21-99 to 2-14-00

Longest Losing Streak

5 games, 1-31-04 to 3-4-04
5 games, 12-5-04 to 1-20-05

Most Personal Fouls

30 vs. UTEP, 2-4-06

Fewest Personal Fouls

7 vs. Southern Arkansas, 12-10-06

Largest Crowd

8,555 vs. Kansas, 12-11-02
8,555 vs. Oklahoma, 11-30-06

Smallest Crowd

3,750 vs. Southeastern Louisiana, 11-13-11

Opponents Individual Records vs. Tulsa

Most Points

35, Omar Carter, Appalachian State, 11-12-10
35, Doug McDermott, Creighton, 12-19-11
33, Carl English, Hawaii, 2-14-03
33, Nick Fazekas, Nevada, 1-20-05

Most Field Goals Made

16, Doug McDermott, Creighton, 12-19-11
13, TaShawn Thomas, Houston, 2-16-13

Most Field Goal Attempts

23, Courtney Alexander, Fresno State,
2-24-00
23, Melvin Ely, Fresno State, 3-8-02
23, Giovanni St. Amant, San Jose State,
2-15-03
23, Doug McDermott, Creighton, 12-19-11

Highest Field Goal Percentage

(Min. 10 attempts)
.818 (9-11), Ron Bruton, SW Missouri State,
12-7-99

Most 3-Point FGs Made

7, Jarvis Croff, Air Force, 12-13-99
7, Paul Stoll, Texas-Pan American, 1-6-07

Most 3-Point FG Attempts

18, Robert McKiver, Houston, 3-26-08
14, Billy Humphrey, Air Force, 12-13-99
13, Robert McKiver, Houston, 1-20-07
13, Jherrod Stiggers, Houston, 2-16-13
13, Rodney Milum, LSU Shreveport, 11-11-12

Highest 3-Point FG Percentage

(Min. six attempts)
.857 (6-7), Bradley Mann, Wyoming,
1-10-99

Most Free Throws Made

13, Ray Anthony, Lamar, 12-22-04
13, Elliot Williams, Memphis, 2-13-10
13, Obi Emegano, Oral Roberts, 11-10-13
12, Morris Almond, Rice, 2-11-06

Most Free Throw Attempts

16, Eric Castro, SMU, 1-1-05
15, Morris Almond, Rice, 2-11-06
15, Elliot Williams, Memphis, 2-13-10

Most Rebounds

19, Joey Dorsey, Memphis, 1-23-08
15, Amien Hicks, Morris Brown, 11-24-01
15, Arsalan Kazemi, Rice, 1-8-11
15, TaShawn Thomas, Houston, 2-16-13

Most Assists

11, Jon Killen, SMU, 1-27-07
10, Grant Gibbs, Creighton, 12-19-11
10, Hal Bateman, Stephen F. Austin, 11-24-12
10, Miguel Paul, East Carolina, 2-20-13

Most Blocked Shots

6, Bamba Fall, SMU, 2-22-06
6, Papa Dia, SMU, 1-26-11
6, Daniel Coursey, Mercer, 12-28-11
5, Darrius Morrow, ECU, 2-21-09
5, Derrick Davenport, TCU, 1-17-01
5, Troy Ostler, Hawaii, 1-28-01
5, Melvin Ely, Fresno State, 3-8-02
5, Bamba Fall, SMU, 1-27-07
5, Hassan Whiteside, Marshall, 2-3-10
5, Canner Cunningham, SMU, 3-6-13

REYNOLDS CENTER RECORDS

Opponents Team Records vs. Tulsa

Most Points

93, Fresno State, 1-6-01
93, Memphis, 2-13-10

Fewest Points

33, Rice, 2-14-00

Most Field Goals Made

35, Nevada, 2-2-04
34, Fresno State, 1-6-01
34, Creighton, 12-19-11

Fewest Field Goals Made

12, Jackson State, 12-19-09
13, Rice, 2-14-00
13, Old Dominion, 2-15-14

Most Field Goal Attempts

82, Houston, 2-16-13
73, SMU, 1-25-03
73, SMU, 1-31-04
73, Hawaii, 1-31-04

Fewest Field Goal Attempts

37, East Carolina, 1-10-07
38, Grand Canyon, 12-18-13

Most 3-Point FGs Made

14, Air Force, 2-13-99

Fewest 3-Point FGs Made

0, Texas A&M-CC, 11-23-08
0, SMU, 3-6-13
1, Cleveland State, 12-29-98
1, Centenary, 1-24-00
1, SMU, 2-3-00
1, Jackson State, 1-2-01
1, UTEP, 1-8-04
1, Chicago State, 12-19-09
1, Oral Roberts, 11-10-13

Most 3-Point FG Attempts

38, Air Force, 2-13-99
37, Lamar, 12-1-06

Most Free Throws Made

29, Oral Roberts, 11-10-13
26, Gonzaga, 2-21-04
26, Stephen F. Austin, 11-19-05
26, Rice, 2-11-06

Fewest Free Throws Made

2, Miami-Ohio, 3-19-08
2, St. Mary's (Texas), 11-13-09
3, San Jose State, 1-25-01

Most Free Throw Attempts

45, UTEP, 2-4-06

Fewest Free Throw Attempts

2, St. Mary's (Texas), 11-13-09
4, Fresno State, 2-18-04
4, Miami-Ohio, 3-19-08

Most Rebounds

58, SMU, 2-3-00

Fewest Rebounds

18, Prairie View A&M, 12-30-00

Most Assists

24, Hawaii, 1-26-02

Fewest Assists

2, UAB, 1-25-14
3, SMU, 2-3-00

Most Steals

18, Southern, 12-19-05

Fewest Steals

1, UTEP, 1-11-12)
2, 10 times

Most Blocked Shots

9, Tulane, 1-16-08
9, Houston, 2-5-11
8, Fresno State, 1-6-01
7, Marshall, 2-7-07

Fewest Blocked Shots

0, 21 times; latest SouthernMiss, 1-12-14

Highest Field-Goal Percentage

.610 (25-41), Arizona State, 12-3-11
.551 (27-49), ORU, 12-19-02
.545 (24-44), UAB, 2-6-13

Lowest Field-Goal Percentage

.231 (15-65), Florida International,
11-15-09
.238 (15-63), Morris Brown, 11-24-01

Highest Field-Goal Percentage, One Half

.609 (14-23), Creighton, 12-19-00
(second half)

Lowest Field-Goal Percentage, One Half

.152 (5-33), Northwestern State, 11-21-04

Highest 3-Point FG Percentage

(Minimum 10 Attempts)
.667 (10-15), Grand Canyon, 12-18-13
.625 (10-16), San Jose State, 1-29-04

Lowest 3-Point FG Percentage

(Minimum 10 Attempts)
.000 (0-11), Texas A&M-CC, 11-23-08
.056 (1-18), SMU, 2-3-00

Highest 3-Point FG Percentage, One Half (Minimum 8 Attempts)

.667 (6-9), Wyoming, 1-10-99 (first half)

Lowest 3-Point FG Percentage, One Half (Minimum 10 Attempts)

.083 (1-12), SMU, 2-3-00 (second half)

Highest Free Throw Percentage

(Minimum 15 Attempts)
.933 (14-15), Colorado, 1-2-10
.920 (23-25), Lamar, 12-22-04

Lowest Free Throw Percentage

(Minimum 15 Attempts)
.364 (8-22), Texas-San Antonio, 12-1-99
.364 (8-22), San Jose State, 1-20-00

Most Points, One Half

56, Hawaii, 1-26-02 (second half)

Fewest Points, One Half

13, UTEP, 3-13-03 (first half)
15, Rice, 2-20-99 (first half)
15, Rice, 2-14-00 (first half)

Widest Margin of Victory

23, Oral Roberts, 12-5-04
23, Memphis, 2-1-06
23, Wichita State, 11-20-13
22, Nevada, 2-2-04

Most Personal Fouls

36, Houston, 2-16-13

Fewest Personal Fouls

11, SMU, 2-24-01
11, UAB, 2-21-07

Team Combined Records

Most Points, One Game

193, Tulsa (101) vs. Houston (92), 2-16-13

Fewest Points, One Game

87, Tulsa (45), UTEP (42), 1-16-13
93, Tulsa (50), Oral Roberts (43), 11-15-08
98, Stephen F. Austin (57), Tulsa (41),
11-24-12
99, Tulsa (50), TCU (49), 12-5-12

Most Points, One Half

137, Tulsa (73) vs. Houston (64), 2-16-13
108, Tulsa (54) vs. Wyoming (54), 1-10-99

Fewest Points One Half

40, Tulsa (20) vs. Marshall (20), 1-18-06

Most Field Goals Made

66, Tulsa (35) vs. Memphis (31), 2-13-10
63, Tulsa (32) vs. Kansas (31), 12-11-02
62, Tulsa (47) vs. Prairie View A&M (15),
12-30-01
62, Tulsa (32) vs. Lamar (30), 12-22-04

Fewest Field Goals Made

33, Tulsa (17) vs. Northwestern State (16),
11-21-04
34, Tulsa (17) vs. Southern (17), 1-18-06
34, Tulsa (18) vs. UTEP (16), 1-16-13

Most Field Goal Attempts

148, Tulsa (66) vs. Houston (82), 2-16-13
142, Tulsa (69) vs. SMU (73), 1-25-03

Fewest Field Goal Attempts

88, Tulsa (42) vs. Southern (46), 12-19-05
88, Tulsa (41) vs. TCU (47), 12-8-12

Most Free Throws Made

63, Tulsa (40) vs. UTEP (23), 1-13-07
60, Tulsa (35) vs. Houston (25), 2-16-13

Fewest Free Throws Made

9, Tulsa (7) vs. Miami-Ohio (2), 3-19-08
10, Tulsa (6) vs. Fresno State (4), 2-18-04

Most Free Throw Attempts

85, Tulsa (50) vs. Houston (35), 2-16-13
76, Tulsa (43) vs. UTEP (33), 1-13-07
73, Tulsa (43) vs. Texas-Arlington (30),
12-17-11
73, Tulsa (36) vs. Oral Roberts (37), 11-10-13

Fewest Free Throw Attempts

16, Tulsa (12), Fresno State (4), 2-18-04

Most 3-Point FGs Made

22, (Tulsa 8) vs. Air Force (14), 2-13-99

Most 3-Point FG Attempts

60, Tulsa (22) vs. Air Force (38), 2-13-99

Fewest 3-Point FGs Made

2, Tulsa (1) vs. Oral Roberts(1), 11-10-13
3, Tulsa (3) vs. Texas A&M-CC (0), 11-23-08
4, Tulsa (3) vs. Missouri State (1), 12-5-12

Fewest 3-Point FG Attempts

14, Tulsa (5) vs. Memphis (9), 1-13-09
16, Tulsa (9) vs. Oral Roberts (7), 11-10-13
19, Tulsa (8) vs. Southern Miss (11), 2-9-08

Most Rebounds

104, Tulsa (51) vs. Houston (53), 2-16-13
100, Tulsa (42) vs. SMU (58), 2-3-00

Fewest Rebounds

49, Tulsa (22) vs. Creighton (27), 12-19-00

Most Personal Fouls

59, Tulsa (26) vs. UTEP (33), 1-13-07
54, Tulsa (28) vs. Memphis (26), 2-1-06
53, Tulsa (24) vs. Cleveland State (29),
12-29-98

Fewest Personal Fouls

23, Tulsa (11), UALR (12), 11-17-09
24, Tulsa (11) vs. UT-Pan American (13),
12-15-08

Most Personal Fouls

25, Tulsa (13), vs. SMU (12), 3-4-04

25, Tulsa (13) vs. UTEP (12), 1-16-13

HISTORY



INSIDE

Postseason History	94-95
NCAA Tournament Records	96
Championship Teams	97-105
All-Americans	106-107
Academic All-Americans	107
Retired Jerseys	108
Pro Draftees	108
Tulsa Athletic Hall of Fame	109
Tulsa's Winningest Teams	109
Tulsa Coaching History	110
Conference History	111-113
National Rankings	114
103 Years of Tulsa Basketball	115-116
Tournament Appearances	117-120
Tulsa's All-Time Roster	121-122
Year-by-Year Results	123-138

Former Tulsa head coach Nolan Richardson was inducted into the Naismith Memorial Basketball Hall of Fame on August 9, 2014. Richardson won 119 games in five seasons as head coach at Tulsa from 1980-85, and is the third winningest coach in program history.

TULSA'S RICH

POST-SEASON TRADITION



Tulsa has built a tradition as one of the nation's elite basketball programs. Since 1980-81, Tulsa became one of the nation's winningest programs by posting nearly 700 victories and making 21 postseason tournament appearances.

Of those 21 postseason tournament appearances, Tulsa was invited to participate in the NCAA Tournament 15 times, six times to the NIT and won the 2008 CBI crown.

The Hurricane has advanced to the NCAA Tournament nine times since 1994.

Since the 1994 NCAA Tournament, Tulsa has posted a 22-13 record in postseason competition and has advanced to the NCAA "Sweet Sixteen" three times, NCAA "Elite Eight" once, won the 2001 National Invitation Tournaments (NIT) title, and the inaugural College Basketball Invitational in 2008.

In school history, Tulsa has made a postseason tournament appearance 27 times and has posted a 12-15 record in NCAA Tournament competition, 11-8 in the NIT postseason event, and 5-2 in the CBI. Tulsa's first postseason appearance came in the National AAU Tournament in 1921.

After that AAU appearance, it wasn't until the 1953 NIT that Tulsa returned to post-season competition. The first NCAA appearance in school history came two years later in 1955. Two teams overlooked as two of the best teams in school history came in 1967

and 1969, as these Tulsa teams advanced to the NIT Tournament.

Tulsa has won 20 games 21 times in school history, and thus has made the NCAA Tournament in 15 of those 20-win campaigns. Three of the years that Tulsa did not make the NCAA Tournament with 20 victories came in the 1980-81, 2000-01 and the 2007-08 seasons when the Hurricane went on to win NIT Championships twice and CBI once.

In 2014, the Hurricane returned to the NCAA Tournament for the first time in 11 years, after winning the Conference USA regular season and tournament championships. In the NCAA Second Round, Tulsa fell to fourth-seeded UCLA.

In 2009, Tulsa returned to the NIT, the first time since winning the 2001 NIT title. Tulsa captured a first round win over Northwestern, 68-59, at home, but lost in the second round at Auburn. In 2009-10, the Hurricane dropped a one-point decision at Kent State. Tulsa competed in the CBI in 2012-13, falling to Wright State.

In 2007-08, the Golden Hurricane came on strong late in the season advancing to the Conference

USA Championship Game against eventual national runner-up Memphis. Tulsa was one of 16 teams invited to play in the inaugural CBI Championship, and turned in home wins against Miami of Ohio, 61-45, Utah, 69-60, and Houston, 73-69, to advance to the best-of-three CBI Championship finals.

Tulsa was paired against old Missouri Valley Conference rival Bradley in the three-game final round. The teams split the first two games on their home courts, with Tulsa winning the first game, 73-68, and Bradley capturing their home win by a score of 83-74. Tulsa won the final game at the Donald W. Reynolds Center, 70-64, to be crowned the first-ever CBI Champions.

In 2003, Tulsa was seeded 13th and played a first round game against fourth-seeded Dayton in Spokane, Washington. The Hurricane built a 19-point lead in the first half and held on for a 13-point victory, 84-71, as Tulsa's guard tandem of Dante Swanson and Jason Parker each scored 24 points while combining to shoot 64 percent from the field.

In the second round, it appeared as though the Hurricane would advance to its fourth "Sweet Sixteen" in the past 10 years by building a 13-point

NCAA Tournament

(12-15) 15 Appearances

1955 NCAA West Regional (1-1)

Colorado 69, Tulsa 59
Tulsa 68, SMU 67

1982 NCAA Midwest Regional (0-1)

Houston 78, Tulsa 74

1984 NCAA Midwest Regional (0-1)

Louisville 69, Tulsa 67

1985 NCAA West Regional (0-1)

UTEP 79, Tulsa 75

1986 NCAA East Regional (0-1)

Navy 87, Tulsa 68

1987 NCAA West Regional (0-1)

Oklahoma 74, Tulsa 69

1994 NCAA Midwest Regional (2-1)

Tulsa 112, UCLA 102
Tulsa 82, Oklahoma State 80
Arkansas 103, Tulsa 84

1995 NCAA East Regional (2-1)

Tulsa 68, Illinois 62
Tulsa 64, Old Dominion 52
Massachusetts 76, Tulsa 51

1996 NCAA Midwest Regional (0-1)

Louisville 82, Tulsa 80 (OT)

1997 NCAA Midwest Regional (1-1)

Tulsa 81, Boston University 52
Clemson 65, Tulsa 59

1999 NCAA East Regional (1-1)

Tulsa 62, College of Charleston 53
Duke 97, Tulsa 56

2000 NCAA South Regional (3-1)

Tulsa 89, UNLV 62
Tulsa 69, Cincinnati 61
Tulsa 80, Miami (Fla.) 71
North Carolina 59, Tulsa 55

2002 NCAA East Regional (1-1)

Tulsa 71, Marquette 69
Kentucky 87, Tulsa 82

2003 NCAA Midwest Regional (1-1)

Tulsa 84, Dayton 71
Wisconsin 61, Tulsa 60

2014 NCAA South Regional (0-1)

UCLA 76, Tulsa 59



lead against fifth-seeded Wisconsin, champions of the Big 10 Conference. However, the Badgers overcame a late deficit to hit the game-winning three-point buzzer beater to capture a 61-60 victory.

A year earlier, Tulsa returned to the NCAA Tournament in 2002 following a one-year absence. The Hurricane, a 12th seed, squared off against 5th seed and 12th-ranked Marquette in St. Louis, Missouri. Senior Greg Harrington scored the game-winning basket in a 71-69 victory.

In second round action, the Hurricane battled former TU coach Tubby Smith and his 16th-ranked Kentucky Wildcats to the wire, but fell 87-82 behind a 41-point performance by Kentucky All-American Tayshaun Prince.

The 2000-01 version of the Golden Hurricane did not receive an NCAA Tournament bid, but Tulsa made the best of the situation by winning the school's second NIT title, 20 years after securing the school's first NIT crown.

Tulsa opened the NIT with a first round home win over UC Irvine by a 75-71 score. The Hurricane then took to the road for two games, capturing a 76-73 overtime victory at Minnesota, and a 77-75 win against Mississippi State to get the opportunity to travel to Madison Square Garden in New York for the NIT Final Four.

The Hurricane advanced to the championship game by defeating Memphis, 72-64, in the semifinals. Tulsa opened up a 14-point first half lead over Alabama in the title game, and held a 36-25 halftime lead. The Hurricane built a 20-point second half lead and claimed the NIT Championship with a final 79-60 victory.

Senior guard Marcus Hill, who scored a championship game-high of 24 points, was named the tournament

MVP. Sophomore forward Kevin Johnson earned all-tournament team honors as well.

Tulsa's 12th NCAA Tournament appearance in 2000 proved to be the school's best. The Hurricane advanced to the NCAA's "Elite Eight" for the first time in school history, and fell just five points shy of defeating North Carolina and advancing to the Final Four.

In 2000, the Hurricane claimed wins over UNLV and Cincinnati in the first two rounds, defeating the Rebels by a 89-62 score, and #7-ranked Cincy by a 69-61 count. In the regional semifinals, the Hurricane ousted Miami (Fla.) with an 80-71 victory, before falling to North Carolina, 59-55, in the regional finals in Austin, Texas.

In 1999, Tulsa traveled east to Charlotte, North Carolina. The Hurricane faced 16th-ranked College of Charleston in first round action. Tulsa built a 21-point halftime lead, but that lead was threatened in the second half. Charleston cut the lead to two points, but the Hurricane held on for a nine-point victory, 62-53.

In second round play, Tulsa faced the nation's number-one ranked and only once defeated Duke Blue Devils. Duke was in top form, toppling the Hurricane 97-56.

In 1996-97, Tulsa had an easy time in the first round with an 81-52 victory over Boston University. In the second round, senior All-American Shea Seals was saddled with early foul trouble but the Hurricane battled a tough Clemson squad, losing 65-59.

In 1995-96, the Hurricane faced the tournament-tested Louisville Cardinals and fell in a heart-breaking 82-80 overtime loss in first round action in Milwaukee, Wisconsin.

INTRO

PLAYERS

STAFF

REVIEW

AMERICAN ATHLETIC
CONFERENCE

OPPONENTS

RECORDS

HISTORY

NCAA Tournament Records

Individual Single-Game Records

Most Points Scored: 35, Bob Patterson vs. SMU (3-12-55)

Most Field Goals: 13, Bob Patterson vs. SMU (3-12-55)

Most 3-Pt Field Goals: 6, David Moss vs. Oklahoma (3-13-87); Gary Collier vs. Arkansas (3-24-94)

Most Free Throws: 12, Gary Collier vs. UCLA (3-18-94)

Most Rebounds: 16, Michael Ruffin vs. Louisville (3-15-96); Eric Coley vs. Cincinnati (3-9-00)

Most Assists: 8, Byron Boudreaux vs. Navy (3-14-86); Pooh Williamson vs. UCLA (3-18-94)

Most Points by an Opponent: 41, Tayshaun Prince, Kentucky (3-16-02)

Most Rebounds by an Opponent: 18, Ed O'Bannon, UCLA (3-18-94)

Team Single-Game Records

Most Points Scored: 112 vs. UCLA (3-18-94)

Most Field Goals: 34 vs. UCLA (3-18-94)

Best Field Goal Percentage: .579 (33-57) vs. Dayton (3-20-03)

Most 3-Pt Field Goals: 12 vs. Oklahoma State (3-20-94)

Best 3-Pt Field Goal Percentage: .667 (8-012) vs. Dayton (3-20-03)

Most Free Throws: 35 vs. UCLA (3-18-94)

Best Free Throw Percentage: .875 (21-24) vs. Boston (3-14-97)

Most Rebounds: 52 vs. Boston (3-14-97)

Most Assists: 22 vs. UCLA (3-18-94)

Most Steals: 12 vs. Arkansas (3-24-94); Louisville (3-18-84)

Fewest Points Allowed: 52, Boston (3-14-97)

Most Points Allowed: 103, Arkansas (3-24-94)

Top-5 Individual Scoring Leaders

Rk.	Player	G	Points (Avg.)
1.	Shea Seals	9	168 (18.6)
2.	Gary Collier	3	94 (31.3)
3.	Greg Harrington	8	88 (11.0)
4.	Pooh Williamson	6	84 (14.0)
	Dante Swanson	8	84 (10.5)

Top-5 Individual Rebounding Leaders

Rk.	Player	G	Rebounds (Avg.)
1.	Eric Coley	8	63 (7.9)
	Shea Seals	9	63 (7.0)
3.	Michael Ruffin	5	53 (10.6)
4.	Brandon Kurtz	6	40 (6.7)
5.	Kwanza Johnson	6	35 (5.8)

NIT Tournament (11-8) 10 Appearances

1953 (0-1)

Duquesne 89, Tulsa 60

1967 (0-1)

Marquette 64, Tulsa 60

1969 (0-1)

St. Peter's 75, Tulsa 71

1981 (5-0) NIT Champions

Tulsa 81, Pan American 71

Tulsa 72, UTEP 67

Tulsa 69, South Alabama 68

Tulsa 89, West Virginia 87

Tulsa 86, Syracuse 84 (OT)

1983 (0-1)

Texas Christian 64, Tulsa 62

1990 (0-1)

Oklahoma State 83, Tulsa 74

1991 (0-1)

Oklahoma 111, Tulsa 86

2001 (5-0) NIT Champions

Tulsa 75, UC Irvine 71

Tulsa 76, Minnesota 73 (OT)

Tulsa 77, Mississippi State 75

Tulsa 72, Memphis 64

Tulsa 79, Alabama 60

2009 (1-1)

Tulsa 68, Northwestern 59

Auburn 74, Tulsa 55

2010 (0-1)

Kent State 75, Tulsa 74

CBI Tournament (5-2) 2 Appearances

2008 (5-1) CBI Champions

Tulsa 61, Miami-Ohio 45

Tulsa 69, Utah 60

Tulsa 73, Houston 69


Tulsa 73, Bradley 68

Bradley 83, Tulsa 74

Tulsa 70, Bradley 64

2013 (0-1)

Wright State 72, Tulsa 52



CHAMPIONSHIP TEAM

1954-55 UNIVERSITY OF TULSA



MVC Champions • NCAA Tournament
Overall Record: 21-7 • MVC Record: 8-2 (1st place tie)

Front row (l-r): John Jobe, Jim Duncan, Don Denton, Junior Born, Duane Downer, Jerry Hacker, Ernie Stewart, Jerry Evans, William Elliott. **Back Row (l-r):** Head Coach Clarence Iba, Dick Courter, Bob Patterson, Mel Johnson, Ken Leatherman, Jim Krause, Richard Bischoff, John Wenzel, John Yates, John Stob, Assistant Coach Joe Swank.

Date	Opponent	Score	Site
Dec. 2	Creighton	69-54	Fairground Pavilion
Dec. 6	Baylor	60-48	Fairground Pavilion
Dec. 8	Texas A&M	57-45	College Station, Tex.
Dec. 11	Arkansas	63-47	Fairground Pavilion
Dec. 14	Kansas	66-73	Lawrence, Kan.
Dec. 17	Southwest Kansas	66-50	Fairground Pavilion
Dec. 20	Wyoming	69-64	Oklahoma City, Okla.
Dec. 21	George Washington (DC)	61-66	Oklahoma City, Okla.
Dec. 22	Oklahoma City	68-73	Oklahoma City, Okla.
Dec. 27	Arizona	71-49	Fairground Pavilion
Jan. 1	Arkansas	60-68	Fayetteville, Ark.
Jan. 8	Oklahoma City	71-68	Oklahoma City, Okla.
Jan. 10	Detroit*	65-62	Fairground Pavilion
Jan. 15	Wichita State*	67-65	Wichita, Kan.
Jan. 20	Oklahoma City	48-42	Fairground Pavilion
Jan. 24	Houston*	67-64	Houston, Texas
Jan. 29	Oklahoma A&M*	47-44	Stillwater, Okla.
Jan. 31	Bradley*	72-70	Fairground Pavilion
Feb. 5	St. Louis*	51-69	St. Louis, Mo.
Feb. 7	Detroit*	77-72	Detroit, Mich.
Feb. 12	Hardin-Simmons	66-51	Fairground Pavilion
Feb. 16	Oklahoma A&M*	52-62	Fairground Pavilion
Feb. 19	Notre Dame	74-59	Fairground Pavilion
Feb. 21	Houston*	69-59	Fairground Pavilion
Feb. 26	St. Louis*	76-62	Fairground Pavilion
Mar. 5	Wichita State*	77-62	Fairground Pavilion
Mar. 11	Colorado#	59-69	Manhattan, Kan.
Mar. 12	Southern Methodist#	68-67	Manhattan, Kan.

*Missouri Valley Conference
 # NCAA Tournament

CHAMPIONSHIP TEAM

1980-81 UNIVERSITY OF TULSA



NIT Champions • Overall Record: 26-7 • MVC Record: 11-5 (2nd place)

Front Row (l-r): Assistant Coach Andy Stoglin, Head Coach Nolan Richardson, Assistant Coach Scott Edgar. **Back Row (l-r):** Johnny Cravens, Rondie Turner, Jim Lacey, Brad Laraba, Bob Stevenson, Paul Pressey, Jeff Kovach, Bruce Vanley, Ed Lindblad, Greg Stewart, David Brown, Steve Ballard, Phil Spradling, Ty Nilsson, Mike Anderson.

Date	Opponent	Score	Site
Nov. 28	Central State (Okla.)	88-66	Convention Center
Dec. 1	SW Missouri State	87-51	Convention Center
Dec. 4	Louisville	68-60	Convention Center
Dec. 6	Oklahoma	84-75	Norman, Okla.
Dec. 8	Oral Roberts	72-69	Mabee Center
Dec. 12	Georgia	64-66	Mabee Center
Dec. 13	Tulane	102-85	Mabee Center
Dec. 20	Oklahoma State	88-86	Convention Center
Dec. 22	Purdue	90-76	Convention Center
Jan. 3	Creighton*	86-97	Omaha, Neb.
Jan. 5	Southern Illinois*	85-67	Convention Center
Jan. 10	Wichita State*	91-84	Convention Center
Jan. 17	Indiana State*	81-59	Terre Haute, Ind.
Jan. 19	Bradley*	63-70	Peoria, Ill.
Jan. 22	West Texas State*	103-90	Convention Center
Jan. 26	Drake*	86-77	Convention Center
Jan. 29	Southern Illinois*	68-60	Carbondale, Ill.
Jan. 31	Creighton*	87-84	Convention Center
Feb. 7	West Texas State*	83-85 (OT)	Amarillo, Texas
Feb. 9	New Mexico State*	85-98	Las Cruces, N.M.
Feb. 14	Bradley*	75-54	Convention Center
Feb. 16	Wichita State*	74-72 (2OT)	Wichita, Kan.
Feb. 21	Drake*	87-107	Des Moines, Iowa
Feb. 23	Indiana State*	63-47	Convention Center
Feb. 26	New Mexico State*	86-79 (OT)	Convention Center
Feb. 28	Oral Roberts	81-70	Convention Center
Mar. 3	New Mexico State**	68-67	Convention Center
Mar. 5	Creighton**	64-66	Omaha, Neb.
Mar. 13	Pan American#	81-71	Mabee Center
Mar. 16	Texas-El Paso#	72-67	Mabee Center
Mar. 20	South Alabama#	69-68	Mabee Center
Mar. 23	West Virginia#	89-87	Madison Sq. Gd, N.Y.
Mar. 25	Syracuse#	86-84 (OT)	Madison Sq. Gd, N.Y.

* Missouri Valley Conference
 ** Missouri Valley Conference Tournament
 # NIT Tournament

CHAMPIONSHIP TEAM

1981-82 UNIVERSITY OF TULSA



**MVC Tournament Champions • NCAA Tournament
Overall Record: 24-6 • MVC Record: 12-4 (2nd place)**

Front Row (l-r): Manager Bill Melton, Rondie Turner, Steve Harris, Ty Nilsson, Johnny Craven, Phil Spradling, David Lampton, Mike Anderson, Assistant Coach Scott Edgar. **Back Row (l-r):** Head Coach Nolan Richardson, Chuck North, David Brown, Greg Stewart, Herbert Johnson, Bruce Vanley, Steve Ballard, Paul Pressey, Vince Williams, Assistant Coach Andy Stoglin.

Date	Opponent	Score	Site
Nov. 28	U.S. International (Calif.)	89-62	Convention Center
Dec. 3	North Carolina	70-78	Chapel Hill, N.C.
Dec. 5	St. Mary's (Texas)	57-43	Convention Center
Dec. 8	Oklahoma State	93-82	Stillwater, Okla.
Dec. 11	Texas Christian	72-62	Convention Center
Dec. 12	Oral Roberts	80-63	Convention Center
Dec. 19	Central Florida	69-58	Convention Center
Dec. 22	Florida Southern	94-68	Convention Center
Jan. 2	Oklahoma	98-96	Convention Center
Jan. 4	Creighton*	80-55	Convention Center
Jan. 9	New Mexico State*	66-74	Las Cruces, N.M.
Jan. 11	West Texas State*	98-84	Amarillo, Texas
Jan. 14	Drake*	71-54	Convention Center
Jan. 16	Wichita State*	99-88	Convention Center
Jan. 21	Southern Illinois*	77-74 (OT)	Carbondale, Ill.
Jan. 23	Indiana State*	59-60	Terre Haute, Ind.
Jan. 28	West Texas State*	68-61	Convention Center
Jan. 30	New Mexico State*	76-72	Convention Center
Feb. 6	Wichita State*	80-75	Wichita, Kan.
Feb. 11	Illinois State*	78-67 (OT)	Convention Center
Feb. 13	Creighton*	70-63	Omaha, Neb.
Feb. 15	Drake*	55-56	Des Moines, Iowa
Feb. 20	Indiana State*	77-64	Convention Center
Feb. 22	Southern Illinois*	85-67	Convention Center
Feb. 25	Oral Roberts	91-70	Convention Center
Feb. 27	Bradley*	79-82 (OT)	Peoria, Ill.
Mar. 2	Creighton**	106-81	Convention Center
Mar. 4	New Mexico State**	85-61	Convention Center
Mar. 6	Illinois State**	90-77	Convention Center
Mar. 13	Houston#	74-78	Mabee Center

* Missouri Valley Conference

** Missouri Valley Conference Tournament

NCAA Tournament

CHAMPIONSHIP TEAM

1983-84 UNIVERSITY OF TULSA



**MVC Champions • MVC Tournament Champions • NCAA Tournament
Overall Record: 27-4 • MVC Record: 13-3 (1st place)**

Front row (l-r): Head Coach Nolan Richardson, Steve Harris, Brian Rahilly, Herb Suggs, Carlton McKinney. **Middle row (l-r):** Assistant Coach Rob Spivery, Byron Boudreaux, Assistant Coach Scott Edgar, Rondie Turner, David Moss. **Back row (l-r):** Warren Shepherd, Manager Jay Wagnon, Jeff Rahilly, Herb Johnson, Steve Kennedy, Bruce Vanley, Assistant Coach Al Grushkin, Vince Williams, Manager Brent Keys, Anthony Fobbs.

Date	Opponent	Score	Site
Nov. 26	College of the Ozarks	98-74	Convention Center
Dec. 1	Oral Roberts	87-81	Convention Center
Dec. 3	Alabama State	79-72	Convention Center
Dec. 9	Long Island	126-80	Convention Center
Dec. 10	San Diego State	91-80	Convention Center
Dec. 17	Oklahoma State	91-79	Stillwater, Okla.
Dec. 20	Oklahoma Baptist	95-65	Convention Center
Dec. 23	Missouri-Kansas City	104-76	Convention Center
Dec. 27	Pepperdine	102-70	Convention Center
Dec. 31	Southern-Baton Rouge	70-68	Convention Center
Jan. 2	West Texas State*	121-82	Convention Center
Jan. 5	Drake*	91-79	Des Moines, Iowa
Jan. 7	Bradley*	82-69	Convention Center
Jan. 12	Oral Roberts	84-78	Mabee Center
Jan. 14	West Texas State*	99-93	Amarillo, Texas
Jan. 19	Illinois State*	73-79	Convention Center
Jan. 21	Bradley*	80-66	Peoria, Ill.
Jan. 26	Creighton*	75-64	Convention Center
Feb. 2	Wichita State*	64-66	Wichita, Kan.
Feb. 4	Drake*	93-74	Convention Center
Feb. 9	Indiana State*	87-70	Terre Haute, Ind.
Feb. 11	Southern Illinois*	86-76	Carbondale, Ill.
Feb. 16	Creighton*	82-80 (OT)	Omaha, Neb.
Feb. 18	Wichita State*	105-97	Convention Center
Feb. 25	Southern Illinois*	111-90	Convention Center
Mar. 1	Indiana State*	126-102	Convention Center
Mar. 3	Illinois State*	81-91	Normal, Ill.
Mar. 6	Indiana State**	110-99	Convention Center
Mar. 8	Wichita State**	86-80	Convention Center
Mar. 10	Creighton**	70-68	Convention Center
Mar. 18	Louisville#	67-69	Milwaukee, Wis.

* Missouri Valley Conference

** Missouri Valley Conference Tournament

NCAA Tournament

CHAMPIONSHIP TEAM

1984-85 UNIVERSITY OF TULSA



MVC Champions • NCAA Tournament
Overall Record: 23-8 • MVC Record: 12-4 (1st place)

Sitting (Front, l-r): Tracy Moore, Byron Boudreaux, Herb Suggs. **Sitting (Back, l-r):** David Otto, Manager Brent Keys, Daryl Deckard, Chuck Celestine, Manager Jay Wagnon, Assistant Coach Al Grushkin. **Standing (l-r):** Head Coach Nolan Richardson, Assistant Coach Scott Edgar, Steve Harris, Carlton McKinney, Anthony Hurd, Brian Rahilly, David Moss, Assistant Coach Rob Spivery, Clifford Langford, Herb Johnson, Anthony Fobbs, Jeff Rahilly, Vince Williams.

Date	Opponent	Score	Site
Nov. 24	Fort Valley State	125-83	Convention Center
Nov. 27	Oral Roberts	86-82	Mabee Center
Nov. 30	Arizona	80-84	Tucson, Ariz.
Dec. 8	Youngstown State	67-49	Convention Center
Dec. 15	Arkansas	66-70	Little Rock, Ark.
Dec. 17	Drexel	86-62	Convention Center
Dec. 22	Oklahoma State	96-83	Convention Center
Dec. 28	East Carolina	86-63	Convention Center
Dec. 29	Alcorn State	92-79	Convention Center
Jan. 3	Indiana State*	90-71	Convention Center
Jan. 5	Southern Illinois*	98-96	Carbondale, Ill.
Jan. 9	Oklahoma	104-89	Convention Center
Jan. 12	Creighton*	70-66	Convention Center
Jan. 14	Oral Roberts	71-61	Convention Center
Jan. 17	Illinois State*	79-69 (OT)	Normal, Ill.
Jan. 19	Bradley*	69-59	Peoria, Ill.
Jan. 24	West Texas State*	110-90	Convention Center
Jan. 26	Southern Illinois*	66-60	Convention Center
Jan. 30	Drake*	67-66	Des Moines, Iowa
Feb. 2	Indiana State*	94-100	Terre Haute, Ind.
Feb. 6	Illinois State*	72-73 (OT)	Convention Center
Feb. 9	Wichita State*	87-75	Wichita, Kan.
Feb. 16	Creighton*	78-63	Omaha, Neb.
Feb. 21	Bradley*	64-69	Convention Center
Feb. 23	Drake*	79-56	Convention Center
Feb. 28	West Texas State*	62-70	Amarillo, Texas
Mar. 2	Wichita State*	67-66	Convention Center
Mar. 5	West Texas State**	74-69	Convention Center
Mar. 7	Bradley**	85-77	Convention Center
Mar. 9	Wichita State**	82-84	Convention Center
Mar. 15	Texas-El Paso#	75-79	Albuquerque, N.M.

* Missouri Valley Conference

** Missouri Valley Conference Tournament

NCAA Tournament

CHAMPIONSHIP TEAM

1985-86 UNIVERSITY OF TULSA



MVC Tournament Champions • NCAA Tournament
Overall Record: 23-9 • MVC Record: 10-6 (2nd place)

Sitting (l-r): Head Coach J.D. Barnett, Chuck Celestine, Tracy Moore, David Otto, Anthony Fobbs, Daryl Deckard, Jeff Rahilly, Brian Rahilly, Byron Boudreaux, David Moss, Herb Suggs. **Standing (l-r):** Assistant Coach Jim Rosborough, Graduate Assistant Coach Ron Jirsa, Volunteer Assistant John Mackey, Assistant Coach Tony Branch, Assistant Coach Kevin O'Neill.

Date	Opponent	Score	Site
Nov. 22	Dayton	63-60 (OT)	Cincinnati, Ohio
Nov. 24	Louisville	74-80	Cincinnati, Ohio
Nov. 26	NE Missouri State	70-51	Convention Center
Dec. 4	Colorado	76-65	Convention Center
Dec. 7	Washington	68-72 (OT)	Seattle, Wash.
Dec. 10	Arizona	54-51	Convention Center
Dec. 19	Oral Roberts	63-47	Convention Center
Dec. 21	Oklahoma State	67-58	Stillwater, Okla.
Dec. 27	McNeese State	81-62	Convention Center
Dec. 28	Jacksonville	67-57	Convention Center
Dec. 30	College of the Ozarks	68-47	Convention Center
Jan. 2	Oral Roberts	81-65	Mabee Center
Jan. 4	West Texas State*	48-52	Amarillo, Texas
Jan. 9	Creighton*	85-59	Convention Center
Jan. 11	Indiana State*	65-56	Convention Center
Jan. 16	Southern Illinois*	70-58	Carbondale, Ill.
Jan. 19	Bradley*	58-71	Peoria, Ill.
Jan. 23	West Texas State*	54-37	Convention Center
Jan. 25	Wichita State*	69-58	Convention Center
Jan. 30	Illinois State*	61-54	Normal, Ill.
Feb. 1	Bradley*	51-54	Convention Center
Feb. 6	Creighton*	46-48	Omaha, Neb.
Feb. 8	Drake*	58-61	Des Moines, Iowa
Feb. 15	Illinois State*	69-54	Convention Center
Feb. 17	Wichita State*	62-65	Wichita, Kan.
Feb. 20	Southern Illinois*	65-39	Convention Center
Feb. 22	Indiana State*	60-58	Terre Haute, Ind.
Mar. 1	Drake*	58-53	Convention Center
Mar. 3	Indiana State**	68-50	Convention Center
Mar. 4	Drake**	68-67	Convention Center
Mar. 5	Bradley**	74-58	Convention Center
Mar. 14	Navy#	68-87	Syracuse, N.Y.

* Missouri Valley Conference

** Missouri Valley Conference Tournament

NCAA Tournament

CHAMPIONSHIP TEAM

1986-87 UNIVERSITY OF TULSA



MVC Champions • NCAA Tournament
Overall Record: 22-8 • MVC Record: 11-3 (1st place)

Sitting (l-r): Rodney Johnson, Tracy Moore, John Buckwalter, Byron Boudreaux, Rod Parker. **Standing (l-r):** Jeff Rahilly, Brian Rahilly, David Moss, Don Royster, Brian Loyd.
Coaching Staff: J.D. Barnett, Phil Saunders, Gary Trousdale, Ron Jirsa.

Date	Opponent	Score	Site
Nov. 28	Xavier (Ohio)	70-60	Providence, R.I.
Nov. 29	Providence	82-74	Providence, R.I.
Dec. 2	Oral Roberts	71-44	Convention Center
Dec. 4	Cal-Irvine	84-66	Convention Center
Dec. 6	Baylor	84-74	Waco, Texas
Dec. 8	Texas Christian	65-71	Fort Worth, Texas
Dec. 13	Oklahoma State	79-70	Convention Center
Dec. 18	Colorado	51-53	Convention Center
Dec. 20	Mississippi	69-68	Convention Center
Dec. 29	William & Mary	79-60	Convention Center
Dec. 30	Colorado State	68-61	Convention Center
Jan. 5	Oral Roberts	55-59	Mabee Center
Jan. 10	Drake*	51-49	Convention Center
Jan. 15	Southern Illinois*	74-64	Carbondale, Ill.
Jan. 17	Indiana State*	69-48	Terre Haute, Ind.
Jan. 22	Illinois State*	71-69	Convention Center
Jan. 24	Southern California	55-51	Los Angeles, Calif.
Jan. 26	Bradley*	83-92	Peoria, Ill.
Jan. 29	Creighton*	72-58	Convention Center
Jan. 31	Wichita State*	72-58	Convention Center
Feb. 7	Drake*	55-53	Des Moines, Iowa
Feb. 12	Creighton*	71-57	Omaha, Neb.
Feb. 15	Illinois State*	70-75	Normal, Ill.
Feb. 19	Indiana State*	73-54	Convention Center
Feb. 21	Bradley*	74-70	Convention Center
Feb. 23	Southern Illinois*	85-74	Convention Center
Feb. 26	Wichita State*	61-63	Wichita, Kan.
Mar. 2	Southern Illinois**	61-56	Convention Center
Mar. 4	Wichita State**	74-79 (OT)	Convention Center
Mar. 13	Oklahoma#	69-74	Tucson, Ariz.


*Missouri Valley Conference

** Missouri Valley Conference Tournament

NCAA Tournament

CHAMPIONSHIP TEAM

1993-94 UNIVERSITY OF TULSA



MVC Champions • NCAA "Sweet Sixteen"
Overall Record: 23-8 • MVC Record: 15-3 (1st place)

Front row (l-r): Alvin "Pooh" Williamson, Cordell Love, Gary Collier, Head Coach Tubby Smith, Lou Dawkins, Kwanza Johnson, Kevin Grawer. **Back row (l-r):** Assistant Coach Shawn Finney, Assistant Coach Jeff Schneider, Shea Seals, Craig Hernadi, Rafael Maldonado, J.R. Rollo, Dewayne Bonner, Jay Malham, Assistant Coach Ron Jirsa.

Date	Opponent	Score	Site
Nov. 27	Houston Baptist	128-63	Convention Center
Dec. 1	North Texas	72-62	Denton, Texas
Dec. 6	Oral Roberts	94-74	Tulsa, Okla.
Dec. 11	SW Missouri State*	66-56	Convention Center
Dec. 20	Oklahoma State	61-73	Convention Center
Dec. 23	Arkansas	91-93 (OT)	Convention Center
Dec. 29	Texas Tech	96-77	Oklahoma City, Okla.
Dec. 30	Oklahoma	76-95	Oklahoma City, Okla.
Jan. 3	Virginia Commonwealth	92-84	Richmond, Va.
Jan. 6	Bradley*	77-78	Convention Center
Jan. 8	Northern Iowa*	75-62	Convention Center
Jan. 13	Drake*	115-98	Convention Center
Jan. 15	Creighton*	75-59	Omaha, Neb.
Jan. 20	Southern Illinois*	86-81	Carbondale, Ill.
Jan. 22	Indiana State*	87-57	Terre Haute, Ind.
Jan. 27	Illinois State*	83-68	Convention Center
Jan. 29	Drake*	99-80	Des Moines, Iowa
Feb. 5	Bradley*	64-69	Peoria, Ill.
Feb. 7	Illinois State*	56-61	Normal, Ill.
Feb. 9	Wichita State*	79-64	Convention Center
Feb. 12	Southern Illinois*	88-70	Convention Center
Feb. 15	Northern Iowa*	69-63	Cedar Falls, Iowa
Feb. 19	SW Missouri State*	71-66	Springfield, Mo.
Feb. 23	Wichita State*	89-51	Wichita, Kan.
Feb. 26	Creighton*	72-62 (OT)	Convention Center
Feb. 28	Indiana State*	79-56	Convention Center
Mar. 5	Drake**	91-82	St. Louis, Mo.
Mar. 6	Northern Iowa**	73-79	St. Louis, Mo.
Mar. 18	UCLA#	112-102	Oklahoma City, Okla.
Mar. 20	Oklahoma State#	82-80	Oklahoma City, Okla.
Mar. 24	Arkansas#	84-103	Dallas, Texas


* Missouri Valley Conference

** Missouri Valley Conference Tournament,

NCAA Tournament

CHAMPIONSHIP TEAM

1994-95 UNIVERSITY OF TULSA



MVC Champions • NCAA "Sweet Sixteen"
Overall Record: 24-8 • MVC Record: 15-3 (1st place)

Front Row (l-r): Cordell Love, Jamie Gillin, Kwanza Johnson, Alvin "Pooh" Williamson, Kevin Grawer, Jason Williams, Dewayne Bonner. **Back Row (l-r):** Assistant Coach Mike Sutton, Head Coach Tubby Smith, Shea Seals, Craig Hernadi, Rafael Maldonado, Ray Poindexter, J.R. Rollo, Rasheed Malik, Assistant Coach Ron Jirsa, Assistant Coach Shawn Finney.

Date	Opponent	Score	Site
Dec. 3	Texas-San Antonio	77-57	Convention Center
Dec. 7	Oklahoma State	88-93	Stillwater, Okla.
Dec. 10	Oral Roberts	99-54	Convention Center
Dec. 17	Drake	93-76	Des Moines, Iowa
Dec. 23	Arkansas	63-82	Fayetteville, Ark.
Dec. 31	Creighton*	80-65	Convention Center
Jan. 3	Northern Iowa*	85-53	Convention Center
Jan. 6	Texas Christian	107-95	Oklahoma City, Okla.
Jan. 7	Oklahoma	61-76	Oklahoma City, Okla.
Jan. 12	Wichita State*	79-52	Wichita, Kan.
Jan. 14	Evansville*	72-66	Convention Center
Jan. 16	Southern Illinois*	67-65	Convention Center
Jan. 19	Illinois State*	79-95	Normal, Ill.
Jan. 21	Bradley*	73-53	Peoria, Ill.
Jan. 25	SW Missouri State*	71-54	Convention Center
Jan. 28	Creighton*	67-54	Omaha, Neb.
Feb. 1	Southern Illinois*	71-72	Carbondale, Ill.
Feb. 4	Western Kentucky	70-68	Convention Center
Feb. 6	New Mexico State	85-67	Las Cruces, NM
Feb. 9	Drake*	53-60	Convention Center
Feb. 11	Evansville*	64-54	Evansville, Ind.
Feb. 14	SW Missouri State*	69-59	Springfield, Mo.
Feb. 18	Indiana State*	79-66	Convention Center
Feb. 20	Wichita State*	67-58	Convention Center
Feb. 25	Bradley*	74-68	Convention Center
Feb. 27	Northern Iowa*	90-75	Cedar Falls, Iowa
Mar. 4	Wichita State**	77-63	St. Louis, Mo.
Mar. 5	Bradley**	89-80	St. Louis, Mo.
Mar. 6	Southern Illinois**	62-77	St. Louis, Mo.
Mar. 17	Illinois#	68-62	Albany, N.Y.
Mar. 19	Old Dominion#	64-52	Albany, N.Y.
Mar. 24	Massachusetts#	51-76	East Rutherford, N.J.


* Missouri Valley Conference

** Missouri Valley Conference Tournament

NCAA Tournament

CHAMPIONSHIP TEAM

1995-96 UNIVERSITY OF TULSA



MVC Tournament Champions • NCAA Tournament
Overall Record: 22-8 • MVC Record: 12-6 (3rd place)

Front Row (l-r): Assistant Coach Matt Wingate, Head Coach Steve Robinson, Cordell Love, Craig Hernadi, J.R. Rollo, Ray Poindexter, Dewayne Bonner, Assistant Coach Coleman Crawford, Assistant Coach Jim Platt. **Back Row (l-r):** Manager Tony Bowles, Manager Amy Stroud, Manager Tim Juhlin, Jeff Platt, Rod Thompson, Jonnie Gendron, Shea Seals, Michael Ruffin, Rafael Maldonado, John Cornwell, Zac Bennett, Jamie Gillin, Jason Williams, Trainer Kevin Beets, Trainer Dan Newman.

Date	Opponent	Score	Site
Dec. 2	North Carolina A&T	100-51	Convention Center
Dec. 4	Western Kentucky	73-65	Bowling Green, Ky.
Dec. 9	Temple	64-60	Philadelphia, Pa.
Dec. 17	Prairie View A&M	141-50	Convention Center
Dec. 20	New Mexico State	73-57	Convention Center
Dec. 30	Oral Roberts	78-90	Tulsa, Okla.
Jan. 2	Oklahoma State	57-53	Convention Center
Jan. 6	Evansville*	67-57	Evansville, Ind.
Jan. 8	Alabama-Birmingham	70-55	Convention Center
Jan. 11	Drake*	87-64	Convention Center
Jan. 14	Illinois State*	71-74	Convention Center
Jan. 17	Creighton*	59-72	Omaha, Neb.
Jan. 20	SW Missouri State*	75-65	Springfield, Mo.
Jan. 24	Creighton*	55-52	Convention Center
Jan. 27	Drake*	79-73	Des Moines, Iowa
Jan. 29	Northern Iowa*	89-79	Cedar Falls, Iowa
Jan. 31	SW Missouri State*	61-66	Convention Center
Feb. 4	Bradley*	72-85 (OT)	Peoria, Ill.
Feb. 10	Wichita State*	75-47	Wichita, Kan.
Feb. 12	Evansville*	74-53	Convention Center
Feb. 14	Southern Illinois*	83-75 (OT)	Carbondale, Ill.
Feb. 17	Bradley*	73-74 (OT)	Convention Center
Feb. 19	Indiana State*	111-75	Convention Center
Feb. 21	Illinois State*	64-69	Normal, Ill.
Feb. 24	Wichita State*	72-66	Convention Center
Feb. 26	Northern Iowa*	95-88	Convention Center
Mar. 2	Evansville**	65-66	St. Louis, Mo.
Mar. 3	Illinois State**	69-52	St. Louis, Mo.
Mar. 4	Bradley**	60-46	St. Louis, Mo.
Mar. 15	Louisville#	80-82 (OT)	Milwaukee, Wis.


* Missouri Valley Conference

** Missouri Valley Conference Tournament

NCAA Tournament

CHAMPIONSHIP TEAM

1998-99 UNIVERSITY OF TULSA



Western Athletic Conference Mountain Division Co-Champions NCAA Tournament • Overall Record: 23-10 • WAC Record: 9-5

Front Row (l-r): Head Coach Bill Self, Assistant Coach Norm Roberts, Marcus Hill, Eric Coley, Jonnie Gendron, Michael Ruffin, Shawn Williams, Tony Heard, Jeff Platt, Assistant Coach Billy Gillispie, Assistant Coach John Phillips. **Back Row (l-r):** Manager Abi Kartoatmodjo, Manager Peter McAdams, Manager Tony Bowles, Manager Seifullah Yero, Greg Harrington, Kevin Johnson, DeAngelo McDaniel, Brandon Kurtz, John Cornwell, Zac Bennett, Robert Bell, Clint Mills, Administrative Assistant Kwanza Johnson, Trainer Kevin Beets, Student Trainer Mike Salat, Equipment Manager Scott Lucas.

Date	Opponent	Score	Site
Nov. 15	Sam Houston State	60-42	Convention Center
Nov. 18	Jackson State	84-45	Convention Center
Nov. 22	at Alabama-Birmingham	61-78	Birmingham, Ala.
Nov. 24	Texas-San Antonio	81-68	Convention Center
Nov. 28	St. Joseph's	66-55	Convention Center
Dec. 1	at Nebraska	52-49	Lincoln, Neb.
Dec. 4	Vermont	72-61	Milwaukee, Wis.
Dec. 5	at Marquette	67-51	Milwaukee, Wis.
Dec. 8	North Texas	103-69	Convention Center
Dec. 13	Oral Roberts	73-68	Convention Center
Dec. 21	Texas Tech	84-50	Laie, Hawaii
Dec. 22	Michigan State	58-68	Laie, Hawaii
Dec. 23	Oregon State	59-57	Laie, Hawaii
Dec. 29	Cleveland State	79-51	Reynolds Center
Jan. 2	at Southern Illinois	56-70	Carbondale, Ill.
Jan. 7	Colorado State*	74-62	Reynolds Center
Jan. 10	Wyoming*	96-89	Reynolds Center
Jan. 14	at Air Force*	57-65	Colorado Springs, Colo.
Jan. 16	at UNLV*	55-73	Las Vegas, Nev.
Jan. 23	at Rice*	65-50	Houston, Texas
Jan. 25	TCU*	72-62	Reynolds Center
Jan. 30	at Wyoming*	61-80	Laramie, Wyo.
Feb. 6	at Colorado State*	64-71	Fort Collins, Colo.
Feb. 13	Air Force*	78-75	Reynolds Center
Feb. 15	UNLV*	53-54	Reynolds Center
Feb. 20	Rice*	77-47	Reynolds Center
Feb. 25	at SMU*	78-77	Dallas, Texas
Feb. 27	at TCU*	82-73	Fort Worth, Texas
Mar. 4	Fresno State**	85-56	Las Vegas, Nev.
Mar. 5	Utah**	61-64 (OT)	Las Vegas, Nev.
Mar. 12	College of Charleston#	62-53	Charlotte, N.C.
Mar. 14	Duke#	56-97	Charlotte, N.C.


* Western Athletic Conference

** Western Athletic Conference Tournament

NCAA Tournament

CHAMPIONSHIP TEAM

1999-2000 UNIVERSITY OF TULSA



Western Athletic Conference Champions • NCAA Tournament "Elite Eight" Overall Record: 32-5 • WAC Record: 12-2

Front Row (l-r): Assistant Coach Norm Roberts, Head Coach Bill Self, David Shelton, Tony Heard, Brandon Kurtz, Eric Coley, Marcus Hill, Assistant Coach Billy Gillispie, Assistant Coach John Phillips. **Back Row (l-r):** Manager Abi Kartoatmodjo, Manager Mubashir Sharief, Manager Seifullah Yero, Academic Advisor Brad Autry, Dante Swanson, Greg Harrington, Charlie Davis, DeAngelo McDaniel, Marqus Ledoux, Kevin Johnson, Demario Hooper, Antonio Reed, Athletic Trainer Kevin Beets, Student Trainer Omar Zaldivar, Manager Kevin Renegar.

Date	Opponent	Score	Site
Nov. 21	at Rhode Island	91-66	Providence, RI
Nov. 24	Georgia State	100-73	Reynolds Center
Nov. 27	Arkansas-Pine Bluff	97-45	Reynolds Center
Nov. 29	at St. Joseph's	79-73	Philadelphia, Pa.
Dec. 1	Texas-San Antonio	76-59	Reynolds Center
Dec. 4	Alabama-Birmingham	88-73	Reynolds Center
Dec. 7	SW Missouri State	69-60	Reynolds Center
Dec. 11	at Oral Roberts	59-60	Mabee Center
Dec. 18	Delaware State	72-52	Reynolds Center
Dec. 21	Boston College	80-66	Bayamon, Puerto Rico
Dec. 22	UNC Charlotte	76-61	Bayamon, Puerto Rico
Dec. 23	Tennessee	88-68	Bayamon, Puerto Rico
Dec. 28	UMKC	81-60	Reynolds Center
Dec. 30	at North Texas	113-77	Denton, Texas
Jan. 6	at TCU*	94-73	Fort Worth, Texas
Jan. 12	at Creighton	75-67	Omaha, Neb.
Jan. 16	at Rice*	67-49	Houston, Texas
Jan. 20	San Jose State*	67-41	Reynolds Center
Jan. 22	Hawaii*	100-78	Reynolds Center
Jan. 24	Centenary	84-44	Reynolds Center
Jan. 27	at UTEP*	89-71	El Paso, Texas
Jan. 29	at Fresno State*	73-75	Fresno, Calif.
Feb. 3	SMU*	70-59	Reynolds Center
Feb. 5	TCU*	103-70	Reynolds Center
Feb. 14	Rice*	75-33	Reynolds Center
Feb. 17	at Hawaii*	75-61	Honolulu, Hawaii
Feb. 19	at San Jose State*	64-56	San Jose, Calif.
Feb. 24	Fresno State*	72-73	Reynolds Center
Feb. 26	UTEP*	85-55	Reynolds Center
Mar. 4	at SMU*	83-78 (OT)	Dallas, Texas
Mar. 9	Rice**	71-51	Fresno, Calif.
Mar. 10	TCU**	93-71	Fresno, Calif.
Mar. 11	Fresno State**	72-75	Fresno, Calif.
Mar. 17	UNLV#	89-62	Nashville, Tenn.
Mar. 19	Cincinnati#	69-61	Nashville, Tenn.
Mar. 24	Miami (Fla.)#	80-71	Austin, Texas
Mar. 26	North Carolina#	55-59	Austin, Texas

* Western Athletic Conference

** Western Athletic Conference Tournament

NCAA Tournament

CHAMPIONSHIP TEAM

2000-01 UNIVERSITY OF TULSA



NIT Champions • Overall Record: 26-11 • WAC Record: 10-6 (2nd place)

Front Row (l-r): Director of Basketball Operations Ed Conroy, Assistant Coach Kerry Keating, Head Coach Buzz Peterson, Marcus Hill, David Shelton, Associated Head Coach John Phillips, Assistant Coach Al Daniel, Student Assistant Eric Konkol. **Middle Row (l-r):** Dante Swanson, Jason Parker, Charlie Davis, J.T. Ivie, Jack Ingram, Kevin Johnson, Marqus Ledoux, Greg Harrington, Antonio Reed. **Back Row (l-r):** Manager Matt Quade, Manager Mubashir Sharief, Strength Coach Sean Hayes, Team Physician George Mauerman, Athletic Trainer Kevin Beets, Student Trainer T.J. Horton, Manager Nick Agimudie, and Manager David McCarthy.

Date	Opponent	Score	Site
Nov. 10	Arizona State+	69-67	Chapel Hill, NC
Nov. 11	at #4 North Carolina-	81-91	Chapel Hill, NC
Nov. 17	North Texas	89-71	Reynolds Center
Nov. 20	Rhode Island	89-80	Reynolds Center
Dec. 1	Santa Clara#	65-59	Iowa City, Ia.
Dec. 2	at Iowa#	65-66	Iowa City, Ia.
Dec. 5	at SW Missouri State	61-55	Springfield, Mo.
Dec. 10	Oral Roberts	89-81 (OT)	Reynolds Center
Dec. 16	at #10 Kansas	69-92	Lawrence, Kan.
Dec. 19	Creighton	76-86	Reynolds Center
Dec. 22	Wichita State	78-49	Reynolds Center
Dec. 30	Prairie View A&M	115-46	Reynolds Center
Jan. 2	Jackson State	107-49	Reynolds Center
Jan. 6	Fresno State*	79-93	Reynolds Center
Jan. 11	at San Jose State*	63-57	San Jose, Calif.
Jan. 13	at Hawaii*	65-68	Honolulu, Hawaii
Jan. 17	TCU*	82-66	Reynolds Center
Jan. 20	at UTEP*	87-75	El Paso, Texas
Jan. 25	San Jose State*	76-60	Reynolds Center
Jan. 28	Hawaii*	79-67	Reynolds Center
Feb. 1	at TCU*	87-93 (OT)	Fort Worth, Texas
Feb. 3	at SMU*	59-64	Dallas, Texas
Feb. 8	Rice*	79-55	Reynolds Center
Feb. 10	UTEP*	87-72	Reynolds Center
Feb. 15	Nevada*	78-70	Reynolds Center
Feb. 22	at Rice*	56-59	Houston, Texas
Feb. 24	SMU*	85-65	Reynolds Center
Mar. 1	at Nevada*	74-69	Reno, Nevada
Mar. 3	at Fresno State*	77-84	Fresno, Calif.
Mar. 8	San Jose State**	64-53	Reynolds Center
Mar. 9	UTEP**	59-56	Reynolds Center
Mar. 10	Hawaii**	72-78 (OT)	Reynolds Center
Mar. 14	UC Irvine##	75-71	Reynolds Center
Mar. 19	at Minnesota##	76-73 (OT)	Minneapolis, Minn.
Mar. 21	at Mississippi State##	77-75	Starkville, Miss.
Mar. 27	Memphis##	72-64	New York, NY
Mar. 29	Alabama##	79-60	New York, NY

+ NABC Classic @ Chapel Hill, NC
Gazette Hawkeye Invit @ Iowa City, Ia.
*Western Athletic Conference Games
**Western Athletic Conference Tournament

CHAMPIONSHIP TEAM

2001-02 UNIVERSITY OF TULSA



Western Athletic Conference Co-Champions • NCAA Tournament Overall Record: 27-7 • WAC Record: 15-3 (1st place tie)


Front Row (l-r): Director of Basketball Operations Ja Havens, Assistant Coach Alvin "Pooh" Williamson, Head Coach John Phillips, Greg Harrington, Assistant Coach Steve Cooper, Assistant Coach Kwana Johnson. **Middle Row (l-r):** Gianni Martins, Dante Swanson, Trevor Meier, Jarius Glenn, Marqus Ledoux, Jack Ingram, J.T. Ivie, Kevin Johnson, Charlie Davis, Jason Parker, Kyle Blankenship, Antonio Reed. **Back Row (l-r):** Manager Ryan Burcham, Student Trainer Jacob Newburn, Strength Coach Sean Hayes, Athletic Trainer Kevin Beets, Team Physician George Mauerman, Manager Nick Agimudie, Manager Mubashir Sharief, Manager Matt Quade.

Date	Opponent	Score	Site
Nov. 19	Grambling	104-61	Reynolds Center
Nov. 24	Morris Brown	88-41	Reynolds Center
Nov. 28	Arkansas	75-79	Reynolds Center
Dec. 1	@Oral Roberts	73-66/OT	Mabee Center
Dec. 4	SW Missouri State	90-73	Reynolds Center
Dec. 8	@Wichita State	82-76	Wichita, Kan.
Dec. 14	vs. Texas A&M%	90-56	Houston, Texas
Dec. 20	vs. Buffalo#	80-75	Laie, Hawaii
Dec. 21	vs. Montana#	92-82	Laie, Hawaii
Dec. 22	vs. BYU-Hawaii#	88-67	Laie, Hawaii
Dec. 29	@#2 Kansas&	85-93	Kansas City, Kan.
Jan. 3	@Nevada*	76-66	Reno, Nev.
Jan. 5	@Fresno State*	85-86	Fresno, Calif.
Jan. 10	UTEP*	66-61	Reynolds Center
Jan. 12	Boise State*	80-60	Reynolds Center
Jan. 17	@Louisiana Tech*	71-68	Ruston, La.
Jan. 19	@SMU*	95-87	Dallas, Texas
Jan. 24	San Jose State*	78-54	Reynolds Center
Jan. 26	Hawaii*	82-90	Reynolds Center
Jan. 28	Rice*	79-60	Reynolds Center
Jan. 31	Fresno State*	78-63	Reynolds Center
Feb. 2	Nevada*	73-68	Reynolds Center
Feb. 7	@Boise State*	70-56	Boise, Idaho
Feb. 9	@UTEP*	88-76	El Paso, Texas
Feb. 14	SMU*	87-69	Reynolds Center
Feb. 16	Louisiana Tech*	72-63	Reynolds Center
Feb. 21	@Hawaii*	85-86	Honolulu, Hawaii
Feb. 23	@San Jose State*	82-72	San Jose, Calif.
Feb. 28	@Rice*	67-62	Houston, Texas
Mar. 7	Boise State#	72-53	Reynolds Center
Mar. 8	Fresno State#	81-65	Reynolds Center
Mar. 9	Hawaii#	59-73	Reynolds Center
Mar. 14	#12 Marquette##	71-69	St. Louis, Mo.
Mar. 16	#16 Kentucky##	82-87	St. Louis, Mo.

*WAC Games
#Williams WAC Tournament
% at Houston, Texas (Compaq Center)
Yahoo! Sports Invitational (Laie, Hawaii)
& at Kemper Arena (Kansas City, Mo.)
NCAA Tournament

CHAMPIONSHIP TEAM

2002-03 UNIVERSITY OF TULSA



Western Athletic Conference Tournament Champions • NCAA Tournament
Overall Record: 23-10 • WAC Record: 12-6 (2nd place)

Front Row (l-r): Assistant Coach Alvin "Pooh" Williamson, Head Coach John Phillips, Marqus Ledoux, Dante Swanson, Charlie Davis, Kevin Johnson, Assistant Coach Steve Cooper, Assistant Coach Kwanza Johnson. **Middle Row (l-r):** Director of Basketball Operations Ja Havens, Chris Wallace, Trevor Meier, Jarius Glenn, Aliou Keita, Anthony Price, Seneca Collins, Jason Parker, Kyle Blankenship, Athletic Trainer Kevin Beets. **Back Row (l-r):** Manager Ryan Burcham, Manager Nick Agimudie, Manager Corey Litton, Team Physician Dr. George Mauerman, Strength Coach Rusty Burney, Manager Matt Quade, Student Trainer Bernard Aguillard

Date	Opponent	Score	Site
Nov. 23	New Mexico State#	71-61	South Padre, Texas
Nov. 24	Texas-Pan American#	80-50	South Padre, Texas
Nov. 30	at Arkansas	61-60	Fayetteville, Ark.
Dec. 4	Wichita State	80-69	Reynolds Center
Dec. 11	#20 Kansas	80-89	Reynolds Center
Dec. 14	at SW Missouri	62-46	Springfield, Mo.
Dec. 19	Oral Roberts	90-80	Reynolds Center
Dec. 23	TCU	78-65	Reynolds Center
Dec. 28	Iowa	63-67	Reynolds Center
Jan. 1	at Fresno State*	65-74	Fresno, Calif.
Jan. 4	Nevada*	63-60	Reynolds Center
Jan. 11	at Rice*	94-77	Houston, Texas
Jan. 16	at UTEP*	79-65	El Paso, Texas
Jan. 18	at Boise State*	74-78	Boise, Idaho
Jan. 23	Louisiana Tech*	68-61	Reynolds Center
Jan. 25	SMU*	84-86 (OT)	Reynolds Center
Jan. 30	at San Jose State*	57-58	San Jose, Calif.
Feb. 1	at Hawaii*	67-73 (OT)	Honolulu, Hawaii
Feb. 8	Rice*	79-56	Reynolds Center
Feb. 10	at Louisiana Tech*	82-93	Ruston, La.
Feb. 13	Boise State*	71-55	Reynolds Center
Feb. 15	UTEP*	81-58	Reynolds Center
Feb. 19	at SMU*	77-70	Dallas, Texas
Feb. 22	at Gonzaga	60-69	Spokane, Wash.
Feb. 27	Hawaii*	76-51	Reynolds Center
Mar. 1	San Jose State*	74-53	Reynolds Center
Mar. 5	Fresno State*	62-59	Reynolds Center
Mar. 8	at Nevada*	79-73	Reno, Nev.
Mar. 13	UTEP**	81-47	Reynolds Center
Mar. 14	Hawaii**	66-56	Reynolds Center
Mar. 15	Nevada**	75-64	Reynolds Center
Mar. 20	#22 Dayton%	84-71	Spokane, Wash.
Mar. 22	Wisconsin%	60-61	Spokane, Wash.

South Padre Classic
 *WAC Games
 **WAC Tournament
 %NCAA Tournament

CHAMPIONSHIP TEAM

2007-08 UNIVERSITY OF TULSA



College Basketball Invitational Postseason Champions
Overall Record: 25-14 • C-USA Record: 8-8 (6th place tie)

Front Row (l-r): Director of Basketball Operations Andy Kohut, Assistant Coach David Cason, Ray Reese, Brett McDade, Calvin Walls, Head Coach Doug Wojcik, Rod Earls, Ben Uzoh, Glenn Andrews, Assistant Coach Dave Wojcik, Assistant Coach Jeremy Ballard. **Back Row (l-r):** Manager Brent Booker, Strength Coordinator Paul Arndorfer, Equipment Manager Greg Criser, Shane Heirman, Justin Hurtt, Sam Mitchell, Jeromoe Jordan, Steven Idlet, Bishop Wheatley, Joey Kieval, Will Sanger, Graduate Manager Joe Wallace, Team Physician George Mauerman, Head Trainer Derrick Fitts


Date	Opponent	Score	Site
Nov. 11	Hampton%	55-72	College Park, Md.
Nov. 12	North Florida%	83-66	College Park, Md.
Nov. 16	Arkansas State	75-59	Reynolds Center
Nov. 27	at Oral Roberts	70-84	Tulsa, Okla.
Dec. 1	at Arkansas-Little Rock	51-62	Little Rock, Ark.
Dec. 5	at Oklahoma	55-81	Norman, Okla.
Dec. 9	Central Arkansas	65-52	Reynolds Center
Dec. 15	Texas-Pan American	90-61	Reynolds Center
Dec. 18	Charlotte	75-63	Reynolds Center
Dec. 22	SE Missouri State	89-51	Reynolds Center
Dec. 30	Mississippi Valley	71-46	Reynolds Center
Jan. 7	at Colorado	81-68	Boulder, Colo.
Jan. 12	at UCF*	91-97/3OT	Orlando, Fla.
Jan. 16	Tulane*	65-67/OT	Reynolds Center
Jan. 19	at SMU*	72-71	Dallas, Texas
Jan. 23	#1 Memphis*	41-56	Reynolds Center
Jan. 26	at UTEP*	61-65	El Paso, Texas
Jan. 30	at Marshall*	65-72/OT	Huntington, WV
Feb. 2	SMU*	72-60	Reynolds Center
Feb. 6	at Houston*	81-92	Houston, Texas
Feb. 9	Southern Miss*	78-63	Reynolds Center
Feb. 13	at East Carolina	66-61	Greenville, NC
Feb. 16	UTEP*	73-50	Reynolds Center
Feb. 20	Rice*	68-37	Reynolds Center
Feb. 23	Presbyterian	77-58	Reynolds Center
Feb. 27	at #2/3 Memphis*	67-82	Memphis, Tenn.
Mar. 1	Marshall*	89-64	Reynolds Center
Mar. 5	at UAB*	70-84	Birmingham, Ala.
Mar. 8	UCF*	71-53	Reynolds Center
Mar. 12	East Carolina#	66-49	Memphis, Tenn.
Mar. 13	UAB#	78-68/OT	Memphis, Tenn.
Mar. 14	UTEP#	64-62/OT	Memphis, Tenn.
Mar. 15	at #2/3 Memphis#	51-77	Memphis, Tenn.
Mar. 19	Miami-Ohio**	61-45	Reynolds Center
Mar. 24	Utah**	69-60	Reynolds Center
Mar. 26	Houston**	73-69	Reynolds Center
Mar. 31	Bradley**	73-68	Reynolds Center
Apr. 2	at Bradley**	74-83	Peoria, Ill.
Apr. 4	Bradley**	70-64	Reynolds Center

% O'Reilly Auto Parts CBE Classic
 # C-USA Tournament

* Conference USA Games
 ** College Basketball Invitational

CHAMPIONSHIP TEAM

2013-14 UNIVERSITY OF TULSA



Conference USA Champions • C-USA Tournament Champions • NCAA Tournament Overall Record: 21-13 • C-USA Record: 13-3 (1st place tie)

Front Row (l-r): Managers Rigby McClure, Jalen Manning, Ben Quint, Drew Friedman **Middle Row (l-r):** Equipment Manager Greg Criser, Director of Operations Justin Bauman, Assistant Coach Wendell Moore, Assistant Coach Brett Ballard, Marquel Curtis, Tim Peete, Head Coach Danny Manning, Pat Swilling Jr., Barrett Hunter, Assistant Coach Steve Woodberry, Director of Player Development Shea Seals, Strength and Conditioning Coach Ryan Horn, Graduate Manager Joe Balestrieri **Back Row (l-r):** Graduate Manager Will Martin, Nick Wood, Shaquille Harrison, Riley Kemmer, Rashad Smith, Brandon Swannegan, D'Andre Wright, Emmanuel Ezechinonso, Lew Evans, TK Edogi, Stevie Repichowski, James Woodard, Rashad Ray, Graduate Manager Baba Diallo

Date	Opponent	Score	Site
Nov. 10	Oral Roberts	68-74	Reynolds Center
Nov. 16	at Missouri State	93-96	Springfield, Mo.
Nov. 20	#14 Wichita State	54-77	Reynolds Center
Nov. 23	at #23 Creighton	72-82	Omaha, Neb.
Nov. 27	vs. Indiana State%	63-62	Anchorage, Alaska
Nov. 29	vs. TCU%	65-72	Anchorage, Alaska
Nov. 30	vs. Green Bay%	59-67	Anchorage, Alaska
Dec. 4	Texas Southern	98-71	Reynolds Center
Dec. 10	UALR	78-64	Reynolds Center
Dec. 14	at Oklahoma	91-101	Norman, Okla.
Dec. 18	Grand Canyon	66-65	Reynolds Center
Dec. 21	at TCU	58-70	Fort Worth, Texas
Dec. 29	at Maryland	74-85	College Park, Md.
Jan. 4	Cal State Fullerton	73-57	Reynolds Center
Jan. 9	Tulane*	97-71	Reynolds Center
Jan. 12	Southern Miss*	75-71	Reynolds Center
Jan. 16	at Charlotte*	86-90/OT	Charlotte, N.C.
Jan. 18	at Marshall*	69-52	Huntington, W.Va.
Jan. 23	Middle Tennessee*	58-53	Reynolds Center
Jan. 25	UAB*	63-70	Reynolds Center
Feb. 1	North Texas*	94-63	Reynolds Center
Feb. 6	at Louisiana Tech*	61-66	Ruston, La.
Feb. 8	at Rice*	66-56	Houston, Texas
Feb. 13	East Carolina*	76-58	Reynolds Center
Feb. 15	Old Dominion*	76-37	Reynolds Center
Feb. 20	at Florida Atlantic*	71-52	Boca Raton, Fla.
Feb. 22	at Florida International*	77-65	Miami, Fla.
Feb. 27	at UTEP*	65-60	El Paso, Texas
Mar. 2	UTSA*	72-70/OT	Reynolds Center
Mar. 6	at North Texas*	79-68	Denton, Texas
Mar. 13	vs. Tulane\$	70-49	El Paso, Texas
Mar. 14	vs. Middle Tennessee\$	76-69	El Paso, Texas
Mar. 15	vs. Louisiana Tech\$	69-60	El Paso, Texas
Mar. 21	vs. #20 UCLA#	59-76	San Diego, Calif.

% CARRS/Safeway Great Alaska Shootout * Conference USA Games
\$ C-USA Tournament # NCAA Tournament



TULSA ALL-AMERICANS



1954-55

BOB PATTERSON | 1951-55

First-Team Look Magazine, Second-Team Helms Foundation and Converse Yearbook, Third-Team Newspaper Enterprises All-American in 1954-55

Averaged 27.6 points and 13.2 rebounds in 1954-55, and had eight 30+ scoring games that season . . . earned all-Missouri Valley Conference honors for the second straight year . . . was named the MVC Player of the Year . . . was the first Tulsa basketball player to receive All-America honors . . . led Tulsa to an MVC title and an NCAA Tournament appearance . . . led the MVC in scoring as a senior with a 30.5 scoring average in 10 MVC games . . . set eight school records . . . was named to the NCAA Western Regional team.




1972-73 • 1973-74

WILLIE BILES | 1971-74

All-American in 1972-73 and 1973-74

One of the most prolific scorers in Tulsa basketball history . . . averaged 30.3 points in 1972-73 and 24.7 points in 1973-74 . . . was the first player to top 30 points per game in a season since Oscar Robertson . . . was a two-time All-Missouri Valley Conference selection . . . led the MVC in scoring both his junior and senior years . . . scored 40 or more points in eight career games including a career-high 48 points twice.




1968-69

BOBBY "BINGO" SMITH | 1966-69

Second-Team Associated Press and Converse Yearbook All-American in 1968-69

Averaged a team-leading 24.5 points in 1968-69, while shooting 49 percent from the field . . . was named the MVC Player of the Year in 1969 and earned first-team all-conference . . . led the MVC in scoring in 1968-69 . . . completed his career with 1,368 points for a 17.1 scoring average.



1981-82

PAUL PRESSEY | 1980-82

Second-Team UPI, NABC and USBWA, Third-Team Associated Press All-American in 1981-82

Was named the MVC Player of the Year in 1982 . . . led the team in scoring by averaging 13.2 points, rebounding at 6.4 and steals with a 3.2 average . . . led Tulsa to a 24-6 record and NCAA Tournament appearance that year . . . completed his collegiate career with 291 assists and 191 steals, leading Tulsa to a 50-13 record in two seasons.



STEVE HARRIS | 1981-85

First-Team UPI, Third-Team Basketball Times All-American in 1984-85

Led Tulsa in scoring as a senior with a 23.6 average . . . shot 55-percent from the field and 87-percent from the free throw line in 1984-85 . . . as a senior, he became Tulsa's all-time leading scorer by tallying 2,272 career points . . . was a three-time all-Missouri Valley Conference selection . . . led Tulsa in scoring in his final three seasons and led Tulsa to three NCAA tournament appearances.



SHEA SEALS | 1993-97

Third-Team Associated Press and NABC All-American in 1996-97

Led Tulsa in scoring with a 20.7 average in 1996-97 . . . earned first-team all-Western Athletic Conference honors . . . was also a finalist for the Naismith College Player of the Year Award and a John R. Wooden Award candidate . . . completed his career as Tulsa's all-time scoring leader . . . became the first player in school history to compile more than 2,000 points, 700 rebounds, 375 assists and 200 steals in a career.

TULSA ACADEMIC ALL-AMERICANS

(First, Second, Third-Team Selections)

Bruce Davis • Forward/Center • 1965-68

Third-Team Academic All-America in 1968-69

Was a three-year letterwinner for the Golden Hurricane . . . played in 47 career varsity games . . . averaged 4.7 points and 3.8 rebounds as a senior in 1968-69 . . . scored a career game-high of 15 points as a senior . . . was a business administration major.

Michael Ruffin • Forward • 1996-99

GTE/CoSIDA First-Team Academic All-America in 1998-99

A four-year letterwinner and starter . . . was a recipient of the NCAA Top VIII award in January 2000 . . . earned a 3.72 grade point average in chemical engineering . . . was a three-time all-WAC Academic selection . . . played in 128 career games and started 115 . . . finished his college career as Tulsa's all-time leader in rebounding (1,211) and blocked shots (266) . . . also completed his career ranked among the school's top 15 in career points (12th, 1209) and steals (sixth, 153) . . . ranked eighth nationally in rebounding and 18th in blocked shots in 1998-99 . . . led the Western Athletic Conference in rebounding (10.4) and was second in blocked shots (2.6), while also averaging 11.6 points as a senior . . . was a two-time all-WAC selection and was named to the WAC's all-defensive team three years . . . was selected as the 1999 College Hoops Insider Student-Athlete of the year for basketball . . . was the 32nd overall selection in the 1999 NBA Draft, and the third pick of the Chicago Bulls.

Jason Parker • Guard • 2000-04

CoSIDA Second-Team Academic All-America, 2003-04; Third-Team Academic All-American, 2002-03

A four-year letterwinner and two-year starter . . . was one of three finalists for the 2003-04 Creamland Dairies Collegiate Basketball Award . . . earned a 3.52 grade point average in management information systems . . . was a four-time all-Western Athletic Conference Academic selection . . . played in 133 career games . . . completed his career ranked 10th on the school's career scoring chart with 1,401 points, sixth on the assists (322) and three-point field goals made lists (163), and seventh on the steals chart (166) . . . had 72 career games scoring in double-figures . . . scored over 20 points 17 times in his career and had 10 of those games this year . . . had a career-best 33 points at Louisiana Tech . . . completed his senior season averaging 16.9 points, 3.5 rebounds, 2.9 assists and 1.6 steals, while leading Tulsa in scoring, assists and steals.

HONORABLE MENTION All-America Selections

Warren Shackelford	1952-53
Jim King	1962-63
Rick Park	1964-64
Julian Hammond	1965-66
Dana Lewis	1970-71
Steve Bracey	1971-72
Ken Smith	1974-75
Greg Stewart	1980-81, 1981-82
Steve Harris	1982-83, 1983-84
Ricky Ross	1983-84
Shea Seals	1994-95, 1995-96
Eric Coley	1999-2000

Jeff Kovach was selected to the Academic All-America Eighth-Team in 1977-78.



RETIRED JERSEYS



#30 Bob Patterson • 1951-55


Consensus All-American • member of TU Athletic Hall of Fame • holds school single-season rebounding record with 370 (28 games, 1954-55) and ranks second on the all-time single-season scoring list with 773 points in 1954-55 • first Hurricane player to be drafted by the NBA (Boston Celtics '55) • considered instrumental in lifting TU basketball into national prominence.



#24 James "Country" King • 1959-63

Was a three-year letterwinner and had an all-star career that led to many years in the NBA • was an outstanding playmaker • capped his senior season by earning Honorable Mention All-America merits • was a two-time first-team all-Missouri Valley Conference performer • scored at a 16.2 clip as a senior with career-bests of 39 points and 13 rebounds • averaged 18.4 points as a junior • completed his career

with 1,119 points for a 14.7 scoring average, while averaging 6.9 rebounds in his 76 career games played • was inducted into the TU Athletic Hall of Fame in 1984 • spent 10 years in the NBA with Los Angeles, San Francisco, Cincinnati and Chicago • his jersey was retired on February 24, 2000.



#25 Paul Pressey • 1980-82

Named All-American by USBWA, NABC, second-team AP and third-team UPI among others • set school records for steals, assists and blocked shots • led Hurricane to a 50-13 record in two seasons • led TU to 1981 NIT Championship, Top Ten national ranking and NCAA tournament appearance in 1982 • set NIT single-game record for steals with seven

• named MVC and District V Player of the Year • twice led MVC, and in '81, led nation in steals • Sports Illustrated Player of the Week (12-15-80) • selected to five senior all-star games including the Pizza Hut Classic • was the 20th player selected in the first round of the NBA draft by Milwaukee.



#20 Steve Harris • 1981-85

Named second-team All-American by UPI and third-team by *Basketball Times* • scored 2,272 career points • was a three-time first-team all-MVC selection • scored in double figures in 109 of 122 career games • named the MVC Newcomer of the Year in 1981-82 season • TU's all-time sophomore scoring leader with 574 points • led TU to four post-season tournament appearances • was the 19th player selected

in first round of the NBA draft by Houston.



#21 Shea Seals • 1993-97

Tulsa's all-time leading scorer with 2,288 career points • was a third-team Associated Press and NABC All-America selection in 1996-97 • was a top-12 finalist for the Naismith College Player of the Year Award and a candidate for the John R. Wooden Award as a senior • the only player in school history to register over 2,000 points, 700 rebounds, 350 assists and 200 steals • had 115 double-digit scoring games in his

career • was the only player in school history to score over 400 points in all four years of his collegiate career • was a two-year selection to the Missouri Valley Conference first team and named to the Western Athletic Conference first team in 1996-97 • led Tulsa to four straight NCAA Tournament appearances • ranks among the school's top-5 career leaders in assists (388), steals (222) and rebounds (777).



#12 Willie Biles • 1970-74


A sharpshooter who scored over 30 points 15 times in his 65-game varsity career • was a two-time All-American and two-time first-team all-Missouri Valley Conference selection • averaged 30.3 points and 7.5 rebounds as a junior in 1972-73 • tallied 24.7 points and 6.8 rebounds his senior season • scored a school record 48 points twice in his career.

TULSA'S NBA DRAFTEES

(Four First Round Draft Picks)

Warren Shackelford	Syracuse Nationals, 1953
Glen Dille	Syracuse Nationals, 1953
Dick Nunneley	Milwaukee Hawks, 1954
Bob Patterson	Boston Celtics, 1955
Roger Wendel	Cincinnati Royals (12th Round), 1959
Bobby Goodall	Minneapolis Lakers (6th Round), 1960
David Voss	Chicago Packers (6th Round), 1961
Jim King	Los Angeles Lakers (2nd Round/14th pick), 1963
Bill Kusleika	Baltimore Bullets (10th Round), 1964
Rick Park	Philadelphia 76ers (13th Round), 1965
Julian Hammond	Los Angeles Lakers (9th Round), 1966
Sherman Dillard	Philadelphia 76ers (15th Round), 1967
Eldridge Webb	San Diego Rockets (6th Round), 1968
Bingo Smith	San Diego Rockets (1st Round/6th pick), 1969
Larry Cheatham	San Diego Rockets (9th Round), 1969
Al Cueto	Seattle SuperSonics (10th Round), 1969
Rob Washington	Baltimore Bullets (12th Round), 1969
Dana Lewis	Philadelphia 76ers (1st Round/12th pick), 1971
Steve Bracey	Atlanta Hawks (2nd Round/21st pick), 1972
Jim Clesson	Atlanta Hawks (10th Round), 1972
Larry Morris	Portland Trailblazers (13th Round), 1972
Willie Biles	Golden State Warriors (4th Round), 1974
Sammy High	Detroit Pistons (7th Round), 1974
Ken Smith	Houston Rockets (4th Round), 1975
Teko Wynder	Philadelphia 76ers (5th Round), 1977
Paul Pressey	Milwaukee Bucks (1st Round/20th pick), 1982
Greg Stewart	Boston Celtics (4th Round), 1982
Ricky Ross	Washington Bullets (3rd Round), 1984
Bruce Vanley	Kansas City Kings (6th Round), 1984
Steve Harris	Houston Rockets (1st Round/19th pick), 1985
Herb Johnson	Cleveland Cavaliers (3rd Round), 1985
Brian Rahilly	Philadelphia 76ers (4th Round), 1987
David Moss	Portland Trailblazers (5th Round), 1987
Tracy Moore	Dallas Mavericks (Free Agent), 1991
Gary Collier	Cleveland Cavaliers (2nd Round/42nd pick), 1994
Shea Seals	Los Angeles Lakers (Free Agent), 1997
Michael Ruffin	Chicago Bulls (2nd Round/32nd pick), 1999
Jerome Jordan	Milwaukee Bucks (2nd Round/44th pick), 2010/ traded to NY Knicks
Ben Uzoh	New Jersey Nets (Free Agent/Made Team), 2010

Michael Ruffin played nine years in the NBA.



TULSA ATHLETIC HALL OF FAME

INDUCTEE, SPORT, YEAR

INDUCTEE, SPORT, YEAR	CLASS
Sid Abramowitz, Football 1979-82	2006
David Alexander, Football 1982-86	2003
Billy Guy Anderson, Football 1963-65	1986
Steve August, Football 1972-76	2001
Kathy Baker, Golf 1979-83	1992
Chet Benefiel, Football 1928-31	1983
Roy "Skeeter" Berry, Football 1932-34	1997
Willie Biles, Basketball 1971-74	1994
Dan Bitson, Football 1987-91	2007
Don Blackmon, Football 1976-80	1989
Madison Blevins, Football 1914-16	1983
William Boehm, Football 1929-32	1987
J. R. Boone, Football 1944-47	1999
Steve Bowling, Baseball 1971-74	1988
Steve Bracey, Basketball 1970-72	2000
Bob Breitenstein, Football 1962-64	1994
Hardy Brown, Football 1945-47	1994
Bob Brumble, Football 1957-59	2002
Huynh Bui, Soccer 1980-83	2013
Cliff Butcher, Baseball 1969-71	2001
Dennis Byrd, Football 1984-88	2004
Gerin Cameron, Tennis 1936-38	1983
Ron Carson, Basketball 1966-70	1998
Murl Cline, Football 1923-26	1988
John Cooper, Football Coach 1977-84	2011
Dick Courter, Basketball 1951-55	1992
Jerry D'Arcy, Football 1942, 46-47	1992
Glenn Dobbs, Football, 1940-42 Football Coach 1961-68 Athletic Director 1955-70	1982
Charles Dugger, Football 1931-34	1989
Amy Edwards, Women's Soccer 1988-91	2013
James Finks, Football 1946-48	1987
Henry Frnka, Football Coach 1940-46	1983
Steve Gage, Football 1983-86	2000
Clyde Goodnight, Football 1942-44	1989
Nelson Greene, Football 1941-42, 46-47	1999
Ivan Grove, Football 1914, 16-19	1982
Michael Gunter, Football 1980-83	1996
Ham Harmon, Football 1934-36	1986
Bill Hall, Tennis 1952-55	2004
Steve Harris, Basketball 1982-85	1995
Holly Hartley, Golf 1976-79	1997
Ken Hayes, Basketball Coach 1968-75	2008
Bob Hellinghausen, Football 1943-46	1996
Phil Honeycutt, Baseball 1969-71	2013
Tommy Hudspeth, Football 1950-52	1993
Al Humphrey, Football 1971-1974	2005
Clarence Iba, Basketball Coach 1949-60	1994
Al Jenkins, Football 1966-69	1999
Ellis Jones, Football 1942-44	1983
X. Eln Jones, Football 1926-28	1984
Jeff Jordan, Football 1961-64	1988
Sax Judd, Football 1940-42	1986
Bob Junko, Football 1964-67	2007
Jerry Keeling, Football 1958-60	1989
N.A. Keithly, Football 1940-42	2002
James King, Basketball 1959-63	1984
Kevin King, Soccer 1988-91	2003
Bill Kusleika, Basketball 1962-64	1987
Ken Lacy, Football 1979-82	1998
Steve Largent, Football 1972-75	1991
Rube Leekley, Football 1915-16	2003
Clyde LeForce, Football 1942-43, 46	1986

CLASS

Rogers Leheew, Football 1946-49	1997
Tony Liscio, Football 1959-62	2004
Nancy Lopez, Golf 1975-77	1991
Adele Lukken, Golf 1983-86	1998
Mike Marrs, Baseball-Basketball 1965-68	2006
Marvin Matuszak, Football 1951-52	1983
Kelly May, Volleyball 1977-80	1995
Sam McBirney, Football Coach 1908, 14-16	1991
Dale McNamara, Golf Coach 1974-2000	1996
Melissa McNamara, Golf 1984-88	1999
Tom Miner, Football 1951-53	1989
Tracy Moore, Basketball 1984-88	2005
Ronnie Morris, Football 1950-52	1988
David Moss, Basketball 1983-87	2007
Dick Nunneley, Basketball 1951-54	1985
Jerry Ostroski, Football 1988-91	2008
Rick Park, Basketball 1963-65	1990
Bob Patterson, Basketball 1951-55	1982
Drew Pearson, Football 1970-72	1985
Layn Phillips, Tennis 1971-74	1990
Ishmael Pilkington, Football 1930-31	1983
Paul Pressey, Basketball 1980-82	1993
Felto Prewitt, Football 1943-45	1988
Cal Purdin, Football 1940-42	1990
Nolan Richardson, Basketball Coach 1980-85	2006
Jerry Rhome, Football 1963-64	1984
Neil Ridley, Basketball 1947-51	1995
Les Rogers, Baseball 1969-70	1989
Steve Rogers, Baseball 1968-71	1985
Jody Rosenthal, Golf 1981-85	1993
Francis Schmidt, Football Coach 1919-21 Basketball Coach 1918-22	1993
Drane Scrivener, Football 1970-72	1990
Shea Seals, Basketball 1993-97	2011
Roy Selby, Football 1925-28	1988
Mike Sember, Baseball 1971-74	2011
Warren Shackelford, Basketball 1949-53	1998
Gene Shell, Baseball Coach 1965-80	2002
Bobby Smith, Basketball 1967-69	1984

Fred Smith, Football 1947-50	2005
Lovie Smith, Football 1976-79	1999
Benton Springer, Football 1917-19	1996
Bob St. Clair, Football 1952	1991
Ron Streck, Golf 1973-76	1997
Roy Stuart, Football 1939-41	1993
Neal Sweeney, Football 1965-66	1995
Jerry Tabb, Baseball 1970-73	1987
Willie Townes, Football 1964-65	1986
Howard Twilley, Football 1963-65	1984
James Unruh, Golf 1947-50	1995
Kaye Vaughan, Football 1950-52	1990
Frank Velez, Soccer 1988-91	2000
William Volok, Football 1931-33	1984
David Voss, Basketball 1957-61	2001
Howard Waugh, Football 1951-52	1983
Roger Wendel, Basketball 1955-59	2000
George Willis, Basketball 1930-33	1998
Camp Wilson, Football 1943-45	1998
Doug Wyatt, Football 1965-68	2006
John Young, Football 1914-16, 19	1984

HALL OF FAME HONOR TEAMS

1916 Football Team	1995
1919 & 1920 Football Teams	1997
1920-21 National AAU Basketball Team	2004
1941 Sun Bowl Champion Football Team	2001
1942 Sugar Bowl Football Team	1992
1943 Sugar Bowl Football Team	2005
1944 Orange Bowl Champion Football Team	1994
1945 Oil Bowl Football Team	2008
1952 Gator Bowl Football Team	2000
1954-55 NCAA Basketball Team	2002
1964 Bluebonnet Bowl Champion Football Team	2003
1969 College Baseball World Series Runner-up Team	1993
1980 Women's Golf National Champion Team	2007
1980-81 NIT Champion Basketball Team	1998
1991 Football Freedom Bowl Championship Team	2013
1991 Men's Soccer Team	2011
1982 Women's Golf National Champion Team	1991

TULSA'S WINNINGEST TEAMS (Based on Wins)

Record	Year	Postseason	Coach (year as coach)
1. 32-5	1999-00	NCAA Elite Eight	Bill Self (3rd year)
2. 27-4	1983-84	NCAA	Nolan Richardson (4th year)
3. 27-7	2001-02	NCAA Second Round	John Phillips (1st year)
4. 26-7	1980-81	NIT Champions	Nolan Richardson (1st year)
	26-11	NIT Champions	Buzz Peterson (1st year)
6. 25-11	2008-09	NIT Second Round	Doug Wojcik (4th year)
	25-14	CBI Champions	Doug Wojcik (3rd year)
8. 24-6	1981-82	NCAA	Nolan Richardson (2nd year)
	24-8	NCAA Sweet 16	Tubby Smith (4th year)
	24-10	NCAA Second Round	Steve Robinson (2nd year)
11. 23-8	1993-94	NCAA Sweet 16	Tubby Smith (3rd year)
	23-8	NCAA	Nolan Richardson (5th year)
	23-9	NCAA	J.D. Barnett (1st year)
	23-10	NCAA Second Round	Bill Self (2nd year)
	23-10	NCAA Second Round	John Phillips (2nd year)
	23-12	NIT	Doug Wojcik (5th year)
17. 22-8	1986-87	NCAA	J.D. Barnett (2nd year)
	22-8	NCAA	Steve Robinson (1st year)
19. 21-7	1954-55	NCAA	Clarence Iba (6th year)
20. 21-13	2013-14	NCAA	Danny Manning (2nd year)
21. 20-11	2006-07	n/a	Doug Wojcik (2nd year)



Tubby Smith coached Tulsa to consecutive Sweet Sixteen appearances in 1994 and 1995. He won 74 games in four seasons as head coach at TU, from 1991-95.




TULSA COACHES RANKED BY WINS

Rk.	Coach	Wins	Avg.	Years (total)
1.	Doug Wojcik	140	20.0	2005-12 (7)
2.	Clarence Iba	137	12.5	1949-60 (11)
3.	Nolan Richardson	119	23.8	1980-85 (5)
4.	Ken Hayes	117	16.7	1968-75 (7)
5.	J.D. Barnett	106	17.7	1985-91 (6)
6.	Joe Swank	102	12.8	1960-68 (8)
7.	Bill Self	74	24.7	1997-00 (3)
	Orlando "Tubby" Smith	74	18.3	1991-95 (4)
9.	Francis Schmidt	73	12.2	1915-17, 1918-22 (6)
10.	Chet Benefiel	65	9.3	1932-39 (7)
11.	John Phillips	61	15.3	2001-05 (3 1/3)
12.	Steve Robinson	46	23.0	1995-97 (2)
13.	Jim King	44	11.0	1975-80 (4-2/3)
14.	Danny Manning	38	19.0	2012-14 (2)
15.	Buzz Peterson	26	26.0	2000-01 (1)
16.	Oliver Hodge	20	10.0	1930-32 (2)
17.	Howard Acher	16	5.3	1922-25 (3)
	J.B. Miller	16	3.2	1925-30 (5)
20.	H.B. "Tex" Ryon	15	7.5	1939-40, 1941-42 (2)
21.	Jack Sterrett	12	12.0	1940-41 (1)
22.	Don Shields	11	5.5	1945-47 (2)
	John Garrison	11	5.5	1947-49 (2)
24.	Alvin "Pooh" Williamson	7	7.0	2004-05 (22 games)
25.	Forest Rees	6	6.0	1914-15 (1)
26.	Woody West	5	5.0	1943-44 (1)
27.	W.R. Bergen	4	2.0	1907-09 (2)
	Paul Alyea	4	4.0	1944-45 (1)
29.	Harvey Allen	3	3.0	1913-14 (1)
30.	Bill Franey	2	2.0	1980 (9 games)
31.	Hal Mefford	1	1.0	1917-18 (1)
32.	Mike Milligan	0	0.0	1942-43 (1)

TULSA COACHES YEAR-BY YEAR

Coaches	Years	Seasons	W	L	Games	Pct
W.R. Bergen	1907-09	2	4	2	6	.667
Harvey Allen	1913-14	1	3	2	5	.600
Forest Rees	1914-15	1	6	3	9	.667
Francis Schmidt	1915-17, 18-22	6	73	26	99	.737
Hal Mefford	1917-18	1	1	5	6	.167
Howard Acher	1922-25	3	16	12	28	.571
J.B. Miller	1925-30	5	16	45	61	.262
Oliver Hodge	1930-32	2	20	11	31	.645
Chet Benefiel	1932-39	7	65	65	130	.500
H.B. "Tex" Ryon	1939-40, 41-42	2	15	28	43	.349
Jack Sterrett	1940-41	1	12	9	21	.571
Mike Milligan	1942-43	1	0	10	10	.000
Woody West	1943-44	1	5	3	8	.625
Paul Alyea	1944-45	1	4	8	12	.333
Don Shields	1945-47	2	11	31	42	.262
John Garrison	1947-49	2	11	36	47	.234
Clarence Iba	1949-60	11	137	147	284	.482
Joe Swank	1960-68	8	102	103	205	.498
Ken Hayes	1968-75	7	117	69	186	.629
Jim King	1975-80	4 2/3	44	82	126	.349
Bill Franey	1980	1/3	2	7	9	.222
Nolan Richardson	1980-85	5	119	37	156	.763
J.D. Barnett	1985-91	6	106	75	181	.586
Tubby Smith	1991-95	4	79	43	122	.648
Steve Robinson	1995-97	2	46	18	64	.719
Bill Self	1997-00	3	74	27	101	.733
Buzz Peterson	2000-01	1	26	11	37	.702
John Phillips	2001-05	3 1/4	61	42	103	.592
Alvin Williamson	2004-05	3/4	7	15	22	.318
Doug Wojcik	2005-12	7	140	92	232	.603
Danny Manning	2012-14	2	38	29	67	.567
Total	1907-2014	103	1360	1093	2453	.554

Bill Self led Tulsa to two NCAA Tournament appearances and the NCAA Elite Eight in 2000. He totaled 74 wins in three seasons from 1997-00.



CONFERENCE YEAR-BY YEAR

Missouri Valley Conference

(Tulsa was a member of the MVC from 1934-35 to 1995-96)

Year	Champion	TU Record (Place)
1934-35	Creighton, Drake	3-9 (7th)
1935-36	Creighton, Drake, Oklahoma A&M	5-7 (5th)
1936-37	Oklahoma A&M	4-8 (5th)
1937-38	Oklahoma A&M	8-6 (3rd)
1938-39	Oklahoma A&M, Drake	8-6 (3rd, tie)
1939-40	Oklahoma A&M	5-7 (5th)
1940-41	Creighton	7-5 (3rd)
1941-42	Oklahoma A&M, Creighton	3-7 (5th)
1942-43	Creighton	0-10 (6th)
1943-44	Oklahoma A&M	5-3*
1944-45	Oklahoma A&M	4-8*
1945-46	Oklahoma A&M	3-9 (7th)
1946-47	St. Louis	3-9 (5th, tie)
1947-48	Oklahoma A&M	2-8 (5th)
1948-49	Oklahoma A&M	0-10 (6th)
1949-50	Bradley	3-9 (6th)
1950-51	Oklahoma A&M	4-10 (6th, tie)
1951-52	St. Louis	5-5 (3rd)
1952-53	Oklahoma A&M	5-5 (2nd, tie)
1953-54	Oklahoma A&M	5-5 (3rd)
1954-55	Tulsa, St. Louis	8-2 (1st, tie)
1955-56	Houston	4-8 (5th)
1956-57	St. Louis	5-9 (5th, tie)
1957-58	Cincinnati	4-10 (6th, tie)
1958-59	Cincinnati	2-12 (7th, tie)
1959-60	Cincinnati	5-9 (6th)
1960-61	Cincinnati	2-10 (6th)
1961-62	Cincinnati**, Bradley	4-8 (6th)
1962-63	Cincinnati	5-7 (5th)
1963-64	Wichita State**, Drake	2-10 (6th)
1964-65	Wichita State	7-7 (5th)
1965-66	Cincinnati	6-8 (6th, tie)
1966-67	Louisville	10-4 (2nd)
1967-68	Louisville	5-11 (7th)
1968-69	Louisville, Drake**	11-5 (3rd)
1969-70	Drake	8-8 (5th)
1970-71	Drake**, Louisville, St. Louis	8-6 (4th, tie)
1971-72	Louisville**, Memphis State	5-9 (6th)
1972-73	Memphis State	10-4 (3rd)
1973-74	Louisville	7-6 (3rd, tie)
1974-75	Louisville	5-9 (6th)
1975-76	Wichita State	4-8 (4th, tie)
1976-77	New Mexico State, So. Illinois	3-9 (7th)
1977-78	Creighton	7-9 (7th)
1978-79	Indiana State	7-9 (7th)
1979-80	Bradley	5-11 (8th, tie)
1980-81	Wichita State	11-5 (2nd, tie)
1981-82	Bradley	12-4 (2nd, tie)
1982-83	Wichita State	11-7 (3rd, tie)
1983-84	Tulsa, Illinois State	13-3 (1st, tie)
1984-85	Tulsa	12-4 (1st)
1985-86	Bradley	10-6 (2nd, tie)
1986-87	Tulsa	11-3 (1st)
1987-88	Bradley	4-10 (7th)
1988-89	Creighton	10-4 (2nd, tie)
1989-90	Southern Illinois	9-5 (2nd, tie)
1990-91	Creighton	10-6 (3rd)
1991-92	Southern Illinois, Illinois State	12-6 (4th, tie)
1992-93	Illinois State	10-8 (4th)
1993-94	Tulsa	15-3 (1st)
1994-95	Tulsa	15-3 (1st)
1995-96	Bradley	12-6 (3rd)

* No conference competition due to World War II.

** Won playoff for title.

Western Athletic Conference

(Tulsa was a member of the WAC from 1996-97 through 2004-05)

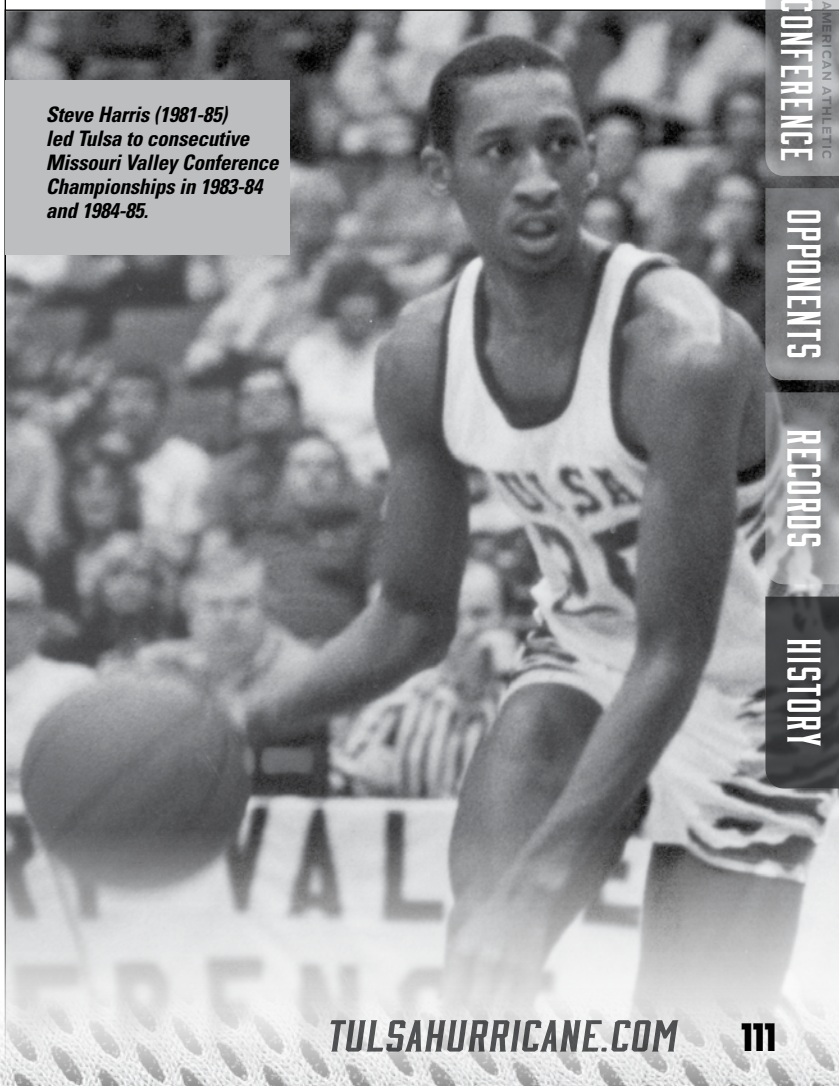
Year	Regular Season Champion	Tournament Champion	Tulsa's Regular Season Record (Place)
1996-97	Utah (Mountain Div.)	Utah	12-4 (2nd, Mtn. Div.)
1997-98	TCU (Pacific Div.)	UNLV	9-5 (3rd, Pacific Div.)
1998-99	Tulsa/UNLV (Pac. Div.)	Utah	9-5 (1st tie, Mtn. Div.)
1999-00	Tulsa	Fresno State	12-2 (1st place)
2000-01	Fresno State	Fresno State	10-6 (2nd place)
2001-02	Tulsa/Hawaii	Hawaii	15-3 (Tie -1st place)
2002-03	Fresno State	Tulsa	12-6 (2nd place)
2003-04	Nevada	Nevada	5-13 (Tie - 8th place)
2004-05	Nevada	UTEP	5-13 (9th place)

Conference USA

(Tulsa was a member of Conference USA from 2005-06 through 2013-14)

Year	Regular Season Champion	Tournament Champion	Tulsa's Regular Season Record (Place)
2005-06	Memphis	Memphis	6-8 (Tie-6th place)
2006-07	Memphis	Memphis	9-7 (Tie-4th place)
2007-08	Memphis	Memphis	8-8 (Tie-6th place)
2008-09	Memphis	Memphis	12-4 (2nd place)
2009-10	UTEP	Houston	10-6 (5th place)
2010-11	UAB	Memphis	11-5 (2nd place)
2011-12	Memphis	Memphis	10-6 (3rd place)
2012-13	Memphis	Memphis	8-8 (5th place)
2013-14	Tulsa/LATech/ MidTenn/SoMiss	Tulsa	13-3 (Tie-1st place)

Steve Harris (1981-85)
led Tulsa to consecutive Missouri Valley Conference Championships in 1983-84 and 1984-85.



CONFERENCE ALL-TIME SELECTIONS

MVC

Year	Player
1934-35	Herb Larsen
1935-36	Ned Butler
	Robert Jones
1937-38	Robert Jones
1938-39	Bob Patterson
1939-40	Harry Lamprich
1940-41	Clarence Ehlers
1945-46	Gerald Carrens
1949-50	Neil Ridley
1951-52	Dick Nunneley
	Warren Shackelford
1952-53	Dick Nunneley
	Warren Shackelford
	Mark Arrington
1953-54	Dick Nunneley
	Bob Patterson
1954-55	Bob Patterson
	Dick Courter
1955-56	Junior Born
1957-58	Roger Wendel
1958-59	Roger Wendel
1959-60	David Voss
1960-61	David Voss
1961-62	Jim King
1962-63	Bill Kusleika
	Jim King
1963-64	Bill Kusleika
1964-65	Rick Park
1965-66	Julian Hammond
1966-67	Eldridge Webb
1968-69	Bobby Smith
	Rob Washington
1969-70	Ron Carson
	Dana Lewis
1970-71	Dana Lewis
1971-72	Steve Bracey
1972-73	Sammy High
	Willie Biles
1973-74	Willie Biles
1974-75	Ken Smith
1976-77	Dan O'Leary (second-team)
1979-80	Bob Stevenson (second-team)
1980-81	Paul Pressey (first-team)
	Greg Stewart (second-team)
	David Brown (second-team)
1981-82	Paul Pressey (first-team)
	Greg Stewart (second-team)
1982-83	Steve Harris (first-team)
	Ricky Ross (second-team)
1983-84	Steve Harris (first-team)
	Ricky Ross (first-team)
1984-85	Steve Harris (first-team)
	Herbert Johnson (second-team)
1985-86	Tracy Moore (first-team)
	David Moss (second-team)
1986-87	David Moss (first-team)
	Tracy Moore (first-team)
	Brian Rahilly (second-team)
1987-88	Tracy Moore (first-team)
1988-89	Lamont Randolph (second-team)
	Ray Wingard (second-team)
1989-90	Lamont Randolph (second-team)
1990-91	Marcell Gordon (first-team)
1991-92	Mark Morse (first-team)
	Gary Collier (second-team)
1992-93	Mark Morse (first-team)
	Gary Collier (second-team)
1993-94	Gary Collier (first-team)
	Lou Dawkins (second-team)
1994-95	Shea Seals (first-team)
	Alvin "Pooh" Williamson (first-team)
1995-96	Shea Seals (first-team)

WAC

Year	Player
1996-97	Shea Seals (first-team/Mountain Division)
	Michael Ruffin (all-defensive team/Mountain Division)
1997-98	Michael Ruffin (first-team, all-defensive team/Pacific Division)
	Rod Thompson (second-team/Pacific Division)
	Eric Coley (all-defensive team/Pacific Division)
1998-99	Michael Ruffin (second-team, all-defensive team/Mountain Division)
	Brandon Kurtz (second-team, all-newcomer team/Mountain Division)
	Greg Harrington (all-newcomer team/Mountain Division)
1999-00	Eric Coley (first-team and all-defensive team)
	Brandon Kurtz (second-team)
	David Shelton (second-team and all-newcomer team)
	Tony Heard (all-defensive team)
2000-01	Kevin Johnson (second-team)
	Dante Swanson (all-defensive team)
2001-02	Greg Harrington (first-team)
	Kevin Johnson (second-team)
	Dante Swanson (second-team and all-defensive team)

2002-03	Kevin Johnson (first-team and all-defensive team)
	Dante Swanson (second-team)
	Jason Parker (second-team)
2003-04	Jason Parker (second-team)
	Jarius Glenn (all-defensive team)
2004-05	Jarius Glenn (all-defensive team)

C-USA

Year	Player
2006-07	Rod Earls (third-team)
	Ben Uzoh (all-freshman team)
2007-08	Ben Uzoh (second-team)
	Jerome Jordan (all-defensive team)
2008-09	Jerome Jordan (first-team and all-defensive team)
	Ben Uzoh (second-team)
2009-10	Ben Uzoh (first-team)
	Jerome Jordan, (second-team and all-defensive team)
2010-11	Justin Hurr (first-team)
	Jordan Clarkson (all-freshman team)
2011-12	Jordan Clarkson (first-team)
2012-13	James Woodard (all-freshman team)
	D'Andre Wright (all-freshman team)
2013-14	James Woodard (second-team)

Academic All-Conference

MVC

1987	David Moss
	Don Royster
1989	Jason Ludwig
	Alyn Thomsen
	Fallon Wacasey
1990	Brian Loyd
1991	Jason Ludwig
1992	Bennie Gibbs

WAC

1997	Jonnie Gendron
	Michael Ruffin
1998	Jonnie Gendron
	Michael Ruffin
1999	Michael Ruffin
	Shawn Williams
2001	Jack Ingram
	Jason Parker
2002	Jack Ingram
	Jason Parker
2003	Jason Parker
2004	Jason Parker
2005	Brett McDade
	Charles Ramsdell

C-USA

2007	Brett McDade
2009	Steven Idlet
	Sam Mitchell
2012	Steven Idlet

C-USA Commissioners Honor Roll

2006	Sean Coleman
	Brett McDade
	Sam Mitchell
	Charles Ramsdell
	Kyle Young
2007	Joey Kieval
	Brett McDade
	Sam Mitchell
	Charles Ramsdell
	Kyle Young
2008	Steven Idlet
	Bett McDade
	Sam Mitchell
	Ben Uzoh
2009	Steven Idlet
	Sam Mitchell
	Will Sanger
2010	Steven Idlet
	Kodi Maduka
	D.J. Magley
	Will Sanger
2011	Steven Idlet
	Kodi Maduka
	D.J. Magley
	Will Sanger
2012	Steven Idlet
	Will Sanger
2013	Jamie Booker
	Nick Wood
2014	Tarekeyi Edogi
	Lew Evans
	Emmanuel Ezechinonso
	Shaquille Harrison
	Nick Wood

CONFERENCE POSTSEASON TOURNAMENT HISTORY

MVC

Won 25, Lost 15

Four Championships: 1982, 1984, 1986, 1996

1977	Lost to West Texas State, 96-81, first round
1978	Lost to New Mexico State, 76-74, first round
1979	Lost to New Mexico State, 82-79, first round
1980	Lost to Bradley, 97-76, first round
1981	Defeated New Mexico State, 68-67, first round Lost to Creighton, 66-64, semifinals
1982	Defeated Creighton, 106-81, first round Defeated New Mexico State, 85-61, semifinals Defeated Illinois State, 90-77, championship
1983	Defeated Indiana State, 108-84, first round Defeated New Mexico State 49-48, semifinals Lost to Illinois State, 84-64, championship
1984	Defeated Indiana State, 110-99, first round Defeated Wichita State, 86-80, semifinals Defeated Creighton, 70-68, championship
1985	Defeated West Texas State, 74-69, first round Defeated Bradley, 85-77, semifinals Lost to Wichita State, 84-82, championship
1986	Defeated Indiana State, 68-50, first round Defeated Drake, 68-67, semifinals Defeated Bradley, 74-58, championship
1987	Defeated Southern Illinois, 61-56, semifinals Lost to Wichita State, 79-74 (OT), championship
1988	Lost to Wichita State, 74-66, first round
1989	Lost to Southern Illinois, 73-66, first round
1990	Defeated Bradley, 71-69, first round Lost to Southern Illinois, 75-65, semifinals
1991	Defeated Wichita State, 71-52, first round Lost to SW Missouri State, 82-80 (2OT), semifinals
1992	Defeated Indiana State, 77-65, first round Defeated Southern Illinois, 82-79, semifinals Lost to SW Missouri State, 71-68, championship
1993	Did Not Participate
1994	Defeated Drake, 91-82, first round Lost to Northern Iowa, 79-73, semifinals
1995	Defeated Wichita State, 77-63, first round Defeated Bradley, 89-80, semifinals Lost to Southern Illinois, 77-62, championship
1996	Defeated Evansville, 65-55, first round Defeated Illinois State, 69-52, semifinals Defeated Bradley, 60-46, championship

WAC

Won 12, Lost 8

One Championship: 2003

1997	Defeated UNLV, 68-65, quarterfinals Lost to TCU, 64-59, semifinals
1998	Defeated BYU, 59-56, first round Lost to New Mexico, 60-59, quarterfinals
1999	Defeated Fresno State, 85-56, quarterfinals Lost to Utah, 64-61 (OT), semifinals
2000	Defeated Rice, 71-51, quarterfinals Defeated TCU, 93-71, semifinals Lost to Fresno State, 75-72, championship
2001	Defeated San Jose State, 64-53, quarterfinals Defeated UTEP, 59-56, semifinals Lost to Hawaii, 78-72 (OT), championship
2002	Defeated Boise State, 72-53, quarterfinals Defeated Fresno State, 81-65, semifinals Lost to Hawaii, 73-59, championship
2003	Defeated UTEP, 81-47, quarterfinals Defeated Hawaii, 66-56, semifinals Defeated Nevada, 75-64, championship
2004	Lost to SMU, 79-60, first round
2005	Lost to Boise State, 83-73, first round

C-USA

Won 13, Lost 18

One Championship: 2014

2006	Lost to Southern Miss, 66-61, first round
2007	Defeated East Carolina, 65-50, first round Lost to Tulane, 58-56, quarterfinals
2008	Defeated East Carolina, 66-49, first round Defeated UAB, 78-68 (OT), quarterfinals Defeated UTEP, 64-62 (OT), semifinals Lost to Memphis, 77-51, championship
2009	Defeated Rice, 73-51, quarterfinals Defeated UAB, 70-67, semifinals Lost to Memphis, 64-39, championship
2010	Defeated Rice, 73-62, first round Defeated Marshall, 80-64, quarterfinals Lost to UTEP, 75-61, semifinals
2011	Defeated Rice, 81-72, quarterfinals Lost to UTEP, 66-54, semifinals
2012	Lost to Marshall, 105-100 (3OT), quarterfinals
2013	Defeated East Carolina, 79-72, quarterfinals Lost to Memphis, 85-74, semifinals
2014	Defeated Tulane, 70-49, quarterfinals Defeated Middle Tennessee, 76-69, semifinals Defeated Louisiana Tech, 69-60, championship

Tulsa's MVC Awards

MVC Coach of the Year

(since 1948-49)

1954-55	Clarence Iba
1966-67	Joe Swank
1968-69	Ken Hayes
1972-73	Ken Hayes
1980-81	Nolan Richardson
1984-85	Nolan Richardson
1986-87	J.D. Barnett
1993-94	Tubby Smith
1994-95	Tubby Smith

MVC Player of the Year

(since 1968-69)

1968-69	Bobby "Bingo" Smith, F
1981-82	Paul Pressey, G
1993-94	Gary Collier, F

MVC Newcomer of the Year

(since 1968-69)

1969-70	Dana Lewis, C
1980-81	Paul Pressey, G
1981-82	Steve Harris, G
1989-90	Reggie Shields, G
1991-92	Mark Morse, G
1993-94	Shea Seals, G

MVC Freshman of the Year

(since 1985-86)

1993-94	Shea Seals, G
---------	---------------

MVC Defensive Player of the Year

(since 1988-89)

1988-89	Michael Scott, F
1990-91	Michael Scott, F
1993-94	Lou Dawkins, G

Tulsa's WAC Awards

WAC Freshman of the Year

1998-99 Greg Harrington, G

WAC Coach of the Year

1999-00 Bill Self

Tulsa's C-USA Awards

C-USA Coach of the Year

2013-14 Danny Manning

C-USA Sixth Man of the Year

2005-06 Anthony Price, F
2009-10 Steven Idlet, F

C-USA Newcomer of the Year

2010-11 Scottie Haralson, G



TULSA'S NATIONAL RANKINGS

Tulsa Week-by-Week in the Associated Press Poll

1952-53

December	January	February	March
00 16 23 30 00	6 13 20 27 00	3 10 17 24 00	3 10 24 00 00
00 15 14 8 00	17 13 11 20 00	- 19 - - 00	- - - 00 00

1954-55

December	January	February	March
7 14 21 28	4 11 18 25	1 8 15 22	1 8
- - - -	- - - -	- - 19 19	15 16

1955-56

December	January	February	March
6 13 20 27	3 10 17 24 31	7 14 21 28	6
- - - -	15 - - - -	- - - -	-

1968-69 (not ranked preseason)

December	January	February	March
3 10 17 24 31	7 14 21 28	4 11 18 25	4
- - - - -	- 14 14 13	11 7 14 19	-

1981-82 (preseason ranking of 11th)

December	January	February	March
1 8 15 22 29	5 12 19 26	2 9 16 23	2 9
9 14 12 14 13	10 18 10 16	11 7 6 8	10 10

1982-83 (not ranked preseason or Nov. 30)

December	January	February	March
7 14 21 28	4 11 18 25	1 8 15 22	1 8 15
- - 20 19	- - - -	- - - -	- - - -

1983-84 (not ranked preseason or Nov. 29)

December	January	February	March
6 13 20 27	3 10 17 24 31	7 14 21 28	6 13
- - - -	- 20 13 12 11	12 12 10 9	12 12

1984-85 (not ranked preseason or Nov. 27)

December	January	February	March
4 11 18 25	1 8 15 22 29	5 12 19 26	5 12
- - - -	- - 20 17 12	17 15 12 15	15 18

1995-96 (not ranked preseason or Nov. 20, 27)

December	January	February	March
4 11 18 26	28 15 22 29	5 12 19 26	5 12
25	- - - -	- - - -	- -

1996-97 (not ranked preseason or Nov. 19)

December	January	February	March
26 3 10 17 24	7 14 21 28	4 11 18 25	4 11
22 21 - - -	- - 24 21	22 - - -	- -

1999-00 (not ranked preseason or Nov. 22, 29)

December	January	February	March
6 13 20 27	3 10 17 24 31	7 14 21 28	6 13
- - - 25	22 19 15 13 17	15 13 12 15	14 18

2002-03 (preseason ranking of 25th)

November	December	January	February	March
24	1 9 16 23 30	6 13 20 27	3 10 17 24	3 10 17
22	19 17 22 20 -	- - - -	- - - -	- - - -

TULSA'S CONFERENCE HISTORY

Tulsa's MVC Scoring Leaders

Year	Player	G	FG	FT	Points	AVG
1954-55	Bob Patterson	28	272	229	773	27.6
1968-69	Bobby "Bingo" Smith	27	281	99	661	24.5
1970-71	Dana Lewis	26	255	97	607	23.3
1972-73	Willie Biles	26	323	142	788	30.3
1973-74	Willie Biles	26	257	127	641	24.7
1974-75	Ken Smith	29	255	97	607	20.9

Tulsa's MVC Rebounding Leaders

Year	Player	G	REB	AVG
1960-61	Gene Estes	25	358	14.3


Tulsa's WAC Rebounding Leaders

Year	Player	G	REB	AVG
1998-99	Michael Ruffin	33	342	10.4

Tulsa's C-USA Scoring Leaders

Year	Player	G	FG	3PT	FT	Points	AVG
2010-11	Justin Hurtt	32	206	86	142	640	20.0

Justin Hurtt (2007-11) led Conference USA in scoring with a 20.0 points per game average during the 2010-11 season. He is seventh all-time at Tulsa with 1,542 points.



103 YEARS OF TULSA BASKETBALL HISTORY

Year	Coach	W-L	Points	Home	Away	Neutral	Conference Record	Conference Finish	Postseason
1907-08	W.R. Bergen	1-1	53-61	1-0	0-1	0-0	-	-	-
1908-09	W.R. Bergen	3-1	129-89	0-0	3-1	0-0	-	-	-
1910-13	No Varsity Teams Fielded								
1913-14	Harvey Allen	3-2	136-90	2-1	1-1	0-0	-	-	-
1914-15	Forest Rees	6-3	248-249	4-1	2-2	0-0	-	-	-
1915-16	Francis Schmidt	9-7	546-552	5-2	4-5	0-0	-	-	-
1916-17	Francis Schmidt	11-7	576-519	5-3	6-4	0-0	-	-	-
1917-18	Hal Mefford	1-5	153-235	0-0	1-5	0-0	-	-	-
1918-19	Francis Schmidt	5-3	292-277	3-2	2-1	0-0	-	-	-
1919-20	Francis Schmidt	16-3	684-462	6-1	10-2	0-0	-	-	-
1920-21	Francis Schmidt	18-2	737-484	8-0	9-1	1-1	-	-	Nat'l AAU Tourney
1921-22	Francis Schmidt	14-4	596-437	7-2	7-2	0-0	-	-	-
1922-23	Howard Acher	1-3	86-119	0-1	1-2	0-0	-	-	-
1923-24	Howard Acher	2-1	102-59	1-0	1-1	0-0	-	-	-
1924-25	Howard Acher	13-8	570-596	5-1	7-5	1-2	-	-	-
1925-26	J.B. Miller	7-10	510-593	3-4	4-6	0-0	-	-	-
1926-27	J.B. Miller	3-6	194-283	2-3	1-3	0-0	-	-	-
1927-28	J.B. Miller	2-12	370-485	2-7	0-5	0-0	-	-	-
1928-29	J.B. Miller	2-11	321-498	1-6	1-5	0-0	-	-	-
1929-30	J.B. Miller	2-6	247-302	2-3	0-3	0-0	-	-	-
1930-31	Oliver Hodge	10-4	348-325	4-2	6-2	0-0	-	-	-
1931-32	Oliver Hodge	10-7	495-435	5-1	5-6	0-0	-	-	-
1932-33	Chet Benefiel	11-6	515-491	5-2	6-4	0-0	-	-	-
1933-34	Chet Benefiel	6-8	316-333	3-2	3-6	0-0	-	-	-
1934-35	Chet Benefiel	6-10	383-503	4-3	2-7	0-0	-	-	-
1935-36	Chet Benefiel	6-14	520-590	2-5	3-6	1-3	5-7	5th	-
1936-37	Chet Benefiel	9-9	536-552	5-2	1-6	3-1	4-8	5th	-
1937-38	Chet Benefiel	12-10	713-684	3-6	7-2	2-2	8-6	3rd	-
1938-39	Chet Benefiel	15-8	786-703	6-1	6-6	3-1	8-6	3rd (tie)	-
1939-40	H.B. (Tex) Ryon	12-15	933-877	7-5	4-6	1-4	5-7	5th	-
1940-41	Jack Sterrett	12-9	733-747	6-2	4-5	2-2	7-5	3rd	-
1941-42	H.B. (Tex) Ryon	3-13	449-661	2-4	1-9	0-0	3-7	5th	-
1942-43	Mike Milligan	0-10	285-460	0-5	0-5	0-0	0-10	6th	-
1943-44	Woody West	5-3	343-319	2-1	3-2	0-0	5-3	3rd	-
1944-45	Paul Alyea	4-8	451-559	3-3	1-5	0-0	4-8	-	-
1945-46	Don Shields	6-12	700-766	4-4	1-8	1-0	3-9	7th	-
1946-47	Don Shields	5-19	913-1193	4-5	1-14	0-0	3-9	5th (tie)	-
1947-48	John Garrison	7-16	1026-1296	5-4	2-12	0-0	2-8	5th	-
1948-49	John Garrison	4-20	1077-1411	2-8	2-11	0-1	0-10	6th	-
1949-50	Clarence Iba	12-11	992-1027	5-5	5-5	2-1	3-9	6th	-
1950-51	Clarence Iba	10-17	1340-1419	7-4	2-11	1-2	4-10	6th (tie)	-
1951-52	Clarence Iba	14-10	1325-1243	8-4	5-5	1-1	5-5	3rd	-
1952-53	Clarence Iba	15-10	1657-1574	11-2	3-5	1-3	5-5	2nd (tie)	NIT
1953-54	Clarence Iba	15-14	1782-1810	8-4	4-9	3-1	5-5	3rd	-
1954-55	Clarence Iba	21-7	1816-1684	13-1	7-4	1-2	8-2	1st (tie)	NCAA
1955-56	Clarence Iba	16-10	1549-1537	9-4	5-6	2-0	4-8	5th	-
1956-57	Clarence Iba	8-17	1531-1644	5-9	3-8	0-0	5-9	5th (tie)	-
1957-58	Clarence Iba	7-19	1502-1653	5-6	1-11	1-2	4-10	6th (tie)	-
1958-59	Clarence Iba	10-15	1628-1712	8-5	1-8	1-2	2-12	7th (tie)	-
1959-60	Clarence Iba	9-17	1641-1849	5-5	2-11	2-1	5-9	6th	-

INTRO

PLAYERS

STAFF

REVIEW

AMERICAN ATHLETIC CONFERENCE

OPPONENTS

RECORDS

HISTORY



Year	Coach	W-L	Points	Home	Away	Neutral	Conference Record	Conference Finish	Postseason
1960-61	Joe Swank	8-17	1739-1861	6-6	1-10	1-1	2-10	6th	-
1961-62	Joe Swank	7-19	1680-1950	5-9	2-10	0-0	4-8	6th	-
1962-63	Joe Swank	17-8	1656-1595	12-1	5-7	0-0	5-7	5th	-
1963-64	Joe Swank	10-15	1992-2023	7-7	3-8	0-0	2-10	6th	-
1964-65	Joe Swank	14-11	1724-1591	10-2	3-8	1-1	7-7	5th (tie)	-
1965-66	Joe Swank	16-13	2075-2034	9-3	4-10	3-0	6-8	6th (tie)	-
1966-67	Joe Swank	19-8	1867-1724	10-4	9-3	0-1	10-4	2nd	NIT
1967-68	Joe Swank	11-12	1478-1493	8-5	2-7	1-0	5-11	7th	-
1968-69	Ken Hayes	19-8	2244-2101	12-1	6-6	1-1	11-5	3rd	NIT
1969-70	Ken Hayes	15-11	2057-1972	8-4	6-7	1-0	8-8	5th	-
1970-71	Ken Hayes	17-9	2188-2062	11-4	5-4	1-1	8-6	4th (tie)	-
1971-72	Ken Hayes	15-11	2126-2094	10-5	5-6	0-0	5-9	6th	-
1972-73	Ken Hayes	18-8	2218-2066	10-2	7-5	1-1	10-4	3rd (tie)	-
1973-74	Ken Hayes	18-8	2138-1935	11-4	6-3	1-1	7-6	3rd (tie)	-
1974-75	Ken Hayes	15-14	2360-2341	7-6	5-7	3-1	5-9	6th	-
1975-76	Jim King	9-18	2076-2123	6-6	1-10	2-2	4-8	4th (tie)	-
1976-77	Jim King	7-20	1970-2252	5-9	2-10	0-1	3-9	7th	-
1977-78	Jim King	9-18	1951-2086	7-6	2-11	0-1	7-9	7th	-
1978-79	Jim King	13-14	2192-2170	8-5	4-9	1-0	7-9	7th	-
1979-80	Jim King	6-12	1275-1357	5-4	1-8	0-0	3-6	--	-
	Bill Franey (interim)	2-7	689-750	2-2	0-5	0-0	2-5	8th (tie)	-
1980-81	Nolan Richardson	26-7	2656-2444	15-0	5-6	6-1	11-5	2nd (tie)	NIT Champion
1981-82	Nolan Richardson	24-6	2386-2075	19-0	5-5	0-1	12-4	2nd (tie)	NCAA
1982-83	Nolan Richardson	19-12	2373-2277	11-2	7-7	1-3	11-7	3rd (tie)	NIT
1983-84	Nolan Richardson	27-4	2816-2417	19-1	8-2	0-1	13-3	1st (tie)	NCAA
1984-85	Nolan Richardson	23-8	2527-2263	16-3	7-4	0-1	12-4	1st	NCAA
1985-86	J.D. Barnett	23-9	2089-1854	17-1	5-6	1-2	10-6	2nd (tie)	NCAA
1986-87	J.D. Barnett	22-8	2099-1902	14-2	7-5	1-1	11-3	1st	NCAA
1987-88	J.D. Barnett	8-20	1868-1954	7-7	0-10	1-3	4-10	7th	-
1988-89	J.D. Barnett	18-13	2046-2062	11-2	4-8	3-3	10-4	2nd (tie)	-
1989-90	J.D. Barnett	17-13	2243-2176	9-4	6-7	2-2	9-5	2nd (tie)	NIT
1990-91	J.D. Barnett	18-12	2298-2123	12-1	4-9	2-2	10-6	3rd	NIT
1991-92	Tubby Smith	17-13	2200-2120	8-7	7-5	2-1	12-6	4th (tie)	-
1992-93	Tubby Smith	15-14	2228-2168	11-2	4-11	0-1	10-8	4th	-
1993-94	Tubby Smith	23-8	2586-2268	9-3	10-2	4-3	15-3	1st	NCAA Sweet Sixteen
1994-95	Tubby Smith	24-8	2394-2156	11-1	8-4	5-3	15-3	1st	NCAA Sweet Sixteen
1995-96	Steve Robinson	22-8	2292-1950	11-3	8-4	3-1	12-6	3rd	NCAA
1996-97	Steve Robinson	24-10	2463-2141	13-1	7-5	4-4	12-4	2nd	NCAA Second Round
1997-98	Bill Self	19-12	2013-2115	11-4	6-6	2-2	9-5	3rd	-
1998-99	Bill Self	23-10	2319-2102	13-1	5-6	5-3	9-5	1st (tie)	NCAA Second Round
1999-00	Bill Self	32-5	2974-2326	14-1	10-3	8-1	12-2	1st	NCAA Elite Eight
2000-01	Buzz Peterson	26-11	2840-2539	16-3	6-8	4-0	10-6	2nd	NIT Champion
2001-02	John Phillips	27-7	2726-2363	13-3	10-3	4-1	15-3	1st (tie)	NCAA Second Round
2002-03	John Phillips	23-10	2423-2155	14-3	6-6	3-1	12-6	2nd (tie)	NCAA Second Round
2003-04	John Phillips	9-20	1982-2079	7-7	2-12	0-1	5-13	8th (tie)	-
2004-05	John Phillips	2-5	497-487	2-4	0-1	0-0	0-0	--	-
	Alvin "Pooh" Williamson (interim)	7-15	1573-1609	6-4	1-9	0-2	5-13	9th	-
2005-06	Doug Wojcik	11-17	1714-1833	8-5	3-11	0-1	6-8	6th (tie)	-
2006-07	Doug Wojcik	20-11	2120-1932	15-3	4-6	1-2	9-7	4th (tie)	-
2007-08	Doug Wojcik	25-14	2746-2542	18-2	3-11	4-1	8-8	6th (tie)	CBI Champion
2008-09	Doug Wojcik	25-11	2405-2210	15-2	7-7	3-2	12-4	2nd	NIT Second Round
2009-10	Doug Wojcik	23-12	2500-2284	16-2	5-7	2-3	10-6	5th	NIT First Round
2010-11	Doug Wojcik	19-13	2255-2165	12-4	4-8	3-1	11-5	2nd	-
2011-12	Doug Wojcik	17-14	2093-2001	10-5	6-6	1-3	10-6	3rd	-
2012-13	Danny Manning	17-16	2241-2249	9-5	6-8	2-3	8-8	5th	CBI First Round
2013-14	Danny Manning	21-13	2471-2299	11-3	6-7	4-3	13-3	1st (Tie)	NCAA Second Round
TOTALS		1360-1093	167,177-148,450	806-347 (.699)	427-638 (.401)	128-107 (.545)			28 Postseason Appearances

IN-SEASON TOURNAMENTS

1936 All-College Tournament

Dec. 30, 1936-Jan. 2, 1937
(3-1) at Oklahoma City, Okla.
Tulsa 42, Oklahoma Baptist 21
Tulsa 35, Northwestern Oklahoma 24
Tulsa 26, Baylor 23
Oklahoma A&M 40, Tulsa 17

1937 All-College Tournament

Dec. 27-30, 1937
(2-2) at Oklahoma City, Okla.
Tulsa 46, Panhandle State 21
Southwestern Kansas 45, Tulsa 38
Central Missouri State 40, Tulsa 37
Tulsa 27, Baylor 21

1938 All-College Tournament

Dec. 26-30, 1938
(4-1) at Oklahoma City, Okla.
Tulsa 39, West Texas State 32
Emporia State 37, Tulsa 25
Tulsa 37, Westminster College 21
Tulsa 40, Oklahoma City 32
Tulsa 34, Southwest Kansas 21

1939 Tulsa All-College Tournament

Dec. 20-23, 1939
(2-2) at Newblock Park, Tulsa, Okla.
Tulsa 44, Northeastern 17
Tulsa 34, Oklahoma Baptist 21
East Central 31, Tulsa 24
East Texas 45, Tulsa 43

1939 All-College Tournament

Dec. 28-31, 1939
(1-3) at Oklahoma City, Okla.
Baylor 46, Tulsa 32
North Texas State 31, Tulsa 28
Tulsa 59, Oklahoma City 28
West Texas State 42, Tulsa 30

1940 All-College Tournament

Dec. 27-30, 1940
(2-2) at Oklahoma City, Okla.
West Texas State 61, Tulsa 42
Tulsa 51, Baylor 47
Tulsa 37, New Mexico State 23
Central Missouri State 33, Tulsa 23

1949 Enid Intercollegiate

Tournament
Dec. 27-29, 1949
(2-1) at Enid, Okla.
Tulsa 45, NW Louisiana State 40
Tulsa 50, Washburn 42
Pittsburg State 52, Tulsa 45

1950 All-College Tournament

Dec. 27-29, 1950
(1-2) at Oklahoma City, Okla.
Arkansas 53, Tulsa 44
Tulsa 56, Oklahoma City 43
Vanderbilt 56, Tulsa 49

1951 All-College Tournament

Dec. 27-29, 1951
(2-1) at Oklahoma City, Okla.
Tulsa 62, Alabama 52
Tulsa 77, Idaho 75
Oklahoma City 52, Tulsa 41

1952 All-College Tournament

Dec. 29-31, 1952
(1-2) at Oklahoma City, Okla.
Wyoming 58, Tulsa 48
Western Kentucky 79, Tulsa 70
Tulsa 79, Bowling Green 75

1953 All-College Tournament

Dec. 28-30, 1953
(2-1) at Oklahoma City, Okla.
Santa Clara 58, Tulsa 43
Tulsa 76, Cincinnati 70
Tulsa 64, Mississippi 60

1954 All-College Tournament

Dec. 20-22, 1954
(1-2) at Oklahoma City, Okla.
Tulsa 69, Wyoming 64
George Washington 66, Tulsa 61
Oklahoma City 73, Tulsa 68

1955 All-College Tournament

Dec. 27-29, 1955
(3-0) at Oklahoma City, Okla.
Tulsa 60, Idaho State 59
Tulsa 68, Seattle 66
Tulsa 65, Oklahoma City 58

1957 All-College Tournament

Dec. 26-28, 1957
(1-2) at Oklahoma City, Okla.
Tulsa 64, Idaho State 54
Oklahoma City 48, Tulsa 41
Niagara 65, Tulsa 49

1958 All-College Tournament

Dec. 26-29, 1958
(1-2) at Oklahoma City, Okla.
Duquesne 78, Tulsa 67
Tulsa 80, Wichita State 75
Oregon 67, Tulsa 65

1959 All-College Tournament

Dec. 28-30, 1959
(2-1) at Oklahoma City, Okla.
Bowling Green 61, Tulsa 58
Tulsa 70, Clemson 52
Tulsa 75, Niagara 68

1960 All-College Tournament

Dec. 27-29, 1960
(1-2) at Oklahoma City, Okla.
New York University 70, Tulsa 61
Oklahoma City 83, Tulsa 62
Tulsa 81, TCU 65

1964 Hurricane Classic

Dec. 28-29, 1964
(1-1) at Miami, Fla.
Maryland 66, Tulsa 59
Tulsa 73, Yale 61

1965 Rainbow Classic

Dec. 27-30, 1965
(3-0) at Honolulu, Hawaii
Tulsa 92, Washington 76
Tulsa 78, Michigan State 67
Tulsa 70, St. Louis 64

1967 Volunteer Classic

Dec. 14-15, 1967
(1-1) at Knoxville, Tenn.
Tulsa 55, Army 53
Tennessee 56, Tulsa 48

1968 Trojan Classic

Dec. 27-28, 1968
(1-1) at Los Angeles, Calif.
Tulsa 81, UTEP 73
Southern Cal 99, Tulsa 88

1969 Liberty Bowl Classic

Dec. 10-11, 1969
(2-0) at Memphis, Tenn.
Tulsa 74, Arkansas 66
Tulsa 82, Memphis State 72

1970 Las Vegas Classic

Dec. 28-29, 1970
(1-1) at Las Vegas, Nev.
Tulsa 68, Long Beach State 61
Indiana State 79, Tulsa 72

1972 Lobo Classic

Dec. 29-30, 1972
(1-1) at Albuquerque, NM
Seattle 68, Tulsa 62
Tulsa 94, Dartmouth 63

1973 Pan American Classic

Dec. 28-29, 1973
(2-0) at Edinburg, Texas
Tulsa 106, Pan American 97
Tulsa 88, Texas A&M 67

1974 Rainbow Classic

Dec. 26-28, 1974
(2-1) at Honolulu, Hawaii
Villanova 88, Tulsa 85
Tulsa 82, San Jose State 74
Tulsa 81, Pennsylvania 75

1975 Cougar Classic

Dec. 12-13, 1975
(1-1) at Provo, Utah
St. John's 78, Tulsa 62
Tulsa 81, Long Beach State 74

1975 Sun Bowl Tournament

Dec. 19-20, 1975
(0-2) at El Paso, Texas
UTEP 77, Tulsa 67
Auburn 92, Tulsa 75

1978 Connecticut Mutual Classic

Dec. 29-30, 1978
(1-1) at New Haven, Conn.
Connecticut 89, Tulsa 68
Tulsa 77, Manhattan 74

1980 Oil Capital Classic

Dec. 12-13, 1980
(1-1) at Mabee Center, Tulsa, Okla.
Georgia 66, Tulsa 64
Tulsa 102, Tulane 85

1981 Oil Capital Classic

Dec. 11-12, 1981
(2-0) at Tulsa Convention Center
Tulsa 72, TCU 62
Tulsa 80, Oral Roberts 63

1982 Oil Capital Classic

Dec. 17-18, 1982
(2-0) at Mabee Center, Tulsa, Okla.
Tulsa 84, North Carolina 75
Tulsa 63, Oral Roberts 56

1982 Cabrillo Classic

Dec. 29-30, 1982
(0-2) at San Diego, Calif.
Vilanova 75, Tulsa 68
Florida State 96, Tulsa 80

1983 First Tulsa Classic

Dec. 9-10, 1983
(2-0) at Convention Center, Tulsa, Okla.
Tulsa 126, Long Island University 80
Tulsa 91, San Diego State 80

1984 First Tulsa Classic

Dec. 28-29, 1984
(2-0) at Convention Center, Tulsa, Okla.
Tulsa 86, East Carolina 63
Tulsa 92, Alcorn State 79

1985 Preseason NIT

Nov. 22-24, 1985
(1-1) at Cincinnati, Ohio
Tulsa 63, Dayton 60 (OT)
Louisville 80, Tulsa 74

1985 First Tulsa Classic

Dec. 27-28, 1985
(2-0) at Tulsa Convention Center
Tulsa 81, McNeese State 62
Tulsa 67, Jacksonville 57

1986 Fleet Classic

Nov. 28-29, 1986
(2-0) at Providence, RI
Tulsa 70, Xavier (Ohio) 60
Tulsa 82, Providence 74

1986 First Tulsa Classic

Dec. 29-30, 1986
(2-0) at Tulsa Convention Center
Tulsa 79, William & Mary 60
Tulsa 68, Colorado State 61

1987 Cactus Classic

Dec. 4-5, 1987
(1-1) at Tempe, Ariz.
Richmond 64, Tulsa 60
Tulsa 67, San Diego State 59

INTRO

PLAYERS

STAFF

REVIEW

AMERICAN ATHLETIC
CONFERENCE

OPPONENTS

RECORDS

HISTORY

IN-SEASON TOURNAMENTS

1987 First Tulsa Classic

Dec. 27-28, 1987

(2-0) at Tulsa Convention Center
Tulsa 73, Grambling 70
Tulsa 82, Southern Mississippi 81

1988 Hilltopper Classic

Dec. 2-3, 1988

(1-1) at Bowling Green, Ky.
Murray State 86, Tulsa 63
Tulsa 81, Drexel 65

1988 Rainbow Classic

Dec. 28-30, 1988

(2-1) at Honolulu, Hawaii
Illinois 85, Tulsa 58
Tulsa 75, Houston 71
Tulsa 75, Southern California 71

1989 All-College Tournament

Dec. 29-30, 1989

(1-1) at Oklahoma City, Okla.
Tulsa 73, Arkansas State 61
Oklahoma 99, Tulsa 78

1990 All-College Tournament

December 28-29, 1990

(1-1) at Oklahoma City, Okla.
Tulsa 92, Alabama-Birmingham 86
Oklahoma 112, Tulsa 99

1992 Hawaii Tipoff Classic

December 4-6, 1992

(0-2) at Honolulu, Hawaii
Long Beach State 72, Tulsa 69
Hawaii 87, Tulsa 69

1993 All-College Tournament

December 29-30, 1993

(1-1) at Oklahoma City, Okla.
Tulsa 96, Texas Tech 77
Oklahoma 95, Tulsa 76

1995 All-College Tournament

January 6-7, 1995

(1-1) at Oklahoma City, Okla.
Tulsa 107, TCU 95
Oklahoma 76, Tulsa 61

1996 Preseason NIT

Nov. 20-29, 1996

(3-1) Tulsa 77, UCLA 76 (OT) @ Los Angeles, Calif.
Tulsa 72, Oklahoma State 54 @ Convention Center, Tulsa, Okla.
Duke 72, Tulsa 67 @ New York, NY
Tulsa 55, Evansville 51 @ New York, NY

1996 All-College Tournament

Dec. 27-28, 1996

(2-0) at Oklahoma City, Okla.
Tulsa 79, Southwest Texas State 60
Tulsa 78, Oklahoma 75

1997 Top of the World Classic

Nov. 21-23, 1997

(2-1) at Fairbanks, Alaska
Gonzaga 78, Tulsa 40
Tulsa 66, Alaska-Fairbanks 61
Tulsa 72, Duquesne 52

1998 Blue & Gold Coca Cola Classic

Dec. 4-5, 1998

(2-0) at Milwaukee, Wis.
Tulsa 72, Vermont 61
Tulsa 67, Marquette 51

1998 Pearl Harbor Classic

Dec. 21-23, 1998

(2-1) at Laie, Hawaii
Tulsa 84, Texas Tech 50
Michigan State 68, Tulsa 58
Tulsa 59, Oregon State 57

1999 Puerto Rico Holiday Classic

Dec. 21-23, 1999

(3-0) at Bayamon, Puerto Rico
Tulsa 80, Boston College 66
Tulsa 76, UNC Charlotte 61
Tulsa 88, Tennessee 68

2000 NABC Classic

Nov. 10-11, 2000

(1-1) at Chapel Hill, NC
Tulsa 69, Arizona State 67
North Carolina 91, Tulsa 81

2000 Gazette Hawkeye Classic

Dec. 1-2, 2000

(1-1) at Iowa City, Iowa
Tulsa 65, Santa Clara 59
Iowa 66, Tulsa 65

2001 Yahoo Sports Invitational

Dec. 20-22, 2001

(3-0) at Laie, Hawaii
Tulsa 80, Buffalo 75
Tulsa 92, Montana 82
Tulsa 88, BYU-Hawaii 67

2002 South Padre Island Classic

Nov. 23-24, 2002

(2-0) at South Padre, Texas
Tulsa 71, New Mexico State 61
Tulsa 80, Texas-Pan American 50

2004 Preseason NIT

Nov. 16, 2004

(0-1) at Tulsa, Okla.
Wright State 72, Tulsa 66 (OT)

2004 All-College Classic

Dec. 28, 2004

(0-1) at Oklahoma City, Okla.
Oklahoma 70, Tulsa 64

2007 CBE Classic

Nov. 11-12, 2007

(1-1) at College Park, Md.
Hampton 72, Tulsa 55
Tulsa 83, North Florida 66

2008 South Padre Island Classic

Nov. 28-29, 2008

(1-1) at South Padre Island, Texas
Tulsa 67, Texas A&M 56
Illinois 48, Tulsa 44

2009 Las Vegas Classic

Dec. 22-23, 2009

(0-2) at Las Vegas, Nev.
Nebraska 74, Tulsa 70
Nevada 99, Tulsa 68

2010 '76 Classic

Nov. 25-28, 2010

(2-1) at Anaheim, Calif.
UNLV 80, Tulsa 71
Tulsa 65, Stanford 53
Tulsa 80, Cal State-Northridge 63

2011 Charleston Classic

Nov. 17-20, 2011

(1-2) at Charleston, S.C.
Tulsa 65, Western Kentucky 49
Northwestern 69, Tulsa 65
Saint Joseph's 79, Tulsa 75

2012 NUCDF Basketball Challenge

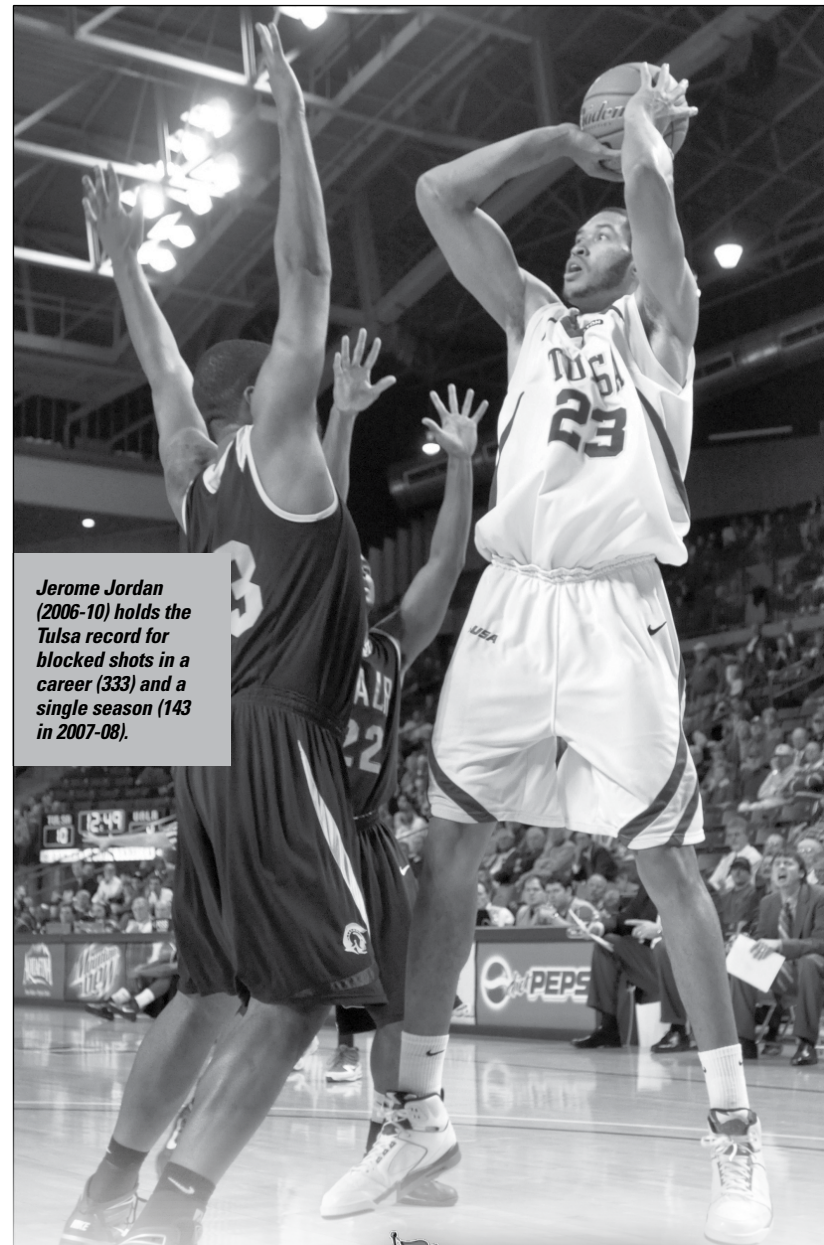
Nov. 15-17, 2012

(2-1) at San Diego, Calif.
Tulsa 76, Northern Kentucky 56
Tulsa 63, San Diego 51
Cal State Northridge 92, Tulsa 76

2013 Great Alaska Shootout

Nov. 27-30, 2013

(1-2) at Anchorage, Alaska
Tulsa 63, Indiana State 62
TCU 72, Tulsa 65
Green Bay 67, Tulsa 59



Jerome Jordan (2006-10) holds the Tulsa record for blocked shots in a career (333) and a single season (143 in 2007-08).

CONFERENCE TOURNAMENTS

1977 MVC Tournament

Feb. 28, 1977 @ Amarillo, Texas
(0-1, lost in first round)
West Texas State 96, Tulsa 81

1978 MVC Tournament

Feb. 27, 1978 @ Las Cruces, NM
(0-1, lost in first round)
New Mexico State 76, Tulsa 74

1979 MVC Tournament

Feb. 27, 1979 @ Las Cruces, NM
(0-1, lost in first round)
New Mexico State 82, Tulsa 79

1980 MVC Tournament

Feb. 26, 1980
(0-1, lost in first round)
Bradley 97, Tulsa 76 @ Peoria, Ill.

1981 MVC Tournament

Mar. 3-5, 1981
(1-1, lost in semifinals)
Tulsa 68, New Mexico State 67
@ Tulsa, Okla.
Creighton 66, Tulsa 64 @ Omaha, Neb.

1982 MVC Tournament

Mar. 2-6, 1982 @ Tulsa, Okla.
(3-0, Champions)
Tulsa 106, Creighton 81
Tulsa 85, New Mexico State 61
Tulsa 90, Illinois State 77

1983 MVC Tournament

Mar. 8-12, 1983
(2-1, lost in finals)
Tulsa 108, Indiana State 84 @ Tulsa, Okla.
Tulsa 49, New Mexico State 48
@ Las Cruces, NM
Illinois State 84, Tulsa 64 @ Normal, Ill.

1984 MVC Tournament

Mar. 5-9, 1984 @ Tulsa, Okla.
(3-0, Champions)
Tulsa 110, Indiana State 99
Tulsa 86, Wichita State 80
Tulsa 70, Creighton 68

1985 MVC Tournament

Mar. 5-7, 1986 @ Tulsa, Okla.
(2-1, lost in finals)
Tulsa 74, West Texas State 69
Tulsa 85, Bradley 77
Wichita State 84, Tulsa 82

1986 MVC Tournament

Mar. 3-5, 1986 @ Tulsa, Okla.
(3-0, Champions)
Tulsa 68, Indiana State 50
Tulsa 68, Drake 67
Tulsa 74, Bradley 58

1987 MVC Tournament

Mar. 2-4, 1987 @ Tulsa, Okla.
(1-1, lost in finals)
Tulsa 61, Southern Illinois 56
Wichita State 79, Tulsa 74 (OT)

1988 MVC Tournament

Mar. 5, 1988 @ Peoria, Ill.
(0-1, lost in first round)
Bradley 67, Tulsa 62

1989 MVC Tournament

Mar. 4, 1989 @ Wichita, Kan.
(0-1, lost in first round)
Southern Illinois 73, Tulsa 66

1990 MVC Tournament

Mar. 3-5, 1990 @ Normal, Ill.
(1-1, lost in semifinals)
Tulsa 71, Bradley 69
Southern Illinois 75, Tulsa 65

1991 MVC Tournament

Mar. 2-3, 1991 @ St. Louis, Mo.
(1-1, lost in semifinals)
Tulsa 71, Wichita State 52
SW Missouri State 82, Tulsa 80 (2 OT)

1992 MVC Tournament

Mar. 7-9, 1992 @ St. Louis, Mo.
(2-1, lost in finals)
Tulsa 77, Indiana State 65
Tulsa 82, Southern Illinois 79
SW Missouri State 71, Tulsa 68

1994 MVC Tournament

Mar. 5-6, 1994 @ St. Louis, Mo.
(1-1, lost in semifinals)
Tulsa 91, Drake 82
Northern Iowa 79, Tulsa 73

1995 MVC Tournament

Mar. 4-6, 1995 @ St. Louis, Mo.
(2-1, lost in finals)
Tulsa 77, Wichita State 63
Tulsa 89, Bradley 80
Southern Illinois 77, Tulsa 62 @ St. Louis, Mo.

1996 MVC Tournament

Mar. 2-4, 1996 @ St. Louis, Mo.
(3-0, Champions)
Tulsa 66, Evansville 65
Tulsa 69, Illinois State 52
Tulsa 60, Bradley 46

1997 WAC Tournament

Mar. 4-8, 1997 @ Las Vegas, Nev.
(1-1, lost in semifinals)
Tulsa 68, UNLV 65
TCU 64, Tulsa 59

1998 WAC Tournament

Mar. 3-7, 1998 @ Las Vegas, Nev.
(1-1, lost in quarterfinals)
Tulsa 59, BYU 56
New Mexico 60, Tulsa 59

1999 WAC Tournament

Mar. 2-6, 1999 @ Las Vegas, Nev.
(1-1, lost in semifinals)
Tulsa 85, Fresno State 56
Utah 64, Tulsa 61

2000 WAC Tournament

Mar. 9-11, 2000 @ Fresno, Calif.
(2-1, lost in finals)
Tulsa 71, Rice 51
Tulsa 93, TCU 71
Fresno State 75, Tulsa 72

2001 WAC Tournament

Mar. 8-10, 2001 @ Tulsa, Okla.
(2-1, lost in finals)
Tulsa 64, San Jose State 53
Tulsa 59, UTEP 56
Hawaii 78, Tulsa 72 (OT)

2002 WAC Tournament

Mar. 5-9, 2002 @ Tulsa, Okla.
(2-1, lost in finals)
Tulsa 72, Boise State 53
Tulsa 81, Fresno State 65
Hawaii 73, Tulsa 59

2003 WAC Tournament

Mar. 11-15, 2003 @ Tulsa, Okla.
(3-0, Champions)
Tulsa 81, UTEP 47
Tulsa 66, Hawaii 56
Tulsa 75, Nevada 64

2004 WAC Tournament

Mar. 9-13, 2004 @ Fresno, Calif.
(0-1, lost in first round)
SMU 79, Tulsa 60

2005 WAC Tournament

Mar. 8-12, 2005 @ Reno, Nev.
(0-1, lost in first round)
Boise State 83, Tulsa 73

2006 C-USA Tournament

Mar. 8-11, 2006 @ Memphis, Tenn.
(0-1, lost in first round)
Southern Miss 66, Tulsa 61

2007 C-USA Tournament

Mar. 7-10, 2007 @ Memphis, Tenn.
(1-1, lost in quarterfinals)
Tulsa 65, East Carolina 50
Tulane 58, Tulsa 56

2008 C-USA Tournament

Mar. 12-15, 2008 @ Memphis, Tenn.
(3-1, lost in finals)
Tulsa 66, East Carolina 49
Tulsa 78, UAB 68 (OT)
Tulsa 64, UTEP 62 (OT)
Memphis 77, Tulsa 51

2009 C-USA Tournament

Mar. 11-14, 2009 @ Memphis, Tenn.
(2-1, lost in finals)
Tulsa 73, Rice 51
Tulsa 70, UAB 67
Memphis 64, Tulsa 39

2010 C-USA Tournament

Mar. 10-13 @ Tulsa, Okla.
(2-1, lost in semifinals)
Tulsa 73, Rice 62
Tulsa 80, Marshall 64
UTEP 75, Tulsa 61

2011 C-USA Tournament

Mar. 9-12 @ El Paso, Texas
(1-1, lost in semifinals)
Tulsa 81, Rice 72
UTEP 66, Tulsa 54

2012 C-USA Tournament


Mar. 8-11 @ Memphis, Tenn.
(0-1, lost in quarterfinals)
Marshall 105, Tulsa 100 (3OT)

2013 C-USA Tournament

Mar. 13-16 @ Tulsa, Okla.
(1-1, lost in semifinals)
Tulsa 79, East Carolina 72
Memphis 85, Tulsa 74

2014 C-USA Tournament

Mar. 13-15 @ El Paso, Texas
(3-0, champions)
Tulsa 70, Tulane 49
Tulsa 76, Middle Tennessee 69
Tulsa 69, Louisiana Tech 60



Ben Uzoh (2007-10) shares the Tulsa career record for games played (141), and ranks in the top-10 in career points, rebounds, assists, steals and blocked shots.

NCAA, NIT AND CBI TOURNAMENTS

1953 NIT

Mar. 7, 1953

(0-1) at New York, NY
Duquesne 89, Tulsa 60

1955 NCAA West Region

Mar. 11-12, 1955

(1-1) at Manhattan, Kan.
Colorado 69, Tulsa 59
Tulsa 68, Southern Methodist 67

1967 NIT

Mar. 15, 1967

(0-1) at New York, NY
Marquette 64, Tulsa 60

1969 NIT

Mar. 13, 1969

(0-1) at New York, NY
St. Peter's 75, Tulsa 71

1981 NIT

Mar. 13-25, 1981

(5-0, Champions)
Tulsa 81, Pan American 71
@ Mabee Center, Tulsa, Okla.
Tulsa 72, UTEP 67 @ Mabee Center,
Tulsa, Okla. Tulsa 69, South Alabama 68
@ Mabee Center, Tulsa, Okla.
Tulsa 89, West Virginia 87 @ New
York, NY
Tulsa 86, Syracuse 84 (OT) @ New
York, NY

1982 NCAA Midwest Region

Mar. 13, 1982

(0-1) at Mabee Center, Tulsa, Okla.
Houston 78, Tulsa 74

1983 NIT

Mar. 16, 1983

(0-1) at Mabee Center, Tulsa, Okla.
TCU 64, Tulsa 62

1984 NCAA Mideast Region

Mar. 18, 1984

(0-1) at Milwaukee, Wis.
Louisville 69, Tulsa 67

1985 NCAA West Region

Mar. 15, 1985

(0-1) at Albuquerque, NM
UTEP 79, Tulsa 75

1986 NCAA East Region

Mar. 14, 1986

(0-1) at Syracuse, NY
Navy 87, Tulsa 68

1987 NCAA West Region

Mar. 13, 1987

(0-1) at Tucson, Ariz.
Oklahoma 74, Tulsa 69

1990 NIT

Mar. 15, 1990

(0-1) at Stillwater, Okla.
Oklahoma State 83, Tulsa 74

1991 NIT

Mar. 14, 1991

(0-1) at Norman, Okla.
Oklahoma 111, Tulsa 86

1994 NCAA Midwest Region

Mar. 18-20, 1994

(2-1, advanced to Sweet 16)
Tulsa 112, UCLA 102 @
Oklahoma City, Okla.
Tulsa 82, Oklahoma State 80
@ Oklahoma City, Okla.
Arkansas 103, Tulsa 84 @ Dallas, Texas

1995 NCAA East Region

Mar. 17-19, 1995

(2-1, advanced to Sweet 16)
Tulsa 68, Illinois 62 @ Albany, NY
Tulsa 64, Old Dominion 52 @ Albany, NY
Massachusetts 76, Tulsa 51 @ East
Rutherford, NJ

1996 NCAA Midwest Region

Mar. 15, 1996

(0-1) at Milwaukee, Wis.
Louisville 82, Tulsa 80 (OT)

1997 NCAA Midwest Region

Mar. 14-16, 1997

(1-1) at Kansas City, Mo.
Tulsa 81, Boston U. 52
Clemson 65, Tulsa 59

1999 NCAA East Region

Mar. 12-14, 1999

(1-1) at Charlotte, N.C.
Tulsa 62, College of Charleston 53
Duke 97, Tulsa 56

2000 NCAA South Region

Mar. 17-19 & 24-26, 2000

(3-1, advanced to Elite Eight)
Tulsa 89, UNLV 62 @ Nashville, Tenn.
Tulsa 69, Cincinnati 61 @ Nashville, Tenn.
Tulsa 80, Miami (Fla.) 71 @ Austin, TX
No. Carolina 59, Tulsa 55 @ Austin, TX

2001 NIT

Mar. 14-29, 2001

(5-0 Champions)
Tulsa 75, UC Irvine 71 @ Tulsa, Okla.
Tulsa 76, Minnesota 73 (OT)
@ Minneapolis, Minn.
Tulsa 77, Mississippi State 75
@ Starkville, Miss.
Tulsa 72, Memphis 64 @ NY, NY
Tulsa 79, Alabama 60 @ NY, NY

2002 NCAA

Mar. 14-16, 2002

(1-1) at St. Louis, Mo.
Tulsa 71, Marquette 69
Kentucky 87, Tulsa 82

2003 NCAA

Mar. 20-22, 2003

(1-1) at Spokane, Wash.
Tulsa 84, Dayton 71
Wisconsin 61, Tulsa 60

2008 CBI

Mar. 19-Apr. 4, 2008

(5-1 Champions)
Tulsa 61, Miami-Ohio 45 @ Tulsa
Tulsa 69, Utah 60 @ Tulsa
Tulsa 73, Houston 69 @ Tulsa
Tulsa 73, Bradley 68 @ Tulsa
Bradley 83, Tulsa 74 @ Peoria, Ill.
Tulsa 70, Bradley 64 @ Tulsa

2009 NIT

Mar. 18-20, 2009

(1-1)
Tulsa 68, Northwestern 59 @ Tulsa
Auburn 74, Tulsa 55 @ Auburn, Ala.

2010 NIT

Mar. 17, 2010

(0-1) at Kent, Ohio
Kent State 75, Tulsa 74

2013 CBI


Mar. 16, 2013

(0-1) at Dayton, Ohio
Wright State 72, Tulsa 52

2014 NCAA South Region

Mar. 21, 2014

(0-1) at San Diego, Calif.
UCLA 76, Tulsa 59



Greg Stewart (1980-82)
was the MVP of the
1981 NIT Championship.

TULSA'S ALL-TIME ROSTER (players listed through the 2013-14 season)

A

Zack Adams (1974-77)
 Hiram Alexander (1930)
 Leon Alvoid (1974-76)
 Browne Amburn (1940)
 Carl Ammons (1916-17)
 Mike Anderson (1980-82)
 Jerry Anderson (1957-58)
 Ray Andrasco (1959-60)
 Jerry Andress (1952-56)
 Glenn Andrews (2007-10)
 Pete Arato (1961-63)
 Charles Archambo (1951-53)
 Marcus Arrington (1949-53)
 Mike Arrison (1969-73)
 Tom Askew (1951-52)
 Blake Ashdown (1970-71)

B

Schley Babin (1948-49)
 Don Bailey (1930)
 Yusuf Baker (2004-05)
 Harold Balcom (1920-23)
 Steve Ballard (1980-83)
 Marvin Barish (1946-47)
 Mike Barker (1961-63)
 Blondy Baruti (2010-12)
 Armond Battle (2008-09)
 Bassel Bawji (2008-09)
 Elmer Bayhille (1922)
 Ken Beach (1978-80)
 Kris Beaudette (1988-89)
 Robert Bell (1997-99)
 Sam Belt (2003-04)
 Tom Bender (1962-67)
 Chester Benefield (1930)
 Zac Bennett (1995-99)
 Larry Berke (1962-63)
 Willie Biles (1971-74)
 Richard Bischoff (1953-55)
 Jimmy Bishop (1974-76)
 Kauri Black (2012-13)
 Allen Blackmon (1972-75)
 Kyle Blankenship (2001-05)
 Stanley Blumenfeld (1970-75)
 Dewayne Bonner (1992-95)
 Tom Bonnet (1940)
 Jamie Booker (2011-13)
 J.R. Boone (1947-48)
 Junior Born (1953-57)
 Marlin Box (1960-61)
 Steve Bracey (1966-72)
 Don Brandsgaard (1970-71)
 Dell Bray (1978-79)
 John Brechin (1948-49)
 George Briggs (1948-49)
 Billy Brown (1986-87)
 Charles Brown (1946-47)
 David Brown (1980-82)
 Jack Brown (1940)
 James Brown (1926)
 Claude Brownfield (1922, '26)
 John Buckwalter (1986-87)
 Byron Boudreaux (1983-87)
 Don Buenzow (1952-56)

Mike Burkett (1965-68)
 Mark Butterworth (1973-74)
 Dominick Byrd (1991-92)

C

Herman Callands (1964-66)
 Don Cannon (1949-52)
 Chris Cantrell (1979-80)
 Brian Cardwell (2003-05)
 Gerald Carrens (1946-48)
 Tim Carson (1971-75)
 Ron Carson (1967-70)
 Delbert Cearley (1946-47)
 Chuck Celestine (1984-86)
 Larry Cheatham (1965-69)
 Clyde Chronister (1946-48)
 Johnny Clarke (1947-48)
 Jordan Clarkson (2010-12)
 George Clausen (1957-58)
 John Clemens (1960-61)
 Jim Clesson (1970-72)
 Craig Cleveland (1991-92)
 Jairus Coleman (2011-12)
 Sean Coleman (2005-07)
 Eric Coley (1996-00)
 Gary Collier (1990-94)
 Pete Collier (1955-58)
 Seneca Collins (2002-05)
 Robert Compton (1971-74)
 Melvin Conway (1988-89)
 Clifford Cook (1946-48)
 Sam Cooke (1948-49)
 Joe Cooper (1978-79)
 Mike Cordes (1970-71)
 John Cornwell (1995-99)
 Dick Courter (1951-55)
 Johnny Craven (1980-82)
 Adrian Crawford (1996-97)
 Howard Crow (1940)
 Darold Crow (2005-07)
 Francis Crowder (1926)
 Al Cueto (1967-69)
 J.R. Cunningham (1996-98)
 Eli Curtis (1967-69)

Marquel Curtis (2013-pres.)

D

Bennie Darter (1972-73)
 Bruce Davis (1965-69)
 Charlie Davis (1999-03)
 Vernell Davis (2004-05)
 Lou Dawkins (1989-94)
 Darrel Day (1956-57)
 Daryl Deckard (1984-86)
 Gene Demaree (1964-66)
 Don Denton (1954-55)
 Pete DeWitt (1956-57)
 Glenn Dille (1954-55)
 Sherman Dillard (1964-66)
 John Dixon (1959-60)
 Jack Dobbins (1976-78)
 Mike Dobbins (1972-75)
 Edward Domingues (1916-17)
 Jack Donaldson (1940)
 Duane Downer (1953-57)

Ed Dubie (1930)
 Theodore Dukes (1926)
 J.C. Duncan (1952-56)
 Terry Dunham (1965-67)
 Paul Dunham (1920)

E

Rod Earls (2005-08)
 Jimmy Edelen (1972-76)
Tarekeyi Edogi (2013-pres.)
 Jack Egan (1948-49)
 Clarence Ehlers (1938-40)
 Russell Ellis (1960-62)
 William Elliott (1951-55)
 Mike Eppler (1965-66)
 Gene Estes (1957-61)
 Tom Eтчison (1990-91)
 Jerry Evans (1953-57)
Emmanuel Ezechinonso (2013-pres.)

F

Mike Farrand (1955-57)
 Bob Fedorko (1964-65)
 Everett Fiest (1916-17)
 Jim Finks (1946-49)
 LaRue Finley (1930)
 Roger Flore (1961-62)
 Anthony Fobbs (1983-87)
 Earl Foy (1916-17)
 Vernon Furlow (1964-65)

G

Jonnie Gendron (1995-99)
 Bennie Gibbs (1990-92)
 Kenneth Gibson (1940)
 John Gibson (1976-79)
 Jamie Gillin (1994-1998)
 Mark Giorgi (1988-90)
 Jarius Glenn (2001-05)
 Oswaldo Gonzalez (2003-05)
 Bob Goodall (1956-60)
 Don Gore (1953-57)
 Marcell Gordon (1989-90)
 Kevin Grawer (1993-95)
 Percy Lee Gray (1923-26)
 Roger Gray (1966-69)
 Norman Grey (1966-67)
 Tom Grisham (1930)
 Ray Gross (1956-60)
 Ivan Grove (1915-17, 1920)
 Carlos Gripado (1961-65)

H

Jerry Hacker (1951-55)
 Charles Hall (1968-69)
 Ashton Hall (2005)
 Jake Halter (1947-48)
 Kevin Hamilton (1975-77)
 Marshall Hamilton (1926)
 Julian Hammond (1964-66)
 Dave Hampton (1954-56)
 Joyce Handley (1920)
 Ralph Hanley (1914-17)
 Antonio Hanson (2005-06)
 Scottie Haralson (2009-13)

Leland Harms (1955-58)
 Clester Harrington (1954-58)
 Greg Harrington (1998-02)
 Steve Harris (1981-85)
Shaquille Harrison (2012-pres.)
 Creason Hay (1982-83)
 Jo Haynes (1946-47)
 Tony Heard (1998-00)
 Raymond Heath (1960-63)
 Shane Heirman (2007-11)
 Cornal Henderson (1989-90)
 Jack Hensley (1950-54)
 Joe Herchko (1967-69)
 Craig Hernadi (1991-95)
 John Herndon (1967-71)
 Gary Hevelone (1959-63)
 David Hickman (1959-61)
 Samuel High (1972-74)
 Mark Hill (2006-07)
 Marcus Hill (1997-01)
 Anthony Hines (1988-90)
 Oliver Hodge (1930)
 Billy Hogue (1955-58)
 Tom Holliday (1949-53)
 Demario Hooper (1999-2000)
 Steve Hopkins (1971-73)
 Bob Horn (1969-71)
 Bill Howard (1961-63)
 Leo Howard (1930)
 Victor Howell (1986-87)
 James Hudson (1977-78)
 Floyd Huffines (1958-62)
 Jodie Huffman (1991-94)
 Barrett Hunter (2009-11, 12-14)
 Anthony Hurd (1984-85)
 Justin Hurtt (2007-11)

I

Gene Iba (1958-61)
 Steven Idlet (2007-12)
 Jack Ingram (2000-02)
 David Inkster (1958-60)
 Phillip Irvin (1920)
 JT Ivie (2000-02)

J

Stan Jackson (1968-69)
 Deion James (2004-06)
 Carl Jech (1964-65)
 Ellis Jenkins (1950-54)
 Wade Jenkins (1987-91)
 Lloyd Jernigan (1948-49)
 John Jobe (1951-55)
 Jim Jones (1954-58)
 John Jones (1959-62)
 Zackery Jones (1973-75)
 Gene Johnson (1947-49)
 Greg Johnson (1986-87)
 Darrel Johnson (1973-76)
 Herbert Johnson (1981-85)
 Kevin Johnson (1998-03)
 Kwanza Johnson (1993-95)
 Lester Johnson (1977-80)
 Richard Johnson (1990-91)



Rodney Johnson (1986-87)
Melvin Johnston (1953-56)
Jerome Jordan (2006-10)

K

Frank Kallmeyer (1952-54)
Charles Keck (1920)
Aliou Keita (2002-03)
Joey Kieval (2005-08)
Gene Kellett (1948-49)
Kenneth Kelley (2003-04)
Lyle Kelly (1961-65)
Hawley Kerr (1920-22)
Billy Keys (1977-80)
Bill King (1940)
James King (1959-63)
Zeldric King (2012-13)
Bob Kirberger (1946-47)
Don Kirberger (1948-49)
Jeff Kovach (1977-81)
Jim Krouse (1953-56)
Brandon Kurtz (1998-00)
Bill Kusleika (1962-63)

L

Jim Lacey (1976-81)
Ralph Lamb (1920-22)
Harry Lampich (1940)
David Lampton (1981-82)
Rich Lange (1975-78)
Clifford Langford (1984-85)
Brad Laraba (1980-81)
Ken Leatherman (1953-55)
Marqus Ledoux (1999-03)
Burrell Lewis (1946-47)
Dana Lewis (1969-71)
Ed Lindblad (1977-81)
Tony Liscio (1959-60, 61-62)
Preston Littrell (1930)
Mike Lofstrom (1969-72)
Brian Loyd (1986-90)
Cordell Love (1991-95)
Bill Lucas (1958-62)
Jason Ludwig (1988-92)

Mc

James McCallop (1989-90)
Jamel McLean (2006-07)
Brett McDade (2003-08)
DeAngelo McDaniel (1998-01)
Steve McDowell (1976-79)
Carlton McKinney (1983-85)
Artie McLlroy (1972-76)
John McIntosh (1965-67)
Stan McLaughlin (1971-74)
Don McMullen (1970-71)
Ron McMullen (1970-71)
Bill McNutt (1922)

M

Tom Maddox (1964-65)
Kodi Maduka (2009-12)
D.J. Magley (2009-12)
Rafael Maldonado (1992-97)
Jeff Malham (1991-94)
Jay Malham (1992-94)
Rasheed Malik (1994-95)
Jerry Maloy (1958-62)
Antonio Malveaux (1979-80)

Paul Marks (1940)
Charles Marlen (1956-58)
Mike Marrs (1964-68)
Rinne Martin (1964-67)
Gianni Martins (2001-02)
Donte Medder (2009-11)
Calvin Meier (1976-78)
Trevor Meier (2001-04)
Bob Mesec (1952-54)
Clint Mills (1998-99)
Jim Mitchell (1955-57)
Sam Mitchell (2005-09)
Colter Morgan (2008-11)
Tracy Moore (1984-88)
Don Morris (1959-62)
Larry Morris (1969-72)
Mac Morrison (1960-62)
Mark Morse (1991-93)
David Moss (1983-87)
Charles Mounts (1956-58)
Greely Munger (1923)
David Murray (1926)
Floyd Murphy (1926)

N

Michael "Ty" Nilsson (1979-83)
Ralph Ninemire (1950-52)
Bob Nipp (1946-49)
Jack Nolen (1949-53)
Chuck North (1981-83)
Dick Nunneley (1950-54)

O

Dan O'Leary (1973-77)
Bob Okrzesik (1972-76)
David Otto (1984-86)

P

Louis Pappan (1916-17)
Rick Park (1963-65)
Jason Parker (2000-04)
Rod Parker (1986-87)
Gerald Parker (1959-63)
Bob Patterson (1951-55)
Bob Patterson (1940)
Charles Paulk (1965-66)
Marcus Peel (1977-79)
Tim Peete (2010-14)
Fred Perry (1930)
Larry Perry (1922)
Greg Peters (1985-86)
Brad Pierce (1979-80)
Ishmael Pilkington (1930)
Charles Pishny (1920)
Jeff Platt (1995-99)
Ray Poindexter (1994-96)
Jack Pontius (1955-58)
Bryson Pope (2009-11)
Adam Popielarcheck (1958-61)
Dick Potasky (1964-67)
Jack Powell (1948-49)
Paul Pressey (1980-82)
Anthony Price (2002-06)
Bill Pringle (1930)

Q

Joe Quarterman (1955-58)

R

Dave Rademeyer (1970-73)
Brian Rahilly (1983-87)
Jeff Rahilly (1982-86)
Charles Ramsdell (2003-07)
Ronnie Randle (1991-92)
Lamont Randolph (1988-91)
Rashad Ray (2012-pres.)
Antonio Reed (1999-03)
Richard Reel (1959-60)
Ray Reese (2005-09)
Roddy Reid (1955-57)
Stevie Repichowski (2013-pres.)
Joe Richard (2008-12)
Ray Rider (1916-17)
Neil Ridley (1947-49)
Greg Ritter (1988-89)
R.J. Robbins (1951-54)
Doug Robinson (1964-68)
Chad Rodgers (1996-1997)
J.R. Rollo (1992-96)
Jerry Rosendahl (1949-53)
Ricky Ross (1982-84)
Donald Royster (1986-87)
Norman Ryser (1946-49)
Michael Ruffin (1995-99)

S

Steve St. Clair (1977-80)
Will Sanger (2007-12)
Michael Scott (1987-91)
Ed Scruggs (1956-58)
Kenneth Scott (1946-47)
Shea Seals (1993-97)
Roy Selby (1926)
Truman Sewell (1946-48)
Warren Shackelford (1949-53)
David Shelton (1999-01)
Warren Shepherd (1982-84)
Scot Sherwood (1988-89)
Reggie Shields (1989-91)
Batiste Shunatona (1922)
Gaylord Simons (1916-17)
Terry Sims (1975-79)
Eric Smiler (1970-72)
Bobby Smith (1965-69)
Ken Smith (1973-75)
Mike Smith (1982-83)
Rashad Smith (2011-pres.)
Ira Sparks (1940)
Gary Spess (1966-68)
Phil Spradling (1980-82)
Jay Spurlock (1997-98)
Barney Stepp (1922)
Bob Stevenson (1977-81)
Ernie Stewart (1951-56)
Greg Stewart (1980-82)
John Stob (1952-56)
Russell Sublet (1978-80)
Herb Suggs (1982-86)
Brandon Swannegan (2011-pres.)
Pat Swilling Jr. (2012-14)
Dante Swanson (1999-03)

T

Neil Tebbenkamp (1960-63)
Guilherme Teichmann (2003-04)
Frank Tenney (1940)
Bryant Tipton (1991-92)

Harry Thompson (1916-17)
Jason Thompson (1989-90)
Rod Thompson (1995-98)
Alyn Thomsen (1986-91)
Don Thorsen (1970-71)
Richard Tolliver (1961-63)
Gary Tongier (1957-58)
Mark Tucker (1974-76)
Rondie Turner (1981-84)

U

Ben Uzoh (2006-10)

V

Bruce Vanley (1980-84)
Tom Vincent (1975-79)
Joe Voskuhl (1970-73)
David Voss (1957-61)

W

Fallon Wacasey (1988-89)
Leo Walker (1946-47)
Calvin Walls (2006-08)
Chris Wallace (2002-06)
Henry Waters (1916)
Paul Walters (1951-52)
Robert Washington (1965-69)
Rick Waters (1972-73)
Ralph Watley (1965-69)
Jim Watters (1960-61)
Jim Weaver (1958-60)
Eldridge Webb (1964-68)
Jeff Weber (1975-76)
Gale Welch (1948-49)
Kelly Wells (1990-91)
Roger Wendel (1955-58)
John Wenzel (1953-56)
Jamal West (1987-92)
James West (1987-89)
Bishop Wheatley (2005-10)
Richard White (1961-63)
Ladarrius Whitehead (2010-11)
Larry Whiteley (1949-53)
Allen Whitesell (1996-97)
William Whiteside (1930)
S.J. Whitman (1948-49)
Fred Wick (1930)
Bryan Williams (1982-83)
Jason Williams (1994-96)
Oscar Williams (1920)
Shawn Williams (1997-99)
Willie Williams (1965-66)
Vince Williams (1981-85)
Alvin Williamson (1991-95)
Bill Wille (1948-52)
Steve Willman (1975-76)
Ray Wingard (1985-89)
Nick Wood (2012-pres.)
James Woodard (2012-pres.)
D'Andre Wright (2012-pres.)
Kerry Wright (1992-94)
Charlie Wynes (1954-55)
Teko Wynder (1976-77)

Y

John Yates (1952-56)
Kyle Young (2005-07)
John Young (1915-17)
Bryant Youngblood (1955-57)

TULSA'S ALL-TIME RESULTS



W.R. Bergen
2 seasons W-4, L-2

1907-08 Won 1, Lost 1

n/a	Oklahoma A&M	31-24	Tulsa, Okla.
n/a	at Oklahoma A&M	22-37	Stillwater, Okla.

1908-09 Won 3, Lost 1

Jan. 9	at Claremore Prep	22-21	Claremore, Okla.
Jan. 16	at Sapulpa Prep	54-12	Sapulpa, Okla.
n/a	at Oklahoma A&M	31-24	Stillwater, Okla.
n/a	at Oklahoma A&M	22-32	Stillwater, Okla.

1909-1913 No Varsity Team Fielded



Harvey Allen
1 season W-3, L-2

1913-14 Won 3, Lost 2

Jan. 22	Methodist Indian School	36-16	Kendall Gym
Jan. 28	at Claremore Prep (Okla.)	14-17	Claremore, Okla.
Feb. 5	Claremore Prep (Okla.)	39-13	Kendall Gym
Feb. 14	Methodist Indian School	25-18	Tulsa YMCA
Feb. 18	Methodist Indian School	22-26	Kendall Gym



Forest Rees
1 season W-6, L-3

1914-15 Won 6, Lost 3

Jan.	Oklahoma*	30-40	Kendall Gym
Jan.	Oklahoma*	21-19	Kendall Gym
Jan.	Emporia College (Kan.)	25-17	Kendall Gym
Feb. 5	Oklahoma A&M*	35-19	Kendall Gym
Feb. 6	Oklahoma A&M*	41-29	Kendall Gym
Feb. 12	at Oklahoma A&M*	26-16	Stillwater, Okla.
Feb. 13	at Oklahoma A&M*	21-16	Stillwater, Okla.
Feb. 19	at Oklahoma*	23-47	Norman, Okla.
Feb. 20	at Oklahoma*	26-46	Norman, Okla.

*Oklahoma Collegiate Conference



Francis Schmidt
6 seasons W-73, L-26

1915-16 Won 9, Lost 7

Jan. 7	Tulsa YMCA	37-31	Tulsa YMCA
Jan. 8	Tulsa YMCA	39-27	Tulsa YMCA
Jan. 14	at Phillips*	28-15	Enid, Okla.
Jan. 15	at NW Oklahoma State*	26-56	Alva, Okla.
Jan. 16	at NW Oklahoma State*	25-48	Alva, Okla.

Jan. 21	Oklahoma*	20-40	Kendall Gym
Jan. 22	Oklahoma*	29-55	Kendall Gym
Jan. 29	Tulsa YMCA	47-28	Kendall Gym
Feb. 5	Oklahoma A&M*	34-30	Kendall Gym
Feb. 7	NW Oklahoma State*	30-29	Kendall Gym
Feb. 8	NW Oklahoma State*	37-35	Kendall Gym
Feb. 11	at Oklahoma A&M *	24-34	Stillwater, Okla.
Feb. 25	at Oklahoma*	33-46	Norman, Okla.
Feb. 26	at Oklahoma*	33-43	Norman, Okla.
Feb. 28	at Oklahoma Baptist*	53-22	Shawnee, Okla.
Mar. 2	Phillips*	51-13	Kendall Gym

*Oklahoma Collegiate Conference

1916-17 Won 11, Lost 7

Jan. 10	Tulsa YMCA	40-9	Kendall Gym
Jan. 12	at Phillips*	30-22	Enid, Okla.
Jan. 13	at Phillips*	32-20	Enid, Okla.
Jan. 19	at Oklahoma*	46-45	Norman, Okla.
Jan. 20	at Oklahoma*	29-41	Norman, Okla.
Jan. 22	at Central State* (Okla.)	40-35	Edmond, Okla.
Jan. 23	at Oklahoma Baptist*	31-28	Shawnee, Okla.
Feb. 2	at Oklahoma A&M*	13-31	Stillwater, Okla.
Feb. 3	at Oklahoma A&M*	18-27	Stillwater, Okla.
Feb. 9	Oklahoma Baptist*	30-31	Kendall Gym
Feb. 13	Tulsa YMCA	54-14	Tulsa YMCA
Feb. 15	Central State* (Okla.)	35-33	Kendall Gym
Feb. 16	NW Oklahoma State*	26-29	Kendall Gym
Feb. 17	NW Oklahoma State*	37-38	Kendall Gym
Feb. 23	Oklahoma*	37-27	Kendall Gym
Feb. 24	Oklahoma*	31-23	Kendall Gym
Mar. 2	Oklahoma A&M*	22-31	Kendall Gym
Mar. 3	Oklahoma A&M*	25-35	Kendall Gym

*Oklahoma Collegiate Conference



Hal Mefford
1 season W-1, L-5

1917-18 Won 1, Lost 5

Dec. 18	at Central Missouri State	21-47	Warrensburg, Mo.
Dec. 19	at Missouri	20-50	Columbia, Mo.
Jan. 1	at Illinois State	23-25	Normal, Ill.
Jan. 2	at Sparks College	22-40	Shelbyville, Ill.
Jan. 4	at Southern Illinois	22-40	Carbondale, Ill.
Jan. 12	Tulsa YMCA	45-33	Tulsa YMCA



Francis Schmidt
(see record above)

1918-19 Won 5, Lost 3

Jan. 17	Phillips*	13-41	Tulsa YMCA
Jan. 18	Phillips*	34-60	Tulsa YMCA
Jan. 24	at Oklahoma Baptist*	43-39	Shawnee, Okla.
Jan. 25	at Oklahoma Baptist*	35-34	Shawnee, Okla.
Feb. 4	TCU	39-30	Kendall Gym
Feb. 12	at Oklahoma A&M	33-41	Stillwater, Okla.
Mar. 7	Oklahoma Baptist*	50-19	Kendall Gym
Mar. 8	Oklahoma Baptist*	45-13	Kendall Gym

*Oklahoma Collegiate Conference

1919-20 Won 16, Lost 3

Jan. 16	Chillico Indian School	20-28	Kendall Gym
Jan. 17	Chillico Indian School	31-14	Kendall Gym
Jan. 30	East Central (Okla.)*	69-16	Kendall Gym
Jan. 31	East Central (Okla.)*	60-17	Kendall Gym
Feb. 4	SW Oklahoma State*	30-24	Kendall Gym
Feb. 6	at Oklahoma A&M	36-26	Stillwater, Okla.
Feb. 7	at Oklahoma A&M	25-22	Stillwater, Okla.
Feb. 15	at Oklahoma Baptist*	51-21	Shawnee, Okla.
Feb. 16	at Oklahoma Baptist*	45-24	Shawnee, Okla.
Feb. 17	at East Central (Okla.)*	41-9	Ada, Okla.
Feb. 18	at East Central (Okla.)*	39-14	Ada, Okla.
Feb. 19	TCU	31-29	Fort Worth, Texas
Feb. 20	at SMU	20-18	Dallas, Texas
Feb. 28	Phillips*	39-22	Kendall Gym
Feb. 29	Phillips*	34-31	Kendall Gym
Mar. 12	Phillips*	36-28	Enid, Okla.
Mar. 13	Phillips*	39-26	Enid, Okla.
Mar. 15	at Southwest Kansas	15-46	Winfield, Kan.
Mar. 16	at Southwest Kansas	23-47	Winfield, Kan.

*Oklahoma Collegiate Conference

1920-21 Won 18, Lost 2

Jan. 14	Chillico Indian School	38-26	Harwell Gym
Jan. 15	Chillico Indian School	31-15	Harwell Gym
Jan. 21	Phillips*	35-34	Harwell Gym
Jan. 22	Phillips*	38-18	Harwell Gym
Jan. 28	at Central State (Okla.)*	18-30	Edmond, Okla.
Jan. 29	at Central State (Okla.)*	35-30	Edmond, Okla.
Jan. 30	at Oklahoma Baptist*	25-23	Shawnee, Okla.
Jan. 31	at Oklahoma Baptist*	35-25	Shawnee, Okla.
Feb. 2	at SMU	31-23	Dallas, Texas
Feb. 3	at TCU	39-22	Fort Worth, Texas
Feb. 4	at Austin College	61-16	Sherman, Texas
Feb. 5	at Austin College	48-37	Sherman, Texas
Feb. 10	Oklahoma Baptist*	43-15	Harwell Gym
Feb. 11	Oklahoma Baptist*	45-14	Harwell Gym
Feb. 18	Central State (Okla.)*	32-22	Harwell Gym
Feb. 19	Central State (Okla.)*	45-24	Harwell Gym
Feb. 24	at Phillips*	46-26	Enid, Okla.
Feb. 25	at Phillips*	32-26/OT	Enid, Okla.
Mar. 8	Detroit YMCA#	38-33	Kansas City, Mo.
Mar. 9	Nevada University#	22-25	Kansas City, Mo.

*Oklahoma Collegiate Conference

#National AAU Tournament



1920-21 Team



1921-22 Team

1921-22 Won 14, Lost 4

Jan. 20	East Central (Okla.)*	66-20	Harwell Gym
Jan. 21	East Central (Okla.)*	44-22	Harwell Gym
Jan. 26	Oklahoma A&M	34-18	Harwell Gym
Jan. 27	Oklahoma A&M	31-9	Harwell Gym
Feb. 1	SW Oklahoma State*	18-30	Harwell Gym
Feb. 3	at Central State (Okla.)*	29-26	Edmond, Okla.
Feb. 4	at Central State (Okla.)*	16-26	Edmond, Okla.
Feb. 6	at Kingfisher College*	37-19	Kingfisher, Okla.
Feb. 7	at Kingfisher College*	39-23	Kingfisher, Okla.
Feb. 8	at Cullen-Boren (Texas)	44-24	Fort Worth, Texas
Feb. 9	at North Texas	32-28	Denton, Texas
Feb. 10	at North Texas	28-42	Denton, Texas
Feb. 17	Central State (Okla.)*	24-25	Harwell Gym
Feb. 18	Central State (Okla.)*	25-22	Harwell Gym
Feb. 24	at Oklahoma A&M	30-26	Stillwater, Okla.
Feb. 25	at Oklahoma A&M	36-35	Stillwater, Okla.
Mar. 3	Oklahoma Baptist*	29-23	Harwell Gym
Mar. 4	Oklahoma Baptist*	34-19	Harwell Gym

*Oklahoma Collegiate Conference



Howard Acher
3 seasons W-16, L-12

1922-23 Won 1, Lost 3

Jan. 13	Chilocco Indian School	16-33	Harwell Gym
Jan. 16	at North Texas	20-31	Denton, Texas
Jan. 17	at North Texas	28-26	Denton, Texas
Feb. 21	at St. John's (Kan.)	22-29	Winfield, Kan.

1923-24 Won 2, Lost 1

Jan. 19	Bristow Prep (Okla.)	41-13	Harwell Gym
Feb. 3	at Missouri	35-19	Columbia, Mo.
Feb. 5	at Drury College (Mo.)	26-27	Springfield, Mo.

1924-25 Won 13, Lost 8

Jan. 12	NE Oklahoma State*	24-16	Harwell Gym
Jan. 22	Oklahoma City*	33-14	Harwell Gym
Jan. 29	at NE Oklahoma State*	34-24	Tahlequah, Okla.
Jan. 30	at NE Oklahoma State*	25-15	Tahlequah, Okla.
Feb. 5	Phillips*	20-24	Harwell Gym
Feb. 6	Phillips*	32-11	Harwell Gym
Feb. 10	at Oklahoma Baptist*	17-28	Shawnee, Okla.
Feb. 11	at Oklahoma Baptist*	24-28	Shawnee, Okla.
Feb. 12	at Central State (Okla.)*	24-27	Edmond, Okla.
Feb. 13	at Central State (Okla.)*	18-31	Edmond, Okla.
Feb. 14	at Oklahoma City*	22-19	Okla. City, Okla.
Feb. 19	at SMU	28-25	Dallas, Texas
Feb. 24	at NW Oklahoma State*	18-32	Alva, Okla.

Feb. 25	at NW Oklahoma State*	27-26	Alva, Okla.
Feb. 26	at Phillips*	31-26	Enid, Okla.
Feb. 27	at Phillips*	36-19	Enid, Okla.
Mar. 5	Central State (Okla.)*	32-25	Harwell Gym
Mar. 6	Central State (Okla.)*	46-24	Harwell Gym
Mar. 12	NE Oklahoma State	37-22	Enid, Okla.
Mar. 13	SW Oklahoma State	21-40	Enid, Okla.
Mar. 14	NW Oklahoma State	21-30	Enid, Okla.

*Oklahoma Collegiate Conference



J.B. Miller
5 seasons W-16, L-45

1925-26 Won 7, Lost 10

Jan. 22	Phillips*	16-26	Harwell Gym
Jan. 28	at NE Oklahoma State*	30-27	Tahlequah, Okla.
Jan. 29	at East Central (Okla.)*	29-40	Ada, Okla.
Jan. 30	at SE Oklahoma State*	26-55	Durant, Okla.
Feb. 4	at SW Oklahoma State*	34-31/OT	Weatherford, Okla.
Feb. 5	at SW Oklahoma State*	27-18	Weatherford, Okla.
Feb. 11	at NE Oklahoma State*	29-17	Tahlequah, Okla.
Feb. 12	at Central State (Okla.)*	24-25	Edmond, Okla.
Feb. 13	SW Oklahoma State*	41-43	Harwell Gym
Feb. 18	Oklahoma Baptist*	18-30	Harwell Gym
Feb. 19	Oklahoma Baptist*	20-30	Harwell Gym
Feb. 20	East Central (Okla.)*	46-27	Harwell Gym
Feb. 24	at Phillips*	20-39	Enid, Okla.
Feb. 25	at NW Oklahoma State*	27-62	Alva, Okla.
Feb. 26	at NW Oklahoma State*	42-49	Alva, Okla.
Mar. 4	Central State (Okla.)*	40-38	Harwell Gym
Mar. 5	Central State (Okla.)*	41-36	Harwell Gym

*Oklahoma Collegiate Conference

1926-27 Won 3, Lost 6

Jan. 15	NE Oklahoma State*	23-19	Harwell Gym
Jan. 19	SE Oklahoma State*	19-39	Harwell Gym
Jan. 22	at NE Oklahoma State*	16-26	Tahlequah, Okla.
Jan. 28	at Central State (Okla.)*	23-17	Edmond, Okla.
Jan. 29	at Oklahoma City*	14-37	Okla. City, Okla.
Feb. 4	Phillips University*	17-46	Harwell Gym
Feb. 11	Oklahoma Baptist*	35-33	Harwell Gym
Feb. 18	at Oklahoma Baptist*	21-37	Shawnee, Okla.
Mar. 3	Central State (Okla.)*	26-29	Harwell Gym

*Oklahoma Collegiate Conference

1927-28 Won 2, Lost 12

Jan. 4	American Academy	32-14	Harwell Gym
Jan. 13	NE Oklahoma State*	27-39	Harwell Gym
Jan. 17	at Phillips*	19-32	Enid, Okla.
Jan. 27	at NE Oklahoma State*	24-36	Tahlequah, Okla.
Feb. 3	Oklahoma Baptist*	36-33	Harwell Gym
Feb. 4	SW Oklahoma State*	27-32	Harwell Gym
Feb. 10	at Central State (Okla.)*	25-29	Edmond, Okla.
Feb. 11	at Oklahoma City*	29-41	Okla. City, Okla.
Feb. 16	at Oklahoma Baptist*	20-24	Shawnee, Okla.
Feb. 18	NW Oklahoma State*	32-43	Harwell Gym
Feb. 21	Phillips*	29-37	Harwell Gym
Feb. 24	Oklahoma City*	25-40	Harwell Gym
Mar. 1	East Central (Okla.)*	20-54	Harwell Gym
Mar. 3	Central State (Okla.)*	25-31	Harwell Gym

*Oklahoma Collegiate Conference

1928-29 Won 2, Lost 11

Jan. 11	at NE Oklahoma State*	30-24	Tahlequah, Okla.
Jan. 18	NE Oklahoma State*	48-32	Harwell Gym
Jan. 19	Oklahoma City*	30-34	Harwell Gym
Jan. 26	Central State (Okla.)*	25-35	Harwell Gym
Jan. 29	Phillips University*	22-36	Harwell Gym
Jan. 31	at SW Oklahoma State*	11-27	Weatherford, Okla.
Feb. 9	at Oklahoma Baptist*	20-25	Shawnee, Okla.
Feb. 8	at Central State (Okla.)*	18-33	Edmond, Okla.
Feb. 11	NW Oklahoma State*	33-42	Harwell Gym
Feb. 21	East Central (Okla.)*	34-75	Harwell Gym
Feb. 23	Oklahoma Baptist*	15-36	Harwell Gym
Mar. 1	at Phillips*	20-65	Enid, Okla.
Mar. 3	at NW Oklahoma State*	15-34	Alva, Okla.

*Oklahoma Collegiate Conference

1929-30 Won 2, Lost 8

Jan. 10	Phillips 66'er's	25-39	Harwell Gym
Jan. 17	Oklahoma City*	35-37	Harwell Gym
Jan. 31	at Oklahoma City*	33-35	Okla. City, Okla.
Feb. 7	at Oklahoma Baptist*	35-49	Shawnee, Okla.
Feb. 14	Phillips*	35-39	Harwell Gym
Feb. 19	at Phillips*	16-39	Enid, Okla.
Feb. 21	Oklahoma Baptist*	38-37	Harwell Gym
Mar. 1	Grinnell	30-27/OT	Harwell Gym

*Big Four Conference



Oliver Hodge
2 seasons W-20, L-11

1930-31 Won 10, Lost 4

Dec. 19	at Phillips 66'er's	10-33	Bartlesville, Okla.
Dec. 20	at Wichita State	32-30	Wichita, Kan.
Jan. 15	Wichita State	26-28/OT	Harwell Gym
Jan. 16	at Drury College	28-18	Springfield, Mo.
Jan. 26	at Oklahoma City*	27-23	Okla. City, Okla.
Jan. 27	at Oklahoma Baptist*	42-20	Shawnee, Okla.
Jan. 31	Drury College	38-27	Harwell Gym
Feb. 5	at Phillips*	17-31	Enid, Okla.
Feb. 7	Oklahoma Baptist*	30-33	Harwell Gym
Feb. 14	at Oklahoma City*	28-18	Central High
Feb. 18	at Drake	19-15	Des Moines, Iowa
Feb. 19	at Weston Ath. Club (Ia.)	35-25	Newton, Iowa
Feb. 21	Phillips*	24-23	Central High
Mar. 3	Drake	30-28	Central High

*Big Four Conference



1930-31 Team

1931-32 Won 10, Lost 7

Table with 3 columns: Date, Score, Location. Lists games from Dec. 15 to Feb. 27.

* Big Four Conference



Chet Benefiel
7 seasons W-65, L-65

1932-33 Won 11, Lost 6

Table with 3 columns: Date, Score, Location. Lists games from Dec. 20 to Mar. 3.

*Big Four Conference

1933-34 Won 6, Lost 8

Table with 3 columns: Date, Score, Location. Lists games from Dec. 20 to Mar. 2.

*Big Four Conference

1934-35 Won 6, Lost 10

Table with 3 columns: Date, Score, Location. Lists games from Dec. 18 to Jan. 15.

Table with 3 columns: Date, Score, Location. Lists games from Jan. 18 to Mar. 2.

*Missouri Valley Conference

1935-36 Won 6, Lost 14

Table with 3 columns: Date, Score, Location. Lists games from Dec. 14 to Mar. 2.

*Missouri Valley Conference

1936-37 Won 9, Lost 9

Table with 3 columns: Date, Score, Location. Lists games from Dec. 18 to Feb. 2.

*All-College Tournament

* Missouri Valley Conference

1937-38 Won 12, Lost 10

Table with 3 columns: Date, Score, Location. Lists games from Dec. 15 to Jan. 17.

Table with 3 columns: Date, Score, Location. Lists games from Jan. 31 to Mar. 4.

*All-College Tournament

* Missouri Valley Conference

1938-39 Won 15, Lost 8

Table with 3 columns: Date, Score, Location. Lists games from Dec. 14 to Mar. 2.

*All-College Tournament

* Missouri Valley Conference




H. B. (Tex) Ryon
2 seasons W-15, L-28

1939-40 Won 12, Lost 15

Table with 3 columns: Date, Score, Location. Lists games from Dec. 13 to Feb. 16.



Feb. 24 at St. Louis* 40-27 St. Louis, Mo.
 Feb. 26 at Washington (Mo.)* 18-25 St. Louis, Mo.
 Mar. 1 at Oklahoma A&M* 26-42 Stillwater, Okla.
 *Tulsa All-College Tournament
 ^All-College Tournament
 * Missouri Valley Conference



Jack Sterrett
 1 season W-12, L-9

1940-41 Won 12, Lost 9

Dec. 14 Pittsburg State (Kan.) 39-34 Newblock Park
 Dec. 17 East Central (Okla.) 32-30 Newblock Park
 Dec. 19 at East Central (Okla.) 30-38 Ada, Okla.
 Dec. 27 West Texas State^ 42-61 Okla. City, Okla.
 Dec. 28 Baylor^ 51-47 Okla. City, Okla.
 Dec. 29 New Mexico State^ 37-23 Okla. City, Okla.
 Dec. 30 Central Missouri State^ 23-33 Okla. City, Okla.
 Jan. 6 at SW Missouri State 24-27 Springfield, Mo.
 Jan. 10 at Oklahoma A&M* 23-39 Stillwater, Okla.
 Jan. 15 at Pittsburg State (Kan.) 33-29 Pittsburg, Kan.
 Jan. 18 Creighton* 29-45 Newblock Park
 Feb. 1 at Washburn* 42-34 Topeka, Kan.
 Feb. 3 at Drake* 34-41 Des Moines, Iowa
 Feb. 5 at Creighton* 39-31 Omaha, Neb.
 Feb. 8 Washburn* 43-38 Rogers High
 Feb. 15 at Washington (Mo.)* 25-36 St. Louis, Mo.
 Feb. 17 at St. Louis* 29-26 St. Louis, Mo.
 Feb. 28 Washington (Mo.)* 32-26 Rogers High
 Mar. 1 St. Louis* 44-28 Rogers High
 Mar. 4 Oklahoma A&M* 24-22 Rogers High
 Mar. 7 Drake* 58-59 Rogers High

^All-College Tournament
 * Missouri Valley Conference



H.B. (Tex) Ryon
 (see record above)

1941-42 Won 3, Lost 13

Dec. 16 at NE Oklahoma State 20-26 Tahlequah, Okla.
 Dec. 18 at Oklahoma Baptist 21-36 Shawnee, Okla.
 Jan. 6 at SW Missouri State 21-37 Springfield, Mo.
 Jan. 10 Drake* 50-35 Rogers High
 Jan. 15 at Oklahoma A&M* 17-41 Stillwater, Okla.
 Jan. 20 SW Missouri State 20-30 Rogers High
 Jan. 31 at Arkansas 30-59 Fayetteville, Ark.
 Feb. 2 St. Louis* 32-28 Rogers High
 Feb. 7 at St. Louis* 31-51 St. Louis, Mo.
 Feb. 9 at Washington (Mo.)* 27-47 St. Louis, Mo.
 Feb. 16 Washington (Mo.)* 32-36 Rogers High
 Feb. 18 at Oklahoma A&M* 25-38 Stillwater, Okla.
 Feb. 21 Creighton* 30-40 Rogers High
 Feb. 24 Arkansas 27-69 Rogers High
 Feb. 26 at Drake* 43-34 Des Moines, Iowa
 Feb. 28 at Creighton* 23-54 Omaha, Neb.

* Missouri Valley Conference




Mike Milligan
 1 season W-0, L-10

1942-43 Won 0, Lost 10

Jan. 9 Washington (Mo.)* 0-2 (TU lost by forfeit)
 Jan. 15 at Washington (Mo.)* 22-42 St. Louis, Mo.
 Jan. 16 at St. Louis* 20-40 St. Louis, Mo.

Feb. 6 Creighton* 38-59 Rogers High
 Feb. 8 Oklahoma A&M* 24-28 Rogers High
 Feb. 12 at Drake* 29-51 Des Moines, Iowa
 Feb. 13 at Creighton* 26-65 Omaha, Neb.
 Feb. 20 St. Louis* 52-55 Rogers High
 Feb. 22 at Oklahoma A&M* 22-53 Stillwater, Okla.
 Feb. 27 Drake* 52-65 Rogers High

* Missouri Valley Conference



Woody West
 1 season W-5, L-3

1943-44 Won 5, Lost 3

Jan. 27 at Oklahoma Baptist 48-30 Shawnee, Okla.
 Jan. 29 Okmulgee Armed Ser. 53-46 Rogers High
 Feb. 1 at Okmulgee Armed Ser. 43-36 Okmulgee, Okla.
 Feb. 5 Oklahoma Baptist 47-40 Rogers High
 Feb. 10 at Camp Crowder (Mo.) 50-28 Neosho, Mo.
 Feb. 12 at Drury (Mo.) 49-52 Springfield, Mo.
 Feb. 22 Oklahoma A&M 24-31 Coliseum
 Feb. 26 at Oklahoma A&M 29-56 Stillwater, Okla.



Paul Alyea
 1 season W-4, L-8

1944-45 Won 4, Lost 8

Jan. 25 East Central (Okla.) 40-36 Rogers High
 Jan. 31 Glennan Hospital (Okla.) 45-44 Rogers High
 Feb. 1 at East Central (Okla.) 44-33 Ada, Okla.
 Feb. 3 Camp Crowder (Mo.) 46-42 Rogers High
 Feb. 6 Phillips 30-31 Webster High
 Feb. 13 at Phillips 44-59 Enid, Okla.
 Feb. 16 at Camp Crowder (Mo.) 42-46 Neosho, Mo.
 Feb. 21 Glennan Hospital (Okla.) 48-57 Okmulgee, Okla.
 Feb. 24 Camp Gruber (Okla.) 22-39 Webster High
 Feb. 28 Oklahoma A&M 23-46 Coliseum
 Mar. 6 at Camp Gruber (Okla.) 40-48 Gruber, Okla.
 Mar. 14 at Oklahoma A&M 27-78 Stillwater, Okla.


* no conference competition due to WWII



Don Shields
 2 seasons W-11, L-31

1945-46 Won 6, Lost 12

Jan. 15 Camp Gruber 43-42/OT Rogers High
 Jan. 18 at Camp Chaffee 30-44 Fort Smith, Ark.
 Jan. 23 at Camp Gruber 31-35 Camp Gruber, Okla.
 Jan. 25 Camp Chaffee 54-44 Rogers High
 Jan. 29 at Oklahoma A&M* 22-53 Stillwater, Okla.
 Feb. 1 at Washington (Mo.)* 36-40 St. Louis, Mo.
 Feb. 2 at St. Louis* 35-32 St. Louis, Mo.
 Feb. 5 Wichita State* 35-42 Rogers High
 Feb. 12 Oklahoma A&M* 16-38 Fairground Pavilion
 Feb. 16 at Phillips 45-37 Okla. City, Okla.
 Feb. 21 St. Louis* 35-48 Fairground Pavilion
 Feb. 22 at Washington (Mo.)* 54-50 Stillwater, Okla.
 Feb. 25 at Wichita State* 29-33 Wichita, Kan.
 Feb. 27 Creighton* 59-42 Rogers High



1939-40 Team



Feb. 22 at Washington (Mo.)*	54-50	Stillwater, Okla.
Feb. 25 at Wichita State*	29-33	Wichita, Kan.
Feb. 27 Creighton*	59-42	Rogers High
Mar. 2 Drake*	46-48	Webster High
Mar. 7 at Creighton*	39-40	Omaha, Neb.
Mar. 8 at Morningside College	45-46	Sioux City, Iowa
Mar. 9 at Drake*	46-52	Des Moines, Iowa

*Missouri Valley Conference

1946-47 Won 5, Lost 19

Dec. 3 Texas Wesleyan	42-77	Central High
Dec. 4 at Arkansas	21-56	Fayetteville, Ark.
Dec. 6 Phillips	43-42	Fairground Pavilion
Dec. 17 at Central State (Okla.)	28-39	Edmond, Okla.
Dec. 20 at Southwest Kansas	36-52	Winfield, Kan.
Dec. 31 at Cincinnati	42-43	Cincinnati, Ohio
Jan. 1 at Eastern Kentucky	32-57	Louisville, Ky.
Jan. 10 Washington (Mo.)*	42-38	Rogers High
Jan. 11 St. Louis*	40-57	Rogers High
Jan. 14 at Phillips	36-46	Enid, Okla.
Jan. 24 at Wichita State*	35-34	Wichita, Kan.
Jan. 25 at Bradley	42-47	Moline, Ill.
Jan. 28 Central State (Okla.)	40-41/2OT	Rogers High
Feb. 6 at Morningside College	44-49	Sioux City, Iowa
Feb. 7 at Creighton*	35-69	Omaha, Neb.
Feb. 8 at Drake*	35-46	Des Moines, Iowa
Feb. 12 Southwest Kansas	50-43	Rogers High
Feb. 14 at Washington (Mo.)*	34-47	St. Louis, Mo.
Feb. 15 at St. Louis*	34-52	St. Louis, Mo.
Feb. 21 Wichita State*	23-29	Rogers High
Feb. 28 Drake*	77-55	Cascia Hall High
Mar. 1 Creighton*	51-62	Cascia Hall High
Mar. 5 Oklahoma A&M*	20-55	Fairground Pavilion
Mar. 8 at Oklahoma A&M*	31-57	Stillwater, Okla.

*Missouri Valley Conference



John Garrison
2 seasons W-11, L-36

1947-48 Won 7, Lost 16

Dec. 5 at Kentucky	18-72	Lexington, Ky.
Dec. 6 at Kentucky	22-71	Lexington, Ky.
Dec. 9 Southwest Kansas	69-57	Cascia Hall High
Dec. 13 Phillips	53-46	Webster High
Dec. 18 Phillips	67-54	Enid, Okla.
Dec. 21 East Central (Okla.)	65-61	Central High
Jan. 6 at Oklahoma A&M*	25-49	Stillwater, Okla.
Jan. 13 at East Central (Okla.)	44-59	Ada, Okla.
Jan. 17 at Wichita State*	45-44/OT	Wichita, Kan.
Jan. 20 at Bradley	34-71	Peoria, Ill.
Jan. 21 at Loyola (Ill.)	32-51	Chicago, Ill.
Jan. 23 at Lawrence Tech	58-60	Detroit, Mich.
Jan. 27 Wichita State*	48-54	Fairground Army
Feb. 3 Oklahoma A&M*	27-42	Fairground Army
Feb. 7 Creighton*	40-36	Fairground Army
Feb. 9 Drake*	53-69	Fairground Army
Feb. 10 Oklahoma Baptist	60-49	Fairground Army
Feb. 13 St. Louis*	39-48	Fairground Army
Feb. 20 at Oklahoma Baptist	46-53/OT	Shawnee, Okla.
Feb. 23 at Southwest Kansas	50-70	Winfield, Kan.
Feb. 28 at Drake*	51-72	Des Moines, Iowa
Mar. 1 at Creighton*	32-40	Omaha, Neb.
Mar. 2 at St. Louis*	48-68	St. Louis, Mo.

*Missouri Valley Conference

1948-49 Won 4, Lost 20

Dec. 1 at Drury College	62-51	Springfield, Mo.
Dec 3 at Oklahoma Baptist	35-43	Shawnee, Okla.
Dec. 4 East Texas State	38-58	Fairground Army
Dec. 7 Oklahoma Baptist	53-58	Fairground Army
Dec. 10 at Kentucky	27-81	Lexington, Ky.
Dec. 11 at Tennessee	38-63	Knoxville, Tenn.
Dec. 17 Phillips	65-47	Fairground Army
Dec. 18 at Southwest Kansas	50-66	Winfield, Kan.
Jan. 8 Bradley*	37-57	Fairground Army
Jan. 10 Drake*	50-62	Fairground Army
Jan. 14 at Oklahoma City	32-51	Okla. City, Okla.
Jan. 15 Centenary	40-67	Okla. City, Okla.
Jan. 21 #1 St. Louis*	40-58	Fairground Army
Jan. 25 Southwest Kansas	53-54	Fairground Army
Feb. 1 #3 Oklahoma A&M*	31-69	Fairground Army
Feb. 5 at Drake*	42-63	Des Moines, Iowa
Feb. 7 at Creighton*	36-46	Omaha, Neb.
Feb. 11 at Phillips	70-56	Enid, Okla.
Feb. 12 at Wichita State*	35-42	Wichita, Kan.
Feb. 14 at #3 Oklahoma A&M*	35-58	Stillwater, Okla.
Feb. 22 Wichita State*	43-54	Fairground Army
Feb. 26 at #10 Bradley*	49-88	Peoria, Ill.
Feb. 28 at #2 St. Louis*	58-77	St. Louis, Mo.
Mar. 11 Creighton*	58-42	Fairground Army

*Missouri Valley Conference



Clarence Iba
11 seasons W-137, L-147

1949-50 Won 12, Lost 11

Dec. 2 at Oklahoma Baptist	34-27	Shawnee, Kan.
Dec. 6 at Phillips	39-37	Enid, Okla.
Dec. 8 at Southwest Kansas	40-26	Winfield, Kan.
Dec. 10 Phillips	48-42	Fairground Army
Dec. 13 Southwestern Kansas	43-31	Fairground Army
Dec. 15 Oklahoma Baptist	30-27	Fairground Army
Dec. 27 NW Louisiana^	45-40	Enid, Okla.
Dec. 28 Washburn (Kan.)^	50-42	Enid, Okla.
Dec. 29 Pittsburg State (Kan.)^	45-52	Enid, Okla.
Jan. 3 at Oklahoma City	39-48	Okla. City, Okla.
Jan. 10 Wichita State*	42-36	Fairground Army
Jan. 14 Drake*	44-50	Fairground Army
Jan. 21 Oklahoma A&M*	33-47	Fairground Army
Jan. 26 at #6 Bradley*	45-64	Peoria, Ill.
Jan. 28 at Detroit*	47-50	Detroit, Mich.
Jan. 31 Oklahoma City	33-29	Fairground Army
Feb. 4 at Drake*	56-57	Des Moines, Iowa
Feb. 6 at St. Louis*	48-70	St. Louis, Mo.
Feb. 11 at Wichita State*	44-40	Wichita, Kan.
Feb. 18 Detroit*	53-49	Fairground Army
Feb. 23 at Oklahoma A&M*	27-34	Stillwater, Okla.
Feb. 27 Bradley*	56-57	Fairground Army
Mar. 6 St. Louis*	51-72	Fairground Army

^Intercollegiate Tournament
*Missouri Valley Conference

1950-51 Won 10, Lost 17

Dec. 2 at Arkansas	46-59	Fayetteville, Ark.
Dec. 5 Phillips	77-48	Fairground Pavilion
Dec. 9 Arkansas	48-46	Fairground Pavilion
Dec. 12 Oklahoma Baptist	54-52	Fairground Pavilion
Dec. 16 at Drake*	46-56	Des Moines, Iowa
Dec. 19 at Phillips	59-48	Enid, Okla.
Dec. 27 Arkansas^	48-59	Okla. City, Okla.
Dec. 28 at Oklahoma City^	56-43	Okla. City, Okla.
Dec. 29 Vanderbilt^	49-56	Okla. City, Okla.
Jan. 6 at Wichita State*	48-51	Wichita, Kan.
Jan. 11 #3 Oklahoma A&M*	38-40	Fairground Pavilion
Jan. 19 #8 St. Louis*	49-69	Fairground Pavilion
Jan. 25 at Xavier (Ohio)	40-41	Cincinnati, Ohio
Jan. 27 Evansville	37-61	Owensboro, Ky.
Jan. 29 at Detroit*	50-62	Detroit, Mich.
Jan. 31 at #10 St. Louis*	45-47	St. Louis, Mo.
Feb. 3 at SMU	54-64	Dallas, Texas
Feb. 10 at Houston*	50-45	Houston, Texas
Feb. 12 at Wichita State*	46-54	Fairground Pavilion
Feb. 14 at #2 Oklahoma A&M*	39-61	Stillwater, Okla.
Feb. 19 Detroit*	60-49	Fairground Pavilion
Feb. 21 at Oklahoma City	38-41	Okla. City, Okla.
Feb. 24 #7 Bradley*	51-53	Fairground Pavilion
Feb. 27 Wichita State*	58-49	Fairground Pavilion
Mar. 3 at #5 Bradley*	42-71	Peoria, Ill.
Mar. 5 Houston*	60-44	Fairground Pavilion
Mar. 8 Oklahoma City	52-50	Fairground Pavilion

^All-College Tournament
*Missouri Valley Conference

1951-52 Won 14, Lost 10

Dec. 7 SMU	46-48	Fairground Pavilion
Dec. 12 Arkansas	48-44	Fairground Pavilion
Dec. 15 Loyola (Calif.)	66-40	Fairground Pavilion
Dec. 19 Missouri	60-53	Fairground Pavilion
Dec. 22 at Arkansas	66-48	Fayetteville, Ark.
Dec. 27 Alabama^	62-52	Okla. City, Okla.
Dec. 28 Idaho ^	77-75/2OT	Okla. City, Okla.
Dec. 29 at Oklahoma City^	41-52	Okla. City, Okla.
Jan. 4 at Houston*	41-42	Houston, Texas
Jan. 7 Wichita State*	74-46	Fairground Pavilion
Jan. 12 Drake	45-42	Fairground Pavilion
Jan. 19 at #18 Oklahoma City	46-43	Okla. City, Okla.
Jan. 24 at Detroit*	55-67	Detroit, Mich.
Jan. 26 at Bradley*	58-64	Peoria, Ill.
Feb. 1 Houston*	55-52	Fairground Pavilion
Feb. 5 #15 Oklahoma City	46-48/OT	Fairground Pavilion
Feb. 7 #16 Oklahoma A&M*	46-33	Fairground Pavilion
Feb. 16 at #7 St. Louis*	55-73	St. Louis, Mo.
Feb. 18 at Drake	53-61	Des Moines, Iowa
Feb. 23 Bradley*	63-56	Fairground Pavilion
Feb. 25 Detroit*	62-44	Fairground Pavilion
Feb. 28 at Wichita State*	61-53	Wichita, Kan.
Mar. 3 at Oklahoma A&M*	33-39	Stillwater, Okla.
Mar. 8 #5 St. Louis*	66-68/OT	Fairground Pavilion

^All-College Tournament
*Missouri Valley Conference

1952-53 Won 15, Lost 10

Dec. 6 New Mexico State	56-44	Fairground Pavilion
Dec. 10 Arkansas	69-54	Fairground Pavilion
Dec. 12 Texas Tech	67-53	Fairground Pavilion
Dec. 18 San Diego State	57-40	Fairground Pavilion
Dec. 20 San Francisco	69-62	Fairground Pavilion
Dec. 22 #10 Louisiana State	84-58	Fairground Pavilion
Dec. 27 Idaho	66-56	Fairground Pavilion
Dec. 29 Wyoming^	48-58	Okla. City, Okla.
Dec. 30 #10 Western Kentucky^	70-79	Okla. City, Okla.
Dec. 31 Bowling Green^	79-75	Okla. City, Okla.
Jan. 3 at Arkansas	61-50	Fayetteville, Ark.

Jan. 6	Houston*	91-60	Fairground Pavilion
Jan. 10	St. Louis*	86-73	Fairground Pavilion
Jan. 17	#18 Oklahoma City	65-62	Fairground Pavilion
Jan. 21	at Wichita State*	96-82	Wichita, Kan.
Jan. 22	at #14 Louisiana State	51-55	Baton Rouge, La.
Jan. 24	at Houston*	56-61	Houston, Texas
Jan. 30	at #8 Oklahoma A&M*	45-47	Stillwater, Okla.
Feb. 4	Detroit*	75-74	Fairground Pavilion
Feb. 17	Wichita State*	70-81	Fairground Pavilion
Feb. 21	#7 Oklahoma A&M*	51-66	Fairground Pavilion
Feb. 25	at St. Louis*	56-63	St. Louis, Mo.
Feb. 27	at Detroit*	69-58	Detroit, Mich.
Mar. 4	at #11 Oklahoma City	60-74	Okla. City, Okla.
Mar. 7	#18 Duquesne (Pa.)#	60-89	New York, N.Y.

*All-College Tournament
*Missouri Valley Conference
NIT Tournament*

1953-54 Won 15, Lost 14

Dec. 2	Hardin-Simmons	61-40	Fairground Pavilion
Dec. 5	Arkansas	51-50	Fairground Pavilion
Dec. 7	#12 Minnesota	60-62	Minneapolis, Minn.
Dec. 9	at SMU	70-72	Dallas, Texas
Dec. 11	at New Mexico State	52-43	Las Cruces, N.M.
Dec. 12	at UTEP	60-44	El Paso, Texas
Dec. 16	at Kansas	61-72	Lawrence, Kan.
Dec. 19	Utah	56-51	Fairground Pavilion
Dec. 21	#6 Minnesota	63-66	Fairground Pavilion
Dec. 28	Santa Clara^	43-58	Okla. City, Okla.
Dec. 29	Cincinnati^	76-70	Okla. City, Okla.
Dec. 30	Mississippi^	64-60	Okla. City, Okla.
Jan. 2	at Arkansas	49-66	Fayetteville, Ark.
Jan. 9	Wichita State*	65-75	Fairground Pavilion
Jan. 16	#4 Oklahoma A&M*	40-46	Fairground Pavilion
Jan. 18	Murray State	61-51	Fairground Pavilion
Jan. 26	at #16 Wichita State*	51-65	Wichita, Kan.
Jan. 30	St. Louis*	75-72	Fairground Pavilion
Feb. 3	#18 Bradley	66-63	Fairground Pavilion
Feb. 6	at Houston*	59-57	Houston, Texas
Feb. 8	#19 Kansas	58-71	Fairground Pavilion
Feb. 13	at Detroit*	59-52	Detroit, Mich.
Feb. 15	at St. Louis*	69-70	St. Louis, Mo.
Feb. 22	Detroit*	89-70	Fairground Pavilion
Feb. 27	Houston*	73-57	Fairground Pavilion
Mar. 2	at #6 Oklahoma A&M*	46-77	Stillwater, Okla.
Mar. 6	at Bradley*	69-90	Peoria, Ill.
Mar. 8	at Creighton	78-69	Omaha, Neb.
Mar. 10	at Oklahoma City	58-71	Okla. City, Okla.

*All-College Tournament
Missouri Valley Conference

1954-55 Won 21, Lost 7

Dec. 2	Creighton	69-54	Fairground Pavilion
Dec. 6	Baylor	60-48	Fairground Pavilion
Dec. 8	at Texas A&M	57-45	College Station, Texas
Dec. 11	Arkansas	63-47	Fairground Pavilion
Dec. 14	at Kansas	66-73	Lawrence, Kan.
Dec. 17	Southwest Kansas	66-50	Fairground Pavilion
Dec. 20	Wyoming^	69-64	Okla. City, Okla.
Dec. 21	#8 G. Washington (DC)^	61-66	Okla. City, Okla.
Dec. 22	at Oklahoma City^	68-73	Okla. City, Okla.
Dec. 27	Arizona	71-49	Fairground Pavilion
Jan. 1	at Arkansas	60-68	Fayetteville, Ark.
Jan. 8	at Oklahoma City	71-68	Okla. City, Okla.
Jan. 10	Detroit*	65-62	Fairground Pavilion
Jan. 15	at Wichita State*	67-65	Wichita, Kan.
Jan. 20	Oklahoma City	48-42	Fairground Pavilion
Jan. 24	at Houston*	67-64	Houston, Texas
Jan. 29	at Oklahoma A&M*	47-44	Stillwater, Okla.
Jan. 31	Bradley*	72-70	Fairground Pavilion
Feb. 5	at St. Louis*	51-69	St. Louis, Mo.
Feb. 7	at Detroit*	77-72	Detroit, Mich.
Feb. 12	Hardin-Simmons	66-51	Fairground Pavilion

Feb. 16	Oklahoma A&M*	52-62	Fairground Pavilion
Feb. 19	Notre Dame	74-59	Fairground Pavilion
Feb. 21	Houston*	69-59	Fairground Pavilion
Feb. 26	St. Louis*	76-62	Fairground Pavilion
Mar. 5	Wichita State*	77-62	Fairground Pavilion
Mar. 11	#15 Colorado#	59-69	Manhattan, Kan.
Mar. 12	SMU#	68-67	Manhattan, Kan.

*All-College Tournament
*Missouri Valley Conference
NCAA Tournament*

1955-56 Won 16, Lost 10

Dec. 1	Texas A&M	48-43	Fairground Pavilion
Dec. 3	Arkansas	53-45	Fayetteville, Ark.
Dec. 7	UTEP	57-56	Fairground Pavilion
Dec. 9	at Drake	63-62	Des Moines, Iowa
Dec. 10	at Iowa State	50-62	Ames, Iowa
Dec. 15	Western Kentucky	67-56	Fairground Pavilion
Dec. 17	TCU	73-38	Fairground Pavilion
Dec. 20	at Baylor	64-59	Waco, Texas
Dec. 27	Idaho State^	60-59	Okla. City, Okla.
Dec. 28	Seattle^	68-66	Okla. City, Okla.
Dec. 29	at #10 Oklahoma City	65-58	Okla. City, Okla.
Jan. 4	Oklahoma City	50-58	Fairground Pavilion
Jan. 7	at Detroit*	72-80	Detroit, Mich.
Jan. 12	Houston*	60-69	Fairground Pavilion
Jan. 14	Wichita State*	56-64	Fairground Pavilion
Jan. 23	at Houston*	62-71/OT	Houston, Texas
Jan. 28	#20 Oklahoma A&M*	46-42	Fairground Pavilion
Feb. 4	#11 St. Louis*	66-73	Fairground Pavilion
Feb. 11	Detroit*	61-55	Fairground Pavilion
Feb. 15	Drake*	76-61	Fairground Pavilion
Feb. 18	Bradley*	64-57	Fairground Pavilion
Feb. 22	at Oklahoma A&M*	41-52	Stillwater, Okla.
Feb. 25	at St. Louis*	62-73	St. Louis, Mo.
Feb. 27	at Bradley*	59-56	Peoria, Ill.
Mar. 1	Arkansas	55-51	Fairground Pavilion
Mar. 3	at Wichita State*	51-71	Wichita, Kan.

*All-College Tournament
Missouri Valley Conference

1956-57 Won 8, Lost 17

Dec. 3	Southern Mississippi	66-73/OT	Fairground Pavilion
Dec. 6	Arkansas	70-77/OT	Fairground Pavilion
Dec. 8	at TCU	51-62	Fort Worth, Texas
Dec. 10	at Texas Tech	62-66	Lubbock, Texas
Dec. 12	UTEP	77-59	Fairground Pavilion
Dec. 15	#17 Iowa State	52-72	Fairground Pavilion
Dec. 20	Detroit*	75-74	Fairground Pavilion
Dec. 22	Idaho State	56-68	Fairground Pavilion
Dec. 29	Oregon	53-57	Fairground Pavilion
Jan. 5	at Loyola (La.)	60-59	New Orleans, La.
Jan. 7	at Houston*	65-64	Houston, Texas
Jan. 12	#12 Bradley*	56-67	Fairground Pavilion
Jan. 19	at Wichita State*	61-60	Wichita, Kan.
Jan. 21	at Bradley*	56-72	Peoria, Ill.
Jan. 26	at St. Louis*	67-88	St. Louis, Mo.
Jan. 30	Cal-Santa Barbara	72-59	Fairground Pavilion
Feb. 1	Houston*	78-58	Fairground Pavilion
Feb. 4	at Oklahoma A&M*	42-50	Stillwater, Okla.
Feb. 9	Wichita State*	53-72	Fairground Pavilion
Feb. 12	at Arkansas	43-52	Fayetteville, Ark.
Feb. 16	at Drake*	61-74	Des Moines, Iowa
Feb. 18	at Detroit*	69-87	Detroit, Mich.
Feb. 25	Oklahoma A&M*	43-44	Fairground Pavilion
Feb. 28	#14 St. Louis*	58-60	Fairground Pavilion
Mar. 2	Drake*	85-70	Fairground Pavilion

Missouri Valley Conference

1957-58 Won 7, Lost 19

Dec. 5	New Mexico State	62-56	Fairground Pavilion
Dec. 7	Arkansas	61-79	Fairground Pavilion
Dec. 13	at Wyoming	61-74	Laramie, Wyo.
Dec. 14	at Utah	55-94	Salt Lake City, Utah
Dec. 17	Oklahoma	38-46	Okla. City, Okla.
Dec. 21	Wyoming	57-51	Fairground Pavilion
Dec. 26	Idaho State^	64-54	Okla. City, Okla.
Dec. 27	at Oklahoma City^	41-48	Okla. City, Okla.
Dec. 28	Niagara^	49-65	Okla. City, Okla.
Jan. 4	#5 Cincinnati*	70-77	Fairground Pavilion
Jan. 6	Drake*	59-57	Fairground Pavilion
Jan. 11	#8 Oklahoma State	43-51	Fairground Pavilion
Jan. 18	#17 Wichita State*	63-74	Fairground Pavilion
Jan. 23	at #20 Arkansas	43-50	Fayetteville, Ark.
Jan. 25	at Houston*	50-46	Houston, Texas
Jan. 27	at North Texas*	57-59	Denton, Texas
Feb. 1	Houston*	70-57	Fairground Pavilion
Feb. 5	at #6 Oklahoma State	46-64	Stillwater, Okla.
Feb. 8	at Drake*	72-74	Des Moines, Iowa
Feb. 10	at St. Louis*	59-60	St. Louis, Mo.
Feb. 15	at Wichita State*	64-66	Wichita, Kan.
Feb. 17	North Texas*	81-49	Fairground Pavilion
Feb. 22	at #2 Cincinnati *	71-86	Cincinnati, Ohio
Feb. 24	at #14 Bradley*	54-72	Peoria, Ill.
Mar. 1	#11 Bradley*	46-60	Fairground Pavilion
Mar. 6	St. Louis*	66-84	Fairground Pavilion

*All-College Tournament
Missouri Valley Conference

1958-59 Won 10, Lost 15

Dec. 1	UTEP	54-58	Fairground Pavilion
Dec. 6	Arizona State	79-71	Fairground Pavilion
Dec. 16	Oklahoma State	71-50	Fairground Pavilion
Dec. 19	at Arkansas	54-52	Fayetteville, Ark.
Dec. 20	Hardin-Simmons	84-78	Fairground Pavilion
Dec. 23	New Mexico State	60-58	Fairground Pavilion
Dec. 26	Duquesne (Pa.)^	67-78	Okla. City, Okla.
Dec. 27	Wichita State^	80-75	Okla. City, Okla.
Dec. 29	Oregon^	65-67	Okla. City, Okla.
Jan. 3	at North Texas*	54-55	Denton, Texas
Jan. 5	at Houston*	66-84	Houston, Texas
Jan. 10	Drake*	59-49	Fairground Pavilion
Jan. 12	at #14 St. Louis*	61-76	St. Louis, Mo.
Jan. 17	at Wichita State*	71-91	Wichita, Kan.
Jan. 22	Loyola (La.)	68-63	Fairground Pavilion
Jan. 24	Arkansas	61-54	Fairground Pavilion
Jan. 31	at #8 Bradley*	72-86	Peoria, Ill.
Feb. 2	at #5 Cincinnati *	71-84	Cincinnati, Ohio
Feb. 14	Houston*	56-68	Fairground Pavilion
Feb. 16	North Texas*	78-60	Fairground Pavilion
Feb. 21	#10 Bradley*	57-58	Fairground Pavilion
Feb. 23	#6 Cincinnati*	69-92	Fairground Pavilion
Feb. 28	at Drake*	56-61	Des Moines, Iowa
Mar. 2	at #12 St. Louis*	55-83	St. Louis, Mo.
Mar. 7	Wichita State*	60-61	Fairground Pavilion

*All-College Tournament
Missouri Valley Conference

1959-60 Won 9, Lost 17

Dec. 1	at SW Missouri State	66-79	Springfield, Mo.
Dec. 5	Baylor	54-69	Fairground Pavilion
Dec. 7	at Arkansas	51-65	Fayetteville, Ark.
Dec. 9	at TCU	77-99	Fort Worth, Texas
Dec. 15	at Oklahoma State	40-41	Stillwater, Okla.
Dec. 17	TCU	79-72	Fairground Pavilion
Dec. 19	Texas	57-67	Fairground Pavilion
Dec. 28	Bowling Green^	58-61	Okla. City, Okla.
Dec. 29	Clemson^	70-52	Okla. City, Okla.
Dec. 30	Niagara^	75-68	Okla. City, Okla.
Jan. 4	at Houston*	62-68	Houston, Texas
Jan. 7	#4 Bradley*	58-71	Fairground Pavilion

Jan. 9 #1 Cincinnati*	50-83	Fairground Pavilion
Jan. 16 Wichita State*	68-64	Fairground Pavilion
Jan. 23 at Missouri	74-84	Columbia, Mo.
Jan. 28 Arkansas	78-65	Fairground Pavilion
Jan. 30 North Texas*	79-73	Fairground Pavilion
Feb. 4 at Drake*	51-62	Des Moines, Iowa
Feb. 6 at St. Louis*	56-83	St. Louis, Mo.
Feb. 11 at North Texas*	58-57	Denton, Texas
Feb. 13 at Houston*	59-58	Houston, Texas
Feb. 18 Drake*	56-55	Fairground Pavilion
Feb. 20 St. Louis*	68-72	Fairground Pavilion
Feb. 27 at #3 Bradley*	60-81	Peoria, Ill.
Feb. 29 at #1 Cincinnati*	64-110	Cincinnati, Ohio
Mar. 5 at Wichita State*	73-90	Wichita, Kan.

**All-College Tournament*
**Missouri Valley Conference*



Joe Swank

8 seasons **W-102, L-103**

1960-61 Won 8, Lost 17

Dec. 3 #13 UCLA	74-94	Fairground Pavilion
Dec. 5 UTEP	88-74	Fairground Pavilion
Dec. 10 Oklahoma State	59-57	Fairground Pavilion
Dec. 13 Arkansas	64-59	Fairground Pavilion
Dec. 17 at Texas	70-80	Austin, Texas
Dec. 19 at Baylor	73-66	Waco, Texas
Dec. 27 New York University*	61-70	Okla. City, Okla.
Dec. 28 at Oklahoma City*	62-83	Okla. City, Okla.
Dec. 29 TCU*	81-65	Okla. City, Okla.
Jan. 5 at St. Louis*	47-54	St. Louis, Mo.
Jan. 7 at #2 Bradley*	66-76	Peoria, Ill.
Jan. 12 Drake*	81-69	Fairground Pavilion
Jan. 14 Cincinnati*	75-92	Fairground Pavilion
Jan. 26 at Arkansas	58-66	Fayetteville, Ark.
Jan. 28 at Wichita State*	74-91	Wichita, Kan.
Feb. 2 Houston	73-88	Fairground Pavilion
Feb. 4 North Texas*	99-65	Fairground Pavilion
Feb. 8 Oklahoma City	78-73	Fairground Pavilion
Feb. 11 Wichita State*	70-87	Fairground Pavilion
Feb. 16 at Drake*	84-88	Des Moines, Iowa
Feb. 18 at #4 Cincinnati*	52-81	Cincinnati, Ohio
Feb. 23 St. Louis*	68-72	Fairground Pavilion
Feb. 25 #4 Bradley*	62-64	Fairground Pavilion
Mar. 2 at North Texas*	55-58	Denton, Texas
Mar. 4 at Houston	65-89	Houston, Texas

**All-College Tournament*
**Missouri Valley Conference*

1961-62 Won 7, Lost 19

Dec. 2 Colorado State	78-85	Fairground Pavilion
Dec. 4 UTEP	76-66	Fairground Pavilion
Dec. 7 at Detroit	53-76	Detroit, Mich.
Dec. 9 at Michigan State	70-90	East Lansing, Mich.
Dec. 14 at Arkansas	59-87	Fayetteville, Ark.
Dec. 18 at Oklahoma State	57-81	Stillwater, Okla.
Dec. 19 UC-Santa Barbara	68-64	Fairground Pavilion
Dec. 21 Hardin-Simmons	74-61	Fairground Pavilion
Dec. 23 Santa Clara	47-51	Fairground Pavilion
Dec. 30 Lamar	80-83	Fairground Pavilion
Jan. 6 at #2 Cincinnati*	43-72	Cincinnati, Ohio
Jan. 8 at St. Louis*	59-81	St. Louis, Mo.
Jan. 11 Houston	61-69	Fairground Pavilion
Jan. 13 Bradley*	68-85	Fairground Pavilion
Jan. 18 Wichita State*	86-77	Fairground Pavilion
Jan. 24 Arkansas	77-99	Fairground Pavilion
Jan. 27 at Drake*	53-87	Des Moines, Iowa
Jan. 29 at #9 Bradley*	50-62	Peoria, Ill.
Feb. 1 at North Texas*	76-61	Denton, Texas

Feb. 10 #3 Cincinnati*	52-70	Fairground Pavilion
Feb. 17 St. Louis*	58-69	Fairground Pavilion
Feb. 20 at Houston	71-98	Houston, Texas
Feb. 22 at Miami (Fla.)	66-83	Miami, Fla.
Feb. 24 North Texas*	60-49	Fairground Pavilion
Feb. 27 Drake*	75-84	Fairground Pavilion
Mar. 3 at Wichita State*	63-60	Wichita, Kan.

**Missouri Valley Conference*

1962-63 Won 17, Lost 8

Dec. 1 Central Missouri State	68-53	Fairground Pavilion
Dec. 7 Purdue	73-65	Fairground Pavilion
Dec. 10 Florida	85-79	Fairground Pavilion
Dec. 13 at Arkansas	76-68	Fayetteville, Ark.
Dec. 18 Adams State (Colo.)	107-54	Fairground Pavilion
Dec. 21 Los Angeles State	53-44	Fairground Pavilion
Dec. 22 Phillips 66'ers	91-72	Fairground Pavilion
Dec. 28 at SMU	71-73	Dallas, Texas
Jan. 3 at Bradley*	58-72	Peoria, Ill.
Jan. 5 at St. Louis*	45-70	St. Louis, Mo.
Jan. 10 Drake*	79-72	Fairground Pavilion
Jan. 12 #1 Cincinnati*	57-67	Fairground Pavilion
Jan. 15 #7 Wichita State*	85-83/2OT	Fairground Pavilion
Jan. 26 at Centenary	84-65	Shreveport, La.
Jan. 28 at Loyola (La.)	57-50	New Orleans, La.
Jan. 31 Arkansas	68-66	Fairground Pavilion
Feb. 2 at #10 Wichita State*	38-66	Wichita, Kan.
Feb. 7 at North Texas*	60-65	Denton, Texas
Feb. 9 at Houston	76-69	Houston, Texas
Feb. 14 Bradley*	67-62	Fairground Pavilion
Feb. 16 St. Louis*	66-65	Fairground Pavilion
Feb. 21 at Drake*	65-81	Des Moines, Iowa
Feb. 23 at #1 Cincinnati*	54-55	Cincinnati, Ohio
Feb. 28 Houston	88-80	Fairground Pavilion
Mar. 2 North Texas*	86-71	Fairground Pavilion

**Missouri Valley Conference*

1963-64 Won 10, Lost 15

Dec. 2 SW Louisiana	93-69	Fairground Pavilion
Dec. 6 at New York University	76-99	New York, N.Y.
Dec. 7 at St. Bonaventure	64-79	St. Bonaventure, N.Y.
Dec. 11 Christian Brothers	127-81	Fairground Pavilion
Dec. 14 Long Beach State	112-83	Fairground Pavilion
Dec. 18 Michigan State	89-88	Fairground Pavilion
Dec. 21 at Florida	86-82	Gainesville, Fla.
Dec. 23 at Florida State	76-91	Tallahassee, Fla.
Dec. 28 at #5 Cincinnati*	52-54	Cincinnati, Ohio
Dec. 30 at Xavier (Ohio)	71-83	Cincinnati, Ohio
Jan. 2 at St. Louis*	63-70	St. Louis, Mo.
Jan. 4 at Bradley*	59-79	Peoria, Ill.
Jan. 9 North Texas*	91-72	Fairground Pavilion
Jan. 11 Wichita State*	66-88	Fairground Pavilion
Jan. 25 Arkansas	95-86	Fairground Pavilion
Jan. 29 Missouri	94-79	Fairground Pavilion
Feb. 1 Cincinnati*	74-85	Fairground Pavilion
Feb. 6 at North Texas*	65-68	Denton, Texas
Feb. 8 Loyola (La.)	99-76	Fairground Pavilion
Feb. 13 Bradley*	64-73	Fairground Pavilion
Feb. 15 Drake*	76-84	Fairground Pavilion
Feb. 20 St. Louis*	81-90	Fairground Pavilion
Feb. 24 Centenary	86-94	Fairground Pavilion
Feb. 27 at Drake*	63-72	Des Moines, Iowa
Feb. 29 at #5 Wichita State*	79-98	Wichita, Kan.

**Missouri Valley Conference*

1964-65 Won 14, Lost 11

Dec. 5 #15 Seattle	98-76	Convention Center
Dec. 8 at SMU	69-50	Dallas, Texas
Dec. 10 at Loyola (La.)	56-57	New Orleans, La.
Dec. 15 at Arkansas	64-65	Fayetteville, Ark.
Dec. 19 Memphis State	80-63	Fairground Pavilion
Dec. 26 Florida State	72-74	Fairground Pavilion
Dec. 28 Maryland*	59-66	Miami, Fla.
Dec. 29 Yale*	73-61	Miami, Fla.

Jan. 4 at St. Louis*	53-54	St. Louis, Mo.
Jan. 7 Bradley*	69-71	Fairground Pavilion
Jan. 9 Louisville*	76-62	Fairground Pavilion
Jan. 13 at North Texas*	63-57	Denton, Texas
Jan. 23 Loyola (Calif.)	70-59	Fairground Pavilion
Jan. 28 at Drake*	58-60	Des Moines, Iowa
Jan. 30 at Bradley*	68-74	Peoria, Ill.
Feb. 1 #8 San Francisco	59-53	Fairground Pavilion
Feb. 4 at Louisville*	67-73	Louisville, Ky.
Feb. 6 at Cincinnati*	69-66	Cincinnati, Ohio
Feb. 11 Drake*	67-48	Fairground Pavilion
Feb. 13 St. Louis*	59-66	Fairground Pavilion
Feb. 16 Xavier (Ohio)	81-65	Fairground Pavilion
Feb. 18 #10 Wichita State*	75-64	Fairground Pavilion
Feb. 20 Cincinnati*	84-71	Fairground Pavilion
Feb. 25 North Texas*	87-77	Fairground Pavilion
Mar. 1 at Wichita State*	48-59	Wichita, Kan.

**Hurricane Classic*

**Missouri Valley Conference*

1965-66 Won 16, Lost 13

Dec. 2 at Colorado	72-79	Boulder, Colo.
Dec. 4 at #10 Kansas State	70-63	Manhattan, Kan.
Dec. 6 South Dakota State	88-63	Fairground Pavilion
Dec. 11 St. Mary's (Texas)	66-51	Fairground Pavilion
Dec. 13 Loyola (La.)	70-44	Fairground Pavilion
Dec. 17 West Texas State	81-53	Fairground Pavilion
Dec. 18 at Loyola (Ill.)	72-100	Chicago Stadium
Dec. 21 at Utah State	67-66	Logan, Utah
Dec. 23 at St. Mary's (Calif.)	82-60	San Francisco, Calif.
Dec. 27 Washington*	92-67	Honolulu, Hawaii
Dec. 28 #7 Michigan*	78-67	Honolulu, Hawaii
Dec. 30 St. Louis*	70-64	Honolulu, Hawaii
Jan. 3 at #9 UTEP	54-63	El Paso, Texas
Jan. 6 Louisville*	84-79	Fairground Pavilion
Jan. 8 Cincinnati*	73-71	Fairground Pavilion
Jan. 13 North Texas*	62-60	Fairground Pavilion
Jan. 15 Houston	71-72	Fairground Pavilion
Jan. 29 at Wichita State*	72-87	Wichita, Kan.
Jan. 31 at Drake*	55-60	Des Moines, Iowa
Feb. 5 at Houston	77-97	Houston, Texas
Feb. 7 at North Texas*	81-75	Denton, Texas
Feb. 10 St. Louis*	63-69	Fairground Pavilion
Feb. 12 Bradley*	84-79	Fairground Pavilion
Feb. 17 at Louisville*	50-84	Louisville, Ky.
Feb. 19 at Cincinnati*	75-88	Cincinnati, Ohio
Feb. 24 at St. Louis*	66-74	St. Louis, Mo.
Feb. 26 at Bradley*	65-73	Peoria, Ill.
Mar. 3 Drake*	56-45	Fairground Pavilion
Mar. 5 Wichita State*	79-81/OT	Fairground Pavilion

**Rainbow Classic*

**Missouri Valley Conference*

1966-67 Won 19, Lost 8

Dec. 1 at St. Mary's (Texas)	66-57	San Antonio, Texas
Dec. 3 Colorado	75-80	Fairground Pavilion
Dec. 9 at Wyoming	91-87	Laramie, Wyo.
Dec. 10 at Colorado State	77-65	Fort Collins, Colo.
Dec. 12 at West Texas State	70-57	Canyon, Texas
Dec. 14 Hawaii	84-58	Fairground Pavilion
Dec. 17 Texas-Arlington	107-74	Fairground Pavilion
Dec. 19 San Diego State	57-59	Fairground Pavilion
Dec. 21 Utah State	67-52	Fairground Pavilion
Dec. 28 Yale	71-65	Fairground Pavilion
Jan. 3 at #2 Louisville*	62-76	Louisville, Ky.
Jan. 5 at #8 Cincinnati*	65-64	Cincinnati, Ohio
Jan. 12 North Texas*	65-59	Fairground Pavilion
Jan. 14 at Memphis State	54-43	Memphis, Tenn.
Jan. 28 Wichita State*	68-61	Fairground Pavilion
Jan. 30 Drake*	82-54	Fairground Pavilion
Feb. 2 at North Texas*	65-62	Denton, Texas
Feb. 4 #4 UTEP	53-61	Fairground Pavilion
Feb. 9 at Bradley*	72-71	Peoria, Ill.
Feb. 11 at St. Louis*	62-76	St. Louis, Mo.

Feb. 16 Cincinnati*	76-57	Fairground Pavilion
Feb. 18 #2 Louisville*	64-82	Fairground Pavilion
Feb. 23 Bradley*	65-62	Fairground Pavilion
Feb. 25 St. Louis*	60-59	Fairground Pavilion
Mar. 2 at Drake*	59-62	Des Moines, Iowa
Mar. 4 at Wichita State*	70-57	Wichita, Kan.
Mar. 15 Marquette#	60-64	New York, N.Y.

* Missouri Valley Conference
NIT Tournament

1967-68 Won 11, Lost 12

Dec. 2 St. Mary's (Texas)	70-57	Fairground Pavilion
Dec. 6 North Dakota State	88-55	Fairground Pavilion
Dec. 9 Kansas State	62-58	Fairground Pavilion
Dec. 12 Lamar	68-56	Fairground Pavilion
Dec. 14 Army^	55-53	Knoxville, Tenn.
Dec. 15 at Tennessee^	48-56	Knoxville, Tenn.
Dec. 18 Wyoming	72-58	Fairground Pavilion
Dec. 20 at Memphis State*	64-47	Memphis, Tenn.
Jan. 4 Louisville*	59-65	Fairground Pavilion
Jan. 6 Cincinnati*	62-59	Fairground Pavilion
Jan. 13 North Texas*	61-58	Fairground Pavilion
Jan. 20 at Wichita State*	78-86	Wichita, Kan.
Jan. 22 at Drake*	58-63/OT	Des Moines, Iowa
Feb. 1 at North Texas*	70-57	Denton, Texas
Feb. 3 Memphis State*	52-48	Fairground Pavilion
Feb. 8 Bradley*	57-76	Fairground Pavilion
Feb. 10 St. Louis*	54-73	Fairground Pavilion
Feb. 15 at Louisville*	67-76/OT	Louisville, Ky.
Feb. 17 at Cincinnati*	58-75	Cincinnati, Ohio
Feb. 22 at Bradley*	67-85	Peoria, Ill.
Feb. 24 at St. Louis*	62-78	St. Louis, Mo.
Mar. 2 Drake*	65-69	Fairground Pavilion
Mar. 9 Wichita State*	81-85	Fairground Pavilion

^Volunteer Classic
* Missouri Valley Conference



Ken Hayes
7 seasons W-117, L-69

1968-69 Won 19, Lost 8

Nov. 30 Texas-Pan American	96-64	Fairground Pavilion
Dec. 3 Cal-Poly Pomona	101-90	Fairground Pavilion
Dec. 7 at Kansas State	66-63	Manhattan, Kan.
Dec. 12 Cal State-Fullerton	93-84	Fairground Pavilion
Dec. 14 Long Beach State	102-78	Fairground Pavilion
Dec. 16 at Lamar	77-103	Beaumont, Texas
Dec. 19 San Jose State	89-84	Fairground Pavilion
Dec. 23 at Bradley*	81-79	Peoria, Ill.
Dec. 27 UTEP^	81-73	Los Angeles, Calif.
Dec. 28 at Southern Cal. ^	88-99	Los Angeles, Calif.
Jan. 2 #10 Cincinnati*	57-50	Fairground Pavilion
Jan. 4 #14 Louisville*	85-69	Fairground Pavilion
Jan. 11 at #18 Drake*	86-78	Des Moines, Iowa
Jan. 13 at St. Louis*	89-66	St. Louis, Mo.
Jan. 18 Memphis State*	70-69	Fairground Pavilion
Jan. 25 at Southern Illinois	85-82	Carbondale, Ill.
Jan. 27 North Texas*	104-94	Fairground Pavilion
Feb. 1 Wichita State*	94-69	Fairground Pavilion
Feb. 5 St. Louis*	80-66	Fairground Pavilion
Feb. 8 Bradley*	94-80	Fairground Pavilion
Feb. 13 at #20 Louisville*	81-83	Louisville, Ky.
Feb. 15 at Cincinnati*	63-76	Cincinnati, Ohio
Feb. 22 Drake*	78-87	Fairground Pavilion
Feb. 27 at Memphis State*	62-56	Memphis, Tenn.
Mar. 1 at North Texas*	84-89	Denton, Texas

Mar. 3 at Wichita State*	87-95/OT	Wichita, Kan.
Mar. 13 St. Peter's#	71-75	New York, N.Y.

^Trojan Classic
* Missouri Valley Conference
NIT Tournament

1969-70 Won 15, Lost 11

Dec. 1 at #3 Purdue	74-77	Lafayette, Ind.
Dec. 5 at Long Beach State	73-77	Long Beach, Calif.
Dec. 6 at San Jose State	81-76	San Jose, Calif.
Dec. 10 Arkansas^	74-66	Memphis, Tenn.
Dec. 11 at Memphis State^	82-72	Memphis, Tenn.
Dec. 13 at St. Mary's (Texas)	65-57	San Antonio, Texas
Dec. 20 UNLV	89-90	Fairground Pavilion
Dec. 22 Bradley*	101-78	Fairground Pavilion
Dec. 27 MacMurray (Texas)	91-76	Fairground Pavilion
Jan. 3 at Louisville*	67-84	Louisville, Ky.
Jan. 5 at Cincinnati*	74-78	Cincinnati, Ohio
Jan. 10 Drake*	73-77	Fairground Pavilion
Jan. 15 Oklahoma City	101-86	Fairground Pavilion
Jan. 17 at Memphis State*	77-66	Memphis, Tenn.
Jan. 22 Southern Illinois	66-65	Fairground Pavilion
Jan. 24 St. Louis*	77-62	Fairground Pavilion
Jan. 27 at North Texas*	77-93	Denton, Texas
Jan. 31 at Wichita State*	81-73	Wichita, Kan.
Feb. 4 at St. Louis*	63-79	St. Louis, Mo.
Feb. 6 at Bradley*	70-61	Peoria, Ill.
Feb. 11 Louisville*	67-77	Fairground Pavilion
Feb. 13 Cincinnati*	68-72	Fairground Pavilion
Feb. 20 at #17 Drake*	74-80	Des Moines, Iowa
Feb. 26 Memphis State*	87-78	Fairground Pavilion
Feb. 28 North Texas*	97-80	Fairground Pavilion
Mar. 2 Wichita State*	108-92	Fairground Pavilion

Liberty Bowl Classic
* Missouri Valley Conference

1970-71 Won 17, Lost 9

Dec. 1 St. Mary's (Texas)	71-60	Fairground Pavilion
Dec. 5 Purdue	100-98	Fairground Pavilion
Dec. 10 Bradley*	82-88	Fairground Pavilion
Dec. 12 at #1 UCLA	75-95	Los Angeles, Calif.
Dec. 19 Georgia Southern	88-61	Fairground Pavilion
Dec. 21 San Diego State	113-87	Fairground Pavilion
Dec. 23 Texas A&M	103-71	Fairground Pavilion
Dec. 28 Long Beach State^	68-61	Las Vegas, Nev.
Dec. 29 Indiana State^	72-79	Las Vegas, Nev.
Jan. 4 La Salle (Pa.)	61-63	Fairground Pavilion
Jan. 6 Cal State-Hayward	101-74	Fairground Pavilion
Jan. 9 at #16 Drake*	66-60	Des Moines, Iowa
Jan. 11 at St. Louis*	65-79	St. Louis, Mo.
Jan. 16 #19 Memphis State*	90-85	Fairground Pavilion
Jan. 23 Corpus Christi	99-84	Fairground Pavilion
Jan. 28 at Oklahoma City	87-84	Oklahoma City, Okla.
Jan. 30 Wichita State*	89-86	Fairground Pavilion
Feb. 1 St. Louis*	75-70	Fairground Pavilion
Feb. 3 at Louisville*	85-98	Louisville, Ky.
Feb. 6 at Bradley*	80-86	Peoria, Ill.
Feb. 11 North Texas*	89-84	Fairground Pavilion
Feb. 20 Drake*	84-87	Fairground Pavilion
Feb. 25 at Memphis State*	94-91/2OT	Memphis, Tenn.
Mar. 1 at Wichita State*	93-69	Wichita, Kan.
Mar. 4 at North Texas*	84-76	Denton, Texas

^Las Vegas Classic
* Missouri Valley Conference

1971-72 Won 15, Lost 11

Dec. 2 Cal State-Fullerton	99-75	Fairground Pavilion
Dec. 4 at St. Mary's (Texas)	64-57	San Antonio, Texas
Dec. 6 at Texas A&M	90-79	College Station, Texas
Dec. 11 at LaSalle	80-77	Philadelphia, Pa.
Dec. 18 Texas Tech	99-84	Fairground Pavilion
Dec. 22 at Bradley*	79-89	Peoria, Ill.
Dec. 30 Missouri-St. Louis	92-72	Fairground Pavilion
Jan. 3 Trinity (Texas)	96-70	Fairground Pavilion
Jan. 8 Drake*	94-76	Fairground Pavilion
Jan. 13 St. Louis*	61-72	Fairground Pavilion
Jan. 15 at Memphis State*	72-99	Memphis, Tenn.
Jan. 20 Creighton	76-75	Fairground Pavilion
Jan. 22 at Cincinnati	74-81	Cincinnati, Ohio
Jan. 27 Arkansas State	86-60	Fairground Pavilion
Jan. 29 at Wichita State*	60-92	Wichita, Kan.
Feb. 3 at St. Louis*	61-63	St. Louis, Mo.
Feb. 5 Bradley*	73-88	Fairground Pavilion
Feb. 10 at North Texas*	75-69	Denton, Texas
Feb. 12 #4 Louisville*	66-84	Fairground Pavilion
Feb. 17 West Texas State	95-87	Fairground Pavilion
Feb. 19 at Drake*	84-82	Des Moines, Iowa
Feb. 24 Oklahoma City	100-101/OT	Fairground Pavilion
Feb. 26 #19 Memphis State*	90-91	Fairground Pavilion
Mar. 2 Wichita State*	88-83	Fairground Pavilion
Mar. 4 North Texas*	89-86/2OT	Fairground Pavilion
Mar. 6 at #2 Louisville*	83-102	Louisville, Ky.

* Missouri Valley Conference

1972-73 Won 18, Lost 8

Nov. 27 Samford (Ala.)	108-86	Fairground Pavilion
Dec. 1 Oklahoma	78-86	Oklahoma City, Okla.
Dec. 2 St. Mary's (Texas)	80-65	Fairground Pavilion
Dec. 9 #16 Kansas State	89-79	Fairground Pavilion
Dec. 12 at Texas Tech	83-92	Lubbock, Texas
Dec. 16 Cal-Bakersfield	89-79	Fairground Pavilion
Dec. 23 Cincinnati	92-86/OT	Fairground Pavilion
Dec. 29 Seattle^	62-68	Albuquerque, N.M.
Dec. 30 Dartmouth^	94-63	Albuquerque, N.M.
Jan. 4 at Bradley*	82-73	Peoria, Ill.
Jan. 9 at Arkansas	85-81	Fayetteville, Ark.
Jan. 13 North Texas*	106-76	Fairground Pavilion
Jan. 17 at St. Louis*	58-57	St. Louis, Mo.
Jan. 20 West Texas State*	87-84	Fairground Pavilion
Jan. 23 at Oklahoma City	96-100	Oklahoma City, Okla.
Jan. 27 at Wichita State*	96-91	Wichita, Kan.
Jan. 29 at Creighton	76-68	Omaha, Neb.
Feb. 1 St. Louis*	64-68	Fairground Pavilion
Feb. 3 Drake*	95-94	Fairground Pavilion
Feb. 8 at New Mexico State*	68-76	Las Cruces, N.M.
Feb. 10 #15 Memphis State*	87-91/OT	Fairground Pavilion
Feb. 15 at North Texas*	100-77	Denton, Texas
Feb. 17 New Mexico State*	78-76	Fairground Pavilion
Feb. 24 at West Texas State*	106-90	Canyon, Texas
Mar. 1 at Louisville*	62-69	Louisville, Ky.
Mar. 3 Wichita State*	97-91	Fairground Pavilion

^Lobo Classic
* Missouri Valley Conference

1973-74 Won 18, Lost 8

Nov. 30 Oklahoma State	54-72	Oklahoma City, Okla.
Dec. 3 Texas-Pan American	100-74	Fairground Pavilion
Dec. 6 Houston Baptist	94-73	Fairground Pavilion
Dec. 8 NE Louisiana	84-72	Fairground Pavilion
Dec. 13 St. Cloud (Minn.)	103-85	Fairground Pavilion
Dec. 15 at Arkansas State	90-81	Little Rock, Ark.
Dec. 21 Iowa State	79-69	Fairground Pavilion
Dec. 22 Arkansas	95-72	Fairground Pavilion
Dec. 28 at Texas-Pan American^	106-97	Edinburg, Texas
Dec. 29 Texas A&M^	88-67	Edinburg, Texas
Jan. 5 #13 Louisville*	75-78	Fairground Pavilion
Jan. 10 Wichita State*	79-81	Fairground Pavilion



Jan. 12	New Mexico State*	75-80	Fairground Pavilion
Jan. 17	Oklahoma City	91-83	Fairground Pavilion
Jan. 19	at North Texas*	90-89	Denton, Texas
Jan. 24	West Texas State*	88-67	Fairground Pavilion
Jan. 26	at Memphis State	64-67	Memphis, Tenn.
Jan. 31	at St. Louis*	74-63	St. Louis, Mo.
Feb. 2	at Drake*	65-68	Des Moines, Iowa
Feb. 7	Bradley*	73-81	Fairground Pavilion
Feb. 9	Drake*	93-73	Fairground Pavilion
Feb. 16	at New Mexico State*	68-51	Las Cruces, N.M.
Feb. 21	at Wichita State*	66-67	Wichita, Kan.
Feb. 23	North Texas*	87-75	Fairground Pavilion
Mar. 2	at West Texas State*	72-66	Amarillo, Texas
Mar. 4	Oral Roberts	85-84	Fairground Pavilion

*Pan American Classic
*Missouri Valley Conference

1974-75 Won 15, Lost 14

Nov. 29	Oklahoma	71-64	Okl. City, Okla.
Nov. 30	St. Mary's (Texas)	75-69	Fairground Pavilion
Dec. 3	Missouri-St. Louis	95-82	Fairground Pavilion
Dec. 7	Houston Baptist	97-78	Fairground Pavilion
Dec. 12	Arkansas State	106-91	Fairground Pavilion
Dec. 14	at Texas-Pan American	70-76	Edinburg, Texas
Dec. 21	at Arkansas	64-60	Fayetteville, Ark.
Dec. 26	Villanova^	85-88	Honolulu, Hawaii
Dec. 27	San Jose State^	82-74	Honolulu, Hawaii
Dec. 28	#9 Pennsylvania^	81-75	Honolulu, Hawaii
Jan. 4	New Mexico State*	56-58	Fairground Pavilion
Jan. 11	at Drake*	85-86	Des Moines, Iowa
Jan. 16	St. Louis	65-71	Fairground Pavilion
Jan. 18	West Texas State*	75-77	Fairground Pavilion
Jan. 20	at Oklahoma City	106-105/2OT	Okl. City, Okla.
Jan. 23	Wichita State*	74-63	Fairground Pavilion
Jan. 25	at West Texas State*	82-78	Amarillo, Texas
Jan. 27	at New Mexico State*	64-76	Las Cruces, N.M.
Jan. 30	Bradley*	89-91	Fairground Pavilion
Feb. 1	at St. Louis	74-76	St. Louis, Mo.
Feb. 6	North Texas*	84-81	Denton, Texas
Feb. 8	#3 Louisville*	84-77	Fairground Pavilion
Feb. 13	at Bradley*	77-92	Peoria, Ill.
Feb. 15	at Wichita State*	67-71	Wichita, Kan.
Feb. 20	Memphis State	80-88	Fairground Pavilion
Feb. 22	at #6 Louisville*	79-104	Louisville, Ky.
Feb. 27	North Texas*	100-97	Fairground Pavilion
Mar. 1	Drake*	102-110	Fairground Pavilion
Mar. 6	at Oral Roberts	91-83	Mabee Center

^Rainbow Classic
*Missouri Valley Conference



Jim King
4-2/3 seasons W-44, L-82

1975-76 Won 9, Lost 18

Nov. 29	Oklahoma State	75-59	Okl. City, Okla.
Dec. 3	at Oklahoma	71-66	Norman, Okla.
Dec. 4	St. Mary's (Texas)	69-73	Fairground Pavilion
Dec. 10	at Oral Roberts	69-70	Mabee Center
Dec. 12	St. John's^	62-78	Provo, Utah
Dec. 13	Long Beach State^	81-74	Provo, Utah
Dec. 19	at UTEP%	67-77	El Paso, Texas
Dec. 20	#17 Auburn%	75-92	El Paso, Texas
Dec. 30	Missouri-St. Louis	93-78	Fairground Pavilion
Jan. 3	Southern Illinois*	62-63	Fairground Pavilion
Jan. 8	at West Texas State*	59-75	Amarillo, Texas
Jan. 10	Bradley*	99-87	Fairground Pavilion
Jan. 15	Louisville	68-78	Fairground Pavilion



1972-73 Team

Jan. 17	at Wichita State*	71-75	Wichita, Kan.
Jan. 22	Drake*	103-83	Fairground Pavilion
Jan. 24	at Southern Illinois*	76-79	Carbondale, Ill.
Jan. 29	St. Louis	62-78	Fairground Pavilion
Jan. 31	at Bradley*	86-89	Peoria, Ill.
Feb. 7	Wichita State*	61-70	Fairground Pavilion
Feb. 10	Creighton	69-75	Fairground Pavilion
Feb. 14	at New Mexico State*	94-97	Las Cruces, N.M.
Feb. 17	at Memphis State	83-91	Memphis, Tenn.
Feb. 19	at Louisville	90-98/OT	Louisville, Ky.
Feb. 26	West Texas State*	80-76	Fairground Pavilion
Feb. 28	New Mexico State*	86-83	Fairground Pavilion
Mar. 4	at Drake*	78-81	Des Moines, Iowa
Mar. 6	Oral Roberts	87-78	Convention Center

^Cougar Classic
%Sun Bowl Tournament
*Missouri Valley Conference

1976-77 Won 7, Lost 20

Nov. 27	Oklahoma	78-85	Okl. City, Okla.
Dec. 2	at Oral Roberts	62-106	Mabee Center
Dec. 4	at Oklahoma State#	81-86	Stillwater, Okla.
Dec. 9	St. Mary's (Texas)	44-62	Fairground Pavilion
Dec. 11	at Iowa State	88-65	Ames, Iowa
Dec. 18	at #9 UCLA	85-110	Los Angeles, Calif.
Dec. 21	North Texas	103-110	Fairground Pavilion
Dec. 23	#18 Arkansas	66-81	Fairground Pavilion
Dec. 30	Wisconsin-Milwaukee	82-71	Convention Center
Jan. 4	at Creighton	75-86	Omaha, Neb.
Jan. 8	Oral Roberts	62-80	Convention Center
Jan. 11	at New Mexico State*	69-82	Las Cruces, N.M.
Jan. 13	Drake*	74-70	Fairground Pavilion
Jan. 15	West Texas State*	69-92	Fairground Pavilion
Jan. 20	at Wichita State*	48-68	Wichita, Kan.
Jan. 27	VCU	66-61	Fairground Pavilion
Jan. 29	at Southern Illinois*	51-85	Carbondale, Ill.
Feb. 2	Quincy College	59-65	Convention Center
Feb. 5	Bradley*	78-80	Fairground Pavilion
Feb. 10	Wichita State*	71-64	Fairground Pavilion
Feb. 12	at Drake*	72-99	Des Moines, Iowa
Feb. 15	#8 Louisville	67-91	Convention Center
Feb. 17	at West Texas State*	73-76/OT	Amarillo, Texas
Feb. 19	New Mexico State*	84-93	Convention Center
Feb. 24	Southern Illinois*	99-91/OT	Fairground Pavilion
Feb. 26	at Bradley*	88-97	Peoria, Ill.
Feb. 28	at West Texas State**	81-96	Amarillo, Texas

*Missouri Valley Conference
**Missouri Valley Conference Tournament
#OSU forfeited for use of an ineligible player

1977-78 Won 9, Lost 18

Nov. 26	Oklahoma State	69-77	Okl. City, Okla.
Dec. 4	McNeese State	62-73	Convention Center
Dec. 10	at #10 UNLV	103-104/2OT	Las Vegas, Nev.
Dec. 15	Oral Roberts	70-77	Convention Center
Dec. 19	Oklahoma	70-91	Convention Center
Dec. 22	at Wisconsin-Milwaukee	74-97	Wilwaukee, Wis.
Dec. 29	at St. Louis	77-80	St. Louis, Mo.
Jan. 3	NE Oklahoma State	83-67	Convention Center
Jan. 5	at West Texas State*	70-56	Amarillo, Texas
Jan. 7	at Creighton*	58-78	Omaha, Neb.
Jan. 12	#6 Indiana State*	59-78	Convention Center
Jan. 14	at Southern Illinois*	58-67	Carbondale, Ill.
Jan. 16	Wichita State*	84-102	Convention Center
Jan. 19	at Bradley*	78-81	Peoria, Ill.
Jan. 23	at New Mexico State*	75-90	Las Cruces, N.M.
Jan. 28	at Drake*	76-67	Des Moines, Iowa
Jan. 30	at Oral Roberts	54-56	Mabee Center
Feb. 2	Bradley*	88-80	Convention Center
Feb. 4	Southern Illinois*	80-77/OT	Convention Center
Feb. 6	Drake*	48-47	Convention Center
Feb. 8	SW Louisiana	81-71	Convention Center
Feb. 11	at Indiana State*	70-102	Terre Haute, Ind.
Feb. 16	at Wichita State*	56-64	Wichita, Kan.
Feb. 18	West Texas State*	71-78	Convention Center
Feb. 20	Creighton*	85-77	Convention Center
Feb. 22	New Mexico State*	77-73	Convention Center
Feb. 27	at New Mexico State**	75-76	Las Cruces, N.M.

*Missouri Valley Conference
**Missouri Valley Conference Tournament

1978-79 Won 13, Lost 14

Nov. 25	SW Texas State	101-85	Convention Center
Nov. 30	at North Texas	87-80	Denton, Texas
Dec. 2	Oklahoma State	87-78	Convention Center
Dec. 5	at SW Louisiana	84-94	Lafayette, La.
Dec. 9	Pittsburg State (Kan.)	107-79	Convention Center
Dec. 14	at Oral Roberts	72-83	Mabee Center
Dec. 22	NE Oklahoma State	69-63	Convention Center
Dec. 29	at Connecticut^	68-89	New Haven, Conn.
Dec. 30	Manhattan^	77-74	New Haven, Conn.
Jan. 3	at #11 Indiana State*	89-101	Terre Haute, Ind.
Jan. 6	at Creighton*	71-75	Omaha, Neb.
Jan. 9	Bradley*	82-79/OT	Convention Center
Jan. 11	at Southern Illinois*	93-86	Carbondale, Ill.
Jan. 13	Wichita State*	93-94/OT	Convention Center
Jan. 20	at New Mexico State*	72-75	Las Cruces, N.M.
Jan. 22	at West Texas State*	111-85	Amarillo, Texas
Jan. 27	at Wichita State*	88-86	Wichita, Kan.
Feb. 1	Drake*	82-73	Convention Center
Feb. 3	#2 Indiana State*	56-66	Convention Center
Feb. 5	New Mexico State*	78-85	Convention Center

Feb. 8 Creighton*	71-65	Convention Center
Feb. 10 at Drake*	66-73	Des Moines, Ia.
Feb. 15 Oral Roberts	86-91	Convention Center
Feb. 17 Southern Illinois*	66-72	Convention Center
Feb. 19 West Texas State*	79-77	Convention Center
Feb. 24 at Bradley*	78-80/OT	Peoria, Ill.
Feb. 27 at New Mexico State**	79-82	Las Cruces, N.M.

^Connecticut Mutual Classic
*Missouri Valley Conference
**Missouri Valley Conference Tournament

1979-80 Won 8, Lost 19

Nov. 30 UNC-Greensboro	73-51	Convention Center
Dec. 4 at Oklahoma State	89-86	Stillwater, Okla.
Dec. 7 #18 Brigham Young	71-73	Convention Center
Dec. 10 UNLV	70-73	Convention Center
Dec. 12 at McNeese State	65-73	Lake Charles, La.
Dec. 15 NE Oklahoma State	53-50	Convention Center
Dec. 20 Oral Roberts	84-99	Convention Center
Dec. 29 at #8 Purdue	58-92	West Lafayette, Ind.
Jan. 3 at Louisville	58-78	Louisville, Ky.
Jan. 5 Southern Illinois*	87-75	Convention Center
Jan. 7 at Wichita State*	83-91	Wichita, Kan.
Jan. 10 West Texas State*	82-84	Convention Center
Jan. 12 Creighton*	56-55	Convention Center
Jan. 19 at Drake*	90-103	Des Moines, Iowa
Jan. 21 New Mexico State*	80-74	Convention Center
Jan. 24 at Indiana State*	63-68	Terre Haute, Ind.
Jan. 26 at Southern Illinois*	58-59	Carbondale, Ill.
Jan. 31 at Creighton*	55-73	Omaha, Neb.



Bill Franey

(took over on Feb. 1 as interim head coach)

W-2, L-7

Feb. 2 Bradley*	67-65	Convention Center
Feb. 4 at West Texas State*	80-92	Amarillo, Texas
Feb. 9 at New Mexico State*	91-103	Las Cruces, N.M.
Feb. 11 Drake*	70-75	Convention Center
Feb. 14 Indiana State*	66-70	Convention Center
Feb. 16 at Bradley*	74-81	Peoria, Ill.
Feb. 18 at Oral Roberts	86-88	Mabee Center
Feb. 23 Wichita State*	79-78	Convention Center
Feb. 26 at Bradley**	76-98	Peoria, Ill.

*Missouri Valley Conference
**Missouri Valley Conference Tournament



Nolan Richardson

5 seasons
W-119, L-37

1980-81 Won 26, Lost 7

Nov. 28 Central State (Okla.)	88-66	Convention Center
Dec. 1 SW Missouri State	87-51	Convention Center
Dec. 4 #8 Louisville	68-60	Convention Center
Dec. 6 at Oklahoma	84-75	Norman, Okla.
Dec. 8 at Oral Roberts	72-69	Mabee Center
Dec. 12 Georgia^	64-66	Mabee Center
Dec. 13 Tulane^	102-85	Mabee Center
Dec. 20 Oklahoma State	88-86	Convention Center
Dec. 22 Purdue	90-76	Convention Center

Jan. 3 at Creighton*	86-97	Omaha, Neb.
Jan. 5 Southern Illinois*	85-67	Convention Center
Jan. 10 Wichita State*	91-84	Convention Center
Jan. 17 at Indiana State*	81-59	Terre Haute, Ind.
Jan. 19 at Bradley*	63-70	Peoria, Ill.
Jan. 22 West Texas State*	103-90	Convention Center
Jan. 26 Drake*	86-77	Convention Center
Jan. 29 at Southern Illinois*	68-60	Carbondale, Ill.
Jan. 31 Creighton*	87-84	Convention Center
Feb. 7 at West Texas State*	83-85/OT	Amarillo, Texas
Feb. 9 at New Mexico State*	85-98	Las Cruces, NM
Feb. 14 Bradley*	75-54	Convention Center
Feb. 16 at #16 Wichita State*	74-72/2OT	Wichita, Kan.
Feb. 21 at Drake*	87-107	Des Moines, Iowa
Feb. 23 Indiana State*	63-47	Convention Center
Feb. 26 New Mexico State*	86-79/OT	Convention Center
Feb. 28 Oral Roberts	81-70	Convention Center
Mar. 3 New Mexico State**	68-67	Convention Center
Mar. 5 at Creighton**	64-66	Omaha, Neb.
Mar. 13 Pan American#	81-71	Mabee Center
Mar. 16 UTEP#	72-67	Mabee Center
Mar. 20 South Alabama#	69-68	Mabee Center
Mar. 23 West Virginia#	89-87	New York, N.Y.
Mar. 25 Syracuse#	86-84/OT	New York, N.Y.

^Oil Capital Classic
*Missouri Valley Conference
**Missouri Valley Conference Tournament
#NIT Tournament

1981-82 Won 24, Lost 6

Nov. 28 U.S. International (Calif.)	89-62	Convention Center
Dec. 3 at #1 North Carolina	70-78	Chapel Hill, N.C.
Dec. 5 St. Mary's (Texas)	57-43	Convention Center
Dec. 8 at Oklahoma State	93-82	Stillwater, Okla.
Dec. 11 TCU^	72-62	Convention Center
Dec. 12 Oral Roberts^	80-63	Convention Center
Dec. 19 Central Florida	69-58	Convention Center
Dec. 22 Florida Southern	94-68	Convention Center
Jan. 2 Oklahoma	98-96	Convention Center
Jan. 4 Creighton*	80-55	Convention Center
Jan. 9 at New Mexico State*	66-74	Las Cruces, N.M.
Jan. 11 at West Texas State*	98-84	Amarillo, Texas
Jan. 14 Drake*	71-54	Convention Center
Jan. 16 #16 Wichita State*	99-88	Convention Center
Jan. 21 at Southern Illinois*	77-74/OT	Carbondale, Ill.
Jan. 23 at Indiana State*	59-60	Terre Haute, Ind.
Jan. 28 West Texas State*	68-61	Convention Center
Jan. 30 New Mexico State*	76-72	Convention Center
Feb. 6 at Wichita State*	80-75	Wichita, Kan.
Feb. 11 Illinois State*	78-67/OT	Convention Center
Feb. 13 at Creighton*	70-63	Omaha, Neb.
Feb. 15 at Drake*	55-56	Des Moines, Iowa
Feb. 20 Indiana State*	77-64	Convention Center
Feb. 22 Southern Illinois*	85-67	Convention Center
Feb. 25 Oral Roberts	91-70	Convention Center
Feb. 27 at Bradley*	79-82/OT	Peoria, Ill.
Mar. 2 Creighton**	106-81	Convention Center
Mar. 4 New Mexico State**	85-61	Convention Center
Mar. 6 Illinois State**	90-77	Convention Center
Mar. 13 Houston#	74-78	Mabee Center

^Oil Capital Classic
*Missouri Valley Conference
**Missouri Valley Conference Tournament
#NCAA Tournament

1982-83 Won 19, Lost 12

Nov. 27 NE Oklahoma State	70-61	Convention Center
Dec. 4 at #20 Oklahoma	79-76	Norman, Okla.
Dec. 7 Oklahoma State	75-93	Convention Center
Dec. 11 Henderson State	75-53	Convention Center
Dec. 17 #17 North Carolina^	84-74	Mabee Center
Dec. 18 at Oral Roberts^	63-56	Mabee Center
Dec. 29 #16 Villanova%	68-75	San Diego, Calif.

Dec. 30 Florida State%	80-96	San Diego, Calif.
Jan. 6 Indiana State*	96-91/OT	Convention Center
Jan. 8 at Drake*	73-87	Des Moines, Iowa
Jan. 13 at Wichita State*	74-92	Wichita, Kan.
Jan. 22 at Bradley*	59-65	Peoria, Ill.
Jan. 24 at Illinois State*	55-61	Normal, Ill.
Jan. 27 West Texas State*	95-57	Convention Center
Jan. 29 Creighton*	80-72	Convention Center
Jan. 31 Southern Illinois*	84-70	Convention Center
Feb. 2 at Oral Roberts	101-70	Mabee Center
Feb. 5 at Indiana State*	86-100	Terre Haute, Ind.
Feb. 7 at Southern Illinois*	81-69	Carbondale, Ill.
Feb. 10 Drake*	61-59	Convention Center
Feb. 12 Bradley*	64-62	Convention Center
Feb. 17 at Creighton*	67-65	Omaha, Neb.
Feb. 19 #15 Wichita State*	81-84	Convention Center
Feb. 24 at West Texas State*	93-88	Amarillo, Texas
Feb. 26 New Mexico State*	100-71	Convention Center
Feb. 28 Illinois State*	61-59/OT	Convention Center
Mar. 5 at New Mexico State*	85-91	Las Cruces, N.M.
Mar. 8 Indiana State**	108-84	Convention Center
Mar. 10 at New Mexico State**	49-48	Las Cruces, N.M.
Mar. 12 at Illinois State**	64-84	Normal, Ill.
Mar. 16 TCU#	62-64	Mabee Center

^Oil Capital Classic
%Cabrillo Classic
*Missouri Valley Conference
**Missouri Valley Conference Tournament
#NIT Tournament

1983-84 Won 27, Lost 4

Nov. 26 College of the Ozarks	98-74	Convention Center
Dec. 1 Oral Roberts	87-81	Convention Center
Dec. 3 Alabama State	79-72	Convention Center
Dec. 9 Long Island^	126-80	Convention Center
Dec. 10 San Diego State^	91-80	Convention Center
Dec. 17 at Oklahoma State	91-79	Stillwater, Okla.
Dec. 20 Oklahoma Baptist	95-65	Convention Center
Dec. 23 Missouri-Kansas City	104-76	Convention Center
Dec. 27 Pepperdine	102-70	Convention Center
Dec. 31 Southern-Baton Rouge	70-68	Convention Center
Jan. 2 West Texas State*	121-82	Convention Center
Jan. 5 at Drake*	91-79	Des Moines, Iowa
Jan. 7 Bradley*	82-69	Convention Center
Jan. 12 at Oral Roberts	84-78	Mabee Center
Jan. 14 at West Texas State*	99-93	Amarillo, Texas
Jan. 19 Illinois State*	73-79	Convention Center
Jan. 21 at Bradley*	80-66	Peoria, Ill.
Jan. 26 Creighton*	75-64	Convention Center
Feb. 2 at Wichita State*	64-66	Wichita, Kan.
Feb. 4 Drake*	93-74	Convention Center
Feb. 9 at Indiana State*	87-70	Terre Haute, Ind.
Feb. 11 at Southern Illinois*	86-76	Carbondale, Ill.
Feb. 16 at Creighton*	82-80/OT	Omaha, Neb.
Feb. 18 Wichita State*	105-97	Convention Center
Feb. 25 Southern Illinois*	111-90	Convention Center
Mar. 1 Indiana State*	126-102	Convention Center
Mar. 3 at Illinois State*	81-91	Normal, Ill.
Mar. 6 Indiana State**	110-99	Convention Center
Mar. 8 Wichita State**	86-80	Convention Center
Mar. 10 Creighton**	70-68	Convention Center
Mar. 18 Louisville#	67-69	Milwaukee, Wis.

^First Tulsa Classic
*Missouri Valley Conference
**Missouri Valley Conference Tournament
#NCAA Tournament

1984-85 Won 23, Lost 8

Nov. 24	Fort Valley State	125-83	Convention Center
Nov. 27	at Oral Roberts	86-82	Mabee Center
Nov. 30	at Arizona	80-84	Tucson, Ariz.
Dec. 8	Youngstown State	67-49	Convention Center
Dec. 15	at Arkansas	66-70	Little Rock, Ark.
Dec. 17	Drexel	86-62	Convention Center
Dec. 22	Oklahoma State	96-83	Convention Center
Dec. 28	East Carolina%	86-63	Convention Center
Dec. 29	Alcorn State%	92-79	Convention Center
Jan. 3	Indiana State*	90-71	Convention Center
Jan. 5	at Southern Illinois*	98-96	Carbondale, Ill.
Jan. 9	#8 Oklahoma	104-89	Convention Center
Jan. 12	Creighton*	70-66	Convention Center
Jan. 14	Oral Roberts	71-61	Convention Center
Jan. 17	at Illinois State*	79-69/OT	Normal, Ill.
Jan. 19	at Bradley*	69-59	Peoria, Ill.
Jan. 24	West Texas State*	110-90	Convention Center
Jan. 26	Southern Illinois*	66-60	Convention Center
Jan. 30	at Drake*	67-66	Des Moines, Iowa
Feb. 2	at Indiana State*	94-100	Terre Haute, Ind.
Feb. 6	Illinois State*	72-73/OT	Convention Center
Feb. 9	at Wichita State*	87-75	Wichita, Kan.
Feb. 16	at Creighton*	78-63	Omaha, Neb.
Feb. 21	Bradley*	64-69	Convention Center
Feb. 23	Drake*	79-56	Convention Center
Feb. 28	at West Texas State*	62-70	Amarillo, Texas
Mar. 2	Wichita State*	67-66	Convention Center
Mar. 5	West Texas State**	74-69	Convention Center
Mar. 7	Bradley**	85-77	Convention Center
Mar. 9	Wichita State**	82-84	Convention Center
Mar. 15	UTEP#	75-79	Albuquerque, N.M.

%First Tulsa Classic
* Missouri Valley Conference
** Missouri Valley Conference Tournament
NCAA Tournament



J.D. Barnett
6 seasons W-106, L-75

1985-86 Won 23, Lost 9

Nov. 22	Dayton^	63-60/OT	Cincinnati, Ohio
Nov. 24	#9 Louisville^	74-80	Cincinnati, Ohio
Nov. 26	NE Missouri State	70-51	Convention Center
Dec. 4	Colorado	76-65	Convention Center
Dec. 7	at Washington	68-72/OT	Seattle, Wash.
Dec. 10	Arizona	54-51	Convention Center
Dec. 19	Oral Roberts	63-47	Convention Center
Dec. 21	at Oklahoma State	67-58	Stillwater, Okla.
Dec. 27	McNeese State%	81-62	Convention Center
Dec. 28	Jacksonville%	67-57	Convention Center
Dec. 30	College of the Ozarks	68-47	Convention Center
Jan. 2	at Oral Roberts	81-65	Mabee Center
Jan. 4	at West Texas State*	48-52	Amarillo, Texas
Jan. 9	Creighton*	85-59	Convention Center
Jan. 11	Indiana State*	65-56	Convention Center
Jan. 16	at Southern Illinois*	70-58	Carbondale, Ill.
Jan. 19	at #20 Bradley*	58-71	Peoria, Ill.
Jan. 23	West Texas State*	54-37	Convention Center
Jan. 25	Wichita State*	69-58	Convention Center
Jan. 30	at Illinois State*	61-54	Normal, Ill.
Feb. 1	Bradley*	51-54	Convention Center
Feb. 6	at Creighton*	46-48	Omaha, Neb.
Feb. 8	at Drake*	58-61	Des Moines, Iowa
Feb. 15	Illinois State*	69-54	Convention Center
Feb. 17	at Wichita State*	62-65	Wichita, Kan.
Feb. 20	Southern Illinois*	65-39	Convention Center

Feb. 22	at Indiana State*	60-58	Terre Haute, Ind.
Mar. 1	Drake*	58-53	Convention Center
Mar. 3	Indiana State**	68-50	Convention Center
Mar. 4	Drake**	68-67	Convention Center
Mar. 5	#9 Bradley**	74-58	Convention Center
Mar. 14	#17 Navy#	68-87	Syracuse, N.Y.

^Preseason NIT
%First Tulsa Classic
* Missouri Valley Conference
** Missouri Valley Conference Tournament
NCAA Tournament

1986-87 Won 22, Lost 8

Nov. 28	Xavier (Ohio)^	70-60	Providence, R.I.
Nov. 29	at Providence^	82-74	Providence, R.I.
Dec. 2	Oral Roberts	71-44	Convention Center
Dec. 4	Cal-Irvine	84-66	Convention Center
Dec. 6	at Baylor	84-74	Waco, Texas
Dec. 8	at TCU	65-71	Fort Worth, Texas
Dec. 13	Oklahoma State	79-70	Convention Center
Dec. 18	Colorado	51-53	Convention Center
Dec. 20	Mississippi	69-68	Convention Center
Dec. 29	William & Mary%	79-60	Convention Center
Dec. 30	Colorado State%	68-61	Convention Center
Jan. 5	at Oral Roberts	55-59	Mabee Center
Jan. 10	Drake*	51-49	Convention Center
Jan. 15	at Southern Illinois*	74-64	Carbondale, Ill.
Jan. 17	at Indiana State*	69-48	Terre Haute, Ind.
Jan. 22	Illinois State*	71-69	Convention Center
Jan. 24	at Southern California	55-51	Los Angeles, Calif.
Jan. 26	at Bradley*	83-92	Peoria, Ill.
Jan. 29	Creighton*	72-58	Convention Center
Jan. 31	Wichita State*	72-58	Convention Center
Feb. 7	at Drake*	55-53	Des Moines, Iowa
Feb. 12	at Creighton*	71-57	Omaha, Neb.
Feb. 15	at Illinois State*	70-75	Normal, Ill.
Feb. 19	Indiana State*	73-54	Convention Center
Feb. 21	Bradley*	74-70	Convention Center
Feb. 23	Southern Illinois*	85-74	Convention Center
Feb. 26	at Wichita State*	61-63	Wichita, Kan.
Mar. 2	Southern Illinois**	61-56	Convention Center
Mar. 4	Wichita State**	74-79/OT	Convention Center
Mar. 13	at Oklahoma#	69-74	Tucson, Ariz.

^Fleet Classic
%First Tulsa Classic
* Missouri Valley Conference
** Missouri Valley Conference Tournament
NCAA Tournament


1987-88 Won 8, Lost 20

Nov. 29	Arkansas	68-47	Convention Center
Dec. 4	Richmond^	60-64	Tempe, Ariz.
Dec. 5	San Diego State^	67-59	Tempe, Ariz.
Dec. 8	Baylor	67-69	Convention Center
Dec. 10	at Oklahoma State	65-66	Stillwater, Okla.
Dec. 12	at Mississippi	56-69	Oxford, Miss.
Dec. 20	TCU	70-72/OT	Convention Center
Dec. 27	Grambling%	73-70	Convention Center
Dec. 28	Southern Mississippi%	82-81	Convention Center
Jan. 2	at Missouri	48-92	Columbia, Mo.
Jan. 5	Oklahoma State	75-93	Convention Center
Jan. 8	at Illinois State*	67-75	Normal, Ill.
Jan. 14	Creighton*	77-84	Convention Center
Jan. 16	Memphis State	47-54	Convention Center
Jan. 21	at Drake*	54-61	Des Moines, Iowa
Jan. 28	Illinois State*	51-31	Convention Center
Jan. 30	Bradley*	62-65	Convention Center
Feb. 2	at Brigham Young	57-72	Provo, Utah
Feb. 4	at Creighton*	92-94/OT	Omaha, Neb.
Feb. 6	Southern Illinois*	93-74	Convention Center
Feb. 8	Indiana State*	70-67	Convention Center
Feb. 13	at Indiana State*	88-93/OT	Terre Haute, Ind.
Feb. 15	at Southern Illinois*	56-77	Carbondale, Ill.
Feb. 18	at Wichita State*	59-65	Wichita, Kan.
Feb. 20	Drake*	59-40	Convention Center
Feb. 25	at #14 Bradley*	62-67	Peoria, Ill.
Feb. 27	Wichita State*	77-79/OT	Convention Center
Mar. 5	Wichita State**	66-74/OT	Peoria, Ill.

^Cactus Classic
%First Tulsa Classic
* Missouri Valley Conference
** Missouri Valley Conference Tournament

1988-89 Won 18, Lost 13

Dec. 2	Murray State^	63-86	Bowling Green, Ky.
Dec. 3	Drexel^	81-65	Bowling Green, Ky.
Dec. 5	Lamar	65-76	Convention Center
Dec. 7	#11 Missouri	61-73	Convention Center
Dec. 10	Missouri-Kansas City	61-49	Convention Center
Dec. 15	Grambling	79-62	Convention Center
Dec. 22	Mississippi	87-68	Convention Center
Dec. 28	#4 Illinois%	58-85	Honolulu, Hawaii
Dec. 29	Houston*	75-71	Honolulu, Hawaii
Dec. 30	Southern California%	75-71	Honolulu, Hawaii
Jan. 5	at Indiana State*	70-64	Terre Haute, Ind.



1986-87 Team

Jan. 7	at SW Missouri State	68-76	Springfield, Mo.
Jan. 9	at Oklahoma State	74-82	Stillwater, Okla.
Jan. 14	at Wichita State*	68-75	Wichita, Kan.
Jan. 16	at VCU	60-56	Richmond, Va.
Jan. 21	Indiana State*	66-57	Convention Center
Jan. 23	Illinois State*	53-51	Convention Center
Jan. 25	at Memphis State	59-77	Memphis, Tenn.
Jan. 28	Drake*	61-58	Convention Center
Feb. 2	at Creighton*	61-75	Omaha, Neb.
Feb. 4	at Illinois State*	67-63	Normal, Ill.
Feb. 6	at Bradley*	69-78	Peoria, Ill.
Feb. 11	Creighton*	75-67	Convention Center
Feb. 16	Wichita State*	60-57	Convention Center
Feb. 18	at Southern Illinois*	78-77	Carbondale, Ill.
Feb. 20	at Drake*	61-62	Des Moines, Iowa.
Feb. 23	Southern Illinois*	67-63	Convention Center
Feb. 25	at Arkansas	69-118	Fayetteville, Ark.
Feb. 27	Bradley*	62-54	Convention Center
Mar. 4	Southern Illinois**	66-73	Wichita, Kan.

^AHilltopper Classic

[%]Rainbow Classic

* Missouri Valley Conference

** Missouri Valley Conference Tournament

1989-90 Won 17, Lost 13

Nov. 30	at Lamar	82-70	Beaumont, Texas
Dec. 2	SW Missouri State	66-73	Convention Center
Dec. 4	Central Florida	78-48	Convention Center
Dec. 9	at Cal State-Fullerton	58-84	Fullerton, Calif.
Dec. 11	at Missouri-Kansas City	85-75	Kansas City, Mo.
Dec. 14	at Kansas State	69-75	Manhattan, Kan.
Dec. 17	#22 Oklahoma State	95-80	Convention Center
Dec. 22	Bethune-Cookman	97-85	Convention Center
Dec. 29	Arkansas State ^A	73-61	Oklahoma City, Okla.
Dec. 30	#6 Oklahoma ^A	78-99	Oklahoma City, Okla.
Jan. 4	Louisiana Tech	82-91	Convention Center
Jan. 6	Creighton*	82-77	Convention Center
Jan. 11	Bradley*	101-82	Convention Center
Jan. 13	at Mississippi	63-47	Oxford, Miss.
Jan. 18	at Wichita State*	59-60	Wichita, Kan.
Jan. 20	at Southern Illinois*	52-71	Carbondale, Ill.
Jan. 27	at Creighton*	57-74	Omaha, Neb.
Jan. 29	at Drake*	68-65	Des Moines, Iowa
Feb. 1	Indiana State*	77-56	Convention Center
Feb. 3	Illinois State*	84-60	Convention Center
Feb. 7	Brigham Young	64-66	Convention Center
Feb. 10	at Bradley*	77-76	Peoria, Ill.
Feb. 12	at Illinois State*	75-79	Normal, Ill.
Feb. 15	Wichita State*	78-75	Convention Center
Feb. 17	Southern Illinois*	89-97	Convention Center
Feb. 22	at Indiana State*	73-65	Terre Haute, Ind.
Feb. 24	Drake*	71-58	Convention Center
Mar. 3	Bradley**	71-69	Normal, Ill.
Mar. 5	Southern Illinois**	65-75	Normal, Ill.
Mar. 15	at Oklahoma State#	74-83	Stillwater, Okla.

^AAll-College Tournament

* Missouri Valley Conference

** Missouri Valley Conference Tournament

NIT Tournament

1990-91 Won 18, Lost 12

Nov. 24	Coppin State	84-79	Convention Center
Nov. 28	Cal State-Fullerton	89-63	Convention Center
Dec. 1	at Oklahoma State	73-75	Stillwater, Okla.
Dec. 3	at Louisiana Tech	66-78	Ruston, La.
Dec. 12	Kansas State	72-61	Convention Center
Dec. 20	at Creighton*	73-64	Omaha, Neb.
Dec. 22	at Brigham Young	60-62	Provo, Utah
Dec. 26	VCU	95-67	Convention Center
Dec. 28	UAB ^A	92-86	Oklahoma City, Okla.
Dec. 29	#14 Oklahoma ^A	99-112	Oklahoma City, Okla.
Jan. 2	Mississippi Valley	114-56	Convention Center
Jan. 5	at Drake*	79-83	Des Moines, Iowa
Jan. 8	at Lamar	78-67	Beaumont, Texas
Jan. 12	Wichita State*	74-83	Convention Center

Jan. 17	Southern Illinois*	72-67	Convention Center
Jan. 19	Drake*	90-66	Convention Center
Jan. 22	at SW Missouri State*	70-72	Springfield, Mo.
Jan. 24	Indiana State*	70-68	Convention Center
Jan. 31	at Wichita State*	61-65	Wichita, Kan.
Feb. 2	at Indiana State*	60-77	Terre Haute, Ind.
Feb. 7	Illinois State*	84-41	Convention Center
Feb. 9	at Southern Illinois*	60-77	Carbondale, Ill.
Feb. 14	Bradley*	68-59	Convention Center
Feb. 16	Creighton*	73-63	Convention Center
Feb. 20	SW Missouri State*	68-64	Convention Center
Feb. 23	at Bradley*	84-77	Peoria, Ill.
Feb. 25	at Illinois State*	53-46	Normal, Ill.
Mar. 2	Wichita State**	71-52	St. Louis, Mo.
Mar. 3	SW Missouri State**	80-82/OT	St. Louis, Mo.
Mar. 14	at Oklahoma#	86-111	Norman, Okla.

^AAll-College Tournament

* Missouri Valley Conference

** Missouri Valley Conference Tournament

NIT Tournament



Tubby Smith
4 seasons W-79, L-43

1991-92 Won 17, Lost 13

Nov. 26	at TCU	81-94	Fort Worth, Texas
Dec. 5	Brigham Young	86-102	Convention Center
Dec. 14	Charleston-Southern	91-46	Convention Center
Dec. 17	at UAB	75-90	Birmingham, Ala.
Dec. 23	#15 Arkansas	64-74	Convention Center
Dec. 31	#3 Oklahoma State	76-82	Convention Center
Jan. 2	SE Louisiana	97-70	Convention Center
Jan. 4	Northern Iowa*	68-83	Convention Center
Jan. 11	at Drake*	72-70	Des Moines, Iowa
Jan. 13	at Northern Iowa*	70-54	Cedar Rapids, Iowa
Jan. 18	SW Missouri State*	64-63	Convention Center
Jan. 20	Illinois State*	72-73	Convention Center
Jan. 23	Indiana State*	67-53	Convention Center
Jan. 25	Creighton*	80-65	Convention Center
Jan. 30	at Bradley*	71-61	Peoria, Ill.
Feb. 1	at Illinois State*	67-66/OT	Normal, Ill.
Feb. 3	Baylor	59-73	Mabee Center
Feb. 8	at SW Missouri State*	74-78	Springfield, Mo.
Feb. 10	Wichita State*	70-66	Convention Center
Feb. 15	Southern Illinois*	66-74	Convention Center
Feb. 17	at Oral Roberts	78-62	Mabee Center
Feb. 20	at Wichita State*	74-60	Wichita, Kan.
Feb. 22	at Southern Illinois*	68-74	Carbondale, Ill.
Feb. 24	at Indiana State*	60-74	Terre Haute, Ind.
Feb. 27	Drake*	85-82/OT	Convention Center
Feb. 29	Bradley*	57-45	Convention Center
Mar. 2	at Creighton*	81-71	Omaha, Neb.
Mar. 7	Indiana State**	77-65	St. Louis, Mo.
Mar. 8	Southern Illinois**	82-79	St. Louis, Mo.
Mar. 9	SW Missouri State*	68-71	St. Louis, Mo.

* Missouri Valley Conference

** Missouri Valley Conference Tournament

1992-93 Won 15, Lost 14

Dec. 1	North Texas	101-70	Convention Center
Dec. 3	at Hawaii	68-63	Honolulu, Hawaii
Dec. 4	Long Beach State ^A	69-72	Honolulu, Hawaii
Dec. 6	at Hawaii ^A	69-87	Honolulu, Hawaii
Dec. 9	at Oklahoma State	67-85	Stillwater, Okla.
Dec. 12	Oral Roberts	104-81	Convention Center
Dec. 15	VCU	66-67	Convention Center
Dec. 19	Illinois State*	74-61	Convention Center
Dec. 23	at #10 Arkansas	87-101	Fayetteville, Ark.
Jan. 3	Northern Iowa*	66-75	Convention Center
Jan. 5	at Baylor	85-94	Waco, Texas

Jan. 9	at SW Missouri State*	54-62	Springfield, Mo.
Jan. 11	Bradley*	66-43	Convention Center
Jan. 16	at Northern Iowa*	66-61	Cedar Falls, Iowa
Jan. 18	Indiana State*	89-84/OT	Convention Center
Jan. 23	SW Missouri State*	77-74	Convention Center
Jan. 25	at Oral Roberts	103-69	Mabee Center
Jan. 27	TCU	88-66	Convention Center
Jan. 30	at Wichita State*	76-77/OT	Wichita, Kan.
Feb. 2	at Drake*	88-96/OT	Des Moines, Iowa
Feb. 6	at Creighton*	70-63	Omaha, Neb.
Feb. 10	Southern Illinois*	77-70	Convention Center
Feb. 13	Drake*	95-82	Convention Center
Feb. 18	at Illinois State*	63-72	Normal, Ill.
Feb. 20	at Bradley*	57-72	Peoria, Ill.
Feb. 22	Creighton*	69-66	Convention Center
Feb. 25	at Indiana State*	74-86	Terre Haute, Ind.
Feb. 27	Wichita State*	80-63	Convention Center
Mar. 1	at Southern Illinois*	80-106	Carbondale, Ill.

^AHawaii Tipoff Classic

* Missouri Valley Conference

1993-94 Won 23, Lost 8

Nov. 27	Houston Baptist	128-63	Convention Center
Dec. 1	at North Texas	72-62	Denton, Texas
Dec. 6	at Oral Roberts	94-74	Mabee Center
Dec. 11	SW Missouri State*	66-56	Convention Center
Dec. 20	#22 Oklahoma State	61-73	Convention Center
Dec. 23	#1 Arkansas	91-93/OT	Convention Center
Dec. 29	Texas Tech ^A	96-77	Oklahoma City, Okla.
Dec. 30	Oklahoma ^A	76-95	Oklahoma City, Okla.
Jan. 3	at VCU	92-84	Richmond, Va.
Jan. 6	Bradley*	77-78	Convention Center
Jan. 8	Northern Iowa*	75-62	Convention Center
Jan. 13	Drake*	115-98	Convention Center
Jan. 15	at Creighton*	75-59	Omaha, Neb.
Jan. 20	Southern Illinois*	86-81	Carbondale, Ill.
Jan. 22	at Indiana State*	87-57	Terre Haute, Ind.
Jan. 27	Illinois State*	83-68	Convention Center
Jan. 29	at Drake*	99-80	Des Moines, Iowa
Feb. 5	at Bradley*	64-69	Peoria, Ill.
Feb. 7	at Illinois State*	56-61	Normal, Ill.
Feb. 9	Wichita State*	79-64	Convention Center
Feb. 12	Southern Illinois*	88-70	Convention Center
Feb. 15	at Northern Iowa*	69-63	Cedar Falls, Iowa
Feb. 19	at SW Missouri State*	71-66	Springfield, Mo.
Feb. 23	at Wichita State*	89-51	Wichita, Kan.
Feb. 26	Creighton*	72-62/OT	Convention Center
Feb. 28	Indiana State*	79-56	Convention Center
Mar. 5	Drake**	91-82	St. Louis, Mo.
Mar. 6	Northern Iowa**	73-79	St. Louis, Mo.
Mar. 18	#17 UCLA#	112-102	Oklahoma City, Okla.
Mar. 20	#19 Oklahoma State#	82-80	Oklahoma City, Okla.
Mar. 24	#1 Arkansas#	84-103	Dallas, Texas

^AAll-College Tournament

* Missouri Valley Conference

** Missouri Valley Conference Tournament

NCAA Tournament

1994-95 Won 24, Lost 8

Dec. 3	Texas-San Antonio	77-57	Convention Center
Dec. 7	at Oklahoma State	88-93	Stillwater, Okla.
Dec. 10	Oral Roberts	99-54	Convention Center
Dec. 17	at Drake	93-76	Des Moines, Iowa
Dec. 23	at #3 Arkansas	63-82	Fayetteville, Ark.
Dec. 31	Creighton*	80-65	Convention Center
Jan. 3	Northern Iowa*	85-53	Convention Center
Jan. 6	Texas Christian ^A	107-95	Oklahoma City, Okla.
Jan. 7	Oklahoma ^A	61-76	Oklahoma City, Okla.
Jan. 12	at Wichita State*	79-52	Wichita, Kan.
Jan. 14	Evansville*	72-66	Convention Center
Jan. 16	Southern Illinois*	67-65	Convention Center
Jan. 19	at Illinois State*	79-95	Normal, Ill.
Jan. 21	at Bradley*	73-53	Peoria, Ill.
Jan. 25	SW Missouri State*	71-54	Convention Center
Jan. 28	at Creighton*	67-54	Omaha, Neb.




Feb. 1	at Southern Illinois*	71-72	Carbondale, Ill.
Feb. 4	Western Kentucky	70-68	Convention Center
Feb. 6	at New Mexico State	85-67	Las Cruces, NM
Feb. 9	Drake*	53-60	Convention Center
Feb. 11	at Evansville*	64-54	Evansville, Ind.
Feb. 14	at SW Missouri State*	69-59	Springfield, Mo.
Feb. 18	Indiana State*	79-66	Convention Center
Feb. 20	Wichita State*	67-58	Convention Center
Feb. 25	Bradley*	74-68	Convention Center
Feb. 27	at Northern Iowa*	90-75	Cedar Falls, Iowa
Mar. 4	Wichita State**	77-63	St. Louis, Mo.
Mar. 5	Bradley**	89-80	St. Louis, Mo.
Mar. 6	Southern Illinois**	62-77	St. Louis, Mo.
Mar. 17	Illinois#	68-62	Albany, N.Y.
Mar. 19	Old Dominion#	64-52	Albany, N.Y.
Mar. 24	#7 Massachusetts#	51-76	East Rutherford, NJ

*All-College Tournament

* Missouri Valley Conference

** Missouri Valley Conference Tournament



Steve Robinson
2 seasons W-46, L-18

1995-96 Won 22, Lost 8

Dec. 2	North Carolina A&T	100-51	Convention Center
Dec. 4	at Western Kentucky	73-65	Bowling Green, Ky.
Dec. 9	at Temple	64-60	Philadelphia, Pa.
Dec. 17	Prairie View A&M	141-50	Convention Center
Dec. 20	New Mexico State	73-57	Convention Center
Dec. 30	Oral Roberts	78-90	Mabee Center
Jan. 2	Oklahoma State	57-53	Convention Center
Jan. 6	at Evansville*	67-57	Evansville, Ind.
Jan. 8	UAB	70-55	Convention Center
Jan. 11	Drake*	87-64	Convention Center
Jan. 14	Illinois State*	71-74	Convention Center
Jan. 17	at Creighton*	59-72	Omaha, Neb.
Jan. 20	at SW Missouri State*	75-65	Springfield, Mo.
Jan. 24	Creighton*	55-52	Convention Center
Jan. 27	at Drake*	79-73	Des Moines, Iowa
Jan. 29	at Northern Iowa*	89-79	Cedar Falls, Iowa
Jan. 31	SW Missouri State*	61-66	Convention Center
Feb. 4	at Bradley*	72-85/OT	Peoria, Ill.
Feb. 10	at Wichita State*	75-47	Wichita, Kan.
Feb. 12	Evansville*	74-53	Convention Center
Feb. 14	at Southern Illinois*	83-75/OT	Carbondale, Ill.
Feb. 17	Bradley*	73-74/OT	Convention Center
Feb. 19	Indiana State*	111-75	Convention Center
Feb. 21	at Illinois State*	64-69	Normal, Ill.
Feb. 24	Wichita State*	72-66	Convention Center
Feb. 26	Northern Iowa*	95-88	Convention Center
Mar. 2	Evansville**	65-55	St. Louis, Mo.
Mar. 3	Illinois State**	69-52	St. Louis, Mo.
Mar. 4	Bradley**	60-46	St. Louis, Mo.
Mar. 15	#24 Louisville#	80-82/OT	Milwaukee, Wis.

* Missouri Valley Conference

** Missouri Valley Conference Tournament

NCAA Tournament

1996-97 Won 24, Lost 10

Nov. 20	at #5 UCLA^	77-76/OT	Los Angeles, Calif.
Nov. 22	Oklahoma State^	72-54	Convention Center
Nov. 27	#10 Duke^	67-72	New York, N.Y.
Nov. 29	Evansville^	55-51	New York, N.Y.
Dec. 2	Delaware State	79-50	Convention Center
Dec. 4	at Houston	77-79/2OT	Houston, Texas
Dec. 7	St. Joseph's	64-67	Atlantic City, NJ
Dec. 14	Temple	67-60	Convention Center
Dec. 19	at Wichita State	56-53	Wichita, Kan.
Dec. 27	Southwest Texas State%	76-60	Oklahoma City, Okla.

Dec. 28	Oklahoma%	78-75	Oklahoma City, Okla.
Dec. 31	at Tulane	74-88	New Orleans, La.
Jan. 4	at San Jose State*	66-58	San Jose, Calif.
Jan. 8	Southern Utah	80-48	Convention Center
Jan. 11	Oral Roberts	77-70	Convention Center
Jan. 13	Rice*	65-33	Convention Center
Jan. 16	#12 New Mexico*	80-57	Mabee Center
Jan. 18	UTEP*	63-52	Mabee Center
Jan. 25	at Brigham Young*	72-56	Provo, Utah
Jan. 27	at #5 Utah*	58-84	Salt Lake City, Utah
Jan. 31	SMU*	69-49	Convention Center
Feb. 1	TCU*	96-79	Convention Center
Feb. 6	at Rice*	58-75	Houston, Texas
Feb. 10	San Jose State*	91-75	Convention Center
Feb. 13	at UTEP*	90-57	El Paso, Texas
Feb. 16	#13 New Mexico*	51-57	Albuquerque, NM
Feb. 20	Brigham Young*	80-65	Convention Center
Feb. 22	#5 Utah*	54-56	Convention Center
Feb. 27	at TCU*	128-84	Fort Worth, Texas
Mar. 1	at SMU*	76-55	Dallas, Texas
Mar. 6	at UNLV**	68-65	Las Vegas, Nev.
Mar. 7	TCU**	59-64	Las Vegas, Nev.
Mar. 14	Boston U.#	81-52	Kansas City, Mo.
Mar. 16	#14 Clemson#	59-65	Kansas City, Mo.

^Preseason NIT

%All-College Tournament

* Western Athletic Conference

** Western Athletic Conference Tournament

NCAA Tournament



Bill Self
3 seasons W-74, L-27

1997-98 Won 19, Lost 12

Nov 17	Tulane	86-80/2OT	Convention Center
Nov. 21	Gonzaga^	40-78	Fairbanks, Alaska
Nov. 22	at Alaska-Fairbanks^	66-61	Fairbanks, Alaska
Nov. 23	Duquesne^	72-52	Fairbanks, Alaska
Nov. 29	Houston	57-61	Convention Center
Dec. 1	Nebraska	85-68	Convention Center
Dec. 6	Wichita State	50-40	Convention Center
Dec. 8	Morgan State	93-56	Convention Center
Dec. 14	at Oral Roberts	58-53	Mabee Center
Dec. 20	at #4 Kentucky	53-74	Lexington, Ky.
Dec. 22	at Cleveland State	55-59	Cleveland, Ohio
Dec. 28	Southwest Texas State	81-69	Convention Center
Dec. 30	Southern Illinois	75-88	Convention Center
Jan. 3	San Diego State*	77-57	Convention Center

Jan. 5	Brigham Young	53-57	Convention Center
Jan. 11	at Rice*	63-76	Houston, Texas
Jan. 15	at Fresno State*	77-81	Fresno, Calif.
Jan. 17	at San Jose State*	77-52	San Jose, Calif.
Jan. 24	Hawaii*	64-63	Convention Center
Jan. 29	at SMU*	69-58	Dallas, Texas
Feb. 1	at TCU*	100-102/OT	Fort Worth, Texas
Feb. 5	Rice*	75-62	Convention Center
Feb. 7	at Brigham Young*	65-59	Provo, Utah
Feb. 12	San Jose State*	68-55	Convention Center
Feb. 15	Fresno State*	78-77	Convention Center
Feb. 19	at San Diego State*	65-60	San Diego, Calif.
Feb. 21	at Hawaii*	62-72	Honolulu, Hawaii
Feb. 26	#15 TCU	54-57	Convention Center
Feb. 28	SMU	79-70	Convention Center
Mar. 3	Brigham Young**	59-56	Las Vegas, Nev.
Mar. 5	#20 New Mexico**	59-60	Las Vegas, Nev.


^Top of the World Classic

*Western Athletic Conference

**Western Athletic Conference Tournament

1998-99 Won 23, Lost 10

Nov. 15	Sam Houston State	60-42	Convention Center
Nov. 18	Jackson State	84-45	Convention Center
Nov. 22	at UAB	61-78	Birmingham, Ala.
Nov. 24	Texas-San Antonio	81-68	Convention Center
Nov. 28	St. Joseph's	66-55	Convention Center
Dec. 1	at Nebraska	52-49	Lincoln, Neb.
Dec. 4	Vermont^	72-61	Milwaukee, Wis.
Dec. 5	at Marquette^	67-51	Milwaukee, Wis.
Dec. 8	North Texas	103-69	Convention Center
Dec. 13	Oral Roberts	73-68	Convention Center
Dec. 21	Texas Tech&	84-50	Kahuku, Hawaii
Dec. 22	#14 Michigan State&	58-68	Kahuku, Hawaii
Dec. 23	Oregon State&	59-57	Kahuku, Hawaii
Dec. 29	Cleveland State	79-51	Reynolds Center
Jan. 2	at Southern Illinois	56-70	Carbondale, Ill.
Jan. 7	Colorado State*	74-62	Reynolds Center
Jan. 10	Wyoming*	96-89	Reynolds Center
Jan. 14	at Air Force*	57-65	Colorado Springs, Colo.
Jan. 16	at UNLV*	55-73	Las Vegas, Nev.
Jan. 23	at Rice*	65-50	Houston, Texas
Jan. 25	#24 TCU*	72-62	Reynolds Center
Jan. 30	SMU*	88-82	Reynolds Center
Feb. 4	at Wyoming*	61-80	Laramie, Wyo.
Feb. 6	at Colorado State*	64-71	Fort Collins, Colo.
Feb. 13	Air Force*	78-75	Reynolds Center
Feb. 15	UNLV*	53-54	Reynolds Center
Feb. 20	Rice*	77-47	Reynolds Center
Feb. 25	at SMU*	78-77	Dallas, Texas
Feb. 27	at TCU*	82-73	Fort Worth, Texas
Mar. 4	Fresno State**	85-56	Las Vegas, Nev.
Mar. 5	#8 Utah**	61-64/OT	Las Vegas, Nev.



1998-99 Team



Mar. 12#18 Coll. of Charleston# 62-53 Charlotte, N.C.
Mar. 14#1 Duke# 56-97 Charlotte, N.C.

[^]Blue & Gold Coca Cola Classic
& Pearl Harbor Classic

* Western Athletic Conference

** Western Athletic Conference Tournament
NCAA Tournament

1999-00 Won 32, Lost 5

Nov. 21 at Rhode Island	91-66	Providence, RI
Nov. 24 Georgia State	100-73	Reynolds Center
Nov. 27 Arkansas-Pine Bluff	97-45	Reynolds Center
Nov. 29 at St. Joseph's	79-73	Philadelphia, Pa.
Dec. 1 Texas-San Antonio	76-59	Reynolds Center
Dec. 4 UAB	88-73	Reynolds Center
Dec. 7 SW Missouri State	69-60	Reynolds Center
Dec. 11 at Oral Roberts	59-60	Mabee Center
Dec. 18 Delaware State	72-52	Reynolds Center
Dec. 21 Boston College [^]	80-66	Bayamon, PR
Dec. 22 UNC Charlotte [^]	76-61	Bayamon, PR
Dec. 23 #11 Tennessee [^]	88-68	Bayamon, PR
Dec. 28 UMKC	81-60	Reynolds Center
Dec. 30 at North Texas	113-77	Denton, Texas
Jan. 6 at TCU*	94-73	Fort Worth, Texas
Jan. 12 at Creighton	75-67	Omaha, Neb.
Jan. 16 at Rice*	67-49	Houston, Texas
Jan. 20 San Jose State*	67-41	Reynolds Center
Jan. 22 Hawaii*	100-78	Reynolds Center
Jan. 24 Centenary	84-44	Reynolds Center
Jan. 27 at UTEP*	89-71	El Paso, Texas
Jan. 29 at Fresno State*	73-75	Fresno, Calif.
Feb. 3 SMU*	70-59	Reynolds Center
Feb. 5 TCU*	103-70	Reynolds Center
Feb. 14 Rice*	75-33	Reynolds Center
Feb. 17 at Hawaii*	75-61	Honolulu, Hawaii
Feb. 19 at San Jose State*	64-56	San Jose, Calif.
Feb. 24 Fresno State*	72-73	Reynolds Center
Feb. 26 UTEP*	85-55	Reynolds Center
Mar. 4 at SMU*	83-78/OT	Dallas, Texas
Mar. 9 Rice**	71-51	Fresno, Calif.
Mar. 10 TCU**	93-71	Fresno, Calif.
Mar. 11 Fresno State**	72-75	Fresno, Calif.
Mar. 17 UNLV#	89-62	Nashville, Tenn.
Mar. 19 #7 Cincinnati#	69-61	Nashville, Tenn.
Mar. 24 #23 Miami (Fla.)#	80-71	Austin, Texas
Mar. 26 North Carolina#	55-59	Austin, Texas

[^]Puerto Rico Holiday Classic

* Western Athletic Conference

** Western Athletic Conference Tournament

NCAA Tournament



Buzz Peterson

1 season W-26, L-11

2000-01 Won 26, Lost 11

Nov. 10 Arizona State+	69-67	Chapel Hill, NC
Nov. 11 at #6 North Carolina+	81-91	Chapel Hill, NC
Nov. 17 North Texas	89-71	Reynolds Center
Nov. 20 Rhode Island	89-80	Reynolds Center
Dec. 1 Santa Clara#	65-59	Iowa City, Ia.
Dec. 2 at Iowa#	65-66	Iowa City, Ia.
Dec. 5 at SW Missouri State	61-55	Springfield, Mo.
Dec. 10 Oral Roberts	89-81/OT	Reynolds Center
Dec. 16 at #10 Kansas	69-92	Lawrence, Kan.
Dec. 19 Creighton	76-86	Reynolds Center
Dec. 22 Wichita State	78-49	Reynolds Center
Dec. 30 Prairie View A&M	115-46	Reynolds Center
Jan. 2 Jackson State	107-49	Reynolds Center
Jan. 6 Fresno State*	79-93	Reynolds Center
Jan. 11 at San Jose State*	63-57	San Jose, Calif.
Jan. 13 at Hawaii*	65-68	Honolulu, Hawaii

Jan. 17 TCU*	82-66	Reynolds Center
Jan. 20 at UTEP*	87-75	El Paso, Texas
Jan. 25 San Jose State*	76-60	Reynolds Center
Jan. 28 Hawaii*	79-67	Reynolds Center
Feb. 1 at TCU*	87-93/OT	Fort Worth, Texas
Feb. 3 at SMU*	59-64	Dallas, Texas
Feb. 8 Rice*	79-55	Reynolds Center
Feb. 10 UTEP*	87-72	Reynolds Center
Feb. 15 Nevada*	78-70	Reynolds Center
Feb. 22 at Rice*	56-59	Houston, Texas
Feb. 24 SMU*	85-65	Reynolds Center
Mar. 1 at Nevada*	74-69	Reno, Nevada
Mar. 3 at Fresno State*	77-84	Fresno, Calif.
Mar. 8 San Jose State**	64-53	Reynolds Center
Mar. 9 UTEP**	59-56	Reynolds Center
Mar. 10 Hawaii**	72-78/OT	Reynolds Center
Mar. 14 UC Irvine##	75-71	Reynolds Center
Mar. 19 at Minnesota##	76-73/OT	Minneapolis, Minn.
Mar. 21 at Mississippi St.##	77-75	Starkville, Miss.
Mar. 27 Memphis##	72-64	New York, NY
Mar. 29 Alabama##	79-60	New York, NY

+ NABC Classic @ Chapel Hill, NC

Gazette Hawkeye Invitational @ Iowa City, Ia.

* Western Athletic Conference Games

** Western Athletic Conference Tournament

NIT Tournament



John Phillips

4 seasons W-59, L-37
(three full seasons and 7 games)

2001-02 Won 27, Lost 7

Nov. 19 Grambling	104-61	Reynolds Center
Nov. 24 Morris Brown	88-41	Reynolds Center
Nov. 28 Arkansas	75-79	Reynolds Center
Dec. 1 at Oral Roberts	73-66/OT	Mabee Center
Dec. 4 SW Missouri State	90-73	Reynolds Center
Dec. 8 at Wichita State	82-76	Wichita, Kan.
Dec. 14 vs. Texas A&M%	90-56	Houston, Texas
Dec. 20 vs. Buffalo [^]	80-75	Kahuku, Hawaii
Dec. 21 vs. Montana [^]	92-82	Kahuku, Hawaii
Dec. 22 vs. BYU-Hawaii [^]	88-67	Kahuku, Hawaii
Dec. 29 at #2 Kansas&	85-93	Kansas City, Kan.
Jan. 3 at Nevada*	76-66	Reno, Nev.
Jan. 5 at Fresno State*	85-86	Fresno, Calif.
Jan. 10 UTEP*	66-61	Reynolds Center
Jan. 12 Boise State*	80-60	Reynolds Center
Jan. 17 at Louisiana Tech*	71-68	Ruston, La.
Jan. 19 at SMU*	95-87	Dallas, Texas
Jan. 24 San Jose State*	78-54	Reynolds Center
Jan. 26 Hawaii*	82-90	Reynolds Center
Jan. 28 Rice*	79-60	Reynolds Center
Jan. 31 Fresno State*	78-63	Reynolds Center
Feb. 2 Nevada*	73-68	Reynolds Center
Feb. 7 at Boise State*	70-56	Boise, Idaho
Feb. 9 at UTEP*	88-76	El Paso, Texas
Feb. 14 SMU*	87-69	Reynolds Center
Feb. 16 Louisiana Tech*	72-63	Reynolds Center
Feb. 21 at Hawaii*	85-86	Honolulu, Hawaii
Feb. 23 at San Jose State*	82-72	San Jose, Calif.
Feb. 28 at Rice*	67-62	Houston, Texas
Mar. 7 Boise State**	72-53	Reynolds Center
Mar. 8 Fresno State**	81-65	Reynolds Center
Mar. 9 Hawaii**	59-73	Reynolds Center
Mar. 14 #12 Marquette##	71-69	St. Louis, Mo.
Mar. 16 #16 Kentucky##	82-87	St. Louis, Mo.

[^] Yahoo! Sports Invitational (Laie, Hawaii)

* Western Athletic Conference Games

** Western Athletic Conference Tournament

% at Houston, Texas (Compaq Center)

& at Kemper Arena (Kansas City, Mo.)

NCAA Tournament

2002-03 Won 23, Lost 10

Nov. 23 vs. New Mexico State [^]	71-61	South Padre, Texas
Nov. 24 vs. Texas-Pan Am. [^]	80-50	South Padre, Texas
Nov. 30 at Arkansas	61-60	Fayetteville, Ark.
Dec. 4 Wichita State	80-69	Reynolds Center
Dec. 11 #20 Kansas	80-89	Reynolds Center
Dec. 14 at SW Missouri	62-46	Springfield, Mo.
Dec. 19 Oral Roberts	90-80	Reynolds Center
Dec. 23 TCU	78-65	Reynolds Center
Dec. 28 Iowa	63-67	Reynolds Center
Jan. 1 at Fresno State*	65-74	Fresno, Calif.
Jan. 4 Nevada*	63-60	Reynolds Center
Jan. 11 at Rice*	94-77	Houston, Texas
Jan. 16 at UTEP*	79-65	El Paso, Texas
Jan. 18 at Boise State*	74-78	Boise, Idaho
Jan. 23 Louisiana Tech*	68-61	Reynolds Center
Jan. 25 SMU*	84-86/OT	Reynolds Center
Jan. 30 at San Jose State*	57-58	San Jose, Calif.
Feb. 1 at Hawaii*	67-73/OT	Honolulu, Hawaii
Feb. 8 Rice*	79-56	Reynolds Center
Feb. 10 at Louisiana Tech*	82-93	Ruston, La.
Feb. 13 Boise State*	71-55	Reynolds Center
Feb. 15 UTEP*	81-58	Reynolds Center
Feb. 19 at SMU*	77-70	Dallas, Texas
Feb. 22 at Gonzaga	60-69	Spokane, Wash.
Feb. 27 Hawaii*	76-51	Reynolds Center
Mar. 1 San Jose State*	74-53	Reynolds Center
Mar. 5 Fresno State*	62-59	Reynolds Center
Mar. 8 at Nevada*	79-73	Reno, Nev.
Mar. 13 UTEP**	81-47	Reynolds Center
Mar. 14 Hawaii**	66-56	Reynolds Center
Mar. 15 Nevada**	75-64	Reynolds Center
Mar. 20 #22 Dayton%	84-71	Spokane, Wash.
Mar. 22 Wisconsin%	60-61	Spokane, Wash.

[^] South Padre Classic

* Western Athletic Conference Games

** Western Athletic Conference Tournament

% NCAA Tournament

2003-04 Won 9, Lost 20

Nov. 22 Northwestern State	78-49	Reynolds Center
Nov. 25 at #14 Oklahoma	73-81	Norman, Okla.
Nov. 29 at TCU	74-62	Fort Worth, Texas
Dec. 1 at Georgia State	67-72	Atlanta, Ga.
Dec. 6 at Oral Roberts	81-87	Tulsa, Okla.
Dec. 14 New Mexico State	78-66	Reynolds Center
Dec. 20 at Wichita State	58-66	Wichita, Kan.
Dec. 23 Texas State	84-46	Reynolds Center
Dec. 30 Arkansas	74-81	Reynolds Center
Jan. 3 at Louisiana Tech*	62-70	Ruston, La.
Jan. 6 at SMU*	58-67	Dallas, Texas
Jan. 8 UTEP*	56-59	Reynolds Center
Jan. 10 Boise State*	58-57	Reynolds Center
Jan. 17 Rice*	74-68	Reynolds Center
Jan. 22 at Nevada*	71-80	Reno, Nev.
Jan. 24 at Fresno State*	61-68	Fresno, Calif.
Jan. 29 San Jose State*	86-70	Reynolds Center
Jan. 31 Hawaii*	71-73/OT	Reynolds Center
Feb. 2 Nevada*	67-89	Reynolds Center
Feb. 5 at Boise State*	62-73	Boise, Idaho
Feb. 7 at UTEP*	66-78	El Paso, Texas
Feb. 14 at Rice*	103-111/OT	Houston, Texas
Feb. 18 Fresno State*	41-61	Reynolds Center
Feb. 21 #6 Gonzaga	56-76	Reynolds Center
Feb. 27 at Hawaii*	62-92	Honolulu, Hawaii
Feb. 29 at San Jose State*	65-64	San Jose, Calif.
Mar. 4 SMU*	56-64	Reynolds Center
Mar. 6 Louisiana Tech*	80-70	Reynolds Center
Mar. 9 SMU**	60-79	Fresno, Calif.

* Western Athletic Conference Games

** Western Athletic Conference Tournament

2004-05 Won 2, Lost 5

Nov. 16 Wright State ^A	66-72	Reynolds Center
Nov. 21 Northwestern La. State	63-54	Reynolds Center
Nov. 30 at Arkansas	73-85	Fayetteville, Ark.
Dec. 5 Oral Roberts	47-70	Reynolds Center
Dec. 12 Prairie View A&M	97-44	Reynolds Center
Dec. 18 Wichita State	66-71	Reynolds Center
Dec. 22 Lamar	85-91	Reynolds Center



Alvin "Pooh" Williamson

22 games W-7, L-15
(took over on Dec. 25 as interim head coach)

22 Games Won 7, Lost 15

Dec. 28 Oklahoma%	64-70	Oklahoma City, Okla.
Dec. 30 Louisiana Tech*	52-58	Reynolds Center
Jan. 1 SMU*	83-95/OT	Reynolds Center
Jan. 6 at Boise State*	71-72	Boise, Idaho
Jan. 8 at UTEP*	70-105	El Paso, Texas
Jan. 10 at New Mexico State	83-63	Las Cruces, NM
Jan. 15 at Rice*	70-82	Houston, Texas
Jan. 20 Nevada*	69-75	Reynolds Center
Jan. 22 Fresno State*	68-65	Reynolds Center
Jan. 27 at San Jose State*	69-76	San Jose, Calif.
Jan. 29 at Hawaii*	73-76	Honolulu, Hawaii
Feb. 3 UTEP*	65-54	Reynolds Center
Feb. 5 Boise State*	76-63	Reynolds Center
Feb. 12 Rice*	64-71/OT	Reynolds Center
Feb. 16 at Fresno State*	69-71	Fresno, Calif.
Feb. 19 Northern Arizona	79-64	Reynolds Center
Feb. 21 at Nevada*	56-70	Reno, Nev.
Feb. 25 Hawaii*	83-76	Reynolds Center
Feb. 27 San Jose State*	80-48	Reynolds Center
Mar. 3 at SMU*	74-81/OT	Dallas, Texas
Mar. 5 at Louisiana Tech*	82-91	Ruston, La.
Mar. 8 Boise State**	73-83	Reno, Nev.

^APressason NIT
[%]All-College Classic
^{*}Western Athletic Conference Games
^{**}Western Athletic Conference Tournament



Doug Wojcik
7 seasons W-140, L-92

2005-06 Won 11, Lost 17

Nov. 19 Stephen F. Austin	72-82	Reynolds Center
Nov. 22 at Cal State-Northridge	71-77	Northridge, Calif.
Nov. 26 Texas A&M- CC	73-67	Reynolds Center
Nov. 30 #5 Oklahoma	53-62	Reynolds Center
Dec. 3 at Oral Roberts	52-68	Mabee Center
Dec. 6 at Northern Arizona	63-58	Flagstaff, Ariz.
Dec. 11 Southern Arkansas	56-51	Reynolds Center
Dec. 17 at Lamar	78-86	Beaumont, Texas
Dec. 19 Southern	60-48	Reynolds Center
Dec. 22 at Eastern Michigan	62-67	Ypsilanti, Mich.
Dec. 30 at BYU	49-68	Provo, Utah
Jan. 2 North Texas	61-67	Reynolds Center
Jan. 7 at Texas-Pan American	70-66/OT	Edinburg, Texas
Jan. 11 at UAB*	54-84	Birmingham, Ala.
Jan. 14 Southern Miss*	72-63	Reynolds Center
Jan. 18 Marshall*	66-57	Reynolds Center
Jan. 21 at UCF*	44-45	Orlando, Fla.
Jan. 28 at East Carolina*	45-59	Greenville, NC
Feb. 1 #3 Memphis*	61-84	Reynolds Center
Feb. 4 UTEP*	62-69	Reynolds Center

Feb. 8 at SMU*	55-51	Dallas, Texas
Feb. 11 Rice*	80-73/OT	Reynolds Center
Feb. 18 at Houston*	46-73	Houston, Texas
Feb. 22 SMU*	73-56	Reynolds Center
Feb. 25 at #4 Memphis*	67-78	Memphis, Tenn.
Mar. 1 at UTEP*	45-49	El Paso, Texas
Mar. 4 Tulane*	63-59	Reynolds Center
Mar. 8 Southern Miss**	61-66	Memphis, Tenn.

**Conference USA Games*
***Conference USA Tournament*

2006-07 Won 20, Lost 11

Nov. 15 St. Gregory's	88-64	Reynolds Center
Nov. 18 UALR	66-60	Reynolds Center
Nov. 21 at North Texas	63-65	Denton, Texas
Nov. 25 Cal State Northridge	91-70	Reynolds Center
Nov. 28 Oral Roberts	75-57	Reynolds Center
Dec. 1 Lamar	78-64	Reynolds Center
Dec. 4 Jackson State	79-54	Reynolds Center
Dec. 10 Southern Arkansas	88-56	Reynolds Center
Dec. 16 Prairie View A&M	83-54	Reynolds Center
Dec. 21 Oklahoma	48-58	Okla. City, Okla.
Dec. 23 Eastern Michigan	66-48	Reynolds Center
Jan. 2 at Arkansas	59-68	Fayetteville, Ark.
Jan. 6 Texas-Pan American	72-64	Reynolds Center
Jan. 10 East Carolina*	67-49	Reynolds Center
Jan. 13 UTEP*	86-79/OT	Reynolds Center
Jan. 17 at Marshall*	53-65	Huntington, WV
Jan. 20 Houston*	67-69	Reynolds Center
Jan. 24 at #11 Memphis	59-72	Memphis, Tenn.
Jan. 27 SMU*	70-66	Reynolds Center
Jan. 31 at Tulane*	79-78	New Orleans, La.
Feb. 3 at UCF*	53-63	Orlando, Fla.
Feb. 7 Marshall*	63-60	Reynolds Center
Feb. 10 at Southern Miss*	65-70	Hattiesburg, Miss.
Feb. 14 #8 Memphis*	52-69	Reynolds Center
Feb. 17 at UTEP*	66-51	El Paso, Texas
Feb. 21 UAB*	57-62	Reynolds Center
Feb. 24 UCF*	66-64/OT	Reynolds Center
Feb. 28 at SMU*	67-60	Dallas, Texas
Mar. 3 at Rice*	73-65	Houston, Texas
Mar. 7 East Carolina**	65-50	Memphis, Tenn.
Mar. 8 Tulane**	56-58	Memphis, Tenn.

**Conference USA Games*
***Conference USA Tournament*

2007-08 Won 25, Lost 14

Nov. 11 Hampton%	55-72	College Park, Md.
Nov. 12 North Florida%	83-66	College Park, Md.
Nov. 16 Arkansas State	75-59	Reynolds Center
Nov. 27 at Oral Roberts	70-84	Tulsa, Okla.
Dec. 1 at Arkansas-Little Rock	51-62	Little Rock, Ark.
Dec. 5 at Oklahoma	55-81	Norman, Okla.
Dec. 9 Central Arkansas	65-52	Reynolds Center
Dec. 15 Texas-Pan American	90-61	Reynolds Center
Dec. 18 Charlotte	75-63	Reynolds Center
Dec. 22 SE Missouri State	89-51	Reynolds Center
Dec. 30 Mississippi Valley	71-46	Reynolds Center
Jan. 7 at Colorado	81-68	Boulder, Colo.
Jan. 12 at UCF*	91-97/30T	Orlando, Fla.
Jan. 16 Tulane*	65-67/OT	Reynolds Center
Jan. 19 at SMU*	72-71	Dallas, Texas
Jan. 23 #1 Memphis*	41-56	Reynolds Center
Jan. 26 at UTEP*	61-65	El Paso, Texas
Jan. 30 at Marshall*	65-72/OT	Huntington, WV
Feb. 2 SMU*	72-60	Reynolds Center
Feb. 6 at Houston*	81-92	Houston, Texas
Feb. 9 Southern Miss*	78-63	Reynolds Center
Feb. 13 at East Carolina	66-61	Greenville, NC
Feb. 16 UTEP*	73-50	Reynolds Center
Feb. 20 Rice*	68-37	Reynolds Center
Feb. 23 Presbyterian	77-58	Reynolds Center
Feb. 27 at #2/3 Memphis*	67-82	Memphis, Tenn.
Mar. 1 Marshall*	89-64	Reynolds Center
Mar. 5 at UAB*	70-84	Birmingham, Ala.
Mar. 8 UCF*	71-53	Reynolds Center
Mar. 12 East Carolina**	66-49	Memphis, Tenn.
Mar. 13 UAB**	78-68/OT	Memphis, Tenn.

Mar. 14 UTEP**	64-62/OT	Memphis, Tenn.
Mar. 15 at #2/3 Memphis**	51-77	Memphis, Tenn.
Mar. 19 Miami-Ohio#	61-45	Reynolds Center
Mar. 24 Utah#	69-60	Reynolds Center
Mar. 26 Houston#	73-69	Reynolds Center
Mar. 31 Bradley#	73-68	Reynolds Center
Apr. 2 at Bradley#	74-83	Peoria, Ill.
Apr. 4 Bradley#	70-64	Reynolds Center

% O'Reilly Auto Parts CBE Classic
*** C-USA Tournament*
College Basketball Invitational

2008-09 Won 25, Lost 11

Nov. 15 Oral Roberts	50-43	Reynolds Center
Nov. 18 at Oklahoma State	73-91	Stillwater, Okla.
Nov. 23 Texas A&M-CC	66-43	Reynolds Center
Nov. 25 No. Carolina Central	92-52	Reynolds Center
Nov. 28 Texas A&M%	67-56	South Padre, TX
Nov. 29 Illinois%	44-48	South Padre, TX
Dec. 3 at Ohio	63-75	Athens, Ohio
Dec. 7 #6 Oklahoma	44-69	BOK Center
Dec. 10 Missouri State	70-67	Reynolds Center
Dec. 14 Presbyterian	62-48	Reynolds Center
Dec. 20 at Loyola-Marymount	79-45	Los Angeles, Calif.
Dec. 23 UT-Arlington	88-79	Reynolds Center
Dec. 30 BYU	68-74	Reynolds Center
Jan. 3 NE Oklahoma State	67-44	Reynolds Center
Jan. 7 at Southern Miss*	67-58	Hattiesburg, Miss.
Jan. 10 at Charlotte	65-50	Charlotte, NC
Jan. 13 Memphis*	54-55	Reynolds Center
Jan. 17 Marshall*	69-50	Reynolds Center
Jan. 21 at Tulane*	75-76/OT	New Orleans, La.
Jan. 23 at UTEP*	78-70	El Paso, Texas
Jan. 28 UAB*	75-74	Reynolds Center
Jan. 30 SMU*	64-55	Reynolds Center
Feb. 4 at Marshall*	73-57	Huntington, WV
Feb. 7 UTEP*	76-65	Reynolds Center
Feb. 11 at #8 Memphis*	37-63	Memphis, Tenn.
Feb. 14 at UCF*	72-74	Orlando, Fla.
Feb. 21 East Carolina*	72-62	Reynolds Center
Feb. 25 Houston*	77-68	Reynolds Center
Feb. 28 at SMU*	74-64	Dallas, Texas
Mar. 4 UCF*	79-70	Reynolds Center
Mar. 7 at Rice*	60-50	Houston, Texas
Mar. 13 Rice**	73-51	Memphis, Tenn.
Mar. 14 UAB**	70-67	Memphis, Tenn.
Mar. 17 at #3 Memphis**	39-64	Memphis, Tenn.
Mar. 18 Northwestern#	68-59	Reynolds Center
Mar. 20 at Auburn#	55-74	Auburn, Ala.

%South Padre Island Classic
***Conference USA Tournament*
#NIT
**Conference USA Game*

2009-10 Won 23, Lost 12

Nov. 13 St. Mary's	72-47	Reynolds Center
Nov. 15 FIU	81-49	Reynolds Center
Nov. 17 UALR	59-45	Reynolds Center
Nov. 21 South Alabama	84-62	Reynolds Center
Nov. 24 Loyola Marymount	79-65	Reynolds Center
Nov. 28 at Missouri State	75-83	Springfield, Mo.
Dec. 2 Oklahoma State	86-65	Reynolds Center
Dec. 6 Ohio	81-80	Reynolds Center
Dec. 17 Jackson State%	92-39	Reynolds Center
Dec. 19 Chicago State%	86-49	Reynolds Center
Dec. 22 Nebraska%	70-74	Las Vegas, Nev.
Dec. 23 Nevada%	68-99	Las Vegas, Nev.
Jan. 2 Colorado	84-59	Reynolds Center
Jan. 6 Tulane*	73-59	Reynolds Center
Jan. 9 at Houston*	86-80	Houston, Texas
Jan. 13 at SMU*	63-56	Dallas, Texas
Jan. 16 UCF*	90-70	Reynolds Center
Jan. 20 at Oral Roberts	57-52	Tulsa, Okla.
Jan. 23 Rice*	62-58	Reynolds Center
Jan. 26 at UAB*	55-65	Birmingham, Ala.
Jan. 30 at UCF*	55-50	Orlando, Fla.
Feb. 3 Marshall*	73-69	Reynolds Center
Feb. 6 at UTEP*	59-73	El Paso, Texas
Feb. 10 Southern Miss*	60-52	Reynolds Center
Feb. 13 Memphis*	86-93	Reynolds Center
Feb. 17 at Marshall*	58-64	Huntington, W.V.
Feb. 20 UTEP*	70-78	Reynolds Center
Feb. 25 at #5 Duke	52-70	Durham, N.C.

Feb. 27	at East Carolina*	85-73	Greenville, N.C.
Mar. 3	SMU*	58-55	Reynolds Center
Mar. 6	at Memphis*	53-75	Memphis, Tenn.
Mar. 10	Rice**	73-62	BOK Center
Mar. 11	Marshall**	80-64	BOK Center
Mar. 12	UTEP**	61-75	BOK Center
Mar. 17	at Kent State#	74-75	Kent, Ohio
%Las Vegas Classic		*Conference USA Game	
**Conference USA Tournament		# NIT	

2010-11 Won 19, Lost 13

Nov. 12	Appalachian State	86-89	Reynolds Center
Nov. 16	Oral Roberts	83-68	Reynolds Center
Nov. 19	Missouri State	62-50	Reynolds Center
Nov. 25	UNLV%	71-80	Anaheim, Calif.
Nov. 26	Stanford%	65-53	Anaheim, Calif.
Nov. 28	CS Northridge%	80-63	Anaheim, Calif.
Dec. 5	at UALR	67-69	Little Rock, Ark.
Dec. 8	Oklahoma State	54-71	BOK Center
Dec. 12	Princeton	78-82/OT	Reynolds Center
Dec. 16	Weber State	81-79/OT	Reynolds Center
Dec. 21	at Wichita State	79-82	Wichita, Kan.
Dec. 23	Texas-San Antonio	92-67	Reynolds Center
Dec. 30	TCU	69-66	Reynolds Center
Jan. 5	at UTEP*	59-69	El Paso, Texas
Jan. 8	Rice*	75-64	Reynolds Center
Jan. 12	at Arizona State	59-69	Tempe, Ariz.
Jan. 19	at Houston*	57-64	Houston, Texas
Jan. 22	at Tulane*	65-61	New Orleans, La.
Jan. 26	SMU*	58-59	Reynolds Center
Jan. 29	UTEP*	69-68	Reynolds Center
Feb. 2	at Memphis*	68-65	Memphis, Tenn.
Feb. 5	Houston*	76-71/OT	Reynolds Center
Feb. 12	at UCF*	57-58	Orlando, Calif.
Feb. 16	East Carolina*	86-67	Reynolds Center
Feb. 19	at SMU*	74-66	Dallas, Texas
Feb. 23	at Marshall*	61-79	Huntington, WV
Feb. 26	Tulane*	66-59	Reynolds Center
Mar. 2	at Rice*	67-57	Houston, Texas
Mar. 5	Southern Miss*	78-70	Reynolds Center
Mar. 10	Rice**	81-72	El Paso, Texas
Mar. 11	at UTEP**	54-66	El Paso, Texas
% 76 Classic			
*Conference USA Game			
**Conference USA Tournament			

2011-12 Won 17, Lost 14

Nov. 11	UALR	65-49	Reynolds Center
Nov. 13	Southeastern La.	67-52	Reynolds Center
Nov. 17	vs. Western Kentucky%	65-49	Charleston, S.C.
Nov. 18	vs. Northwestern%	65-69	Charleston, S.C.
Nov. 20	vs. Saint Joseph's%	75-79	Charleston, S.C.
Nov. 21	at Jackson State	57-51	Jackson, Miss.
Nov. 26	at Missouri State	64-69/OT	Springfield, Mo.
Nov. 30	at Oklahoma State	56-59	Stillwater, Okla.
Dec. 3	Arizona State	64-67	Reynolds Center
Dec. 7	Wichita State	67-77	Reynolds Center
Dec. 17	Texas-Arlington	80-75/OT	Reynolds Center
Dec. 19	Creighton	64-83	Reynolds Center
Dec. 28	Mercer	68-62	Reynolds Center
Dec. 31	at TCU	74-66	Fort Worth, Texas
Jan. 4	at Houston*	69-70	Houston, Texas
Jan. 7	SMU*	55-57	Reynolds Center
Jan. 11	UTEP*	59-48	Reynolds Center
Jan. 14	at East Carolina*	70-67	Greenville, N.C.
Jan. 18	Tulane*	60-56	Reynolds Center
Jan. 21	at Rice*	70-46	Houston, Texas
Jan. 25	UCF*	66-61	Reynolds Center
Jan. 28	at SMU*	66-60	Dallas, Texas
Feb. 4	Marshall*	79-70	Huntington, W.Va.
Feb. 8	at UTEP*	55-64	El Paso, Texas
Feb. 11	Houston*	72-48 d	Reynolds Center
Feb. 15	at Southern Miss*	69-77/OT	Hattiesburg, Miss.
Feb. 18	Rice*	69-50	Reynolds Center
Feb. 25	at Tulane*	73-69	New Orleans, La.
Feb. 29	at UAB*	64-68	Birmingham, Ala.
Mar. 3	Memphis*	66-78	Reynolds Center
Mar. 8	vs. Marshall**	100-105/3OT	Memphis, Tenn.
% Charleston Classic			
*Conference USA Game			
**Conference USA Tournament			



Tulsa's James Woodard and Tim Peete at 2014 NCAA Tournament press conference.



Danny Manning
2 seasons W-38, L-29

2012-13 Won 17, Lost 16

Nov. 11	LSU Shreveport	110-54	Reynolds Center
Nov. 15	vs. Northern Kentucky%	76-56	San Diego, Calif.
Nov. 16	at San Diego%	63-51	San Diego, Calif.
Nov. 17	vs. Cal State Northridge%	76-92	San Diego, Calif.
Nov. 21	Jackson State	86-66	Reynolds Center
Nov. 24	Stephen F. Austin	41-57	Reynolds Center
Nov. 28	at Wichita State	60-86	Wichita, Kan.
Dec. 5	Missouri State	61-42	Reynolds Center
Dec. 8	TCU	50-49	Reynolds Center
Dec. 15	at UALR	65-72	Little Rock, Ark.
Dec. 19	at Creighton	54-71	Omaha, Neb.
Dec. 22	at Oral Roberts	72-68	Tulsa, Okla.
Dec. 29	vs. Florida State^	63-82	Sunrise, Fla.
Jan. 2	Buffalo	63-57	Reynolds Center
Jan. 6	at SMU*	48-47	Dallas, Texas
Jan. 9	at Marshall*	61-79	Huntington, W.Va.
Jan. 12	Rice*	64-51	Reynolds Center
Jan. 16	UTEP*	45-42	Reynolds Center
Jan. 19	at Tulane*	72-75	New Orleans, La.
Jan. 23	at Houston*	87-72	Houston, Texas
Jan. 26	Southern Miss*	59-62	Reynolds Center
Feb. 2	at Memphis*	64-94	Memphis, Tenn.
Feb. 6	UAB*	63-70	Reynolds Center
Feb. 9	at UTEP*	74-70	El Paso, Texas
Feb. 16	Houston*	101-92/3OT	Reynolds Center
Feb. 20	East Carolina*	63-72	Reynolds Center
Feb. 23	at UCF*	75-83	Orlando, Fla.
Mar. 2	Tulane*	78-66	Reynolds Center
Mar. 6	SMU*	65-71	Reynolds Center
Mar. 9	at Rice*	77-71	Houston, Texas
Mar. 14	vs. East Carolina**	79-72	BOK Center
Mar. 15	vs. Memphis**	74-85	BOK Center
Mar. 20	at Wright State #	52-72	Dayton, Ohio
% NUCDF Basketball Challenge		* Conference USA Games	
** C-USA Tournament		# College Basketball Invitational	
^ Orange Bowl Classic			

2013-14 Won 21, Lost 13

Nov. 10	Oral Roberts	68-74	Reynolds Center
Nov. 16	at Missouri State	93-96	Springfield, Mo.
Nov. 20	#14 Wichita State	54-77	Reynolds Center
Nov. 23	at #23 Creighton	72-82	Omaha, Neb.
Nov. 27	vs. Indiana State%	63-62	Anchorage, Alaska
Nov. 29	vs. TCU%	65-72	Anchorage, Alaska
Nov. 30	vs. Green Bay%	59-67	Anchorage, Alaska
Dec. 4	Texas Southern	98-71	Reynolds Center
Dec. 10	UALR	78-64	Reynolds Center
Dec. 14	at Oklahoma	91-101	Norman, Okla.
Dec. 18	Grand Canyon	66-65	Reynolds Center
Dec. 21	at TCU	58-70	Fort Worth, Texas
Dec. 29	at Maryland	74-85	College Park, Md.
Jan. 4	Cal State Fullerton	73-57	Reynolds Center
Jan. 9	Tulane*	97-71	Reynolds Center
Jan. 12	Southern Miss*	75-71	Reynolds Center
Jan. 16	at Charlotte*	86-90/OT	Charlotte, N.C.
Jan. 18	at Marshall*	69-52	Huntington, W.Va.
Jan. 23	Middle Tennessee*	58-53	Reynolds Center
Jan. 25	UAB*	63-70	Reynolds Center
Feb. 1	North Texas*	94-63	Reynolds Center
Feb. 6	at Louisiana Tech*	61-66	Ruston, La.
Feb. 8	at Rice*	66-56	Houston, Texas
Feb. 13	East Carolina*	76-58	Reynolds Center
Feb. 15	Old Dominion*	76-37	Reynolds Center
Feb. 20	at Florida Atlantic*	71-52	Boca Raton, Fla.
Feb. 22	at Florida International*	77-65	Miami, Fla.
Feb. 27	at UTEP*	65-60	El Paso, Texas
Mar. 2	UTSA*	72-70/OT	Reynolds Center
Mar. 6	at North Texas*	79-68	Denton, Texas
Mar. 13	vs. Tulane\$	70-49	El Paso, Texas
Mar. 14	vs. Middle Tennessee\$	76-69	El Paso, Texas
Mar. 15	vs. Louisiana Tech\$	69-60	El Paso, Texas
Mar. 21	vs. #20 UCLA#	59-76	San Diego, Calif.
% Carrs/Safeway Great Alaska Shootout		* Conference USA Games	
\$ C-USA Tournament		# NCAA Tournament	

**YOUR LEGACY IS ON THE LINE.
YOUR POWERS ARE ABOUT TO FACE
THE ULTIMATE TEST.
YOUR FATE RESTS IN YOUR HANDS:
COME HOME WITH THE TITLE, OR BE
LOST TO HISTORY.
BECOME IMMORTAL.**



NIKE.COM/BASKETBALL

TULSA MEN'S BASKETBALL RADIO/TV CHART



FRANK HAITH
Head Coach



TOM ABATEMARCO
Assistant Coach



DENNIS FELTON
Assistant Coach



DAVE LEITAO
Assistant Coach



1 RASHAD SMITH
G • 6-7 • 205 • Jr-2L
Plano, Texas



2 COREY HAITH
G • 5-11 • 175 • Jr-TR
Miami, Fla.



3 SHAQUILLE HARRISON
G • 6-4 • 182 • Jr-2L
Kansas City, Mo.



5 RASHAD RAY
G • 5-10 • 172 • Jr-2L
New Orleans, La.



10 JAMES WOODARD
G • 6-3 • 189 • Jr-2L
Arcadia, Okla.



11 MICAH LITTLEJOHN
G • 6-6 • 193 • Fr-HS
Mansfield, Texas



14 TAREKEYI (TK) EDOGI
F • 6-8 • 222 • So-1L
Surprise, Ariz.



15 MARQUEL CURTIS
G • 6-3 • 205 • Jr-RS
Plymouth, Minn.



22 NICK WOOD
G • 6-1 • 168 • Jr-SQ
Tulsa, Okla.



23 STEVIE REPICHOWSKI
G • 6-5 • 195 • So-1L
Lansing, Mich.



35 KEONDRE DEW
G • 6-8 • 210 • Fr-HS
San Bernardino, Calif.



40 D'ANDRE WRIGHT
F • 6-9 • 245 • Jr-2L
Lawton, Okla.



44 BRANDON SWANEGAN
F • 6-9 • 209 • Jr-2L
Houston, Texas



55 EMMANUEL EZECHINONSO
C • 6-11 • 267 • Jr-RS
Lagos, Nigeria

Conference USA Champions Move to American Athletic Conference



- 28 Postseason Appearances
- 2 NIT Titles
- 3 NCAA Sweet Sixteens
- 1 NCAA Elite Eight



UConn
2014
National Champions



Cincinnati
2014 American
Conference Champions



Memphis
2008
Final Four



SMU
2014
NIT Runner-Up



UCF
Six Postseason Tournament
Appearances



Houston
19 NCAA Tournament
Appearances



East Carolina
2013
CIT Champions



Temple
Seven Elite Eight
Appearances



South Florida
11 Postseason Tournament
Appearances



Tulane
Postseason Each
of Last Two Years



AMERICAN

ATHLETIC CONFERENCE

BRANDON SWANNEGAN

#44 | Junior | Forward

RASHAD RAY

#5 | Junior | Guard

MARQUEL CURTIS

#15 | Junior | Guard

SHAQUILLE HARRISON

#3 | Junior | Guard



2014-15 TULSA MEN'S BASKETBALL

Nov. 8	Sat.	Southwestern Oklahoma State (Exh.)	TBA	Jan. 13	Tues.	UConn* (CBS SN)	8:30 pm
Nov. 15	Sat.	@ Oral Roberts*	7:00 pm	Jan. 17	Sat.	@ USF* (ESPNU)	10:00 am
Nov. 17	Mon.	Louisiana-Lafayette* (ESPN3)	8:30 pm	Jan. 21	Wed.	Memphis* (ESPNU)	6:00 pm
Nov. 19	Wed.	Abilene Christian (ESPN3)	7:05 pm	Jan. 24	Sat.	@ East Carolina* (ESPNews)	11:00 am
Nov. 24	Mon.	Auburn @ MGM Grand Main Event^ (ESPNU)	10:00 pm	Jan. 27	Tues.	@ Tulane* (ESPNews)	6:00 pm
Nov. 26	Wed.	Oklahoma State/Oregon State... @ MGM Grand Main Event^ (ESPN2/ESPN3)	8:00 pm/10:30 pm	Jan. 31	Sat.	USF* (ESPNews)	12:00 pm
Nov. 29	Sat.	@ Wichita State	TBA	Feb. 5	Thurs.	@ Houston* (ESPNews)	6:00 pm
Dec. 3	Wed.	Creighton (ESPN3)	7:00 pm	Feb. 7	Sat.	SMU* (ESPNU)	7:00 pm
Dec. 7	Sun.	@ UALR	2:00 pm	Feb. 12	Thurs.	@ UConn* (at Hartford, CT) (ESPN/ESPN2)	6:00 pm
Dec. 10	Wed.	Southeastern Oklahoma State	7:00 pm	Feb. 18	Wed.	East Carolina* (ESPNU)	6:00 pm
Dec. 13	Sat.	Oklahoma (CBS SN)	1:30 pm	Feb. 22	Sun.	Temple* (CBS SN)	5:00 pm
Dec. 17	Wed.	Missouri State (ESPN3)	7:00 pm	Feb. 25	Wed.	Tulane* (ESPNews)	7:00 pm
Dec. 22	Mon.	Incarnate Word (ESPN3)	7:00 pm	Feb. 28	Sat.	@ Memphis* (ESPNU)	6:00 pm
Dec. 31	Wed.	@ UCF* (ESPNU)	11:00 am	Mar. 4	Wed.	Cincinnati* (CBS SN)	8:00 pm
Jan. 4	Sun.	Houston* (ESPNews)	1:00 pm	Mar. 8	Sun.	@ SMU* (ESPNU)	2:00 pm
Jan. 10	Sat.	@ Temple* (ESPNews)	7:00 pm	Mar. 12-15	Thurs-Sun	The American Championship @ Hartford, CT	TBA

BOLD denotes home games played at the Donald W. Reynolds Center. * Denotes American Athletic Conference game.

% Denotes MGM Grand Main Event at home sites. ^ Denotes MGM Grand Main Event in Las Vegas, Nev.

All times are central time zone; times and dates are subject to change.

TULSAHURRICANE.COM



TulsaHurricane



@TUMBasketball
@TulsaHurricane