



**Pitt**

**2015 Spring  
Football Guide**



*“ We will play with a **tough**, blue-collar mentality—and how else would you want it in the city of **Pittsburgh**? We will **work tirelessly** as coaches and players to get things done every day. **You can win championships here**. It’s a world-class university and they **expect the best at Pitt.** ”*

Pitt Head Coach Pat Narduzzi





Pitt juniors **Tyler Boyd** and **James Conner** form the most dynamic receiver/tailback combination in the nation. Boyd is the first player in ACC history to achieve **1,000-yard receiving seasons** in both his freshman and sophomore years. Conner was a **first team All-American** (AFCA) and the **2014 ACC Player of the Year** after rushing for 1,765 yards and 26 touchdowns.



# 2015 Pitt Football Schedule

**Sept. 5**

Youngstown State

**Sept. 12**

at Akron

**Sept. 19**

at Iowa

**Oct. 3**

at Virginia Tech\*

**Oct. 10**

Virginia\*

**Oct. 17**

at Georgia Tech\*

**Oct. 24**

at Syracuse\*

**Oct. 29 (Thurs.)**

North Carolina\*

**Nov. 7**

Notre Dame

**Nov. 14**

at Duke\*

**Nov. 21**

Louisville\*

**Nov. 27 (Fri.)**

Miami\*

**Dec. 5**

Dr Pepper ACC  
Championship Game  
Bank of America Stadium  
(Charlotte, N.C.)

\*ACC game





# 2015 PITT PANTHERS SPRING FOOTBALL



## PITT SPRING FOOTBALL GUIDE

### Table of Contents

2015 Schedule	1
2014 Results	1
Spring Practice Coverage Policies	2
Quick Facts	2
2015 Spring Practice Schedule	3
2015 Spring Positional Outlook	4-6
2015 Personnel Breakdown	7
Final 2014 Pitt Two-Deep	8
Notes and Anecdotes	9-11
Head Coach Pat Narduzzi	12-13
Assistant Coaches/Support Staff	14-29
Jim Chaney, Offensive Coordinator/Quarterbacks	14
Josh Conklin, Defensive Coordinator	15
Andre Powell, Special Teams Coordinator/Running Backs	16
Rob Harley, Linebackers	17
Renaldo Hill, Cornerbacks	18
John Peterson, Offensive Line	19
Tim Salem, Tight Ends	20
Kevin Sherman, Wide Receivers	21
Tom Sims, Defensive Line	22
Dave Andrews, Strength and Conditioning	23
Chris LaSala, Assistant AD/Football Operations	24
Bob Junko, Dir. of Player Development/High School Relations	25
Dann Kabala, Player Personnel Director	26
Ben Mathers, Director of Football Operations	27
Rob Blanc, Head Athletic Trainer	27
Support Staff	28-29
Player Biography Capsules	30-40
Spring Rosters	41-42
Alphabetical	41
Numerical	42
2015 Pitt Recruiting Class	43-47
Recruits Listing	43
Recruit Biography Capsules	44-47
2014 Game-by-Game Pitt Starting Lineups	48
2014 Honors & Awards	49
2014 Game-by-Game Review	50-56
2014 Final Statistics	Appendix

### 2015 Schedule

Date	Opponent	Time
<b>Sept. 5</b>	<b>Youngstown State</b>	<b>TBA</b>
Sept. 12	at Akron	TBA
Sept. 19	at Iowa	TBA
Oct. 3	at Virginia Tech*	TBA
<b>Oct. 10</b>	<b>Virginia* (HC)</b>	<b>TBA</b>
Oct. 17	at Georgia Tech*	TBA
Oct. 24	at Syracuse*	TBA
<b>Oct. 29 (Thurs.)</b>	<b>North Carolina*</b>	<b>TBA</b>
<b>Nov. 7</b>	<b>Notre Dame</b>	<b>TBA</b>
Nov. 14	at Duke*	TBA
<b>Nov. 21</b>	<b>Louisville*</b>	<b>TBA</b>
<b>Nov. 27 (Fri.)</b>	<b>Miami*</b>	<b>TBA</b>
Dec. 5	Dr Pepper ACC Championship Game Bank of America Stadium, Charlotte, N.C.	TBA

\*ACC game (HC) Homecoming  
Due to television, TBA kickoff times will be announced at a later date.

### 2014 Results (6-7)

Date	Opponent (TV)	Result
<b>Aug. 30</b>	<b>Delaware (ESPN3)</b>	<b>W, 62-0</b>
Sept. 5 (Fri.)	at Boston College* (ESPN)	W, 30-20
Sept. 13	at FIU (Fox Sports 1)	W, 42-25
<b>Sept. 20</b>	<b>Iowa (ESPNU)</b>	<b>L, 20-24</b>
<b>Sept. 27</b>	<b>Akron (ESPN3)</b>	<b>L, 10-21</b>
Oct. 4	at Virginia* (RSN)	L, 19-24
<b>Oct. 16 (Thurs.)</b>	<b>Virginia Tech* (ESPN)</b>	<b>W, 21-16</b>
<b>Oct. 25</b>	<b>Georgia Tech* (ESPNU) (HC)</b>	<b>L, 28-56</b>
<b>Nov. 1</b>	<b>Duke* (ESPNU)</b>	<b>L, 48-51 (2OT)</b>
Nov. 15	at North Carolina* (ACC Network)	L, 35-40
<b>Nov. 22</b>	<b>Syracuse* (ESPNU)</b>	<b>W, 30-7</b>
Nov. 29	at Miami* (ESPN2)	W, 35-23
Jan. 2	vs. Houston# (ESPN)	L, 34-35

\*ACC game  
#Lockheed Martin Armed Forces Bowl (Fort Worth, Texas)



## SPRING MEDIA INFORMATION

### Spring Practice Coverage Policies

#### Spring Drills Itinerary:

The Pitt football team will open spring drills on March 15. Pitt head coach Pat Narduzzi has scheduled 15 practice sessions. See page 3 of the spring guide for the schedule of workouts. Please note the following media guidelines:

#### Interview Coordination:

All coach and player interviews must be arranged through Pitt's football media relations contacts, E.J. Borghetti and Ted Feeley. There will be general media availability following each practice, including the following specific opportunities:

#### Coach Pat Narduzzi Press Briefings:

Coach Narduzzi will address the media at the conclusion of each open workout. Requests for lengthier one-on-one interviews should be made at least 24 hours in advance to E.J. Borghetti.

#### Player and Assistant Coach Interviews:

Players and assistant coaches are available for brief interviews (5 to 10 minutes) following each practice. Lengthier interview requests should be made at least 24 hours in advance to the media relations office.

#### Photography:

Video cameramen are not permitted to shoot 11-on-11 drills or formations. Please consult a media relations staff member if you have any questions regarding video guidelines and what can be shot. All photographers (video and still) should shoot from the sidelines and refrain from stepping onto the practice field.

#### Additional Guidelines:

Live blogging and tweeting during practice is prohibited. Detailed reporting of practice scripts and personnel groupings is also not permitted.

### Pitt Football Coaching Staff

#### Pat Narduzzi

*Head Coach  
Rhode Island, 1990*

#### Jim Chaney

*Offensive Coordinator and Quarterbacks  
Central Missouri State, 1985*

#### Josh Conklin

*Defensive Coordinator  
Dakota State, 2003*

#### Andre Powell

*Special Teams Coordinator and Running Backs  
Indiana, 1989*

#### Rob Harley

*Linebackers  
Ohio State, 2006*

#### Renaldo Hill

*Cornerbacks  
Michigan State, 2012*

#### John Peterson

*Offensive Line  
Ohio State, 1991*

#### Tim Salem

*Tight Ends  
Arizona State, 1985*

#### Kevin Sherman

*Wide Receivers  
Ferrum College, 1992*

#### Tom Sims

*Defensive Line  
Pittsburgh, 1990*

#### Dave Andrews

*Strength and Conditioning  
Ohio State, 2004*

### 2015 Pitt Quick Facts

**Location:** Pittsburgh, Pa.

**Enrollment:** 28,766

**Founded:** 1787

**Conference:** Atlantic Coast Conference

**Nickname:** Panthers

**Colors:** Blue and Gold

**Chancellor:** Dr. Patrick D. Gallagher

**Athletic Director:** Dr. Randy Juhl (*interim*)

**2014 Overall Record:** 6-7

**2014 ACC Record (place):** 4-4 (T-3rd Coastal Division)

**Home Stadium:** Heinz Field (65,500/grass)

(*Heinz Field 2015 expansion capacity TBA*)

**Press Box:** (412) 697-7198

**Head Coach:** Pat Narduzzi

**Alma Mater:** Rhode Island (1990)

**Record at Pitt:** 0-0 (first season)

**Overall Collegiate Record:** same

**Starters Returning:** 17 (8 offense, 7 defense, 2 specialists)

**Starters Lost:** 7 (3 offense, 4 defense, 0 specialists)

**Lettermen Returning:** 47 (22 offense, 21 defense, 4 specialists)

**Lettermen Lost:** 17 (9 offense, 8 defense, 0 specialists)

**Offensive System:** Pro Style

**Defensive System:** 4-3

**Media Relations Phone:** (412) 648-8240

**Football Office Phone:** (412) 648-8700

**Ticket Office Phone:** (800) 643-PITT (7488)

**Official Pitt Web:** PittsburghPanthers.com

**Media Info:** collegepressbox.com

**Pitt Football Twitter:** @GoPittFootball

**Pitt YouTube Page:** YouTube.com/pittlivewire

**Exec. Assoc. AD/Media Relations:** E.J. Borghetti (football contact)

**Borghetti e-mail:** eborghetti@athletics.pitt.edu

**Media Relations Director:** Ted Feeley (co-contact)

**Feeley e-mail:** tfeeley@athletics.pitt.edu





# 2015 PITT PANTHERS SPRING FOOTBALL



## SPRING PRACTICE SCHEDULE

SUNDAY	MONDAY	TUESDAY	WEDNESDAY	THURSDAY	FRIDAY	SATURDAY
<b>March</b>						
1	2	3 PITT PRO TIMING DAY	4	5	6	7
8	9	10	11	12	13	14
PRACTICE #1 15	16	PRACTICE #2 17	18	PRACTICE #3 19	20	PRACTICE #4 21
22	23	PRACTICE #5 24	25	PRACTICE #6 26	27	PRACTICE #7 28

SUNDAY	MONDAY	TUESDAY	WEDNESDAY	THURSDAY	FRIDAY	SATURDAY	
<b>April</b>							
29	30	PRACTICE #8 31	1	PRACTICE #9 2	3	4	
5	6	PRACTICE #10 7	8	PRACTICE #11 9	10	PRACTICE #12 11	
<i>Easter</i>	12	13	PRACTICE #13 14	PRACTICE #14 15	16	17	18 SPRING GAME
19	20	21	22	23	24	25	
26	27	28	29	30			

Practice dates are subject to change. Times will be released at a later date.



## PITT POSITIONAL OUTLOOK

### THE OFFENSE

#### QUARTERBACKS

Junior **Chad Voytik** returns after starting all 13 games a year ago. In his first season as a starter, Voytik completed 61% of his passes (176 of 287) for 2,233 yards with 16 touchdowns and seven interceptions. He displayed impressive progress throughout the season, throwing only one interception in his final six contests. Voytik also proved to be a viable rushing option, finishing second on the team with 466 yards.

**Adam Bertke** enters his first active collegiate season following a freshman redshirt. Bertke was a three-time state champion at Ohio's Marion Local, throwing for 6,272 yards and 58 touchdowns during his prep career. Also competing for spring repetitions will be sophomore walk-on **Nate Bossory**, a transfer from Air Force.

The Panthers' quarterback depth will be strengthened in August with the arrival of freshman **Ben DiNucci**, Pennsylvania's 2014 Gatorade Player of the Year after throwing for 4,269 yards and 46 TDs as a senior at nearby Pine-Richland, and Tennessee graduate transfer **Nathan Peterman**, who will have two seasons of eligibility remaining.

#### RUNNING BACKS

**James Conner** established himself as one of the nation's elite offensive players with a prolific and decorated sophomore season.

Displaying a physical running style not witnessed at Pitt since the legendary Craig "Ironhead" Heyward in the late 1980s, Conner bulldozed his way to 1,765 yards and an ACC-record 26 touchdowns. He was named a first team All-American (AFCA) and the ACC Player of the Year. Entering his junior season, Conner should earn consideration for college football's most prestigious awards.

The Panthers return their top two reserve tailbacks in sophomore **Chris James** and junior **Rachid Ibrahim**. James made immediate contributions as a true freshman, rushing for 437 yards and four TDs on 87 carries (5.0 avg.). Ibrahim proved to be an effective change-of-pace back and averaged 8.0 yards per carry (263 yards on 33 carries).

**Dennis Briggs**, **Qadree Ollison** and walk-on **Stephen Ezekoye** are coming off freshman redshirt seasons. Senior **Jameel Poteat** is ready for active duty after sitting out last season following his transfer from Stony Brook.

Junior **Jaymar Parrish** is one of the Panthers' most unsung offensive talents. A fullback by trade, the athletic Parrish can also contribute as an in-line tight end or H-back. His play was instrumental for a Pitt rushing attack that produced nearly 250 yards per game last year.

Competing for time behind Parrish at fullback will be a quartet of walk-ons: junior **Anthony Rippole**, sophomore **Colton Lively** and redshirt freshmen **George Aston** and **Joey Kerle**.

#### WIDE RECEIVERS

**Tyler Boyd** enters his junior year as one of the country's most exciting receivers. Boyd is the first player in ACC history to compile 1,000 yards receiving in both his freshman and sophomore seasons. Last year he compiled 78 catches for 1,261 yards (16.2 avg.) and eight touchdowns en route to first-team All-ACC status. Boyd will be a highly viable All-America and Biletnikoff Award candidate in 2015.

Providing depth behind Boyd will be sophomore letterman **Zach Challingsworth** and redshirt freshmen **Elijah Zeise** and **Jaquaun Davidson**.



*Quarterback Chad Voytik threw for 2,233 yards and 16 touchdowns in his first season as a starter in 2014.*

Three lettermen will compete to fill the starting receiver position opposite Boyd: juniors **Dontez Ford** and **Chris Wuestner** and sophomore **Jester Weah**. Also in the receiver mix will be redshirt freshman walk-ons **Joey Brungo**, **Jordan Jones** and **Kellen Malone**.

#### TIGHT ENDS

This position ranks among Pitt's deepest and most experienced. The group is led by returning starter **J.P. Holtz**, who has played in every game the past three seasons (39) and owns 36 starts. Holtz finished second on the team in receptions (21 for 199 yards) and touchdown catches (four) last season.

Holtz will be complemented by junior **Scott Orndoff**, who has been a prominent reserve the past two years. The Panthers also return a pair of sophomore lettermen, **Devon Edwards** and **Tony Harper**, along with promising redshirt freshman **Brian O'Neill**.





## PITT POSITIONAL OUTLOOK

### OFFENSIVE LINE

Pitt welcomes back eight lettermen and five players with starting experience on the offensive line.

At left tackle, junior **Adam Bisnowaty** returns after starting 18 games the past two seasons. Providing depth will be junior letterman **John Guy**.

At left guard, junior **Dorian Johnson** started all 13 games last season. Pushing for time behind Johnson will be sophomore **Carson Baker** and redshirt freshman walk-on **Alex Galiyas**.

The center position boasts significant experience with the return of senior **Artie Rowell** and sophomore **Alex Officer**. Rowell was the Panthers' starting center in 2013 and the initial two contests of 2014 before a knee injury prematurely ended his junior season. In his absence, Officer seized the starting role and made 10 starts.

Officer will begin the spring as the starter as Rowell continues to rehabilitate. Also in the mix at center will be junior letterman **Gabe Roberts**.

The Panthers will need to replace a pair of All-ACC performers on the right side of the line in tackle T.J. Clemmings, a projected first-round NFL Draft pick, and guard Matt Rotheram.

Looking to replace Clemmings will be sophomore **Jaryd Jones-Smith**, who impressed in a reserve role in 2014. Jones-Smith logged significant time as a top backup and made three starts at left tackle when Bisnowaty was out due to injury. Also competing for the right tackle assignment will be sophomore **Aaron Reese**.

At right guard, a trio of highly regarded redshirt freshmen—**Alex Bookser**, **Mike Grimm** and **Mike Herndon**—will compete for the starting nod.

### THE DEFENSE

#### DEFENSIVE LINE

The Panthers' interior front welcomes back five lettermen, including a pair of senior returning starters in **Khaynin Mosley-Smith** and **Darryl Render**.

As the starting nose tackle last season, Mosley-Smith compiled 27 tackles. He will be pushed by junior letterman **Tyrique Jarrett** and redshirt freshman **Connor Dintino**.

Render moved into the starting defensive tackle spot last year and collected 32 stops and a team-high six TFLs. Sophomore **Justin Moody** played in every game as the top reserve, while sophomore **Jeremiah Taleni** gained experience playing both interior positions.

At defensive end, junior **Shakir Soto** started every game a year ago and totaled 31 tackles. Sophomore **Rori Blair** showed intriguing promise in his initial collegiate season and led the Panthers with five sacks. Senior **Ejuan Price** has been limited to just six games the past three seasons due to injuries. When healthy, Price has proven valuable and productive.



*Tight end J.P. Holtz was Pitt's second-leading pass catcher in 2014.*

Also seeking a return to full strength is sophomore **Zach Poker**, who found a niche as a pass rush specialist last year before being sidelined in midseason due to a shoulder injury.

Depth and competition at end will be enhanced by a pair of redshirt freshmen, **Hez Trahan** and **Shane Roy**. Also in the mix will be a pair of sophomore walk-ons, **Michael Dunn** and **Trent Neavin**.

#### LINEBACKERS

This unit will need retooled with the loss of last season's top two tacklers, Anthony Gonzalez and Todd Thomas.

In the middle, junior **Matt Galambos** is the returning starter and had 72 tackles (third on the team), 4.5 TFLs and an interception last year. Galambos will be pushed by a pair of special teams lettermen, junior **Mike Caprara** and sophomore **Quintin Wirginis**. Also competing at the Mike will be sophomore **Reggie Green** (limited to one game last year due to a foot fracture), redshirt freshman **James Folston** and redshirt frosh walk-on **Dom Cuono**.

At the Star linebacker, senior **Nicholas Grigsby** will be a leading contender for a starting nod. A top reserve last year, he had 28 tackles, four TFLs and three sacks. Competing with Grigsby will be a pair of walk-ons, sophomore **Nico Elms** and redshirt freshman **Nico Lodovico**.

At Money linebacker, junior **Bam Bradley** looks to make an impact after enjoying career production last season. As a top reserve, Bradley collected 36 tackles, four TFLs, two sacks and an interception. He will be pushed by **Jamal Davis**, who enters his first active season following a freshman redshirt. A pair of redshirt freshman walk-ons, **Brian Popp** and **Alec Maternowski**, will also compete at this position.



## PITT POSITIONAL OUTLOOK



*Tackle Darryl Render returns to help anchor Pitt's defensive line.*

### SECONDARY

Injuries and inexperience made Pitt's secondary a work in progress last season. The Panthers return a solid nucleus for 2015 with seven lettermen, including five players with starting experience.

Both starting cornerbacks return in senior **Lafayette Pitts** and sophomore **Avonte Maddox**. Pitts is the secondary's elder statesman with 38 career starts. Maddox made immediate contributions as a true freshman, locking down a starting job the final six games of the year. Junior letterman **Ryan Lewis** provides experienced depth. **Phillipie Motley** and walk-on **Khari Anderson** enter active duty following freshman redshirts.

Freshman **Malik Henderson** also joins the cornerback ranks. Henderson arrived at Pitt as a mid-year enrollee following his early graduation from Florida's Hallandale High School.

Junior **Reggie Mitchell** is one of the Panthers' most versatile defensive backs. Mitchell was a starter at both safety and corner last year, leading the team with seven pass breakups. He will focus on strong safety in 2015. Also competing at the strong spot will be junior letterman **Jevonte Pitts** and redshirt freshman **Jalen Williams**.

Junior **Terrish Webb** was a starting safety the opening eight games of 2014 before a knee injury ended his year. Webb will compete with sophomore letterman **Pat Amara** for the starting nod at free. Also competing for time will be redshirt freshman walk-on **Oluwaseun Idowu**.

### THE SPECIAL TEAMS

#### KICKING GAME

Pitt returns both starting specialists in junior placekicker **Chris Blewitt** and sophomore punter **Ryan Winslow**.

Last season, Blewitt converted 16-of-21 field goals (76%) and 50-of-51 extra points (98%) to rank second on the team with 98 points. Through two seasons, he has compiled 180 points, good for seventh place on Pitt's career kick scoring list.

Winslow averaged 40.1 yards on 50 punts in his first year as a starter. Redshirt freshman walk-on punter **Nick Goldsmith** will provide depth.


Senior **David Murphy** is a three-year letterman at long snapper. Sophomore **Pat Quirin** handled snaps for field goals and PATs in the final four games of the 2014 season to earn his first letter.

#### RETURN GAME

In addition to his dynamic receiving skills, junior **Tyler Boyd** also proved to be a weapon in the return game last season.

Boyd led the ACC and ranked 10th nationally with a 27.6-yard kickoff return average (16 for 442 yards). He finished second in the ACC and 21st nationally with a 10.1-yard punt return average (16 for 162 yards).

Sophomore **Avonte Maddox** also contributed as a kick-off returner last year, averaging 19.9 yards on 11 attempts.



*Chris Blewitt has accounted for 180 points the past two years, already ranking seventh at Pitt in career kick scoring.*





## PITT PERSONNEL BREAKDOWN

### RETURNING PERSONNEL

#### ■ OFFENSE (22)

**Wide Receiver (5):** TYLER BOYD\*\*, Chris Wuestner\*\*, Zach Challingsworth\*, Dontez Ford\*, Jester Weah\*

**Tackle (3):** ADAM BISNOWATY\*\*, John Guy\*, Jaryd Jones-Smith\*

**Guard (2):** DORIAN JOHNSON\*\*, Carson Baker\*

**Center (3):** ALEX OFFICER\*, Gabe Roberts\*, Artie Rowell\*

**Tight End (4):** J.P. HOLTZ\*\*\*, Scott Orndoff\*\*, Devon Edwards\*, Tony Harper\*

**Quarterback (1):** CHAD VOYTIK\*\*

**Tailback (3):** JAMES CONNER\*\*, Rachid Ibrahim\*\*, Chris James\*

**H-Back (1):** JAYMAR PARRISH\*\*

#### ■ DEFENSE (21)

**End (4):** SHAKIR SOTO\*\*, Ejuan Price\*\*, Rori Blair\*, Zach Poker\*

**Tackle (5):** KHAYNIN MOSLEY-SMITH\*\*\*, DARRYL RENDER\*\*\*, Tyrique Jarrett\*, Justin Moody\*, Jeremiah Taleni\*

**Linebacker (5):** MATT GALAMBOS\*\*, Nicholas Grigsby\*\*\*, Bam Bradley\*\*, Mike Caprara\*\*, Quintin Wirginis\*

**Safety (4):** TERRISH WEBB\*\*, REGGIE MITCHELL\*, Jevonte Pitts\*\*, Pat Amara\*

**Cornerback (3):** LAFAYETTE PITTS\*\*\*, AVONTE MADDOX\*, Ryan Lewis\*\*

#### ■ SPECIALISTS (4)

**Kicker (1):** CHRIS BLEWITT\*\*

**Punter (1):** RYAN WINSLOW\*

**Long Snapper (2):** David Murphy\*\*\*, Pat Quirin\*

### PERSONNEL LOST

#### ■ OFFENSE (9)

**Wide Receiver (4):** MANASSEH GARNER\*\*, Ronald Jones\*\*\*, Kevin Weatherspoon\*\*, Adonis Jennings\*

**Tackle (1):** T.J. CLEMMINGS\*\*\*\*

**Guard (1):** MATT ROTHERAM\*\*\*\*

**Center (0):**

**Tight End (0):**

**Quarterback (1):** Trey Anderson\*

**Tailback (1):** Isaac Bennett\*\*\*\*

**H-Back/Fullback (1):** Adam Lazenga\*\*\*

#### ■ DEFENSE (8)

**End (3):** DAVID DURHAM\*\*, Devin Cook\*\*, Luke Maclean\*

**Tackle (1):** LaQuentin Smith\*\*\*\*

**Linebacker (2):** ANTHONY GONZALEZ\*\*\*\*, TODD THOMAS\*\*\*\*

**Safety (1):** RAY VINOPAL\*\*\*

**Cornerback (1):** Titus Howard\*

#### ■ SPECIALISTS (0)

**Kicker (0):**

**Punter (0):**

**Long Snapper (0):**

**Lettermen Returning: 47**

**Starters Returning: 17**

22 Offense (8 starters)

21 Defense (7 starters)

4 Specialists (2 starters)

**Lettermen Lost: 17**

**Starters Lost: 7**

9 Offense (3 starters)

8 Defense (4 starters)

0 Specialists (0 starters)

**NOTE:** *Players are listed under 2014 positions. This listing does not reflect any position changes for the 2015 season.*

*Reggie Mitchell and Terrish Webb are considered returning co-starters at strong safety. They count as only one returning starter in the overall total.*

CAPS indicate 2014 starters

\* indicates letters earned



# FINAL 2014 PITT TWO-DEEP

The following lists Pitt's final depth chart of the 2014 season. The class listing for each player indicates athletic eligibility at the start of the 2014 season. An asterisk after a player's class denotes redshirt year. Names listed in italics indicate those players who will not be returning in 2015.

## OFFENSE

### Wide Receiver

- 23 TYLER BOYD (SO, 6-2, 190)  
 88 *Kevin Weatherspoon (SR\*, 5-10, 175)*

### Wide Receiver

- 82 MANASSEH GARNER (SR\*, 6-2, 220)  
 7 *Adonis Jennings (FR, 6-3, 195) or*  
 19 Dontez Ford (SO\*, 6-2, 205)

### Left Tackle

- 69 ADAM BISNOWATY (SO\*, 6-6, 305)  
 75 Jaryd Jones-Smith (FR\*, 6-7, 335)

### Left Guard

- 53 DORIAN JOHNSON (SO, 6-5, 300)  
 72 Carson Baker (FR\*, 6-5, 330)

### Center

- 63 ALEX OFFICER (FR\*, 6-4, 335)  
 71 Gabe Roberts (SO\*, 6-5, 305)

### Right Guard

- 74 MATT ROTHERAM (SR\*, 6-6, 335)  
 63 Alex Officer (FR\*, 6-4, 335)

### Right Tackle

- 68 T.J. CLEMMINGS (SR\*, 6-6, 315)  
 78 Alex Bookser (FR, 6-6, 295)

### Tight End

- 86 J.P. HOLTZ (JR, 6-4, 245)  
 45 Devon Edwards (FR\*, 6-4, 260)

### H-Back

- 31 JAYMAR PARRISH (SO, 6-2, 270)  
 83 Scott Orndoff (SO, 6-5, 260)

### Quarterback

- 16 CHAD VOYTIK (SO\*, 6-1, 205)  
 11 *Trey Anderson (JR\*, 6-0, 195)*

### Tailback

- 24 JAMES CONNER (SO, 6-2, 250)  
 34 *Isaac Bennett (SR, 5-11, 210)*

## DEFENSE

### Defensive End

- 52 SHAKIR SOTO (SO, 6-3, 270)  
 96 *Devin Cook (JR\*, 6-4, 240)*

### Defensive Tackle

- 91 DARRYL RENDER (JR, 6-2, 275)  
 56 Justin Moody (FR\*, 6-3, 280)

### Nose Tackle

- 95 KHAYNIN MOSLEY-SMITH (JR\*, 6-0, 310)  
 54 Tyrique Jarrett (SO, 6-3, 335)

### Defensive End

- 44 DAVID DURHAM (SR\*, 6-2, 240)  
 92 Rori Blair (FR, 6-4, 230)

### Freeze Linebacker

- 3 NICHOLAS GRIGSBY (JR\*, 6-1, 220)

### Middle Linebacker

- 47 MATT GALAMBOS (SO, 6-2, 245)  
 30 Mike Caprara (SO\*, 6-0, 225)

### Sam Linebacker

- 28 ANTHONY GONZALEZ (SR\*, 6-3, 230)  
 4 Bam Bradley (SO\*, 6-2, 230)

### Will Linebacker

- 8 TODD THOMAS (SR\*, 6-2, 230)  
 58 Quintin Wirginis (FR, 6-2, 220)

### Cornerback

- 6 LAFAYETTE PITTS (JR\*, 5-11, 195)  
 38 Ryan Lewis (SO\*, 6-0, 195)

### Cornerback

- 14 AVONTE MADDOX (FR, 5-9, 165)  
 15 Reggie Mitchell (SO\*, 6-0, 185)

### Strong Safety

- 15 REGGIE MITCHELL (SO\*, 6-0, 185)  
 26 Jevonte Pitts (SO\*, 5-11, 205)

### Free Safety

- 9 RAY VINOPAL (SR\*, 5-10, 200)  
 25 Pat Amara (FR, 6-2, 190)

## SPECIALISTS

### Punter

- 18 RYAN WINSLOW (FR\*, 6-5, 210)  
 12 Chris Blewitt (SO, 5-9, 185)

### Placekicker

- 12 CHRIS BLEWITT (SO, 5-9, 185)  
 18 Ryan Winslow (FR\*, 6-5, 210)

### Holder

- 18 RYAN WINSLOW (FR\*, 6-5, 210)  
 45 Nick Goldsmith (FR, 6-2, 210)

### Long Snapper

- 67 DAVID MURPHY (JR\*, 6-1, 220)  
 61 Pat Quirin (SO\*, 6-1, 220)

### Kickoff Returner

- 23 TYLER BOYD (SO, 6-2, 190)  
 14 Avonte Maddox (FR, 5-9, 165)

### Punt Returner

- 23 TYLER BOYD (SO, 6-2, 190)  
 88 *Kevin Weatherspoon (SR\*, 5-10, 175)*





## PANTHERS NOTES AND ANECDOTES

### PAT NARDUZZI TAKES OVER AT PITT

Pitt opens its first spring under new head coach Pat Narduzzi on March 15. The 2013 recipient of the prestigious Broyles Award as the nation's top assistant, Narduzzi arrived in Pittsburgh following a highly successful eight-year tenure at Michigan State where he annually coordinated one of college football's elite defenses. He inherits a Pitt team that returns 17 starters (eight on offense, seven on defense and two specialists) and 47 total lettermen.

### PANTHERS GROW UP

During the 2014 season, Pitt fielded one of its youngest teams in memory. The Panthers' roster last year was comprised of 81 underclassmen (53 freshmen and 28 sophomores), the highest total of any Bowl Subdivision team in the country.

### 2014 FBS TEAMS WITH MOST UNDERCLASSMEN

No.	School (FR, SO)	FR-SO/Roster	Pct.
1.	Pittsburgh (53, 28)	81/103	78.6
2.	Penn State (49, 27)	76/105	72.4
3.	NC State (52, 22)	74/105	70.5
	Wake Forest (48, 26)	74/105	70.5
5.	Northern Illinois (45, 28)	73/105	69.5
	Tulsa (45, 28)	73/105	69.5
7.	New Mexico State (50, 20)	70/101	69.3
	Purdue (42, 28)	70/101	69.3
9.	Nevada (48, 23)	71/103	68.9
10.	Rice (50, 21)	71/104	68.3

### CONNER ECLIPSES A LEGEND

As a sophomore in 2014, running back James Conner achieved history by eclipsing three Pitt season records held by the legendary Tony Dorsett: rushing touchdowns (26), total touchdowns (26) and points (156). Dorsett held those records for 38 years, scoring 23 touchdowns (22 by rush) for 140 points during his Heisman Trophy season in 1976.

Conner spoke to Dorsett by phone following the Panthers' 35-23 win at Miami to close the regular season. "It was an incredible honor to speak to a living legend," Conner said. "He told me records were made to be broken."

Conner also set ACC records for rushing touchdowns and total touchdowns in a season. He surpassed Virginia Tech's Ryan Williams in both categories (22 total TDs, including 21 by rush, in 2009).

### PITT TOUCHDOWNS IN A SEASON

No.	Name	Year	Rush/Rec. TD	Total TD	Points
1.	James Conner	2014	26/0	26	156
2.	Tony Dorsett	1976	22/1	23	140*
3.	Larry Fitzgerald	2003	0/22	22	132
4.	LeSean McCoy	2008	21/0	21	126

\* includes one 2-point conversion

### SOPHOMORE RECORDS FALL

James Conner also became the most prolific sophomore rusher in both Pitt and ACC history. Conner amassed 1,765 yards, surpassing LeSean McCoy's Pitt sophomore record of 1,488 set in 2008. Conner also broke the ACC sophomore record held by Boston College's Montel Harris (1,457 in 2009).

### CONNER JOINS ELITE ALL-AMERICA CLUB

From 1973 to 2013, only two Pitt running backs—the legendary Tony Dorsett and Craig "Ironhead" Heyward—were selected first team All-Americans. That select group added another member in 2014 when James Conner was named to the 26-player American Football Coaches Association (AFCA) All-America Team. Conner became Pitt's first running back to garner first-team All-America honors in 27 years. Heyward was a first team All-American in 1987. Prior to that, Dorsett was a unanimous first-team selection in 1976, the year he won the Heisman Trophy and Pitt won the national championship.

### CONNER ON PITT SINGLE-SEASON RUSH LIST

James Conner's 1,765 rushing yards in 2014 rank fourth on Pitt's single-season rushing list.

### PITT RUSHING YARDS IN A SEASON

No.	Name (Year)	Att.	Yards	Avg.	TD
1.	Tony Dorsett (1976)	370	2,150	5.8	22
2.	Dion Lewis (2009)	325	1,799	5.5	17
3.	Craig Heyward (1987)	387	1,791	4.6	12
4.	<b>James Conner (2014)</b>	<b>298</b>	<b>1,765</b>	<b>5.9</b>	<b>26</b>
5.	Tony Dorsett (1973)	318	1,686	5.3	13
	Tony Dorsett (1975)	255	1,686	6.6	13
7.	LeSean McCoy (2008)	308	1,488	4.8	21
8.	Billy West (1994)	252	1,358	5.4	6
9.	LeSean McCoy (2007)	276	1,328	4.8	14
10.	Curvin Richards (1989)	232	1,282	5.5	7

### CONNER ON PITT CAREER RUSH LIST

With only two collegiate seasons under his belt, James Conner has already cracked Pitt's top 10 in career rushing. Conner has compiled 2,564 yards in 25 games at Pitt.

### PITT RUSHING YARDS IN A CAREER

No.	Name	Seasons	Yards
1.	Tony Dorsett	1973-76	6,526
2.	Ray Graham	2009-12	3,271
3.	Curvin Richards	1988-90	3,192
4.	Craig Heyward	1984, 1986-87	3,086
5.	Dion Lewis	2009-10	2,860
6.	LeSean McCoy	2007-08	2,816
7.	Billy West	1993-97	2,803
8.	Elliott Walker	1974-77	2,748
9.	Curtis Martin	1991-94	2,643
10.	<b>James Conner</b>	<b>2013-</b>	<b>2,564</b>



# 2015 PITT PANTHERS SPRING FOOTBALL



## CONNER'S CENTURY RUSHING GAMES

James Conner has 11 100-yard rushing games for his career, including eight in which he had more than 150 yards and four 200-yard games.

### JAMES CONNER CAREER 100-YARD RUSHING GAMES

Date	Opponent	Rush Att.	Yards	TDs
9/14/13	New Mexico	12	119	2
9/21/13	@Duke	26	173	1
11/16/13	North Carolina	19	102	1
12/26/13	Bowling Green*	26	229	1
8/30/14	Delaware	14	153	4
9/5/14	@Boston College	36	214	1
9/13/14	@FIU	31	177	3
9/20/14	Iowa	29	155	1
10/25/14	Georgia Tech	10	120	3
11/1/14	Duke	38	263	3
11/15/14	@North Carolina	30	220	4

\* Little Caesars Pizza Bowl

## BOYD JOINS 100-CATCH CLUB

Tyler Boyd reached 100 career receptions in just 17 contests, tying Larry Fitzgerald for fewest games needed to achieve the century milestone for catches at Pitt. After two collegiate seasons (26 total games), Boyd already ranks fourth all-time at Pitt with 163 career catches and seventh with 2,435 receiving yards.

### PITT RECEPTIONS IN A CAREER

No.	Name	Seasons	Rec.	Yards	Avg.
1.	Devin Street	2010-13	202	2,901	14.4
2.	Latef Grim	1998-2000	178	2,680	15.1
3.	Antonio Bryant	1999-2001	173	3,061	17.7
4.	<b>Tyler Boyd</b>	<b>2013-</b>	<b>163</b>	<b>2,435</b>	<b>14.9</b>
5.	Larry Fitzgerald	2002-03	161	2,677	16.6
6.	Dietrich Jells	1991-95	160	3,003	18.8
7.	Mike Shanahan	2009-12	159	2,276	14.3
8.	Dwight Collins	1980-83	133	2,264	17.0
	Gordon Jones	1975-78	133	2,230	16.8
10.	Derek Kinder	2004-08	131	1,646	12.6

### PITT RECEIVING YARDS IN A CAREER

No.	Name	Seasons	Yards
1.	Antonio Bryant	1999-2001	3,061
2.	Dietrich Jells	1991-95	3,003
3.	Devin Street	2010-13	2,901
4.	Latef Grim	1998-2000	2,680
5.	Larry Fitzgerald	2002-03	2,677
6.	Greg Lee	2003-05	2,470
7.	<b>Tyler Boyd</b>	<b>2013-</b>	<b>2,435</b>
8.	Jon Baldwin	2008-10	2,337
9.	Mike Shanahan	2009-12	2,276
10.	Dwight Collins	1980-83	2,264

## TYLER'S TRIPLE-DIGIT RECEIVING GAMES

Tyler Boyd has 11 career 100-yard receiving games, including six as a sophomore in 2014. Boyd's five 100-yard games in 2013 set a Pitt freshman record, surpassing the previous mark of four set by Larry Fitzgerald in 2002.

### TYLER BOYD'S CAREER 100-YARD RECEIVING GAMES

Date	Opponent	Rec.	Yards	TDs
9/14/13	New Mexico	6	134	1
9/21/13	@Duke	8	154	3
9/28/13	Virginia	7	111	0
11/2/13	@Georgia Tech	11	118	1
12/26/13	Bowling Green*	8	173	0
9/20/14	Iowa	10	153	0
10/25/14	Georgia Tech	9	137	0
11/1/14	Duke	7	140	0
11/15/14	@North Carolina	5	160	1
11/22/14	Syracuse	7	126	1
1/2/15	Houston#	9	112	0

\* Little Caesars Pizza Bowl # Lockheed Martin Armed Forces Bowl

## TYLER AND LARRY FITZ

Tyler Boyd and Larry Fitzgerald are the only players in Pitt history to achieve two 1,000-yard receiving seasons. Making this accomplishment even more impressive is the fact that they both did it during their freshman and sophomore seasons. In ACC annals, Boyd is the only player to achieve 1,000-yard seasons as both a frosh and sophomore.

In terms of single-season catches, Boyd owns two of the top three totals at Pitt. As a freshman in 2013, he hauled in 85 passes, the second-highest total in school history. In 2014, Boyd had 78 catches, the third most by a Panther. Fitzgerald owns the Pitt record with 92 catches as a sophomore in 2003.

### PITT RECEIVING YARDS IN A SEASON

No.	Name	Season	Yards
1.	Larry Fitzgerald	2003	1,672
2.	Antonio Bryant	2000	1,457
3.	Greg Lee	2004	1,297
4.	<b>Tyler Boyd</b>	<b>2014</b>	<b>1,261</b>
5.	<b>Tyler Boyd</b>	<b>2013</b>	<b>1,174</b>
6.	Jon Baldwin	2009	1,111
7.	Latef Grim	1999	1,106
8.	Dietrich Jells	1992	1,091
9.	Larry Fitzgerald	2002	1,005
10.	Mike Shanahan	2012	983





# 2015 PITT PANTHERS SPRING FOOTBALL



## PITT RECEPTIONS IN A SEASON

No.	Name	Season	Receptions
1.	Larry Fitzgerald	2003	92
2.	<b>Tyler Boyd</b>	<b>2013</b>	<b>85</b>
3.	<b>Tyler Boyd</b>	<b>2014</b>	<b>78</b>
4.	Latef Grim	1999	75
5.	Antonio Bryant	2000	73
	Devin Street	2012	73
7.	Jake Hoffart	1997	69
	Larry Fitzgerald	2002	69
9.	Greg Lee	2004	68
10.	Mike Shanahan	2012	62

## O-LINE EXPERIENCE

Pitt returns a combined 63 starts on the offensive line, led by junior tackle Adam Bisnowaty with 18 career starts.

## PITT OFFENSIVE LINE CAREER GAMES & STARTS

Player	2014 GP/GS	Career GP/GS
T Adam Bisnowaty	11/10	20/18
G Dorian Johnson	13/13	25/16
C Artie Rowell*	2/2	17/15
C Alex Officer	13/10	13/10
T Jaryd Jones-Smith	13/3	13/3
C Gabe Roberts	11/1	14/1

\*Artie Rowell played in only two games in 2014 due to a knee injury

## VOYTIK'S IMPRESSIVE IMPROVEMENT

As a sophomore in his first season as a starter, quarterback Chad Voytik displayed impressive improvement during the 2014 campaign. In his initial seven games, Voytik averaged 148.7 passing yards with a 58.7% completion rate (94 of 160). He threw nine touchdowns and six interceptions during that opening stretch.

However, over his final six contests, Voytik averaged 198.7 passing yards, completing 64.5% (82 of 127). He threw seven TDs and only one interception. (The INT was the result of a pass that bounced off a receiver's chest and into the hands of a Syracuse defender in the end zone.)

For the year, Voytik completed 61.3% of his passes (176 of 287) for 2,233 yards with 16 touchdowns and seven INTs.

## RARE QB 100-YARD RUSHING GAMES

Chad Voytik had two 100-yard rushing games in 2014. Voytik's most recent came in Pitt's 21-16 win over Virginia Tech (Oct. 16) when he rushed for a game-high 118 yards on 19 carries (6.2 avg.). He also rushed for 114 yards—including a 32-yard touchdown—on 12 carries (9.5 avg.) in a 42-25 win at FIU (Sept. 13).

Voytik's FIU performance marked the first 100-yard rushing game by a Pitt quarterback since 1988, when Darnell Dickerson netted 108 yards on 26 carries (4.2 avg.) against Rutgers.

Voytik finished as Pitt's second-leading rusher on the season with 466 yards on 108 attempts (4.3 avg.). He had three rushing TDs on the year.

## CHAD VOYTIK CAREER 100-YARD RUSHING GAMES

Date	Opponent	Rush Att.	Yards	TDs
9/13/14	@FIU	12	114	1
10/16/14	Virginia Tech	19	118	0

## BLEWITT CLIMBING SCORING LIST

Junior placekicker Chris Blewitt has cracked the top 10 on Pitt's career and single-season kick scoring lists.

## PITT KICK SCORING IN A CAREER

No.	Name (Years)	PAT	FG	Pts.
1.	Carson Long (1973-76)	133	45	268
2.	Conor Lee (2006-08)	113	50	263
3.	Nick Lotz (1998-2001)	100	38	214
4.	Dan Hutchins (2008-10)	86	41	209
5.	Kevin Harper (2009-12)	72	41	195
6.	Mark Schubert (1977-79)	95	31	188
7.	<b>Chris Blewitt (2013- )</b>	<b>90</b>	<b>30</b>	<b>180</b>
8.	Chris Ferencik (1995-98)	91	28	175
9.	Scott Kaplan (1989-92)	67*	30	158
10.	David Abdul (2002-05)	83	24	155

\*includes one 2-point conversion

## PITT KICK SCORING IN A SEASON

No.	Name (Year)	PAT	FG	Pts.
1.	Dan Hutchins (2009)	46	23	115
2.	Kevin Harper (2012)	40	20	100
3.	Carson Long (1976)	45	18	99
4.	<b>Chris Blewitt (2014)</b>	<b>50</b>	<b>16</b>	<b>98</b>
	Conor Lee (2008)	38	20	98
6.	Kevin Harper (2011)	32	21	95
7.	Dan Hutchins (2010)	40	18	94
8.	Josh Cummings (2004)	35	18	89
9.	David Trout (1980)	39	15	84
10.	Conor Lee (2006)	47	12	83

## CLOSE SHAVES

During the 2014 season, Pitt lost six games by a combined 29 points—an average of just 4.8 points per defeat. Three of those contests were decided by scores in the final minute of regulation (North Carolina and the Armed Forces Bowl vs. Houston) or overtime (Duke). The Panthers' most lopsided defeat came against ACC Coastal Division champion Georgia Tech, 56-28.

In contrast, Pitt won only one contest by single digits last season, a 21-16 decision over Virginia Tech.



# PAT NARDUZZI

## HEAD COACH



### PERSONAL INFORMATION

**Born:** April 22, 1966  
**Hometown:** Youngstown, Ohio  
**Alma Mater:** Rhode Island, 1990  
**Family:** Narduzzi and his wife Donna have four children: Arianna, Christina, Patrick and Isabella.

### COLLEGIATE PLAYING EXPERIENCE

Rhode Island, three-year starter at linebacker (1987-89).  
 Youngstown State, starter at linebacker (1985).

### COLLEGIATE COACHING EXPERIENCE

**Miami (Ohio),** 1990-91, graduate assistant; 1992, wide receivers.  
**Rhode Island,** 1993-97, linebackers; 1998-99, defensive coordinator.  
**Northern Illinois,** 2000-02, linebackers.  
**Miami (Ohio),** 2003, defensive coordinator.  
**Cincinnati,** 2004-06, defensive coordinator.  
**Michigan State,** 2007-14, defensive coordinator, 2013-14, assistant head coach.  
**Pittsburgh,** 2015, head coach.

Nationally recognized as one of college football's brightest coaching talents, **Pat Narduzzi** was named the new head coach at the University of Pittsburgh on December 26, 2014.

A coach's son who grew up 70 miles from Pittsburgh in Youngstown, Ohio—a city that also takes pride in its industrial heritage and football tradition—Narduzzi spent the prior eight years orchestrating Michigan State's perennially devastating defense. Under his direction, the Spartans were the only team to rank in the nation's top 10 in total defense and rushing defense each season from 2011-14.

Working under two-time Big Ten Coach of the Year Mark Dantonio, Narduzzi helped Michigan State to Top 25 finishes in five of the past seven seasons. In 2014, the Spartans finished with a No. 5 national ranking and 11-2 record following a stirring 42-41 victory over Baylor in the AT&T Cotton Bowl. Narduzzi's defense shut out the high-scoring Bears in the fourth quarter, opening the door for 21 unanswered points by Michigan State in one of the most thrilling games of the 2014-15 bowl season.

Michigan State boasted the nation's top rushing defense in 2014, yielding just 88.5 yards per game. The Spartans finished third nationally with 34 turnovers gained and eighth in total defense, holding opponents to just 315.8 yards per contest.

In 2013, Michigan State finished No. 3 in the country following a Big Ten title and 24-20 victory over No. 5 Stanford in the Rose Bowl. In the wake of that championship season, Narduzzi was named the 2013 recipient of the prestigious Broyles Award, annually presented to the country's top assistant coach.

"Our goal was not only to find the best football coach but also a person who would uphold the values and mission of the University of Pittsburgh. In Pat Narduzzi we have found that person," said Pitt's Acting Athletic Director Dr. Randy Juhl. "His achievements on the football field are well documented. Pat is widely regarded as a rising star in the coaching profession who is ready to lead his own program.

"It was obvious from our conversations that he also embraces the responsibilities he has beyond the game," Juhl added. "Pat wants to impact the lives of his student-athletes long after their Pitt careers end. We are excited about what our young men can accomplish, on and off the field, under his watch."

"The selection of Pat Narduzzi as our head football coach gave us an exceptionally satisfying conclusion to a very gratifying search," Pitt Executive Vice Chancellor Jerry Cochran said. "As we began the process, we believed the Pitt head coaching position was a highly attractive opportunity. That belief was only reinforced by the tremendous interest we received from sitting head coaches as well as offensive and defensive coordinators from across the country. Ultimately, our feeling was unanimous that Pat was the best person to lead our program into what will be a very exciting future."

"I am very honored to be the new head football coach at the University of Pittsburgh," said Narduzzi, the 37th head coach in the program's history. "I want to thank Chancellor Gallagher, Executive Vice Chancellor Jerry Cochran, Dr. Randy Juhl and [Pitt Associate Dean of Students] Donna Sanft for providing me with this tremendous opportunity.

"It is an honor to join a program with such great history and tradition. I am very eager to begin working with the young men who are already in the program and meet people throughout the Pitt community. We are going to work very hard on the field, in the classroom and in the community to make the University of Pittsburgh proud."

A product of America's "Rust Belt," Narduzzi embraces the traditions and culture of his home region and wants to cultivate that within the Pitt football program.

"We will play with a tough, blue-collar mentality," Narduzzi said. "And how else would you want it in the city of Pittsburgh? When somebody plays the University of Pittsburgh, they're going to know they were in a brawl. We will work tirelessly as coaches and players to get things done every day.

"I am highly motivated to build this program into national prominence. I'd like to win a bunch of football games here. How are we going to do that? We're going to do it with relentless energy. You can win championships here. It's a world-class university and they expect the best at Pitt."



# 2015 PITT PANTHERS SPRING FOOTBALL



## **BOWL GAMES COACHED**

- 2003 GMAC Bowl
- 2004 Fort Worth Bowl
- 2007 Champs Sports Bowl
- 2009 Capital One Bowl
- 2010 Valero Alamo Bowl
- 2011 Capital One Bowl
- 2012 Outback Bowl
- 2012 Buffalo Wild Wings Bowl
- 2014 Rose Bowl
- 2015 Cotton Bowl

## **FIRST TEAM ALL-AMERICANS UNDER NARDUZZI**

### ***At Michigan State***

- Safety Kurtis Drummond (2014)
- Cornerback Darqueze Dennard (2013 Unanimous)
- Defensive Tackle Jerel Worthy (2011 Consensus)
- Linebacker Greg Jones (2009 Consensus, 2010 Unanimous)

## **BIG TEN AWARD WINNERS UNDER NARDUZZI**

### ***At Michigan State***

#### **Big Ten Defensive Back of the Year**

- Safety Kurtis Drummond (2014)
- Cornerback Darqueze Dennard (2013)

#### **Big Ten Defensive Lineman of the Year**

- Defensive End Shilique Calhoun (2013)

#### **Big Ten Defensive Player of the Year**

- Linebacker Greg Jones (2009)

Narduzzi has tutored an impressive list of decorated defensive players, including first team All-Americans in cornerback Darqueze Dennard, safety Kurtis Drummond, linebacker Greg Jones and defensive tackle Jerel Worthy.

Dennard was a unanimous All-American in 2013, becoming the first Michigan State cornerback to earn that distinction. He also was the school's first winner of the Jim Thorpe Award, annually given to college football's top defensive back.

Dennard was a first-round NFL Draft pick of the Cincinnati Bengals in 2014, the first Spartans defensive back taken in the initial round since 1961.

Narduzzi coached 19 first-team All-Big Ten selections. Four players won the conference's top individual awards under his watch, including the past two Big Ten Defensive Back of the Year honorees (Dennard in 2013 and Drummond in 2014). Shilique Calhoun was the Big Ten Defensive Lineman of the Year in 2013 while Greg Jones was the overall Defensive Player of the Year in 2009.

In coming to Pittsburgh, Narduzzi will be reunited with former Michigan State standout running back Le'Veon Bell, now a member of the neighboring Pittsburgh Steelers. Although Bell played on the opposite side of the ball, he faced Narduzzi's defense every day in practice at Michigan State from 2010-12. The fiery defensive coordinator made a strong impression on him.

"When I watched the way he acted with the defense, I could just always tell that our players loved him," Bell said. "They loved playing for him. He is just an overall great guy. He is a player's coach. He is a guy who is always for his players. He loves his players. He always puts those guys first."

Prior to Michigan State, Narduzzi spent three years (2004-06) as defensive coordinator under Dantonio at Cincinnati, helping the Bearcats to a pair of bowl invitations.

In 2003, Narduzzi was the defensive coordinator at Miami of Ohio under the late Terry Hooppner. The RedHawks stormed to a 13-1 record that season, capturing the Mid-American Conference (MAC) championship and defeating nationally ranked Louisville in the GMAC Bowl to finish No. 10 in the Associated Press poll.

While quarterback Ben Roethlisberger headlined Miami's offense, Narduzzi's stout unit topped the MAC in rushing defense (19th nationally), scoring defense (22nd nationally) and pass efficiency defense (34th nationally).

Narduzzi served as linebackers coach at Northern Illinois for three seasons (2000-02). NIU won a pair of MAC divisional titles during his tenure and in 2002 had the league's top rushing defense.

From 1993-98, Narduzzi coached at his alma mater, Rhode Island, serving as the Rams' defensive coordinator his final two seasons. He began his coaching career at Miami of Ohio, working as a graduate assistant in 1990 and 1991, before earning his first full-time position as receivers coach for the 1992 season.

Narduzzi was an all-state performer at Youngstown's Ursuline High School, leading the Irish to the Steel Valley championship and Ohio state playoffs as a senior in 1984. He was a starting linebacker under his father, the late Bill Narduzzi, as a freshman at Youngstown State University in 1985 before transferring to Rhode Island and became a three-year starter for the Rams from 1987-89.

Bill Narduzzi was head coach at YSU from 1975-85. He led the Penguins to two NCAA Division II playoff appearances, including the national championship game in 1979, and twice was named the Ohio Valley Conference (OVC) Coach of the Year.

Bill was a tremendous influence on Pat's decision to pursue coaching as a profession.

"He's smiling from above," Pat said at his introductory press conference in reference to his father. "I got here because of him, without a doubt. A guy who would wake you up on a Sunday morning and get two hours of work in before church. He pushed and guided me through the process of coaching.

"There were plenty of conversations at the kitchen table growing up in Youngstown where I lived. He's excited, I know that. He'll be watching down, so we'll have another coach up in the big press box."

Pat Narduzzi completed his bachelor's degree in physical education at Rhode Island in 1990 and later earned a master's degree in sports studies at Miami of Ohio in 1992. He and his wife Donna have four children: Arianna, Christina, Patrick and Isabella.





# JIM CHANEY

## OFFENSIVE COORDINATOR/QUARTERBACKS



### PERSONAL INFORMATION

**Born:** January 12, 1962

**Hometown:** Holden, Mo.

**Alma Mater:** Central Missouri State, 1985

**Family:** Chaney and his wife Lisa have two daughters, Elizabeth and Sara.

### COACHING EXPERIENCE

#### College

**Cal State Fullerton**, 1985-87, assistant coach.

**Western Michigan**, 1988, offensive line.

**Cal State Fullerton**, 1988-92, offensive coordinator and recruiting coordinator.

**Wyoming**, 1993, graduate assistant/tight ends; 1994-96, offensive line and recruiting coordinator.

**Purdue**, 1997-2005, offensive coordinator; 1997-2001, recruiting coordinator.

**Tennessee**, 2009-12, offensive coordinator and quarterbacks.

**Arkansas**, 2013-14, offensive coordinator and quarterbacks.

**Pittsburgh**, 2015, offensive coordinator and quarterbacks.

#### Professional

**St. Louis Rams**, 2006-07, offensive line; 2008, tight ends.

Pat Narduzzi tapped 30-year coaching veteran **Jim Chaney** to be Pitt's new offensive coordinator and quarterbacks coach.

Owning an impressive résumé that includes time in the Big Ten, Southeastern Conference and National Football League, Chaney comes to Pittsburgh after serving as offensive coordinator at the University of Arkansas the past two seasons. Among the many standouts he has coached is quarterback Drew Brees, who he worked with while offensive coordinator at Purdue.

"Jim Chaney brings outstanding experience and knowledge to our staff," Narduzzi said. "He has the expertise to run different offenses and tailor game plans to his personnel's strengths. Moreover, Jim is a brilliant quarterback coach who has tutored some exceptional college and pro players, including a Super Bowl MVP in Drew Brees."

Chaney was an instrumental figure in Arkansas achieving their first winning campaign since 2011 this past year. The Razorbacks averaged 406 yards and 31.9 points per game, capping the season with a 31-7 rout of Texas in the Texas Bowl. Chaney's offense produced two 1,000-yard rushers and a 2,000-yard passer.

In 2013, Chaney's offense featured underclassmen starters at quarterback, running back, tight end and two offensive line positions. Despite that youth, Arkansas averaged 5.28 yards per rush—the fourth highest season average in school history. Center Travis Swanson was a first team All-American, while running back Alex Collins was a 1,000-yard rusher and the SEC Freshman of the Year. Arkansas set a school record by surrendering only eight sacks.

Prior to Arkansas, Chaney was offensive coordinator and quarterbacks coach at the University of Tennessee from 2009-12. He served as the Volunteers' interim head coach for the 2012 season finale, a 37-17 win over Kentucky. That same year, UT quarterback Tyler Bray threw for 3,612 yards and 34 touchdowns, both career bests. Bray's 530 passing yards against Troy broke Peyton Manning's single-game school record and marked the second highest total in SEC history.

The Volunteers ranked among the nation's most productive offenses in 2012, finishing 15th in passing yards, 18th in total offense and 22nd in scoring.

Prior to Knoxville, Chaney spent three seasons in the NFL with the St. Louis Rams (2006-08), working with the offensive line for two seasons and the tight ends for one. Steven Jackson was a 1,000-yard rusher in each of Chaney's three seasons in St. Louis.

From 1997-2005, Chaney was the offensive coordinator at Purdue. He also served as recruiting coordinator his initial five seasons with the Boilermakers. During his tenure, Purdue led the Big Ten in passing offense five times and total offense three times. The Boilermakers finished in the nation's top 10 in total offense six times, including the 2000 season when they averaged 471.2 yards per game to rank fourth.

While at Purdue, Chaney worked with Drew Brees, who led the nation in total offense in 2000 (358.1 yards per game) and was selected the winner of the prestigious Maxwell Award as the college player of the year. Additionally, Tim Stratton was named the winner of the inaugural John Mackey Award, given to the nation's top tight end. Purdue captured the Big Ten title in 2000 and advanced to its first Rose Bowl in 34 years.

Chaney is a 1985 graduate of Central Missouri State, where he was an all-conference nose guard. He and his wife Lisa have two daughters, Elizabeth and Sara.



## JOSH CONKLIN DEFENSIVE COORDINATOR



### PERSONAL INFORMATION

**Born:** June 19, 1979  
**Hometown:** Gillette, Wyo.  
**Alma Mater:** Dakota State, 2003  
**Family:** Conklin and his wife Molly have a son, Clark.

### COACHING EXPERIENCE

#### College

**South Dakota State**, 2003-04, graduate assistant; 2005-06, defensive backs and special teams.  
**Wofford**, 2007-09, defensive backs; 2009, special teams.  
**The Citadel**, 2010-11, defensive coordinator and safeties.  
**Tennessee**, 2012, safeties.  
**FIU**, 2013-14, defensive coordinator.  
**Pittsburgh**, 2015, defensive coordinator.

**Josh Conklin**, a 2014 Broyles Award nominee after leading FIU to a top-35 national finish in total defense, enters his first season as Pitt's defensive coordinator.

Under Conklin's direction, FIU featured a highly opportunistic defense last season. The Golden Panthers ranked first nationally in fumble recoveries (19), second in defensive touchdowns (six), fourth in turnovers gained (33) and eighth in turnover margin (plus-11 overall; 0.92 margin per game).

FIU finished 35th in the country in total defense (363.8 yards per game) and an impressive fourth in red zone defense (69.2%).

"Josh Conklin oversaw an incredibly disruptive unit at FIU," Pitt head coach Pat Narduzzi said. "They were among the top five in the country in takeaways and defensive touchdowns. We want our Pitt defenses to have an attacking, opportunistic mentality and Josh will help us achieve that."

Prior to FIU, Conklin was the safeties coach at the University of Tennessee (2012) and defensive coordinator and safeties coach at The Citadel (2010-11). While at The Citadel, Conklin coached cornerback Cortez Allen, now a member of the Pittsburgh Steelers.

Conklin's Citadel defenses annually ranked among the best in the Southern Conference. The Bulldogs were especially stingy in scoring defense in 2011, holding their opponents under 20 points in seven of 11 contests (64%).

From 2007-09, Conklin coached the defensive backs at Wofford. He added special teams to his responsibilities in his final season working with the Terriers.

In Conklin's initial two years, Wofford had 33 interceptions. The Terriers led the Southern Conference in 2007 with 20 interceptions and ranked second in 2008 with 13. Wofford advanced to the FCS Playoffs in each of those seasons.

Conklin's coaching career was launched at South Dakota State, where he served as a graduate assistant in 2003 and 2004. He was then promoted to a full-time post with the Jackrabbits, coaching their secondary and special teams in 2005 and 2006.

Conklin is a 2003 graduate of Dakota State University. He was a starting linebacker and Academic All-American for the Trojans.

In addition to his bachelor's in physical education from DSU, Conklin also owns a master's in sport administration from South Dakota State. He and his wife Molly have a son, Clark.



## ANDRE POWELL

### SPECIAL TEAMS COORDINATOR/RUNNING BACKS



#### PERSONAL INFORMATION

**Born:** September 29, 1966  
**Hometown:** Lockhart, S.C.  
**Alma Mater:** Indiana, 1989  
**Family:** Powell and his wife Joann have two daughters, Alayna and Mikala, and a son, Andre II.

#### COACHING EXPERIENCE

##### College

**Indiana**, 1988, student assistant; 1989, graduate assistant.  
**South Carolina**, 1990, graduate assistant.  
**Army**, 1991, inside linebackers; 1995, running backs.  
**VMI**, 1992, running backs.  
**Rhode Island**, 1993-94, running backs.  
**Virginia**, 1996, running backs; 1997-99, wide receivers; 2000, running backs.  
**North Carolina**, 2001-06, running backs; 2004-06, special teams coordinator.  
**Clemson**, 2007-10, running backs; 2008-10, special teams coordinator.  
**Maryland**, 2011-14, running backs; 2012-14 special teams coordinator.  
**Pittsburgh**, 2015, special teams coordinator and running backs.

In appointing **Andre Powell** as his running backs coach and special teams coordinator, Pat Narduzzi added to the Pitt staff an accomplished 27-year college coaching veteran who owns four stints with ACC schools.

Powell, who spent the past four seasons at Maryland, has an impressive list of tailback protégés. His former pupils include such standouts as C.J. Spiller at Clemson, Tiki Barber and Thomas Jones at Virginia and former Pittsburgh Steeler Willie Parker at North Carolina.

Powell is also a nationally regarded special teams strategist. "I've known Andre Powell for more than 20 years," Narduzzi said. "In addition to coaching a lot of great running backs, Andre has a tremendous passion for outstanding special teams play. We faced him and Maryland this past season and I was highly impressed by their special teams."

Working at Maryland from 2011-14, Powell coached the running backs and, in his final three seasons, served as special teams coordinator. In ESPN's 2014 team efficiency rankings, the Terrapins' special teams were rated No. 11 in the country. Maryland's Brad Craddock was selected the 2014 winner of the prestigious Lou Groza Award, annually presented to college football's top placekicker, after converting 95% of his field goals (18 of 19 with a long of 57 yards). The Terps led the Big Ten and ranked sixth nationally with a 25.6-yard kick return average.

In 2012, Maryland boasted a dynamic return game that featured freshman Stefon Diggs, who totaled 1,896 all-purpose yards, the second-highest season total in school history. Diggs earned All-ACC as a specialist after finishing second in the league with a 28.5-yard kickoff return average.

Prior to Maryland, Powell coached at Clemson from 2007-10. He coached running backs each of his four seasons and coordinated the special teams his last three. The Tigers went to a bowl game each year of his tenure, earning two Top 25 finishes.

Under Powell's watch, C.J. Spiller was a unanimous All-American and ACC Player of the Year in 2009. During his decorated campaign, Spiller became the first running back in ACC history to compile 1,000 rushing yards and 500 receiving yards in the same season.

Spiller concluded his Clemson career with 7,588 all-purpose yards, the second most in FBS history. His seven kickoff return touchdowns set an NCAA record, while his eight total kick return TDs (including one punt) tied the national mark. Spiller was a first-round NFL Draft pick of the Buffalo Bills in 2010.

Powell also tutored All-ACC running back James Davis, the second all-time leading rusher in Clemson history with 3,881 yards.

Powell coached running backs at North Carolina from 2001-06. He was the Tar Heels' special teams coordinator his final three seasons in Chapel Hill. UNC ranked seventh nationally in kickoff returns in 2005 (24.93 avg.) and 29th in 2006 (22.12 avg.). The '06 Tar Heels also ranked 14th in kickoff return yardage defense (17.46 avg.).

At Virginia from 1996-2000, Powell coached the running backs (1996 and 2000) and receivers (1997-99). Among his pupils were future NFL players Tiki Barber, Germaine Crowell, Thomas Jones, Charles Kirby, Pat Washington and Terrence Wilkins.

Powell first worked with Pat Narduzzi on the football staff at Rhode Island during the 1993 and 1994 seasons. Powell's additional coaching stops include Indiana (1989), South Carolina (1990), Army (1991 and 1995) and Virginia Military Institute (1992).

Powell is a 1989 graduate of Indiana, where he lettered twice as a fullback and helped pave the way for 1,000-yard rusher Anthony Thompson. He played on a pair of bowl teams for the Hoosiers (1986 All-American Bowl and 1988 Peach Bowl). Powell and his wife Joann have two daughters, Alayna and Mikala, and a son, Andre II.





## ROB HARLEY

### LINEBACKERS



#### PERSONAL INFORMATION

**Born:** October 16, 1982  
**Hometown:** Elmhurst, Ill.  
**Alma Mater:** Ohio State, 2006

#### COACHING EXPERIENCE

##### College

**Ohio Dominican**, 2010-11, defensive backs, linebackers and assistant special teams coordinator.

**Michigan State**, 2012, graduate assistant/offense and special teams; 2013, graduate assistant/linebackers and special teams.

**FIU**, 2014, linebackers.

**Pittsburgh**, 2015, linebackers.

**Rob Harley** enters his first year as Pitt's linebackers coach. Harley spent the 2014 season as the linebackers coach at FIU, where he worked with new Pitt defensive coordinator Josh Conklin.

Harley arrives in Pittsburgh also very familiar with Pitt's new head coach, Pat Narduzzi. Harley served as a graduate assistant at Michigan State for two seasons (2012-13) when Narduzzi was the Spartans' defensive coordinator.

"Rob Harley is a very impressive recruiter and coach," Narduzzi said. "He is a self-starter with a tremendous work ethic. Rob worked with our new defensive coordinator Josh Conklin at FIU this past year. Their experience together will be an immediate asset for us."

Harley helped FIU rank among the most disruptive defenses in college football last year. The Golden Panthers ranked first nationally in fumble recoveries (19), second in defensive touchdowns (six), fourth in turnovers gained (33) and eighth in turnover margin (plus-11 overall; 0.92 margin per game). FIU finished 35th in the country in total defense (363.8 yards per game) and fourth in red zone defense (69.2%).

As a graduate assistant at Michigan State, Harley gained experience on both sides of the ball. In 2013, he worked with the linebackers and special teams, helping the Spartans to a 13-1 record, the Big Ten title and a 24-20 victory over Stanford in the Rose Bowl. Michigan State's defense yielded just 252.2 yards per game to rank second nationally.

In 2012, Harley worked with the Spartans' offense and special teams. Behind 1,793-yard rusher Le'Veon Bell, Michigan State earned a berth in the Buffalo Wild Wings Bowl, where it defeated TCU, 17-16.

During the 2010 and 2011 seasons, Harley served as the defensive backs/linebackers coach and assistant special teams coordinator at Ohio Dominican University, an NCAA Division II program.

A former safety at Ohio State (2001-05), Harley earned three letters with the Buckeyes and was a member of their 2002 national championship team. In Harley's final three seasons, Ohio State posted a 29-8 record, including two victories in the Fiesta Bowl (2003 and 2005 seasons).

A 2006 graduate of Ohio State, Harley has deep roots with the Buckeyes. His uncle is the legendary Chic Harley, the first three-time All-American in Ohio State history.

Harley earned his bachelor's in business administration from Ohio State. He additionally owns a master's degree in kinesiology from Michigan State.



# RENALDO HILL

## CORNERBACKS



### PERSONAL INFORMATION

**Born:** November 12, 1978  
**Hometown:** Detroit, Mich.  
**Alma Mater:** Michigan State, 2012

### COACHING EXPERIENCE

**College**  
**Wyoming,** 2012, graduate assistant; 2013, cornerbacks.  
**Pittsburgh,** 2015, cornerbacks.

In hiring **Renaldo Hill** to his staff, Pat Narduzzi added a coach who spent a decade in the National Football League as a versatile and reliable defensive back.

A former Michigan State captain and All-Big Ten cornerback, Hill played 10 seasons in the NFL (2001-10) before embarking on his coaching career. He most recently was an assistant at Wyoming, working with the corners.

Hill was a three-year starting cornerback at Michigan State, earning first-team All-Big Ten honors as a senior in 2000. A force in defending both the pass and run, Hill compiled 71 tackles, five TFLs, three interceptions and 12 pass breakups during his All-Big Ten campaign.

One of Hill's most memorable collegiate plays occurred during his sophomore season in 1998 when he intercepted a pass at the goal line with 1:12 left to seal Michigan State's 28-24 upset of No. 1 Ohio State in Columbus.

A seventh-round selection in the 2001 NFL Draft by the Arizona Cardinals, he would play 10 professional seasons as both a corner and safety.

Hill played four years with the Cardinals (2001-04), one year with the Oakland Raiders (2005), three years with the Miami Dolphins (2006-08) and his final two seasons with the Denver Broncos (2009-10). He totaled 141 games, 114 starts and 19 interceptions during his NFL career.

Hill began his coaching career as a graduate assistant at Wyoming in 2012. He was elevated to a full-time post in 2013, coaching the Cowboys' cornerbacks.

"Our corners are really going to love Renaldo," Narduzzi said. "I got to know him at Michigan State and he is a great person and excellent teacher. Having a former defensive back who played 10 years in the NFL on our staff will be invaluable."

Hill earned his bachelor's degree in retail management from Michigan State in 2012.



## JOHN PETERSON

### OFFENSIVE LINE



#### PERSONAL INFORMATION

**Born:** March 20, 1968  
**Hometown:** Middletown, Ohio.  
**Alma Mater:** Ohio State, 1991  
**Family:** Peterson and his wife Michelle have two sons, Austin and Cole.

#### COACHING EXPERIENCE

**College**  
**Cincinnati**, 1991-92, graduate assistant.  
**Ohio State**, 1993-94, graduate assistant.  
**Akron**, 1995-98, offensive line.  
**Miami (Ohio)**, 1999-2003, offensive line; 2001-03, run game coordinator.  
**Ohio State**, 2004-11, tight ends and recruiting coordinator.  
**UAB**, 2012-13, offensive line.  
**Akron**, 2014, assistant head coach and offensive line.  
**Pittsburgh**, 2015, offensive line.

**John Peterson** enters his first season at Pitt owning extensive experience as an offensive line coach and recruiter. Peterson owns particularly strong ties to the neighboring state of Ohio, where he spent time as a collegiate player and assistant coach.

Peterson had a highly successful eight-year tenure under Jim Tressel at Ohio State (2004-11), when the Buckeyes won or shared six consecutive Big Ten titles. Peterson was an offensive lineman for the Buckeyes from 1987-90.

Peterson played under a pair of College Hall of Famers at Ohio State in Earle Bruce and John Cooper. As a senior starting guard, he helped pave the way for 1,000-yard rusher Robert Smith.

Peterson joined Pitt after serving as the assistant head coach and offensive line coach at Akron under Terry Bowden in 2014. Peterson's arrival in Pittsburgh has served as a reunion of sorts with Pat Narduzzi, who he worked with at Miami of Ohio.

"John is a tremendous coach and a better person," Narduzzi said. "He is also an unbelievable recruiter and evaluator. We first worked together during our MAC championship season at Miami [in 2003] and I'm thrilled to have him at Pitt."

Following his 1991 graduation, Peterson served in a pair of graduate assistantships at Cincinnati (1991-92) and Ohio State (1993-94). In returning to the Buckeyes, he had the opportunity to work with offensive tackle Orlando Pace, a two-time winner of the prestigious Lombardi Award who went on to a decorated 13-year career in the NFL.

Peterson earned his first full-time post at Akron as offensive line coach from 1995-98. His 1997 unit fueled the country's No. 11 rushing attack and surrendered just 10 sacks.

From 1999-2003, Peterson oversaw the offensive line at Miami and was appointed the RedHawks' run game coordinator in 2001.

In 2003, led by quarterback Ben Roethlisberger, the RedHawks stormed to a 13-1 record, capturing the Mid-American Conference (MAC) championship and defeating nationally ranked Louisville in the GMAC Bowl to finish No. 10 in the Associated Press poll. Peterson's offensive line was a vital part of an offense that averaged 501 yards and 43 points per contest.

That championship campaign also marked Peterson's first collaboration with Narduzzi, who was Miami's defensive coordinator.

Peterson returned to Ohio State in 2004 to work under another College Hall of Famer, Jim Tressel, as tight ends coach and recruiting coordinator. Peterson would help the Buckeyes compile an eight-year record of 80-22 (.784) and make two appearances in the BCS Championship Game (2006 and 2007).

With Peterson overseeing the program's recruiting efforts, Ohio State had seven classes rated among the nation's top 15, including top 5 classes in 2008 and 2009.

Peterson's other coaching stop was at UAB for two seasons (2012-13). Under his watch, offensive tackle Chris Hubbard was a first-team All-Conference USA performer. Hubbard spent the past two seasons with the Pittsburgh Steelers.

Peterson and his wife Michelle have two sons, Austin and Cole.





# TIM SALEM

## TIGHT ENDS



### PERSONAL INFORMATION

**Born:** October 1, 1961  
**Hometown:** Minneapolis, Minn.  
**Alma Mater:** Arizona State, 1985  
**Family:** Salem and his wife Wendy have two sons, Taylor and Landan, and a daughter, Kylan.

### COACHING EXPERIENCE

**College**  
**Arizona State**, 1985-86, graduate assistant/wide receivers.  
**Phoenix College**, 1987-88, offensive coordinator and quarterbacks.  
**Colorado State**, 1989-90, running backs and special teams.  
**Purdue**, 1991-93, quarterbacks; 1994-96, offensive coordinator.  
**Ohio State**, 1997-99, quarterbacks; 2000, quarterbacks and wide receivers.  
**Eastern Michigan**, 2003, offensive coordinator and quarterbacks.  
**UCF**, 2004-08, offensive coordinator; 2004, quarterbacks; 2005, tight ends; 2006, wide receivers; 2007-08, running backs; 2009-11, special teams coordinator and tight ends.  
**Illinois**, 2012-14, special teams coordinator; 2012-13, running backs.  
**Pittsburgh**, 2015, tight ends.

Pitt’s new tight ends coach **Tim Salem** is a 30-year college coaching veteran whose experience is both diverse and extensive.

Salem has served as offensive coordinator at four different schools and coached four different positions on that side of the ball.

“Tim brings so much experience to Pitt,” Pat Narduzzi said. “He has been a coordinator and coached virtually every position on offense. Tim will be a great sounding board not only for [new Pitt offensive coordinator] Jim Chaney but also our entire staff.”

At Illinois the past three seasons, Salem was the Fighting Illini’s special teams coordinator and also coached the running backs in 2012 and 2013. Salem’s units helped Illinois earn an invitation to the 2014 Heart of Dallas Bowl. Punter Justin DuVernois earned All-Big Ten honors after averaging 44.0 yards per punt to rank second in the Big Ten and 18th nationally.

At UCF from 2004-11, Salem coached some of the most productive and decorated players in school history. In 2007, running back Kevin Smith was a consensus All-American after leading the nation in rushing yards (2,567) and rushing touchdowns (29). Smith’s rushing total that season remains the third highest in Bowl Subdivision history, trailing only Oklahoma State’s Barry Sanders (2,628 in 1988) and Wisconsin’s Melvin Gordon (2,587 in 2014).

UCF won its first Conference USA championship in 2007 with Salem at the controls of the offense. The Knights won 10 games, setting school records for points (502), touchdowns (62) and rushing yards (3,287) in the process.

Overseeing UCF’s special teams, Salem mentored three of the country’s most explosive kick returners. Rannell Hall (2011), Quincy McDuffie (2010) and Joe Burnett (2008) were each first-team All-Conference USA return men and ranked in the nation’s top 10 in kickoff return average. McDuffie, in fact, was second nationally with a 32.2-yard average in 2010.

In 2003, Salem was the offensive coordinator, quarterbacks coach and kicking coach at Eastern Michigan. While at EMU, he worked with placekicker Andrew Wellock, who would go on to be a Lou Groza Award finalist.

From 1997-2000, Salem was the quarterbacks coach at Ohio State. He added the Buckeyes’ wide receivers to his positional responsibilities in 2000. In 1998, Joe Germaine was the Big Ten Player of the Year, throwing for 3,330 yards and 25 touchdowns with only seven interceptions in leading the Buckeyes to an 11-1 record and No. 2 ranking in the final polls.

From 1991-96, Salem worked at Purdue where he initially served as quarterbacks coach and then, in his final three years, offensive coordinator. The Boilermakers led the Big Ten in rushing in 1995.

Salem’s other coaching stops include Colorado State (1989-90) and Phoenix College (1987-88). A 1985 graduate of Arizona State, he began his coaching career as a graduate assistant at his alma mater for two seasons. Salem began his collegiate playing career at Minnesota, where he broke the Big Ten record for consecutive pass completions in 1980, before transferring to Arizona State for the 1983-84 seasons.

Salem comes from a family of coaches. His father Joe served as head coach at South Dakota (1966-74), Northern Arizona (1975-78) and Minnesota (1979-83). Tim’s brother Brad Salem is the quarterbacks coach and recruiting coordinator at Michigan State.

Salem and his wife Wendy have two sons, Taylor and Landan, and a daughter, Kylan. Landan serves the Panthers as an assistant director of player development.



# KEVIN SHERMAN

## WIDE RECEIVERS



### PERSONAL INFORMATION

**Born:** November 2, 1968  
**Hometown:** Radford, Va.  
**Alma Mater:** Ferrum College, 1992  
**Family:** Sherman and his wife Jennifer have two children: son James and daughter Nioka.

### COACHING EXPERIENCE

**College**  
**Ferrum**, 1991, student assistant.  
**Methodist**, 1992, wide receivers.  
**VMI**, 1993, running backs; 1994, wide receivers; 1995, quarterbacks and passing game coordinator; 1996, wide receivers.  
**Ohio**, 1997-2000, wide receivers.  
**Wake Forest**, 2001-05, wide receivers.  
**Virginia Tech**, 2006-12, wide receivers.  
**Purdue**, 2013-14, wide receivers.  
**Pittsburgh**, 2015, wide receivers.

### Professional

**Denver Broncos**, summer 2004, NFL internship.

**Kevin Sherman**, who owns 24 years of collegiate experience as well as an NFL coaching internship with the Denver Broncos, is Pitt's new wide receivers coach.

Sherman joins Pat Narduzzi's Pitt staff after serving the past two seasons as wide receivers coach at Purdue. Sherman is no stranger to the Atlantic Coast Conference having also coached receivers at Virginia Tech (2006-12) and Wake Forest (2001-05).

"Kevin Sherman is a veteran teacher of wide receiver play," Narduzzi said. "He is very familiar with the Atlantic Coast Conference and its various recruiting areas. I'm thrilled to bring a great person and an experienced professional like Kevin to Pittsburgh."

At Virginia Tech, Sherman mentored the school's two most prolific pass catchers in Jarrett Boykin and Danny Coale. The pair starred for the Hokies from 2008-11.

Now a member of the Green Bay Packers, Boykin ranks first in Virginia Tech career annals with 184 receptions for 2,884 yards (15.7 avg.). Coale, a fifth-round draft choice of the Dallas Cowboys and eventual Pittsburgh Steelers practice squad member, ranks second with 165 catches for 2,658 yards (16.1 avg.).

Sherman also coached 2008 NFL Draft picks Eddie Royal and Josh Morgan at Virginia Tech. A first-team All-ACC performer, Royal was a second-round pick of the Denver Broncos and would be an NFL All-Rookie Team honoree. He is now with the San Diego Chargers. Morgan was a sixth-round pick of the San Francisco 49ers and has also played with the Washington Redskins and Chicago Bears.

During Sherman's seven-year tenure in Blacksburg, Virginia Tech went bowling each season (including four BCS bids), captured three ACC titles and compiled a 70-25 record (.737).

Working at Wake Forest under Jim Grobe, Sherman coached All-ACC performers John Stone and Fabian Davis. Both went on to play in the NFL. Additionally, Jason Anderson set Wake Forest's career record by averaging 18.0 yards per reception from 2001-04.

Sherman also served as receivers coach under Grobe at Ohio University from 1997-2000. During that four-year period, the Bobcats shed years of losing and emerged as a Mid-American Conference title contender, going 21-11 in MAC play and 25-19 overall. Ohio's 8-3 record in 1997 marked the program's winningest campaign in 29 years.

Prior to Ohio, Sherman worked at Virginia Military Institute (VMI) from 1993-96. He served in multiple coaching capacities with the Keydets, including running backs, quarterbacks and receivers. Sherman coached one of the greatest players in VMI history, All-America running back Thomas Haskins, who became the all-time NCAA I-AA rushing leader with 5,349 yards. He additionally coached quarterback Al Lester, who threw for nearly 4,000 career yards.

A 1992 graduate of Ferrum (Va.) College, Sherman was named a football team captain and the Panthers' Most Valuable Player as a senior in 1990. After serving Ferrum as a student assistant in 1991, he moved to Methodist (N.C.) College, where he coached the receivers in 1992.

In addition to his wealth of collegiate experience, Sherman also worked with the Denver Broncos as an NFL coaching intern during the summer of 2004.

Sherman and his wife Jennifer have two children: son James and daughter Nioka.



## TOM SIMS

### DEFENSIVE LINE



#### PERSONAL INFORMATION

**Born:** April 18, 1967  
**Hometown:** Detroit, Mich.  
**Alma Mater:** Pittsburgh, 1990  
**Family:** Sims and his wife Rene have two daughters, Sydney and Zoe.

#### COACHING EXPERIENCE

**College**  
**Western Kentucky, 1997-99,** defensive line.  
**Eastern Michigan, 2000,** defensive line.  
**Minnesota, 2001-04,** defensive line.  
**Illinois, 2005-08,** defensive line.  
**Kansas, 2009,** defensive line.  
**Youngstown State, 2010-14,** defensive line.  
**Pittsburgh, 2015,** defensive line.

A rugged defensive tackle at Pitt in the late 1980s who went on to play in the NFL, **Tom Sims** returned to his alma mater in January to serve as Pat Narduzzi's defensive line coach.

Sims returns to Pitt following five seasons at Youngstown State (2010-14), where he coached an all-conference player each year of his tenure. In total, Sims oversaw the development of six all-conference defensive linemen, including 2014 first-team All-Missouri Valley Football Conference defensive end Derek Rivers.

Rivers had 14 sacks last year, setting the YSU regular-season record. Sims' defensive line accounted for 27 of the Penguins' 29 sacks in 2014.

Prior to Youngstown State, Sims worked with the defensive lines at Kansas (2009), Illinois (2005-08), Minnesota (2001-04), Eastern Michigan (2000) and Western Kentucky (1997-99).

Working under Illinois head coach Ron Zook, Sims produced four All-Big Ten performers. In 2007, Sims' defensive line accounted for 28.5 of Illinois' school-record 40 sacks. That season, the Illini advanced to the Rose Bowl, spurred by an upset win at top-ranked Ohio State.

During his Minnesota tenure under head coach Glen Mason, the Gophers advanced to three bowl games. The 2003 squad went 10-3 and earned a top-20 ranking in the final polls. During Sims' final three seasons, Minnesota notched a combined 81 sacks.

Sims began his coaching career at Western Kentucky from 1997-99 under head coach Jack Harbaugh. The two men first met at Pitt when Sims was a player and Harbaugh was the Panthers' assistant head coach.

As a collegian, Sims played at the heart of two stout defensive fronts that featured such standouts as Burt Grossman, Keith Hamilton, Tony Siragusa and Marc Spindler. As a senior in 1989, Sims helped the Panthers to an 8-3-1 season and victory in the John Hancock Bowl over Texas A&M (31-28). He earned his business degree from Pitt in 1990.

Sims would go on to play in 47 games in the NFL from 1990-96. He had playing stints with the Kansas City Chiefs (who drafted him in the sixth round in 1990) and Indianapolis Colts.

"I'm thrilled to bring Tom back to his alma mater where he was a tough defensive lineman," Narduzzi said. "He is going to bring a ton of enthusiasm and knowledge to our defensive line room. Tom's experiences as a Pitt and NFL player will be highly valuable to our players and coaches alike."

Sims and his wife Rene have two daughters, Sydney and Zoe.





# DAVE ANDREWS

## STRENGTH AND CONDITIONING COACH



### PERSONAL INFORMATION

**Born:** December 3, 1981

**Hometown:** Washington Court House, Ohio

**Alma Mater:** Ohio State, 2004

**Family:** Andrews and his wife Hallie have three children: daughter Ella and sons Emerson and Eli.

One of Pat Narduzzi's first moves at Pitt was hiring **Dave Andrews** as head strength and conditioning coach.

Andrews arrives at Pitt with strong credentials in both physical development and as a former player. He was a tight end on Ohio State's 2002 national championship team and has spent the past decade as a major college strength coach, including last season with Notre Dame.

He is a certified strength and conditioning coach by the Collegiate Strength and Conditioning Coaches Association (CSCCa) and USA Weightlifting (USAW) as a level one sports performance coach.

"Dave Andrews is a highly disciplined coach who adds immediate toughness to our entire team," Narduzzi said. "As a former player at Ohio State, he knows what it takes from a physical preparation standpoint to be successful in major college football."

In 2014, Andrews was an assistant director of strength and conditioning at Notre Dame, which defeated LSU, 31-28, in the Music City Bowl.

Prior to Notre Dame, he spent two seasons as the associate football strength and conditioning coach at Illinois (2012-13). From 2005-12, Andrews served in various strength and conditioning capacities at the University of Cincinnati, including his final four years when he was the Bearcats' head Olympic strength and conditioning coach. Andrews was a graduate assistant football coach at Cincinnati in 2004.

Andrews is a 2004 graduate of Ohio State with a bachelor's degree in education. In addition to his undergraduate studies in education, Andrews also owns a master's degree in that subject from the University of Cincinnati.

Andrews and his wife Hallie have three children: daughter Ella and sons Emerson and Eli.



# CHRIS LASALA

## ASSISTANT ATHLETIC DIRECTOR/FOOTBALL OPERATIONS



### PERSONAL INFORMATION

**Born:** January 7, 1966  
**Hometown:** Aliquippa, Pa.  
**Alma Mater:** West Virginia, 1988  
**Family:** LaSala and his wife Dana have one son, Anthony.

### ADMINISTRATIVE EXPERIENCE

**Temple**, 1988, graduate assistant.  
**Pittsburgh**, 1989, athletic department intern.  
**Temple**, 1990, football administrative assistant; 1991-93, department recruiting coordinator; 1993, assistant athletic director.  
**Boston College**, 1994-96, director of football operations.  
**Pittsburgh**, 1997-present, director of football operations; 2000-present, assistant athletic director.

**Chris LaSala** enters his 19th season overseeing football operations for the University of Pittsburgh. He has served Pitt as an assistant athletic director the past 16 years.

A native of Aliquippa, Pa., LaSala ranks among the country’s most respected professionals in his capacity. He truly has proven to be the Panthers’ master of multi-tasking, handling such diverse responsibilities as team travel accommodations, youth summer camps, coaching clinics and preseason training camp arrangements as well as the daily administration for Pitt’s football team. LaSala also serves as the football program’s liaison to numerous campus offices and within the athletic department.

LaSala was a member of the Beaver County Sports Hall of Fame 2014 induction class. He is a past recipient of the prestigious Chancellor’s Award for Staff Excellence in service to the University of Pittsburgh. LaSala has also been recognized as an Outstanding Graduate of Temple University’s sport and recreation management program.

LaSala was a chief coordinator and planner for Pitt’s move to its state-of-the-art practice facility, the UPMC Sports Performance Complex. He has been instrumental in the planning of Pitt’s trips to 13 bowl games, including the Lockheed Martin Armed Forces Bowl (2014 season), Little Caesars Pizza Bowl (2013), BBVA Compass Bowl (2010-12), Meineke Car Care Bowl (2009), Sun Bowl (2008), Fiesta Bowl (2004), Continental Tire Bowl (2003), Insight Bowl (2000 and 2002), Tangerine Bowl (2001) and Liberty Bowl (1997).

LaSala’s career in athletics began at Temple, where he served as a graduate assistant. He then came to the University of Pittsburgh as an athletic department intern in 1989.

Prior to his 1997 Pitt appointment, he served three years as the director of football operations at Boston College (1994-96), where he handled all the administrative duties for the football program, including overseeing the travel arrangements and organizing BC’s youth camps. During his tenure, the Eagles captured the 1994 Aloha Bowl and participated in the 1995 Kickoff Classic.

Before Boston College, LaSala spent four years at Temple as recruiting coordinator (1990-93) and ultimately was elevated to assistant athletic director. He initially joined Temple as a graduate assistant in 1988 and then returned to the Owls’ football staff in 1990 as the administrative assistant.


LaSala graduated from West Virginia in 1988 with a bachelor’s degree in accounting. He earned his master’s degree in sports administration from Temple in 1991.

LaSala and his wife Dana have one son, Anthony.



## BOB JUNKO

### DIRECTOR OF PLAYER DEVELOPMENT AND HIGH SCHOOL RELATIONS



#### PERSONAL INFORMATION

**Born:** July 4, 1946  
**Hometown:** Washington, Pa.  
**Alma Mater:** Tulsa, 1968  
**Family:** Junko's wife's name is Judy. Their family includes sons Jay and his wife Kim, Jeff and his wife Meredith, and Mike and his wife Mistydae. Bob and Judy have eight grandchildren: Ryan, Joshua, Caleb, Bryn, Ethan, Lila Rose, Owen and Derek.

#### COACHING EXPERIENCE

**College**  
**Tulsa**, 1968, graduate assistant; 1969, freshman coach; 1970-74, linebackers; 1975, defensive coordinator.  
**Texas Christian**, 1976-81, defensive coordinator; 1979-81, assistant head coach.  
**Pittsburgh**, 1982-85, defensive coordinator & linebackers.  
**Northwestern**, 1986-87, defensive coordinator.  
**Akron**, 1988-94, associate head coach & defensive coordinator.  
**Kent State**, 1995-96, defensive coordinator & linebackers.  
**Pittsburgh**, 1997-2005, defensive tackles; 2000-2006, assistant head coach; 2006, recruiting coordinator; 2007-12, director of football relations and program enhancement; 2013-present, director of player development and high school relations.

After spending nearly four decades in the coaching ranks, **Bob Junko** moved to the administrative side of college football in 2007. Serving as Pitt's director of player development and high school relations since 2013, Junko is a natural for the role given his tremendous football acumen and contacts.

Junko makes invaluable contributions to Pitt's annual recruiting efforts and alumni outreach. A past honoree on the Rivals Top 25 Recruiters list, he is widely known and respected throughout the tri-state area.

The 2015 season marks the 19th year of Junko's second tour at Pittsburgh. He initially coached at Pitt from 1982-85, serving as defensive coordinator under head coach Foge Fazio. He returned in 1997 as defensive tackles coach under Walt Harris and was elevated to assistant head coach in 2000.

Prior to returning to Pittsburgh, Junko was the defensive coordinator at Kent State from 1995-96. Junko also served as the associate head coach and defensive coordinator for seven years at Akron (1988-94). He additionally held similar positions at Northwestern, TCU and Tulsa, his alma mater.

In his first stint with the Panthers, the 1982 team received a Cotton Bowl bid and finished ninth in the country. The 1983 Panthers earned a Fiesta Bowl berth and ranked 19th in the final polls.

Among the standouts on those defenses were tackle Bill Maas, defensive end Chris Doleman and defensive backs Tim Lewis and Tom Flynn, all of whom went on to careers in the NFL. Doleman was enshrined in the Pro Football Hall of Fame in 2012.

As a collegian, Junko starred at Tulsa as an inside linebacker and was an Honorable Mention All-American in 1967. He also was named to the All-Missouri Valley Conference team twice and served as Tulsa's captain.

Junko earned a bachelor's degree in history education in 1968 and his master's in educational administration in 1970 at Tulsa. He has been inducted into the University of Tulsa Sports Hall of Fame, Trinity High School Athletic Hall of Fame and the Washington-Greene County Chapter of the Pennsylvania Sports Hall of Fame.


Junko's wife's name is Judy. Their family includes sons Jay and his wife Kim, Jeff and his wife Meredith, and Mike and his wife Mistydae. Bob and Judy have eight grandchildren: Ryan, Joshua, Caleb, Bryn, Ethan, Lila Rose, Owen and Derek.





# DANN KABALA

## PLAYER PERSONNEL DIRECTOR AND RECRUITING COORDINATOR



### PERSONAL INFORMATION

**Born:** October 7, 1978

**Hometown:** Pittsburgh, Pa.

**Alma Mater:** Indiana University, 2001

**Family:** Kabala is married to the former Becky King.

A highly valuable figure in Pitt's year-round recruiting and evaluation efforts, **Dann Kabala** serves as the Panthers' player personnel director and recruiting coordinator.

The 2015 season marks the fourth year of Kabala's second tour at Pitt. A Pittsburgh native and graduate of Fox Chapel High School, he previously worked with the Panthers as a graduate assistant from 2005-07. Kabala returned in a full-time capacity in 2012 and has been an instrumental figure for Pitt's rising program.

Prior to Pitt, he spent four years at the University of Arkansas, where he helped the Razorbacks sign three consecutive top 25 recruiting classes from 2010-12.

Kabala served the Arkansas football program in the areas of on-campus recruiting, eligibility coordination and academic support. He also was responsible for such successful initiatives as the Game Day Guest Professor program; the Razorback 1000-Yard Club, which served to reinforce academic and community achievement; and the Football Academic Game Plan, which helped UA's football student-athletes achieve unprecedented levels of success in the classroom.

On the field, Arkansas posted 10-win seasons in each of Kabala's final two years. The 2011 Razorbacks finished with an 11-2 record, No. 5 national ranking and a victory over Kansas State in the Cotton Bowl.

Kabala boasts experience on the high school, collegiate and professional levels of football. He began his career as a football operations intern with his alma mater Indiana University (Bloomington). He later spent two seasons in the National Football League working with the Jacksonville Jaguars' operations department.

Kabala graduated with high distinction from Indiana with a degree in sports marketing and management in 2001 and earned his MBA from the University of Pittsburgh in 2007. Kabala played college football at Johns Hopkins University and was ranked eighth nationally in kickoff return average as a freshman.

He is married to the former Becky King, a Penn Hills native and University of Pittsburgh graduate.



# BEN MATHERS

## DIRECTOR OF FOOTBALL OPERATIONS



### PERSONAL INFORMATION

**Born:** September 14, 1988  
**Hometown:** Bloomfield Hills, Mich.  
**Alma Mater:** Michigan State, 2011

**Ben Mathers** joined Pitt in January as director of football operations. In this capacity, Mathers works daily with the Panthers' assistant athletic director for football operations, Chris LaSala.

Prior to his arrival in Pittsburgh, Mathers spent seven total seasons with the Michigan State football program. As an operations assistant during the 2014 season, he was instrumental in the Spartans' recruiting efforts, especially from a social media and special events standpoint. Mathers spent two years as an operations graduate assistant (2012-13) and four years as a student assistant in the video department (2008-11).

The Spartans advanced to a bowl game in each of Mathers' seven seasons with the program, finishing among the nation's Top 5 the past two years.

In 2014, Michigan State went 11-2 and earned a No. 5 national ranking following a 42-41 win over Baylor in the AT&T Cotton Bowl. In 2013, the Spartans finished No. 3 in the country following a Big Ten title and 24-20 victory over Stanford in the Rose Bowl

A 2011 communications graduate from Michigan State, he is completing his master's degree in kinesiology with a concentration in sports administration from MSU.

"Ben Mathers was an invaluable behind-the-scenes contributor to our success at Michigan State," Pitt head coach Pat Narduzzi said. "I am grateful that he has joined us at Pitt as he is going to help us in many different key areas of our program. Ben will be a great complement to Chris LaSala on our staff."

# ROB BLANC

## HEAD ATHLETIC TRAINER



### PERSONAL INFORMATION

**Born:** February 28, 1960  
**Hometown:** Bethel Park, Pa.  
**Alma Mater:** Slippery Rock, 1982  
**Family:** Blanc's wife's name is Peggy. He has three children: son Jason and daughters Jordan and Shannon.

**Rob Blanc** enters his 28th year as head football athletic trainer and clinical instructor at Pitt. With his exceptional sports medicine knowledge and experience, Blanc is a tremendous resource for the entire Pitt athletic department.

Blanc was named the 2013 NCAA Division I Head Athletic Trainer of the Year by the National Athletic Trainers' Association (NATA). He was selected for this prestigious award by the NATA College and University Athletic Trainers' Committee, which annually recognizes individuals for exceptional performance as a head athletic trainer in each of the five collegiate divisions (Divisions I, II and III; NAIA; and junior college).

In addition to his responsibilities with the Panthers' football program, Blanc has a lead role with the Pitt Performance Team, a unique blending of the university's numerous resources that focuses on the development and welfare of the total student-athlete. He also helps coordinate sports coverage, budget, inventory, drug testing and counseling.

Blanc is an adjunct clinical instructor for Pitt's NATA-approved undergraduate athletic training curriculum. He has co-authored two textbooks, *Emergency Care in Athletic Training* and *Athletic Training Case Scenarios: Domain-Based Situations and Solutions*, with three graduates of the University of Pittsburgh athletic training program.

Blanc graduated from Slippery Rock in 1982 and earned his master's in athletic training in 1984 from Ohio University. He was also a certified paramedic and was involved in an emergency medical service for 17 years in nearby Bethel Park.

A native of Pittsburgh, Blanc served as head athletic trainer at neighboring Duquesne University for two years before joining the Panthers' staff.

Blanc began his athletic training career as the head athletic trainer at New Lexington (Ohio) High School in 1983. A year later, he began working for the Pittsburgh Steelers on a part-time basis, serving at training camp and at all home games.

Blanc's wife's name is Peggy. He has three children: son Jason and daughters Jordan and Shannon.



# PITT FOOTBALL SUPPORT STAFF



**RYAN TURNLEY**  
OFFENSIVE GRADUATE ASSISTANT



**FREDDIE WALKER**  
ASSISTANT STRENGTH COACH



**MIKE SHANAHAN**  
OFFENSIVE GRADUATE ASSISTANT



**AUSTIN ADDINGTON-STRAPP**  
ASSISTANT STRENGTH COACH



**SCOTT MCKILLOP**  
DEFENSIVE GRADUATE ASSISTANT



**TIM DUNLAVEY**  
ATHLETIC TRAINER



**PHIL DECAPITO**  
DEFENSIVE GRADUATE ASSISTANT



**ZACH FOSTER**  
GRADUATE ASSISTANT ATHLETIC TRAINER



**LANDAN SALEM**  
ASSISTANT DIRECTOR OF  
PLAYER DEVELOPMENT



**MARK DIETHORN**  
ASSISTANT DIRECTOR OF  
PLAYER PERSONNEL



**ERIC THATCHER**  
ASSISTANT DIRECTOR OF  
PLAYER DEVELOPMENT




**JOE HUEBER**  
RECRUITING ASSISTANT





# 2015 PITT PANTHERS SPRING FOOTBALL



**DAVID BLAKER**  
VIDEO COORDINATOR



**VICKI KLINE**  
ADMINISTRATIVE ASSISTANT TO  
COACH NARDUZZI



**MICHAEL BRADY**  
VIDEO ASSISTANT




**LYNNIE KOONTZ**  
ADMINISTRATIVE ASSISTANT  
FOR RECRUITING



**TIM ENRIGHT**  
EQUIPMENT MANAGER



**E.J. BORGHETTI**  
EXECUTIVE ASSOCIATE A.D.  
FOR MEDIA RELATIONS



**DANNY KOZUSKO**  
ASSISTANT EQUIPMENT MANAGER



**TED FEELEY**  
MEDIA RELATIONS DIRECTOR




**ANNA ZILINKAS**  
FOOTBALL ACADEMIC SUPPORT  
GRADUATE ASSISTANT



**CELESTE WELSH**  
MEDIA RELATIONS COORDINATOR



## PLAYER BIOGRAPHY CAPSULES



**Pat Amara**  
 Defensive Back  
 6-2 • 190 • SO  
 Philadelphia, Pa.

25

- **Amara 2014 Review**
- Played in 10 games, making two starts as a true freshman
- Starting assignments came against Virginia Tech and Duke when the Panthers opened in a nickel package
- Compiled 18 tackles, one TFL, one interception and one pass breakup
- Interception came at Virginia
- Had a season-high four tackles vs. Georgia Tech
- **Amara Career Highs**
- Tackles:* 4 vs. Georgia Tech (10-25-14)
- TFLs:* 1 vs. Duke (11-1-14)
- Interceptions:* 1 vs. Virginia (10-4-14)

• **Amara Career Statistics**

Defense	G/GS	UT	AT	TOT	TFL	Sacks	FR	INT	PBU
2014	10/2	10	8	18	1.0-1	0.0	0	1	1



**Rori Blair**  
 Defensive Lineman  
 6-4 • 230 • SO  
 Pittsburgh, Pa.

92

- **Blair 2014 Review**
- Played in 12 games, starting two as a true freshman
- Starting assignments came against Iowa and Akron
- Led team with five sacks and added 14 tackles, 5.5 TFLs and two PBU
- Had a season-high four tackles vs. Akron
- Recorded sacks in the Boston College, Akron, Virginia Tech, North Carolina and Houston (Armed Forces Bowl) games
- **Blair Career Highs**
- Tackles:* 4 vs. Akron (9-27-14)
- TFLs:* 1, five times, last vs. Houston (Armed Forces Bowl, 1-2-15)
- Sacks:* 1, five times, last vs. Houston (Armed Forces Bowl, 1-2-15)

• **Blair Career Statistics**

Defense	G/GS	UT	AT	TOT	TFL	Sacks	FR	INT	PBU
2014	12/2	11	3	14	5.5-24	5.0	0	0	2



**Carson Baker**  
 Offensive Lineman  
 6-5 • 330 • SO\*  
 Fairborn, Ohio

72

- **Baker 2014 Review**
- Lettered in his first active collegiate season, playing in 11 games
- Served on the field goal/PAT units and as a reserve offensive guard



**Adam Bisnowaty**  
 Offensive Lineman  
 6-6 • 305 • JR\*  
 Pittsburgh, Pa.

69

- **Bisnowaty 2014 Review**
- Played in 11 games, starting 10 at left offensive tackle
- Missed the Nov. 22 Syracuse game with an ankle injury
- Has made 18 total starts at left tackle over the past two seasons



**Chris Blewitt**  
 Placekicker  
 5-9 • 185 • JR  
 Alexandria, Va.

12

- **Blewitt 2014 Review**
- Converted 16-of-21 field goals (76.2%) and 50-of-51 extra points (98%) to rank second on the team with 98 points
- Blewitt's 98 points rank fourth (tied) on Pitt's single-season kick scoring list (tied with Conor Lee, 2008)
- Through two seasons, has compiled 180 points to rank seventh on Pitt's career kick scoring list
- Named the ACC Specialist of the Week for his performance at Boston College, when he tied his career high with 12 points (3-of-3 field goals and 3-of-3 PATs) and converted field goals of 49, 42 and 41 yards
- Kicked a career-long 52-yard field goal in the Armed Forces Bowl vs. Houston

- **Blewitt Career Highs**
- FG Made:* 3, three times, last vs. Syracuse (11-22-14)
- FG Attempted:* 5 vs. Syracuse (11-22-14)
- Long FG:* 52 vs. Houston (Armed Forces Bowl, 1-2-15)
- PAT Made:* 8 vs. Delaware (8-30-14)
- PAT Attempted:* 9 vs. Delaware (8-30-14)
- Points:* 12, four times, last vs. Syracuse (11-22-14)

• **Blewitt Career Statistics**

Kicking	G	PAT Att.	PATs	FG Att.	FGs	Long	Pts.
2013	13	41	40	18	14	47	82
2014	13	51	50	21	16	52	98
TOTAL	26	92	90	39	30	52	180

**Blewitt's Field Goal Efficiency**

Year	FGM-FGA	Pct.	1-19	20-29	30-39	40-49	50+	Lg	Blk
2013	14-18	77.8	0-0	6-7	3-5	5-6	0-0	47	1
2014	16-21	76.2	0-0	3-4	6-7	6-9	1-1	52	2
TOTAL	30-39	76.9	0-0	9-11	9-12	11-15	1-1	52	3



# 2015 PITT PANTHERS SPRING FOOTBALL



## Tyler Boyd

Wide Receiver  
6-2 • 190 • JR  
Clairton, Pa.

# 23

### • Boyd 2014 Review

- Had an impact sophomore season as a receiver and return man
- Earned second-team All-America accolades from SI.com as an all-purpose player and was a third-team All-America pick by Phil Steele as a receiver
- Named first team All-ACC as a receiver and second team All-ACC as a return specialist (coaches and media)
- Became the first player in ACC history to compile 1,000 receiving yards in both his freshman and sophomore seasons
- Boyd and Larry Fitzgerald (2002-03) are the only players in Pitt history to achieve two 1,000-yard receiving seasons during their careers
- Finished the 2014 season with 78 catches for 1,261 yards (16.2 avg.) and eight touchdowns
- Ranked second in the ACC with an average of 97.0 receiving yards per game and third with 6.0 receptions per game
- Led the ACC and ranked 10th nationally with a 27.6-yard kickoff return average (16 for 442 yards)
- Ranked second in the ACC and 21st nationally with a 10.1-yard punt return average (16 for 162 yards)
- Totaled six 100-yard receiving games as a sophomore, giving him 11 for his career
- In just two seasons, Boyd already ranks fourth all-time at Pitt with 163 career receptions and seventh with 2,435 receiving yards

### • Boyd Career Highs

*Receptions:* 11 vs. Georgia Tech (11-2-13)  
*Receiving Yards:* 173 vs. Bowling Green (Little Caesars Pizza Bowl, 12-26-13)  
*Receiving TDs:* 3 vs. Duke (9-21-13)  
*Rush Attempts:* 3 vs. Florida State (9-2-13)  
*Rush Yards:* 54 vs. Florida State (9-2-13)  
*Rush TDs:* 1 vs. New Mexico (9-14-13)  
*Kick Returns:* 6 vs. Miami (11-29-14)  
*Kick Return Yards:* 190 vs. Miami (11-29-14)  
*Kick Return TDs:* 0  
*Long Kick Return:* 64 vs. Duke (11-1-14)  
*Punt Returns:* 3, twice, last vs. Delaware (8-30-14)  
*Punt Return Yards:* 72 vs. Delaware (8-30-14)  
*Punt Return TDs:* 1, 54 yards vs. Bowling Green (Little Caesars Pizza Bowl, 12-26-13)  
*Long Punt Return:* 54 yards (TD) vs. Bowling Green (Little Caesars Pizza Bowl, 12-26-13)

### • Boyd Career Statistics

Receiving	G/GS	Rec.	Yards	Avg.	Long	TD	Pts.
2013	13/10	85	1,174	13.8	69	7	42
2014	13/12	78	1,261	16.2	53	8	48
<b>TOTAL</b>	<b>26/22</b>	<b>163</b>	<b>2,435</b>	<b>14.9</b>	<b>69</b>	<b>15</b>	<b>90</b>

Rushing	G/GS	Att.	Yards	Avg.	Long	TDs	Pts.
2013	13/10	11	108	9.8	33	1	6
2014	13/12	12	63	5.2	19	0	0
<b>TOTAL</b>	<b>26/22</b>	<b>23</b>	<b>171</b>	<b>7.4</b>	<b>33</b>	<b>1</b>	<b>6</b>

Kick Returns	Kick Ret.	Yards	Avg.	Long	TD	Pts.
2013	19	425	22.4	40	0	0
2014	16	442	27.6	64	0	0
<b>TOTAL</b>	<b>35</b>	<b>867</b>	<b>24.8</b>	<b>64</b>	<b>0</b>	<b>0</b>

Punt Returns	Punt Ret.	Yards	Avg.	Long	TD	Pts.
2013	3	69	23.0	54	1	6
2014	16	162	10.1	45	0	0
<b>TOTAL</b>	<b>19</b>	<b>231</b>	<b>12.2</b>	<b>54</b>	<b>1</b>	<b>6</b>



## Bam Bradley

Linebacker  
6-2 • 230 • JR\*  
Dayton, Ohio

# 4

### • Bradley 2014 Review

- Played in all 13 games, starting one (Akron)
- Compiled 36 tackles, four TFLs, two sacks, one interception and one PBU
- Had a career-high seven tackles vs. Georgia Tech
- Had four tackles with two TFLs and a seven-yard sack against Houston in the Armed Forces Bowl
- Had a nine-yard sack at Boston College
- Had the first interception of his career in the Syracuse game, returning it 21 yards to the Orange 11

### • Bradley Career Highs

*Tackles:* 7 vs. Georgia Tech (10-25-14)  
*TFLs:* 2 vs. Houston (Armed Forces Bowl, 1-2-15)  
*Sacks:* 1, twice, last vs. Houston (Armed Forces Bowl, 1-2-15)  
*Interceptions:* 1 vs. Syracuse (11-22-14)

### • Bradley Career Statistics

Defense	G/GS	UT	AT	TOT	TFL	Sacks	FR	INT	PBU
2013	11/0	6	2	8	2.5-3	0.0	1	0	0
2014	13/1	23	13	36	4.0-22	2.0	0	1	1
<b>TOTAL</b>	<b>24/1</b>	<b>29</b>	<b>15</b>	<b>44</b>	<b>6.5-25</b>	<b>2.0</b>	<b>1</b>	<b>1</b>	<b>1</b>



## Mike Caprara

Linebacker  
6-0 • 225 • JR\*  
Turtle Creek, Pa.

# 30

### • Caprara 2014 Review

- Played in four games and had five tackles
- Had a career-high five tackles in the season opener vs. Delaware

### • Caprara Career Highs

*Tackles:* 5 vs. Delaware (8-30-14)  
*TFLs:* 0  
*Sacks:* 0  
*Interceptions:* 0

### • Caprara Career Statistics

Defense	G/GS	UT	AT	TOT	TFL	Sacks	FR	INT	PBU
2013	13/0	0	0	0	0-0	0.0	0	0	0
2014	4/0	4	1	5	0-0	0.0	0	0	0
<b>TOTAL</b>	<b>17/0</b>	<b>4</b>	<b>1</b>	<b>5</b>	<b>0-0</b>	<b>0.0</b>	<b>0</b>	<b>0</b>	<b>0</b>





# 2015 PITT PANTHERS SPRING FOOTBALL



## Zach Challingsworth

Wide Receiver  
6-2 • 190 • SO\*  
McDonald, Pa.

# 80

### • Challingsworth 2014 Review

- Played in 10 games in his first active collegiate season, primarily in special teams capacities, to letter

### • Challingsworth Career Highs

Receptions: 0

Receiving Yards: 0

Receiving TDs: 0

### • Challingsworth Career Statistics

Receiving	G/GS	Rec.	Yards	Avg.	Long	TD	Pts.
2014	10/0	0	0	—	—	0	0



## James Conner

Running Back  
6-2 • 250 • JR  
Erie, Pa.

# 24

### • Conner 2014 Review

- Established himself as one of the country's elite offensive players with a decorated and prolific sophomore season
- Rushed for 1,765 yards and 26 touchdowns on 298 carries (5.9 avg.)
- Named a first team All-American by the American Football Coaches Association (AFCA), becoming Pitt's first running back to garner first-team All-America honors in 27 years; was a second-team All-America pick by the Associated Press, Football Writers Association of America (FWAA), Phil Steele, Sporting News, Walter Camp Football Foundation and USA TODAY
- Selected the ACC Player of the Year and Offensive Player of the Year by the league's media and coaches
- Ranked third nationally in rushing TDs, fourth in scoring (12.0 ppg./156 total points), sixth in rushing yards per game (135.8 avg.) and seventh in total rushing yards; led the ACC in each of those four categories
- Broke the legendary Tony Dorsett's longstanding Pitt single-season records for rushing TDs (22), total TDs (23) and points (140) set during Dorsett's 1976 Heisman Trophy year
- Conner's 26 rushing TDs also set an ACC record, surpassing Ryan Williams' (Virginia Tech) mark of 21 set in 2009.
- Conner's 1,765 rushing yards rank third in ACC history and fourth in Pitt annals
- Achieved his impressive rushing total despite being hindered with a hip injury his final two regular-season games (Syracuse and Miami); Conner played less than two quarters against the Orange after sustaining the injury in the first half
- Has 11 100-yard rushing games for his career, including eight in which he had more than 150 yards and four 200-yard games
- Conner's four 200-yard games are tied for the most by an active Bowl Subdivision player (tied with Navy quarterback Keenan Reynolds) entering the 2015 season

### • Conner Career Highs

Rush Attempts: 38 vs. Duke (11-1-14)

Rush Yards: 263 vs. Duke (11-1-14)

Rush TDs: 4, twice, last vs. North Carolina (11-15-14)

Receptions: 2, twice, last vs. Virginia Tech (10-16-14)

Receiving Yards: 40 vs. Miami (11-29-14)

Receiving TDs: 0

### • Conner Career Statistics

Rushing	G/GS	Att.	Yards	Avg.	Long	TD	Pts.
2013	12/0	146	799	5.5	45	8	48
2014	13/13	298	1,765	5.9	74	26	156
<b>TOTAL</b>	<b>25/13</b>	<b>444</b>	<b>2,564</b>	<b>5.8</b>	<b>74</b>	<b>34</b>	<b>204</b>

Receiving	G/GS	Rec.	Yards	Avg.	Long	TD	Pts.
2013	12/0	3	33	11.0	13	0	0
2014	13/13	5	70	14.0	40	0	0
<b>TOTAL</b>	<b>25/13</b>	<b>8</b>	<b>103</b>	<b>12.9</b>	<b>40</b>	<b>0</b>	<b>0</b>



## Devon Edwards

Tight End  
6-4 • 260 • SO\*  
Columbus, Ohio

# 45

### • Edwards 2014 Review

- Played in all 13 games in his first active collegiate season to letter
- Served in special teams capacities and as a reserve tight end

### • Edwards Career Highs

Receptions: 0

Receiving Yards: 0

Receiving TDs: 0

### • Edwards Career Statistics

Receiving	G/GS	Rec.	Yards	Avg.	Long	TD	Pts.
2014	13/0	0	0	—	—	0	0



## Dontez Ford

Wide Receiver  
6-2 • 205 • JR\*  
McKees Rocks, Pa.

# 19

### • Ford 2014 Review

- Played in all 13 games, starting three at receiver
- Moved into a starting role the final three games of the year (Syracuse, Miami and the Armed Forces Bowl vs. Houston) following an injury to senior starter Manasseh Garner
- Totaled three receptions for 50 yards (16.7 avg.) and a TD on the season
- Had two catches for 24 yards (12.0 avg.) and an 11-yard TD reception against Syracuse

### • Ford Career Highs

Receptions: 2 vs. Syracuse (11-22-14)

Receiving Yards: 24 vs. Syracuse (11-22-14)


Receiving TDs: 1 vs. Syracuse (11-22-14)

### • Ford Career Statistics

Receiving	G/GS	Rec.	Yards	Avg.	Long	TD	Pts.
2013	1/0	0	0	—	—	0	0
2014	13/3	3	50	16.7	26	1	6
<b>TOTAL</b>	<b>14/3</b>	<b>3</b>	<b>50</b>	<b>16.7</b>	<b>26</b>	<b>1</b>	<b>6</b>



# 2015 PITT PANTHERS SPRING FOOTBALL



## Matt Galambos

Linebacker  
6-2 • 245 • JR  
Collingdale, Pa.

# 47

- **Galambos 2014 Review**
- Played in all 13 games, starting 10 at middle linebacker
- Finished third on the team with 72 tackles and added 4.5 TFLs, an interception and a PBU
- Twice had a career-high nine tackles (Iowa and North Carolina)
- Had a team-high eight tackles and two TFLs against Houston in the Armed Forces Bowl
- Had the first interception of his career, returning it 19 yards, in the season opener vs. Delaware

### Galambos Career Highs

*Tackles:* 9, twice, last vs. North Carolina (11-15-14)

*TFLs:* 2 vs. Houston (Armed Forces Bowl, 1-2-15)

*Sacks:* 0

*Interceptions:* 1 vs. Delaware (8-30-14)

### Galambos Career Statistics

Defense	G/GS	UT	AT	TOT	TFL	Sacks	FR	INT	PBU
2013	13/2	19	19	38	1.0-5	0.0	1	0	0
2014	13/10	43	29	72	4.5-10	0.0	0	1	1
<b>TOTAL</b>	<b>26/12</b>	<b>62</b>	<b>48</b>	<b>110</b>	<b>5.5-15</b>	<b>0.0</b>	<b>1</b>	<b>1</b>	<b>1</b>



## Nicholas Grigsby

Linebacker  
6-1 • 220 • SR\*  
Trotwood, Ohio

# 3

- **Grigsby 2014 Review**
- Played in 13 games, starting one (Georgia Tech)
- Totaled 28 tackles, four TFLs, three sacks and two forced fumbles (tied for the team lead)
- Had four tackles, two TFLs, a four-yard sack and a forced fumble at FIU
- Had four tackles and a seven-yard sack against Houston in the Armed Forces Bowl
- With Pitt protecting a 21-16 lead late in the fourth quarter, had a key 10-yard sack on Virginia Tech's final possession, helping to clinch the win

### Grigsby Career Highs

*Tackles:* 9 vs. Youngstown State (9-1-12)

*TFLs:* 2.5 vs. Bowling Green

(Little Caesars Pizza Bowl, 12-26-13)

*Sacks:* 1.5 vs. Bowling Green

(Little Caesars Pizza Bowl, 12-26-13)

*Interceptions:* 0

### Grigsby Career Statistics

Defense	G/GS	UT	AT	TOT	TFL	Sacks	FR	INT	PBU
2012	12/2	16	11	27	0-0	0.0	0	0	0
2013	12/2	18	5	23	4.0-20	3.0	0	0	0
2014	13/1	21	7	28	4.0-33	3.0	0	0	0
<b>TOTAL</b>	<b>37/5</b>	<b>55</b>	<b>23</b>	<b>78</b>	<b>8.0-53</b>	<b>6.0</b>	<b>0</b>	<b>0</b>	<b>0</b>



## John Guy

Offensive Lineman  
6-7 • 285 • JR\*  
Somerville, Mass.

# 62

- **Guy 2014 Review**
- Played in 12 games on the PAT/field goal unit to earn his first letter
- Served as a reserve offensive tackle



## Tony Harper

Tight End  
6-4 • 220 • SO\*  
Toledo, Ohio

# 81

- **Harper 2014 Review**
- Played in seven games in his first active collegiate season to letter
- Served in special teams capacities and as a reserve tight end

### Harper Career Highs

*Receptions:* 0

*Receiving Yards:* 0

*Receiving TDs:* 0

### Harper Career Statistics

Receiving	G/GS	Rec.	Yards	Avg.	Long	TD	Pts.
2014	7/0	0	0	—	—	0	0



## J.P. Holtz

Tight End  
6-4 • 245 • SR  
Pittsburgh, Pa.

# 86

- **Holtz 2014 Review**
- Started all 13 games for the second consecutive year
- Compiled 21 receptions for 199 yards (9.5 avg.) and four touchdowns
- Finished second on the team in catches and TD receptions
- Had four catches for 40 yards (10.0 avg.) with a six-yard TD at Virginia
- Had a career-high two touchdown catches (11 and three yards) against Duke
- Had three catches for 33 yards (11.0 avg.), including a 16-yard TD against Houston in the Armed Forces Bowl

### Holtz Career Highs

*Receptions:* 5 vs. North Carolina (11-16-13)

*Receiving Yards:* 54 vs. Notre Dame (11-3-12)

*Receiving TDs:* 2 vs. Duke (11-1-14)

### Holtz Career Statistics

Receiving	G/GS	Rec.	Yards	Avg.	Long	TD	Pts.
2012	13/10	13	173	13.3	43	3	18
2013	13/13	23	209	9.1	17	0	0
2014	13/13	21	199	9.5	22	4	24
<b>TOTAL</b>	<b>39/36</b>	<b>57</b>	<b>581</b>	<b>10.2</b>	<b>43</b>	<b>7</b>	<b>42</b>



## Rachid Ibrahim

Running Back  
6-1 • 185 • JR  
Rockville, Md.

# 29

### • Ibrahim 2014 Review

- Played in all 13 games as a reserve running back
- Averaged 8.0 yards per carry, netting 263 yards on 33 carries
- Added 11 receptions for 73 yards (6.6 avg.) and two kickoff returns for 30 yards (15.0 avg.) on the year
- Posted career highs with 91 yards on 14 carries (6.5 avg.) in the season opener vs. Delaware

### • Ibrahim Career Highs

*Rush Attempts:* 14 vs. Delaware (8-30-14)

*Rush Yards:* 91 vs. Delaware (8-30-14)

*Rush TDs:* 0

*Receptions:* 4 vs. Navy (10-26-13)

*Receiving Yards:* 40 vs. Akron (9-27-14)

*Receiving TDs:* 1 vs. Miami (11-29-13)

*Kick Returns:* 3 vs. Miami (11-29-13)

*Kick Return Yards:* 59 vs. Miami (11-29-13)

*Long Kick Return:* 26 vs. Miami (11-29-13)

### • Ibrahim Career Statistics

Rushing	G/GS	Att.	Yards	Avg.	Long	TD	Pts.
2013	13/0	27	136	5.0	32	0	0
2014	13/0	33	263	8.0	50	0	0
<b>TOTAL</b>	<b>26/0</b>	<b>60</b>	<b>399</b>	<b>6.7</b>	<b>50</b>	<b>0</b>	<b>0</b>

Receiving	G/GS	Rec.	Yards	Avg.	Long	TD	Pts.
2013	13/0	9	88	9.8	23	1	6
2014	13/0	11	73	6.6	26	0	0
<b>TOTAL</b>	<b>26/0</b>	<b>20</b>	<b>161</b>	<b>8.1</b>	<b>26</b>	<b>1</b>	<b>6</b>

Kick Returns	Kick Ret.	Yards	Avg.	Long	TD	Pts.
2013	6	119	19.8	26	0	0
2014	2	30	15.0	15	0	0
<b>TOTAL</b>	<b>8</b>	<b>149</b>	<b>18.6</b>	<b>26</b>	<b>0</b>	<b>0</b>



## Chris James

Running Back  
5-11 • 210 • SO  
Chicago, Ill.

# 5

### • James 2014 Review

- Was a top reserve at running back, playing in all 13 games as a true freshman
- Rushed for 437 yards and four touchdowns on 87 carries (5.0 avg.) and added one reception for 23 yards
- Replacing an injured James Conner in the second quarter of the Syracuse game, James rushed for a career-high 122 yards on 19 carries (6.4 avg.)
- Following his Syracuse performance, James played a complementary role to Conner in the regular-season finale at Miami and rushed for 58 yards on 11 carries (5.3 avg.) and a TD; his touchdown covered 15 yards and gave Pitt a 28-20 third-quarter lead in an eventual 35-23 win
- In his collegiate debut, had 77 yards and two touchdowns on 14 carries in the season opener vs. Delaware

### • James Career Highs

*Rush Attempts:* 19 vs. Syracuse (11-22-14)

*Rush Yards:* 122 vs. Syracuse (11-22-14)

*Rush TDs:* 2 vs. Delaware (8-30-14)

*Receptions:* 1 vs. Georgia Tech (10-25-14)

*Receiving Yards:* 23 vs. Georgia Tech (10-25-14)

*Receiving TDs:* 0

### • James Career Statistics

Rushing	G/GS	Att.	Yards	Avg.	Long	TD	Pts.
2014	13/0	87	437	5.0	18	4	24

Receiving	G/GS	Rec.	Yards	Avg.	Long	TD	Pts.
2014	13/0	1	23	23.0	23	0	0



## Tyrrique Jarrett

Defensive Lineman  
6-3 • 335 • JR  
Pittsburgh, Pa.

# 54

### • Jarrett 2014 Review

- Played in eight games as a reserve defensive tackle to earn his first letter
- Totaled eight tackles
- Had a career-high four stops vs. Iowa

### • Jarrett Career Highs

*Tackles:* 4 vs. Iowa (9-20-14)

*TFLs:* 0

*Sacks:* 0

### • Jarrett Career Statistics

Defense	G/GS	UT	AT	TOT	TFL	Sacks	FR	INT	PBU
2013	2/0	0	1	1	0-0	0.0	0	0	0
2014	8/0	1	7	8	0-0	0.0	0	0	0
<b>TOTAL</b>	<b>10/0</b>	<b>1</b>	<b>8</b>	<b>9</b>	<b>0-0</b>	<b>0.0</b>	<b>0</b>	<b>0</b>	<b>0</b>



## Dorian Johnson

Offensive Lineman  
6-5 • 300 • JR  
Belle Vernon, Pa.

# 53

### • Johnson 2014 Review

- Started all 13 games at left offensive guard
- A contributor since his true freshman season in 2013, Johnson has played in 25 career games with 16 starts



## Jaryd Jones-Smith

Offensive Lineman  
6-7 • 335 • SO\*  
Voorhees, N.J.

# 75

### • Jones-Smith 2014 Review

- Played in 13 games, starting three contests in his first active collegiate season
- Starting assignments came at left offensive tackle against Virginia, Syracuse and Miami





# 2015 PITT PANTHERS SPRING FOOTBALL



## Ryan Lewis

Defensive Back  
6-0 • 195 • JR\*  
Seattle, Wash.

# 38

- **Lewis 2014 Review**
- Played in 12 games, serving as a reserve cornerback and on special teams
- Totaled nine tackles on the season
- Had a career-high six tackles in the season opener vs. Delaware

### • Lewis Career Highs

*Tackles:* 6 vs. Delaware (8-30-14)

*TFLs:* 0

*Interceptions:* 0

### • Lewis Career Statistics

Defense	G/GS	UT	AT	TOT	TFL	Sacks	FR	INT	PBU
2013	13/0	5	4	9	0-0	0.0	0	0	0
2014	12/0	8	1	9	0-0	0.0	0	0	0
<b>TOTAL</b>	<b>25/0</b>	<b>13</b>	<b>5</b>	<b>18</b>	<b>0-0</b>	<b>0.0</b>	<b>0</b>	<b>0</b>	<b>0</b>



## Avonte Maddox

Defensive Back  
5-9 • 165 • SO  
Detroit, Mich.

# 14

- **Maddox 2014 Review**
- Made immediate contributions as a true freshman cornerback, playing in all 13 games and starting six contests
- Started the final five contests of the season beginning with the Nov. 1 Duke contest
- Totaled 32 tackles and three PBUs
- Posted career highs with seven tackles and three PBUs at North Carolina
- Also served as a kickoff return specialist, averaging 19.9 yards on 11 returns (219 yards)

### • Maddox Career Highs

*Tackles:* 7 vs. North Carolina (11-15-14)

*TFLs:* 0

*Interceptions:* 0

*Kick Returns:* 3, three times, last vs. Duke (11-1-14)

*Kick Return Yards:* 69 vs. Virginia Tech (10-16-14)


*Kick Return TDs:* 0

*Long Kick Return:* 35 vs. Akron (9-27-14)

### • Maddox Career Statistics

Defense	G/GS	UT	AT	TOT	TFL	Sacks	FR	INT	PBU
2014	13/6	26	6	32	0-0	0.0	0	0	3

Kick Returns	Kick Ret.	Yards	Avg.	Long	TD	Pts.
2014	11	219	19.9	35	0	0



## Reggie Mitchell

Defensive Back  
6-0 • 185 • JR\*  
Pittsburgh, Pa.

# 15

- **Mitchell 2014 Review**
- Started all 13 games in his first active season at Pitt following a 2013 transfer from Wisconsin
- Started the first eight games at cornerback before moving to strong safety for the final five contests (due to the injury of safety Terrish Webb)
- Totaled 62 tackles, three TFLs and one sack
- Led team with seven PBUs and tied for the team lead with two forced fumbles
- Named the ACC Defensive Back of the Week for his performance in Pitt's 21-16 win over Virginia Tech; Mitchell collected a game-high 10 tackles (nine solo) and forced two fumbles
- Had an eight-yard sack (the first of his career) in the Delaware season opener
- Had a career-high three PBUs at FIU

### • Mitchell Career Highs

*Tackles:* 10 vs. Virginia Tech (10-16-14)

*TFLs:* 1, three times, last vs. Miami (11-29-14)

*Sacks:* 1 vs. Delaware (8-30-14)

*Interceptions:* 0

### • Mitchell Career Statistics

Defense	G/GS	UT	AT	TOT	TFL	Sacks	FR	INT	PBU
2012*	1/0	0	0	0	0-0	0.0	0	0	0
2014	13/13	44	18	62	3.0-13	1.0	0	0	7
<b>TOTAL</b>	<b>14/13</b>	<b>44</b>	<b>18</b>	<b>62</b>	<b>3.0-13</b>	<b>1.0</b>	<b>0</b>	<b>0</b>	<b>7</b>

\* at Wisconsin



## Justin Moody

Defensive Lineman  
6-3 • 280 • SO\*  
Philadelphia, Pa.

# 56

- **Moody 2014 Review**
- Played in all 13 games at defensive tackle, starting two contests (Miami and the Armed Forces Bowl vs. Houston) in his first active collegiate season
- Totaled nine tackles, a sack and two PBUs on the year
- Had a season-high two tackles at Boston College
- Had a five-yard sack at FIU

### • Moody Career Highs

*Tackles:* 2 vs. Boston College (9-5-14)

*TFLs:* 1 vs. FIU (9-13-14)

*Sacks:* 1 vs. FIU (9-13-14)

### • Moody Career Statistics

Defense	G/GS	UT	AT	TOT	TFL	Sacks	FR	INT	PBU
2014	13/2	6	3	9	1.0-5	1.0	0	0	2



# 2015 PITT PANTHERS SPRING FOOTBALL



## Khaynin Mosley-Smith

Defensive Lineman  
6-0 • 310 • SR\*  
Pittsburgh, Pa.

# 95

- **Mosley-Smith 2014 Review**
- Played in all 13 games, starting 12 at nose tackle
- Totaled 27 tackles, two TFLs, three PBUs and a fumble recovery
- Had a career-high six tackles vs. Georgia Tech
- Had five tackles and a career-best two TFLs at Virginia
- Recovered a fumble (the first of his career) in the Virginia Tech game; recovery came at the Hokies' 22 and Pitt parlayed the turnover into a TD three plays later for a 14-3 lead

### • Mosley-Smith Career Highs

*Tackles:* 6 vs. Georgia Tech (10-25-14)

*TFLs:* 2 vs. Virginia (10-4-14)

*Sacks:* 0

### • Mosley-Smith Career Statistics

Defense	G/GS	UT	AT	TOT	TFL	Sacks	FR	INT	PBU
2011	13/0	4	3	7	0-0	0.0	0	0	0
2012	13/1	5	3	8	0-0	0.0	0	0	0
2014	13/12	18	9	27	2.0-3	0.0	1	0	3
<b>TOTAL</b>	<b>39/13</b>	<b>27</b>	<b>15</b>	<b>42</b>	<b>2.0-3</b>	<b>0.0</b>	<b>1</b>	<b>0</b>	<b>3</b>



## David Murphy

Long Snapper  
6-1 • 220 • SR\*  
Buffalo, N.Y.

# 67

- **Murphy 2014 Review**
- Played in all 13 games as a long snapper
- Handled both punts and PAT/field goals for the first nine games; in the final four contests, focused solely on snapping for punts
- Had two tackles on the season (one in the Iowa and Akron contests)




## Alex Officer

Offensive Lineman  
6-4 • 335 • SO\*  
Rochester, N.Y.

# 63

- **Officer 2014 Review**
- Played in all 13 games, starting 10 at center
- Made his first career start on Sept. 13 at FIU following the season-ending injury to original starting center Artie Rowell a week prior at Boston College



## Scott Orndoff

Tight End  
6-5 • 260 • JR  
Waynesburg, Pa.

# 83

- **Orndoff 2014 Review**
- Played in 10 games as a reserve tight end
- Had four catches for 24 yards and one TD
- Lone TD catch of the year was a two-yarder against Delaware

### • Orndoff Career Highs

*Receptions:* 2 vs. Notre Dame (11-9-13)

*Receiving Yards:* 17 vs. Duke (9-21-13)

*Receiving TDs:* 1, three times, last vs. Delaware (8-30-14)

### • Orndoff Career Statistics

Receiving	G/GS	Rec.	Yards	Avg.	Long	TD	Pts.
2013	9/5	6	50	8.3	17	2	12
2014	10/0	4	24	6.0	9	1	6
<b>TOTAL</b>	<b>19/5</b>	<b>10</b>	<b>74</b>	<b>7.4</b>	<b>17</b>	<b>3</b>	<b>18</b>



## Jaymar Parrish

Fullback  
6-2 • 270 • JR  
Monroeville, Pa.

# 31

- **Parrish 2013 Review**
- Started all 13 games as an H-Back and tight end
- Totaled four receptions for 25 yards (6.2 avg.) on the season
- Had a season-high two catches for 13 yards vs. Akron

### • Parrish Career Highs

*Rush Attempts:* 1, four times, last vs. Bowling Green (Little Caesars Pizza Bowl, 12-26-13)

*Rush Yards:* 5 vs. Navy (10-26-13)

*Rush TDs:* 0

*Receptions:* 3 vs. Syracuse (11-23-13)

*Receiving Yards:* 19 vs. Syracuse (11-23-13)

*Receiving TDs:* 0

### • Parrish Career Statistics

Rushing	G/GS	Att.	Yards	Avg.	Long	TD	Pts.
2013	13/6	4	10	2.5	5	0	0
2014	13/13	0	0	—	—	0	0
<b>TOTAL</b>	<b>26/19</b>	<b>4</b>	<b>10</b>	<b>2.5</b>	<b>5</b>	<b>0</b>	<b>0</b>

Receiving	G/GS	Rec.	Yards	Avg.	Long	TD	Pts.
2013	13/6	7	40	5.7	9	0	0
2014	13/13	4	25	6.2	9	0	0
<b>TOTAL</b>	<b>26/19</b>	<b>11</b>	<b>65</b>	<b>5.9</b>	<b>9</b>	<b>0</b>	<b>0</b>



# 2015 PITT PANTHERS SPRING FOOTBALL



## Jevonte Pitts

Defensive Back  
5-11 • 205 • JR\*  
Forest Hills, Pa.

# 26

- **J. Pitts 2014 Review**
- Played in four games in special teams capacities and as a reserve safety
- Lone tackle of the season was a TFL for a two-yard loss vs. Delaware

### • J. Pitts Career Highs

*Tackles:* 1 vs. Delaware (8-30-14)

*TFLs:* 1 vs. Delaware (8-30-14)

*Interceptions:* 0

### • J. Pitts Career Statistics

Defense	G/GS	UT	AT	TOT	TFL	Sacks	FR	INT	PBU
2013	10/0	0	0	0	0-0	0.0	0	0	0
2014	4/0	1	0	1	1.0-2	0.0	0	0	0
<b>TOTAL</b>	<b>14/0</b>	<b>1</b>	<b>0</b>	<b>1</b>	<b>1.0-2</b>	<b>0.0</b>	<b>0</b>	<b>0</b>	<b>0</b>



## Lafayette Pitts

Defensive Back  
5-11 • 195 • SR\*  
Duquesne, Pa.

# 6

- **L. Pitts 2014 Review**
- Started all 13 games at cornerback
- Totaled 39 tackles, six PBUs and two interceptions
- His two INTs (vs. Iowa and Syracuse) tied for the team lead
- Had a season-high six tackles vs. Duke

### • L. Pitts Career Highs

*Tackles:* 7 vs. Notre Dame (11-9-13)

*TFLs:* 1, four times, last vs. Delaware (8-30-14)

*Interceptions:* 1, three times, last vs. Syracuse (11-22-14)

*Kick Returns:* 5 twice, most recent vs. Notre Dame (11-3-12)

*Kick Return Yards:* 137 vs. Louisville (10-13-12)

*Kick Return Average:* 41.5 (2 for 83 yards) vs. Gardner-Webb (9-22-12)

*Long Kick Return:* 64 vs. Gardner-Webb (9-22-12)

*Kick Return TDs:* 0

### • L. Pitts Career Statistics

Defense	G/GS	UT	AT	TOT	TFL	Sacks	FR	INT	PBU
2012	13/13	24	11	35	0-0	0.0	1	1	9
2013	13/12	33	11	44	3.0-6	0.0	1	0	4
2014	13/13	32	7	39	1.0-2	0.0	0	2	6
<b>TOTAL</b>	<b>39/38</b>	<b>89</b>	<b>29</b>	<b>118</b>	<b>4.0-8</b>	<b>0.0</b>	<b>2</b>	<b>3</b>	<b>19</b>

Kick Returns	Kick Ret.	Yards	Avg.	Long	TD	Pts.
2012	30	729	24.3	64	0	0
2013	19	439	23.1	50	0	0
2014	0	0	—	—	0	0
<b>TOTAL</b>	<b>49</b>	<b>1,168</b>	<b>23.8</b>	<b>64</b>	<b>0</b>	<b>0</b>



## Zach Poker

Defensive Lineman  
6-4 • 240 • SO\*  
Oconomowoc, Wis.

# 48

### • Poker 2014 Review

- Played in six games as a reserve defensive end to letter in his first active collegiate season
- Missed the final half of the season due to a shoulder injury

### • Poker Career Highs

*Tackles:* 0

*TFLs:* 0

*Interceptions:* 0

### • Poker Career Statistics

Defense	G/GS	UT	AT	TOT	TFL	Sacks	FR	INT	PBU
2014	6/0	0	0	0	0-0	0.0	0	0	0



## Ejuan Price

Defensive Lineman  
6-0 • 255 • SR\*  
Rankin, Pa.

# 5

### • Price 2014 Review

- Missed the entire 2014 campaign due to a chest muscle injury sustained during the offseason
- With a healthy return, Price will add needed depth and competition at defensive end

### • Price Career Highs

*Tackles:* 8 vs. Virginia Tech (10-12-13)

*TFLs:* 2, three times, last vs. Old Dominion (10-19-13)

*Sacks:* 2 vs. Iowa (9-17-11)

### • Price Career Statistics

Defense	G/GS	UT	AT	TOT	TFL	Sacks	FR	INT	PBU
2011	13/5	17	10	27	6.5-32	4.0	0	0	0
2012	0/0	0	0	0	0-0	0.0	0	0	0
2013	6/4	12	11	23	4.0-16	1.0	0	0	1
<b>TOTAL</b>	<b>19/9</b>	<b>29</b>	<b>21</b>	<b>50</b>	<b>10.5-48</b>	<b>5.0</b>	<b>0</b>	<b>0</b>	<b>1</b>



## Pat Quirin

Long Snapper  
6-1 • 220 • JR\*  
Pittsburgh, Pa.

# 61

### • Quirin 2014 Review

- Played in four games to earn his first letter
- Entered active duty in the season's 10th game (at North Carolina) when he began handling snapping for Pitt's PAT/field goal unit





# 2015 PITT PANTHERS SPRING FOOTBALL



## Darryl Render

Defensive Lineman  
6-2 • 275 • SR  
Cleveland, Ohio

# 91

- **Render 2014 Review**
- Played in 12 games, starting 11 at defensive tackle
- Missed the regular-season finale at Miami due to an ankle injury
- Totaled 32 tackles, six TFLs, two sacks, four PBUs and a forced fumble
- Twice had a season-high five tackles (Virginia and Georgia Tech)
- Had a 15-yard sack at Virginia and a two-yard sack at FIU

### • Render Career Highs

*Tackles:* 7 vs. Georgia Tech (11-2-13)

*TFLs:* 1.5 vs. Gardner-Webb (9-22-12)

*Sacks:* 1, twice, last vs. Virginia (10-4-14)

### • Render Career Bests

Defense	G/GS	UT	AT	TOT	TFL	Sacks	FR	INT	PBU
2012	11/1	2	4	6	1.5-5	0.0	0	0	1
2013	13/1	11	14	25	2.5-7	0.5	1	0	3
2014	12/11	18	14	32	6.0-39	2.0	0	0	4
<b>TOTAL</b>	<b>36/13</b>	<b>31</b>	<b>32</b>	<b>63</b>	<b>10.0-51</b>	<b>2.5</b>	<b>1</b>	<b>0</b>	<b>8</b>



## Gabe Roberts

Offensive Lineman  
6-5 • 305 • JR\*  
New London, Wis.

# 71

- **Roberts 2014 Review**
- Played in 11 games, starting one contest at center (Akron)
- In addition to being a top reserve at center, served on the PAT/field goal unit



## Artie Rowell

Offensive Lineman  
6-2 • 315 • SR\*  
Harrisburg, Pa.

# 57

- **Rowell 2014 Review**
- Pitt's returning starter at center, Rowell was limited to only two games due to a season-ending knee injury at Boston College (Sept. 5)
- Has played in 17 career games with 15 starts



## Shakir Soto

Defensive Lineman  
6-3 • 270 • JR  
Wilkes-Barre, Pa.

# 52

- **Soto 2014 Review**
- A starter in all 13 games at defensive end
- Totaled 31 tackles and one TFL on the season
- Twice had a career-high five tackles (Iowa and Miami)
- Had four stops in the Georgia Tech and FIU games
- Had three tackles and a 12-yard TFL at Boston College

### • Soto Career Highs

*Tackles:* 5, twice, last vs. Miami (11-29-14)

*TFLs:* 2 vs. Florida State (9-2-13)

*Sacks:* 1 vs. Bowling Green (Little Caesars Pizza Bowl, 12-26-13)

### • Soto Career Statistics

Defense	G/GS	UT	AT	TOT	TFL	Sacks	FR	INT	PBU
2013	13/1	13	7	20	4.0-15	1.0	0	0	0
2014	13/13	15	16	31	1.0-12	0.0	0	0	0
<b>TOTAL</b>	<b>26/14</b>	<b>28</b>	<b>23</b>	<b>51</b>	<b>5.0-27</b>	<b>1.0</b>	<b>0</b>	<b>0</b>	<b>0</b>



## Jeremiah Taleni

Defensive Lineman  
6-2 • 295 • SO\*  
Kaneohe, Hawaii

# 94

- **Taleni 2014 Review**
- Played in six games, making one start at nose tackle (Armed Forces Bowl vs. Houston) to letter in his first active collegiate season
- Totaled two tackles and one TFL on the year
- Had a two-yard TFL vs. Syracuse and one solo stop at Miami

### • Taleni Career Highs

*Tackles:* 1, twice, last vs. Miami (11-29-14)

*TFLs:* 1 vs. Syracuse (11-22-14)

*Sacks:* 0

### • Taleni Career Statistics

Defense	G/GS	UT	AT	TOT	TFL	Sacks	FR	INT	PBU
2014	6/1	2	0	2	1.0-2	0.0	0	0	0



# 2015 PITT PANTHERS SPRING FOOTBALL



## Chad Voytik

Quarterback  
6-1 • 205 • JR\*  
Cleveland, Tenn.

# 16

- **Voytik 2014 Review**
- In his first season as Pitt's starting quarterback, Voytik completed 61% of his passes (176 of 287) for 2,233 yards with 16 touchdowns and seven interceptions
- Ranked third in the ACC in pass efficiency with a 140.2 rating
- Threw only one INT over the final six games of the season after throwing six in his initial seven contests
- Was the team's second leading rusher with 466 yards and three TDs on 108 carries (4.3 avg.)
- Named Pitt's Armed Forces Bowl MVP after throwing for 222 yards and a TD (18-of-35 passing) and rushing for 40 yards on six carries (6.7 avg.) against Houston
- Threw for a career-high 250 yards on 19-of-29 passing with one INT against Iowa
- Despite being hindered by the flu, led Pitt to a 35-23 win at Miami by completing 8-of-12 passes for 134 yards and a TD; helped clinch Pitt's first win at Miami since 1963 with a one-yard sneak on fourth-and-goal early in the fourth quarter and finished with 26 rushing yards on four carries (6.5 avg.)
- Had two 100-yard rushing games, including a game-high 118 yards on 19 carries (6.2 avg.) vs. Virginia Tech and a 114-yard effort on 12 carries (9.5 avg.) with a 32-yard TD at FIU
- Voytik's FIU performance marked the first 100-yard rushing game by a Pitt quarterback since 1988

### • Voytik Career Highs

Pass Yards: 250 vs. Iowa (9-20-14)

Completions: 20 vs. Akron (9-27-14)

Attempts: 35 vs. Houston (Armed Forces Bowl, 1-2-15)

Pass TDs: 2, five times, last vs. Syracuse (11-22-14)

INTs: 1, seven times, last vs. Syracuse (11-22-14)

Rush Yards: 118 vs. Virginia Tech (10-16-14)


Rush Attempts: 19 vs. Virginia Tech (10-16-14)

Rush TDs: 1, three times, last vs. Miami (11-29-14)

### • Voytik Career Statistics

Passing	G/GS	Att.	Comp.	Pct.	Yds.	Int.	TD	Effic.
2013	4/0	11	6	54.5	116	0	0	143.13
2014	13/13	287	176	61.3	2,233	7	16	140.20
<b>TOTAL</b>	<b>17/13</b>	<b>298</b>	<b>182</b>	<b>61.1</b>	<b>2,349</b>	<b>7</b>	<b>16</b>	<b>140.31</b>

Rushing	G/GS	Att.	Yards	Avg.	Long	TD	Pts.
2013	4/0	3	26	8.7	19	1	6
2014	13/13	108	466	4.3	49	3	18
<b>TOTAL</b>	<b>17/13</b>	<b>111</b>	<b>492</b>	<b>4.4</b>	<b>49</b>	<b>4</b>	<b>24</b>



## Jester Weah

Wide Receiver  
6-3 • 205 • SO\*  
Madison, Wis.

# 85

- **Weah 2014 Review**
- Played in eight games as a reserve receiver in his first active collegiate season
- **Weah Career Highs**

Receptions: 0

Receiving Yards: 0

Receiving TDs: 0

### • Weah Career Statistics

Receiving	G/GS	Rec.	Yards	Avg.	Long	TD	Pts.
2014	8/0	0	0	—	—	0	0



## Terrish Webb

Defensive Back  
5-11 • 180 • JR  
Clairton, Pa.

# 2

- **Webb 2014 Review**
- Started the initial eight games at strong safety before sustaining a season-ending knee injury in the Georgia Tech contest
- Totaled 33 tackles and one TFL
- Tied for the team lead with two interceptions; had INTs in the Boston College and Delaware games
- Had a career-high eight tackles at FIU

### • Webb Career Highs

Tackles: 8 vs. FIU (9-13-14)

TFLs: 1 vs. Boston College (9-5-14)

Interceptions: 1, twice, last vs. Boston College (9-5-14)

### • Webb Career Statistics

Defense	G/GS	UT	AT	TOT	TFL	Sacks	FR	INT	PBU
2013	13/1	14	4	18	0-0	0.0	1	0	1
2014	8/8	24	9	33	1.0-3	0.0	0	2	1
<b>TOTAL</b>	<b>21/9</b>	<b>38</b>	<b>13</b>	<b>51</b>	<b>1.0-3</b>	<b>0.0</b>	<b>1</b>	<b>2</b>	<b>2</b>



# 2015 PITT PANTHERS SPRING FOOTBALL



## Ryan Winslow

Punter  
6-5 • 210 • SO\*  
Maple Glen, Pa.

# 18

- **Winslow 2014 Review**
- Seized the starting punting job in his first active collegiate season following a 2013 redshirt
- Averaged 40.1 yards on 50 punts for the year
- Had a career-long 51-yard punt at North Carolina
- Averaged a career-high 43.5 yards (on two punts) vs. Houston in the Armed Forces Bowl
- Named the ACC Specialist of the Week for his Virginia Tech performance; dropped five of his seven punts inside the Hokies' 15-yard line; four of his punts were inside the Virginia Tech 10 (at the 1, 5, 6 and 9-yard line); averaged 41.6 yards per punt for the game

### • Winslow Career Highs

*Punts:* 7, three times, last vs. Virginia Tech (10-16-14)

*Punt Avg.:* 43.5 vs. Houston (Armed Forces Bowl, 1-2-15)

*Long:* 51 vs. North Carolina (11-15-14)

*Inside 20:* 5 vs. Virginia Tech (10-16-14)

### • Winslow Career Statistics

Punting	No.	Yds.	Avg.	LG	TB	FC	I20	Blkd
2014	50	2,003	40.1	51	4	18	21	0



## Quintin Wirginis

Linebacker  
6-2 • 220 • SO  
Pittsburgh, Pa.

# 58

- **Wirginis 2014 Review**
- Played in all 12 regular-season games as a true freshman, serving on special teams and as a reserve linebacker
- Totaled five tackles
- Had a season-high two stops at Miami

### • Wirginis Career Highs


*Tackles:* 2 vs. Miami (11-29-14)

*TFLs:* 0

*Interceptions:* 0

### • Wirginis Career Statistics

Defense	G/GS	UT	AT	TOT	TFL	Sacks	FR	INT	PBU
2014	12/0	3	2	5	0-0	0.0	0	0	0



## Chris Wuestner

Wide Receiver  
6-2 • 205 • JR\*  
Carlisle, Pa.

# 17

- **Wuestner 2014 Review**
- Played in all 13 games, serving as a reserve receiver and in special teams capacities
- Had one catch for eight yards (vs. Delaware)
- Collected five tackles on special teams coverage units

### • Wuestner Career Highs

*Receptions:* 1, twice, last vs. Delaware (8-30-14)

*Receiving Yards:* 13 vs. Bowling Green (Little Caesars Pizza Bowl, 12-26-13)

*Receiving TDs:* 0

### • Wuestner Career Statistics

Receiving	G/GS	Rec.	Yards	Avg.	Long	TD	Pts.
2013	9/1	1	13	13.0	13	0	0
2014	13/0	1	8	8.0	8	0	0
<b>TOTAL</b>	<b>22/1</b>	<b>2</b>	<b>21</b>	<b>10.5</b>	<b>13</b>	<b>0</b>	<b>0</b>





# 2015 PITT PANTHERS SPRING FOOTBALL



## ALPHABETICAL SPRING ROSTER

25 Pat Amara* .....DB SO 6-2 190 Philadelphia, PA/West Catholic	87 Reggie Green.....LB SO* 6-2 225 Cranford, NJ/Cranford	84 Brian O'Neill .....TE FR* 6-6 245 Wilmington, DE/Salesianum School
22 Khari Anderson .....DB FR* 6-2 195 Aurora, OH/Hawken School	3 Nicholas Grigsby*** .....LB SR* 6-1 220 Trotwood, OH/Trotwood-Madison	83 Scott Orndoff** .....TE JR 6-5 260 Waynesburg, PA/Seton-LaSalle
35(D) George Aston .....FB FR* 6-0 240 Stephens City, VA/Sherando	50 Mike Grimm .....OL FR* 6-6 325 Bethel Park, PA/Bethel Park	31 Jaymar Parrish** .....FB JR 6-2 270 Monroeville, PA/Gateway
72 Carson Baker* .....OL SO* 6-5 330 Fairborn, OH/Fairborn	62 John Guy* .....OL JR* 6-7 285 Somerville, MA/New Hampton School (NH)	26 Jevonte Pitts** .....DB JR* 5-11 205 Forest Hills, PA/Woodland Hills/Milford (NY)
7 Adam Bertke .....QB FR* 6-6 210 Maria Stein, OH/Marion Local	81 Tony Harper* .....TE SO* 6-4 220 Toledo, OH/St. John's Jesuit	6 Lafayette Pitts*** .....DB SR* 5-11 195 Duquesne, PA/Woodland Hills
69 Adam Bisnowaty** .....OL JR* 6-6 305 Pittsburgh, PA/Fox Chapel	21 Malik Henderson .....DB FR 6-0 175 Plantation, FL/Hallandale	48 Zach Poker* .....DL SO* 6-4 240 Oconomowoc, WI/Oconomowoc
92 Rori Blair* .....DL SO 6-4 230 Pittsburgh, PA/Upper St. Clair	66 Mike Herndon .....OL FR* 6-4 320 Greenville, VA/Riverheads	53(D) Brian Popp .....LB FR* 6-0 220 Loveland, OH/Loveland
12 Chris Blewitt** .....PK JR 5-9 185 Alexandria, VA/West Potomac	86 J.P. Holtz*** .....TE SR 6-4 245 Pittsburgh, PA/Shaler Area	22(D) Jameel Poteat .....RB SR* 5-10 210 Harrisburg, PA/Bishop McDevitt
78 Alex Bookser .....OL FR* 6-6 295 Pittsburgh, PA/Mt. Lebanon	29 Rachid Ibrahim** .....RB JR 6-1 185 Rockville, MD/Avalon	5(D) Ejuan Price** .....DL SR* 6-0 255 Rankin, PA/Woodland Hills
11 Nate Bossory .....QB SO 6-3 235 Chelsea, MI/Chelsea	29(D) Oluwaseun Idowu .....DB FR* 6-0 185 Wexford, PA/North Allegheny	61 Pat Quirin* .....LS JR* 6-1 220 Pittsburgh, PA/Pittsburgh Central Catholic
23 Tyler Boyd** .....WR JR 6-2 190 Clairton, PA/Clairton	5 Chris James* .....RB SO 5-11 210 Chicago, IL/Notre Dame College Prep	60 Aaron Reese .....OL SO* 6-5 310 Chambersburg, PA/Chambersburg Area
4 Bam Bradley** .....LB JR* 6-2 230 Dayton, OH/Trotwood-Madison	54 Tyrique Jarrett* .....DL JR 6-3 335 Pittsburgh, PA/Taylor Allderdice/Milford (NY)	91 Darryl Render*** .....DL SR 6-2 275 Cleveland, OH/St. Edward
20 Dennis Briggs .....RB FR* 5-10 195 Wilkinsburg, PA/Shady Side Academy	53 Dorian Johnson** .....OL JR 6-5 300 Belle Vernon, PA/Belle Vernon Area	41 Anthony Rippole .....FB JR* 5-10 235 McKees Rocks, PA/Montour
26(D) Joey Brungo .....WR FR* 6-1 185 New Kensington, PA/Kiski Area	32(D) Jordan Jones .....WR FR* 6-3 215 Aurora, IL/Joliet Catholic Academy	71 Gabe Roberts* .....OL JR* 6-5 305 New London, WI/New London
30 Mike Caprara** .....LB JR* 6-0 225 Turtle Creek, PA/Woodland Hills	75 Jaryd Jones-Smith* .....OL SO* 6-7 335 Voorhees, NJ/West Catholic (PA)	57 Artie Rowell* .....OL SR* 6-2 315 Harrisburg, PA/Central Dauphin
80 Zach Challingsworth* .....WR SO* 6-2 190 McDonald, PA/South Fayette	43 Joey Kerle .....FB FR* 6-0 235 Harrisburg, PA/Bishop McDevitt	93 Shane Roy .....DL FR* 6-4 245 Reading, OH/Reading
24 James Conner** .....RB JR 6-2 250 Erie, PA/McDowell	38 Ryan Lewis** .....DB JR* 6-0 195 Seattle, WA/Eastlake	52 Shakir Soto** .....DL JR 6-3 270 Wilkes-Barre, PA/G.A.R. Memorial
50(D) Dom Cuono .....LB FR* 6-2 220 Tampa, FL/Carrollwood Day School	40(D) Colton Lively .....FB SO* 6-0 240 Lake Dallas, TX/Lake Dallas	94 Jeremiah Taleni* .....DL SO* 6-2 295 Kaneohe, HI/Kailua
39 Jaquawn Davidson .....WR FR* 6-2 170 Elizabeth, PA/Elizabeth Forward	27 Nico Lodovico .....LB SO* 6-1 215 Murrysville, PA/Franklin Regional	90 Hez Trahan .....DL FR* 6-4 250 Philadelphia, PA/Roman Catholic
59 Jamal Davis II .....LB FR* 6-2 200 Canton, OH/Canton McKinley	14 Avonte Maddox* .....DB SO 5-9 165 Detroit, MI/Martin Luther King	16 Chad Voytik** .....QB JR* 6-1 205 Cleveland, TN/Cleveland
76 Connor Dintino .....DL FR* 6-3 295 Mashpee, MA/Choate Rosemary Hall (CT)	67(D) Alec Maternowski .....LB FR* 5-11 200 Slinger, WI/Slinger	85 Jester Weah* .....WR SO* 6-3 205 Madison, WI/Madison Memorial
36 Michael Dunn .....DL SO* 6-3 240 Pittsburgh, PA/Bishop Canevin	48(D) Kellen Malone .....WR FR* 6-2 195 Dallas, TX/Jesuit College Preparatory School	2 Terrish Webb** .....DB JR 5-11 180 Clairton, PA/Clairton
45 Devon Edwards* .....TE SO* 6-4 260 Columbus, OH/Eastmoor Academy	15 Reggie Mitchell* .....DB JR* 6-0 185 Pittsburgh, PA/Shady Side Academy	35 Jalen Williams .....DB FR* 6-2 180 Newburgh, NY/Newburgh Free Academy
49 Nico Elms .....LB SO* 6-0 210 Gibsonia, PA/Pine-Richland	56 Justin Moody* .....DL SO* 6-3 280 Philadelphia, PA/George Washington	18 Ryan Winslow* .....P SO* 6-5 210 Maple Glen, PA/La Salle College H.S.
30(D) Stephen Ezekoye .....RB FR* 5-9 175 Kensington, MD/Albert Einstein/Phillips Exeter Acad. (NH)	95 Khaynin Mosley-Smith*** .....DL SR* 6-0 310 Pittsburgh, PA/Woodland Hills/Milford (NY)	58 Quintin Wirginis* .....LB SO 6-2 220 Pittsburgh, PA/Fox Chapel
40 James Folston .....LB FR* 6-3 200 Cocoa, FL/Cocoa	32 Phillipie Motley .....DB FR* 5-10 170 Columbus, OH/Hilliard Davidson	17 Chris Wuestner** .....WR JR* 6-2 205 Carlisle, PA/Carlisle
19 Dontez Ford* .....WR JR* 6-2 205 McKees Rocks, PA/Sto-Rox	67 David Murphy*** .....LS SR* 6-1 220 Buffalo, NY/St. Francis	28 Elijah Zeise .....WR FR* 6-2 195 Pittsburgh, PA/North Allegheny
47 Matt Galambos** .....LB JR 6-2 245 Collingdale, PA/The Haverford School	64 Trent Neavin .....DL SO* 6-0 260 Martins Ferry, OH/Martins Ferry	
77 Alex Galiyas .....OL FR* 6-2 270 Dexter, MI/Detroit Catholic Central	63 Alex Officer* .....OL SO* 6-4 335 Rochester, NY/Eastridge	
45(D) Nick Goldsmith .....P FR* 6-2 210 Dyer, IN/St. Rita of Cascia (IL)	37 Qadree Ollison .....RB FR* 6-2 215 Niagara Falls, NY/Canisius	

\* following class denotes redshirt season

\* following name denotes letters earned

(D) denotes duplicate number



# 2015 PITT PANTHERS SPRING FOOTBALL



## NUMERICAL SPRING ROSTER

2	Terrish Webb**.....DB	JR	5-11	180	31	Jaymar Parrish**.....FB	JR	6-2	270	61	Pat Quirin*.....LS	JR*	6-1	220
	Clairton, PA/Clairton					Monroeville, PA/Gateway					Pittsburgh, PA/Pittsburgh Central Catholic			
3	Nicholas Grigsby***.....LB	SR*	6-1	220	32	Phillipie Motley.....DB	FR*	5-10	170	62	John Guy*.....OL	JR*	6-7	285
	Trotwood, OH/Trotwood-Madison					Columbus, OH/Hilliard Davidson					Somerville, MA/New Hampton School (NH)			
4	Bam Bradley**.....LB	JR*	6-2	230	32(D)	Jordan Jones.....WR	FR*	6-3	215	63	Alex Officer*.....OL	SO*	6-4	335
	Dayton, OH/Trotwood-Madison					Aurora, IL/Joliet Catholic Academy					Rochester, NY/Eastridge			
5	Chris James*.....RB	SO	5-11	210	35	Jalen Williams.....DB	FR*	6-2	180	64	Trent Neavin.....DL	SO*	6-0	260
	Chicago, IL/Notre Dame College Prep					Newburgh, NY/Newburgh Free Academy					Martins Ferry, OH/Martins Ferry			
5(D)	Ejuan Price**.....DL	SR*	6-0	255	35(D)	George Aston.....FB	FR*	6-0	240	66	Mike Herndon.....OL	FR*	6-4	320
	Rankin, PA/Woodland Hills					Stephens City, VA/Sherando					Greenville, VA/Riverheads			
6	Lafayette Pitts***.....DB	SR*	5-11	195	36	Michael Dunn.....DL	SO*	6-3	240	67	David Murphy***.....LS	SR*	6-1	220
	Duquesne, PA/Woodland Hills					Pittsburgh, PA/Bishop Canevin					Buffalo, NY/St. Francis			
7	Adam Bertke.....QB	FR*	6-6	210	37	Qadree Ollison.....RB	FR*	6-2	215	67(D)	Alec Maternowski.....LB	FR*	5-11	200
	Maria Stein, OH/Marion Local					Niagara Falls, NY/Canisius					Slinger, WI/Slinger			
11	Nate Bossory.....QB	SO	6-3	235	38	Ryan Lewis**.....DB	JR*	6-0	195	69	Adam Bisnowaty**.....OL	JR*	6-6	305
	Chelsea, MI/Chelsea					Seattle, WA/Eastlake					Pittsburgh, PA/Fox Chapel			
12	Chris Blewitt**.....PK	JR	5-9	185	39	Jaquaun Davidson.....WR	FR*	6-2	170	71	Gabe Roberts*.....OL	JR*	6-5	305
	Alexandria, VA/West Potomac					Elizabeth, PA/Elizabeth Forward					New London, WI/New London			
14	Avonte Maddox*.....DB	SO	5-9	165	40	James Folston.....LB	FR*	6-3	200	72	Carson Baker*.....OL	SO*	6-5	330
	Detroit, MI/Martin Luther King					Cocoa, FL/Cocoa					Fairborn, OH/Fairborn			
15	Reggie Mitchell*.....DB	JR*	6-0	185	40(D)	Colton Lively.....FB	SO*	6-0	240	75	Jaryd Jones-Smith*.....OL	SO*	6-7	335
	Pittsburgh, PA/Shady Side Academy					Lake Dallas, TX/Lake Dallas					Voorhees, NJ/West Catholic (PA)			
16	Chad Voytik**.....QB	JR*	6-1	205	41	Anthony Rippole.....FB	JR*	5-10	235	76	Connor Dintino.....DL	FR*	6-3	295
	Cleveland, TN/Cleveland					McKees Rocks, PA/Montour					Mashpee, MA/Choate Rosemary Hall (CT)			
17	Chris Wuestner**.....WR	JR*	6-2	205	43	Joey Kerle.....FB	FR*	6-0	235	77	Alex Galiyas.....OL	FR*	6-2	270
	Carlisle, PA/Carlisle					Harrisburg, PA/Bishop McDevitt					Dexter, MI/Detroit Catholic Central			
18	Ryan Winslow*.....P	SO*	6-5	210	45	Devon Edwards*.....TE	SO*	6-4	260	78	Alex Bookser.....OL	FR*	6-6	295
	Maple Glen, PA/La Salle College H.S.					Columbus, OH/Eastmoor Academy					Pittsburgh, PA/Mt. Lebanon			
19	Dontez Ford*.....WR	JR*	6-2	205	45(D)	Nick Goldsmith.....P	FR*	6-2	210	80	Zach Challingsworth*.....WR	SO*	6-2	190
	McKees Rocks, PA/Sto-Rox					Dyer, IN/St. Rita of Cascia (IL)					McDonald, PA/South Fayette			
20	Dennis Briggs.....RB	FR*	5-10	195	47	Matt Galambos**.....LB	JR	6-2	245	81	Tony Harper*.....TE	SO*	6-4	220
	Wilkinsburg, PA/Shady Side Academy					Collingdale, PA/The Haverford School					Toledo, OH/St. John's Jesuit			
21	Malik Henderson.....DB	FR	6-0	175	48	Zach Poker*.....DL	SO*	6-4	240	83	Scott Orndoff**.....TE	JR	6-5	260
	Plantation, FL/Hallandale					Oconomowoc, WI/Oconomowoc					Waynesburg, PA/Seton-LaSalle			
22	Khari Anderson.....DB	FR*	6-2	195	48(D)	Kellen McAlone.....WR	FR*	6-2	195	84	Brian O'Neill.....TE	FR*	6-6	245
	Aurora, OH/Hawken School					Dallas, TX/Jesuit College Preparatory School					Wilmington, DE/Salesianum School			
22(D)	Jameel Poteat.....RB	SR*	5-10	210	49	Nico Elms.....LB	SO*	6-0	210	85	Jester Weah*.....WR	SO*	6-3	205
	Harrisburg, PA/Bishop McDevitt					Gibsonia, PA/Pine-Richland					Madison, WI/Madison Memorial			
23	Tyler Boyd**.....WR	JR	6-2	190	50	Mike Grimm.....OL	FR*	6-6	325	86	J.P. Holtz***.....TE	SR	6-4	245
	Clairton, PA/Clairton					Bethel Park, PA/Bethel Park					Pittsburgh, PA/Shaler Area			
24	James Conner**.....RB	JR	6-2	250	50(D)	Dom Cuono.....LB	FR*	6-2	220	87	Reggie Green.....LB	SO*	6-2	225
	Erie, PA/McDowell					Tampa, FL/Carrollwood Day School					Cranford, NJ/Cranford			
25	Pat Amara*.....DB	SO	6-2	190	52	Shakir Soto**.....DL	JR	6-3	270	90	Hez Trahan.....DL	FR*	6-4	250
	Philadelphia, PA/West Catholic					Wilkes-Barre, PA/G.A.R. Memorial					Philadelphia, PA/Roman Catholic			
26	Jevonte Pitts**.....DB	JR*	5-11	205	53	Dorian Johnson**.....OL	JR	6-5	300	91	Darryl Render***.....DL	SR	6-2	275
	Forest Hills, PA/Woodland Hills/Milford (NY)					Belle Vernon, PA/Belle Vernon Area					Cleveland, OH/St. Edward			
26(D)	Joey Brungo.....WR	FR*	6-1	185	53(D)	Brian Popp.....LB	FR*	6-0	220	92	Rori Blair*.....DL	SO	6-4	230
	New Kensington, PA/Kiski Area					Loveland, OH/Loveland					Pittsburgh, PA/Upper St. Clair			
27	Nico Lodovico.....LB	SO*	6-1	215	54	Tyrique Jarrett*.....DL	JR	6-3	335	93	Shane Roy.....DL	FR*	6-4	245
	Murrysville, PA/Franklin Regional					Pittsburgh, PA/Taylor Allderidge/Milford (NY)					Reading, OH/Reading			
28	Elijah Zeise.....WR	FR*	6-2	195	56	Justin Moody*.....DL	SO*	6-3	280	94	Jeremiah Talenti*.....DL	SO*	6-2	295
	Pittsburgh, PA/North Allegheny					Philadelphia, PA/George Washington					Kaneohe, HI/Kailua			
29	Rachid Ibrahim**.....RB	JR	6-1	185	57	Artie Rowell*.....OL	SR*	6-2	315	95	Khaynin Mosley-Smith***.....DL	SR*	6-0	310
	Rockville, MD/Avalon					Harrisburg, PA/Central Dauphin					Pittsburgh, PA/Woodland Hills/Milford (NY)			
29(D)	Oluwaseun Idowu.....DB	FR*	6-0	185	58	Quintin Wirginis*.....LB	SO	6-2	220					
	Wexford, PA/North Allegheny					Pittsburgh, PA/Fox Chapel								
30	Mike Caprara**.....LB	JR*	6-0	225	59	Jamal Davis II.....LB	FR*	6-2	200					
	Turtle Creek, PA/Woodland Hills					Canton, OH/Canton McKinley								
30(D)	Stephen Ezekoye.....RB	FR*	5-9	175	60	Aaron Reese.....OL	SO*	6-5	310					
	Kensington, MD/Albert Einstein/Phillips Exeter Acad. (NH)					Chambersburg, PA/Chambersburg Area								

\* following class denotes redshirt season

\* following name denotes letters earned

(D) denotes duplicate number



# 2015 PITT PANTHERS SPRING FOOTBALL



## 2015 PITT RECRUITING CLASS

Name	Pos.	Ht.	Wt.	Hometown/High School
Saleem Brightwell	LB	6-0	195	Palisades Park, N.J./Paramus Catholic
Ben DiNucci	QB	6-2	190	Gibsonia, Pa./Pine-Richland
Allen Edwards	DL	6-4	235	Miami, Fla./Dean College (Mass.)/Immaculata-La Salle (Fla.)
Darrin Hall	RB	5-11	215	Youngstown, Ohio/Austintown Fitch
Malik Henderson*	DB	6-0	175	Plantation, Fla./Hallandale
Quadree Henderson	WR	5-8	170	Wilmington, Del./Alexis I. du Pont
Gentry Ivery	WR	6-1	195	Mansfield, Texas/Mansfield Legacy
Dane Jackson	DB	6-0	165	Coraopolis, Pa./Cornell (Quaker Valley)
Anthony McKee	LB	6-2	200	Columbus, Ohio/Marion-Franklin
Alex Paulina	OL	6-3	300	Canonsburg, Pa./Canon-McMillan
Nathan Peterman	QB	6-2	220	Fruit Cove, Fla./Bartram Trail H.S./University of Tennessee
Tony Pilato	OL	6-5	315	Greensburg, Pa./Hempfield Area
Jay Stocker	DB	6-2	185	Coatesville, Pa./Coatesville Area
Tre Tipton	WR	6-0	170	Apollo, Pa./Apollo-Ridge
Jordan Whitehead	DB	5-11	185	Aliquippa, Pa./Central Valley

\* January enrollee





## 2015 PITT RECRUIT BIO CAPSULES

### **Saleem Brightwell, LB, 6-0, 195, Palisades Park, N.J./Paramus Catholic**

Highly decorated and productive linebacker who compiled nearly 200 tackles his final two seasons at perennial New Jersey power Paramus Catholic...first team All-New Jersey...first team All-New Jersey Non-Public...first team All-Bergen County...compiled 84 tackles, 12 TFLs and eight sacks as a senior...helped Paramus Catholic to a 9-2 record and its third consecutive Non-Public, Group 4 championship game...the Paladins finished fourth in the final NJ.com Top 20 (all classifications)...his junior year, had 100 tackles, six TFLs and 5.5 sacks in helping his team to the Non-Public, Group 4 title...started at strong safety as a sophomore...led team to a three-year mark of 29-6 (.829)...rated one of New Jersey's top 25 overall prospects by ESPN (No. 11), Rivals (No. 18), Scout (No. 20) and 247Sports (No. 23)...played under Coach Chris Partridge.

### **Ben DiNucci, QB, 6-2, 190, Gibsonia, Pa./Pine-Richland**

Enjoyed a prolific senior year at Pine-Richland, becoming the first player in Pennsylvania history to throw for 4,000 yards in a season...passed for 4,269 yards and 46 touchdowns in leading Pine-Richland to a 15-1 record, the WPIAL Class AAAA championship and PIAA title game...USA Today All-American (second team)...Pennsylvania's Gatorade Player of the Year...Pennsylvania Sports Writers Class AAAA Player of the Year...Pennsylvania Football News Class AAAA Offensive Player of the Year...Pittsburgh Post-Gazette "Fabulous 22"...Pittsburgh Tribune-Review "Terrific 25"...a starter for the Rams since his sophomore year, DiNucci threw for 7,619 yards and 72 TDs during his career...rated the No. 10 overall prospect in the state by ESPN...rated the nation's No. 27 pocket-passer quarterback by ESPN...played under Coach Eric Kasperowicz, a former player at Pitt from 1994-97.

### **Allen Edwards, DL, 6-4, 235, Miami, Fla./Dean College (Mass.)**

Junior-college defensive end prospect who played at Dean College during the 2013 and 2014 seasons...will have junior eligibility at Pitt for the 2015 season...first team All-Northeast Football Conference...led Dean with 13.5 TFLs and eight sacks during the 2014 season...played under Dean head coach Todd Vasey...as a high school senior at Miami's Immaculata-La Salle, collected 48 tackles and 10 sacks.

### **Darrin Hall, RB, 5-11, 215, Youngstown, Ohio/Austintown Fitch**

Rated one of the top 10 overall prospects in Ohio by Rivals despite an injury-shortened senior season...played in only four full games in 2014 due to a knee injury...as a junior, was named to the Associated Press Division I All-Ohio Team after rushing for 1,465 yards and 13 touchdowns on 241 carries (6.1 avg.)...his sophomore year, Hall rushed for 960 yards and 14 TDs on 125 carries (7.7 avg.)...in three varsity seasons at Fitch, totaled 2,814 yards and 31 TDs on 433 carries (6.5 avg.)...during his all-state junior season, Hall led the Falcons to a 12-1 record and the third round of the Ohio Division I playoffs...named to the Rivals 250 (No. 195) and Scout 300 (No. 270)...rated one of the top 20 overall prospects in Ohio by Rivals (No. 8), ESPN (No. 11), 247Sports (No. 15) and Scout (No. 19)...played under Coach Phil Annarella.

### **Malik Henderson, DB, 6-0, 175, Plantation, Fla./Hallandale**

Early high school graduate who enrolled at Pitt in January and will participate in spring drills...a starting cornerback who helped Hallandale to an 11-1 record and the Florida 6A playoffs as a senior...played under Coach Dameon Jones...a relative newcomer to football, he did not start playing the game until his sophomore year of high school...despite his inexperience, Henderson garnered multiple FBS scholarship offers prior to his senior year, including Arkansas and Indiana.

—2015 Recruits Continued—



## 2015 PITT PANTHERS SPRING FOOTBALL



### **Quadree Henderson, WR, 5-8, 170, Wilmington, Del./Alexis I. du Pont**

The top overall prospect in Delaware according to ESPN, Rivals and Scout...selected first team All-Delaware Interscholastic Football Coaches Association (DIFCA) at three different positions—wide receiver, defensive back and returner...as a senior, had 36 receptions for 826 yards (22.9 avg.) and 13 touchdowns...on defense had 37 tackles and four interceptions...had two kickoff return TDs...was a two-way starter at wide receiver and cornerback in each of his three varsity seasons at A.I. du Pont...as a junior, compiled 31 catches for 831 yards (26.8 avg.) and 10 touchdowns, while rushing for 164 yards and a TD on 16 carries (10.3 avg.)...also had five touchdowns on returns (two interceptions, two kickoffs and a punt)...second team All-DIFCA at receiver as a junior...played under Coach Zeb Blum...rated the nation's No. 21 all-purpose back by 247Sports...also a track standout who has been timed at 10.8 in the 100 meters.

### **Gentry Ivery, WR, 6-1, 195, Mansfield, Texas/Mansfield Legacy**

Under the radar Texas prospect who was the leading receiver in District 14-5A as a senior...compiled 42 receptions for 586 yards (13.9 avg.) and nine touchdowns...first team All-District 14-5A...versatile contributor who also averaged 11.8 yards per rush, carrying 23 times for 271 yards and two TDs...averaged 27.4 yards per kickoff return (19 for 520 yards and two TDs)...had a team-high 80 points (13 touchdowns and one 2-point conversion)...as a junior, played for a Legacy team that featured three 1,000-yard rushers...had 10 receptions for 187 yards (18.7 avg.) and three touchdowns as a junior...played under Coach Chris Melson.

### **Dane Jackson, DB, 6-0, 165, Coraopolis, Pa./Cornell (Quaker Valley)**

One of the WPIAL's top dual-threat quarterbacks, Jackson was limited to four games as a senior due to a preseason knee injury...sustained the injury in training camp but, following his rehabilitation, was able to play in Quaker Valley's final four contests at quarterback and defensive back...in an abbreviated season, completed 31-of-62 passes for 539 yards and seven touchdowns, and rushed for 286 yards and five TDs on 48 carries (5.9 avg.)...had two interceptions and a fumble recovery on defense...compiled more than 2,000 yards in total offense as a junior (1,111 rushing and 975 passing) and was responsible for 23 touchdowns (10 rushing and 13 passing) in leading Quaker Valley to an 8-3 record and the 2013 WPIAL Class AA playoffs...junior year honors include Pittsburgh Tribune-Review "Terrific 25" and All-Century Conference as an all-purpose player and defensive back...rated the No. 33 overall prospect in Pennsylvania by Scout and No. 40 by ESPN...played under Coach John Tortorela...played football for Quaker Valley through a cooperative agreement but will graduate from Cornell High School (Cornell does not field a football program)...Jackson stars in basketball at Cornell, averaging nearly 30 points per game...he scored a Cornell single-game record 51 points in a 92-63 win against Rochester earlier this year.

### **Anthony McKee, LB, 6-2, 200, Columbus, Ohio/Marion-Franklin**

Highly recruited and highly rated Ohio linebacker prospect...played in only seven games as a senior at Marion-Franklin due to transfer guidelines...played at Walnut Ridge as a junior and sophomore...All-Ohio Division IV Special Mention and first team All-Central District Division IV as a senior...played free safety, wide receiver and punter for Marion-Franklin...had 63 tackles, four sacks and three interceptions, returning one for a 90-yard touchdown...as a junior linebacker at Walnut Ridge, was named first team All-Central District Division II, All-Ohio Division II (third team) and to The Columbus Dispatch All-Metro Team (second team)...selected to play in the Ohio High School Football Coaches Association (OHSFCA) North-South All-Star Classic...named to the Scout 300 (No. 263)...rated one of Ohio's top 25 overall prospects by ESPN (No. 12), 247Sports (No. 17), Scout (No. 18) and Rivals (No. 24)...rated one of the nation's top 25 outside linebackers by Scout (No. 22) and ESPN (No. 25)...played under Marion-Franklin coach Brian Haffele.

—2015 Recruits Continued—



# 2015 PITT PANTHERS SPRING FOOTBALL



## **Alex Paulina, OL, 6-3, 300, Canonsburg, Pa./Canon-McMillan**

A varsity starter at Class AAAA Canon-McMillan since his freshman season...played on both sides of the line for the Big Macs but was especially distinguished on offense...Pennsylvania Football News second team All-Class AAAA...Pittsburgh Post-Gazette South "Fabulous 22"...The Almanac "Pigskin Premieres"...All-Southeastern Conference...rated the No. 12 overall prospect in Pennsylvania by ESPN, No. 13 by Rivals, No. 19 by 247Sports and No. 21 by Scout...played under Canon-McMillan head coaches Ron Coder and Terry George.

## **Nathan Peterman, QB, 6-2, 220, Fruit Cove, Fla./Bartram Trail H.S./Univ. of Tennessee**

Graduate transfer from the University of Tennessee...will have two seasons of eligibility remaining at Pitt...during the 2013 and 2014 seasons at Tennessee, played in 11 games and started two contests...completed 20-of-43 passes for 94 yards with two interceptions...redshirted during the 2012 season...as a senior at Bartram Trail High in 2011, completed 63% of his passes (199 of 315) for 2,932 yards and 36 touchdowns...36 TD passes ranked second all-time in St. Johns County history, trailing only Tim Tebow's 46 in 2004...Peterman also rushed for 319 yards and five TDs...selected first team All-Florida Class 6A...St. Johns County Player of the Year...The Florida Times-Union All-First Coast...led Bartram Trail to a 12-2 record and the Florida 6A semifinals as a senior...played in the Offense-Defense All-American Bowl...rated the nation's No. 10 quarterback prospect by Rivals...rated one of Florida's top 50 overall prospects by Rivals (No. 43) and 247Sports (No. 50)...played under Bartram Trails coach Darrell Sutherland.

## **Tony Pilato, OL, 6-5, 315, Greensburg, Pa./Hempfield Area**

One of Pennsylvania's most highly regarded offensive linemen...primarily a tackle during his career, he moved to center as a senior to fortify Hempfield's offensive line...also started at defensive tackle...Greensburg Tribune-Review "Terrific 25"...Pittsburgh Post-Gazette East "Fabulous 22"...All-Foothills Conference...in signing with Pitt, Pilato follows in the footsteps of his father, Sam, who was an offensive lineman for the Panthers in the early 1980s...rated Pennsylvania's No. 17 overall prospect by 247Sports, No. 24 by Scout, No. 27 by Rivals and No. 28 by ESPN...played under Coach Rich Bowen...Pilato is also a three-year starter in basketball who ranks among the WPIAL's top post players...was a Tribune-Review "Terrific 10" honoree in that sport.

## **Jay Stocker, DB, 6-2, 185, Coatesville, Pa./Coatesville Area**

Highly coveted defensive back rated the state's No. 8 overall prospect by ESPN...a two-way All-Ches-Mont National Division Team selection as a defensive back and "athlete"...Daily Local News All-Area...Honorable Mention Pennsylvania Football News All-Class AAAA...at safety, collected 46 tackles, four tackles for loss and two interceptions...also a starting wide receiver who had 37 catches for 442 yards (11.9 avg.) and three touchdowns...rushed nine times for 99 yards (11.0 avg.)...a three-year starter in Coatesville's secondary, helping the Red Raiders to a combined 35-6 mark (.854)...as a senior, led team to a 13-1 record and the quarterfinals of the PIAA Class AAAA playoffs...his sophomore year, Coatesville went 13-3 and was the PIAA Class AAAA runner-up...in addition to his top 10 rating in the state by ESPN, is considered Pennsylvania's No. 11 overall prospect by Rivals and No. 14 by 247Sports and Scout...played under Coach Matt Ortega.

—2015 Recruits Continued—





## 2015 PITT PANTHERS SPRING FOOTBALL



### **Tre Tipton, WR, 6-0, 170, Apollo, Pa./Apollo-Ridge**

One of the WPIAL's most versatile talents...played quarterback, receiver and defensive back as a senior...rushed for 1,028 yards on 86 carries (11.9 avg.), threw for 515 yards on 31-of-68 passing and also had 475 receiving yards on 25 receptions (19.0 avg.)...scored 18 total touchdowns...selected All-State Class AA by the Pennsylvania Sports Writers and Pennsylvania Football News in the "athlete" category...named to the Pennsylvania Football News 2014 #TeamPA, which recognizes the best players in the state regardless of school classification...Pittsburgh Post-Gazette "Fabulous 22"...Pittsburgh Tribune-Review "Terrific 25"...led Apollo-Ridge to a 9-2 record and the quarterfinals of the WPIAL Class AA playoffs...played under Coach John Skiba, an offensive lineman at Pitt from 1988-92...rated the No. 23 overall prospect in Pennsylvania by ESPN, No. 31 by Rivals and Scout, and No. 38 by 247Sports...a three-sport standout who also excelled in basketball and track and field...in addition to leading Apollo-Ridge's football and basketball teams to the WPIAL playoffs during his career, he helped the track and field team to its first section championship in 20 years...WPIAL runner-up and a state qualifier in the long jump...selected Valley News Dispatch Male Athlete of the Year.

### **Jordan Whitehead, DB, 5-11, 185, Aliquippa, Pa./Central Valley**

Pennsylvania's No. 1 overall prospect according to Rivals...one of the most highly recruited cornerbacks in the country...a playmaker on both sides of the ball for Central Valley, where he was a starter since his freshman year...was especially prolific as a senior...in his final season, totaled 35 touchdowns, scoring five different ways...scored TDs by rushing, receiving, interception return, kickoff return and punt return...average length of his TDs was 43.7 yards...rushed for 1,933 yards on 148 attempts (13.1 avg.)...had 24 receptions for 471 yards (19.6 avg.)...compiled 97 tackles and seven interceptions on defense...led Central Valley to a 15-1 record, the WPIAL Class AAA championship and the PIAA state title game...Pittsburgh Post-Gazette and Pittsburgh Tribune-Review Player of the Year...selected All-State Class AAA by the Pennsylvania Sports Writers...Pennsylvania Football News first team All-Class AAA...Pennsylvania Football News Class AAA Defensive Player of the Year...named to the Pennsylvania Football News 2014 #TeamPA, which recognizes the best players in the state regardless of school classification...recipient of the Pittsburgh Athletic Association Mercury Award, honoring the top high school football player in Western Pennsylvania...rated the nation's No. 6 cornerback by Rivals, No. 11 by ESPN, No. 17 by Scout and No. 20 by 247Sports...named to the Rivals 100 (No. 75), Scout 300 (No. 128), ESPN 300 (No. 142) and Top247 (No. 163)...played under Coach Mark Lyons.

—PITT—



# 2015 PITT PANTHERS SPRING FOOTBALL



## 2014 GAME-BY-GAME STARTING LINEUPS

### OFFENSE

GAME	WR	WR	LT	LG	C	RG	RT	TE	QB	TB	HB
<b>Delaware</b>	Boyd	Garner	Bisnowaty	Johnson	Rowell	Rotheram	Clemmings	Holtz	Voytik	Conner	Parrish
<b>Boston College</b>	Boyd	Garner	Bisnowaty	Johnson	Rowell	Rotheram	Clemmings	Holtz	Voytik	Conner	Parrish
<b>FIU</b>	Boyd	Garner	Bisnowaty	Johnson	Officer	Rotheram	Clemmings	Holtz	Voytik	Conner	Parrish
<b>Iowa</b>	Boyd	Garner	Bisnowaty	Johnson	Officer	Rotheram	Clemmings	Holtz	Voytik	Conner	Parrish
<b>Akron</b>	Boyd	Garner	Bisnowaty	Johnson	Roberts	Rotheram	Clemmings	Holtz	Voytik	Conner	Parrish
<b>Virginia</b>	Boyd	Garner	Jones-Smith	Johnson	Officer	Rotheram	Clemmings	Holtz	Voytik	Conner	Parrish
<b>Virginia Tech</b>	Boyd	Garner	Bisnowaty	Johnson	Officer	Rotheram	Clemmings	Holtz	Voytik	Conner	Parrish
<b>Georgia Tech</b>	Boyd	Garner	Bisnowaty	Johnson	Officer	Rotheram	Clemmings	Holtz	Voytik	Conner	Parrish
<b>Duke</b>	Boyd	Garner	Bisnowaty	Johnson	Officer	Rotheram	Clemmings	Holtz	Voytik	Conner	Parrish
<b>North Carolina</b>	Boyd	Jennings	Bisnowaty	Johnson	Officer	Rotheram	Clemmings	Holtz	Voytik	Conner	Parrish
<b>Syracuse</b>	Ford	Weatherspoon	Jones-Smith	Johnson	Officer	Rotheram	Clemmings	Holtz	Voytik	Conner	Parrish
<b>Miami</b>	Boyd	Ford	Jones-Smith	Johnson	Officer	Rotheram	Clemmings	Holtz	Voytik	Conner	Parrish
<b>Houston</b>	Boyd	Ford	Bisnowaty	Johnson	Officer	Rotheram	Clemmings	Holtz	Voytik	Conner	Parrish

### DEFENSE

GAME	DE	DT	NT	DE	SLB	MLB	WLB	CB	CB	FS	SS
<b>Delaware</b>	Soto	Render	Mosley-Smith	Durham	Gonzalez	Galambos	Thomas	L. Pitts	Mitchell	Vinopal	Webb
<b>Boston College</b>	Soto	Render	Mosley-Smith	Durham	Gonzalez	Galambos	Thomas	L. Pitts	Mitchell	Vinopal	Webb
<b>FIU</b>	Soto	Render	Mosley-Smith	Macleam	Gonzalez	Galambos	Thomas	L. Pitts	Mitchell	Vinopal	Webb
<b>Iowa</b>	Soto	Render	Mosley-Smith	Blair	Gonzalez	Galambos	Thomas	L. Pitts	Mitchell	Vinopal	Webb
<b>Akron</b>	Soto	Render	Mosley-Smith	Blair	Gonzalez	Bradley	Mitchell*	L. Pitts	Maddox	Vinopal	Webb
<b>Virginia</b>	Soto	Render	Mosley-Smith	Durham	Gonzalez	Galambos	Thomas	L. Pitts	Mitchell	Vinopal	Webb
<b>Virginia Tech</b>	Soto	Render	Mosley-Smith	Durham	Gonzalez	Galambos	Amara*	L. Pitts	Mitchell	Vinopal	Webb
<b>Georgia Tech</b>	Soto	Render	Mosley-Smith	Durham	Gonzalez	Grigsby	Thomas	L. Pitts	Mitchell	Vinopal	Webb
<b>Duke</b>	Soto	Render	Mosley-Smith	Durham	Gonzalez	Thomas	Amara*	L. Pitts	Maddox	Vinopal	Mitchell
<b>North Carolina</b>	Soto	Render	Mosley-Smith	Durham	Gonzalez	Galambos	Thomas	L. Pitts	Maddox	Vinopal	Mitchell
<b>Syracuse</b>	Soto	Render	Mosley-Smith	Durham	Gonzalez	Galambos	Thomas	L. Pitts	Maddox	Vinopal	Mitchell
<b>Miami</b>	Soto	Moody	Mosley-Smith	Durham	Gonzalez	Galambos	Thomas	L. Pitts	Maddox	Vinopal	Mitchell
<b>Houston</b>	Soto	Moody	Taleni	Durham	Gonzalez	Galambos	Thomas	L. Pitts	Maddox	Vinopal	Mitchell

\* Pitt started in a nickel vs. Akron, Virginia Tech and Duke



# 2014 HONORS & AWARDS

**ADAM BISNOWATY—OFFENSIVE TACKLE**

ACC All-Academic Football Team

**CHRIS BLEWITT—PLACEKICKER**

ACC Specialist of the Week (Boston College)

**TYLER BOYD—WIDE RECEIVER**

SI.com All-American (second team, all-purpose player)

Phil Steele All-American (third team, receiver)

All-ACC (first team, receiver) (media and coaches)

All-ACC (second team, returner) (media and coaches)

ECAC FBS All-Star Team (receiver and returner)

ACC Receiver of the Week (Syracuse)

ACC Specialist of the Week (Miami)

ESPN.com ACC "Helmet Sticker" (North Carolina)

ESPN.com ACC "Helmet Sticker" (Miami)

Paul Hornung Award Honor Roll (North Carolina)

Biletnikoff Award Watch List

Maxwell Award Watch List

Paul Hornung Award Watch List

**T.J. CLEMMINGS—OFFENSIVE TACKLE**

FWAA All-American (second team)

Phil Steele All-American (second team)

All-ACC (first team) (media and coaches)

ACC Offensive Lineman of the Week (Boston College)

ACC Co-Offensive Lineman of the Week (Virginia Tech)

ACC Co-Offensive Lineman of the Week (Duke)

**JAMES CONNER—RUNNING BACK**

AFC A All-American (first team)

Associated Press All-American (second team)

FWAA All-American (second team)

Phil Steele All-American (second team)

Sporting News All-American (second team)

USA TODAY All-American (second team)

Walter Camp Football Foundation All-American (second team)

ACC Overall Player of the Year (media and coaches)

ACC Offensive Player of the Year (media and coaches)

All-ACC (first team) (media and coaches)

ECAC FBS All-Star Team

Doak Walker Award Semifinalist

Maxwell Award Semifinalist

Maxwell Award National Player of the Week (Boston College)

Maxwell Award National Player of the Week (Duke)

ACC Offensive Back of the Week (Delaware)

ACC Offensive Back of the Week (Boston College)

ACC Co-Offensive Back of the Week (Duke)

ESPN.com ACC "Helmet Sticker" (Delaware)

ESPN.com ACC "Helmet Sticker" (Boston College)

ESPN.com ACC "Helmet Sticker" (FIU)

ESPN.com ACC "Helmet Sticker" (Iowa)

ESPN.com ACC "Helmet Sticker" (Duke)

ESPN.com ACC "Helmet Sticker" (North Carolina)

ESPN National Helmet Sticker (Mark May) (Boston College)

Athlon Sports ACC Player of the Week (Boston College)

ECAC Co-Offensive Player of the Week (Delaware)

ECAC Offensive Player of the Week (Duke)

Doak Walker Award Watch List

Maxwell Award Watch List

Paul Hornung Award Watch List

**DAVID DURHAM—DEFENSIVE END**

ACC All-Academic Football Team

**ANTHONY GONZALEZ—LINEBACKER**

Honorable Mention All-ACC (coaches)

**CHRIS JAMES—RUNNING BACK**

ECAC Rookie of the Week (Delaware)

**AVONTE MADDOX—CORNERBACK**

ACC All-Academic Football Team

**REGGIE MITCHELL—CORNERBACK**

ACC All-Academic Football Team

ACC Defensive Back of the Week (Virginia Tech)

ECAC Co-Defensive Player of the Week (Virginia Tech)

**MATT ROTHERAM—OFFENSIVE GUARD**

All-ACC (second team) (coaches)

All-ACC (third team) (media)

ACC All-Academic Football Team

ECAC FBS All-Star Team

ACC Offensive Lineman of the Week (Delaware)

**ARTIE ROWELL—CENTER**

Rimington Trophy Watch List

**RAY VINOPAL—SAFETY**

ACC All-Academic Football Team

Capital One Academic All-District 2 Football Team

**CHAD VOYTIK—QUARTERBACK**

ACC All-Academic Football Team

ESPN.com ACC "Helmet Sticker" (Virginia Tech)

Paul Hornung Award Honor Roll (Virginia Tech)

Capital One Academic All-District 2 Football Team

**RYAN WINSLOW—PUNTER**

ACC All-Academic Football Team

ACC Specialist of the Week (Virginia Tech)

ECAC Special Teams Player of the Week (Virginia Tech)





# 2015 PITT PANTHERS SPRING FOOTBALL



## PITT 62 DELAWARE 0

Aug. 30, 2014 • Heinz Field • 40,549

Pitt rolled to its most lopsided season-opening win in 101 years... the 62-0 victory was Pitt's largest in an opener since a 67-0 win over Ohio Northern in 1913...overall it was the Panthers' largest margin of victory since 1977 (76-0 vs. Temple)...Pitt reached 60 points for the first time since 1995 (a 66-30 win vs. Eastern Michigan)...James Conner rushed for 153 yards and four TDs on 14 carries...the Panthers totaled 409 rush yards and 501 total yards...the rush total was Pitt's highest since 1976 (444 vs. Army)...in his first career start, QB Chad Voytik was 10 of 13 for 84 yards and threw two TDs...Pitt notched its first shutout since a 2005 blanking of Connecticut (24-0)...Delaware totaled only 64 yards, the lowest by a Pitt opponent since 1981 when Cincinnati had 50 yards...Pitt improved to 12-1 all-time vs. FCS foes.

<b>DELAWARE</b>	0	0	0	0	0
<b>PITT</b>	21	21	13	7	62

### First Quarter

PITT — Conner 7-yard run (Blewitt kick) 11:01  
PITT — Boyd 12-yard pass from Voytik (Blewitt kick) 2:05  
PITT — Conner 8-yard run (Blewitt kick) 0:07

### Second Quarter

PITT — Conner 1-yard run (Blewitt kick) 9:42  
PITT — Conner 19-yard run (Blewitt kick) 6:16  
PITT — James 1-yard run (Blewitt kick) 1:08

### Third Quarter

PITT — Bennett 5-yard run (Blewitt kick failed) 11:28  
PITT — Orndoff 2-yard pass from Voytik (Blewitt kick) 0:14

### Fourth Quarter

PITT — James 18-yard run (Blewitt kick) 4:11

Team Stats	DEL	PITT
First Downs	5	28
Rushes-Yards	31-33	56-409
Comp-Att-Int	9-16-3	11-14-0
Passing Yards	31	92
Total Yards	64	501
Punt Returns-Yards	0-0	8-80
Kick Returns-Yards	4-74	1-14
Interceptions-Yards	0-0	3-30
Fumbles-Lost	2-0	4-1
Punts-Average	8-46.6	2-33.0
Penalties-Yards	7-47	5-45
Third Down Conv.	1-11	7-9
Fourth Down Conv.	0-1	0-0
Sacks By-Yards	0-0	2-19
Possession Time	25:56	34:04

### Rushing

**DEL** — Randolph 8-27; Hills 11-27; Johnson 2-3; Cherry 1-3; Williams 4-2; Gallen 1-1; Harrison 1-(-9); Hurley 3-(-21).  
**PITT** — Conner 14-153, 4 TD; Ibrahim 14-91; James 14-77, 2 TD; Bennett 6-32, 1 TD; Boyd 2-17; Anderson 2-14; Jones 2-14; Voytik 2-11.

### Passing

**DEL** — Hurley 6-13-3, 19 yards; Burns 3-3-0, 12 yards.  
**PITT** — Voytik 10-13-0, 84 yards, 2 TD; Anderson 1-1-0, 8 yards.

### Receiving

**DEL** — Johnson 4-16; Cherry 3-12; Harrison 1-5; Hills 1-(-2).  
**PITT** — Jones 3-33; Garner 2-24; Boyd 2-18, 1 TD; Conner 1-11; Wuestner 1-8; Orndoff 1-2, 1 TD; Bennett 1-(-4).

## PITT 30 BOSTON COLLEGE 20

Sept. 5, 2014 • Alumni Stadium • 30,083

James Conner bulled through Boston College for 214 yards and a touchdown on 36 carries (5.9 avg.) to lift Pitt to a 30-20 win in its ACC opener...it was Conner's third consecutive game with more than 100 yards dating back to the 2013 Little Caesars Pizza Bowl...Pitt rolled up 303 rushing yards and did not give up a sack...Tyler Boyd, who dislocated a finger in the Delaware opener, had five catches for 72 yards and two TDs...his 15-yard score was a spectacular leaping grab that gave Pitt the lead for good, 10-7, early in the second quarter...Chris Blewitt accounted for 12 points, kicking field goals of 49, 42 and 41 yards...LB Anthony Gonzalez had a team-high seven tackles and added a sack...safeties Ray Vinopal and Terrish Webb each had INTs...Pitt (2-0, 1-0) and Boston College (1-1, 0-1) met for the first time since Big East play in 2004...the Panthers defeated the Eagles for the fourth consecutive time in the series.

<b>PITT</b>	3	17	7	3	30
<b>BOSTON COLLEGE</b>	7	0	7	6	20

### First Quarter

PITT — Blewitt 49-yard field goal 11:32  
BC — Rouse 1-yard run (Launceford kick) 9:55

### Second Quarter

PITT — Boyd 15-yard pass from Voytik (Blewitt kick) 13:08  
PITT — Blewitt 42-yard field goal 6:20  
PITT — Boyd 5-yard pass from Voytik (Blewitt kick) 0:18

### Third Quarter

PITT — Conner 9-yard run (Blewitt kick) 5:15  
BC — Phillips 48-yard pass from Murphy (Launceford kick) 3:28

### Fourth Quarter

PITT — Blewitt 41-yard field goal 9:53  
BC — Murphy 2-yard run (Murphy pass failed) 0:43

Team Stats	PITT	BC
First Downs	22	15
Rushes-Yards	51-303	34-142
Comp-Att-Int	10-20-1	10-28-2
Passing Yards	111	134
Total Yards	414	276
Punt Returns-Yards	2-13	0-0
Kick Returns-Yards	0-0	3-81
Interceptions-Yards	2-13	1-23
Fumbles-Lost	1-0	1-0
Punts-Average	5-42.4	7-45.4
Penalties-Yards	6-55	3-25
Third Down Conv.	6-15	4-14
Fourth Down Conv.	0-0	1-1
Sacks By-Yards	3-23	0-0
Possession Time	33:25	26:35

### Rushing

**PITT** — Conner 36-214, 1 TD; Voytik 6-47; Boyd 2-23; James 5-20; Bennett 1-1; Team 1-(-2).  
**BC** — Murphy 16-92, 1 TD; Willis 7-14; Rouse 6-14, 1 TD; Alston 1-13; Hilliman 3-11; Team 1-(-2).

### Passing

**PITT** — Voytik 10-20-1, 111 yards, 2 TD.  
**BC** — Murphy 10-28-2, 134 yards, 1 TD.

### Receiving

**PITT** — Boyd 5-72, 2 TD; Holtz 3-17; Garner 1-22; Bennett 1-0.  
**BC** — Phillips 4-78, 1 TD; Callinan 2-19; Crimmins 2-13; Rouse 1-23; Bordner 1-1.



# 2015 PITT PANTHERS SPRING FOOTBALL



## PITT 42 FIU 25

Sept. 13, 2014 • FIU Stadium • 10,147

Pitt improved to 3-0 for the first time since 2009 by rallying past FIU (1-2)...Pitt fell into a 16-0 first-quarter hole before scoring 26 unanswered points...the 16-point deficit was the largest overcome by Pitt to win a game since 1996 (19-point margin vs. Temple, a 53-52 Pitt win)...two Pitt fumbles inside the FIU 10 in the first half resulted in a 16-14 intermission lead for the hosts...James Conner rushed for 177 yards and three TDs on 31 carries (5.7 avg.)...his 544 rush yards on the year marked the best three-game start in Pitt history, surpassing Tony Dorsett's 487 yards in 1973...Conner's three-yard TD put Pitt ahead to stay, 23-16, in the third...Chad Voytik rushed for 114 yards and a TD on 12 carries (9.5 avg.), becoming the first Pitt QB to rush for 100 yards since 1988...the teams combined for three safeties (two scored by Pitt and one by FIU)...the game had a 48-minute lightning delay in the third period.

<b>PITT</b>	0	14	12	16	42
<b>FIU</b>	16	0	0	9	25

### First Quarter

FIU — Safety (McKinnon tackled Voytik in end zone) 3:58  
 FIU — McGough 3-yard run (Taylor kick) 3:22  
 FIU — Coleman 57-yard pass from McGough (Taylor kick) 1:19

### Second Quarter

PITT — Voytik 32-yard run (Blewitt kick) 6:54  
 PITT — Boyd 18-yard pass from Voytik (Blewitt kick) 2:52

### Third Quarter

PITT — Safety (Ayers kicks ball out of end zone) 10:34  
 PITT — Conner 3-yard run (Blewitt kick) 7:15  
 PITT — Blewitt 34-yard field goal 3:51

### Fourth Quarter

FIU — Taylor 42-yard field goal 12:46  
 PITT — Safety (Hilliard intentional grounding penalty in end zone) 7:55  
 PITT — Conner 41-yard run (Blewitt kick) 5:49  
 FIU — Smith 12-yard pass from McGough (Caldwell rush failed) 3:18  
 PITT — Conner 11-yard run (Blewitt kick) 2:35

Team Stats	PITT	FIU
First Downs	21	17
Rushes-Yards	54-321	33-57
Comp-Att-Int	11-19-1	17-35-0
Passing Yards	101	236
Total Yards	422	293
Punt Returns-Yards	2-(-3)	1-11
Kick Returns-Yards	5-67	0-0
Interceptions-Yards	0-0	1-0
Fumbles-Lost	3-2	3-1
Punts-Average	5-39.8	7-34.0
Penalties-Yards	5-40	8-68
Third Down Conv.	6-14	3-14
Fourth Down Conv.	1-1	0-2
Sacks By-Yards	4-21	3-8
Possession Time	35:55	24:05

### Rushing

**PITT** — Conner 31-177, 3 TD; Voytik 12-114, 1 TD; Bennett 6-38; Ibrahim 1-5; Team 2-(-2); Anderson 1-(-4); Boyd 1-(-7).  
**FIU** — Gardner 12-44; Hilliard 5-26; Caldwell 3-22; Samuel 2-1; McGough 8-0, 1 TD; Team 3-(36).

### Passing

**PITT** — Voytik 9-17-1, 89 yards, 1 TD; Anderson 2-2-0, 12 yards.  
**FIU** — McGough 15-30-0, 224 yards, 2 TD; Hilliard 2-5-0, 12 yards.

### Receiving

**PITT** — Boyd 4-50, 1 TD; Garner 3-23; Holtz 1-13; Jones 1-7; Bennett 1-5; Ibrahim 1-3.  
**FIU** — Smith 7-62, 1 TD; Lowder 4-73; Coleman 2-76, 1 TD; Gardner 2-9; Griner 1-9; Turner 1-7.

## IOWA 24 PITT 20

Sept. 20, 2014 • Heinz Field • 48,895

Pitt could not sustain a 17-7 halftime lead and lost to visiting Iowa, 24-20...the Panthers (3-1) dropped their first game of the season despite holding advantages in total yards (435 to 311) and time of possession (32:51 to 27:09)...Iowa quarterback C.J. Beathard played the entire second half in place of injured starter Jake Rudock and completed 7-of-8 passes for 98 yards...Mark Weisman's one-yard plunge with 6:56 left provided the winning margin and capped a 52-yard drive that consumed nearly eight minutes...the loss spoiled an impressive effort by James Conner, who netted 155 yards against Iowa's nationally ranked rush defense, which had been allowing just 65.7 yards per game...Conner's 699 rushing yards on the season marked the best four-game start ever at Pitt (surpassing Tony Dorsett's 564 in 1973)...Tyler Boyd had 10 catches for 153 yards, both season highs...Pitt reached the Iowa 29 with less than two minutes remaining but could not capitalize...the Hawkeyes improved to 3-1 on the year.

<b>IOWA</b>	7	0	10	7	24
<b>PITT</b>	7	10	3	0	20

### First Quarter

PITT — James 14-yard run (Blewitt kick) 4:15  
 IOWA — Krieger Coble 13-yard pass from Rudock (Ellis kick) 0:58

### Second Quarter

PITT — Conner 1-yard run (Blewitt kick) 6:16  
 PITT — Blewitt 33-yard field goal 0:02

### Third Quarter

IOWA — Weisman 10-yard run (Ellis kick) 8:17  
 PITT — Blewitt 29-yard field goal 4:54  
 IOWA — Koehn 52-yard field goal 0:48

### Fourth Quarter

IOWA — Weisman 1-yard run (Ellis kick) 6:56

Team Stats	IOWA	PITT
First Downs	17	24
Rushes-Yards	35-133	42-185
Comp-Att-Int	12-18-1	19-30-1
Passing Yards	178	250
Total Yards	311	435
Punt Returns-Yards	1-8	0-0
Kick Returns-Yards	2-31	0-0
Interceptions-Yards	1-8	1-31
Fumbles-Lost	0-0	0-0
Punts-Average	3-39.0	3-35.7
Penalties-Yards	2-20	8-80
Third Down Conv.	4-11	6-13
Fourth Down Conv.	3-3	2-3
Sacks By-Yards	1-7	0-0
Possession Time	27:09	32:51

### Rushing

**IOWA** — Weisman 22-88, 2 TD; Canzeri 8-23; Powell 1-14; Beathard 2-5; Bullock 2-3.  
**PITT** — Conner 29-155, 1 TD; James 5-19, 1 TD; Voytik 5-6; Boyd 2-4; Bennett 1-1.

### Passing

**IOWA** — Rudock 5-10-1, 80 yards, 1 TD; Beathard 7-8, 98 yards.  
**PITT** — Voytik 19-29-1, 250 yards; Team 0-1-0, 0 yards.

### Receiving

**IOWA** — Duzey 2-11; Martin-Manley 2-11; Powell 1-62; VandeBerg 1-44; Smith 1-14; Krieger Coble 1-13, 1 TD; Hamilton 1-10; Bullock 1-5; Kenny 1-5; Hillyer 1-3.  
**PITT** — Boyd 10-153; Garner 3-38; Weatherspoon 2-27; Jones 2-19; Conner 1-9; Parrish 1-4.



# 2015 PITT PANTHERS SPRING FOOTBALL



## AKRON 21 PITT 10

Sept. 27, 2014 • Heinz Field • 40,059

Pitt suffered its second consecutive defeat, dropping a 21-10 decision to Akron...the Panthers finished with their lowest point total at home since 2010...James Conner, the nation's leading rusher, mustered just 92 yards on 25 carries (3.7 avg.)...Akron (2-2) was fueled by Conor Hundley, who netted 148 yards on 19 attempts (7.8 avg.)... Pitt (3-2) gained a 7-0 lead late in the second quarter when Chad Voytik hit Manasseh Garner with an eight-yard pass...the advantage was short lived as Akron tied the game less than a minute later with a 52-yard pass and seized a 14-7 lead with a 75-yard touchdown drive to open the second half...the Panthers settled on a 34-yard Chris Blewitt field goal to make it 14-10 with 6:15 left in the third... Blewitt's field goal came after Voytik's six-yard TD pass to Tyler Boyd was wiped out due to a holding penalty...Cody Grice's two-yard scoring plunge early in the fourth completed the scoring...Pitt's last significant threat reached the Akron 25 with under 10 minutes left but was halted by a DeAndre Scott interception...Pitt fell to 30-4 all-time against Mid-American Conference foes.

AKRON	0	7	7	7	21
PITT	0	7	3	0	10

### First Quarter

No scoring

### Second Quarter

PITT — Garner 8-yard pass from Voytik (Blewitt kick) 4:28  
AKRON — Traylor-Bennett 52-yard pass from Pohl (Stein kick) 3:40

### Third Quarter

AKRON — Grice 1-yard run (Stein kick) 12:13  
PITT — Blewitt 34-yard field goal 6:15

### Fourth Quarter

AKRON — Grice 2-yard run (Stein kick) 12:20

Team Stats	AKRON	PITT
First Downs	20	22
Rushes-Yards	36-169	40-129
Comp-Att-Int	17-35-1	20-34-1
Passing Yards	213	220
Total Yards	382	349
Punt Returns-Yards	2-2	3-(-10)
Kick Returns-Yards	0-0	4-113
Interceptions-Yards	1-8	1-0
Fumbles-Lost	1-0	3-1
Punts-Average	7-50.9	7-41.9
Penalties-Yards	10-64	7-55
Third Down Conv.	7-16	5-16
Fourth Down Conv.	0-0	2-3
Sacks By-Yards	3-24	2-14
Possession Time	26:14	33:46

### Rushing

AKRON — Hundley 19-148; Chisholm 3-15; Jones 2-4; Grice 3-3, 2 TD; D'Orazio 1-3; Pohl 3-1; Woodson 2-(-1); Team 3-(-4).  
PITT — Conner 25-92; Ibrahim 1-10; Bennett 2-10; Boyd 1-10; Voytik 8-7; James 2-4; Team 1-(-4).

### Passing

AKRON — Pohl 15-29-1, 193 yards, 1 TD; Woodson 2-6-0, 20 yards.  
PITT — Voytik 20-34-1, 220 yards, 1 TD.

### Receiving

AKRON — D'Orazio 6-59; Traylor-Bennett 3-72, 1 TD; Bickley 3-29; Davis 2-14; Smith 1-15; Williams 1-13; Ritossa 1-11.  
PITT — Boyd 6-72; Ibrahim 3-40; Bennett 3-34; Garner 3-32 1 TD; Parrish 2-13; Holtz 1-17; Jennings 1-11; Weatherspoon 1-1.

## VIRGINIA 24 PITT 19

Oct. 4, 2014 • Scott Stadium • 43,307

Despite a strong second-half rally, Pitt could not overcome a 21-point halftime deficit and fell at Virginia, 24-19...a big second quarter by UVa proved to be the difference...with the game tied, 3-3, at the end of the opening period, the Cavaliers (4-2, 2-0) broke the game open by scoring 21 points in an 8:11 span...LB Max Valles capped the onslaught with a 35-yard interception return, giving Virginia a 24-3 lead with 2:40 left in the half...Pitt (3-3, 1-1) scored 10 unanswered points in the third...Dontez Ford blocked a UVa punt, setting up Pitt's first TD, a 17-yard pass from Chad Voytik to Manasseh Garner... later in the quarter, safety Pat Amara had his first career INT and Pitt moved to the UVa 1...but Pitt had to settle for a field goal—and 24-13 deficit—when James Conner was ruled short of the goal line and a false start penalty pushed the ball back to the 6...the Panthers were flagged 10 times for 75 yards on the night...Pitt would not score again until Voytik hit J.P. Holtz with a TD pass with 1:27 left...the ensuing 2-point conversion pass was batted down and Pitt's inside kick was unsuccessful, sealing the result.

PITT	3	0	10	6	19
VIRGINIA	3	21	0	0	24

### First Quarter

UVa — Frye 32-yard field goal 9:10  
PITT — Blewitt 36-yard field goal 0:12

### Second Quarter

UVa — Parks 48-yard run (Frye kick) 10:51  
UVa — Shepherd 3-yard pass from Johns (Frye kick) 3:58  
UVa — Valles 35-yard interception return 2:40

### Third Quarter

PITT — Garner 17-yard pass from Voytik (Blewitt kick) 11:02  
PITT — Blewitt 24-yard field goal 3:52

### Fourth Quarter

PITT — Holtz 6-yard pass from Voytik (Voytik pass failed) 1:27

Team Stats	PITT	UVA
First Downs	19	18
Rushes-Yards	35-116	43-225
Comp-Att-Int	16-30-1	10-17-1
Passing Yards	195	121
Total Yards	311	346
Punt Returns-Yards	2-45	3-1
Kick Returns-Yards	3-54	4-83
Interceptions-Yards	1-0	1-35
Fumbles-Lost	0-0	0-0
Punts-Average	7-39.7	6-35.7
Penalties-Yards	10-75	6-65
Third Down Conv.	4-13	5-13
Fourth Down Conv.	0-0	0-0
Sacks By-Yards	1-15	4-34
Possession Time	30:19	29:41

### Rushing

PITT — Conner 21-83; Bennett 1-23; James 2-18; Boyd 2-8; Voytik 9-(-16).  
UVA — Parks 29-169, 1 TD; Jennings 1-24; Shepherd 4-19; Mizzell 3-9; Johns 4-6; Team 2-(-2).

### Passing

PITT — Voytik 16-30-1, 195 yards, 2 TD.  
UVA — Johns 9-16-1, 93 yards, 1 TD; Gooch 1-1-0, 28 yards.

### Receiving

PITT — Holtz 4-40, 1 TD; Boyd 3-63; Weatherspoon 2-34; Bennett 2-26; Garner 2-25, 1 TD; Orndoff 1-6; Jennings 1-6; Ibrahim 1-(-5).  
UVA — Gooch 3-42; Mizzell 2-13; Severin 1-30; Swanson 1-28; Dowling 1-4; Shepherd 1-3, 1 TD; Parks 1-1.





# 2015 PITT PANTHERS SPRING FOOTBALL



## PITT 21 VIRGINIA TECH 16 Oct. 16, 2014 • Heinz Field • 43,125

Playing before an ESPN Thursday night television audience, Pitt snapped its three-game losing streak with a 21-16 victory over Virginia Tech...the win was Pitt's fifth in the past six meetings with Virginia Tech and kept the Hokies winless in four visits to Heinz Field... Chad Voytik rushed for a game-high 118 yards on 19 carries (6.2 avg.), his second 100-yard game of the season...Voytik passed for 92 yards—including a 53-yard touchdown to Tyler Boyd to open the scoring—and had a 29-yard catch of his own off a gadget pass from Boyd...Pitt built leads of 7-0, 14-3 and 21-9 before a late Hokies score provided the final margin...Virginia Tech had the ball at its 31 with 2:30 left but could not advance past midfield...Pitt limited the Hokies to 26 rush yards on 22 carries (1.2 avg.)...CB Reggie Mitchell had a game-high 10 tackles and added two forced fumbles...his strip of J.C. Coleman in the second quarter gave Pitt the ball at the Hokies' 22-yard line, setting up the first of two James Conner scoring runs...with the win, Pitt (4-3, 2-1) moved into a first-place tie atop the Coastal Division with Duke and Virginia...the loss dropped Virginia Tech to 4-3 and 1-2.

<b>VIRGINIA TECH</b>	0	6	3	7	16
<b>PITT</b>	7	7	0	7	21

### First Quarter

PITT — Boyd 53-yard pass from Voytik (Blewitt kick) 6:32

### Second Quarter

VT — Slye 42-yard field goal 8:44  
PITT — Conner 15-yard run (Blewitt kick) 3:39  
VT — Slye 24-yard field goal 0:00

### Third Quarter

VT — Slye 21-yard field goal 11:32

### Fourth Quarter

PITT — Conner 13-yard run (Blewitt kick) 13:07  
VT — Phillips 14-yard pass from Brewer (Slye kick) 4:52

Team Stats	VT	PITT
First Downs	16	15
Rushes-Yards	22-26	43-210
Comp-Att-Int	26-45-0	11-18-1
Passing Yards	265	121
Total Yards	291	331
Punt Returns-Yards	4-43	2-8
Kick Returns-Yards	1-9	4-87
Interceptions-Yards	1-7	0-0
Fumbles-Lost	3-1	2-1
Punts-Average	7-41.7	7-41.6
Penalties-Yards	8-45	7-70
Third Down Conv.	2-14	6-16
Fourth Down Conv.	0-2	0-0
Sacks By-Yards	2-17	3-22
Possession Time	28:14	31:46

### Rushing

VT — Rogers 6-19; Caleb 7-12; Newsome 1-5; Coleman 3-4; Hodges 1-1; Brewer 4-(-15).  
PITT — Voytik 19-118; Conner 16-85, 2 TD; James 5-13; Team 3-(-6).

### Passing

VT — Brewer 26-45-0, 265 yards, 1 TD.  
PITT — Voytik 10-17-1, 92 yards, 1 TD; Boyd 1-1-0, 29 yards.

### Receiving

VT — Phillips 7-59, 1 TD; Ford 4-58; Byrn 4-22; Hodges 3-55; Malleck 3-28; Caleb 2-25; Rogers 2-13; Brewer 1-5.  
PITT — Boyd 6-86, 1 TD; Conner 2-10; Ibrahim 2-(-4); Voytik 1-29.

## GEORGIA TECH 56 PITT 28 Oct. 25, 2014 • Heinz Field • 44,734

A disastrous first quarter and six lost fumbles doomed Pitt in a 56-28 loss to Georgia Tech...the Panthers lost fumbles on their first five possessions, resulting in a 28-0 first-quarter deficit...Pitt rallied to within 28-14 at halftime and was still within striking distance at 35-21 in the fourth quarter before Georgia Tech's potent rushing attack sealed the result...the Yellow Jackets racked up 612 yards in total offense, including 465 on the ground...Georgia Tech (6-2, 3-2) set Heinz Field records for opponent points and rushing...the Panthers (4-4, 2-2) gained a season-high 526 yards but ultimately could not recover from their early deficit...James Conner surpassed 1,000 rushing yards for the season, netting 120 yards and three TDs on just 10 carries (12.0 avg.)...Tyler Boyd had 137 receiving yards on nine catches...LB Todd Thomas had a career-high 15 tackles.

<b>GEORGIA TECH</b>	28	0	7	21	56
<b>PITT</b>	0	14	7	7	28

### First Quarter

GT — Snoddy 4-yard run (Butker kick) 12:57  
GT — Perkins 79-yard pass from Thomas (Butker kick) 11:04  
GT — Thomas 14-yard run (Butker kick) 10:40  
GT — Snoddy 34-yard run (Butker kick) 9:44

### Second Quarter

PITT — Conner 1-yard run (Blewitt kick) 11:32  
PITT — Conner 4-yard run (Blewitt kick) 6:24

### Third Quarter

GT — Snoddy 28-yard run (Butker kick) 11:16  
PITT — Conner 16-yard run (Blewitt kick) 6:21

### Fourth Quarter

GT — Zenon 57-yard run (Butker kick) 11:22  
GT — Hill 8-yard run (Butker kick) 10:01  
PITT — Bennett 35-yard pass from Anderson (Blewitt kick) 8:19  
GT — Connors 6-yard run (Butker kick) 5:01

Team Stats	GT	PITT
First Downs	27	19
Rushes-Yards	64-465	31-198
Comp-Att-Int	5-12-0	23-35-0
Passing Yards	147	328
Total Yards	612	526
Punt Returns-Yards	1-0	1-6
Kick Returns-Yards	2-33	3-60
Interceptions-Yards	0-0	0-0
Fumbles-Lost	2-1	7-6
Punts-Average	2-41.5	2-42.0
Penalties-Yards	3-15	2-15
Third Down Conv.	6-12	8-12
Fourth Down Conv.	1-2	0-1
Sacks By-Yards	3-20	0-0
Possession Time	33:32	26:28

### Rushing

GT — Days 22-110; Thomas 15-92, 1 TD; Snoddy 6-82, 3 TD; Zenon 3-66, 1 TD; Connors 5-56, 1 TD; Byerly 7-33; Hill 4-17, 1 TD; Bostic 1-6; Andrews 1-3.  
PITT — Conner 10-120, 3 TD; Ibrahim 3-66; James 7-23; Voytik 8-10; Boyd 1-3; Bennett 1-(-7); Team 1-(-17).

### Passing

GT — Thomas 5-10-0, 147 yards, 1 TD; Byerly 0-1-0, 0 yards; Team 0-1-0, 0 yards.  
PITT — Voytik 15-20-0, 193 yards; Anderson 8-15-0; 135 yards, 1 TD.

### Receiving

GT — Smelter 2-44; Waller 2-24; Perkins 1-79, 1 TD.  
PITT — Boyd 9-137; Holtz 3-34; Jones 3-20; Weatherspoon 2-48; Garner 2-18; Bennett 1-35, 1 TD; James 1-23; Ibrahim 1-9; Jennings 1-4.



# 2015 PITT PANTHERS SPRING FOOTBALL



## #24/24 DUKE 51 PITT 48 (2OT)

Nov. 1, 2014 • Heinz Field • 39,293

Despite James Conner's heroics, Pitt fell in two overtimes to No. 24 Duke, 51-48...Conner rushed for a career-high 263 yards and scored three TDs...the Panthers rolled up 594 yards, held the ball for more than 41 minutes and did not have a turnover...with 2:56 left in regulation and the score tied, 38-38, Pitt launched a 72-yard drive to the Duke 8...but the Panthers (4-5, 2-3) missed a 26-yard field goal as time expired, setting the stage for Thomas Sirk's game-winning five-yard TD run in the second OT...Duke (7-1, 3-1) was powered by QB Anthony Boone, who threw for 266 yards and three TDs, and Jamison Crowder, who had 165 receiving yards and two scores.

<b>DUKE</b>	14	14	3	7	7	6	51
<b>PITT</b>	7	21	0	10	7	3	48

### First Quarter

DUKE — Crowder 39-yard pass from Boone (Martin kick) 8:19  
 PITT — Conner 1-yard run (Blewitt kick) 3:14  
 DUKE — Wilson 10-yard pass from Boone (Martin kick) 0:27

### Second Quarter

PITT — Voytik 13-yard run (Blewitt kick) 14:51  
 PITT — Holtz 11-yard pass from Voytik (Blewitt kick) 10:04  
 DUKE — Crowder 45-yard pass from Boone (Martin kick) 7:56  
 PITT — Holtz 3-yard pass from Voytik (Blewitt kick) 1:17  
 DUKE — Sirk 1-yard run (Martin kick) 0:00

### Third Quarter

DUKE — Martin 23-yard field goal 4:24

### Fourth Quarter

PITT — Blewitt 38-yard field goal 13:22  
 DUKE — Martin 99-yard kickoff return (Martin kick) 13:07  
 PITT — Conner 1-yard run (Blewitt kick) 5:18

### Overtime

DUKE — Boone 12-yard run (Martin kick)  
 PITT — Conner 14-yard run (Blewitt kick)  
 PITT — Blewitt 43-yard field goal  
 DUKE — Sirk 5-yard run

Team Stats	DUKE	PITT
First Downs	25	37
Rushes-Yards	27-172	65-358
Comp-Att-Int	23-31-0	16-24-0
Passing Yards	266	236
Total Yards	438	594
Punt Returns-Yards	1-3	0-0
Kick Returns-Yards	5-180	6-152
Interceptions-Yards	0-0	0-0
Fumbles-Lost	0-0	1-0
Punts-Average	3-46.3	1-35.0
Penalties-Yards	3-20	8-61
Third Down Conv.	4-8	9-13
Fourth Down Conv.	0-0	0-1
Sacks By-Yards	2-16	0-0
Possession Time	18:52	41:08

### Rushing

**DUKE** — Boone 7-47, 1 TD; Wilson 8-43; Powell 5-40; Snead 3-29; Ajeigbe 2-7; Sirk 2-6, 2 TD.  
**PITT** — Conner 38-263, 3 TD; Voytik 14-58, 1 TD; James 8-30; Ibrahim 2-10; Bennett 2-7; Team 1-(-10).

### Passing

**DUKE** — Boone 23-31-0, 266 yards, 3 TD.  
**PITT** — Voytik 16-24-0, 236 yards, 2 TD.

### Receiving

**DUKE** — Crowder 9-165, 2 TD; Wilson 4-43, 1 TD; Powell 4-24; Reeves 2-11; Schneider 2-10; McCaffrey 1-8; Blakeney 1-5.  
**PITT** — Boyd 7-140; Holtz 2-14, 2 TD; Ford 1-26; Garner 1-19; Weatherspoon 1-8; Parrish 1-8; Jennings 1-7; Bennett 1-7; Orndoff 1-7.

## NORTH CAROLINA 40 PITT 35

Nov. 15, 2014 • Kenan Stadium • 53,000

Pitt piled up more than 500 yards in total offense for the third consecutive game but, as with the two prior contests, fell short on the scoreboard, dropping a 40-35 decision to host North Carolina...the Panthers seized a 14-0 lead in the first quarter and still led, 28-26, entering the final period...UNC quarterback Marquise Williams gave the Tar Heels (5-5, 3-3) their first lead, 34-28, when he dashed 45 yards for a TD early in the fourth...Pitt (4-6, 2-4) reclaimed the lead, 35-34, with a James Conner 22-yard run with 3:33 left...it was Conner's fourth rushing TD of the game, giving him an ACC-record (tied) 21 on the year...but Williams, who accounted for 398 offensive yards, directed one final drive, capped by T.J. Logan's one-yard run with 50 seconds left...on its last possession, Pitt reached midfield on a Chad Voytik scramble but Malik Simmons forced a fumble at the end of the run and UNC recovered to end the threat...Conner rushed for 220 yards, giving him 1,562 on the season, the most ever by an ACC or Pitt sophomore.

<b>PITT</b>	14	7	7	7	35
<b>NORTH CAROLINA</b>	0	13	13	14	40

### First Quarter

PITT — Conner 56-yard run (Blewitt kick) 12:27  
 PITT — Conner 16-yard run (Blewitt kick) 2:33

### Second Quarter

UNC — Williams 23-yard run (Moore kick) 12:03  
 PITT — Boyd 50-yard pass from Voytik (Blewitt kick) 6:57  
 UNC — Williams 2-yard run (Trubisky pass failed) 0:17

### Third Quarter

UNC — Switzer 63-yard pass from Williams (kick failed) 13:48  
 PITT — Conner 2-yard run (Blewitt kick) 6:17  
 UNC — Brunson 17-yard run (Moore kick) 4:44

### Fourth Quarter

UNC — Williams 45-yard run (Tabb pass from Williams) 14:03  
 PITT — Conner 22-yard run (Blewitt kick) 3:33  
 UNC — Logan 1-yard run (Williams pass failed) 0:50

Team Stats	PITT	UNC
First Downs	23	30
Rushes-Yards	53-305	43-226
Comp-Att-Int	11-16-0	23-40-0
Passing Yards	218	276
Total Yards	523	502
Punt Returns-Yards	1-1	1-(-2)
Kick Returns-Yards	3-58	3-51
Interceptions-Yards	0-0	0-0
Fumbles-Lost	2-1	0-0
Punts-Average	4-38.2	5-39.2
Penalties-Yards	5-47	6-41
Third Down Conv.	6-12	9-16
Fourth Down Conv.	1-1	2-2
Sacks By-Yards	1-1	1-9
Possession Time	35:30	24:30

### Rushing

**PITT** — Conner 30-220, 4 TD; Voytik 10-41; James 4-20; Bennett 5-15; Ibrahim 2-5; Boyd 1-5; Team 1-(-1).  
**UNC** — Williams 19-122, 3 TD; Logan 18-92, 1 TD; Brunson 2-17, 1 TD; Francis 2-(-1); Team 1-(-1); Switzer 1-(-3).

### Passing

**PITT** — Voytik 11-16-0, 218 yards, 1 TD.  
**UNC** — Williams 23-40-0, 276 yards, 1 TD.

### Receiving

**PITT** — Boyd 5-160, 1 TD; Holtz 4-31; Jennings 2-27.  
**UNC** — Davis 6-66; Hollins 4-39; Switzer 3-68, 1 TD; Howard 3-31; Logan 2-26; Tabb 2-18; Singleton 1-15; Thorpe 1-8; Proehl 1-5.



# 2015 PITT PANTHERS SPRING FOOTBALL



## PITT 30 SYRACUSE 7

Nov. 22, 2014 • Heinz Field • 32,549

Pitt snapped a frustrating three-game losing streak by routing Syracuse, 30-7, in the Heinz Field season finale...the Panthers (5-6, 3-4) beat the Orange for the 11th time in the past 13 meetings...James Conner had just 11 carries for 38 yards before leaving the game in the second quarter due to a hip injury...Conner's one-yard scoring run in the opening quarter was his 22nd rush TD of the year, setting an ACC record and tying Tony Dorsett's 1976 school mark...with Conner out, freshman Chris James had a career game, rushing for 122 yards on 19 carries (6.4 avg.)...Syracuse (3-8, 1-6) entered the game with the nation's No. 24 rush defense (giving up just 127.3 yards per contest)...Pitt netted 256 yards on the ground overall...Tyler Boyd had seven receptions for 126 yards (18.0 avg.) and scored the game-clinching TD on a spectacular 49-yard catch-and-run...Boyd went over 1,000 yards receiving for the second consecutive year...he joined Larry Fitzgerald as the only Pitt players with two 1,000-yard receiving seasons...Pitt forced three turnovers, including INTs by Lafayette Pitts and Bam Bradley...the game marked the final home contest for 11 Pitt seniors.

<b>SYRACUSE</b>	0	0	7	0	7
<b>PITT</b>	7	10	3	10	30

### First Quarter

PITT — Conner 1-yard run (Blewitt kick) 5:11

### Second Quarter

PITT — Blewitt 46-yard field goal 5:10  
PITT — Ford 11-yard pass from Voytik (Blewitt kick) 0:47

### Third Quarter

SU — Thompson 1-yard run (Murphy kick) 11:04  
PITT — Blewitt 31-yard field goal 4:34

### Fourth Quarter

PITT — Boyd 49-yard pass from Voytik (Blewitt kick) 14:52  
PITT — Blewitt 46-yard field goal 9:42

Team Stats	SU	PITT
First Downs	12	28
Rushes-Yards	29-106	52-256
Comp-Att-Int	10-25-2	14-20-1
Passing Yards	149	189
Total Yards	255	445
Punt Returns-Yards	0-0	1-29
Kick Returns-Yards	3-52	2-27
Interceptions-Yards	1-0	2-21
Fumbles-Lost	2-1	0-0
Punts-Average	5-42.4	1-48.0
Penalties-Yards	6-67	9-58
Third Down Conv.	6-13	5-14
Fourth Down Conv.	0-0	1-1
Sacks By-Yards	1-11	0-0
Possession Time	21:18	38:42

### Rushing

**SU** — Morris 4-34; Long 8-30; Philips 5-18; Gullely 6-14; McFarlane 3-6; Kimble 2-3; Thompson 1-1, 1 TD.  
**PITT** — James 19-122; Bennett 11-75; Conner 11-38, 1 TD; Ibrahim 3-23; Voytik 5-4; Team 3-(-6).

### Passing

**SU** — Long 10-19-1, 149 yards; Kimble 0-6-1, 0 yards.  
**PITT** — Voytik 14-20-1, 189 yards, 2 TD.

### Receiving

**SU** — Ishmael 6-97; McFarlane 1-28; Lewis 1-14; Avant 1-8; Philips 1-2.  
**PITT** — Boyd 7-126, 1 TD; Weatherspoon 3-24; Ford 2-24, 1 TD; Ibrahim 1-8; Bennett 1-7.

## PITT 35 MIAMI 23

Nov. 29, 2014 • Sun Life Stadium • 61,106

Pitt earned bowl eligibility with an inspired 35-23 victory at Miami...the win snapped an eight-game series losing streak...it was also the Panthers' first road win at Miami since 1963...Pitt had been 0-9-1 in its last 10 visits to play the Hurricanes... Pitt (6-6, 4-4) never trailed in the game, seizing a 14-3 lead in the opening period...Miami closed to 21-20 early in the third quarter but Tyler Boyd's 53-yard return of the ensuing kickoff set up a quick five-play, 43-yard TD drive capped by Chris James' 15-yard run...Boyd totaled 262 all-purpose yards... he had 190 yards on six kick returns (31.7 avg.) and also had five catches for 72 yards and a 12-yard touchdown...hindered by a hip injury sustained against Syracuse, James Conner churned out 75 yards and two TDs on the ground...with the two scores, Conner set Pitt season records for rush TDs (24), total TDs (24) and points (144)...each of those marks had been held by Tony Dorsett since 1976...Miami dropped to 6-6 and 3-5.

<b>PITT</b>	14	7	7	7	35
<b>MIAMI</b>	3	10	10	0	23

### First Quarter

PITT — Conner 13-yard run (Blewitt kick) 12:49  
UM — Badgley 40-yard field goal 7:50  
PITT — Boyd 12-yard pass from Voytik (Blewitt kick) 2:50

### Second Quarter

UM — Dorsett 51-yard pass from Kaaya (Badgley kick) 13:01  
PITT — Conner 2-yard run (Blewitt kick) 7:14  
UM — Badgley 48-yard field goal 2:15

### Third Quarter

UM — Johnson 17-yard pass from Kaaya (Badgley kick) 12:32  
PITT — James 15-yard run (Blewitt kick) 9:53  
UM — Badgley 36-yard field goal 4:17

### Fourth Quarter

PITT — Voytik 1-yard run (Blewitt kick) 13:13

Team Stats	PITT	UM
First Downs	22	21
Rushes-Yards	47-226	28-125
Comp-Att-Int	8-12-0	22-45-0
Passing Yards	134	296
Total Yards	360	421
Punt Returns-Yards	0-0	0-0
Kick Returns-Yards	6-190	4-59
Interceptions-Yards	0-0	0-0
Fumbles-Lost	1-0	2-0
Punts-Average	4-37.5	4-40.8
Penalties-Yards	6-50	7-57
Third Down Conv.	5-10	8-18
Fourth Down Conv.	1-1	2-3
Sacks By-Yards	0-0	0-0
Possession Time	32:01	27:59

### Rushing

**PITT** — Conner 16-75, 2 TD; Bennett 12-60; James 11-58, 1 TD; Voytik 4-26, 1 TD; Ibrahim 2-11; Team 2-(-4).  
**UM** — Johnson 18-89; Edwards 6-21; Yearby 2-20; Kaaya 1-1; Team 1-(-6).

### Passing

**PITT** — Voytik 8-12-0, 134 yards, 1 TD.  
**UM** — Kaaya 22-45-0, 296 yards, 2 TD.

### Receiving

**PITT** — Boyd 5-72, 1 TD; Conner 1-40; Bennett 1-15; Weatherspoon 1-7.  
**UM** — Dorsett 5-103, 1 TD; Walford 4-49; Coley 4-42; Dobard 3-44; Johnson 3-16, 1 TD; Lewis 2-33; Berrios 1-9.





# 2015 PITT PANTHERS SPRING FOOTBALL



## HOUSTON 35 PITT 34

Jan. 2, 2015 • Amon G. Carter Stadium • 37,888

Pitt fell victim to a furious fourth-quarter rally in a 35-34 loss to Houston in the Lockheed Martin Armed Forces Bowl...the Panthers (6-7) held leads of 31-6 and 34-13 in the final period...Houston quarterback Greg Ward fueled the rally by throwing three touchdown passes in the final 3:41—the last two after the Cougars (8-5) recovered onside kicks—and then completed the game-winning two-point conversion to cap the largest comeback in an FBS game this season and largest ever in a bowl game that didn't go into overtime... Ward finished with 274 passing yards and also rushed for 92...the Panthers led by 21 points with 6:14 left when Chris Blewitt kicked a 29-yard field goal...Blewitt also had a career-long 52-yarder as time expired in the first half to give Pitt a 17-6 lead...the Panthers were under the direction of interim coach Joe Rudolph, who replaced the departing Paul Chryst.

<b>HOUSTON</b>	0	6	0	29	35
<b>PITT</b>	0	17	7	10	34

### First Quarter

No scoring

### Second Quarter

PITT — Conner 1-yard run (Blewitt kick) 14:02  
UH — Farrow 2-yard run (Bullard kick blocked) 5:40  
PITT — Bennett 12-yard run (Blewitt kick) 1:27  
PITT — Blewitt 52-yard field goal 0:00

### Third Quarter

PITT — Holtz 16-yard pass from Voytik (Blewitt kick) 5:10

### Fourth Quarter

PITT — Conner 5-yard run (Blewitt kick) 13:58  
UH — Farrow 8-yard run (Bullard kick) 10:43  
PITT — Blewitt 29-yard field goal 6:14  
UH — Greenberry 8-yard pass from Ward (Bullard kick) 3:41  
UH — Ayers 29-yard pass from Ward (Bullard kick) 1:58  
UH — Greenberry 25-yard pass from Ward (Greenberry pass from Ward) 0:59

Team Stats	UH	PITT
First Downs	23	28
Rushes-Yards	40-212	41-227
Comp-Att-Int	15-25-0	18-36-0
Passing Yards	274	222
Total Yards	486	449
Punt Returns-Yards	0-0	1-0
Kick Returns-Yards	5-63	4-87
Interceptions-Yards	0-0	0-0
Fumbles-Lost	0-0	0-0
Punts-Average	5-40.8	2-43.5
Penalties-Yards	9-100	5-44
Third Down Conv.	6-13	6-13
Fourth Down Conv.	2-2	2-3
Sacks By-Yards	1-2	3-18
Possession Time	26:17	33:43

### Rushing

UH — Farrow 22-103, 2 TD; Ward 14-92; Jackson 2-13; Ayers 1-5; Team 1-(-1).  
PITT — Conner 21-90, 2 TD; Ibrahim 5-42; Voytik 6-40; James 5-33; Bennett 3-17, 1 TD; Galambos, 1-5.

### Passing

UH — Ward 15-24-0, 274 yards, 3 TD; Farrow 0-1-0, 0 yards.  
PITT — Voytik 18-35-0, 222 yards, 1 TD; Team 0-1-0, 0 yards.

### Receiving

UH — Greenberry 4-85, 2 TD; Ambles 3-68; Jackson 3-37; Farrow 2-42; Ayers 2-29, 1 TD; Dunbar 1-13.  
PITT — Boyd 9-112; Weatherspoon 3-46; Holtz 3-33, 1 TD; Ibrahim 2-22; Orndoff 1-9.

NCAA Statistics

Pittsburgh - 2014-15 Football Ranking Summary thru games 01/12/2015

Statistic	National Rank	Conference Rank	Value	National Leader	Value	Conference Leader	Value
3rd Down Conversion Pct (125 ranked)	21	2	0.465	Georgia Tech	0.579	Georgia Tech	0.579
3rd Down Conversion Pct Defense (125 ranked)	40	5	0.376	Clemson	0.274	Clemson	0.274
4th Down Conversion Pct (125 ranked)	15	2	0.667	Ball St.	0.846	Georgia Tech	0.706
4th Down Conversion Pct Defense (122 ranked)	98	12	0.611	Arkansas Purdue	0.222 0.222	Louisville	0.250
Blocked Kicks (70 ranked)	41	5	2	7 teams tied	6	Georgia Tech	6
Blocked Kicks Allowed (122 ranked)	59	6	2	28 teams tied	0	Wake Forest Florida St. Duke	0 0 0
Blocked Punts (16 ranked)	16	2	1	Nebraska	4	Georgia Tech	2
Blocked Punts Allowed (125 ranked)	1	1	0	82 teams tied	0	10 teams tied	0
Completion Percentage (125 ranked)	43	4	0.610	Southern California	0.691	Clemson	0.647
Defensive TDs (41 ranked)				Washington	7	Georgia Tech	6
Fewest Penalties (125 ranked)	91	8	83	Navy	33	Clemson	52
Fewest Penalties Per Game (125 ranked)	84	8	6.38	Navy	2.54	Clemson	4.00
Fewest Penalty Yards (125 ranked)	73	10	695	Navy	322	Clemson	450
Fewest Penalty Yards Per Game (125 ranked)	67	9	53.46	Navy	24.77	Clemson	34.62
First Downs Defense (125 ranked)	37	8	246	Clemson	185	Clemson	185
First Downs Offense (125 ranked)	26	4	308	Oregon	406	Georgia Tech	350
Fumbles Lost (124 ranked)	93	10	12	Missouri UNLV Boston College	3 3 3	Boston College	3
Fumbles Recovered (124 ranked)	117	13	4	Oregon	21	Virginia	14
Kickoff Return Defense (125 ranked)	41	6	19.89	UConn	15.49	North Carolina	17.41
Kickoff Returns (125 ranked)	38	4	22.17	UAB	28.15	Boston College	26.00
Net Punting (125 ranked)	71	10	37.14	Alabama	44.67	Wake Forest	42.54
Passes Had Intercepted (125 ranked)	17	3	7	Army	2	North Carolina St. Georgia Tech	6 6
Passes Intercepted (125 ranked)	82	9	10	Louisville TCU Louisiana Tech	26 26 26	Louisville	26
Passing Offense (125 ranked)	102	10	185.9	Washington St.	477.7	Florida St.	303.3
Passing Yards Allowed (125 ranked)	24	4	198.9	San Jose St.	117.8	Clemson	157.4
Passing Yards per Completion (125 ranked)	40	5	12.86	Georgia Tech	17.75	Georgia Tech	17.75
Punt Return Defense (125 ranked)	26	4	4.71	TCU	-1.00	Duke	2.06
Punt Returns (125 ranked)	71	8	7.35	Stanford	18.32	Duke	13.54
Red Zone Defense (125 ranked)	73	12	0.842	Mississippi St.	0.636	Virginia Tech	0.714
Red Zone Offense (125 ranked)	19	2	0.898	North Texas	0.943	Florida St.	0.915
Rushing Defense (125 ranked)	55	8	160.8	Michigan St.	88.5	Boston College	94.5
Rushing Offense (125 ranked)	15	3	249.5	Georgia Tech	342.1	Georgia Tech	342.1
Sacks Allowed (124 ranked)	29	4	1.62	Oklahoma	0.69	Georgia Tech	0.79
Scoring Defense (125 ranked)	58	11	26.3	Ole Miss	16.0	Clemson	16.7
Scoring Offense (125 ranked)	43	5	31.8	Baylor	48.2	Georgia Tech	37.9
Tackles for Loss Allowed (125 ranked)	6	2	4.15	Duke	3.15	Duke	3.15
Team Passing Efficiency (125 ranked)	34	4	140.63	Oregon	180.78	Georgia Tech	155.07
Team Passing Efficiency Defense (125 ranked)	43	7	121.59	Clemson	98.32	Clemson	98.32
Team Sacks (125 ranked)	102	12	1.46	Utah	4.23	Virginia Tech	3.69
Team Tackles for Loss (125 ranked)	120	14	4.2	Clemson	10.1	Clemson	10.1
Time of Possession (125 ranked)	5	2	33:49	Michigan St.	35:21	Georgia Tech	34:09
Total Defense (125 ranked)	33	8	359.8	Clemson	260.8	Clemson	260.8
Total Offense (125 ranked)	40	3	435.4	Baylor	581.5	Georgia Tech	476.5
Turnover Margin (125 ranked)	95	13	-0.38	Oregon	1.53	Georgia Tech	0.79
Turnovers Gained (124 ranked)	113	13	14	Louisiana Tech	42	Louisville	30
Turnovers Lost (125 ranked)	42	6	19	Oregon	11	Boston College	13
Winning Percentage (124 ranked)	75	9	0.462	Ohio St.	0.933	Florida St.	0.929

Statistic	Player	National Rank	Conference Rank	Value	National Leader	Value	Conference Leader	Value
All Purpose (200 ranked)	Tyler Boyd James Conner	14 20	2	148.31 3141.15	Melvin Gordon, Wisconsin	195.71	Duke Johnson, Miami (FL)	159.46
Blocked Kicks (8 ranked)					7 players tied	3	Tyler Harris, Wake Forest	3
Combined Kick Returns (175 ranked)	Tyler Boyd Avonte Maddox	60 175	7 20	604 219	JJ Nelson, UAB	1,120	Myles Willis, Boston College	895
Completion Percentage (109 ranked)	Chad Voytik	40	4	0.613	Grant Hedrick, Boise St.	0.708	Jameis Winston, Florida St.	0.653
Completions Per Game (125 ranked)	Chad Voytik	94	10	13.54	Connor Halliday, Washington St.	39.33	Jameis Winston, Florida St.	23.46
Field Goal Percentage (114 ranked)	Chris Blewitt	48	8	0.762	Brad Craddock, Maryland Matthew McCrane, Kansas St.	0.947 0.947	Ross Martin, Duke	0.905
Field Goals Per Game (124 ranked)	Chris Blewitt	45	8	1.23	Josh Lambert, West Virginia	2.31	Roberto Aguayo, Florida St.	1.93
Forced Fumbles (28 ranked)					Nigel Harris, South Fla.	0.55	Deon Bush, Miami (FL)	0.42
Fumbles Recovered (43 ranked)					Danny Shelton, Washington	5	Tyler Harris, Wake Forest	4
Interceptions (111 ranked)					Gerod Holliman, Louisville	1.1	Gerod Holliman, Louisville	1.1
Kickoff Return TDs (12 ranked)					JJ Nelson, UAB	4	Devon Edwards, Duke Myles Willis, Boston College	1 1
Kickoff Returns (117 ranked)	Tyler Boyd	10	1	27.6	JJ Nelson, UAB	38.3	Tyler Boyd, Pittsburgh	27.6
Passes Defended (31 ranked)					Donald Celiscar, Western Mich. Ronald Zamort, Western Mich.	1.6 1.6	Gerod Holliman, Louisville Kendall Fuller, Virginia Tech	1.3 1.3
Passing Efficiency (109 ranked)	Chad Voytik	40	3	140.2	Marcus Mariota, Oregon	181.7	Brad Kaaya, Miami (FL)	145.9
Passing TDs (97 ranked)	Chad Voytik	64	8	16	Brandon Doughty, Western Ky.	49	Brad Kaaya, Miami (FL)	26
Passing Yards (125 ranked)	Chad Voytik	77	7	2,233	Brandon Doughty, Western Ky.	4,830	Jameis Winston, Florida St.	3,907
Passing Yards Per Game (125 ranked)	Chad Voytik	85	8	171.8	Connor Halliday, Washington St.	430.3	Jameis Winston, Florida St.	300.5
Passing Yards per Completion (109 ranked)	Chad Voytik	36	3	12.69	Gary Nova, Rutgers	15.25	Brad Kaaya, Miami (FL)	14.47
Points Responsible For (192 ranked)	James Conner Chad Voytik Chris Blewitt	46 95 130	5 11 15	156 114 98	Marcus Mariota, Oregon	348	Marquise Williams, North Carolina	212
Points Responsible For Per Game (200 ranked)	James Conner Chad Voytik Chris Blewitt	49 96 145	5 11 16	12.0 8.9 7.5	Brandon Doughty, Western Ky.	24.2	Marquise Williams, North Carolina	16.5
Punt Return TDs (11 ranked)					Kaelin Clay, Utah De'Mornay Pierson-El, Nebraska	3 3	Jamison Crowder, Duke	2
Punt Returns (58 ranked)	Tyler Boyd	21	2	10.1	Tyler Lockett, Kansas St.	19.1	Jamison Crowder, Duke	12.7
Punting (108 ranked)	Ryan Winslow	83	11	40.1	JK Scott, Alabama	48.0	Wil Baumann, North Carolina St.	45.4
Receiving TDs (78 ranked)	Tyler Boyd	38	2	8	Rashard Higgins, Colorado St.	17	Phillip Dorsett, Miami (FL)	10
Receiving Yards (200 ranked)	Tyler Boyd	11	2	1,261	Rashard Higgins, Colorado St.	1,750	Rashad Greene, Florida St.	1,365
Receiving Yards Per Game (199 ranked)	Tyler Boyd	17	2	97.0	Rashard Higgins, Colorado St.	145.8	Rashad Greene, Florida St.	97.5
Receptions Per Game (195 ranked)	Tyler Boyd	32	3	6.0	Justin Hardy, East Carolina	9.3	Rashad Greene, Florida St.	7.1
Rush Yards Per Carry (156 ranked)	James Conner	24	4	5.92	Devon Johnson, Marshall	8.58	Duke Johnson, Miami (FL)	6.83
Rushing TDs (86 ranked)	James Conner	3	1	26	Melvin Gordon, Wisconsin	29	James Conner, Pittsburgh	26
Rushing Yards (200 ranked)	James Conner Chad Voytik	7 200	1 23	1,765 466	Melvin Gordon, Wisconsin	2,587	James Conner, Pittsburgh	1,765
Rushing Yards Per Game (200 ranked)	James Conner	6	1	135.8	Melvin Gordon, Wisconsin	184.8	James Conner, Pittsburgh	135.8
Sacks (68 ranked)					Nate Orchard, Utah	1.42	Vic Beasley, Clemson	0.92
Scoring (194 ranked)	James Conner Chris Blewitt	4 55	1 6	12.0 7.5	Jay Ajayi, Boise St. Melvin Gordon, Wisconsin	13.7 13.7	James Conner, Pittsburgh	12.0
Solo Tackles (64 ranked)					Eric Kendricks, UCLA	7.8	Denzel Perryman, Miami (FL)	6.1
Tackles For Loss (31 ranked)					Scoby Wright III, Arizona	2.1	Vic Beasley, Clemson	1.7
Total Offense (200 ranked)	Chad Voytik James Conner	78 116	7 13	207.6 135.8	Connor Halliday, Washington St.	415.8	Jameis Winston, Florida St.	305.5
Total Tackles (199 ranked)					Dakota Cox, New Mexico	12.9	David Helton, Duke	10.3
Yards per Pass Attempt (109 ranked)	Chad Voytik	32	3	7.78	Marcus Mariota, Oregon	10.01	Brad Kaaya, Miami (FL)	8.46
Yards per Reception (150 ranked)	Tyler Boyd	62	7	16.17	Devin Smith, Ohio St.	28.21	Phillip Dorsett, Miami (FL)	24.19

**University of Pittsburgh Panthers**  
**PITT Game Results (as of Feb 13, 2015)**  
**All games**

<b>Date</b>	<b>Opponent</b>		<b>Score</b>	<b>Overall</b>	<b>Conference</b>	<b>Time</b>	<b>Attend</b>
8/30/14	DELAWARE	W	62-0	1-0	0-0	2:53	40549
* 9/5/14	at Boston College	W	30-20	2-0	1-0	3:28	30083
9/13/14	at FIU	W	42-25	3-0	1-0	4:16	10147
9/20/14	IOWA	L	20-24	3-1	1-0	3:08	48895
9/27/14	AKRON	L	10-21	3-2	1-0	3:23	40059
* 10/4/14	at Virginia	L	19-24	3-3	1-1	3:15	43307
* 10/16/14	VIRGINIA TECH	W	21-16	4-3	2-1	3:19	43125
* 10/25/14	GEORGIA TECH	L	28-56	4-4	2-2	3:20	44734
* 11/1/14	DUKE	Lo	48-51	4-5	2-3	3:20	39293
* 11/15/14	at North Carolina	L	35-40	4-6	2-4	3:28	53000
* 11/22/14	SYRACUSE	W	30-7	5-6	3-4	3:05	32549
* 11/29/14	at Miami	W	35-23	6-6	4-4	3:19	61106
1/2/15	vs Houston	L	34-35	6-7	4-4	3:21	37888



**University of Pittsburgh Panthers**  
**PITT Overall Team Statistics (as of Feb 13, 2015)**  
**All games**

<b>Team Statistics</b>	<b>UP</b>	<b>OPP</b>
SCORING	414	342
Points Per Game	31.8	26.3
Points Off Turnovers	80	90
FIRST DOWNS	308	246
Rushing	182	118
Passing	107	112
Penalty	19	16
RUSHING YARDAGE	3243	2091
Yards gained rushing	3532	2388
Yards lost rushing	289	297
Rushing Attempts	610	465
Average Per Rush	5.3	4.5
Average Per Game	249.5	160.8
TDs Rushing	35	26
PASSING YARDAGE	2417	2586
Comp-Att-Int	188-308-7	199-372-10
Average Per Pass	7.8	7.0
Average Per Catch	12.9	13.0
Average Per Game	185.9	198.9
TDs Passing	17	17
TOTAL OFFENSE	5660	4677
Total Plays	918	837
Average Per Play	6.2	5.6
Average Per Game	435.4	359.8
KICK RETURNS: #-Yards	41-909	36-716
PUNT RETURNS: #-Yards	23-169	14-66
INT RETURNS: #-Yards	10-95	7-81
KICK RETURN AVERAGE	22.2	19.9
PUNT RETURN AVERAGE	7.3	4.7
INT RETURN AVERAGE	9.5	11.6
FUMBLES-LOST	24-12	16-4
PENALTIES-Yards	83-695	78-634
Average Per Game	53.5	48.8
PUNTS-Yards	50-2003	69-2905
Average Per Punt	40.1	42.1
Net punt average	37.1	38.2
KICKOFFS-Yards	79-4907	62-3737
Average Per Kick	62.1	60.3
Net kick average	41.3	38.4
TIME OF POSSESSION/Game	33:49	26:11
3RD-DOWN Conversions	79/170	65/173
3rd-Down Pct	46%	38%
4TH-DOWN Conversions	10/15	11/18
4th-Down Pct	67%	61%
SACKS BY-Yards	19-133	21-148
MISC YARDS	-1	0
TOUCHDOWNS SCORED	52	45
FIELD GOALS-ATTEMPTS	16-21	10-13
ON-SIDE KICKS	0-0	3-4
RED-ZONE SCORES	(53-59) 90%	(32-38) 84%
RED-ZONE TOUCHDOWNS	(44-59) 75%	(27-38) 71%
PAT-ATTEMPTS	(50-51) 98%	(36-38) 95%
ATTENDANCE	289204	197643
Games/Avg Per Game	7/41315	5/39529
Neutral Site Games		1/37888

<b>Score by Quarters</b>	<b>1st</b>	<b>2nd</b>	<b>3rd</b>	<b>4th</b>	<b>OT</b>	<b>Total</b>
PITT	83	152	79	90	10	414
Opponents	78	77	67	107	13	342

**University of Pittsburgh Panthers**  
**PITT Overall Individual Statistics (as of Feb 13, 2015)**  
**All games**

<u>Rushing</u>	<u>gp</u>	<u>att</u>	<u>gain</u>	<u>loss</u>	<u>net</u>	<u>avg</u>	<u>td</u>	<u>lg</u>	<u>avg/g</u>
James Conner	13	298	1800	35	1765	5.9	26	74	135.8
Chad Voytik	13	108	635	169	466	4.3	3	49	35.8
Chris James	13	87	439	2	437	5.0	4	18	33.6
Isaac Bennett	13	51	284	12	272	5.3	2	29	20.9
Rachid Ibrahim	13	33	269	6	263	8.0	0	50	20.2
Tyler Boyd	13	12	72	9	63	5.2	0	19	4.8
Ronald Jones	8	2	14	0	14	7.0	0	7	1.8
Trey Anderson	3	3	14	4	10	3.3	0	9	3.3
Matt Galambos	13	1	5	0	5	5.0	0	5	0.4
TEAM	12	15	0	52	-52	-3.5	0	0	-4.3
Total	13	610	3532	289	3243	5.3	35	74	249.5
Opponents	13	465	2388	297	2091	4.5	26	57	160.8

<u>Passing</u>	<u>gp</u>	<u>effic</u>	<u>comp-att-int</u>	<u>pct</u>	<u>yds</u>	<u>td</u>	<u>lg</u>	<u>avg/g</u>
Chad Voytik	13	140.20	176-287-7	61.3	2233	16	53	171.8
Trey Anderson	3	151.78	11-18-0	61.1	155	1	39	51.7
TEAM	12	0.00	0-2-0	0.0	0	0	0	0.0
Tyler Boyd	13	343.60	1-1-0	100.0	29	0	29	2.2
Total	13	140.63	188-308-7	61.0	2417	17	53	185.9
Opponents	13	121.59	199-372-10	53.5	2586	17	79	198.9

<u>Receiving</u>	<u>gp</u>	<u>no.</u>	<u>yds</u>	<u>avg</u>	<u>td</u>	<u>lg</u>	<u>avg/g</u>
Tyler Boyd	13	78	1261	16.2	8	53	97.0
J.P. Holtz	13	21	199	9.5	4	22	15.3
Manasseh Garner	11	17	201	11.8	2	22	18.3
Kevin Weatherspoon	13	15	195	13.0	0	39	15.0
Isaac Bennett	13	12	125	10.4	1	35	9.6
Rachid Ibrahim	13	11	73	6.6	0	26	5.6
Ronald Jones	8	9	79	8.8	0	16	9.9
Adonis Jennings	6	6	55	9.2	0	20	9.2
James Conner	13	5	70	14.0	0	40	5.4
Jaymar Parrish	13	4	25	6.2	0	9	1.9
Scott Orndoff	10	4	24	6.0	1	9	2.4
Dontez Ford	13	3	50	16.7	1	26	3.8
Chad Voytik	13	1	29	29.0	0	29	2.2
Chris James	13	1	23	23.0	0	23	1.8
Chris Wuestner	13	1	8	8.0	0	8	0.6
Total	13	188	2417	12.9	17	53	185.9
Opponents	13	199	2586	13.0	17	79	198.9

<u>Punt Returns</u>	<u>no.</u>	<u>yds</u>	<u>avg</u>	<u>td</u>	<u>lg</u>
Tyler Boyd	16	162	10.1	0	45
Kevin Weatherspoon	4	6	1.5	0	9
Ronald Jones	2	4	2.0	0	2
TEAM	1	-3	-3.0	0	0
Total	23	169	7.3	0	45
Opponents	14	66	4.7	0	38

<u>Interceptions</u>	<u>no.</u>	<u>yds</u>	<u>avg</u>	<u>td</u>	<u>lg</u>
Terrish Webb	2	11	5.5	0	11
Lafayette Pitts	2	31	15.5	0	31
Ray Vinopal	2	13	6.5	0	13
Pat Amara	1	0	0.0	0	0
Bam Bradley	1	21	21.0	0	21
Matt Galambos	1	19	19.0	0	19
Todd Thomas	1	0	0.0	0	0
Total	10	95	9.5	0	31
Opponents	7	81	11.6	1	35

<u>Kick Returns</u>	<u>no.</u>	<u>yds</u>	<u>avg</u>	<u>td</u>	<u>lg</u>
Tyler Boyd	16	442	27.6	0	64
Avonte Maddox	11	219	19.9	0	35
Ronald Jones	6	132	22.0	0	35
Kevin Weatherspoon	2	32	16.0	0	18
Jaymar Parrish	2	18	9.0	0	14
Chris Wuestner	2	36	18.0	0	18
Rachid Ibrahim	2	30	15.0	0	15
Total	41	909	22.2	0	64
Opponents	36	716	19.9	1	99

<u>Fumble Returns</u>	<u>no.</u>	<u>yds</u>	<u>avg</u>	<u>td</u>	<u>lg</u>
Todd Thomas	1	2	2.0	0	2
Total	1	2	2.0	0	2
Opponents	1	7	7.0	0	7

**University of Pittsburgh Panthers**  
**PITT Overall Individual Statistics (as of Feb 13, 2015)**  
**All games**

Scoring	td	fg	PAT				dpx	saf	pts
			kick	rush	rcv	pass			
James Conner	26	-	-	-	-	-	-	156	
Chris Blewitt	-	16-21	50-51	-	-	-	-	98	
Tyler Boyd	8	-	-	-	-	-	-	48	
J.P. Holtz	4	-	-	-	-	-	-	24	
Chris James	4	-	-	-	-	-	-	24	
Isaac Bennett	3	-	-	-	-	-	-	18	
Chad Voytik	3	-	-	-	-	0-1	-	18	
Manasseh Garner	2	-	-	-	-	-	-	12	
Dontez Ford	1	-	-	-	-	-	-	6	
Scott Orndoff	1	-	-	-	-	-	-	6	
TEAM	-	-	-	-	-	-	2	4	
Total	52	16-21	50-51	-	-	0-1	-	414	
Opponents	45	10-13	36-38	0-1	2	2-5	-	342	

Total Offense	g	plays	rush	pass	total	avg/g
Chad Voytik	13	395	466	2233	2699	207.6
James Conner	13	298	1765	0	1765	135.8
Chris James	13	87	437	0	437	33.6
Isaac Bennett	13	51	272	0	272	20.9
Rachid Ibrahim	13	33	263	0	263	20.2
Trey Anderson	3	21	10	155	165	55.0
Tyler Boyd	13	13	63	29	92	7.1
Ronald Jones	8	2	14	0	14	1.8
Matt Galambos	13	1	5	0	5	0.4
TEAM	12	17	-52	0	-52	-4.3
Total	13	918	3243	2417	5660	435.4
Opponents	13	837	2091	2586	4677	359.8

Field Goals	fg	pct.	01-19	20-29	30-39	40-49	50-99	lg	blk
Chris Blewitt	16-21	76.2	0-0	3-4	6-7	6-9	1-1	52	2

Punting	no.	yds	avg	lg	tb	fc	i20	50+	blk
Ryan Winslow	50	2003	40.1	51	4	18	21	3	0
Total	50	2003	40.1	51	4	18	21	3	0
Opponents	69	2905	42.1	65	5	21	14	18	1

FG Sequence	PITT	Opponents
Delaware	-	-
Boston College	(49),(42),(41)	46
FIU	(34)	(42)
IOWA	(33),(29)	(52)
Akron	(34)	-
Virginia	(36),(24)	(32)
Virginia Tech	38	(42),(24),(21)
Georgia Tech	-	37
Duke	(38),26,(43)	(23)
North Carolina	45	-
Syracuse	42,44,(46),(31),(46)	34
Miami	-	(40),(48),(36)
Houston	(52),(29)	-

Kickoffs	no.	yds	avg	tb	ob	retn	net	ydln
Chris Blewitt	78	4886	62.6	37	4			
Ryan Winslow	1	21	21.0	0	1			
Total	79	4907	62.1	37	5	19.9	41.3	23
Opponents	62	3737	60.3	18	3	22.2	38.4	26

Numbers in (parentheses) indicate field goal was made.

**University of Pittsburgh Panthers**  
**PITT Overall Individual Statistics (as of Feb 13, 2015)**  
**All games**

<u>All Purpose</u>	<u>g</u>	<u>rush</u>	<u>rcv</u>	<u>pr</u>	<u>kr</u>	<u>ir</u>	<u>total</u>	<u>avg/g</u>
Tyler Boyd	13	63	1261	162	442	0	1928	148.3
James Conner	13	1765	70	0	0	0	1835	141.2
Chad Voytik	13	466	29	0	0	0	495	38.1
Chris James	13	437	23	0	0	0	460	35.4
Isaac Bennett	13	272	125	0	0	0	397	30.5
Rachid Ibrahim	13	263	73	0	30	0	366	28.2
Kevin Weathers	13	0	195	6	32	0	233	17.9
Ronald Jones	8	14	79	4	132	0	229	28.6
Avonte Maddox	13	0	0	0	219	0	219	16.8
Manasseh Garn	11	0	201	0	0	0	201	18.3
J.P. Holtz	13	0	199	0	0	0	199	15.3
Adonis Jennings	6	0	55	0	0	0	55	9.2
Dontez Ford	13	0	50	0	0	0	50	3.8
Chris Wuestner	13	0	8	0	36	0	44	3.4
Jaymar Parrish	13	0	25	0	18	0	43	3.3
Lafayette Pitts	13	0	0	0	0	31	31	2.4
Scott Orndoff	10	0	24	0	0	0	24	2.4
Matt Galambos	13	5	0	0	0	19	24	1.8
Bam Bradley	13	0	0	0	0	21	21	1.6
Ray Vinopal	13	0	0	0	0	13	13	1.0
Terrish Webb	8	0	0	0	0	11	11	1.4
Trey Anderson	3	10	0	0	0	0	10	3.3
TEAM	12	-52	0	-3	0	0	-55	-4.6
Total	13	3243	2417	169	909	95	6833	525.6
Opponents	13	2091	2586	66	716	81	5540	426.2



University of Pittsburgh Panthers  
PITT Overall Defensive Statistics (as of Feb 13, 2015)  
All games

##	Defensive Leaders	gp	Tackles				tfl/yds	Sacks no-yds	Pass defense			Fumbles		blkd	
			ua	a	tot				int-yds	brup	qbh	rcv-yds	ff	kick	saf
28	Anthony Gonzalez	13	62	19	81	5.0-18	1.0-4	.	2	2	1-0	.	.	.	
8	Todd Thomas	13	49	24	73	5.5-19	.	1-0	3	.	1-2	.	.	.	
47	Matt Galambos	13	43	29	72	4.5-10	.	1-19	1	.	.	.	.	.	
9	Ray Vinopal	13	43	25	68	2.0-4	.	2-13	5	2	.	2	.	.	
15	Reggie Mitchell	13	44	18	62	3.0-13	1.0-8	.	7	4	.	2	.	.	
6	Lafayette Pitts	13	32	7	39	1.0-2	.	2-31	6	1	.	.	.	.	
4	Bam Bradley	13	23	13	36	4.0-22	2.0-16	1-21	1	1	.	.	.	.	
2	Terrish Webb	8	24	9	33	1.0-3	.	2-11	1	.	.	.	.	.	
91	Darryl Render	12	18	14	32	6.0-39	2.0-17	.	4	.	.	1	.	.	
14	Avonte Maddox	13	26	6	32	.	.	.	3	.	.	.	.	.	
52	Shakir Soto	13	15	16	31	1.0-12	.	.	.	1	.	.	.	.	
44	David Durham	12	16	14	30	3.5-30	3.0-29	.	2	4	1-0	.	.	.	
3	Nicholas Grigsby	13	21	7	28	4.0-33	3.0-21	.	.	2	.	2	.	.	
95	K.K. Mosley-Smith	13	18	9	27	2.0-3	.	.	3	1	1-0	.	.	.	
25	Pat Amara	10	10	8	18	1.0-1	.	1-0	1	.	.	.	.	.	
92	Rori Blair	12	11	3	14	5.5-24	5.0-23	.	2	.	.	.	.	.	
38	Ryan Lewis	12	8	1	9	.	.	.	.	.	.	.	.	.	
56	Justin Moody	13	6	3	9	1.0-5	1.0-5	.	2	1	.	.	.	.	
54	Tyrique Jarrett	8	1	7	8	.	.	.	.	.	.	.	.	.	
55	Luke Maclean	4	3	3	6	1.5-7	0.5-5	.	.	.	.	.	.	.	
58	Quintin Wirginis	12	3	2	5	.	.	.	.	.	.	.	.	.	
30	Mike Caprara	4	4	1	5	.	.	.	.	.	.	.	.	.	
17	Chris Wuestner	13	3	2	5	.	.	.	.	.	.	.	.	.	
96	Devin Cook	9	2	2	4	0.5-5	0.5-5	.	.	1	.	.	.	.	
12	Chris Blewitt	13	2	1	3	.	.	.	.	.	.	.	.	.	
94	Jeremiah Taleni	6	2	.	2	1.0-2	.	.	.	1	.	.	.	.	
23	Tyler Boyd	13	2	.	2	.	.	.	.	.	.	.	.	.	
67	David Murphy	13	2	.	2	.	.	.	.	.	.	.	.	.	
34	Isaac Bennett	13	1	.	1	.	.	.	.	.	.	.	.	.	
24	James Conner	13	1	.	1	.	.	.	.	.	.	.	.	.	
51	Jacob Craig	2	.	1	1	.	.	.	.	.	.	.	.	.	
26	Jevonte Pitts	4	1	.	1	1.0-2	.	.	.	.	.	.	.	.	
16	Chad Voytik	13	1	.	1	.	.	.	.	.	.	.	.	.	
98	LaQuentin Smith	3	1	.	1	.	.	.	.	.	.	.	.	.	
TM	TEAM	12	.	.	.	.	.	.	.	.	.	.	1	2	
19	Dontez Ford	13	.	.	.	.	.	.	.	.	.	.	1	.	
Total		13	498	244	742	54-254	19-133	10-95	43	21	4-2	7	2	2	
Opponents		13	546	399	945	54-252	21-148	7-81	28	28	12-7	13	2	1	

**University of Pittsburgh Panthers**  
**PITT Team Game-by-Game (as of Feb 13, 2015)**  
**All games**

**TEAM STATISTICS**

Date	Opponent	Rushing				Receiving				Passing				Kick Returns				Punt Returns				tot off
		no.	yds	td	lg	no.	yds	td	lg	cmp	att	int	yds	td	lg	no.	yds	td	lg	no.	yds	
8/30/14	DELAWARE	56	409	7	60	11	92	2	16	11-14-0	92	2	16	1	14	0	14	8	80	0	35	501
9/5/14	at Boston College	51	303	1	23	10	111	2	41	10-20-1	111	2	41	0	0	0	0	2	13	0	11	414
9/13/14	at FIU	54	321	4	41	11	101	1	19	11-19-1	101	1	19	5	67	0	18	2	-3	0	2	422
9/20/14	IOWA	42	185	2	24	19	250	0	39	19-30-1	250	0	39	0	0	0	0	0	0	0	0	435
9/27/14	AKRON	40	129	0	15	20	220	1	26	20-34-1	220	1	26	4	113	0	35	3	-10	0	0	349
10/4/14	at Virginia	35	116	0	23	16	195	2	34	16-30-1	195	2	34	3	54	0	19	2	45	0	45	311
10/16/14	VIRGINIA TECH	43	210	2	49	11	121	1	53	11-18-1	121	1	53	4	87	0	27	2	8	0	8	331
10/25/14	GEORGIA TECH	31	198	3	74	23	328	1	39	23-35-0	328	1	39	3	60	0	22	1	6	0	6	526
11/1/14	DUKE	65	358	4	19	16	236	2	48	16-24-0	236	2	48	6	152	0	64	0	0	0	0	594
11/15/14	at North Carolina	53	305	4	56	11	218	1	50	11-16-0	218	1	50	3	58	0	20	1	1	0	1	523
11/22/14	SYRACUSE	52	256	1	29	14	189	2	49	14-20-1	189	2	49	2	27	0	23	1	29	0	29	445
11/29/14	at Miami	47	226	4	19	8	134	1	40	8-12-0	134	1	40	6	190	0	53	0	0	0	0	360
1/2/15	vs Houston	41	227	3	20	18	222	1	24	18-36-0	222	1	24	4	87	0	28	1	0	0	0	449
Opponents		610	3243	35	74	188	2417	17	53	188-308-7	2417	17	53	41	909	0	64	23	169	0	45	5660
		465	2091	26	57	199	2586	17	79	199-372-10	2586	17	79	36	716	1	99	14	66	0	38	4677

Games played: 13  
 Avg per rush: 5.3  
 Avg per catch: 12.9  
 Pass efficiency: 140.63  
 Kick ret avg: 22.2  
 Punt ret avg: 7.3  
 All purpose avg/game: 525.6  
 Total offense avg/gm: 435.4

Date	Opponent	Tackles				Sacks no-yds	Fumble		Pass Defense			blkd kick	PAT Attempts			off		
		ua	a	total	tfl-yds		ff	fr-yds	int-yds	qbh	brup		kick	rush	rcv	saf	t/o	pts
8/30/14	DELAWARE	33	16	49	7.0-39	2.0-19	0	0-0	3-30	1	1	0	8-9	0	0	0	60	62
9/5/14	at Boston College	37	10	47	6.0-40	3.0-23	0	0-0	2-13	1	2	0	3-3	0	0	0	0	30
9/13/14	at FIU	40	10	50	6.0-37	4.0-21	1	1-0	0-0	1	7	0	5-5	0	0	2	0	42
9/20/14	IOWA	30	34	64	1.0-2	0.0-0	0	0-0	1-31	4	0	0	2-2	0	0	0	0	20
9/27/14	AKRON	37	18	55	2.0-14	2.0-14	1	0-0	1-0	1	4	0	1-1	0	0	0	0	10
10/4/14	at Virginia	32	36	68	4.0-20	1.0-15	0	0-0	1-0	0	2	1	1-1	0	0	0	6	19
10/16/14	VIRGINIA TECH	39	18	57	3.0-22	3.0-22	2	1-0	0-0	4	5	0	3-3	0	0	0	14	21
10/25/14	GEORGIA TECH	46	26	72	3.0-10	0.0-0	1	1-0	0-0	1	3	0	4-4	0	0	0	0	28
11/1/14	DUKE	34	24	58	1.0-1	0.0-0	0	0-0	0-0	1	3	0	6-6	0	0	0	0	48
11/15/14	at North Carolina	46	18	64	6.0-12	1.0-1	0	0-0	0-0	3	7	0	5-5	0	0	0	0	35
11/22/14	SYRACUSE	34	10	44	4.0-16	0.0-0	2	1-2	2-21	0	2	0	3-3	0	0	0	0	30
11/29/14	at Miami	40	18	58	3.0-9	0.0-0	0	0-0	0-0	3	6	0	5-5	0	0	0	0	35
1/2/15	vs Houston	50	6	56	8.0-32	3.0-18	0	0-0	0-0	1	1	1	4-4	0	0	0	0	34
Opponents		498	244	742	54.0-254	19.0-133	7	4-2	10-95	21	43	2	50-51	0	0	2	80	414
		546	399	945	54.0-252	21.0-148	13	12-7	7-81	28	28	2	36-38	0	2	1	90	342

Date	Opponent	Punting							Field Goals			Kickoffs						
		no.	yds	avg	long	blkd	tb	fc	50+	i20	md-att	long	blkd	no.	yds	avg	tb	ob
8/30/14	DELAWARE	2	66	33.0	35	0	0	1	0	1	0-0	0	0	10	643	64.3	5	1
9/5/14	at Boston College	5	212	42.4	48	0	1	3	0	1	3-3	49	0	7	447	63.9	4	0
9/13/14	at FIU	5	199	39.8	48	0	0	1	0	2	1-1	34	0	8	486	60.8	7	1
9/20/14	IOWA	3	107	35.7	42	0	0	0	0	2	2-2	33	0	5	287	57.4	2	0
9/27/14	AKRON	7	293	41.9	49	0	1	2	0	2	1-1	34	0	3	195	65.0	3	0
10/4/14	at Virginia	7	278	39.7	50	0	1	2	1	2	2-2	36	0	5	264	52.8	0	1
10/16/14	VIRGINIA TECH	7	291	41.6	50	0	0	1	1	5	0-1	0	1	4	240	60.0	2	1
10/25/14	GEORGIA TECH	2	84	42.0	43	0	1	0	0	0	0-0	0	0	5	323	64.6	3	0
11/1/14	DUKE	1	35	35.0	35	0	0	0	0	0	2-3	43	0	7	439	62.7	2	0
11/15/14	at North Carolina	4	153	38.2	51	0	0	2	1	2	0-1	0	1	6	368	61.3	2	1
11/22/14	SYRACUSE	1	48	48.0	48	0	0	1	0	1	3-5	46	0	7	450	64.3	4	0
11/29/14	at Miami	4	150	37.5	42	0	0	3	0	2	0-0	0	0	6	385	64.2	2	0
1/2/15	vs Houston	2	87	43.5	44	0	0	2	0	1	2-2	52	0	6	380	63.3	1	0
Opponents		50	2003	40.1	51	0	4	18	3	21	16-21	52	2	79	4907	62.1	37	5
		69	2905	42.1	65	1	5	21	18	14	10-13	52	0	62	3737	60.3	18	3

University of Pittsburgh Panthers  
PITT Opponent Game-by-Game (as of Feb 13, 2015)  
All games

OPPONENT STATISTICS

Date	Opponent	Rushing				Receiving				Passing				Kick Returns				Punt Returns				tot off	
		no.	yds	td	lg	no.	yds	td	lg	cmp	att	int	yds	td	lg	no.	yds	td	lg	no.	yds		td
8/30/14	DELAWARE	31	33	0	8	9	31	0	7	9-16-3	31	0	7	4	74	0	26	0	0	0	0	0	64
9/5/14	at Boston College	34	142	2	51	10	134	1	48	10-28-2	134	1	48	3	81	0	34	0	0	0	0	0	276
9/13/14	at FIU	33	57	1	16	17	236	2	57	17-35-0	236	2	57	0	0	0	0	1	11	0	11	293	
9/20/14	IOWA	35	133	2	19	12	178	1	62	12-18-1	178	1	62	2	31	0	22	1	8	0	8	311	
9/27/14	AKRON	36	169	2	42	17	213	1	52	17-35-1	213	1	52	0	0	0	0	2	2	0	2	382	
10/4/14	at Virginia	43	225	1	48	10	121	1	30	10-17-1	121	1	30	4	83	0	25	3	1	0	1	346	
10/16/14	VIRGINIA TECH	22	26	0	9	26	265	1	41	26-45-0	265	1	41	1	9	0	9	4	43	0	38	291	
10/25/14	GEORGIA TECH	64	465	7	57	5	147	1	79	5-12-0	147	1	79	2	33	0	18	1	0	0	0	612	
11/1/14	DUKE	27	172	3	19	23	266	3	45	23-31-0	266	3	45	5	180	1	99	1	3	0	3	438	
11/15/14	at North Carolina	43	226	5	45	23	276	1	63	23-40-0	276	1	63	3	51	0	21	1	-2	0	0	502	
11/22/14	SYRACUSE	29	106	1	33	10	149	0	46	10-25-2	149	0	46	3	52	0	22	0	0	0	0	255	
11/29/14	at Miami	28	125	0	28	22	296	2	51	22-45-0	296	2	51	4	59	0	19	0	0	0	0	421	
1/2/15	vs Houston	40	212	2	31	15	274	3	43	15-25-0	274	3	43	5	63	0	16	0	0	0	0	486	
		465	2091	26	57	199	2586	17	79	199-372-10	2586	17	79	36	716	1	99	14	66	0	38	4677	
PITT		610	3243	35	74	188	2417	17	53	188-308-7	2417	17	53	41	909	0	64	23	169	0	45	5660	

Games played: 13  
Avg per rush: 4.5  
Avg per catch: 13.0  
Pass efficiency: 121.59  
Kick ret avg: 19.9  
Punt ret avg: 4.7  
All purpose avg/game: 426.2  
Total offense avg/gm: 359.8

Date	Opponent	Tackles				Sacks no-yds	Fumble		Pass Defense			blkd kick	PAT Attempts			off						
		ua	a	total	tfl-yds		ff	fr-yds	int-yds	qbh	brup		kick	rush	rcv	saf	t/o	pts				
8/30/14	DELAWARE	49	30	79	0.0-0	0.0-0	2	1-0	0-0	0	1	0	0-0	0	0	0	0	0	0	0	0	0
9/5/14	at Boston College	46	26	72	3.0-5	0.0-0	0	0-0	1-23	0	2	0	2-2	0	0	0	0	0	0	0	0	20
9/13/14	at FIU	49	18	67	4.0-16	3.0-8	1	2-0	1-0	1	0	0	2-2	0	0	1	0	1	0	0	25	
9/20/14	IOWA	37	34	71	3.0-11	1.0-7	0	0-0	1-8	4	4	0	3-3	0	0	0	0	0	0	0	24	
9/27/14	AKRON	46	27	73	5.0-32	3.0-24	1	1-0	1-8	4	2	0	3-3	0	0	0	0	0	0	0	21	
10/4/14	at Virginia	31	46	77	7.0-46	4.0-34	0	0-0	1-35	0	8	0	3-3	0	0	0	0	14	0	0	24	
10/16/14	VIRGINIA TECH	37	24	61	9.0-34	2.0-17	1	1-0	1-7	1	3	1	1-1	0	0	0	0	6	0	0	16	
10/25/14	GEORGIA TECH	37	20	57	5.0-27	3.0-20	6	6-7	0-0	2	3	0	8-8	0	0	0	0	70	0	0	56	
11/1/14	DUKE	55	44	99	4.0-36	2.0-16	0	0-0	0-0	6	1	0	6-6	0	0	0	0	0	0	0	51	
11/15/14	at North Carolina	33	52	85	3.0-12	1.0-9	1	1-0	0-0	2	0	1	2-3	0	1	0	0	0	0	0	40	
11/22/14	SYRACUSE	45	26	71	6.0-23	1.0-11	0	0-0	1-0	4	2	0	1-1	0	0	0	0	0	0	0	7	
11/29/14	at Miami	29	40	69	4.0-8	0.0-0	1	0-0	0-0	1	1	0	2-2	0	0	0	0	0	0	0	23	
1/2/15	vs Houston	52	12	64	1.0-2	1.0-2	0	0-0	0-0	3	1	0	3-4	0	1	0	0	0	0	0	35	
		546	399	945	54.0-252	21.0-148	13	12-7	7-81	28	28	2	36-38	0	2	1	90	0	0	0	342	
PITT		498	244	742	54.0-254	19.0-133	7	4-2	10-95	21	43	2	50-51	0	0	2	80	0	0	0	414	

Date	Opponent	Punting								Field Goals			Kickoffs					
		no.	yds	avg	long	blkd	tb	fc	50+	i20	md-att	long	blkd	no.	yds	avg	tb	ob
8/30/14	DELAWARE	8	373	46.6	56	0	0	0	3	0	0-0	0	0	1	49	49.0	0	0
9/5/14	at Boston College	7	318	45.4	62	0	1	4	2	1	0-1	0	0	3	195	65.0	3	0
9/13/14	at FIU	7	238	34.0	54	0	0	0	1	1	1-1	42	0	6	296	49.3	0	1
9/20/14	IOWA	3	117	39.0	51	0	0	2	1	1	1-1	52	0	5	325	65.0	5	0
9/27/14	AKRON	7	356	50.9	65	0	2	2	5	3	0-0	0	0	4	233	58.2	0	0
10/4/14	at Virginia	6	214	35.7	46	1	1	2	0	2	1-1	32	0	5	299	59.8	0	2
10/16/14	VIRGINIA TECH	7	292	41.7	57	0	0	2	2	1	3-3	42	0	4	245	61.2	0	0
10/25/14	GEORGIA TECH	2	83	41.5	44	0	0	1	0	0	0-1	0	0	9	577	64.1	6	0
11/1/14	DUKE	3	139	46.3	57	0	1	1	1	1	1-1	23	0	6	372	62.0	0	0
11/15/14	at North Carolina	5	196	39.2	45	0	0	2	0	1	0-0	0	0	7	449	64.1	4	0
11/22/14	SYRACUSE	5	212	42.4	48	0	0	1	0	1	0-1	0	0	2	92	46.0	0	0
11/29/14	at Miami	4	163	40.8	58	0	0	1	2	0	3-3	48	0	6	366	61.0	0	0
1/2/15	vs Houston	5	204	40.8	60	0	0	3	1	2	0-0	0	0	4	239	59.8	0	0
		69	2905	42.1	65	1	5	21	18	14	10-13	52	0	62	3737	60.3	18	3
PITT		50	2003	40.1	51	0	4	18	3	21	16-21	52	2	79	4907	62.1	37	5

**University of Pittsburgh Panthers**  
**PITT Game Superlatives (as of Feb 13, 2015)**  
**All games**

**INDIVIDUAL GAME HIGHS**

Rushes	38	James Conner vs Duke (11/1/14)
Yards Rushing	263	James Conner vs Duke (11/1/14)
TD Rushes	4	James Conner vs Delaware (8/30/14)
	4	James Conner at North Carolina (11/15/14)
Long Rush	74	James Conner vs Georgia Tech (10/25/14)
Pass attempts	35	Chad Voytik vs Houston (1/2/15)
Pass completions	20	Chad Voytik vs Akron (9/27/14)
Yards Passing	250	Chad Voytik vs IOWA (9/20/14)
TD Passes	2	Chad Voytik vs Delaware (8/30/14)
	2	Chad Voytik at Boston College (9/5/14)
	2	Chad Voytik at Virginia (10/4/14)
	2	Chad Voytik vs Duke (11/1/14)
	2	Chad Voytik vs Syracuse (11/22/14)
Long Pass	53	Chad Voytik vs Virginia Tech (10/16/14)
Receptions	10	Tyler Boyd vs IOWA (9/20/14)
Yards Receiving	160	Tyler Boyd at North Carolina (11/15/14)
TD Receptions	2	Tyler Boyd at Boston College (9/5/14)
	2	J.P. Holtz vs Duke (11/1/14)
Long Reception	53	Tyler Boyd vs Virginia Tech (10/16/14)
Field Goals	3	Chris Blewitt at Boston College (9/5/14)
	3	Chris Blewitt vs Syracuse (11/22/14)
Long Field Goal	52	Chris Blewitt vs Houston (1/2/15)
Punts	7	Ryan Winslow vs Akron (9/27/14)
	7	Ryan Winslow at Virginia (10/4/14)
	7	Ryan Winslow vs Virginia Tech (10/16/14)
Punting Avg	48.0	Ryan Winslow vs Syracuse (11/22/14)
Long Punt	51	Ryan Winslow at North Carolina (11/15/14)
Punts inside 20	5	Ryan Winslow vs Virginia Tech (10/16/14)
Long Punt Return	45	Tyler Boyd at Virginia (10/4/14)
Long Kickoff Return	64	Tyler Boyd vs Duke (11/1/14)
Tackles	15	Todd Thomas vs Georgia Tech (10/25/14)
Sacks	1.0	Reggie Mitchell vs Delaware (8/30/14)
	1.0	David Durham vs Delaware (8/30/14)
	1.0	Bam Bradley at Boston College (9/5/14)
	1.0	Anthony Gonzalez at Boston College (9/5/14)
	1.0	Rori Blair at Boston College (9/5/14)
	1.0	Nicholas Grigsby at FIU (9/13/14)
	1.0	Justin Moody at FIU (9/13/14)
	1.0	Darryl Render at FIU (9/13/14)
	1.0	David Durham vs Akron (9/27/14)
	1.0	Rori Blair vs Akron (9/27/14)
	1.0	Darryl Render at Virginia (10/4/14)
	1.0	Nicholas Grigsby vs Virginia Tech (10/16/14)
	1.0	David Durham vs Virginia Tech (10/16/14)
	1.0	Rori Blair vs Virginia Tech (10/16/14)
	1.0	Rori Blair at North Carolina (11/15/14)
	1.0	Bam Bradley vs Houston (1/2/15)
	1.0	Nicholas Grigsby vs Houston (1/2/15)
	1.0	Rori Blair vs Houston (1/2/15)
Tackles For Loss	3.0	Todd Thomas at North Carolina (11/15/14)
Interceptions	1	Terrish Webb vs Delaware (8/30/14)
	1	Todd Thomas vs Delaware (8/30/14)
	1	Matt Galambos vs Delaware (8/30/14)
	1	Ray Vinopal at Boston College (9/5/14)
	1	Terrish Webb at Boston College (9/5/14)
	1	Lafayette Pitts vs IOWA (9/20/14)



University of Pittsburgh Panthers  
PITT Game Superlatives (as of Feb 13, 2015)  
All games

1	Ray Vinopal vs Akron (9/27/14)
1	Pat Amara at Virginia (10/4/14)
1	Bam Bradley vs Syracuse (11/22/14)
1	Lafayette Pitts vs Syracuse (11/22/14)

**University of Pittsburgh Panthers**  
**PITT Game Superlatives (as of Feb 13, 2015)**  
**All games**

**TEAM GAME HIGHS**

Rushes	65	vs Duke (11/1/14)
Yards Rushing	409	vs Delaware (8/30/14)
Yards Per Rush	7.3	vs Delaware (8/30/14)
TD Rushes	7	vs Delaware (8/30/14)
Pass attempts	36	vs Houston (1/2/15)
Pass completions	23	vs Georgia Tech (10/25/14)
Yards Passing	328	vs Georgia Tech (10/25/14)
Yards Per Pass	13.6	at North Carolina (11/15/14)
TD Passes	2	vs Delaware (8/30/14)
	2	at Boston College (9/5/14)
	2	at Virginia (10/4/14)
	2	vs Duke (11/1/14)
	2	vs Syracuse (11/22/14)
Total Plays	89	vs Duke (11/1/14)
Total Offense	594	vs Duke (11/1/14)
Yards Per Play	8.0	vs Georgia Tech (10/25/14)
Points	62	vs Delaware (8/30/14)
Sacks By	4	at FIU (9/13/14)
First Downs	37	vs Duke (11/1/14)
Penalties	10	at Virginia (10/4/14)
Penalty Yards	80	vs IOWA (9/20/14)
Turnovers	6	vs Georgia Tech (10/25/14)
Interceptions By	3	vs Delaware (8/30/14)
Punts	7	vs Akron (9/27/14)
	7	at Virginia (10/4/14)
	7	vs Virginia Tech (10/16/14)
Punting Avg	48.0	vs Syracuse (11/22/14)
Long Punt	51	at North Carolina (11/15/14)
Punts inside 20	5	vs Virginia Tech (10/16/14)
Long Punt Return	45	at Virginia (10/4/14)

**University of Pittsburgh Panthers**  
**PITT Game Superlatives (as of Feb 13, 2015)**  
**All games**

**OPPONENT INDIVIDUAL GAME HIGHS**

Rushes	29	Parks, K, at Virginia (10/4/14)
Yards Rushing	169	Parks, K, at Virginia (10/4/14)
TD Rushes	3	Snoddy, B., vs Georgia Tech (10/25/14)
	3	Williams, M, at North Carolina (11/15/14)
Long Rush	57	Zenon, T., vs Georgia Tech (10/25/14)
Pass attempts	45	Brewer, M, vs Virginia Tech (10/16/14)
	45	Brad Kaaya, at Miami (11/29/14)
Pass completions	26	Brewer, M, vs Virginia Tech (10/16/14)
Yards Passing	296	Brad Kaaya, at Miami (11/29/14)
TD Passes	3	Boone, A, vs Duke (11/1/14)
	3	WARD Jr., Greg, vs Houston (1/2/15)
Long Pass	79	Thomas, J., vs Georgia Tech (10/25/14)
Receptions	9	Crowder, J, vs Duke (11/1/14)
Yards Receiving	165	Crowder, J, vs Duke (11/1/14)
TD Receptions	2	Crowder, J, vs Duke (11/1/14)
	2	GREENBERRY, D., vs Houston (1/2/15)
Long Reception	79	Perkins, C., vs Georgia Tech (10/25/14)
Field Goals	3	Slye, J, vs Virginia Tech (10/16/14)
	3	Michael Badgley, at Miami (11/29/14)
Long Field Goal	52	Koehn, Marshall, vs IOWA (9/20/14)
Punts	8	Enderson,E., vs Delaware (8/30/14)
Punting Avg	50.9	PAUL, Zach, vs Akron (9/27/14)
Long Punt	65	PAUL, Zach, vs Akron (9/27/14)
Punts inside 20	3	PAUL, Zach, vs Akron (9/27/14)
Long Punt Return	38	Stroman, G, vs Virginia Tech (10/16/14)
Long Kickoff Return	99	Edwards, D, vs Duke (11/1/14)
Tackles	18	Helton, D, vs Duke (11/1/14)
Sacks	2.0	Gotsis, A., vs Georgia Tech (10/25/14)
Tackles For Loss	3.0	Marshall, C, vs Virginia Tech (10/16/14)
	3.0	Davis, P., vs Georgia Tech (10/25/14)
Interceptions	1	Daniels,S, at Boston College (9/5/14)
	1	MYRTIL, W., at FIU (9/13/14)
	1	Gair, Anthony, vs IOWA (9/20/14)
	1	SCOTT, DeAndre, vs Akron (9/27/14)
	1	Valles, M, at Virginia (10/4/14)
	1	Marshall, C, vs Virginia Tech (10/16/14)
	1	Cordy, A., vs Syracuse (11/22/14)

**University of Pittsburgh Panthers**  
**PITT Game Superlatives (as of Feb 13, 2015)**  
**All games**

**OPPONENT TEAM GAME HIGHS**

Rushes	64	vs Georgia Tech (10/25/14)
Yards Rushing	465	vs Georgia Tech (10/25/14)
Yards Per Rush	7.3	vs Georgia Tech (10/25/14)
TD Rushes	7	vs Georgia Tech (10/25/14)
Pass attempts	45	vs Virginia Tech (10/16/14)
	45	at Miami (11/29/14)
Pass completions	26	vs Virginia Tech (10/16/14)
Yards Passing	296	at Miami (11/29/14)
Yards Per Pass	12.2	vs Georgia Tech (10/25/14)
TD Passes	3	vs Duke (11/1/14)
	3	vs Houston (1/2/15)
Total Plays	83	at North Carolina (11/15/14)
Total Offense	612	vs Georgia Tech (10/25/14)
Yards Per Play	8.1	vs Georgia Tech (10/25/14)
Points	56	vs Georgia Tech (10/25/14)
Sacks By	4	at Virginia (10/4/14)
First Downs	30	at North Carolina (11/15/14)
Penalties	10	vs Akron (9/27/14)
Penalty Yards	100	vs Houston (1/2/15)
Turnovers	3	vs Delaware (8/30/14)
	3	vs Syracuse (11/22/14)
Interceptions By	1	at Boston College (9/5/14)
	1	at FIU (9/13/14)
	1	vs IOWA (9/20/14)
	1	vs Akron (9/27/14)
	1	at Virginia (10/4/14)
	1	vs Virginia Tech (10/16/14)
	1	vs Syracuse (11/22/14)
Punts	8	vs Delaware (8/30/14)
Punting Avg	50.9	vs Akron (9/27/14)
Long Punt	65	vs Akron (9/27/14)
Punts inside 20	3	vs Akron (9/27/14)
Long Punt Return	38	vs Virginia Tech (10/16/14)



University of Pittsburgh Panthers  
PITT Red-Zone Results (as of Feb 13, 2015)  
All games

PITT Inside Opponent Red-Zone

Date	Opponent	Score	Times In RZ	Times Scored	Total Pts	Rush TDs	Pass TDs	FGs Made	Failed to score inside RZ						
									FGA	Down	Int	Fumb	Half	Game	
8/30/14	DELAWARE	W 62-0	9	9	62	9	7	2	0	0	0	0	0	0	0
9/5/14	at Boston College	W 30-20	3	3	21	3	1	2	0	0	0	0	0	0	0
9/13/14	at FIU	W 42-25	6	4	24	3	2	1	1	0	0	0	2	0	0
9/20/14	IOWA	L 20-24	4	4	20	2	2	0	2	0	0	0	0	0	0
9/27/14	AKRON	L 10-21	2	2	10	1	0	1	1	0	0	0	0	0	0
10/4/14	at Virginia	L 19-24	4	4	19	2	0	2	2	0	0	0	0	0	0
10/16/14	VIRGINIA TECH	W 21-16	3	2	14	2	2	0	0	1	0	0	0	0	0
10/25/14	GEORGIA TECH	L 28-56	4	3	21	3	3	0	0	0	1	0	0	0	0
11/1/14	DUKE	L 48-51	8	7	45	6	4	2	1	1	0	0	0	0	0
11/15/14	at North Carolina	L 35-40	2	2	14	2	2	0	0	0	0	0	0	0	0
11/22/14	SYRACUSE	W 30-7	4	3	17	2	1	1	1	0	0	1	0	0	0
11/29/14	at Miami	W 35-23	5	5	35	5	4	1	0	0	0	0	0	0	0
1/2/15	vs Houston	L 34-35	5	5	31	4	3	1	1	0	0	0	0	0	0
Totals			59	53	333	44	31	13	9	2	1	1	2	0	0

53 of 59 (89.8%)

Opponents Inside PITT Red-Zone

Date	Opponent	Score	Times In RZ	Times Scored	Total Pts	Rush TDs	Pass TDs	FGs Made	Failed to score inside RZ						
									FGA	Down	Int	Fumb	Half	Game	
8/30/14	DELAWARE	W 62-0	0	0	0	0	0	0	0	0	0	0	0	0	0
9/5/14	at Boston College	W 30-20	2	2	13	2	2	0	0	0	0	0	0	0	0
9/13/14	at FIU	W 42-25	2	2	13	2	1	1	0	0	0	0	0	0	0
9/20/14	IOWA	L 20-24	3	3	21	3	2	1	0	0	0	0	0	0	0
9/27/14	AKRON	L 10-21	3	2	14	2	2	0	0	0	0	1	0	0	0
10/4/14	at Virginia	L 19-24	2	2	10	1	0	1	1	0	0	0	0	0	0
10/16/14	VIRGINIA TECH	W 21-16	3	3	13	1	0	1	2	0	0	0	0	0	0
10/25/14	GEORGIA TECH	L 28-56	7	4	28	4	4	0	0	1	1	0	1	0	0
11/1/14	DUKE	L 48-51	5	5	30	4	3	1	1	0	0	0	0	0	0
11/15/14	at North Carolina	L 35-40	3	3	19	3	3	0	0	0	0	0	0	0	0
11/22/14	SYRACUSE	W 30-7	2	1	7	1	1	0	0	1	0	0	0	0	0
11/29/14	at Miami	W 35-23	3	2	10	1	0	1	1	0	1	0	0	0	0
1/2/15	vs Houston	L 34-35	3	3	20	3	2	1	0	0	0	0	0	0	0
Totals			38	32	198	27	20	7	5	2	2	1	1	0	0

32 of 38 (84.2%)

**University of Pittsburgh Panthers**  
**PITT Games Played (as of Feb 13, 2015)**  
**All games**

##	PLAYER	GP-GS	DELAWA	BC	FIU	IOWA	AKRON	VA	VT	GT	DU	NC	SU	UM	HOU
25	Amara, P.	10/2	XXX	...	...	...	XXX	XXX	START	XXX	START	XXX	XXX	XXX	XXX
11	Anderson, T.	3/-	XXX	...	XXX	...	...	...	...	XXX	...	...	...	...	...
72	Baker, C.	11/-	XXX	...	...	XXX	XXX	XXX	XXX	XXX	XXX	XXX	XXX	XXX	XXX
34	Bennett, I.	13/-	XXX	XXX	XXX	XXX	XXX	XXX	XXX	XXX	XXX	XXX	XXX	XXX	XXX
69	Bisnowaty, A.	11/10	START	START	START	START	START	...	START	START	START	START	...	XXX	START
92	Blair, R.	12/2	XXX	XXX	XXX	START	START	XXX	XXX	...	XXX	XXX	XXX	XXX	XXX
12	Blewitt, C.	13/-	XXX	XXX	XXX	XXX	XXX	XXX	XXX	XXX	XXX	XXX	XXX	XXX	XXX
23	Boyd, T.	13/12	START	START	START	START	START	START	START	START	START	START	XXX	START	START
4	Bradley, B.	13/1	XXX	XXX	XXX	XXX	START	XXX	XXX	XXX	XXX	XXX	XXX	XXX	XXX
30	Caprara, M.	4/-	XXX	...	...	...	...	...	...	XXX	...	XXX	XXX	...	...
80	Challingsworth	10/-	XXX	...	...	...	XXX	XXX	XXX	XXX	XXX	XXX	XXX	XXX	XXX
68	Clemmings, T.	13/13	START	START	START	START	START	START	START	START	START	START	START	START	START
24	Conner, J.	13/13	START	START	START	START	START	START	START	START	START	START	START	START	START
96	Cook, D.	9/-	XXX	...	XXX	...	XXX	...	XXX	XXX	XXX	XXX	XXX	XXX	...
51	Craig, J.	2/-	XXX	...	...	...	...	...	...	...	XXX	...	...	...	...
36	Dunn, M.	1/-	XXX	...	...	...	...	...	...	...	...	...	...	...	...
44	Durham, D.	12/10	START	START	...	XXX	XXX	START	START	START	START	START	START	START	START
45	Edwards, D.	13/-	XXX	XXX	XXX	XXX	XXX	XXX	XXX	XXX	XXX	XXX	XXX	XXX	XXX
19	Ford, D.	13/3	XXX	XXX	XXX	XXX	XXX	XXX	XXX	XXX	XXX	XXX	START	START	START
47	Galambos, M.	13/10	START	START	START	START	XXX	START	START	XXX	XXX	START	START	START	START
82	Garner, M.	11/9	START	START	START	START	START	START	START	START	START	...	XXX	...	XXX
28	Gonzalez, A.	13/13	START	START	START	START	START	START	START	START	START	START	START	START	START
87	Green, R.	1/-	XXX	...	...	...	...	...	...	...	...	...	...	...	...
3	Grigsby, N.	13/1	XXX	XXX	XXX	XXX	XXX	XXX	XXX	START	XXX	XXX	XXX	XXX	XXX
62	Guy, J.	12/-	XXX	...	XXX	XXX	XXX	XXX	XXX	XXX	XXX	XXX	XXX	XXX	XXX
81	Harper, T.	7/-	XXX	XXX	XXX	XXX	XXX	XXX	...	...	...	...	...	...	XXX
86	Holtz, J.	13/13	START	START	START	START	START	START	START	START	START	START	START	START	START
29	Ibrahim, R.	13/-	XXX	XXX	XXX	XXX	XXX	XXX	XXX	XXX	XXX	XXX	XXX	XXX	XXX
3J	James, C.	13/-	XXX	XXX	XXX	XXX	XXX	XXX	XXX	XXX	XXX	XXX	XXX	XXX	XXX
54	Jarrett, T.	8/-	XXX	XXX	XXX	XXX	XXX	XXX	XXX	...	...	...	...	...	XXX
2J	Jennings, A.	6/1	...	...	...	...	XXX	XXX	XXX	XXX	XXX	START	...	...	...
53	Johnson, D.	13/13	START	START	START	START	START	START	START	START	START	START	START	START	START
10	Jones, R.	8/-	XXX	XXX	XXX	XXX	XXX	XXX	XXX	XXX	...	...	...	...	...
75	Jones-Smith, J.	13/3	XXX	XXX	XXX	XXX	XXX	START	XXX	XXX	XXX	XXX	START	START	XXX
46	Lazenga, A.	11/-	...	XXX	...	XXX	XXX	XXX	XXX	XXX	XXX	XXX	XXX	XXX	XXX
38	Lewis, R.	12/-	XXX	XXX	XXX	XXX	XXX	XXX	XXX	XXX	...	XXX	XXX	XXX	XXX
4L	Lively, C.	1/-	XXX	...	...	...	...	...	...	...	...	...	...	...	...
55	Maclean, L.	4/1	XXX	XXX	START	XXX	...	...	...	...	...	...	...	...	...
14	Maddox, A.	13/6	XXX	XXX	XXX	XXX	START	XXX	XXX	XXX	START	START	START	START	START
15	Mitchell, R.	13/13	START	START	START	START	START	START	START	START	START	START	START	START	START
56	Moody, J.	13/2	XXX	XXX	XXX	XXX	XXX	XXX	XXX	XXX	XXX	XXX	XXX	START	START
95	Mosley-Smith, K	13/12	START	START	START	START	START	START	START	START	START	START	START	START	XXX
67	Murphy, D.	13/-	XXX	XXX	XXX	XXX	XXX	XXX	XXX	XXX	XXX	XXX	XXX	XXX	XXX
63	Officer, A.	13/10	XXX	XXX	START	START	XXX	START	START	START	START	START	START	START	START
83	Orndoff, S.	10/-	XXX	XXX	XXX	...	XXX	XXX	XXX	XXX	XXX	XXX	...	...	XXX
31	Parrish, J	13/13	START	START	START	START	START	START	START	START	START	START	START	START	START
26	Pitts, J.	4/-	XXX	...	...	...	XXX	...	...	...	...	...	XXX	...	XXX



**University of Pittsburgh Panthers**  
**PITT Passing Game-by-Game (as of Feb 13, 2015)**  
**All games**

<b>#16 Voytik, C.</b>	<b>Comp</b>	<b>Att</b>	<b>Int</b>	<b>Pct</b>	<b>Yards</b>	<b>TD</b>	<b>Long</b>	<b>Sacked</b>	<b>Effic</b>
Delaware	10	13	0	76.9	84	2	16	0-0	181.97
Boston College	10	20	1	50.0	111	2	41	0-0	119.62
FIU	9	17	1	52.9	89	1	19	2-4	104.56
IOWA	19	29	1	65.5	250	0	39	1-7	131.03
Akron	20	34	1	58.8	220	1	26	3-24	117.00
Virginia	16	30	1	53.3	195	2	34	4-34	123.27
Virginia Tech	10	17	1	58.8	92	1	53	2-17	111.93
Georgia Tech	15	20	0	75.0	193	0	23	3-20	156.06
Duke	16	24	0	66.7	236	2	48	2-16	176.77
North Carolina	11	16	0	68.8	218	1	50	1-9	203.82
Syracuse	14	20	1	70.0	189	2	49	1-11	172.38
Miami	8	12	0	66.7	134	1	40	0-0	187.97
Houston	18	35	0	51.4	222	1	24	1-2	114.14
<b>TOTALS</b>	<b>176</b>	<b>287</b>	<b>7</b>	<b>61.3</b>	<b>2233</b>	<b>16</b>	<b>53</b>	<b>20-144</b>	<b>140.20</b>

<b>#11 Anderson, T.</b>	<b>Comp</b>	<b>Att</b>	<b>Int</b>	<b>Pct</b>	<b>Yards</b>	<b>TD</b>	<b>Long</b>	<b>Sacked</b>	<b>Effic</b>
Delaware	1	1	0	100.0	8	0	8	0-0	167.20
FIU	2	2	0	100.0	12	0	8	1-4	150.40
Georgia Tech	8	15	0	53.3	135	1	39	0-0	150.93
<b>TOTALS</b>	<b>11</b>	<b>18</b>	<b>0</b>	<b>61.1</b>	<b>155</b>	<b>1</b>	<b>39</b>	<b>1-4</b>	<b>151.78</b>

<b>#23 Boyd, T.</b>	<b>Comp</b>	<b>Att</b>	<b>Int</b>	<b>Pct</b>	<b>Yards</b>	<b>TD</b>	<b>Long</b>	<b>Sacked</b>	<b>Effic</b>
Virginia Tech	1	1	0	100.0	29	0	29	0-0	343.60
<b>TOTALS</b>	<b>1</b>	<b>1</b>	<b>0</b>	<b>100.0</b>	<b>29</b>	<b>0</b>	<b>29</b>	<b>0-0</b>	<b>343.60</b>

<b>#TM TEAM</b>	<b>Comp</b>	<b>Att</b>	<b>Int</b>	<b>Pct</b>	<b>Yards</b>	<b>TD</b>	<b>Long</b>	<b>Sacked</b>	<b>Effic</b>
IOWA	0	1	0	0.0	0	0	0	0-0	0.00
Houston	0	1	0	0.0	0	0	0	0-0	0.00
<b>TOTALS</b>	<b>0</b>	<b>2</b>	<b>0</b>	<b>0.0</b>	<b>0</b>	<b>0</b>	<b>0</b>	<b>0-0</b>	<b>0.00</b>





**University of Pittsburgh Panthers**  
**PITT Return Stats Game-by-Game (as of Feb 13, 2015)**  
**All games**

<b>PUNT RETURNS</b>	<b>No-Yds</b>	<b>DELAWA</b>	<b>BC</b>	<b>FIU</b>	<b>IOWA</b>	<b>AKRON</b>	<b>VA</b>	<b>VT</b>	<b>GT</b>	<b>DU</b>	<b>NC</b>	<b>SU</b>	<b>UM</b>	<b>HOU</b>
Boyd, T.	16-162	3-72	2-13	1-5	-	2-7	2-45	2-8	1-6	-	1-1	1-29	-	1-0
Weatherspoon, K	4-6	4-6	-	-	-	-	-	-	-	-	-	-	-	-
Jones, R.	2-4	1-2	-	1-2	-	-	-	-	-	DNP	DNP	DNP	DNP	DNP
TEAM	1--3	DNP	-	-	-	1--3	-	-	-	-	-	-	-	-

<b>KICK RETURNS</b>	<b>No-Yds</b>	<b>DELAWA</b>	<b>BC</b>	<b>FIU</b>	<b>IOWA</b>	<b>AKRON</b>	<b>VA</b>	<b>VT</b>	<b>GT</b>	<b>DU</b>	<b>NC</b>	<b>SU</b>	<b>UM</b>	<b>HOU</b>
Boyd, T.	16-442	-	-	-	-	-	-	-	-	3-102	3-58	1-23	6-190	3-69
Maddox, A.	11-219	-	-	1-5	-	1-35	-	3-69	3-60	3-50	-	-	-	-
Jones, R.	6-132	-	-	-	-	3-78	3-54	-	-	DNP	DNP	DNP	DNP	DNP
Wuestner, C.	2-36	-	-	-	-	-	-	1-18	-	-	-	-	-	1-18
Weatherspoon, K	2-32	1-14	-	1-18	-	-	-	-	-	-	-	-	-	-
Ibrahim, R.	2-30	-	-	2-30	-	-	-	-	-	-	-	-	-	-
Parrish, J	2-18	-	-	1-14	-	-	-	-	-	-	-	1-4	-	-

<b>INT. RETURNS</b>	<b>No-Yds</b>	<b>DELAWA</b>	<b>BC</b>	<b>FIU</b>	<b>IOWA</b>	<b>AKRON</b>	<b>VA</b>	<b>VT</b>	<b>GT</b>	<b>DU</b>	<b>NC</b>	<b>SU</b>	<b>UM</b>	<b>HOU</b>
Vinopal, R.	2-13	-	1-13	-	-	1-0	-	-	-	-	-	-	-	-
Pitts, L.	2-31	-	-	-	1-31	-	-	-	-	-	-	1-0	-	-
Webb, T.	2-11	1-11	1-0	-	-	-	-	-	-	DNP	DNP	DNP	DNP	DNP
Galambos, M.	1-19	1-19	-	-	-	-	-	-	-	-	-	-	-	-
Thomas, T.	1-0	1-0	-	-	-	-	-	-	-	-	-	-	-	-
Bradley, B.	1-21	-	-	-	-	-	-	-	-	-	-	1-21	-	-
Amara, P.	1-0	-	DNP	DNP	DNP	-	1-0	-	-	-	-	-	-	-

<b>FUMBLE RETURNS</b>	<b>No-Yds</b>	<b>DELAWA</b>	<b>BC</b>	<b>FIU</b>	<b>IOWA</b>	<b>AKRON</b>	<b>VA</b>	<b>VT</b>	<b>GT</b>	<b>DU</b>	<b>NC</b>	<b>SU</b>	<b>UM</b>	<b>HOU</b>
Thomas, T.	1-2	-	-	-	-	-	-	-	-	-	-	1-2	-	-

**University of Pittsburgh Panthers**  
**PITT All-Purpose Yards Game-by-Game (as of Feb 13, 2015)**  
**All games**

ALL-PURPOSE YARDS	Total	DELAWA	BC	FIU	IOWA	AKRON	VA	VT	GT	DU	NC	SU	UM	HOU
Boyd, T.	1928	107	108	38	157	75	116	94	146	242	224	178	262	181
Conner, J.	1835	164	214	177	164	92	83	95	120	263	220	38	115	90
Voytik, C.	495	11	47	114	6	7	-16	147	10	58	41	4	26	40
James, C.	460	77	20	-	19	4	18	13	46	30	20	122	58	33
Bennett, I.	397	28	1	43	1	44	49	-	28	14	15	82	75	17
Ibrahim, R.	366	91	-	38	-	50	-5	-4	75	10	5	31	11	64
Weatherspoon, K	233	20	-	18	27	1	34	-	48	8	-	24	7	46
Jones, R.	229	49	-	9	19	78	54	-	20	DNP	DNP	DNP	DNP	DNP
Maddox, A.	219	-	-	5	-	35	-	69	60	50	-	-	-	-
Garner, M.	201	24	22	23	38	32	25	-	18	19	DNP	-	DNP	-
Holtz, J.	199	-	17	13	-	17	40	-	34	14	31	-	-	33
Jennings, A.	55	DNP	DNP	DNP	DNP	11	6	-	4	7	27	DNP	DNP	DNP
Ford, D.	50	-	-	-	-	-	-	-	-	26	-	24	-	-
Wuestner, C.	44	8	-	-	-	-	-	18	-	-	-	-	-	18
Parrish, J	43	-	-	14	4	13	-	-	-	8	-	4	-	-
Pitts, L.	31	-	-	-	31	-	-	-	-	-	-	-	-	-
Galambos, M.	24	19	-	-	-	-	-	-	-	-	-	-	-	5
Orndoff, S.	24	2	-	-	DNP	-	6	-	-	7	-	DNP	DNP	9
Bradley, B.	21	-	-	-	-	-	-	-	-	-	-	21	-	-
Vinopal, R.	13	-	13	-	-	-	-	-	-	-	-	-	-	-
Webb, T.	11	11	-	-	-	-	-	-	-	DNP	DNP	DNP	DNP	DNP
Anderson, T.	10	14	DNP	-4	DNP	DNP	DNP	DNP	-	DNP	DNP	DNP	DNP	DNP
TEAM	-55	-	-2	-2	-	-7	-	-6	-17	-10	-1	-6	-4	-







**University of Pittsburgh Panthers**  
**PITT Tackle For Loss Game-by-Game (as of Feb 13, 2015)**  
**All games**

TACKLES FOR LOSS	UA-A	Total	DELAWA	BC	FIU	IOWA	AKRON	VA	VT	GT	DU	NC	SU	UM	HOU
Render, D. DL	6-0	6.0	-	1.0-2	1.0-2	-	-	1.0-15	-	1.0-5	-	-	1.0-7	DNP	1.0-8
Thomas, T. LB	5-1	5.5	1.0-9	-	-	1.0-2	-	0.5-1	-	-	-	3.0-7	-	-	-
Blair, R. DL	5-1	5.5	-	1.0-10	-	-	1.0-4	0.5-1	1.0-4	DNP	-	1.0-1	-	-	1.0-4
Gonzalez, A. LB	5-0	5.0	-	1.0-4	1.0-4	-	-	-	-	-	-	1.0-3	1.0-6	-	1.0-1
Galambos, M. LB	4-1	4.5	-	-	-	-	-	-	-	-	-	1.0-1	-	1.5-5	2.0-4
Grigsby, N. LB	4-0	4.0	-	-	2.0-16	-	-	-	1.0-10	-	-	-	-	-	1.0-7
Bradley, B. LB	4-0	4.0	1.0-5	1.0-9	-	-	-	-	-	-	-	-	-	-	2.0-8
Durham, D. DE	3-1	3.5	1.0-11	-	DNP	-	1.0-10	-	1.0-8	-	-	-	-	0.5-1	-
Mitchell, R. DB	3-0	3.0	1.0-8	-	-	-	-	-	-	1.0-2	-	-	-	1.0-3	-
Mosley-Smith, K DL	2-0	2.0	-	-	-	-	-	2.0-3	-	-	-	-	-	-	-
Vinopal, R. DB	2-0	2.0	-	-	-	-	-	-	-	1.0-3	-	-	1.0-1	-	-
Maclean, L. DE	1-1	1.5	1.0-2	-	0.5-5	-	DNP	DNP	DNP	DNP	DNP	DNP	DNP	DNP	DNP
Amara, P. DB	1-0	1.0	-	DNP	DNP	DNP	-	-	-	-	1.0-1	-	-	-	-
Pitts, J. DB	1-0	1.0	1.0-2	DNP	DNP	DNP	-	DNP	DNP	DNP	DNP	DNP	-	DNP	-
Soto, S. DE	1-0	1.0	-	1.0-12	-	-	-	-	-	-	-	-	-	-	-
Moody, J. DL	1-0	1.0	-	-	1.0-5	-	-	-	-	-	-	-	-	-	-
Pitts, L. DB	1-0	1.0	1.0-2	-	-	-	-	-	-	-	-	-	-	-	-
Taleni, J. DL	1-0	1.0	-	DNP	-	DNP	DNP	DNP	DNP	DNP	-	DNP	1.0-2	-	-
Webb, T. DB	1-0	1.0	-	1.0-3	-	-	-	-	-	-	DNP	DNP	DNP	DNP	DNP
Cook, D. DE	0-1	0.5	-	DNP	0.5-5	DNP	-	DNP	-	-	-	-	-	-	DNP

**University of Pittsburgh Panthers**  
**PITT Sacks Game-by-Game (as of Feb 13, 2015)**  
**All games**

SACKS	UA-A	Total	DELAWA	BC	FIU	IOWA	AKRON	VA	VT	GT	DU	NC	SU	UM	HOU
Blair, R. DL	5-0	5.0	-	1.0-10	-	-	1.0-4	-	1.0-4	DNP	-	1.0-1	-	-	1.0-4
Grigsby, N. LB	3-0	3.0	-	-	1.0-4	-	-	-	1.0-10	-	-	-	-	-	1.0-7
Durham, D. DE	3-0	3.0	1.0-11	-	DNP	-	1.0-10	-	1.0-8	-	-	-	-	-	-
Bradley, B. LB	2-0	2.0	-	1.0-9	-	-	-	-	-	-	-	-	-	-	1.0-7
Render, D. DL	2-0	2.0	-	-	1.0-2	-	-	1.0-15	-	-	-	-	-	DNP	-
Gonzalez, A. LB	1-0	1.0	-	1.0-4	-	-	-	-	-	-	-	-	-	-	-
Mitchell, R. DB	1-0	1.0	1.0-8	-	-	-	-	-	-	-	-	-	-	-	-
Moody, J. DL	1-0	1.0	-	-	1.0-5	-	-	-	-	-	-	-	-	-	-
Maclean, L. DE	0-1	0.5	-	-	0.5-5	-	DNP	DNP	DNP	DNP	DNP	DNP	DNP	DNP	DNP
Cook, D. DE	0-1	0.5	-	DNP	0.5-5	DNP	-	DNP	-	-	-	-	-	-	DNP