



Year-By-Year Records


Table with columns: Year, Coach, Overall, League, Place. Lists annual performance from 1907 to 1988.

Table with columns: Year, Coach, Overall, League, Place. Lists annual performance from 1989 to 2014.

TOTAL 2,188-1,392-15 942-677 25 PENNANTS
NOTE: From 1967 on, records include only games against NCAA or NAIA four-year schools.



Pat Casey



Jack Riley

All-Time Coaching Records

Table with columns: Name, Years, Overall, Pct., League, Pct., 1st. Lists cumulative coaching statistics for various coaches.



Table with 3 columns: Opponent, W, L, T. Rows include Washington, Stanford, Oregon, etc.

Table with 3 columns: Opponent, W, L, T. Rows include Oregon, Washington St., at Oregon, etc.

1924

Table with 3 columns: Opponent, W, L, T. Includes head coach: Ralph Coleman and various game results.

1925

Table with 3 columns: Opponent, W, L, T. Includes head coach: Ralph Coleman and various game results.

1926

Table with 3 columns: Opponent, W, L, T. Includes head coach: Ralph Coleman and various game results.

1921

Table with 3 columns: Opponent, W, L, T. Includes head coach: Jimmie Richardson and various game results.

1922

Table with 3 columns: Opponent, W, L, T. Includes head coach: Guy Rathbun and various game results.

1923

Table with 3 columns: Opponent, W, L, T. Includes head coach: Ralph Coleman and various game results.

1927

Table with 3 columns: Opponent, W, L, T. Includes head coach: Ralph Coleman and various game results.

1928

Table with 3 columns: Opponent, W, L, T. Includes head coach: Ralph Coleman and various game results.

1929

Table with 3 columns: Opponent, W, L, T. Includes head coach: Roy Lamb and various game results.

1930

Table with 3 columns: Opponent, W, L, T. Includes head coach: Ralph Coleman and various game results.

Table with 3 columns: Opponent, W, L, T. Rows include Pacific (Ore.), Washington St., Idaho, etc.

1931

Table with 3 columns: Opponent, W, L, T. Includes head coach: Ralph Coleman and various game results.

1932

Table with 3 columns: Opponent, W, L, T. Includes head coach: Slat's Gill and various game results.

1933

Table with 3 columns: Opponent, W, L, T. Includes head coach: Slat's Gill and various game results.



Table with 3 columns: Location, W/L, and Score. Includes games at Washington St., Idaho, and Oregon.

1944-1945

No varsity baseball - World War II

1946

Head coach: Ralph Coleman

16-10, 10-6 North

Table with 3 columns: Opponent, W/L, and Record. Lists games against Salem Senators, Pacific (Ore.), Linfield, Washington St., Idaho, and Oregon.

1947

Head coach: Ralph Coleman

14-11, 6-10 North

Table with 3 columns: Opponent, W/L, and Record. Lists games against Lewis & Clark, Linfield, Montana, Willamette, Salem Senators, Idaho, Washington St., and Oregon.



The 1952 Team

1948

Head coach: Ralph Coleman

7-7, 4-7 North

Table with 3 columns: Opponent, W/L, and Record. Lists games against Salem Senators, at Portland, Washington, at Idaho, at Washington St., at Oregon, and Oregon.

1949

Head coach: Ralph Coleman

15-8, 8-7 North

Table with 3 columns: Opponent, W/L, and Record. Lists games against Portland, Linfield, Salem Senators, at Lewis & Clark, at Portland, at Portland, Lewis & Clark, Idaho, Washington St., Washington St., Washington, at Washington St., at Washington St., at Idaho, at Idaho, at Washington, at Washington, at Oregon, Oregon, and at Oregon.

1950

Head coach: Ralph Coleman

7-12, 5-9 North

Table with 3 columns: Opponent, W/L, and Record. Lists games against Portland State, Pacific (Ore.), Willamette, Salem Senators, Salem Senators, Idaho, Idaho, and Washington.

Table with 3 columns: Opponent, W/L, and Record. Lists games against Washington, at Idaho, at Idaho, at Washington St., at Washington St., at Washington, at Washington, Oregon, at Oregon, and at Oregon.

1951

Head coach: Ralph Coleman

23-6, 10-4 North

Table with 3 columns: Opponent, W/L, and Record. Lists games against Linfield, Linfield, Portland, at Oregon, Portland State, Lewis & Clark, Lewis & Clark, at Portland, Oregon, Willamette, Willamette, Linfield, Idaho, Idaho, Washington St., Washington St., Washington, Washington, at Washington St., at Washington St., at Washington, at Washington, Oregon, Oregon, at Oregon, Oregon, at USC, at USC, and at USC.

1952

Head coach: Ralph Coleman

27-12, 10-6 North

Table with 3 columns: Opponent, W/L, and Record. Lists games against Pacific (Ore.), Linfield, Linfield, Portland State, Willamette, at Oregon, Lewis & Clark, and Lewis & Clark.

Table with 3 columns: Opponent, W/L, and Record. Lists games against Portland, at Pacific (Ore.), at Linfield, Oregon, at Lewis & Clark, Linfield, Linfield, Washington St., Washington St., at Portland, Idaho, Idaho, Washington, Washington, at Idaho, at Idaho, at Washington St., at Washington St., at Washington, at Washington, Seattle, Oregon, at Oregon, Oregon, at Oregon, USC, USC, Fresno State, Fresno State, vs. Duke, and vs. Texas.

1953

Head coach: Ralph Coleman

15-9, 8-3 North

Table with 3 columns: Opponent, W/L, and Record. Lists games against Grant Tech, at California, at San Jose State, at Fresno State, at Fresno State, Willamette, at Oregon, Lewis & Clark, at Willamette, Oregon, Linfield, Portland, Idaho, Idaho, Washington St., Washington St., Seattle, at Washington St., at Washington St., at Idaho, at Idaho, at Washington, at Washington, and at Oregon.



Table with 3 columns: Opponent, W, L, T. Rows include Washington St., Linfield, Oregon, Western Oregon, Puget Sound, etc.

1977

Head coach: Jack Riley. 31-17, 12-6 North. Table with 3 columns: Opponent, W, L, T. Rows include Pacific (Ore.), Chico State, USC, etc.

1978

Head coach: Jack Riley. 22-22-2, 6-9 North. Pac-10 North: 3rd. Table with 4 columns: Opponent, W, L, T, Rec. Rows include Pacific (Ore.), Chico State, Fresno State, etc.

1979

Head coach: Jack Riley. 21-25, 4-11 North. Pac-10 North: 3rd. Table with 4 columns: Opponent, W, L, T, Rec. Rows include Hawaii, Pacific (Ore.), Oregon Tech, etc.

Table with 3 columns: Opponent, W, L, T. Rows include Washington St., Linfield, Oregon, Western Oregon, etc.

1980

Head coach: Jack Riley. 33-16, 8-9 North. Pac-10 North: 2nd. Table with 4 columns: Opponent, W, L, T, Rec. Rows include Pacific (Ore.), Chico State, Long Beach State, etc.

1981

Head coach: Jack Riley. 29-14-1, 11-7 North. Pac-10 North: 2nd. Table with 4 columns: Opponent, W, L, T, Rec. Rows include Western Oregon, Pacific (Ore.), vs. Washington St., etc.

1982

Head coach: Jack Riley. 29-15, 16-8 North. Pac-10 North: 1st. Table with 4 columns: Opponent, W, L, T, Rec. Rows include vs. East. Washington, Lewis-Clark State, etc.



Table with columns for opponent, score, and date. Includes games against Washington St., Willamette, Gonzaga, Lewis & Clark, Portland, East. Washington, Concordia, Portland State, Washington, and vs. Portland.

1989

1989 season results. Head coach: Jack Riley. 27-23, 15-9 North. Pac-10 North: 3rd. Table listing all 1989 games with scores and dates.

1990

1990 season results. Head coach: Jack Riley. 30-22, 15-9 North. Pac-10 North: 2nd. Table listing all 1990 games with scores and dates.

1991

1991 season results. Head coach: Jack Riley. 28-20, 12-8 North. Pac-10 North: 2nd. Table listing all 1991 games with scores and dates.

1992 season results. Head coach: Jack Riley. 23-30, 10-20 North. Pac-10 North: 6th. Table listing all 1992 games with scores and dates.

1992

1993 season results. Head coach: Jack Riley. 31-18, 20-10 North. Pac-10 North: 2nd. Table listing all 1993 games with scores and dates.

1993

1994 season results. Head coach: Jack Riley. 36-15, 22-8 North. Pac-10 North: 1st. Table listing all 1994 games with scores and dates.

1994

1995 season results. Head coach: Jack Riley. 36-15, 22-8 North. Pac-10 North: 1st. Table listing all 1995 games with scores and dates.



Washington St. W 13-4 17-35
Washington St. W 8-6 18-35
Washington St. W 9-7 19-35

2000

Head coach: Pat Casey
28-27, 9-15 Pacific-10

Table with columns: Opponent, W, L, Rec. Includes games vs. Kansas State, Fresno State, West Virginia, etc.

2001

Head coach: Pat Casey
31-24, 11-13 Pacific-10

Table with columns: Opponent, W, L, Rec. Includes games vs. CSU-Northridge, San Diego State, etc.

Table with columns: Opponent, W, L, Rec. Includes games vs. Clemson, San Francisco, Arizona State, etc.

2002

Head coach: Pat Casey
31-23, 10-14 Pacific-10

Table with columns: Opponent, W, L, Rec. Includes games vs. Arizona State, Southern Utah, San Diego, etc.

Table with columns: Opponent, W, L, Rec. Includes games at USC, Hawaii'i-Hilo, UCLA, etc.

2003

Head coach: Pat Casey
25-28, 7-17 Pacific-10

Table with columns: Opponent, W, L, Rec. Includes games at UC-Riverside, Oklahoma State, New Mexico, etc.

at Arizona L 4-9 23-28
at Arizona W 13-12 24-28
Portland W 4-3 25-28

2004

Head coach: Pat Casey
31-22, 10-14 Pacific-10

Table with columns: Opponent, W, L, Rec. Includes games vs. Utah, Gonzaga, CSU-Northridge, etc.

2005

Head coach: Pat Casey
46-12, 19-5 Pacific-10

Table with columns: Opponent, W, L, Rec. Includes games vs. New Mexico State, Gonzaga, etc.



Table of game results for 2015 season, listing opponents, scores, and dates.

Table of game results for 2015 season, listing opponents, scores, and dates.

Table of game results for 2015 season, listing opponents, scores, and dates.

Table of game results for 2015 season, listing opponents, scores, and dates.

2014

Head coach: Pat Casey
45-14, 23-7 Pac-12

Table of game results for 2014 season, listing opponents, scores, and records.

2013

Head coach: Pat Casey
52-13, 24-6 Pac-12

Table of game results for 2013 season, listing opponents, scores, and records.

2012

Head coach: Pat Casey
40-20, 18-12 Pac-12

Table of game results for 2012 season, listing opponents, scores, and records.

2011

Head coach: Pat Casey
41-19, 17-10 Pacific-10

Table of game results for 2011 season, listing opponents, scores, and records.



Game-By-Game Records

Best record by game number

Gm. #	W	L	Pct.	Times	Years (Last)
1	1 - 0	0	1.000	75	2014
2	2 - 0	0	1.000	57	2014
3	3 - 0	0	1.000	35	2014
4	4 - 0	0	1.000	26	2014
5	5 - 0	0	1.000	19	2013
6	6 - 0	0	1.000	16	2013
7	7 - 0	0	1.000	12	2013
8	8 - 0	0	1.000	8	2013
9	9 - 0	0	1.000	6	2013
10	10 - 0	0	1.000	5	1951, 1959, 1960, 1962, 2013
11	11 - 0	0	1.000	4	1951, 1959, 1962, 2013
12	12 - 0	0	1.000	4	1951, 1959, 1962, 2013
13	13 - 0	0	1.000	4	1951, 1959, 1962, 2013
14	14 - 0	0	1.000	4	1951, 1959, 1962, 2013
15	15 - 0	0	1.000	4	1951, 1959, 1962, 2013
16	16 - 0	0	1.000	2	1951, 1962
17	17 - 0	0	1.000	2	1951, 1962
18	18 - 0	0	1.000	2	1951, 1962
19	18 - 1	1	.947	3	1951, 1962, 2013
20	19 - 1	1	.950	2	1962, 2013
21	20 - 1	1	.952	2	1962, 2013
22	21 - 1	1	.954	1	1962
23	22 - 1	1	.956	1	1962
24	23 - 1	1	.958	1	1962
25	23 - 2	2	.920	1	1962
26	24 - 2	2	.923	1	1962
27	25 - 2	2	.926	1	1962
28	26 - 2	2	.929	1	1962
29	26 - 3	3	.896	1	1962
30	26 - 4	4	.867	2	1962, 2005
31	26 - 5	5	.838	2	1962, 2005
32	26 - 6	6	.813	3	1962, 2005, 2013
33	27 - 6	6	.818	2	2005, 2013
34	28 - 6	6	.824	1	2013

Gm. #	W	L	Pct.	Times	Years (Last)
35	29 - 6	6	.829	1	2013
36	29 - 7	7	.806	3	2005, 2011, 2013
37	30 - 7	7	.811	1	2005
38	31 - 7	7	.816	1	2005
39	31 - 8	8	.795	5	2014
40	32 - 8	8	.800	5	2014
41	33 - 8	8	.804	4	2005, 2007, 2013, 2014
42	34 - 8	8	.810	3	2005, 2013, 2014
43	35 - 8	8	.814	3	2005, 2013, 2014
44	36 - 8	8	.818	3	2005, 2013, 2014
45	37 - 8	8	.822	3	2005, 2013, 2014
46	38 - 8	8	.826	3	2005, 2013, 2014
47	39 - 8	8	.830	3	2005, 2013, 2014
48	40 - 8	8	.833	2	2005, 2013
49	41 - 8	8	.837	2	2005, 2013
50	41 - 9	9	.820	3	2005, 2013, 2014
51	42 - 9	9	.824	2	2005, 2013
52	43 - 9	9	.827	2	2005, 2013
53	44 - 9	9	.830	1	2005
54	45 - 9	9	.833	1	2005
55	45 - 10	10	.818	2	2005, 2013
56	46 - 10	10	.821	2	2005, 2013
57	47 - 10	10	.825	1	2013
58	48 - 10	10	.828	1	2013
59	48 - 11	11	.814	1	2013
60	49 - 11	11	.817	1	2013
61	50 - 11	11	.820	1	2013
62	50 - 12	12	.806	1	2013
63	51 - 12	12	.810	1	2013
64	52 - 12	12	.813	1	2013
65	52 - 13	13	.800	1	2013
66	50 - 16	16	.758	1	2006
67	49 - 18	18	.731	1	2007



TD Ameritrade Park Omaha, the home of the College World Series



**Oregon State
Season Openers**

Total.....	105
Home	48
Road	36
Neutral	21
Overall.....	75-30
Home	39-9
Road.....	21-15
Neutral	15-6

Most runs.....23, 1960
vs. Whitman

Least runs.....0, twice
last: 1937 vs. Willamette

**Season Openers
Under Pat Casey**

Total.....	20
Home	1
Road	9
Neutral	10
Overall.....	14-6
Home	1-0
Road.....	5-4
Neutral	8-2

Most runs.....19, 2005
vs. New Mexico State

Least runs.....1, 2008
vs. Vanderbilt

1985

Oregon State 4
Chico State 10
Chico, Calif.

1. Ken Bowen	SS
2. Dave Brundage	1B
3. Bryan Ganter	RF
4. Derek Heller	CF
5. James Terrell	DH
6. Mel Mallinak	2B
7. Quinn Williams	3B
8. Tim Fasel	LF
9. Rich Duke	C
Jon Rushing	P

1986

Oregon State 5
Oregon Tech 6
Klamath Falls, Ore.

1. Ken Bowen	SS
2. Tim Lambert	2B
3. Dave Brundage	1B
4. Keith Krafue	DH
5. Quinn Williams	3B
6. Gary Hamilton	LF
7. Bryan Ganter	RF
8. Rich Duke	C
9. Scott Klug	CF
John Sipple	P

1987

Oregon State 9
Chico State 4
Chico, Calif.

1. Bryan Ganter	RF
2. Ken Bowen	SS
3. Tim Lambert	1B
4. Randy Duke	DH
5. Rod Scheckla	3B
6. Lance Rice	C
7. Todd Gressler	LF
8. Jeff Moore	CF
9. Lestee Ceasar	2B
John Sipple	P

1988

Oregon State 10
Sonoma state 3
Sonoma, Calif.

1. John Sipple	LF
2. Tim Lambert	DH
3. Aaron Anderson	RF
4. Randy Duke	1B
5. Lance Rice	C
6. Ben Johnson	SS
7. Jeff Brauning	2B
8. Scott Sanders	CF
9. Troy Haugen	3B
Rod Scheckla	P

1989

Oregon State 4
Chico State 3
Chico, Calif.

1. Troy Haugen	2B
2. Dennis Kluss	CF
3. Jeff Otis	1B
4. Jeff Brauning	SS
5. Paul Pinion	DH
6. Scott Sanders	LF
7. Ben Johnson	C
8. Erik Ostmo	RF
9. R. A. Neitzel	3B
Ken Neilson	P

1990

Oregon State 3
Chico State 4
Chico, Calif.

1. R.A. Neitzel	2B
2. Aaron Anderson	RF
3. Ben Johnson	SS
4. Scott Sanders	LF
5. Larry Vladic	DH
6. Chris Kaleikilo	1B
7. Dave Schoppe	3B
8. Paul Sanders	C
9. Dave Williams	CF
Ken Neilson	P

1991

George Fox 3
Oregon State 15
Corvallis, Ore.

No lineup available

1992

Concordia 2
Oregon State 17
Corvallis, Ore.

1. Dave Williams	CF
2. Kevin Hooker	1B
3. Aaron Anderson	RF
4. David Anderson	LF
5. Chad Busik	DH
6. Jon Yonemitsu	2B
7. Jamie Burke	3B
8. Allen Snelling	SS
9. Randy Hunter	C
Jeff Post	P

1993

Oregon State 1
California 10
Sacramento, Calif.

1. AJ Marquardt	CF
2. Jim Champion	1B
3. Jason Akina	DH
4. Jamie Burke	3B
5. Randy Hunter	C
6. Jon Yonemitsu	2B
7. Brent Watts	RF
8. Allen Snelling	SS
9. Tim Kissiner	LF
Scott Christman	P

1994

Western Oregon 1
Oregon State 2
Corvallis, Ore.

1. Brent Watts	CF
2. Kevin Hooker	2B
3. John Dixon	DH
4. Jim Champion	1B
5. Pat Meiwes	3B
6. Tim Kissner	LF
7. Tim Efraimson	RF
8. David Schmidt	C
9. Allen Snelling	SS
Mike Thurman	P

1995

Western Oregon 3
Oregon State 4
Corvallis, Ore.

1. Scott Hardin	3B
2. Kevin Hooker	2B
3. Chris Wakeland	LF
4. Marc Malloway	RF
5. John Dixon	DH
6. David Schmidt	C
7. Pat Meiwes	1B
8. Allen Snelling	SS
9. Darren Bland	CF
Jeremy Beard	P

1996

Oregon State 5
Pacific 4
Stockton, Calif.

1. Abino Vazquez	CF
2. Ryan McDonald	2B
3. Chris Wakeland	LF
4. Matt Bailie	1B
5. Mitch Gregg	DH
6. David Schmidt	C
7. Mike Leone	3B
8. Jason Stanberg	RF
9. Brandon Hageman	SS
Andrew Checketts	P

1997


Oregon State 14
Hawai'i 4
Honolulu, Hawai'i

1. Ryan Hilts	LF
2. Ryan Lipe	3B
3. Ryan McDonald	2B
4. Matt Bailie	1B
5. Ben Bertrand	C
6. Mike Leone	DH
7. Jason Stanberg	RF
8. Troy Schader	SS
9. Tyson Vermillion	CF
Andrew Checketts	P

1998

South Florida 6
Oregon State 7
Melbourne, Fla.

1. Jason Stanberg	RF
2. Corrie Willkie	2B
3. Ben Bertrand	C
4. Greg Conley	DH
5. Ryan Lipe	3B
6. Matt Bailie	1B
7. Troy Schader	SS
8. Drew Hedges	LF
9. Casey Macomb	CF
Mark Newell	P



2013 CWS Participants Beavers Return To Omaha

The Oregon State baseball team returned to Omaha in 2013 after a five-year hiatus from the College World Series. The Beavers made the trip on the strength of an incredibly strong pitching staff and a balanced offense.

Much like past seasons, the Beavers relied heavily on a Northwest flavor with its roster. Twenty players on the team's 35-man roster hailed from either Washington or Oregon, including all three of the team's weekend starters, Matt Boyd, Ben Wetzler and Andrew Moore.


The Beavers broke the school record for victories with 52, won the Pac-12 Conference with a 24-6 record and advanced to the World Series after hosting both the Corvallis Regional and Corvallis Super Regional.

- Oregon State played its first ever games at TD Ameritrade Park Omaha, going 2-2. The two victories gave the Beavers 13 all-time wins in Omaha, with each belonging to head coach Pat Casey.
- Oregon State batted .290 during the postseason and finished with a 3.00 earned run average. Kavin Keyes paced OSU with a .357 batting average and Michael Conforto set the OSU single postseason record with six doubles. Ben Wetzler was stellar for the Beavers on the mound, posting a 3-0 record and 2.74 ERA. He, Matt Boyd and Andrew Moore combined to pitch in 76 of the team's 90 postseason innings (84.4 percent) and tallied a 6-2 record.
- Matt Boyd recorded the Beavers' first-ever complete-game effort at the College World Series in his last collegiate appearance when he shut out Indiana in a 1-0 win over June 19. It was just the 18th all-time 1-0 game at the College World Series, and the first since 1985.
- Oregon State's 52 victories surpassed the 2006 club's school-record 50-win season. The Beavers' 2013 winning percentage of .800 was the best mark in modern OSU history and led the Pac-12 Conference. The 52 wins is also the most by a Pac-12 school since Arizona State won 52 in 2010.
- The Beavers stretched their program record postseason appearances to five and in eight of the last nine seasons. Oregon State has made four NCAA College World Series appearances during that stretch.
- Oregon State won its third league title under head coach Pat Casey and did so with a 24-6 record. The 24 wins is the most by a league team since the then-Pac-10 unified prior to the 1999 season. The 24 wins is the most since USC won the Pac-10 South in 1996.
- Michael Conforto was named the Pac-12's Player of the Year and Andrew Moore earned Freshman of the Year honors. Both were also named All-Americans, as was Matt Boyd, giving the Beavers three in a year for just the second time in school history (the first coming in 2006).
- Moore was named a first-team All-American, becoming the first true freshman in OSU history to pick up the honor. Conforto, meanwhile, became just the fifth player in school history to record back-to-back All-American seasons.
- The Beavers lost consecutive games just once, in a doubleheader against Washington on April 20. Oregon State opened the year with 15 consecutive wins, and later had a 12-game win streak that began the day after the doubleheader loss. Oregon State headed into the postseason with 16 wins in its last 18 games.
- OSU finished with the nation's second-lowest ERA at 2.28, which also led the Pac-12 and set a new school record for best ERA. The Beavers also led the Pac-12 with a .217 batting average against and were second in fewest hits allowed at 454 and fifth in fewest walks allowed at 173, just 15 behind the Pac-12's leader.
- Oregon State found itself in the top 10 every weekend according to Baseball America. The Beavers were outside the top 10 just twice according to the other four major polls.

2013 Roster

No.	Pitchers	Yr.	B-T	Ht.	Wt.	Hometown
29	Clay Bauer	Jr.	R-R	6-6	211	Livermore, Calif.
31	Matt Boyd	Sr.	L-L	6-3	217	Mercer Island, WA
22	Cole Brocker	Sr.	R-R	6-2	219	Appleton, Wis.
36	Tony Bryant	Sr.	R-R	6-7	221	Kennewick, Wash.
41	Dan Child	Jr.	R-R	6-5	225	Rocklin, Calif.
19	Max Engelbrekt	Fr.	L-L	6-3	197	Seattle, Wash.
11	Jace Fry	So.	L-L	6-0	194	Beaverton, Ore.
18	Brandon Jackson	Jr.	R-R	6-0	185	Roseburg, Ore.
23	Andrew Moore	Fr.	R-R	5-11	180	Eugene, Ore.
25	Tyler Panton	Jr.	L-L	6-4	201	Bakersfield, Calif.
44	Zack Reser	So.	L-L	6-1	201	Beaverton, Ore.
37	Carlos Rodriguez	So.	L-L	6-1	205	Kapolei, Hawaii
24	Scott Schultz	Jr.	R-R	6-3	211	Gig Harbor, Wash.
26	Taylor Starr	Sr.	R-R	6-2	210	Longview, Wash.
28	Ben Wetzler	Jr.	L-L	6-1	209	Clackamas, Ore.
No.	Catchers	Yr.	B-T	Ht.	Wt.	Hometown
50	Beau Day	Jr.	R-R	6-0	230	Gresham, Ore.
6	Nate Esposito	So.	R-R	5-10	190	Granite Bay, Calif.
13	Jake Rodriguez	Jr.	R-R	5-9	200	Elk Grove, Calif.
No.	Infielders	Yr.	B-T	Ht.	Wt.	Hometown
15	Jerad Casper	Jr.	R-R	6-0	204	Maple Valley, WA
16	Gabe Clark	Fr.	R-R	6-0	210	Riverside, Calif.
9	Danny Hayes	Sr.	L-R	6-4	209	Rancho Murieta, CA
3	Kavin Keyes	Jr.	S-R	5-11	200	Sandy, Utah
7	Paul Martinez	Fr.	L-R	5-10	170	Riverside, Calif.
14	Andy Peterson	Jr.	R-R	5-10	170	La Palma, Calif.
1	Tyler Smith	Sr.	R-R	6-0	194	Thousand Oaks, CA
No.	Outfielders	Yr.	B-T	Ht.	Wt.	Hometown
33	Ryan Barnes	Sr.	R-R	5-11	205	West Linn, Ore.
8	Michael Conforto	So.	L-R	6-2	215	Woodinville, Wash.
10	Dylan Davis	So.	R-R	6-0	210	Redmond, Wash.
4	Max Gordon	Sr.	L-L	5-8	170	Ashland, Ore.
40	Jeff Hendrix	Fr.	L-R	5-11	181	Corvallis, Ore.
30	Ryan Howell	So.	R-R	5-10	200	Brentwood, Calif.
17	Joey Jansen	So.	L-L	5-11	175	Kennewick, Wash.
35	Joey Matthews	Sr.	R-R	5-10	193	Vacaville, Calif.
12	Nick Rulli	Jr.	R-R	6-1	185	Lake Oswego, Ore.
20	Zane Yanzick	So.	R-R	6-3	198	Beaverton, Ore.

Head Coach: Pat Casey
Assistant Coach: Pat Bailey
Assistant Coach: Andy Jenkins
Assistant Coach: Nate Yeskie
Undergraduate Assistant Coaches: Dallas Buck, Dylan Jones
Director of Operations: Ron Northcutt
Assistant Director of Operations: Patrick McLaughlin
Athletic Trainer: David Stricklin
Managers: Ryley Croghan, Peyton Gastellum, Brian Richardson
Athletic Communications: Hank Hager
Radio Broadcaster: Mike Parker
Video: Jeff Taylor





2007 National Champions Beavers Go Back-To-Back

The 2007 season was a special year for the Oregon State baseball team. The Beavers became just the fifth NCAA team to win back-to-back titles, and did so on the heels of their third consecutive trip to the College World Series in Omaha.

Oregon State was led by two of the most recognizable players in school history in Mitch Canham and Darwin Barney. OSU was buoyed on the mound by Mike Stutes, who ended the season with 12 victories - three came in the postseason, including two in the College World Series. The Beavers were blessed with a cast of players that included Joe Paterson, Daniel Turpen, Eddie Kunz, Jordan Lennerton, John Wallace, Joey Wong and others, who truly embraced the team concept and helped deliver spectacular performances throughout the College World Series and the postseason.

The Beavers swept through the postseason, going 11-1 en route to their second straight national championship.

- Oregon State trailed for just one inning during the College World Series, which consisted of a little less than 45 full innings for the Beavers. North Carolina held a 1-0 lead after one inning in the final game, but the Beavers answered back with three runs in the second to help boost them to the 9-3 win.

- Oregon State became the first team ever to win four straight CWS games by at least six runs. The Beavers' closest victory came in their first game, a 3-2 victory over Cal State Fullerton.

- Oregon State became just the sixth NCAA team to sweep its way through the College World Series. And OSU was the back-to-back title holder since the NCAA went to a best-of-three championship series.

- Jorge Reyes was named the College World Series Most Outstanding Player. Reyes went 2-0 at the World Series, defeating Cal State Fullerton and North Carolina.

- Oregon State opened the postseason as the No. 3 seed at the Charlottesville Regional on the campus of the University of Virginia. By winning the College World Series, Oregon State became the first No. 3 seed to do so.

- The Beavers opened postseason play by defeating Rutgers, 5-1. They lost their next game in 13 innings to Virginia, 7-4, but then went on win their next 10 games, the final one coming in Omaha.

- Oregon State came from a 3-0 deficit in the final game of the Charlottesville Regional to advance to a Super Regional against Michigan. Against UVA, OSU scored four runs in the final two innings and held on through a Joe Paterson victory to advance.

- The Beavers one-hit Michigan in the first game of the Super Regional at Goss Stadium, and scored a run in the ninth for the win. OSU dominated the second game, 8-2, to advance to the College World Series.

- Oregon State pitchers posted an incredible 2.57 earned run average through the post-season. Opponents hit just .210 against them and collected only 83 hits in 112 innings.

- Oregon State returned to Parker Plaza on the OSU campus after returning from Omaha and celebrated the second title in front of an estimated crowd of 6,000.

- Fifteen players on the championship squad would end up being drafted by Major League clubs at some point during their tenure at Oregon State. Two more ended up signing contracts as undrafted free agents.

- OSU finished the season with 49 victories, one off tying the school record.

2007 Roster

No.	Pitchers	Yr.	B-T	Ht.	Wt.	Hometown
32	Reed Brown	Jr.	R-R	6-4	210	Edmonds, Wash.
24	Brian Budrow	So.	R-R	6-3	220	Glendale, Ariz.
36	Bryn Card	Fr.	L-L	6-3	195	Klamath Falls, Ore.
30	Kyle Foster	Jr.	L-L	6-2	190	Castle Rock, Wash.
18	Mark Grbavac	So.	R-R	6-0	180	Portland, Ore.
	Chad Hegdahl	So.	L-L	6-2	180	Ashland, Ore.
4	Greg Keim	Sr.	R-R	5-11	175	Ontario, Ore.
2	Blake Keitzman	Fr.	L-L	5-11	170	Roseburg, Ore.
38	Josh Keller	So.	R-R	6-4	240	Portland, Ore.
44	Eddie Kunz	Jr.	R-R	6-6	250	Portland, Ore.
17	Anton Maxwell	Sr.	L-L	5-9	185	Anchorage, AK
19	Jake McCormick	Sr.	R-R	6-3	220	Marysville, Calif.
	Chad Nading	Fr.	R-R	6-5	210	Anchorage, AK
26	Joe Paterson	Jr.	L-L	6-1	205	McMinnville, Ore.
	Tyrell Poggemeyer	Fr.	R-R	6-1	180	Lowell, Ore.
23	Jorge Reyes	Fr.	R-R	6-2	175	Warden, Wash.
	Kraig Sitton	Fr.	L-L	6-5	170	McMinnville, Ore.
31	Alex Sogard	Fr.	L-L	6-3	210	Phoenix, Ariz.
33	Mike Stutes	Jr.	R-R	6-1	185	Lake Oswego, Ore.
28	Daniel Turpen	Jr.	R-R	6-4	215	McMinnville, Ore.
No.	Catchers	Yr.	B-T	Ht.	Wt.	Hometown
12	Erik Ammon	Jr.	R-R	5-11	195	Salem, Ore.
11	Mitch Canham	Jr.	L-R	6-2	212	Lake Stevens, Wash.
27	Ryan Ortiz	Fr.	R-R	6-3	185	San Diego, Calif.
39	Dale Solomon	Fr.	R-R	5-11	220	Moreno Valley, CA
No.	Infielders	Yr.	B-T	Ht.	Wt.	Hometown
6	Darwin Barney	Jr.	R-R	5-10	173	Beaverton, Ore.
	Hunter Beaty	Fr.	S-R	6-0	155	Mercer Island, WA
14	Brett Casey	Fr.	S-R	6-1	180	Corvallis, Ore.
16	Jackson Evans	Fr.	R-L	6-1	170	Vancouver, Wash.
29	Drew George	Jr.	S-R	6-2	181	Lebanon, Ore.
34	Joey Lakowske	Fr.	L-R	6-2	195	Corvallis, Ore.
15	Lonnie Lechelt	Jr.	R-R	6-0	195	Kennewick, Wash.
37	Jordan Lennerton	Jr.	L-L	6-2	230	Langley, B.C.
8	Jason Ogata	So.	R-R	6-0	190	Portland, Ore.
	Joe Pratt	Fr.	R-R	6-0	190	Monmouth, Ore.
1	Joey Wong	Fr.	L-R	5-10	160	Salem, Ore.
No.	Outfielders	Yr.	B-T	Ht.	Wt.	Hometown
	Scott Berke	Fr.	R-R	5-11	180	Las Vegas, Nev.
20	Chris Hopkins	Jr.	R-R	5-11	170	Oakland, Calif.
22	Koa Kahalehohoe	So.	L-L	5-9	185	Las Vegas, Nev.
3	Mike Lissman	Sr.	R-L	6-0	215	Ontario, Ore.
21	Scott Santschi	Sr.	L-R	6-0	190	Vancouver, Wash.
35	John Wallace	So.	L-R	6-0	205	Reno, Nev.
9	Braden Wells	Jr.	R-R	6-0	205	Glendale, Ariz.

Head Coach: Pat Casey
Associate Head Coach: Dan Spencer
Assistant Coach: Marty Lees
Assistant Coach: David Wong
Undergraduate Assistant Coach: Kurt Steele
Athletic Trainer: David Stricklin
Assistant Athletic Trainer: Keita Shimada
Managers: Peter Hughes, Brian Pecor
Administrative Assistants: Stephanie Kondos, Lexi Crawford
Head Groundskeeper: Al Kirk
Sports Information: Kip Carlson
Radio Broadcaster: Mike Parker





2006 National Champions OSU Wins Its First Title

Oregon State went to the 2006 College World Series in Omaha as veterans after the Beavers made their second all-time appearance at the CWS in 2005.

The Beavers returned a number of players who made the 2005 appearance, and who were bounced after two games. That left them hungry, knowing they wanted more. And in 2006, they did not disappoint as Oregon State went 6-2 over eight games in Omaha to claim its first national championship.

The Beavers dispatched of North Carolina in the national title series. Oregon State lost to the Tar Heels, 4-3, in the first game, and saw itself behind UNC, 5-0, after three-and-a-half innings, but the Beavers scored seven in the bottom of the fourth and forced a third game after an 11-7 victory. A North Carolina error in the eighth gave the Beavers a run, breaking a 2-2 tie in the deciding game, and ultimately, the victory.

That national championship victory made the Beavers the first NCAA title holder from the Pacific-10 Conference since USC in 1998.

- Oregon State became the first team from the Pacific Northwest to win the national title, and the first from the northern part of the country to win it in 40 years.

- The Beavers were the first team to ever face six elimination games at the College World Series. And OSU became the first national championship club to win despite losing two games in Omaha.

- Oregon State opened its trip in Omaha by losing to Miami, 11-1. By virtue of that loss, the Beavers became just the second team in the last 25 years to win the title after losing their first game.

- Right-handed starter Jonah Nickerson was named the Most Outstanding Player of the College World Series. He made three CWS appearances, throwing 21 2/3 innings, allowing just four runs (two earned), 12 hits and four walks. Nickerson struck out 19.

- Nickerson ended the postseason with a 4-0 record, winning at least one game in the NCAA Regional, NCAA Super Regional and College World Series. He threw 36 2/3 innings over five games and allowed just 20 hits to go along with 34 strikeouts and a 1.23 ERA.

- Nickerson paced the Oregon State pitching staff, which saw eight pitchers contribute in the postseason run. Only one pitcher had an ERA above 5.00, and the team combined to limit opponents to a .219 batting average.

- Offensively, the Beavers finished with a .302 average as a team through 13 postseason games. Tyler Graham paced the way for the Beavers with a .426 batting average while Bill Rowe was close behind with a .419 mark. His 18 runs batted in led the team.

- Oregon State opened the postseason by hosting an NCAA Regional and the Beavers outscored their opponents - Wright State, Kansas and Hawaii - by a combined 28-9 mark. Oregon State never trailed during regional play.

- The Beavers defeated Stanford, 4-3, to open Super Regional play at Goss in the next round, then shut out the Cardinal, 15-0, in the second game to advance to Omaha. The 15-run win marked the second-biggest in the school's postseason history and was just the second shutout ever thrown, at the time, by OSU pitchers in NCAA play.

- Oregon State advanced to the postseason by winning the Pac-10 title and was named a No. 1 seed at its own regional.

- The Beavers ended the 2006 season with 50 victories, a school-record. It eclipsed the previous record of 46 set in 2005.

2006 Roster

No.	Pitchers	Yr.	B-T	Ht.	Wt.	Hometown
42	Bret Bochler	Fr.	L-L	6-1	170	Redmond, Wash.
32	Reed Brown	So.	R-R	6-4	210	Edmonds, Wash.
2	Dallas Buck	Jr.	R-R	6-3	210	Newberg, Ore.
24	Brian Budrow	Fr.	R-R	6-4	215	Glendale, Ariz.
46	Bryn Card	Fr.	L-L	6-3	175	Klamath Falls, Ore.
18	Mark Grbavac	Fr.	R-R	6-0	180	Portland, Ore.
6	Kevin Gunderson Jr.	R-L	5-10	165		Portland, Ore.
4	Greg Keim	Jr.	R-R	5-11	175	Ontario, Ore.
36	Jon Koller	Sr.	R-R	6-6	230	Carlsbad, Calif.
44	Eddie Kunz	So.	R-R	6-5	250	Portland, Ore.
17	Anton Maxwell Jr.	L-L	5-9	180		Anchorage, Alas.
34	Jonah Nickerson Jr.	R-R	6-1	195		Oregon City, Ore.
26	Joe Paterson	So.	L-L	6-1	195	McMinnville, Ore.
31	Alex Sogard	Fr.	L-L	6-3	200	Phoenix, Ariz.
33	Mike Stutes	So.	R-R	6-1	185	Lake Oswego, Ore.
27	Rob Summers	Fr.	R-R	6-0	188	Beaverton, Ore.
28	Daniel Turpen	So.	R-R	6-4	215	McMinnville, Ore.
No.	Catchers	Yr.	B-T	Ht.	Wt.	Hometown
12	Erik Ammon	So.	R-R	5-11	195	Salem, Ore.
11	Mitch Canham	So.	L-R	6-2	212	Lake Stevens, Wash.
1	Casey Priseman	So.	R-R	6-1	195	Woodinville, Wash.
39	Dale Solomon	Fr.	R-R	5-11	205	Moreno Valley, Calif.
No.	Infielders	Yr.	B-T	Ht.	Wt.	Hometown
10	Darwin Barney	So.	R-R	5-10	175	Beaverton, Ore.
30	Brett Casey	Fr.	S-R	6-0	170	Corvallis, Ore.
16	Cory Ellis	Fr.	R-R	5-7	160	Portland, Ore.
14	Ryan Gipson	Sr.	R-R	5-11	182	Central Point, Ore.
3	Chris Kunda	Sr.	R-R	6-0	175	Philomath, Ore.
15	Lonnie Lechelt	So.	R-R	6-0	193	Kennewick, Wash.
29	Shea McFeely	Sr.	R-R	6-1	210	Federal Way, Wash.
41	Sean Rockey	Fr.	R-R	6-0	180	Sammamish, Wash.
38	Bill Rowe	Fr.	L-L	6-3	230	Ashland, Ore.
No.	Outfielders	Yr.	B-T	Ht.	Wt.	Hometown
40	Derek Engelke	So.	L-L	5-10	175	Newberg, Ore.
9	Cole Gillespie	Jr.	R-R	6-1	200	West Linn, Ore.
21	Tyler Graham	R-R	6-1	185		Great Falls, Mont.
22	Koa Kahalehoe	Fr.	L-L	5-10	195	Las Vegas, Nev.
45	Joey Lakowske	Fr.	L-R	6-2	195	Corvallis, Ore.
20	Greg Laybourn	Fr.	R-R	5-10	190	Portland, Ore.
8	Mike Lissman	Jr.	R-R	6-0	200	Ontario, Ore.
19	Jake McCormick Jr.	R-R	6-3	225		Marysville, Calif.
23	Scott Santschi Jr.	L-R	6-0	190		Vancouver, Wash.
37	Geoff Wagner	Sr.	L-L	6-2	215	Redmond, Ore.
35	John Wallace	Fr.	L-R	6-0	200	Reno, Nev.

Head Coach: Pat Casey
Associate Head Coach: Dan Spencer
Assistant Coach: Marty Lees
Volunteer Assistant Coach: David Wong
Director of Operations: Ron Northcutt
Athletic Trainers: David Stricklin, Travis Tims
Managers: Peter Hughes, Brian Pecor
Administrative Assistant: Stephanie Kondos
Academics: Ardell Bailey
Equipment: Tom Williams
Head Groundskeeper: Al Kirk
Sports Information: Kip Carlson
Video: Jeff Taylor
Radio Broadcaster: Mike Parker





2005 CWS Participants Beavers Begin 3-Year Run

Oregon State began its magical three-year run to Omaha in 2005, a year that saw the club make many firsts. The Beavers went to the College World Series for the first time in more than 50 years, win the Pacific-10 Conference for the first time and advance to an NCAA Super Regional for the first time.

They did so with a cast of players with an overwhelming Pacific Northwest flavor, including Oregon born Dallas Buck, Kevin Gunderson, Jonah Nickerson, Jacoby Ellsbury and Darwin Barney, among others. Of the 29 players on the roster born in either Oregon or Washington, 13 ended their tenure at Oregon State being drafted by Major League clubs at least once.

The Beavers played their last game in Omaha on June 20, which, at the time, was the latest on the calendar an Oregon State season had ever extended.

- Oregon State went 0-2 in Omaha, but the World Series capped off a magnificent season for the Beavers. Oregon State won its first Pac-10 title by going 19-5 during the regular season. The 19 wins mark a conference record for the Beavers, who won seven of their eight Pac-10 series.

- The Beavers won 46 games, a new single-season school record. It surpassed the previous record of 39 set in 1986.

- The Beavers lost consecutive games only twice; once during the regular season, to Stanford and Arizona, and then in Omaha to Tulane and Baylor.

- Oregon State won five of its six games leading up to the College World Series. The Beavers outscored St. John's and Ohio State, 34-7, in three games at the Corvallis Regional.

- The Beavers advanced to a Super Regional at Goss Stadium, and took 2-of-3 from USC, whom OSU had ended the Pac-10 regular season with. The Beavers advanced to the NCAA College World Series after scoring two runs in the seventh in the third game of the Super Regional.

- Oregon State lost both of its games in Omaha, but the team's pitching staff was stellar. The Beavers allowed just seven runs over two games at Rosenblatt Stadium.

- The Beavers batted .321 as a team through the eight postseason games, and were led by Andy Jenkins' .459 batting average, which stands as the single-best postseason for any Oregon State player.

- The team's pitching staff was anchored by Jonah Nickerson, who went 1-1 with a 2.11 earned run average. Nickerson ended his career with five postseason victories, four a year later, which ties Mike Stutes for most in an OSU career.

- The trip to the postseason was the first in 19 years for Oregon State, which had last appeared in an NCAA Regional in Stillwater, Okla., in 1986. At the time, the eight postseason games played in 2005 was a single-year record for the Beavers.

- Head coach Pat Casey won his first career postseason game on June 3 as the Beavers scored a run in both the eighth and ninth innings for a 4-3 come-from-behind victory over Ohio State.

- Oregon State defeated St. John's, 19-3, in the final game of the Corvallis Regional. The 16-run win still stands as the team's single-largest postseason victory.

- Jacoby Ellsbury, who in 2007 became the first former OSU player to win a MLB World Series, played in all eight games in the 2005 postseason and batted .351 with two doubles, a triple and five stolen bases.

- Thirteen players who played in the 2005 postseason won a title in 2006 with OSU.

2005 Roster

No.	Pitchers	Yr.	B-T	Ht.	Wt.	Hometown
32	Reed Brown	Fr.	R-R	6-4	195	Edmonds, Wash.
2	Dallas Buck	So.	R-R	6-2	190	Newberg, Ore.
38	A.J. Davidson	Jr.	S-L	6-3	200	Florence, Ore.
18	Nate Fogle	Jr.	R-R	6-3	220	Gresham, Ore.
6	Kevin Gunderson	So.	R-L	5-10	160	Portland, Ore.
16	Kevin Joslyn	Sr.	L-L	6-1	185	Spokane, Wash.
	Josh Keller	Fr.	R-R	6-4	230	Portland, Ore.
36	Jon Koller	Jr.	R-R	6-6	235	Carlsbad, Calif.
44	Eddie Kunz	Fr.	R-R	6-4	250	Portland, Ore.
17	Anton Maxwell	So.	L-L	5-9	175	Anchorage, Alas.
19	Jake McCormick	So.	R-R	6-2	220	Marysville, Calif.
34	Jonah Nickerson	So.	R-R	6-1	190	Oregon City, Ore.
4	Kurt Steele	Jr.	R-R	6-2	180	Corvallis, Ore.
27	Rob Summers	Fr.	R-R	6-0	185	Beaverton, Ore.
28	Daniel Turpen	Fr.	R-R	6-4	195	McMinnville, Ore.
No.	Catchers	Yr.	B-T	Ht.	Wt.	Hometown
11	Mitch Canham	So.	L-R	6-2	200	Lake Stevens, Wash.
35	Billy Munich	Jr.	S-R	6-1	225	El Macero, Calif.
20	Casey Priseman	Fr.	R-R	6-1	180	Woodinville, Wash.
No.	Infielders	Yr.	B-T	Ht.	Wt.	Hometown
10	Darwin Barney	Fr.	R-R	5-10	170	Beaverton, Ore.
30	Travis Carver	Fr.	L-R	6-3	235	McMinnville, Ore.
	Cory Ellis	Fr.	R-R	5-7	160	Portland, Ore.
14	Ryan Gipson	Jr.	R-R	5-11	180	Central Point, Ore.
8	Andy Jenkins	Sr.	R-R	6-0	200	Salem, Ore.
3	Chris Kunda	Jr.	R-R	6-0	175	Philomath, Ore.
15	Lonnie Lechelt	Fr.	R-R	6-0	190	Kennewick, Wash.
25	Joey Ledesma	Jr.	L-R	6-0	190	Tucson, Ariz.
29	Shea McFeely	Jr.	R-R	6-2	215	Federal Way, Wash.
31	Scott Nelson	Jr.	R-R	6-3	215	Eugene, Ore.
1	Todd Shelton	Jr.	R-R	5-10	185	Bakersfield, Calif.
No.	Outfielders	Yr.	B-T	Ht.	Wt.	Hometown
22	Danny Anderson	Sr.	R-R	6-4	200	Modesto, Calif.
24	Chris Campos	Sr.	L-L	6-1	208	Modesto, Calif.
	Nic Chapin	Jr.	L-L	5-11	185	Oregon City, Ore.
23	Jacoby Ellsbury	Jr.	L-L	6-1	190	Madras, Ore.
40	Joel Evans	Sr.	R-R	6-5	230	Redmond, Wash.
12	Rob Folsom	Fr.	R-R	5-9	180	Medford, Ore.
9	Cole Gillespie	So.	R-R	6-1	200	West Linn, Ore.
21	Tyler Graham	Jr.	R-R	6-0	180	Great Falls, Mont.
26	Mike Lissman	So.	R-L	6-0	195	Ontario, Ore.
37	Geoff Wagner	Jr.	L-L	6-2	215	Redmond, Ore.

Head Coach: Pat Casey
Associate Head Coach: Dan Spencer
Assistant Coach: Marty Lees
Volunteer Assistant Coach: Troy Schader
Athletic Trainer: Matt Toth
Assistant Athletic Trainers: Nathan Dufault, J.R. Tatum
Manager: Peter Hughes
Administrative Assistant: Jenny Siewell
Head Groundskeeper: Al Kirk
Sports Information: Kip Carlson
Radio Broadcaster: Mike Parker





Corvallis Regional

June 3 • Corvallis, Ore.

Ohio State 3
Oregon State 4

Ohio State 0 0 0 1 0 1 1 0 0 - 3 4 0
 Oregon State 0 2 0 0 0 0 0 1 1 - 4 9 2
 WP-Gunderson, Kevin (6-2)
 LP-Meister, Rory (8-2)
 T-2:23 A-2612
 HR OSU - Canham, Mitch; McFeely, Shea

June 4 • Corvallis, Ore.

Oregon State 11
St. John's 1

Oregon State 0 1 0 0 4 1 0 5 0 - 11 14 0
 St. John's 0 0 0 0 0 0 0 0 1 - 1 7 4
 WP-Nickerson, Jonah (9-1)
 LP-Wladkya, Jim (7-3)
 T-2:54 A-2609

June 5 • Corvallis, Ore.

St. John's 3
Oregon State 19

St. John's 0 0 0 0 0 1 2 0 0 - 3 11 0
 Oregon State 0(13) 0 4 2 0 0 0 X -19 22 4
 WP-Maxwell, Anton (11-1)
 LP-Smith, Anthony (1-2)
 T-3:14 A-2532
 HR OSU - Anderson, Danny 2

Corvallis Super Regional

June 11 • Corvallis, Ore.

USC 4
Oregon State 10

USC 2 0 2 0 0 0 0 0 0 - 4 9 8
 Oregon State 1 0 0 2 0 2 0 5 X -10 7 0
 WP-Buck, Dallas (12-1)
 SV-Gunderson, Kevin (14)
 LP-Kennedy, Ian (12-3)
 T-3:44 A-3059
 HR OSU - Jenkins, Andy

June 12 • Corvallis, Ore.

Oregon State 8
USC 9

10 Innings
 Oregon State 0 0 0 2 1 2 3 0 0 0 - 8 10 4
 USC 0 0 0 0 2 1 0 2 3 1 - 9 16 1
 WP-Koss, Paul (4-1)
 LP-Gunderson, Kevin (6-3)
 T-4:14 A-3068
 HR OSU - Anderson, Danny; Canham, Mitch; Gipson, Ryan
 HR USC - Clement, Jeff

2005 Postseason Statistics

Player	AVG	G/GS	AB	R	H	RBI	2B	3B	HR	BB	SO	SB-ATT	SLG	OBA
Jenkins, Andy	.459	8/8	37	9	17	13	2	2	2	0	0	0-0	.784	.475
Canham, Mitch	.353	8/8	34	10	12	9	3	0	2	3	6	1-1	.618	.421
Ellsbury, Jacoby	.351	8/8	37	11	13	6	2	1	0	6	7	5-5	.459	.442
Gipson, Ryan	.333	8/8	24	4	8	7	2	0	1	2	4	2-2	.542	.393
Campos, Chris	.333	5/1	6	1	2	0	0	0	0	2	0	0-0	.333	.500
Kunda, Chris	.333	7/0	3	0	1	2	0	0	0	1	0	0-0	.333	.500
Gillespie, Cole	.321	8/8	28	5	9	4	1	0	0	4	3	1-1	.357	.429
Lissman, Mike	.300	6/2	10	0	3	0	0	0	0	2	1	0-1	.300	.462
McFeely, Shea	.290	8/8	31	8	9	8	3	0	1	4	9	1-1	.484	.378
Anderson, Danny	.286	6/3	14	5	4	6	0	0	3	2	4	0-0	.929	.375
Barney, Darwin	.281	8/8	32	6	9	4	1	0	0	6	5	1-2	.313	.410
Graham, Tyler	.206	8/8	34	5	7	4	0	0	0	3	8	2-3	.206	.270
Wagner, Geoff	.000	3/1	3	1	0	0	0	0	0	1	1	0-0	.000	.250
Lechelt, Lonnie	.000	2/0	0	1	0	0	0	0	0	0	0	0-0	.000	.000
Priseman, Casey	.000	1/0	0	0	0	0	0	0	0	0	0	0-0	.000	.000
Totals	.321	8/8	293	66	94	62	14	3	9	36	48	13-16	.481	.406

Pitcher	ERA	W-L	SV	G/GS	CG	SH	IP	H	R	ER	BB	SO	AVG	HR
Joslyn, Kevin	0.00	0-0	0	1/0	0	0	1.0	1	0	0	0	2	.250	0
Nickerson, Jonah	2.11	1-1	0	3/3	1	0	21.1	21	6	5	2	18	.250	0
Gunderson, Kevin	2.61	1-2	1	5/0	0	0	10.1	10	5	3	2	11	.270	1
Buck, Dallas	2.86	1-0	1	4/3	0	0	22.0	18	10	7	13	9	.231	0
Maxwell, Anton	4.09	1-0	0	2/2	0	0	11.0	11	6	5	7	3	.244	1
Kunz, Eddie	4.50	1-0	0	4/0	0	0	4.0	4	2	2	3	6	.250	1
Fogle, Nate	16.88	0-0	0	3/0	0	0	2.2	6	6	5	1	2	.462	0
Totals	3.36	5-3	2	8/8	1	0	72.1	71	35	27	28	51	.256	3

June 13 • Corvallis, Ore.

USC 8
Oregon State 10

USC 0 0 3 0 0 4 0 1 0 - 8 6 1
 Oregon State 2 1 2 0 2 1 2 0 X -10 17 0
 WP-Kunz, Eddie (2-0)
 SV-Buck, Dallas (1)
 LP-Schlack, Ryan (0-2)
 T-4:00 A-2750
 HR OSU - Jenkins, Andy
 HR USC - Clement, Jeff

College World Series

June 18 • Omaha, Neb.


Oregon State 1
Tulane 3

Oregon State 1 0 0 0 0 0 0 0 0 - 1 6 0
 Tulane 0 0 0 0 0 0 2 1 X - 3 8 0
 WP-Owings, Micah (12-4)
 SV-Latham, Daniel (13)
 LP-Nickerson, Jonah (9-2)
 T-2:43 A-20345
 HR TUL - Southard, Nathan


June 20 • Omaha, Neb.

Baylor 4
Oregon State 3

10 Innings
 Baylor 0 0 0 2 1 0 0 0 0 1 - 4 10 1
 Oregon State 0 2 0 0 1 0 0 0 0 0 - 3 9 2
 WP-Mandel, Jeff (4-0)
 LP-Gunderson, Kevin (6-4)
 T-3:50 A-13000



Above: Andy Jenkins. Below: Dallas Buck





1952 CWS Participants OSU Makes First CWS Trip

Oregon State made its first foray into an NCAA postseason in 1952, and the Beavers also advanced to the College World Series for the first time. Oregon State lost in two games in their inaugural trip to Omaha, but came away with a positive first experience at Omaha Stadium.

The Beavers opened the year by winning the Pacific Coast Conference title and then swept Fresno State in the Western Regional in Corvallis.

“The team of ‘52 was an exceptional collection of raw talent as I look back today,” pitcher Alex Goedhard said years later. “I say raw talent because we had no specialty training. There were no coaches specializing in hitting, fielding, outfield or pitching. There were no physical training regimens for players targeting playing positions outside of daily routine practice. There was no or very little scouting of opposing teams and players.”

• At the Western Regional, on June 7, the Beavers hosted Fresno State in front of a crowd of 4,600, the largest attendance figure to date at what is now Goss Stadium at Coleman Field.

• Oregon State began the season on a high note, winning its first seven games and nine of 10.

• The Beavers had just three losing streaks of two games, with the final one coming in Omaha. Oregon State did not lose consecutive games at home the entire season.

• The 27 victories posted by the Beavers in 1952 set a school single-season record. That record was not surpassed until the 1975 team won 28 games.

• Ralph Coleman was in the midst of his third stint with the team and had another 14 years before ending his illustrious career. Coleman’s two victories in the postseason do not count toward his overall career record, but merely add to 561 victories, then a school record.

• Oregon State’s appearance in Omaha was significant as it was only the sixth-ever College World Series held. The Beavers opened against Duke in just the second-ever meeting between the schools in any sport; the first was in the 1942 Rose Bowl.

• Oregon State used what is now an unusual mode of transportation to arrive in Omaha. The team traveled to Omaha by train on the Union Pacific streamliner City of Portland. The Beavers arrived just after 3 a.m. on a Wednesday.

• Oregon State was the fourth team of what is now known as the Pac-10 to advance to the College World Series. California, USC and Washington St. all advanced to Omaha before the Beavers’ first trip in 1952.

• The games were played at what was then known as Omaha Stadium; it is now known as Rosenblatt Stadium. This marked the third year the CWS was held at Rosenblatt.

• Twenty-seven of the 34 players (79.4 percent) listed on the roster hailed from the state of Oregon.

• Oregon State won its first-ever Pacific Coast Conference Championship in 1952. The Beavers defeated USC in two games; winning game one, 12-10, and taking game two, 5-4, with both contests being played in Corvallis.

• Dwane Helbig became Oregon State’s first All-American in 1952 when the American Baseball Coaches Association named him to the second team. He batted .418 with three home runs and 10 RBI in PCC Northern Division games.

• Bailey Brem and Jay Dean, who were both on the 1952 team, earned All-American honors in 1953 and 1954, respectively. Dean was an All-American in 1955 as well. He was OSU’s first two-time All-American.

1952 Roster

No.	Pitchers	Yr.	B-T	Ht.	Wt.	Hometown
14	Bud Berg	Sr.	R-R	6-2	190	Portland, Ore.
	Ralph Coleman Jr.	Jr.	L-L	6-0	155	Corvallis, Ore.
13	Bailey Brem	Jr.	R-R	6-3	185	Portland, Ore.
16	Alex Goedhard	Sr.	R-R	6-2	175	Pasadena, Calif.
2	Don Hopp	Fr.	R-R	6-2	175	Oregon City
	Jim Nierman	So.	R-L	6-0	175	Hillsboro, Ore.
20	Norb Wellman	So.	R-R	6-4	205	Mt. Angel, Ore.
9	Don White	Sr.	R-L	6-1	160	Portland, Ore.
No.	CATCHERS	Yr.	B-T	Ht.	Wt.	Hometown
	Jack Smith	So.	R-R	5-10	180	Ontario, Ore.
11	Jack Stephenson	Fr.	R-R	5-11	172	Tigard, Ore.
19	John Thomas	Sr.	R-R	6-3	215	Newark, N.J.
	Bill Turner	Jr.	R-R	5-9	175	Portland, Ore.
No.	Infielders	Yr.	B-T	Ht.	Wt.	Hometown
	Jack Bowen	Fr.	R-R	5-10	172	Nyssa, Ore.
3	Bobby Buob	Fr.	R-R	5-8	158	Union, N.J.
17	Jay Dean	Fr.	R-L	6-5	210	Nampa, Ida.
	Mel Ediger	So.	R-R	6-0	175	Dallas, Ore.
5	Chuck Fisk	Fr.	R-R	6-0	170	Portland, Ore.
	Connie Holzgang	So.	R-R	5-11	160	Medford, Ore.
10	Cub Houck	Sr.	R-R	6-0	185	Salem, Ore.
4	Danny Johnston	Jr.	R-R	5-11	175	Whittier, Calif.
	Johnny Rearden	Sr.	R-R	5-11	160	Corvallis, Ore.
15	Jim Ruggles	Fr.	L-R	6-0	170	Portland, Ore.
	Doug Wray	Fr.	R-R	5-9	150	The Dalles, Ore.
	Jim Walker	So.	L-L	5-10	155	L-Beach, Calif.
No.	Outfielders	Yr.	B-T	Ht.	Wt.	Hometown
8	Pete Goodbrod	Sr.	L-R	5-10	160	Salem, Ore.
7	Dwane Helbig	So.	R-R	6-0	195	Portland, Ore.
	Jim Jenks	Jr.	R-R	6-0	168	Albany, Ore.
	Ralph Krafve	Sr.	L-R	6-2	185	Portland, Ore.
12	Ed Nelson	Sr.	R-R	5-10	165	Corvallis, Ore.
	Jack Pinion	So.	R-R	5-10	195	Reedsport, Ore.
18	Bud Shirlcliff	Jr.	R-R	6-3	200	M-Creek, Ore.
	Dick Wilson	Fr.	L-L	5-11	165	Nyssa, Ore.
	Jim Withrow	Fr.	R-L	5-10	160	Van Nuys, Calif.
	Bob Thoman	Jr.	R-R	6-4	175	Corvallis, Ore.

Head Coach: Ralph Coleman
Assistant Coach: Paul Valenti
Manager: Ken Boshears

COLLEGE WORLD SERIES

8 TOP COLLEGE TEAMS

The ROSE BOWL of COLLEGE BASEBALL

OMAHA STADIUM

June 12-13-14-15-16

Get Tickets Now at **RUSSELL SPORTS**, 1816 Farnam Street, Omaha



2014 NCAA Postseason • OSU Championship History

The 2014 NCAA Postseason will feature, as always, the nation's top 64 teams. Sixteen four-team regionals will be held May 30-June 2, followed by eight Super Regionals, featuring the top 16 teams remaining who advanced past the regionals. The 2014 College World Series will be played June 14-25 at TD Ameritrade Park Omaha.

The Pac-12 Conference holds the record with 27 World Series titles, followed by the Big 12 Conference at 10 and the Big Ten at six. A Pac-12 team has finished as national champions or runner-up in seven of the last 12 years. At least one Pac-12 player has been named to the All-College World Series team since 1997.

In 2006 and 2007, the then-Pac-10 had 11 players named to the All-CWS Team, and each one was an Oregon State Beaver. In 2006, Jonah Nickerson was named the Most Outstanding Player after the Beavers captured their first national title. In 2007, Jorge Reyes claimed the honor as OSU won its second straight title.

Oregon State is one of just six schools nationally to win back-to-back national titles, and one of three from the Pac-12. USC won five straight titles from 1970-74. Stanford won two straight from 1987-88, followed nearly 20 years later by the Beavers. Texas won consecutive titles from 1949-1950 and LSU became the fourth club to accomplish the feat, doing so in 1996 and 1997. South Carolina is the most recent, winning championships in 2010 and 2011.

2014 NCAA Postseason Schedule

- May 30-June 2: NCAA Regionals (campus sites)
- June 6-9: NCAA Super Regionals (campus sites)
- June 14-25: NCAA College World Series (TD Ameritrade Park Omaha)

Note: Campus sites for the NCAA Regionals will be announced the day prior to the NCAA selection process. Super Regional sites will be announced the day after the regionals' completion.



Darwin Barney

Oregon State In The Postseason

- All-Time Record:** 50-31 (.617)
- NCAA Regional Record:** 29-19 (.604)
- NCAA Super Regional Record:** 8-4 (.667)
- NCAA CWS Record:** 13-8 (.619)
- NCAA Appearances (15):** 1952, 1962, 1963, 1983, 1985, 1986, 2005, 2006, 2007, 2009, 2010, 2011, 2012, 2013, 2014
- Super Regional Appearances (5):** 2005, 2006, 2007, 2011, 2013
- College World Series Appearances (5):** 1952, 2005, 2006, 2007, 2013

Head Coaches And The Postseason


Coach	Overall	Reg.	Super	CWS
Ralph Coleman	3-6	3-4	0-0	0-2
Jack Riley	2-6	2-6	0-0	0-0
Pat Casey	45-19	24-9	8-4	13-6

Postseason Superlatives

- Most Runs:** 19, vs. St. John's (6/5/05)
- Most Runs Allowed:** 17, vs. Stanford (5/24/85)
- Fewest Runs:** 0, vs. Stanford (5/27/83)
- Fewest Runs Allowed:** 0, 6 times
- Win Streak:** 10 games (6/4-6/24/07)
- Most Wins (Pitcher):** 5; Stutes, Nickerson
- Largest Attendance (Reg.):** 11,535 (6/2/12)
- Largest Attendance (Super):** 3,602 (6/9/13)
- Largest Attendance (CWS):** 30,335 (6/21/06)

All-Time Versus Opponents

Opponent	Overall	Reg.	Super	CWS
Arizona State	1-0	0-0	0-0	1-0
Arkansas	1-1	1-1	0-0	0-0
Baylor	0-1	0-0	0-0	0-1
Belmont	1-0	1-0	0-0	0-0
Cal-State Fullerton	1-0	0-0	0-0	1-0
Creighton	1-0	1-0	0-0	0-0
Duke	0-1	0-0	0-0	0-1
Florida	0-1	0-1	0-0	0-0
Florida Atlantic	1-1	1-1	0-0	0-0
Fresno State	2-0	2-0	0-0	0-0
Georgia	2-0	1-0	0-0	1-0
Hawaii	1-0	1-0	0-0	0-0
Indiana	1-0	0-0	0-0	1-0
Kansas	1-0	1-0	0-0	0-0
Kansas State	2-1	0-0	2-1	0-0
Louisiana-Monroe	1-0	1-0	0-0	0-0
Louisville	1-0	0-0	0-0	1-0
LSU	0-2	0-2	0-0	0-0
Miami (Fla.)	1-1	0-0	0-0	1-1
Michigan	2-0	0-0	2-0	0-0
Mississippi State	0-2	0-0	0-0	0-2
North Carolina	4-1	0-0	0-0	4-1
North Dakota State	1-0	1-0	0-0	0-0
Ohio State	1-0	1-0	0-0	0-0
Pepperdine	0-1	0-1	0-0	0-0
Rice	2-0	0-0	0-0	2-0
Richmond	1-0	1-0	0-0	0-0
Rutgers	2-0	2-0	0-0	0-0
Santa Clara	0-2	0-2	0-0	0-0
Stanford	2-3	0-3	2-0	0-0
St. John's	2-0	2-0	0-0	0-0
TCU	0-2	0-2	0-0	0-0
Texas	0-1	0-0	0-0	0-1
Texas A&M	3-0	3-0	0-0	0-0
Tulane	0-1	0-0	0-0	0-1
UALR	1-0	1-0	0-0	0-0
UC-Irvine	2-2	1-2	0-0	1-0
UC Santa Barbara	1-1	1-1	0-0	0-0
UNLV	1-0	1-0	0-0	0-0
USC	3-3	1-2	2-1	0-0
UTSA	1-0	1-0	0-0	0-0
Vanderbilt	0-2	0-0	0-2	0-0
Virginia	2-1	2-1	0-0	0-0
Wright State	1-0	1-0	0-0	0-0



Andy Peterson



1952

Western Regional • Corvallis, Ore.

Table with 6 columns: Date, Result, Opponent, WP, LP, Att. Rows include games against Fresno State on 6/6/52 and 6/7/52.

College World Series • Omaha, Neb.

Table with 6 columns: Date, Result, Opponent, WP, LP, Att. Rows include games against Duke and Texas in 1952.

1962

Western Regional • Santa Clara, Calif.

Table with 6 columns: Date, Result, Opponent, WP, LP, Att. Rows include games against Santa Clara in 1962.

1963

Western Regional • Corvallis, Ore.

Table with 6 columns: Date, Result, Opponent, WP, LP, Att. Rows include games against USC in 1963.

1983

Western Regional • Stanford, Calif.

Table with 6 columns: Date, Result, Opponent, WP, LP, Att. Rows include games against Stanford and UC-Santa Barbara in 1983.

1985

Western Regional • Stanford, Calif.

Table with 6 columns: Date, Result, Opponent, WP, LP, Att. Rows include games against Stanford and Pepperdine in 1985.

1986

Midwest Regional • Stillwater, Okla.

Table with 6 columns: Date, Result, Opponent, WP, LP, Att. Rows include games against Arkansas, Richmond, and Stanford in 1986.

All-Regional Team: David Brundage, OF

2005

Corvallis Regional • Corvallis, Ore.

Table with 6 columns: Date, Result, Opponent, WP, LP, Att. Rows include games against Ohio State, St. John's, and St. John's in 2005.

All-Regional Team: Mitch Canham (Most Outstanding Player), C; Jonah Nickerson, RHP; Andy Jenkins, 1B; Shea McFeely, 3B; Tyler Graham, OF; Jacoby Ellsbury, OF; Cole Gillespie, OF

Corvallis Super Regional • Corvallis, Ore.

Table with 6 columns: Date, Result, Opponent, WP, LP, Att. Rows include games against USC in 2005.

College World Series • Omaha, Neb.

Table with 6 columns: Date, Result, Opponent, WP, LP, Att. Rows include games against Tulane and Baylor in 2005.

2006

Corvallis Regional • Corvallis, Ore.

Table with 6 columns: Date, Result, Opponent, WP, LP, Att. Rows include games against Wright State, Kansas, and Hawaii in 2006.

All-Regional Team: Chris Kunda (Most Outstanding Player), 2B; Jonah Nickerson, RHP; Darwin Barney, SS; Cole Gillespie, OF; Tyler Graham, OF

Corvallis Super Regional • Corvallis, Ore.

Table with 6 columns: Date, Result, Opponent, WP, LP, Att. Rows include games against Stanford in 2006.

College World Series • Omaha, Neb.

Table with 6 columns: Date, Result, Opponent, WP, LP, Att. Rows include games against Miami, Georgia, Rice, North Carolina, and North Carolina in 2006.

All-CWS Team: Jonah Nickerson (Most Outstanding Player), RHP; Bill Rowe, 1B; Shea McFeely, 3B; Cole Gillespie, OF; Kevin Gunderson, LHP

2007

Charlottesville Regional • Charlottesville, Va.

Table with 6 columns: Date, Result, Opponent, WP, LP, Att. Rows include games against Rutgers, Virginia, and Virginia in 2007.

All-Regional Team: Joe Paterson (Most Outstanding Player), LHP; Jordan Lennerton, 1B; Joey Wong, 2B; Darwin Barney, SS; Lonnie Lechelt, 3B; Chris Hopkins, OF

Corvallis Super Regional • Corvallis, Ore.

Table with 6 columns: Date, Result, Opponent, WP, LP, Att. Rows include games against Michigan in 2007.

College World Series • Omaha, Neb.

Table with 6 columns: Date, Result, Opponent, WP, LP, Att. Rows include games against CS-Fullerton, Arizona State, UC-Irvine, and North Carolina in 2007.

All-CWS Team: Jorge Reyes (Most Outstanding Player), RHP; Darwin Barney, SS; Mitch Canham, C; Mike Lissman, DH; Scott Santschi, OF; Joey Wong, 2B

2009

Fort Worth Regional • Fort Worth, Texas

Table with 6 columns: Date, Result, Opponent, WP, LP, Att. Rows include games against Texas A&M, TCU, and TCU in 2009.

All-Regional Team: Koa Kahalehoe, OF; Ryan Ortiz, C; Jorge Reyes, RHP; John Tommasini, 2B



2010

Gainesville Regional • Gainesville, Fla.

Date	Result	Opponent	WP	LP	Att.
6/4/10	W, 6-4	Florida Atlantic	Peavey	Gipson	1,117
6/5/10	L, 2-10	Florida	Panteliodis	Gaviglio	2,991
6/6/10	L, 7-11	Florida Atlantic	Adams	Waldron	1,340

All-Regional Team: Adalberto Santos, OF

2011

Corvallis Regional • Corvallis, Ore.

Date	Result	Opponent	WP	LP	Att.
6/3/11	W, 7-4	UALR	Schultz	Graziano	2,858
6/4/11	W, 5-1	Creighton	Gaviglio	Blach	3,103
6/5/11	W, 6-4	Georgia	Duke	Swegman	3,032

All-Regional Team: Sam Gaviglio (Most Outstanding Player), RHP;
 Andrew Susac, C; Parker Berberet, 1B; Carter Bell, 3B; Ryan Barnes, OF;
 Brian Stamps, OF; Garrett Nash, OF

Nashville Super Regional • Nashville, Tenn.

Date	Result	Opponent	WP	LP	Att.
6/10/11	L, 1-11	Vanderbilt	Gray	Gaviglio	3,349
6/11/11	L, 3-9	Vanderbilt	Clinard	Schultz	3,387

2012

Baton Rouge Regional • Baton Rouge, La.

Date	Result	Opponent	WP	LP	Att.
6/1/12	W, 2-1	Belmont	Bryant	Brookshire	10,041
6/2/12	L, 1-7	LSU	Gausman	Child	11,535
6/3/12	W, 11-2	La.-Monroe	Wetzler	Aulds	10,369
6/3/12	L, 5-6	LSU	Cotton	Davis	11,036

All-Regional Team: John Tommasini, 2B; Michael Conforto, OF; Ryan Barnes, OF; Joey Matthews, OF; Danny Hayes, DH

2013

Corvallis Regional • Corvallis, Ore.

Date	Result	Opponent	WP	LP	Att.
5/31/13	W, 5-4	UTSA	Engelbrekt	Sims	3,222
6/1/13	W, 3-2	UC Santa Barbara	Moore	Mahle	3,535
6/2/13	W, 6-1	Texas A&M	Wetzler	Jester	3,362

All-Regional Team: Dylan Davis (Most Outstanding Player), OF; Jake Rodriguez, C; Andy Peterson, 2B; Ryan Barnes, DH; Andrew Moore, RHP;
 Ben Wetzler, LHP

Corvallis Super Regional • Corvallis, Ore.

Date	Result	Opponent	WP	LP	Att.
6/8/13	L, 2-6	Kansas State	Matthys	Fry	3,574
6/9/13	W, 12-4	Kansas State	Moore	McFadden	3,602
6/10/13	W, 4-3	Kansas State	Wetzler	Matthys	3,564

College World Series • Omaha, Neb.

Date	Result	Opponent	WP	LP	Att.
6/15/13	L, 4-5	Mississippi St.	Mitchell	Boyd	24,473
6/17/13	W, 11-4	Louisville	Wetzler	Thompson	18,980
6/19/13	W, 1-0	Indiana	Boyd	Slegers	26,035
6/21/13	L, 1-4	Mississippi St.	Graveman	Moore	18,868

All-CWS Team: Michael Conforto, OF

2014

Corvallis Regional • Corvallis, Ore.

Date	Result	Opponent	WP	LP	Att.
5/30/14	W, 2-1	N. Dakota St.	Moore	Ernst	3,408
5/31/14	L, 2-14	UC Irvine	Surrey	Fry	3,422
6/1/14	W, 6-1	UNLV	Wetzler	Oakley	3,372
6/1/14	W, 4-0	UC Irvine	Schultz	Brock	3,386
6/2/14	L, 2-4	UC Irvine	Manarino	Thompson	3,435

All-Regional Team: Logan Ice, C; Jeff Hendrix, OF; Kavin Keyes, 1B; Scott Schultz, RHP

**All-Time Oregon State Postseason Honors****All-Regional Team (41)**

Year	Player	Pos.	Location
1986	Dave Brundage	OF	Stillwater, Okla.
2005	Mitch Canham	C	Corvallis
2005	Jacoby Ellsbury	OF	Corvallis
2005	Cole Gillespie	OF	Corvallis
2005	Tyler Graham	OF	Corvallis
2005	Andy Jenkins	1B	Corvallis
2005	Shea McFeely	3B	Corvallis
2005	Jonah Nickerson	RHP	Corvallis
2006	Darwin Barney	SS	Corvallis
2006	Cole Gillespie	OF	Corvallis
2006	Tyler Graham	OF	Corvallis
2006	Chis Kunda	2B	Corvallis
2006	Jonah Nickerson	RHP	Corvallis
2007	Darwin Barney	SS	Charlottesville, Va.
2007	Chris Hopkins	OF	Charlottesville, Va.
2007	Lonnie Lechelt	3B	Charlottesville, Va.
2007	Jordan Lennerton	1B	Charlottesville, Va.
2007	Joe Paterson	LHP	Charlottesville, Va.
2007	Joey Wong	2B	Charlottesville, Va.
2009	Koa Kahalehoe	OF	Fort Worth, Texas
2009	Ryan Ortiz	C	Fort Worth, Texas
2009	Jorge Reyes	RHP	Fort Worth, Texas
2009	John Tommasini	2B	Fort Worth, Texas
2010	Adalberto Santos	OF	Gainesville, Fla.
2011	Ryan Barnes	OF	Corvallis
2011	Carter Bell	3B	Corvallis
2011	Parker Berberet	1B	Corvallis
2011	Sam Gaviglio	RHP	Corvallis
2011	Garrett Nash	OF	Corvallis
2011	Brian Stamps	OF	Corvallis
2011	Andrew Susac	C	Corvallis
2012	John Tommasini	2B	Baton Rouge
2012	Michael Conforto	OF	Baton Rouge
2012	Ryan Barnes	OF	Baton Rouge
2012	Joey Matthews	OF	Baton Rouge
2012	Danny Hayes	DH	Baton Rouge
2013	Jake Rodriguez	C	Corvallis
2013	Andy Peterson	2B	Corvallis
2013	Dylan Davis	OF	Corvallis
2013	Ryan Barnes	DH	Corvallis
2013	Andrew Moore	RHP	Corvallis
2013	Ben Wetzler	LHP	Corvallis
2014	Logan Ice	C	Corvallis
2014	Kavin Keyes	1B	Corvallis
2014	Jeff Hendrix	OF	Corvallis
2014	Scott Schultz	RHP	Corvallis

All-College World Series Team (12)

Year	Player	Pos.	Location (Omaha)
2006	Cole Gillespie	OF	Rosenblatt
2006	Kevin Gunderson	LHP	Rosenblatt
2006	Shea McFeely	3B	Rosenblatt
2006	Jonah Nickerson	RHP	Rosenblatt
2006	Bill Rowe	1B	Rosenblatt
2007	Darwin Barney	SS	Rosenblatt
2007	Mitch Canham	C	Rosenblatt
2007	Mike Lissman	OF	Rosenblatt
2007	Jorge Reyes	RHP	Rosenblatt
2007	Scott Santachi	OF	Rosenblatt
2007	Joey Wong	2B	Rosenblatt
2013	Michael Conforto	OF	TD Ameritrade Park

Most Outstanding Players (7)

Year	Player	Pos.	Location
2005	Mitch Canham	C	Corvallis Regional
2006	Chris Kunda	2B	Corvallis Regional
2006	Jonah Nickerson	RHP	Omaha CWS
2007	Joe Paterson	LHP	Charlottesville Regional
2007	Jorge Reyes	RHP	Omaha CWS
2011	Sam Gaviglio	RHP	Corvallis Regional
2013	Dylan Davis	OF	Corvallis Regional



Career Leaders

Minimum 25 at bats, 10 Innings Pitched

Offense

Batting Average	.459, Andy Jenkins (2005)
Games Played	33, Darwin Barney (2005-07)
	33, Mitch Canham (2005-07)
Games Started	33, Darwin Barney (2005-07)
At Bats	135, Darwin Barney (2005-07)
Runs Scored	33, Darwin Barney (2005-07)
Hits	40, Darwin Barney (2005-07)
Runs Batted In	26, Mitch Canham (2005-07)
Doubles	9, Michael Conforto (2012-14)
Triples	2, Andy Jenkins (2005)
	2, John Wallace (2005-06)
	2, Cole Gillespie (2005-06)
Home Runs	4, Jordan Lennerton (2007)
Walks	19, Darwin Barney (2005-07)
Strikeouts	28, Mitch Canham (2005-07)
Stolen Bases	8, Tyler Graham (2005-06)

Pitching

Earned Run Average	1.21, Joe Paterson (2006-07)
Wins	5, Jonah Nickerson (2005-06)
	5, Mike Stutes (2006-07)
	5, Ben Wetzler (2011-14)
Winning Percentage	1.000, Mike Stutes (2006-07)
	1.000, Ben Wetzler (2011-14)
Saves	6, Kevin Gunderson (2005-06)
Games Pitched	16, Eddie Kunz (2006-07)
Games Started	8, Jonah Nickerson (2005-06)
	8, Mike Stutes (2006-07)
Innings Pitched	58.0, Jonah Nickerson (2005-06)
Hits Allowed	49, Dallas Buck (2005-06)
Runs Allowed	26, Dallas Buck (2005-06)
Earned Runs Allowed	23, Dallas Buck (2005-06)
	23, Mike Stutes (2006-07)
Walks Allowed	24, Dallas Buck (2005-06)
Strikeouts	52, Jonah Nickerson (2005-06)

Individual Postseason Leaders

Minimum 15 at bats, 5 Innings Pitched

Offense

Batting Average	.529 (9-17), Koa Kahalehoe (2009)
	.529 (9-17), Kavin Keyes (2014)
Games Played	13, seven players (2006)
Games Started	13, seven players (2006)
At Bats	54, Darwin Barney (2006)
Runs Scored	15, Bill Rowe (2006)
Hits	20, Tyler Graham (2006)
Runs Batted In	18, Bill Rowe (2006)
Doubles	6, Michael Conforto (2013)
Triples	2, three times (2005, 2006, 2007)
Home Runs	4, Jordan Lennerton (2007)
Walks	10, Mike Lissman (2007)
Strikeouts	17, Lonnie Lechelt (2007)
Stolen Bases	6, Tyler Graham (2006)

Pitching

Earned Run Average	0.00, 4 times
Wins	4, Jonah Nickerson (2006)
Saves	5, Kevin Gunderson (2006)
Games Pitched	9, Joe Paterson (2007)
Games Started	5, Mike Stutes (2007), Jonah Nickerson (2006)
Innings Pitched	36.2, Jonah Nickerson (2006)
Hits Allowed	31, Dallas Buck (2006)
Runs Allowed	16, Dallas Buck (2006)
Earned Runs Allowed	16, Dallas Buck (2006)
Walks Allowed	17, Mike Stutes (2007)
Strikeouts	34, Jonah Nickerson (2006)

Team Game Superlatives

Offense

At Bats	46, vs. Virginia (6/2/07)
Runs Scored	19, vs. St. John's (6/5/05)
Hits	22, vs. St. John's (6/5/05)
Runs Batted In	19, vs. St. John's (6/5/05)
Doubles	5, vs. Kansas (6/3/06)
Triples	2, vs. Miami (6/17/06)
Home Runs	3, vs. USC (6/12/05)
Total Bases	33, vs. St. John's (6/5/05)
Walks	10, vs. Michigan (6/11/07)
Strikeouts	14, vs. LSU (6/3/12)
Stolen Bases	4, two times, last vs. Michigan (6/11/07)

Pitching

Innings Pitched	13.0, vs. Virginia (6/2/07)
Runs Allowed	17, vs. Stanford (5/24/85)
Earned Runs Allowed	17, vs. Stanford (5/24/85)
Walks Allowed	9, two times, last vs. Miami (6/17/06)
Strikeouts	15, vs. North Dakota State (5/30/14)
Hits Allowed	18, vs. Stanford (5/24/85)

Fielding

Putouts	39, vs. Virginia (6/2/07)
Assists	19, two times, last vs. TCU (5/30/09)
Errors	4, six times, last vs. LSU (6/3/12)
Passed Balls	2, four times, last vs. Virginia (6/2/07)
Double Plays Turned	3, vs. TCU (5/30/09)

Individual Game Superlatives

Offense

At Bats	6, 13 times, last by Ryan Ortiz vs. Texas A&M (5/31/09)
Runs Scored	4, Bill Rowe vs. Stanford (6/11/06)
Hits	5, three times, last vs. Koa Kahalehoe vs. Texas A&M (5/31/09)
Runs Batted In	6, Bill Rowe vs. Hawai'i (6/4/06)
Doubles	3, two times, last by Cole Gillespie vs. Kansas (6/3/06)
Triples	1, 18 times
Home Runs	2, three times, last by Chris Kunda vs. Kansas (6/3/06)
Total Bases	11, Andy Jenkins vs. USC (6/13/05)
Walks	2, 42 times
Strikeouts	3, 11 times
Stolen Bases	2, 2 times, last by A. Santos vs. Texas A&M (5/29/09)

Pitching

Innings Pitched	9.0, 11 times
	last by Scott Schultz vs. UC Irvine (6/1/14)
Runs Allowed	10, Sam Gaviglio vs. Vanderbilt (6/10/11)
Earned Runs Allowed	10, Sam Gaviglio vs. Vanderbilt (6/10/11)
Walks Allowed	7, two times
	last by Dave Brundage vs. Arkansas (5/22/86)
Strikeouts	14, Andrew Moore vs. North Dakota State (5/30/14)
Hits Allowed	10, two times,
	last by Jorge Reyes vs. Texas A&M (5/31/09)

Complete Games By Oregon State Pitchers

6/1/14	Scott Schultz vs. UC Irvine (Win)
6/1/14	Ben Wetzler vs. UNLV (Win)
6/19/13	Matt Boyd vs. Indiana (Win)
6/2/13	Ben Wetzler vs. Texas A&M (win)
6/4/11	Sam Gaviglio vs. Creighton (win)
5/31/09	Jorge Reyes vs. Texas A&M (win)
6/4/05	Jonah Nickerson vs. St. John's (win)
5/24/86	Bryce Hulstrom vs. Arkansas (win)
5/22/86	Dave Brundage vs. Arkansas (loss)
5/25/85	Dave Brundage vs. Pepperdine (loss)
5/28/83	Scott Anderson vs. UC Santa Barbara (loss)

* Statistical records date back to 1983 postseason