

I D X
F A C T
B O O K
2 0 1 0

Compiled by Research Division

Abbreviation

**BAPEPAM-LK: Badan Pengawas Pasar Modal – Lembaga Keuangan
(Securities The Capital Market and Financial Institution Supervisory Agency)**

IDX : Indonesia Stock Exchange

**KPEI : Kliring Penjamin Efek Indonesia
(The Indonesian Clearing and Guarantee Corporation)**

**KSEI : Kustodian Sentral Efek Indonesia
(The Indonesian Central Securities Depository)**

© 2010 Indonesia Stock Exchange. All rights reserved

The facts and opinions stated or expressed in this publication are for information purposes only and are not necessarily and must not be relied upon as being those of the publisher or of the institutions for which the contributing authors work. Although every care has been taken to ensure the accuracy of the information contained within the publication, it should not be by any person relied upon as the basis for taking any action or making any decision. The Indonesia Stock Exchange cannot be held liable or otherwise responsible in anyway for any advice, action taken or decision made on the basis of the facts and opinions stated or expressed or stated within this publication.

Jakarta Composite Index and Capital Market Milestones 1984 - May 2010

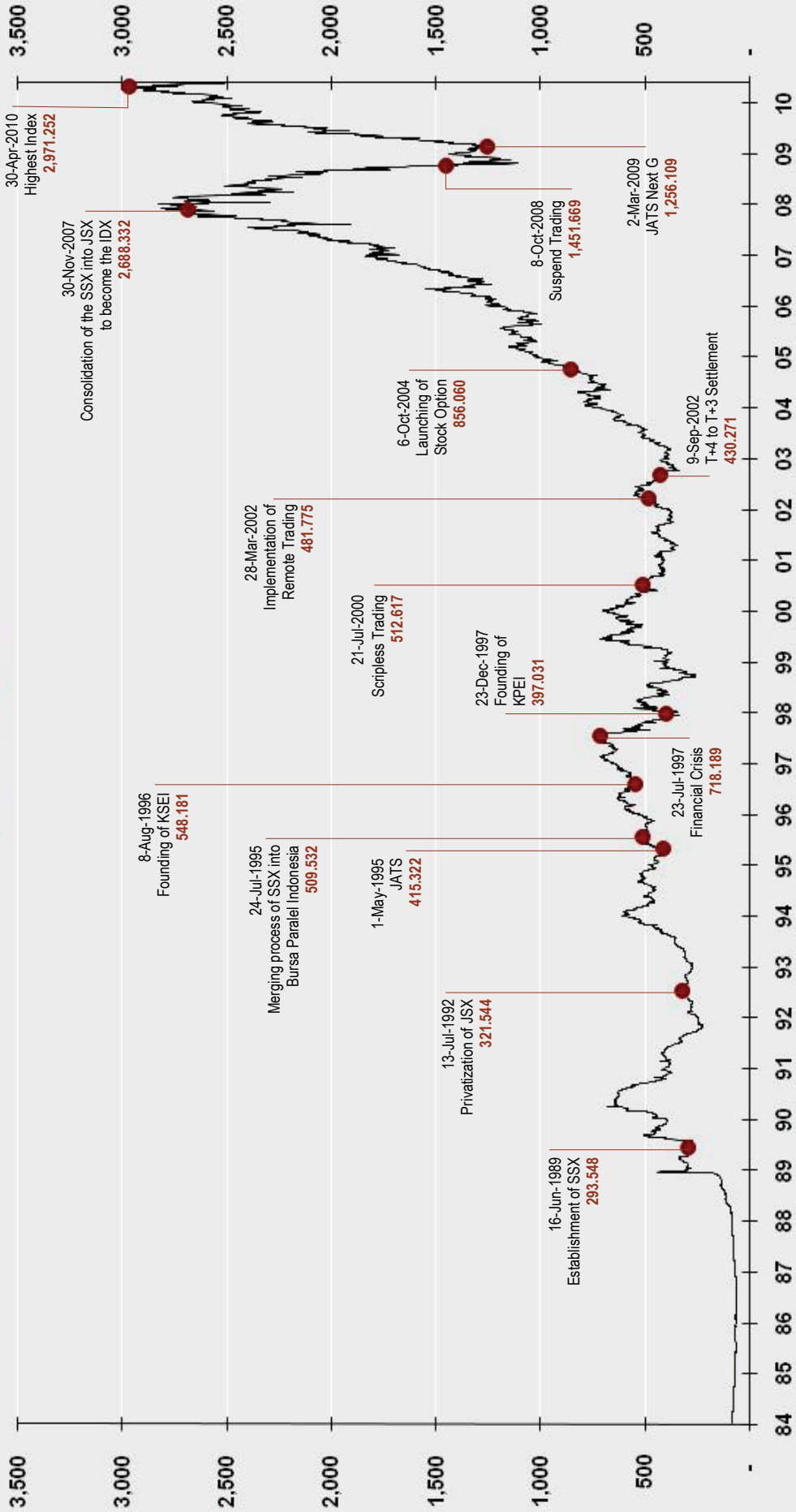


TABLE OF CONTENTS

	Page
IDX COMPOSITE STOCK PRICE INDEX 1984 – MAY 2010	
IDX STATISTICAL HIGHLIGHTS	1
50 LEADING COMPANIES IN MARKET CAPITALIZATION	3
50 MOST ACTIVE STOCKS BY TRADING VOLUME	4
50 MOST ACTIVE STOCKS BY TRADING VALUE	5
50 MOST ACTIVE STOCKS BY TRADING FREQUENCY	6
50 MOST ACTIVE IDX MEMBERS IN TOTAL VOLUME	7
50 MOST ACTIVE IDX MEMBERS IN TOTAL VALUE	8
50 MOST ACTIVE IDX MEMBERS IN TOTAL FREQUENCY	9
OVERVIEW OF INDONESIA STOCK EXCHANGE IN 2009	10
IDX PERFORMANCE	10
Trading Performance	10
Share Trading	10
Trading of Bonds and Sukuks	10
Corporate Bond	10
Government Securities	10
Derivatives Market	11
Listing Activities	11
Share Listing	11
Listing of Corporate Bonds	11
Listing of Government Securities (SBN)	12
Shareholders, Members and Participants	12
Regulations Revamp	13
SOCIALIZATION AND EDUCATION	13
Capital Market Information Center	13
Establishment of the Indonesian Capital Market Education Center	13
IDX Corner	14
Systems and Technology Project Update	14
Electronic Reporting System by Listed Companies Through IDXnet	15
[S] Code for Sharia Stock	15
TRADING SYSTEM	16
EQUITY TRADING	16
Jakarta Automated Trading System Next Generation (JATS Next-G)	16
Order-Driven Market and Open-Auction System	16
Trading Process	16
Market Segmentation	17
Trading Schedule	18
Regular Market and Cash Market	18

Terms and Conditions for Regular Market Transactions	18
Price Movements (Increments) between Orders	19
Auto Rejection	19
Pre-Opening Session	19
Negotiation Market	20
Margin Trading	20
ETF (EXCHANGE TRADED FUND)	21
SETTLEMENT	21
TRANSACTION FEES	22
Transaction Fees for Equity Trading	22
FOREIGN INVESTOR INVOLVEMENT	22
BOND TRADING FACILITIES	23
CTP (Centralized Trading Platform)	23
FITS (Fixed Income Trading System)	23
Exchange Trading Process	24
Term and Conditions for Regular & Negotiation Transactions	24
Exchange Trade Settlement	24
Transaction Fees for Bond Trading	25
DERIVATIVE TRADING FACILITIES	25
JOTS (Jakarta Options Trading System)	25
FATS (Future Automated Trading System)	25
Exchange Trading Process	25
Term and Conditions	26
Transaction Fees for Derivative Trading	26
NUMBER OF LISTED SHARES, MARKET CAPITALIZATION AND TRADING	27
GOING PUBLIC AND LISTING ON THE IDX	35
PREPARATION FOR GOING PUBLIC	35
REGISTRATION AT BAPEPAM-LK	35
LISTING IN THE INDONESIA STOCK EXCHANGE (IDX)	36
General Terms of Listing	37
Listing Requirements for Stocks & Bonds	37
Procedures for Stock Listing at the Main and Development Board	39
Requirements of the Listing of Additional Shares	39
Transfer of Board	40
Listing Requirements for ETF	40
Listing Requirements for ABS	40
LISTING FEES	40
Listing Fee for Shares	40
Listing Fee for Bonds and ABS	42
Listing Fee for ETF	42
STOCK EXCHANGE REPORTING REQUIREMENTS	42
Reporting Requirements for Share & Bond Listing Company	42
Reporting Requirements for ETF	44

Reporting Requirements for ABS	44
IDX e-Reporting System	44
Suspend	45
Sanctions	45
Sanctions for Share & Bond Issuing Company	45
Sanctions for ETF	46
Sanctions for ABS	46
DELISTING	46
Delisting of Shares & Bonds	46
Delisting of ETF	46
Delisting of ABS	47
Delisting Procedures	47
Voluntary Delisting	47
Forced Delisting	47
RELISTING (Only for Shares)	47
INITIAL PUBLIC OFFERINGS	48
DELISTED COMPANIES	49
RIGHTS OFFERINGS	49
FINANCIAL DATA & RATIOS 2009	50
NAME CHANGES OF LISTED COMPANIES	58
JAKARTA STOCK INDUSTRIAL CLASSIFICATION (JASICA)	59
GOALS	59
STRUCTURES OF JASICA	59
THE SYSTEMATICS OF JASICA	61
STOCK PRICE INDEX	62
JAKARTA COMPOSITE INDEX (JCI)	62
Index Calculation Method	63
SECTORAL INDICES	63
LQ45 INDEX	64
JAKARTA ISLAMIC INDEX (JII)	64
KOMPAS100 INDEX	65
BISNIS-27 INDEX	65
PEFINDO25 INDEX	66
SRI-KEHATI INDEX	66
MAIN BOARD INDEX (MBX) AND DEVELOPMENT BOARD INDEX (DBX)	66
Listing Board Classification	67
INDIVIDUAL INDEX	67
INDONESIAN GOVERNMENT BOND INDEX (IGBX).....	67
INDONESIAN GOVERNMENT SECURITIES YIELD CURVE (IGSYC).....	67
DERIVATIVES	69
STOCK OPTION	69

Criteria of an Underlying Stock	69
List of Underlying Stock	69
General Information Related to Option Trading	69
Type in Stock Option Contract	69
Issuance of a Stock Option Series	70
Coding in Stock Option Series	70
The Schedule of Option Trading	71
Weighted Moving Average Price (WMA)	71
Sell and Purchase Orders	71
Trading Unit & Premium Fraction	71
Termination of a Single Stock Option Series	72
Interval (Strike Price Range)	72
Bid-Offer and the Exchange Transaction	72
Exercise, Automatic Exercise & Liquidation	72
Stock Option Settlement	72
Suspension of the Stock Option Trading	72
Transaction Fees	73
STOCK OPTION TRADING ACTIVITIES	74
IDX MEMBERS FOR STOCK OPTION	75
LQ45 FUTURES	76
INDEX FUTURES TRADING ACTIVITIES	77
EXCHANGE MEMBERSHIP & PARTICIPANTS	78
SECURITIES COMPANY AND EXCHANGE MEMBERS REQUIREMENT	78
MINIMUM NET ADJUSTED WORKING CAPITAL (NAWC) REQUIREMENT	78
OTHER REPORTING OBLIGATIONS FOR EXCHANGE MEMBERS	79
PARTICIPANTS REQUIREMENT	79
PARTICIPANT'S TRANSACTION REPORTING OBLIGATIONS	79
CHANGES IN MEMBERS COMPANIES NAMES	80
LIST OF PARTICIPANTS	80
CHANGES IN PARTICIPANTS COMPANIES NAMES	80
APPENDIX	81
LISTED COMPANIES	82
LISTED CORPORATE BONDS (as of May 2010)	117
LISTED GOVERNMENT BONDS (as of May 2010)	132
THE INDONESIA STOCK EXCHANGE MEMBERS	135
RATING AGENCY, SECURITIES DEPOSITORY ORGANIZATION, CLEARING AND SETTLEMENT ORGANIZATION	145
ORGANIZATION CHART	146
CAPITAL MARKET INFORMATION CENTRE	147
IDX CORNERS	149

IDX STATISTICAL HIGHLIGHTS

	2004	2005	2006	2007	2008	2009	Q1-2010
TRADING							
Trading Days	241	243	242	246	240	241	61
Total Trading Volume of Shares (Million Shares)							
Total	411,768	401,868	436,936	1,039,542	787,846	1,467,659	262,328
Daily Average	1,709	1,654	1,806	4,226	3,283	6,090	4,300
Total Trading Value of Shares (Rp Billion)							
Total	247,007	406,006	445,708	1,050,154	1,064,528	975,135	246,704
Daily Average	1,025	1,671	1,842	4,269	4,436	4,046	4,044
Total Trading Frequency of Shares							
Total (thousand)	3,724	4,012	4,811	11,861	13,417	20,977	5,047
Daily Average	15,452	16,510	19,880	48,216	55,905	87,040	82,732
Foreign Transaction of Shares							
BUY							
Volume (Million Shares)	92,994	108,674	93,083	145,431	164,531	143,934	39,193
Value (Rp Billion)	110,762	157,019	140,506	243,803	294,660	253,014	83,053
Frequency (Thousand)	557	584	582	874	1,298	1,851	561
SELL							
Volume (Million Shares)	69,048	80,736	67,632	107,261	135,438	129,067	28,639
Value (Rp Billion)	91,948	172,437	123,235	211,196	276,007	239,724	79,708
Frequency (Thousand)	525	540	490	783	1,541	1,849	546
NET PURCHASE BY FOREIGNERS							
Volume (Million Shares)	23,946	27,938	25,451	38,170	29,093	14,867	10,554
Value (Rp Billion)	18,814	-15,418	17,271	32,607	18,653	13,290	3,344
Frequency (Thousand)	32	44	91	90	-243	2	15
Local Transaction of Shares							
BUY							
Volume (Million Shares)	318,774	293,194	343,853	894,112	623,315	1,323,725	223,135
Value (Rp Billion)	136,245	248,987	305,202	806,351	769,868	722,120	163,651
Frequency (Thousand)	3,167	3,428	4,229	10,988	12,119	19,125	4,485
SELL							
Volume (Million Shares)	342,720	321,132	369,303	932,281	652,408	1,338,592	233,689
Value (Rp Billion)	155,059	233,569	322,474	838,958	788,521	735,411	166,995
Frequency (Thousand)	3,199	3,472	4,320	11,078	11,876	19,127	4,500
Total Trading Value of (Rp Billion)							
Warrant	801.9	612.6	2,123	6,516	6,247	2,277	2,091
Right Certificates	30.5	65.6	237	403	70	109	66
ETF	-	-	-	11	143	2	1
Option (KOS)	0.3	0.1	-	2	1	-	-
Total Value of Transactions	832.6	678.3	2,360	6,932	6,461	2,388	2,158
Total Trading Volume of (Rp Billion)							
Government Bond (Rp)	512,989	521,005	715,827	1,074,812	953,165	799,929	329,112
Corporate Bond (Rp)	17,347	23,947	33,184	68,572	53,181	38,853	21,139
Corporate Bond (USD)	2	4	2	9	0.02	-	-
Asset-backed Security (Rp)	-	-	-	-	-	11	-
JAKARTA COMPOSITE INDEX							
High	1,004.430	1,192.203	1,805.523	2,810.962	2,830.263	2,534.356	2,813.082
Low	668.477	994.770	1,171.709	1,678.044	1,111.390	1,256.109	2,475.572
Close	1,000.233	1,162.635	1,805.523	2,745.826	1,355.408	2,534.356	2,777.301
Active Stocks	336	335	339	372	383	388	357

IDX STATISTICAL HIGHLIGHTS

	2004	2005	2006	2007	2008	2009	Q1-2010
As of the End of Period							
EQUITIES							
Listed Companies	331	336	344	383	396	398	401
Listed Shares (Million Shares)	656,447	712,985	924,489	1,128,174	1,374,412	1,465,655	1,570,490
New Issues							
Company(s)	12	8	12	22	19	13	4
Shares Offered (Million Shares)	7,443	3,983	20,596	25,699	25,698	9,379	13,164
Amount Raised (Rp Billion)	2,141	3,545	3,005	16,868	24,388	3,854	2,679
Delisted Company(s)	15	3	4	8	6	12	1
Market Capitalization (Rp Billion)	679,949	801,253	1,249,074	1,988,326	1,076,491	2,019,375	2,263,074
WARRANTS							
Listed Issuers	30	24	26	37	47	41	42
Listed Warrant	34	24	33	43	53	41	46
Market Capitalization (Rp Billion)	724	855	5,423	11,284	2,088	2,363	3,797
GOVERNMENT BOND							
Number of Listed Series	48	49	57	64	70	78	79
Outstanding Value (Rp Billion)	397,161	399,859	418,751	477,747	525,695	581,748	593,165
CORPORATE BOND							
Listed Issuer	107	105	101	102	90	86	90
Number of Listed Bond (Series)	245	254	238	244	211	223	248
Outstanding Value (Rp Billion)	58,791	57,762	61,505	79,065	73,010	88,452	92,199
CORPORATE BOND (USD)							
Listed Issuer	2	2	2	2	-	-	-
Number of Listed Bond	2	2	2	2	-	-	-
Outstanding Value (Million USD)	105	105	105	105	-	-	-
ASSET-BACKED SECURITY (Rp Billion)							
Value (Rp Billion)	-	-	-	-	-	445	445
RIGHTS ISSUES (based on ex dated)							
Listed Issuers	16	13	17	23	28	11	7
Fund Raised (Rp Billion)	3,910	5,893	12,583	29,498	56,249	8,558	16,302
Brokerage Houses							
Active Brokerage Houses	144	126	124	122	122	119	120
Brokerage Stocks Trading (Rp Billion)	494,014	812,013	891,416	2,100,309	2,129,055	1,950,270	493,407
US \$ Rate (Rp at end of period)							
	9,355	9,840	9,025	9,419	10,950	9,433	9,115

50 LEADING COMPANIES IN MARKET CAPITALIZATION

No.	CODE	Company Name	Market Capitalization (Rp Billion)				Listed Shares (Million)	
			2009	% From Total	2010 (March)	% From Total	2009	2010 (March)
1.	TLKM	Telekomunikasi Indonesia Tbk. [S]	190,512	9.43%	162,288	7.17%	20,160	20,160
2.	ASII	Astra International Tbk. [S]	140,478	6.96%	169,626	7.50%	4,048	4,048
3.	BBCA	Bank Central Asia Tbk.	118,381	5.86%	134,247	5.93%	24,408	24,408
4.	BMRI	Bank Mandiri (Persero) Tbk.	97,573	4.83%	111,067	4.91%	20,760	20,760
5.	PGAS	Perusahaan Gas Negara (Persero) Tbk.	94,542	4.68%	103,026	4.55%	24,242	24,242
6.	BBRI	Bank Rakyat Indonesia (Persero) Tbk.	93,422	4.63%	100,751	4.45%	12,212	12,212
7.	UNVR	Unilever Indonesia Tbk. [S]	84,312	4.18%	92,705	4.10%	7,630	7,630
8.	ADRO	Adaro Energy Tbk.	55,336	2.74%	62,692	2.77%	31,986	31,986
9.	UNTR	United Tractors Tbk.	51,567	2.55%	61,048	2.70%	3,327	3,327
10.	INTP	Indocement Tunggak Prakasa Tbk. [S]	50,433	2.50%	52,458	2.32%	3,681	3,681
11.	BUMI	Bumi Resources Tbk. [S]	47,055	2.33%	43,659	1.93%	19,404	19,404
12.	HMSP	HM Sampoerna Tbk.	45,583	2.26%	61,143	2.70%	4,383	4,383
13.	SMGR	Semen Gresik (Persero) Tbk. [S]	44,783	2.22%	43,300	1.91%	5,932	5,932
14.	GGRM	Gudang Garam Tbk.	41,464	2.05%	47,621	2.10%	1,924	1,924
15.	PTBA	Tambang Batubara Bukit Asam Tbk. [S]	39,746	1.97%	40,092	1.77%	2,304	2,304
16.	BDMN	Bank Danamon Indonesia Tbk.	37,794	1.87%	43,216	1.91%	8,306	8,311
17.	INCO	International Nickel Indonesia Tbk. [S]	36,268	1.80%	46,949	2.07%	9,936	9,936
18.	ITMG	Indo Tambangraya Megah Tbk. [S]	35,932	1.78%	42,994	1.90%	1,130	1,130
19.	AALI	Astra Agro Lestari Tbk. [S]	35,825	1.77%	38,739	1.71%	1,575	1,575
20.	INDF	Indofood Sukses Makmur Tbk.	31,171	1.54%	33,146	1.46%	8,780	8,780
21.	BBNI	Bank Negara Indonesia Tbk.	29,940	1.48%	34,401	1.52%	15,121	15,121
22.	ISAT	Indosat Tbk.	25,675	1.27%	29,887	1.32%	5,434	5,434
23.	ANTM	Aneka Tambang (Persero) Tbk. [S]	20,985	1.04%	22,892	1.01%	9,538	9,538
24.	BYAN	Bayan Resources Tbk.	18,833	0.93%	20,167	0.89%	3,333	3,333
25.	PNBN	Bank Pan Indonesia Tbk.	18,117	0.90%	23,599	1.04%	23,838	23,838
26.	BNGA	Bank CIMB Niaga Tbk.	16,824	0.83%	21,089	0.93%	23,696	23,696
27.	EXCL	XL Axiata Tbk.	16,420	0.81%	29,778	1.32%	8,508	8,508
28.	BNII	Bank Internasional Indonesia Tbk.	16,344	0.81%	15,601	0.69%	49,527	49,527
29.	KLBF	Kalbe Farma Tbk. [S]	13,203	0.65%	18,992	0.84%	10,156	10,156
30.	JSMR	Jasa Marga (Persero) Tbk.	12,308	0.61%	12,172	0.54%	6,800	6,800
31.	SMCB	Holcim Indonesia Tbk.	11,877	0.59%	15,901	0.70%	7,663	7,663
32.	INDY	Indika Energy Tbk. [S]	11,586	0.57%	12,107	0.53%	5,207	5,207
33.	DOID	Delta Dunia Makmur Tbk. [S]	11,476	0.57%	7,266	0.32%	6,790	6,790
34.	LSIP	PP London Sumatera Tbk. [S]	11,394	0.56%	13,373	0.59%	1,365	1,365
35.	TINS	Timah Tbk. [S]	10,066	0.50%	11,953	0.53%	5,033	5,033
36.	BSDE	Bumi Serpong Damai Tbk. [S]	9,623	0.48%	6,671	0.29%	10,936	10,936
37.	INKP	Indah Kiat Pulp & Paper Tbk.	9,520	0.47%	12,173	0.54%	5,471	5,471
38.	BRPT	Barito Pacific Tbk. [S]	9,283	0.46%	9,144	0.40%	6,980	6,980
39.	SMMA	Sinar Mas Multiartha Tbk.	9,270	0.46%	9,271	0.41%	6,180	6,181
40.	PLIN	Plaza Indonesia Realty Tbk. [S]	8,875	0.44%	8,875	0.39%	3,550	3,550
41.	LPKR	Lippo Karawaci Tbk. [S]	8,824	0.44%	10,381	0.46%	17,302	17,302
42.	MEDC	Medco Energi International Tbk.	8,165	0.40%	8,664	0.38%	3,332	3,332
43.	BNBR	Bakrie & Brothers Tbk.	7,966	0.39%	6,842	0.30%	93,722	93,722
44.	CPIN	Charoen Pokphand Indonesia Tbk.	7,390	0.37%	9,197	0.41%	3,285	3,285
45.	SMAR	SMART Tbk. [S]	7,324	0.36%	8,688	0.38%	2,872	2,872
46.	MEGA	Bank Mega Tbk.	7,244	0.36%	6,299	0.28%	3,149	3,149
47.	BBTN	Bank Tabungan Negara (Persero) Tbk.	7,244	0.36%	11,469	0.51%	8,623	8,623
48.	BAEK	Bank Ekonomi Raharja Tbk.	7,137	0.35%	7,930	0.35%	2,643	2,643
49.	ADMF	Adira Dinamika Multi Finance Tbk.	6,850	0.34%	8,100	0.36%	1,000	1,000
50.	BNLI	Bank Permata Tbk.	6,133	0.30%	9,505	0.42%	7,666	7,666
Total 50 Shares			1,738,070	86.07%	1,913,151	84.54%	574,849	574,855
Market Total			2,019,375		2,263,074		1,465,655	1,570,490

50 MOST ACTIVE STOCKS BY TRADING VOLUME

No.	CODE	Stock Name	Total Transaction 2009				Total Transaction Q1-2010				
			Volume (Mill.)	% of Total	Value (Bill. Rp)	Freq. Trad. Th.(X) Day	Volume (Mill.)	Value (Bill. Rp)	Freq. Trad. Th.(X) Day		
1.	BNBR	Bakrie & Brothers Tbk	284,959	19.42	28,575	856	241	28,717	2,457	119	61
2.	BTEL	Bakrie Telecom Tbk	107,161	7.30	14,053	550	241	13,082	2,004	49	61
3.	BUMI	Bumi Resources Tbk. [S]	105,095	7.16	201,041	2,198	241	14,114	35,801	355	61
4.	TRUB	Truba Alam Manunggal E. Tbk. [S]	98,822	6.73	13,868	689	241	4,404	561	56	61
5.	DEWA	Darma Henwa Tbk	89,905	6.13	15,794	623	241	9,955	1,200	79	61
6.	ELTY	Bakrieland Development Tbk. [S]	75,798	5.16	16,598	481	241	15,782	3,862	110	61
7.	ENRG	Energi Mega Persada Tbk	50,620	3.45	16,334	561	241	21,493	3,914	102	61
8.	KIJA	Kawasan Industri Jababeka Tbk	34,644	2.36	3,720	247	238	3,052	342	33	61
9.	FREN	Mobile-8 Telecom Tbk	33,767	2.30	2,157	172	153	920	46	8	52
10.	ADRO	Adaro Energy Tbk	33,002	2.25	41,153	425	241	7,093	13,342	177	61
11.	UNSP	Bakrie Sumatera Plantations Tbk. [S]	26,052	1.78	16,699	444	241	3,973	2,133	58	61
12.	CPRO	Central Proteinaprima Tbk	22,623	1.54	2,057	177	240	1,188	61	9	38
13.	LPKR	Lippo Karawaci Tbk	19,646	1.34	13,908	388	241	4,657	2,493	89.1	61
14.	BKSL	Sentul City Tbk	19,079	1.30	2,488	170	232	2,976	293	32	61
15.	MIRA	Mitra Rajasa Tbk. [S]	18,609	1.27	10,988	267	241	451	136	14	61
16.	PNLF	Panin Life Tbk	15,160	1.03	1,520	99	241	1,525	236	11	61
17.	DOID	Delta Dunia Makmur Tbk. [S]	15,029	1.02	13,682	88	168	3,119	4,500	92	61
18.	ANTM	Aneka Tambang (Persero) Tbk. [S]	14,472	0.99	27,800	595	241	1,746	3,811	94	61
19.	SIPD	Sierad Produce Tbk. [S]	14,399	0.98	771	93	225	787	39	8	60
20.	BMTR	Global Mediacom Tbk. [S]	12,695	0.86	3,661	160	236	4,090	1,330	66	61
21.	ASRI	Alam Sutera Realty Tbk. [S]	11,928	0.81	1,352	128	219	9,639	1,274	52	61
22.	PGAS	Perusahaan Gas Negara Tbk	11,009	0.75	31,737	411	241	2,821	10,927	105	61
23.	INDF	Indofood Sukses Makmur Tbk	10,912	0.74	18,975	373	241	1,123	4,227	58	61
24.	ELSA	Elnusa Tbk. [S]	10,807	0.74	3,358	211	241	5,435	2,011	41	61
25.	BMRI	Bank Mandiri (Persero) Tbk	9,725	0.66	31,737	321	241	1,825	8,674	69	61
26.	TINS	Timah (Persero) Tbk. [S]	9,570	0.65	17,408	411	241	910	1,995	43	61
27.	ASIA	Asia Natural Resources Tbk. [S]	9,561	0.65	1,562	267	223	1,144	123	36	61
28.	MLPL	Multipolar Tbk	9,409	0.64	649	67	206	3,431	277	42	61
29.	CTRP	Ciputra Property Tbk	9,141	0.62	2,698	127	241	1,372	418	21	61
30.	TRAM	Trada Maritime Tbk	8,981	0.61	2,257	82	219	1,181	613	12	61
31.	BBNI	Bank Negara Indonesia Tbk	8,398	0.57	12,753	220	241	-	-	-	-
32.	RMBA	Bentoel International Investama Tbk	8,105	0.55	6,578	5	199	23	14	4.14	55
33.	MNCN	Media Nusantara Citra Tbk. [S]	7,799	0.53	1,771	107	241	2,185	631	34	61
34.	KARK	Dayaindo Resources Int'l Tbk. [S]	6,566	0.45	790	123	222	1,062	112	25	61
35.	DGIK	Duta Graha Indah Tbk	5,718	0.39	552	88	238	1,212	109	21	61
36.	BBCA	Bank Central Asia Tbk	5,645	0.38	20,877	205	241	833	4,190	42	61
37.	SDRA	Bank Himpunan Saudara 1906 Tbk	5,618	0.38	1,520	108	218	2,332	694.6	49.8	61
38.	BRPT	Barito Pacific Tbk. [S]	5,594	0.38	6,818	187	241	464	596	21	61
39.	TLKM	Telekomunikasi Indonesia Tbk. [S]	5,523	0.38	43,930	238	241	1,405	12,212	91	61
40.	BBRI	Bank Rakyat Indonesia Tbk	5,146	0.35	32,540	291	241	1,305	9,960	67	61
41.	CNKO	Central Korporindo Internasional Tbk. [S]	5,051	0.34	397	75	206	3,580	269	31	61
42.	BLTA	Berlian Laju Tanker Tbk	5,010	0.34	3,724	186	241	-	-	-	-
43.	INCO	International Nickel Indonesia Tbk. [S]	4,907	0.33	18,181	340	241	1,250	4,904	69.73	61
44.	CTRA	Ciputra Development Tbk	4,736	0.32	2,579	82	241	931	630	22	61
45.	ISAT	Indosat Tbk	4,731	0.32	26,718	131	241	-	-	-	-
46.	RAJA	Rukun Raharja Tbk. [S]	4,430	0.30	611	89	183	434	110	10.7	52
47.	KLBF	Kalbe Farma Tbk. [S]	4,362	0.30	4,224	100	241	2,331	3,776	48	61
48.	BKDP	Bukit Darmo Property Tbk	4,333	0.30	342	35	207	1,841	251	23	61
49.	WIKA	Wijaya Karya (Persero) Tbk	4,266	0.29	1,319	100	241	566	192	11	61
50.	MAMI	Mas Murni Indonesia Tbk. [S]	4,238	0.29	263	53	191	108	5	9	61
Total 50 Stocks			1,302,756		745,089	14,444		195,840	152,424	2,697	
% of Total			88.76		76.41	68.86		74.65	61.78	53.44	
Market Total			1,467,659		975,135	20,977		262,328	246,704	5,047	

50 MOST ACTIVE STOCKS BY TRADING VALUE

No.	CODE	Stock Name	Total Transaction 2009				Total Transaction Q1-2010				
			Volume (Mill.)	Value (Bill. Rp)	% of Total	Freq. Trad. Th.(X) Day	Volume (Mill.)	Value (Bill. Rp)	Freq. Trad. Th.(X) Day		
1.	BUMI	Bumi Resources Tbk. [S]	105,095	201,041	20.62	2,198	241	14,114	35,801	355	61
2.	TLKM	Telekomunikasi Indonesia Tbk. [S]	5,523	43,930	4.50	238	241	1,405	12,212	91	61
3.	ADRO	Adaro Energy Tbk	33,002	41,153	4.22	425	241	7,093	13,342	177	61
4.	ASII	Astra International Tbk. [S]	1,518	34,080	3.49	246	241	297	10,916	62	61
5.	BBRI	Bank Rakyat Indonesia Tbk	5,146	32,540	3.34	291	241	1,305	9,960	67	61
6.	BMRI	Bank Mandiri (Persero) Tbk	9,725	31,737	3.25	321	241	1,825	8,674	69	61
7.	PGAS	Perusahaan Gas Negara Tbk	11,009	31,737	3.25	411	241	2,821	10,927	105	61
8.	BNBR	Bakrie & Brothers Tbk	284,959	28,575	2.93	856	241	28,717	2,457	119	61
9.	ANTM	Aneka Tambang (Persero) Tbk. [S]	14,472	27,800	2.85	595	241	1,746	3,811	94	61
10.	ISAT	Indosat Tbk	4,731	26,718	2.74	131	241	348	1,831	24	61
11.	BBCA	Bank Central Asia Tbk	5,645	20,877	2.14	205	241	833	4,190	42	61
12.	INDF	Indofood Sukses Makmur Tbk	10,912	18,975	1.95	373	241	1,123	4,227	58	61
13.	PTBA	Tambang Batubara Bukit Asam (Persero)	1,734	18,650	1.91	241	241	230	3,827	50	61
14.	INCO	International Nickel Indonesia Tbk. [S]	4,907	18,181	1.86	340	241	1,250	4,904	70	61
15.	TINS	Timah (Persero) Tbk. [S]	9,570	17,408	1.79	411	241	910	1,995	43	61
16.	UNSP	Bakrie Sumatera Plantations Tbk. [S]	26,052	16,699	1.71	444	241	3,973	2,133	58	61
17.	ELTY	Bakrieland Development Tbk. [S]	75,798	16,598	1.70	481	241	15,782	3,862	110	61
18.	ENRG	Energi Mega Persada Tbk	50,620	16,334	1.68	561	241	21,493	3,914	102	61
19.	UNTR	United Tractors Tbk	1,649	16,246	1.67	208	241	385	6,576	67	61
20.	DEWA	Darma Henwa Tbk	89,905	15,794	1.62	623	241	9,955	1,200	79	61
21.	BTEL	Bakrie Telecom Tbk	107,161	14,053	1.44	550	241	13,082	2,004	49	61
22.	LPKR	Lippo Karawaci Tbk	19,646	13,908	1.43	388	241	4,657	2,493	89	61
23.	TRUB	Truba Alam Manunggal E. Tbk. [S]	98,822	13,868	1.42	689	241	4,404	561	56	61
24.	BDMN	Bank Danamon Indonesia Tbk	3,623	13,730	1.41	190	241	522	2,598	30	61
25.	DOID	Delta Dunia Makmur Tbk. [S]	15,029	13,682	1.40	88	168	3,119	4,500	92	61
26.	ITMG	Indo Tambangraya Megah Tbk. [S]	728	13,435	1.38	200	241	-	-	-	-
27.	BBNI	Bank Negara Indonesia Tbk	8,398	12,753	1.31	220	241	1,297	2,622	40	61
28.	MIRA	Mitra Rajasa Tbk. [S]	18,609	10,988	1.13	267	241	451	136	14	61
29.	INTP	Indocement Tunggul Prakarsa Tbk. [S]	1,326	10,030	1.03	73	241	271	3,712	40	61
30.	MEDC	Medco Energi International Tbk	3,499	9,791	1.00	230	241	510	1,304	30	61
31.	SMGR	Semen Gresik (Persero) Tbk. [S]	1,513	8,846	0.91	92	241	1,795	12,823	33	61
32.	AALI	Astra Agro Lestari Tbk. [S]	443	7,815	0.80	154	241	62	1,509	24	61
33.	LSIP	PP London Sumatera Tbk. [S]	1,250	7,174	0.74	144	241	185	1,671	22	61
34.	BAEK	Bank Ekonomi Raharja Tbk	2,675	7,086	0.73	2	144	0.01	0.02	0.002	2
35.	BRPT	Barito Pacific Tbk. [S]	5,594	6,818	0.70	187	241	464	596	21	61
36.	RMBA	Bentoel International Investama Tbk	8,105	6,578	0.67	5	199	23	14	4	55
37.	INDY	Indika Energy Tbk. [S]	2,379	5,590	0.57	135	240	1,054	2,437	33	61
38.	UNVR	Unilever Indonesia Tbk. [S]	515	4,719	0.48	79	241	90	1,041	18	61
39.	SMCB	Holcim Indonesia Tbk	4,219	4,643	0.48	165	241	858	1,521	37	61
40.	JSMR	Jasa Marga (Persero) Tbk	3,247	4,489	0.46	143	241	358	646	20	61
41.	KLBF	Kalbe Farma Tbk. [S]	4,362	4,224	0.43	100	241	2,331	3,776	48	61
42.	GGRM	Gudang Garam Tbk	326	3,834	0.39	46	241	74	1,810	17	61
43.	BLTA	Berlian Laju Tanker Tbk	5,010	3,724	0.38	186	241	328	217	15	61
44.	KIJA	Kawasan Industri Jababeka Tbk	34,644	3,720	0.38	247	238	-	-	-	-
45.	BMTR	Global Mediacom Tbk. [S]	12,695	3,661	0.38	160	236	4,090	1,330	66	61
46.	SGRO	Sampoerna Agro Tbk. [S]	2,053	3,601	0.37	125	241	284	781	21	61
47.	ELSA	Elnusa Tbk. [S]	10,807	3,358	0.34	211	241	5,435	2,011	41	61
48.	INKP	Indah Kiat Pulp & Paper Tbk	2,138	3,216	0.33	115	241	314	661	12	61
49.	CTRP	Ciputra Property Tbk	9,141	2,698	0.28	127	241	1,372	418	21	61
50.	CTRA	Ciputra Development Tbk	4,736	2,579	0.26	82	241	931	630	22	61
Total 50 Stocks			1,144,663	899,685		14,997		167,159	205,512	2,844	
% of Total			77.99	92.26		71.49		63.72	83.30	56.35	
Market Total			1,467,659	975,135		20,977		262,328	246,704	5,047	

50 MOST ACTIVE STOCKS BY TRADING FREQUENCY

No.	CODE	Stock Name	Total Transaction 2009				Total Transaction Q1-2010				
			Volume (Mill.)	Value (Bill. Rp)	Freq. Th.(X)	% of Trad. Total Day	Volume (Mill.)	Value (Bill. Rp)	Freq. Th.(X)	Trad. Day	
1.	BUMI	Bumi Resources Tbk. [S]	105,095	201,041	2,198	10.48	241	14,114	35,801	355	61
2.	BNBR	Bakrie & Brothers Tbk	284,959	28,575	856	4.08	241	28,717	2,457	119	61
3.	TRUB	Truba Alam Manunggal E. Tbk. [S]	98,822	13,868	689	3.28	241	4,404	561	56	61
4.	DEWA	Darma Henwa Tbk	89,905	15,794	623	2.97	241	9,955	1,200	79	61
5.	ANTM	Aneka Tambang (Persero) Tbk. [S]	14,472	27,800	595	2.84	241	1,746	3,811	94	61
6.	ENRG	Energi Mega Persada Tbk	50,620	16,334	561	2.67	241	21,493	3,914	102	61
7.	BTEL	Bakrie Telecom Tbk	107,161	14,053	550	2.62	241	13,082	2,004	49	61
8.	ELTY	Bakrieland Development Tbk. [S]	75,798	16,598	481	2.29	241	15,782	3,862	110	61
9.	UNSP	Bakrie Sumatera Plantations Tbk. [S]	26,052	16,699	444	2.12	241	3,973	2,133	58	61
10.	ADRO	Adaro Energy Tbk	33,002	41,153	425	2.02	241	7,093	13,342	177	61
11.	TINS	Timah (Persero) Tbk. [S]	9,570	17,408	411	1.96	241	910	1,995	43	61
12.	PGAS	Perusahaan Gas Negara Tbk	11,009	31,737	411	1.96	241	2,821	10,927	105	61
13.	LPKR	Lippo Karawaci Tbk	19,646	13,908	388	1.85	241	4,657	2,493	89	61
14.	INDF	Indofood Sukses Makmur Tbk	10,912	18,975	373	1.78	241	1,123	4,227	58	61
15.	INCO	International Nickel Indonesia Tbk. [S]	4,907	18,181	340	1.62	241	1,250	4,904	70	61
16.	BMRI	Bank Mandiri (Persero) Tbk	9,725	31,737	321	1.53	241	1,825	8,674	69	61
17.	BBRI	Bank Rakyat Indonesia Tbk	5,146	32,540	291	1.39	241	1,305	9,960	67	61
18.	ASIA	Asia Natural Resources Tbk. [S]	9,561	1,562	267	1.28	223	1,144	123	36	61
19.	MIRA	Mitra Rajasa Tbk. [S]	18,609	10,988	267	1.27	241	451	136	14	61
20.	KIJA	Kawasan Industri Jababeka Tbk	34,644	3,720	247	1.18	238	3,052	342	33	61
21.	ASII	Astra International Tbk. [S]	1,518	34,080	246	1.17	241	297	10,916	62	61
22.	PTBA	Tambang Batubara Bukit Asam (Persero)	1,734	18,650	241	1.15	241	230	3,827	50	61
23.	TLKM	Telekomunikasi Indonesia Tbk. [S]	5,523	43,930	238	1.13	241	1,405	12,212	91	61
24.	MEDC	Medco Energi International Tbk	3,499	9,791	230	1.10	241	510	1,304	30	61
25.	BBNI	Bank Negara Indonesia Tbk	8,398	12,753	220	1.05	241	1,297	2,622	40	61
26.	ELSA	Elnusa Tbk. [S]	10,807	3,358	211	1.01	241	5,435	2,011	41	61
27.	UNTR	United Tractors Tbk	1,649	16,246	208	0.99	241	385	6,576	67	61
28.	BBCA	Bank Central Asia Tbk	5,645	20,877	205	0.98	241	833	4,190	42	61
29.	ITMG	Indo Tambangraya Megah Tbk. [S]	728	13,435	200	0.95	241	142	4,590	53	61
30.	BDMN	Bank Danamon Indonesia Tbk	3,623	13,730	190	0.90	241	522	2,598	30	61
31.	BRPT	Barito Pacific Tbk. [S]	5,594	6,818	187	0.89	241	464	596	21	61
32.	BLTA	Berlian Laju Tanker Tbk	5,010	3,724	186	0.89	241	328	217	15	61
33.	CPRO	Central Proteinaprima Tbk	22,623	2,057	177	0.84	240	1,188	61	9	38
34.	FREN	Mobile-8 Telecom Tbk	33,767	2,157	172	0.82	153	920	46	8	52
35.	BKSL	Sentul City Tbk	19,079	2,488	170	0.81	232	2,976	293	32	61
36.	SMCB	Holcim Indonesia Tbk	4,219	4,643	165	0.79	241	858	1,521	37	61
37.	BMTR	Global Mediacom Tbk. [S]	12,695	3,661	160	0.76	236	4,090	1,330	66	61
38.	AALI	Astra Agro Lestari Tbk. [S]	443	7,815	154	0.73	241	62	1,509	24	61
39.	LSIP	PP London Sumatera Tbk. [S]	1,250	7,174	144	0.69	241	185	1,671	22	61
40.	JSMR	Jasa Marga (Persero) Tbk	3,247	4,489	143	0.68	241	358	646	20	61
41.	HEXA	Hexindo Adiperkasa Tbk. [S]	1,535	2,468	138	0.66	241	48	178	7	61
42.	PLAS	Polaris Investama Tbk	1,340	1,338	136	0.65	163	831	824	64	61
43.	INDY	Indika Energy Tbk. [S]	2,379	5,590	135	0.64	240	1,054	2,437	33	61
44.	ISAT	Indosat Tbk	4,731	26,718	131	0.62	241	348	1,831	24	61
45.	ASRI	Alam Sutera Realty Tbk. [S]	11,928	1,352	128	0.61	219	9,639	1,274	52	61
46.	CTRP	Ciputra Property Tbk	9,141	2,698	127	0.61	241	1,372	418	21	61
47.	SGRO	Sampoerna Agro Tbk. [S]	2,053	3,601	125	0.60	241	284	781	21	61
48.	KARK	Dayaindo Resources Int'l Tbk. [S]	6,566	790	123	0.59	222	1,062	112	25	61
49.	BISI	BISI International Tbk. [S]	1,053	1,862	118	0.56	241	294	443	30	61
50.	INKP	Indah Kiat Pulp & Paper Tbk	2,138	3,216	115	0.55	241	314	661	11.97	61
Total 50 Stocks			1,213,528	854,180	15,859			176,629	180,560	2,834	
% of Total			82.68	87.60	75.60			67.33	73.19	56.15	
Market Total			1,467,659	975,135	20,977			262,328	246,704	5,047	

50 MOST ACTIVE IDX MEMBERS IN TOTAL TRADING VOLUME

No.	Code	Stock Name	Total Transaction 2009				Total Transaction Q1-2010		
			Volume (Mill. Sh)	% of Total	Value (Bill. Rp)	Freq. Th.(X)	Volume (Mill. Sh)	Value (Bill. Rp)	Freq. Th.(X)
1.	YP	eTrading Securities	143,017	4.87	70,416	3,912	31,948	16,216	1,004
2.	PD	Indo Premier Securities	140,887	4.80	60,354	3,802	24,898	15,147	853
3.	OD	Danareksa Sekuritas	114,265	3.89	89,412	1,377	13,131	16,016	290
4.	YJ	Lautandhana Securindo	113,961	3.88	43,770	953	19,565	8,691	207
5.	KI	Ciptadana Securities	111,140	3.79	54,025	974	18,328	10,342	184
6.	LG	Trimegah Securities Tbk	107,650	3.67	52,595	1,508	12,414	9,998	261
7.	YU	CIMB Securities Indonesia	90,071	3.07	82,408	1,011	17,878	29,981	283
8.	ZP	Kim Eng Securities	88,984	3.03	82,787	1,399	14,179	21,911	379
9.	KK	Phillip Securities Indonesia	86,139	2.93	53,358	1,596	14,922	11,701	363
10.	NI	BNI Securities	73,653	2.51	34,034	1,574	12,587	8,353	365
11.	CP	Valbury Asia Securities	73,138	2.49	34,897	1,346	11,315	6,957	264
12.	CC	Mandiri Sekuritas	72,686	2.48	44,097	797	14,317	18,493	183
13.	FZ	Waterfront Securities Indonesia	71,738	2.44	28,516	636	13,254	6,470	223
14.	HD	HD Capital Tbk	57,487	1.96	28,054	466	8,572	5,457	91
15.	DH	Sinarmas Sekuritas	57,003	1.94	28,733	515	16,871	10,126	117
16.	LS	Reliance Securities Tbk	54,338	1.85	28,142	771	7,794	5,406	166
17.	HP	Henan Putihrai	52,691	1.80	23,246	497	6,017	3,414	85
18.	GR	Panin Sekuritas Tbk	48,681	1.66	22,959	808	7,559	5,156	186
19.	MG	Semesta Indovest	46,951	1.60	22,960	346	5,687	2,591	86
20.	IN	Investindo Nusantara Sekuritas	46,754	1.59	17,252	565	7,228	3,030	131
21.	KZ	CLSA Indonesia	46,452	1.58	90,457	557	9,479	23,220	138
22.	EP	Bhakti Securities	45,434	1.55	16,382	410	5,460	3,007	73
23.	CS	Credit Suisse Securities Indonesia	41,705	1.42	81,769	587	7,032	20,266	200
24.	AO	Erdikha Elit Sekuritas	38,989	1.33	18,053	468	5,611	2,617	82
25.	AI	UOB Kay Hian Securities	34,474	1.17	25,176	472	7,771	6,590	118
26.	DR	OSK Nusadana Securities Indonesia	33,689	1.15	21,216	513	11,326	10,526	231
27.	AZ	Sucorinvest Central Gani	33,168	1.13	12,696	489	2,869	2,142	71
28.	DX	Bahana Securities	30,585	1.04	39,296	415	5,521	10,286	110
29.	CD	Mega Capital Indonesia	29,929	1.02	19,249	434	3,719	4,417	85
30.	IF	Samuel Sekuritas Indonesia	29,767	1.01	15,668	189	1,932	2,720	30
31.	CM	Optima Kharya Capital Securities	28,270	0.96	11,819	366	-	-	-
32.	SM	Millenium Danatama Sekuritas	27,190	0.93	9,592	316	6,589	2,438	117
33.	SH	Artha Securities Indonesia	25,763	0.88	13,368	307	4,316	2,571	64
34.	BQ	Danpac Sekuritas	25,327	0.86	11,236	205	4,189	2,132	35
35.	BM	Overseas Securities	25,282	0.86	9,567	149	-	-	-
36.	KS	Kresna Graha Sekurindo Tbk	24,061	0.82	16,217	450	5,002	4,076	146
37.	BD	Indomitra Securities	23,822	0.81	10,577	321	2,877	1,459	45
38.	XL	Mahakarya Artha Securities	23,459	0.80	19,397	200	2,531	1,591	46.7
39.	BZ	Batavia Prosperindo Sekuritas	22,658	0.77	13,708	276	2,937	3,867	53
40.	WW	Jakarta Securities	22,541	0.77	7,071	180	2,955	1,607	73
41.	DB	Deutsche Securities Indonesia	22,011	0.75	65,450	439	5,943	18,880	123
42.	RX	Macquarie Capital Securities Indonesia	21,456	0.73	51,497	344	10,622	20,086	119
43.	DP	DBS Vickers Securities Indonesia	21,335	0.73	18,779	273	2,912	4,114	58
44.	AK	UBS Securities Indonesia	21,069	0.72	47,397	331	5,029	16,277	93
45.	FS	Amcapital Indonesia	21,066	0.72	17,695	271	4,575	3,860	52
46.	IP	Asjaya Indosurya Securities	21,064	0.72	12,017	315	2,212	1,380	46
47.	EL	Evergreen Capital	20,475	0.70	9,115	237	4,402	1,929	78
48.	QA	Prime Capital Securities	18,240	0.62	7,447	186	3,577	1,954	86
49.	SS	Supra Secuinvest	17,804	0.61	15,345	133	1,234	1,011	21
50.	ES	Ekokapital Sekuritas	17,426	0.59	17,926	181	1,348	897	29
Total 50 Stocks			2,465,746		1,627,195	34,869	416,199	392,873	8,169
% of Total			84.00		83.43	83.11	79.33	79.62	80.93
Market Total			2,935,318		1,950,270	41,953	524,657	493,407	10,093

50 MOST ACTIVE IDX MEMBERS IN TOTAL TRADING VALUE

No.	Code	Stock Name	Total Transaction 2009				Total Transaction Q1-2010		
			Volume (Mill. Sh)	Value (Bill. Rp)	% of Total	Freq. Th.(X)	Volume (Mill. Sh)	Value (Bill. Rp)	Freq. Th.(X)
1.	KZ	CLSA Indonesia	46,452	90,457	4.64	557	9,479	23,220	138
2.	OD	Danareksa Sekuritas	114,265	89,412	4.58	1,377	13,131	16,016	290
3.	ZP	Kim Eng Securities	88,984	82,787	4.24	1,399	14,179	21,911	379
4.	YU	CIMB Securities Indonesia	90,071	82,408	4.23	1,011	17,878	29,981	283
5.	CS	Credit Suisse Securities Indonesia	41,705	81,769	4.19	587	7,032	20,266	200
6.	YP	eTrading Securities	143,017	70,416	3.61	3,912	31,948	16,216	1,004
7.	DB	Deutsche Securities Indonesia	22,011	65,450	3.36	439	5,943	18,880	123
8.	PD	Indo Premier Securities	140,887	60,354	3.09	3,802	24,898	15,147	853
9.	KI	Ciptadana Securities	111,140	54,025	2.77	974	18,328	10,342	184
10.	KK	Phillip Securities Indonesia	86,139	53,358	2.74	1,596	14,922	11,701	363
11.	LG	Trimegah Securities Tbk	107,650	52,595	2.70	1,508	12,414	9,998	261
12.	RX	Macquarie Capital Securities Indonesia	21,456	51,497	2.64	344	10,622	20,086	119
13.	AK	UBS Securities Indonesia	21,069	47,397	2.43	331	5,029	16,277	93
14.	CC	Mandiri Sekuritas	72,686	44,097	2.26	797	14,317	18,493	183
15.	YJ	Lautandhana Securindo	113,961	43,770	2.24	953	19,565	8,691	207
16.	BK	JP Morgan Securities Indonesia	16,694	43,659	2.24	298	7,077	30,996	88
17.	DX	Bahana Securities	30,585	39,296	2.01	415	5,521	10,286	110
18.	ML	Merrill Lynch Indonesia	17,413	39,041	2.00	605	3,255	10,071	158
19.	CP	Valbury Asia Securities	73,138	34,897	1.79	1,346	11,315	6,957	264
20.	NI	BNI Securities	73,653	34,034	1.75	1,574	12,587	8,353	365
21.	DH	Sinarmas Sekuritas	57,003	28,733	1.47	515	16,871	10,126	117
22.	FZ	Waterfront Securities Indonesia	71,738	28,516	1.46	636	13,254	6,470	223
23.	LS	Reliance Securities Tbk	54,338	28,142	1.44	771	7,794	5,406	166
24.	HD	HD Capital Tbk	57,487	28,054	1.44	466	8,572	5,457	91
25.	AI	UOB Kay Hian Securities	34,474	25,176	1.29	472	7,771	6,590	118
26.	HP	Henan Putihrai	52,691	23,246	1.19	497	6,017	3,414	85
27.	MG	Semesta Indovest	46,951	22,960	1.18	346	5,687	2,591	86
28.	GR	Panin Sekuritas Tbk	48,681	22,959	1.18	808	7,559	5,156	186
29.	DR	OSK Nusadana Securities Indonesia	33,689	21,216	1.09	513	11,326	10,526	231
30.	XL	Mahakarya Artha Securities	23,459	19,397	0.99	200	2,531	1,591	47
31.	CD	Mega Capital Indonesia	29,929	19,249	0.99	434	3,719	4,417	85
32.	HG	RBS Asia Securities Indonesia	5,481	18,874	0.97	121	949	3,617	32
33.	DP	DBS Vickers Securities Indonesia	21,335	18,779	0.96	273	2,912	4,114	58
34.	AO	Erdikha Elit Sekuritas	38,989	18,053	0.93	468	-	-	-
35.	ES	Ekokapital Sekuritas	17,426	17,926	0.92	181	1,348	897	29
36.	FS	Amcapital Indonesia	21,066	17,695	0.91	271	4,575	3,860	52
37.	BW	BNP Paribas Securities Indonesia	8,566	17,505	0.90	168	1,914	5,224	54
38.	IN	Investindo Nusantara Sekuritas	46,754	17,252	0.88	565	7,228	3,030	131
39.	EP	Bhakti Securities	45,434	16,382	0.84	410	5,460	3,007	73
40.	KS	Kresna Graha Sekurindo Tbk	24,061	16,217	0.83	450	5,002	4,076	146.2
41.	IF	Samuel Sekuritas Indonesia	29,767	15,668	0.80	189	1,932	2,720	30
42.	SS	Supra Securininvest	17,804	15,345	0.79	133	1,234	1,011	21
43.	BZ	Batavia Prosperindo Sekuritas	22,658	13,708	0.70	276	2,937	3,867	53
44.	II	Danatama Makmur	17,090	13,420	0.69	41	19,654	3,778	8
45.	SH	Artha Securities Indonesia	25,763	13,368	0.69	307	4,316	2,571	64
46.	BJ	Andalan Artha Advisindo Sekuritas	12,187	12,966	0.66	188	2,403	3,842	46
47.	AZ	Sucorinvest Central Gani	33,168	12,696	0.65	489	2,869	2,142	71
48.	IP	Asjaya Indosurya Securities	21,064	12,017	0.62	315	2,212	1,380	46
49.	CM	Optima Kharya Capital Securities	28,270	11,819	0.61	366	-	-	-
50.	BQ	Danpac Sekuritas	25,327	11,236	0.58	205	4,189	2,132	35
Total 50 Stocks			2,405,627	1,719,292		34,900	427,289	439,517	8,131
% of Total			81.95	88.16		83.19	81.44	89.08	80.56
Market Total			2,935,318	1,950,270		41,953	524,657	493,407	10,093

50 MOST ACTIVE IDX MEMBERS IN TOTAL TRADING FREQUENCY

No.	Code	Stock Name	Total Transaction 2009				Total Transaction Q1-2010		
			Volume (Mill. Sh)	Value (Bill. Rp)	Freq. Th.(X)	% of Total	Volume (Mill. Sh)	Value (Bill. Rp)	Freq. Th.(X)
1.	YP	eTrading Securities	143,017	70,416	3,912	9.33	31,948	16,216	1,004
2.	PD	Indo Premier Securities	140,887	60,354	3,802	9.06	24,898	15,147	853
3.	KK	Phillip Securities Indonesia	86,139	53,358	1,596	3.81	14,922	11,701	363
4.	NI	BNI Securities	73,653	34,034	1,574	3.75	12,587	8,353	365
5.	LG	Trimegah Securities Tbk	107,650	52,595	1,508	3.59	12,414	9,998	261
6.	ZP	Kim Eng Securities	88,984	82,787	1,399	3.33	14,179	21,911	379
7.	OD	Danareksa Sekuritas	114,265	89,412	1,377	3.28	13,131	16,016	290
8.	CP	Valbury Asia Securities	73,138	34,897	1,346	3.21	11,315	6,957	264
9.	YU	CIMB Securities Indonesia	90,071	82,408	1,011	2.41	17,878	29,981	283
10.	KI	Ciptadana Securities	111,140	54,025	974	2.32	18,328	10,342	184
11.	YJ	Lautandhana Securindo	113,961	43,770	953	2.27	19,565	8,691	207
12.	GR	Panin Sekuritas Tbk	48,681	22,959	808	1.93	7,559	5,156	186
13.	CC	Mandiri Sekuritas	72,686	44,097	797	1.90	14,317	18,493	183
14.	LS	Reliance Securities Tbk	54,338	28,142	771	1.84	7,794	5,406	166
15.	FZ	Waterfront Securities Indonesia	71,738	28,516	636	1.52	13,254	6,470	223
16.	ML	Merrill Lynch Indonesia	17,413	39,041	605	1.44	3,255	10,071	158
17.	CS	Credit Suisse Securities Indonesia	41,705	81,769	587	1.40	7,032	20,266	200
18.	IN	Investindo Nusantara Sekuritas	46,754	17,252	565	1.35	-	-	-
19.	KZ	CLSA Indonesia	46,452	90,457	557	1.33	9,479	23,220	138
20.	DH	Sinarmas Sekuritas	57,003	28,733	515	1.23	16,871	10,126	117
21.	DR	OSK Nusadana Securities Indonesia	33,689	21,216	513	1.22	11,326	10,526	231
22.	HP	Henan Putihrai	52,691	23,246	497	1.19	6,017	3,414	85
23.	AZ	Sucorinvest Central Gani	33,168	12,696	489	1.17	2,869	2,142	71
24.	AI	UOB Kay Hian Securities	34,474	25,176	472	1.13	7,771	6,590	118
25.	AO	Erdikha Elit Sekuritas	38,989	18,053	468	1.11	5,611	2,617	82
26.	HD	HD Capital Tbk	57,487	28,054	466	1.11	8,572	5,457	91
27.	KS	Kresna Graha Sekurindo Tbk	24,061	16,217	450	1.07	5,002	4,076	146
28.	DB	Deutsche Securities Indonesia	22,011	65,450	439	1.05	5,943	18,880	123
29.	CD	Mega Capital Indonesia	29,929	19,249	434	1.03	3,719	4,417	85
30.	DX	Bahana Securities	30,585	39,296	415	0.99	5,521	10,286	110
31.	TF	Universal Broker Indonesia	16,879	6,731	411	0.98	3,566	1,631	140
32.	EP	Bhakti Securities	45,434	16,382	410	0.98	5,460	3,007	73
33.	CM	Optima Kharya Capital Securities	28,270	11,819	366	0.87	-	-	-
34.	MG	Semesta Invest	46,951	22,960	346	0.82	5,687	2,591	86
35.	RX	Macquarie Capital Securities Indonesia	21,456	51,497	344	0.82	10,622	20,086	119
36.	AK	UBS Securities Indonesia	21,069	47,397	331	0.79	5,029	16,277	93
37.	BD	Indomitra Securities	23,822	10,577	321	0.77	2,877	1,459	45
38.	SM	Millenium Danatama Sekuritas	27,190	9,592	316	0.75	6,589	2,438	117
39.	IP	Asjaya Indosurya Securities	21,064	12,017	315	0.75	2,212	1,380	46
40.	SH	Artha Securities Indonesia	25,763	13,368	307	0.73	4,316	2,571	64
41.	BK	JP Morgan Securities Indonesia	16,694	43,659	298	0.71	7,077	30,996	88
42.	ID	Anugerah Securindo Indah	14,196	4,728	290	0.69	2,966	1,202	85
43.	BZ	Batavia Prosperindo Sekuritas	22,658	13,708	276	0.66	2,937	3,867	53
44.	DP	DBS Vickers Securities Indonesia	21,335	18,779	273	0.65	2,912	4,114	58
45.	FS	Amcapital Indonesia	21,066	17,695	271	0.65	4,575	3,860	52
46.	TX	Dhanawibawa Arthacemerlang	14,371	4,661	245	0.58	2,644	800	35
47.	ZR	Bumiputera Capital Indonesia	14,690	6,547	238	0.57	1,110	762	32
48.	EL	Evergreen Capital	20,475	9,115	237	0.57	4,402	1,929	78
49.	BS	Equity Securities Indonesia	10,482	4,983	217	0.52	1,235	776	38
50.	AG	Dongsuh Securities	11,853	7,160	207	0.49	3,481	2,128	72
Total 50 Stocks			2,402,479	1,641,049	35,957		420,005	427,831	8,471
% of Total			81.85	84.14	85.71		80.05	86.71	83.93
Market Total			2,935,318	1,950,270	41,953		524,657	493,407	10,093

OVERVIEW OF INDONESIA STOCK EXCHANGE IN 2009

IDX PERFORMANCE IN 2009

Trading Performance

Year 2009 has been a challenging year for all financial communities worldwide, including for the Indonesia Stock Exchange (IDX) and other capital market participants in Indonesia. Global financial crisis that struck in 2008 has encouraged IDX to take strategic movements in order to regain public/investors' trust and confidence in year 2009. As a result, Jakarta Composite Index (JCI) constantly grew, especially since the second quarter of 2009, along with the increase in market capitalization. From the lowest level of 1,100 in 2008, the JCI persistently gained its strength and even successfully reached a new high level of 2,528.146 on October 6, 2009. On December 29, 2009, the JCI was closed at the level of 2,518.994, and the market capitalization reached IDR 2,007 trillion.

Share Trading

Throughout 2009, IDX has continuously improved the market to become a more liquid, orderly, fair, and efficient place to invest. The Exchange has come out with positive results as the JCI and the market capitalization increased. On December 29, 2009, the JCI was closed at the level of 2,518.994, or experienced an increase of 85.85% from the closing level at the end of 2008 which reached 1,355.408. The market capitalization also rose 86.41% from IDR 1,076 trillion at the end of December 2008 to IDR 2,007 trillion on December 29, 2009. Even though the average daily transaction value in the first quarter of 2009 was under IDR 2 trillion, IDX was well contented when its daily average transaction value for the period of January – December 2009 reached IDR 4.05 trillion, or closed 8.59% lower than the daily average transaction value of the same period in 2008 which reached IDR 4.44 trillion. On the other side, the IDX average daily transaction frequency for the period of January – December 2009 increased 55.92% to 87,168 times from 55,905 times in 2008, and the average daily transaction volume increased 85.99% from 3.28 billion shares in 2008 to 6.11 billion shares in 2009.

Trading of Bonds and Sukuks

Corporate Bonds

During January – December 2009, the reported transaction volume of corporate bonds trading, which include conventional, syariah, and sukuk corporate bonds, as well as ABS, has reached IDR 38,381.76 billion, or has declined 28% compared to its number in the same period of 2008 that reached IDR 53,180.58 billion. The transaction frequency declined by 20% from 12,221 times in 2008 to 9,805 times in 2009, while the average daily transaction volume decreased 26% from IDR 216.96 billion per day in the period of January – December 2008 to IDR 160.59 billion per day in the same period in 2009

Government Securities

During the period of January – December 2009, the reported transaction volume of Government Securities, which also includes ORI (Indonesian Retail Bonds), has reached IDR 793,687.35 billion, or declined 17% compared to last year's number of IDR 953,165.39 billion. Its transaction frequency reached 52,428 times or increased 6% from last year's frequency of 49,632 times, while its average daily transaction volume decreased 15% from IDR 3,890.47 billion per day during the period of January – December 2008 to IDR 3,320.87 billion per day on the same period in 2009.

Derivatives Market

All through year 2009, the Indonesia Stock Exchange performs revitalization on its Stock Option Contract (KOS) and Securities Index Futures (KBIE). The reasons for this revitalization are due to the considerations that the specifications of the derivative products are no longer suitable to the needs of market participants and the emerging necessity for products with international standard specifications. Moreover, for the sake of efficiency, the Jakarta Options Trading System (JOTS) and Futures Automated Trading System (FATS) will be integrated into a single system which will be named as Derivative Trading System (DTS). During the period of January – December 2009, the transaction volume for KBIE are 479 contracts, with a total transaction value worth of IDR 22.92 billion and the transaction frequency reaches 115 times.

Listing Activities

Share Listing

During the period of January – December 2009, there were 13 new Listed Companies in IDX: PT Sumber Alfaria Trijaya Tbk. (AMRT), PT Trikonsel Oke Tbk. (TRIO), PT Batavia Prosperindo Finance Tbk. (BPFI), PT Inovisi Infracom Tbk. (INVS), PT Garda Tujuh Buana Tbk. (GTBO), PT Metropolitan Kentjana Tbk. (MKPI) and PT Katarina Utama Tbk. (RINA), PT BW Plantation Tbk (BWPT), PT Dian Swastatika Sentosa Tbk. (DSSA), PT Bumi Citra Permai Tbk. (BCIP), PT Pelat Timah Nusantara Tbk. (NIKL), PT Bank Tabungan Negara (Persero) Tbk. (BBTN) and PT Gunawan Dianjaya Steel Tbk. (GDST). The total fund raised by the Listed Companies in 2009 was IDR 14.91 trillion, which consist of IDR 3.85 trillion from IPO, IDR 8.56 trillion from Right issuances, and IDR 2.50 billion from Warrant issuances.

Whereas during the period of January – May 2010, there were 4 new Listed Company in the IDX, PT Elang Mahkota Teknologi Tbk. (EMTK), PT PP (Persero) Tbk. (PTPP), PT Benakat Petroleum Energy Tbk. (BIPI) and PT Sarana Menara Nusantara Tbk. (TOWR). Total funds raised from the listing of shares during this period was IDR 20.25 trillion, which consist of the IDR 2.68 trillion from IPO, IDR 16.62 trillion from Right issuances and IDR 1.17 billion from Warrant issuances.

During 2009, IDX has delisted 11 of its Listed Companies that have no longer complied with the listing requirements. These delisted companies consist of PT Jaka Inti Realtindo Tbk. (JAKA), PT Apexindo Pratama Duta Tbk. (APEX), PT Jasa Angkasa Semesta Tbk. (JASS), PT Courts Indonesia Tbk. (MACO), PT Singleterra Tbk. (SING), PT Bukaka Teknik Utama Tbk. (BUKK), PT Sara Lee Body Care Indonesia Tbk. (PROD), PT Sekar Bumi Tbk. (SKBM), PT Tunas Alfin Tbk. (TALF), PT Daya Sakti Unggul Corporindo Tbk. (DSUC) and PT Infoasia Teknologi Global Tbk. (IATG).

Listing of Corporate Bonds

Until the end of December 2009, there were 37 new issuances of Corporate Bonds, Corporate Sukuks, and Asset-Backed Securities (ABS) in IDX, issued by 30 Listed Companies with a total value of IDR 29.68 trillion. Compared to the achievements in 2008, the number of new issuances in 2009 is higher by 142% (in 2008, there were only 26 new issuances), and the total value of new issuances in 2009 has increased 231% (in 2008, the total value only reached IDR 12.56 trillion). These new issuances consist of 27 conventional bonds worth IDR 27.24 trillion, 8 sukuks worth IDR 1.98 trillion, and 2 ABS worth IDR 460 billion.

The first ABS issuance in 2009 was in the form of Collective Investment Contracts (KIK), with PT Danareksa Investment Management acting as its Investment Manager and PT Bank Rakyat Indonesia (Persero) Tbk. as its custodian bank. The ABS was named as KIK EBA Danareksa SMF 1 Year 2009, which worth IDR 100 billion, and KIK EBA Danareksa SMF 2 Year 2009, which worth IDR 360 billion. They were a result of the residential mortgage credit bills securitization

(Residential Mortgage Backed Securities / RMBS) that was managed by PT Bank Tabungan Negara (Persero) Tbk. as the service provider.

Therefore, the number of bonds, sukuks, and ABS which are still listed in IDX up to December 2009 is 152 issuances worth IDR 88.90 trillion, issued by 87 Listed Companies. These issuances consist of 128 conventional bonds worth IDR 83.13 trillion, 22 Sukuks worth of IDR 5,32 trillion and 2 KIK-EBA worth of IDR 445,11 billion.

Listing of Government Securities (SBN)

The number of Government Securities listed in IDX during 2009 is 73 series worth to IDR 94.57 trillion, which consist of 15 new issuances (2 series of FR, 9 series of SPN, 1 series of SR, 1 series of ORI and 2 series of Government Shariah Securities (SBSN)) worth IDR 31.09 trillion and 58 series of re-opening issuances (46 series of FR, 2 series of VR, 9 series of SPN, and 1 series of SBSN) worth IDR 63.48 trillion.

Therefore, the total number of Government Securities still listed in IDX up to December 2009 is 79 series worth IDR 581,748 trillion that consist of 41 series of FR worth IDR 353.39 trillion, 16 series of VR worth IDR 143.29 trillion, 3 series of ZC worth IDR 8.69 trillion, 5 series of ORI worth IDR 40.15 trillion, 9 series of Government Treasury Bills (SPN) worth IDR 24.70 trillion, 4 series of SBSN worth IDR 5.98 trillion, and 1 series of SR worth IDR 5.56 trillion.

Shareholders, Members and Participants

During 2009, the shareholders of IDX consist of 125 Securities Firm. There are 120 Exchange Members of IDX, which comprised of 117 active members, 3 suspended members, and 5 members whose Exchange Membership Approval Letters (SPAB) have been revoked.

On the other hand, IDX has 112 participants consisting of 58 securities firms, 37 banks, and 17 custodian banks. For the sake of its members' development, IDX has conducted a series of training activities, which include education related to the regulations of Bapepam-LK and IDX on margin trading or short selling; meetings with the BOFIS vendor and Members who run BOFIS in-house system related to the preparedness of the Members' systems for margin trading and short selling; meetings related to the Members' preparedness on the automation of portfolio's details, repo, and reverse repo reports, as well as margin and/or short selling report to vendor and Members who run BOFIS in-house. In 2009, Exchange Members' training activities also include trainings related to the operations of JATS-NextG trading system and the information system application of customer and Exchange Members' officers. IDX also performed workshops on the scope of authority and responsibility of Directors and Commissioners for its members and protection for the customers' wealth; political enlightenment before the Election; and protection for electronic transactions with the theme "Strategies and Ways to Safely Trade Online".

IDX also conducted training for its participants, which include trainings on Centralized Trading Platform - Securities Transaction Report Recipients (CTP-PLTE) and Fixed Income Trading System (FITS). Socializations on the procedures of Bond Transaction Reporting through the CTP- PLTE System by Custodian Bank, revisions on the Regulations of Bapepam-LK No. X.M.3, and Changes on Securities Transaction Report Recipient (PLTE). Policies have also been conducted.

During the year 2009, IDX has imposed several sanctions to its Members, which consist of 5 written notices, 4 written warnings, 2 Fines, 9 Suspension, and 2 revocation of the Members' SPAB on various violations of regulations made by the Exchange Members.

Regulations Revamp

IDX issued 5 new regulations in 2009, namely:

1. Kep-00009/BEI/01-2009 on Regulation No. II-H regarding the Requirements and Trading of Securities in Margin and Short Selling Transactions.
2. Kep-00010/BEI/01-2009 on Regulation No. III-I regarding the Membership of Margin and Short Selling.
3. Kep-00011/BEI/02-2009 on Regulation No. II-F regarding the Asset-Backed Securities Trading in the Exchange.
4. Kep-00012/BEI/02-2009 on the Amendment of the provision II.5.3 of the Regulation No. II-A regarding Securities Trading (Annex to the Decision of the Directors of Jakarta Stock Exchange No: Kep-307/BEJ/12-2006 dated December 11, 2006).
5. Kep-00389/BEI/06-2009 on Regulation No. I-D regarding the Listing of Indonesian Securities Depository (SPEI) in the Exchange

In regards of harmonizing the regulations, IDX has submitted several regulations to Bapepam-LK for approval. These regulations include:

1. Equity Trading Regulations
2. Membership Regulations
3. Listing Regulations
4. Derivatives Trading Rules
5. Fixed Income Trading Regulations

Besides the above, IDX has also submitted the Regulations No. I-O regarding the Listing of Real Estate Investment Mutual Fund Unit in the form of Collective Investment Contract, and it is still in the process of approval.

SOCIALIZATION AND EDUCATION

Capital Market Information Center

On November 17, 2009, IDX inaugurated the establishment of the new Capital Market Information Center (CMIC) in the city of Lampung. With this new CMIC, there are now a total of 12 CMICs established by IDX in several cities in Indonesia, namely Surabaya, Riau, Balikpapan, Manado, Makassar, Pekalongan, Padang, Jember, Pontianak, Yogyakarta, Cirebon, and Lampung. In 2009, the CMICs organized 8 Business Gatherings for prospective issuers as much, 20 Potential Investors Forums, 104 Public Education, 20 Journalists Workshop, 19 Exhibitions, and 28 Investors Club meetings. As of 30 November 2009, the number of investors that open an account in the regions where a CMIC is established has grown to: 1,694 people in Riau, 1,098 people in Balikpapan, 419 people in Manado, 119 people in Cirebon, 1,889 people in Yogyakarta, 498 people in Padang, 1,528 people in Makassar, 378 people in Pekalongan, 1,821 people in Pontianak and 258 people in Jember.

Establishment of the Indonesian Capital Market Education Centre

To meet the needs for manpower in the capital market which is currently still very limited in number, IDX together with Bapepam-LK and the other SRO's are forming the Indonesian Capital Market Institute (*Pusat Pendidikan Pasar Modal*

Indonesia or P3MI). The process has currently come to the founding of the Association that will patronage the P3MI, the preparation of facilities and infrastructure, and the forming of the Teaching Standards Committee. P3MI is expected to produce ready-to-use graduates that will help to support the development of Indonesian Capital Market.

IDX Corner

In the Year 2009, IDX has set up 11 new IDX Corners at various universities, including Krida Wacana Jakarta Christian University, Yayasan Administrasi Indonesia (YAI) Jakarta, UPN "Veteran" Jakarta, Malang State University, and Siliwangi Tasikmalaya University, ABFII Perbanas, Ciputra University, Muhammadiyah Malang University, Padjadjaran University, STIE Kesatuan Bogor, and Yayasan Pendidikan Fajar Ujung Pandang. The total number of IDX Corners established until today has reached to 60 IDX Corners. The purpose of the establishment of these IDX Corners is to introduce Capital Market to the academics, not only the theory but also practices.

Not only increasing the number of IDX Corners, IDX also its existing IDX Corners, such as by:

1. Increasing their concept from 2 in 1 to 3 in 1;
2. Improving the quality of the IDX Corner's management through Capital Market Education. These kind of activities will be carried out continuously in the future.

Systems and Technology Project Update

In order to rejuvenate its trading system, IDX implemented a new system that was named as JATS Next-G (Next Generation) on March 2, 2009.

At the time of implementation, JATS Next-G can accommodate 500,000 orders and 250,000 transactions per day. To anticipate an increase in trading volume, the capacity of the system was enhanced on June 15, 2009, to accommodate a maximum of one million orders and 500,000 transactions per day.

JATS-NextG has several features that include:

1. Integrated trading facilities (multi-platform single products), i.e. a single operation, single price dissemination and single market supervision;
2. Optimum synergy of hardware and software;
3. Integrated with existing systems such as data feed, JATS-RT and SMARTS;
4. Load Balancing and Fault Tolerance System.

JATS Next-G is able to handle all financial products (stocks, bonds and derivatives) in one platform with gradual implementations. The first phase that has been implemented is for the trading of shares, and the next phase will be the implementation for derivative products and bonds.

IDX together with other SROs, and under the coordination of Bapepam-LK, are performing a system and technology improvement and renewal program, which includes three main projects namely Straight Trough Processing (STP), Single Investor Identity (SID) and Data Warehouse. The three projects consist of various interrelated sub-projects. This program aims to automate the transaction system that starts from Exchange Member, IDX, KPEI and up to KSEI in order to improve the efficiency, speed and surveillance, as well as to minimize the transaction risks. The program also includes preparation of Investor Protection Fund program and the revitalization of the Capital Market Reference Center.

Electronic Reporting System by Listed Companies Through IDXnet

IDX implements an electronic reporting system by Listed Companies known as IDXnet, which until the end of December 2009 has been used by 100% of the listed companies that covers 230 Listed Companies from Service Sector and 168 Listed Companies from Real Sector.

For the initial stage, the enhancement of IDXnet will focus on improving the features, navigation, and information on IDXnet interface display, as well as revisions and additions of several reporting forms of Listed Companies. With these improvements, IDX expects to increase the convenience of IDXnet users when using this facility. IDX hopes that in early 2010, the new enhanced IDXnet can be used by Listed Companies and other related parties, both internal and external.

In the future, IDXnet will also be gradually implemented on Listed Companies that listed other securities than shares, for example ETF, Debt Securities, Sukuks, and Asset Backed Securities (ABS).

[S] Code for Sharia Stock

To increase the level of public awareness on Islamic capital market, starting from June 2010, IDX will provide the code of [S] for each stock that meets with the shariah criteria. The list of those stocks is issued by the Bapepam-LK as the List of Sharia Securities (Daftar Efek Syariah -DES), and will be published every six months. For the first phase, coding [S] will appear in any statistics publication issued by the IDX, both in printed publications and website of the IDX

TRADING SYSTEM

EQUITY TRADING

Jakarta Automated Trading System Next Generation (JATS Next-G)

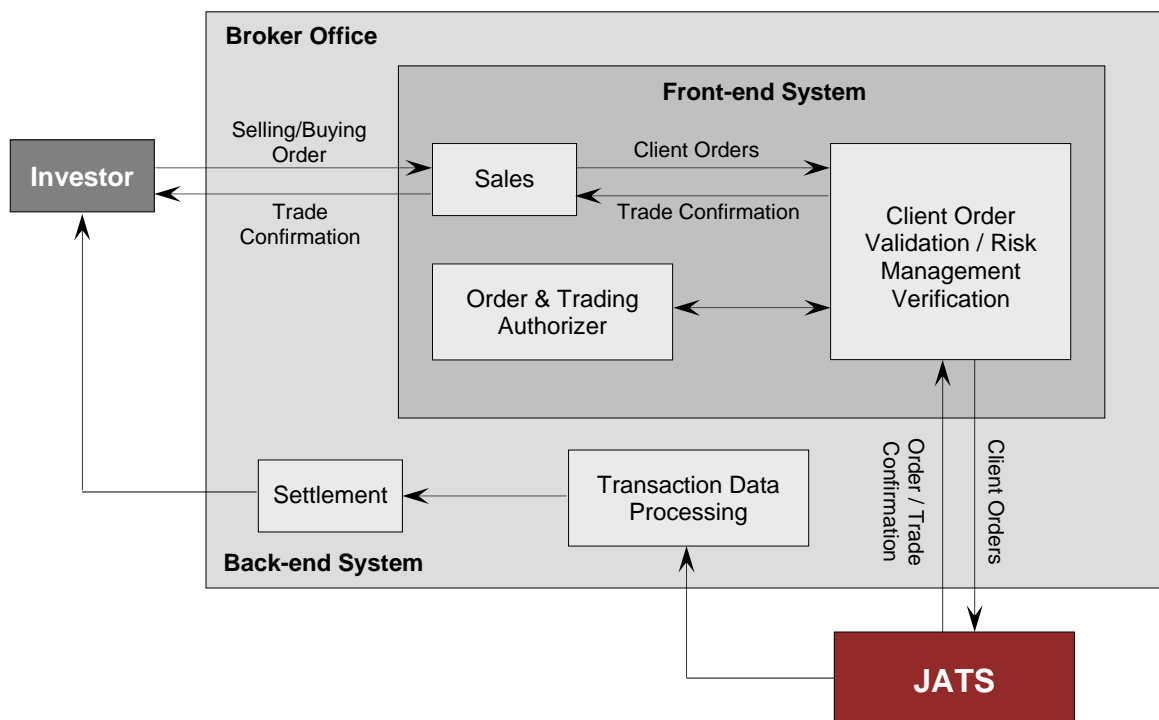
Considering the rapid growth of Indonesia Capital Markets for the last few years, IDX replaced its "JATS" (Jakarta Automated Trading System), which had been in use since May 1995, with a new trading system named as JATS Next-G (JATS Next Generation). The JATS Next-G, which was launched on March 2, 2009, can handle all financial products (stocks, bonds, and derivatives) in one platform. The implementation of the new system is carried out in several stages, started from the implementation of the system for stock trading, and followed by the implementation for derivatives (option and future) and bonds trading on the following years.

Order-Driven Market and Open-Auction System

Trading in the Indonesia Stock Exchange is based on an order-driven market system where only limit order with day or session order duration are accepted. Only IDX Members who are already registered as the Members of the Indonesian Clearing and Guarantee Corporation (KPEI) can trade in the exchange. They may also buy and sell securities using their own names as part of their investment portfolio. The trading system will check or validate the following at the order entry and amend prior accepting and submitting the order:

1. Price step and maximum price movement;
2. Minimum price limit;
3. Auto rejection price and volume;
4. Cash trading limit.

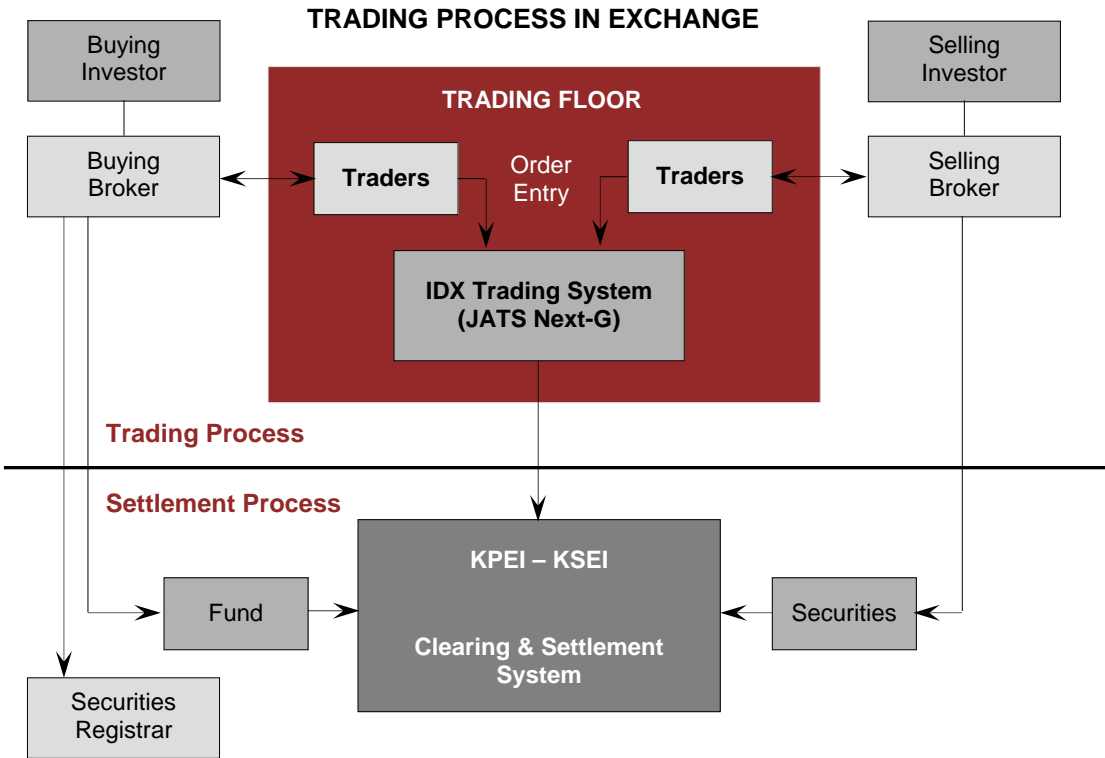
Trading Process



Exchange Members can access JATS Next-G directly from their offices through JONEC (Jakarta Stock Exchange Open Network Environment Client) on broker's site and JONES (Jakarta Stock Exchange Open Network Environment Server) on IDX's site. This system is named as JATS Remote trading (JATS RT) and utilizes a host-to-host model using FIX, so that IDX Members can develop their business, for example, developing on-line trading or Direct Market Access (DMA) system.

To ensure safety and availability, the remote trading is supported by a dedicated and redundancy link. The IDX also cooperates closely with the application service provider (ASP), to ensure that IDX Members receive full supports and services.

Afer implementing the JATS Next-G, IDX provides only 150 terminals for stock traders at Trading Floor, which is located at the Ground Floor of the IDX Building. These terminals, called Trader Workstations are connected directly to the Trading Engine via The IDX network. Some of IDX Members use their Floor Trader Workstations for back-up and use them only when they have problem with their link to JATS Next-G.



Market Segmentation

Market Segmentation is based on types of instrument and settlement mechanism:

- Stock and Company Warrants

Market	Scriptless	Settlement Mechanism	
Regular Market	V	T+3	Netting+Offseting
Cash Market	V	T+0	Netting+Offseting
Negotiation Market*	V	Negotiation	Trade for trade

■ Rights

Market	Scripless	Settlement Mechanism	
Cash Market	V	T+0	Netting+Offseting
Negotiation Market* (Session I Only)	V	Negotiation	Trade for trade

■ Exchange Traded Fund (ETF)

ETF trading mechanism is similar with stock trading mechanism, except that its price step is IDR 1 (one Rupiah) and its maximum price step is IDR 10 (ten Rupiah).

**) The Exchange Transaction settlement at the Negotiation Market shall be conducted in accordance with the agreement between the seller and buyer.*

Trading Schedule

Trading activities on the IDX take place on days termed as Exchange Days as follows:

Monday - Thursday	Session I	09:30 – 12:00 JATS Time
	Session II	13:30 – 16:00 JATS Time
Friday	Session I	09:30 – 11:30 JATS Time
	Session II	14:00 – 16:00 JATS Time

Pre-opening for the Regular Market shall be conducted on every trading day as follows:

Monday - Friday	Put Orders	09:10:00 – 09:25:00 JATS Time
	JATS Process transaction allocation	09:25:01 – 09:29:59 JATS Time

Trading schedule for Cash Market :

Monday - Thursday	Session I	09:30 – 12:00 JATS Time
Friday	Session I	09:30 – 11:30 JATS Time

Regular Market and Cash Market

Stock trading at the Regular Market and Cash Market are based on fixed lot and fixed time with continuous auction market mechanism. In the Regular and Cash Markets, trades are done in “round lots”, which is the minimum units of trades that can be executed. Currently, 1 lot is equal to 500 shares.

Prices resulting from orders and the continuous auction market as described above form the basis of the regular market. The regular market is then used to calculate the indices. The prices formed in the regular market are also used as the quoted prices for the Indonesia Stock Exchange, which are distributed throughout the world.

Terms and Conditions for Regular Market Transactions

The amount of shares, warrants and rights in a standard lot is 500 shares/warrants/rights or units.

Price movements (increments) between orders:

Shares, Rights and Warrants:

Price	Step Value	Maximum Price Step
< IDR 200	IDR 1	IDR 10
IDR 200 – < IDR 500	IDR 5	IDR 50
IDR 500 – < IDR 2,000	IDR 10	IDR 100
IDR 2,000 – < IDR 5,000	IDR 25	IDR 250
≥ IDR 5,000	IDR 50	IDR 500

Auto Rejection

To limit the stock price movement, IDX implements an Auto Rejection System to automatically rejects stock orders if the price exceeds certain level, as follows:

- Starting January 19th, 2009, the determination of Auto Rejection Percentage is based on three price groups of Regular Market's Previous Price.

Previous Price of Regular Market	Auto Rejection Percentage	
	Regular Condition	Corporate Action (4 days)
IDR 50 – ≤ IDR 200	35%	35%
> IDR 200 – ≤ IDR 5,000	25%	25%
> IDR 5,000	20%	20%

- In Corporate Action condition, for three days after Regular Market cum, Auto Rejection refers to the Previous Price of each market.
- All stock orders with price less than the minimum price limit of IDR 50 will be rejected.
- For IPO shares, Auto Rejection Percentage is twice the normal percentage.
- Auto Rejection is not valid for Derivatives (Warrant and Rights).
- In regular condition for the first order, Maximum Price Movement refers to the previous price of Regular Market

Pre-Opening Session

The trading in the Regular Market starts with a Pre-opening session. This session allows Exchange Members to make the selling and buying orders according to the provisions of the stock unit, step value and Auto Rejection limit to form the opening price. Pre-opening system has been implemented since February 3, 2004.

The Pre-opening price is formed from the accumulation of the total highest bids and asks matched by the JATS during the Pre-opening session. All bids and asks that have not been matched during the pre-opening session will be processed in the first session of the trading day, except if the price of the bids and asks exceeds the Auto Rejection limit.

- Only valid for the Regular Market.
- Bargaining is based on the previous price or the offering price.
- Auto Rejection system is implemented and the percentage is based on the previous price or the offering price.
- If the Opening Price is formed:
 - The opening price on Windows Securities is not equal to 0.

- Auto Rejections for sessions I & II are based on the Opening Price (not Previous Price)
- Pre-Opening Orders that are not allocated and are out of the new Auto Rejection range will be withdrawn automatically by JATS.
- If the Opening Price is not formed:
 - The opening price on Windows Securities is equal to 0.
 - Auto Rejections for sessions I & II are based on the Previous Price.
 - The status Order will remain Open and will be continued to the Trading Session I.

Negotiation Market

The Indonesia Stock Exchange also facilitates stock trading based on the negotiation between buyer and seller. In Negotiation Market, trades are conducted through individual bid-offer process (direct negotiation) between Exchange Members, investor and one Exchange Members, between investor and Exchange Members, or between an Exchange Member and KPEI. The results of the negotiation will be processed through the JATS.

The rules for Negotiation market are as follows:

- Stocks traded are using per share unit.
- The price fraction is not applicable, but it is recommended to base transactions on the stock price at Regular Market.
- The price is based on the agreement.
- Matched transactions do not influence the index calculation as they do in the Regular Market.
- The Settlement date is based on the agreement between sellers and buyers. If there is no agreement then it follows the rule T+3.

Margin Trading

The IDX implemented regulation on Margin Trading since August 1997 under the Regulation No. II-9 and then replaced it in 30 Januari 2009 with Regulation No. III-I concerning Stock Exchange Membership for Margin and Short Selling, and Regulation No. II-H concerning Requirements On Securities Trading In Margin Transaction and Short Selling Transaction. Below are some of the requirements for margin trading:

1. Margin Transaction and or Short Selling Transaction shall be conducted pursuant to Regulation of Bapepam and LK Number V.D.6. concerning Financing of Securities Transaction Settlement by Securities Company for Clients and Short Selling Transaction by Securities Company as well as the Exchange Rule in relation to Margin Transaction and Short Selling Transaction.
2. The Exchange shall determine Securities that may be transacted and or collateralized in Margin Transaction and or Short Selling Transaction.
3. To implement Margin Trading and Short Selling, the Exchange Members should fulfill the requirements as stated on the Regulation No. III-I concerning Stock Exchange Membership for Margin and Short Selling.
4. The Margin Trading can be implemented by the Exchange Member only after its customer opens a Margin Securities Account based on the margin contract between the customer and the related Exchange Member.
5. Any Securities Exchange Member that places selling offers to JATS for Short Selling transaction is obliged to give Short sign and the selling offers must be higher than the last done price.

At the beginning of every month, IDX issued a list of marginal and short sale stocks. A stock is included in the list based on the criteria of its trading activity for the last 6 months (period of data review) and its Price Earning Ratio (PER) below:

1. The stock should have a minimum average daily transaction value and daily transaction value in the regular market of:
 - IDR 10 billion and IDR 1 billion respectively if the stock has been listed in the Exchange for at least 6 months
 - IDR 50 billion and IDR 5 billion respectively if the stock has been listed in the Exchange for less than 6 months
2. The stock should be traded in the Exchange everyday, except when suspension occur for a maximum of 10 days
3. The stock' Price Earning Ratio (PER) is not three times greater than the market's PER
4. The stock's free float market capitalization is more than IDR 1 trillion based on the last data of every month during the data review period
5. The stock is owned by at least 600 (six hundreds) shareholders based on the last data of every month during the data review period
6. To short sale, the stock's free float should be 20%, which is calculated during the review period.

In addition, besides deciding the list of marginal and short sale stocks, IDX also determines a number of securities that can be guaranteed with the following criteria:

1. Stocks that are included in the marginal and short sale stocks list.
2. Stocks that are included in the LQ-45 Index.
3. Government Securities and Corporate Bonds that are issued in Indonesia and listed in the Exchange with an A+ rating or equal to that.
4. The guaranteed securities above are calculated based on the fair market value.

ETF (EXCHANGE TRADED FUND)

ETF can simply be defined as mutual fund traded in the Exchange. Just like mutual fund, ETF is a Collective Investment Contract, but similar to shares, its investment unit is listed and traded in the Exchange. Like conventional mutual fund, ETF also uses an Investment Manager and Custodian Bank.

ETF trading mechanism is similar with stock trading mechanism, except that its price step is IDR 1 (one Rupiah) and its maximum price step is IDR 10 (ten Rupiah).

SETTLEMENT

When a transaction occurs, delivery and payment must be settled through The Indonesian Clearing and Guarantee Corporation (PT Kliring dan Penjaminan Efek Indonesia - KPEI) and The Indonesian Central Securities Depository (PT Kustodian Sentral Efek Indonesia - KSEI).

1. Regular transactions for stock and warrant are settled on the third exchange day (T+3) after the transaction and shall be guaranteed by KPEI.
2. Cash Market transactions for stock, warrant and rights are settled on the same day of the transaction (T+0) and shall be guaranteed by KPEI.
3. Negotiation Market for stock, warrant, rights and bonds shall be conducted in accordance with the agreement between sellers and buyers, and the transactions will not be guaranteed by KPEI.

TRANSACTION FEES

Transaction Fees for Equity Trading

Based on an agreement, an investor has to pay a commission to the brokerage company for every transaction.

Brokerage companies are obliged to pay the following fees to IDX:

1. The Exchange Member must pay transaction fees to the Exchange, KPEI and KSEI which are calculated in accordance with the value per transaction of the relevant Exchange Member as follows:
 - 0.03% of the value per transaction for transaction, clearing, and settlement of the Securities transaction at Regular Market and Cash Market.
 - 0.03% of the value per transaction or pursuant to the Exchange policy for transaction at Negotiation Market.
 - the minimum transaction fees is IDR 2,000,000 per month as a contribution to the Exchange facility provision.
2. The Exchange Member must deposit a security deposit of 0.01% of the value per guaranteed transaction by KPEI. The Guarantee Fund is managed by KPEI.
3. The payment above shall be subjected to Value Added Tax and other tax obligation through the Exchange.

FOREIGN INVESTOR INVOLVEMENT

In May 1999, the Indonesian government released Regulation No. 29/1999 concerning Buying of the Shares of Commercial Banks. It regulates the portion of ownership of foreign investors, as follows:

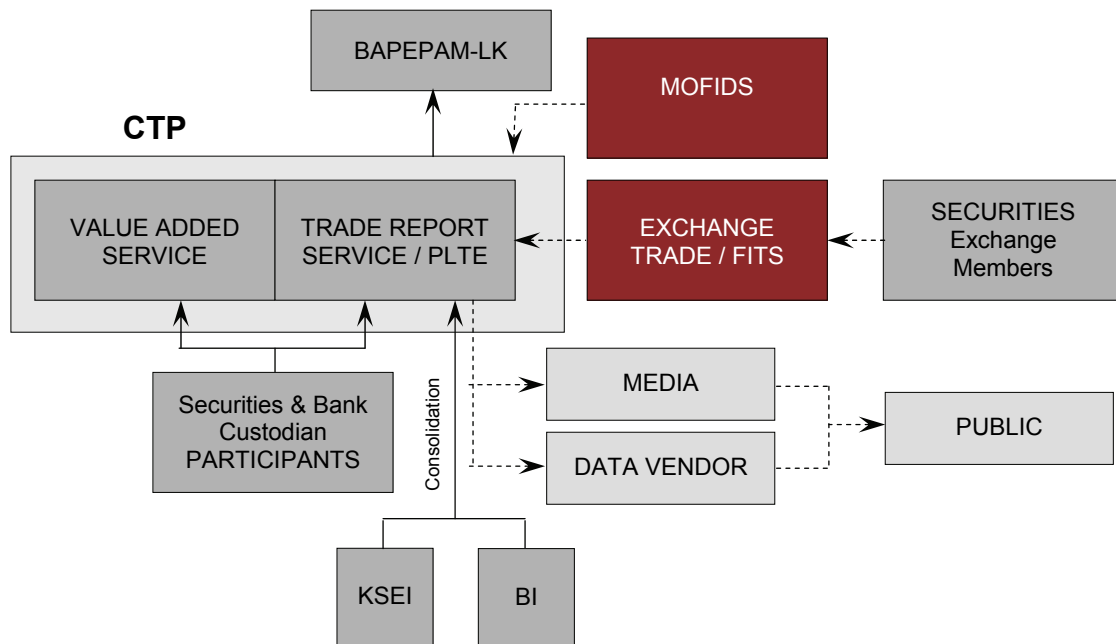
Until August 1997, foreign investors might own a maximum of 49% of total listed shares. Later, in order to anticipate the market, on 11 September 1997, the Minister of Finance of the Republic of Indonesia published the Decision Letter No. 467/KMK.010/1997 and the BAPEPAM's letter No. S-2138/PM/1997 stating that there is no more buying limitation on the listed stocks in the JSX for foreign investors, except for the banks' stocks that allow the maximum of 49% of the paid-in-capital. In May 1999, the Indonesian government released Regulation No. 29/1999 on the Buying of the Shares of Commercial Banks. It regulates the portion of ownership of foreign investors as follows:

1. The ownership of shares of banks by foreign investors and/or foreign institutions through direct placement or through the Stock Exchange is allowed for a maximum of 99% of the total shares.
2. The purchase of shares by foreign investors or foreign institutions through the Stock Exchange can reach 100% of the total shares listed on the Stock Exchange.
3. Banks can list their shares on the Stock Exchange to a maximum of 99% of the total shares.
4. At least 1% of the banks' shares, which are not listed on the Stock Exchange, must still be owned by an Indonesian citizen or by an Indonesian company.

BOND TRADING FACILITIES

CTP (Centralized Trading Platform)

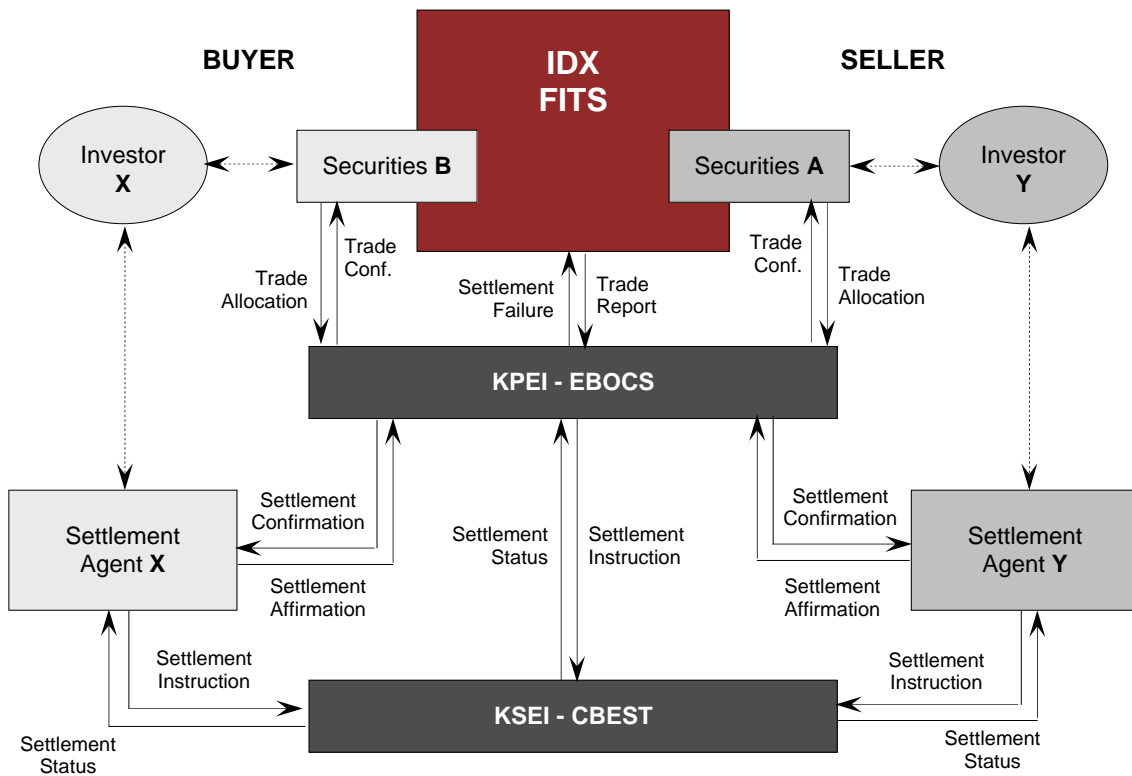
CTP (Centralized Trading Platform) is trading, reporting, and information system for bonds market. The system was launched on September 1, 2006.



FITS (Fixed Income Trading System)

Fixed Income Trading System (FITS) is a trading system for bond listed in Indonesia Stock Exchange that allows the bonds to be traded in retail basis (retail bond). Retail bonds are traded in relatively small nominal value, started with IDR 5 millions and its denominator.

Exchange Trading Process



Terms and Conditions for Regular & Negotiation Transactions

	REGULAR TRANSACTION	NEGOTIATION DEAL
Mechanism	Continuous Auction	Put Through
Order Type	Firmed Quotation	Advertising
Price	Trade by Clean Price (%) Settlement by Process (CP+AI)	Trade by Clean Price (%) Settlement by Process (CP+AI)
Daily Fluctuation	Daily Price Limit 250 bps	Daily Price Limit 250 bps
Trade Unit / Lot	1 lot size = IDR 5 Mio	1 unit size = IDR 1 Mio
Settlement	T+ 2	T+ 1 to T+ 7

Exchange Trade Settlement

When a transaction occurs, delivery and payment must be settled through The Indonesian Clearing and Guarantee Corporation (PT Kliring dan Penjaminan Efek Indonesia - KPEI) and The Indonesian Central Securities Depository (PT Kustodian Sentral Efek Indonesia - KSEI).

1. Regular transactions for Bonds are settled on the second exchange day (T+2) after the transaction and shall be guaranteed by KPEI.
2. Negotiation Market for Bonds are settled on the first until seventh exchange day (T+1 until T+7) after the transaction and shall be also guaranteed by KPEI.

Transaction Fees for Bond Trading

1. IDR 20,000 per transaction for transaction value of IDR 500 million or less at the regular market.
2. 0.005% per transaction for transaction value between IDR 500 million and IDR 10 billion at the regular market.
3. 0.00375% per transaction for transaction value more than IDR 10 billion at the regular market.
4. IDR 35,000 per transaction for transaction value of IDR 500 million or less at the negotiation market.
5. 0.0075% per transaction for transaction value between IDR 500 million and IDR 10 billion at the negotiation market.
6. 0.005% per transaction for transaction value more than IDR 10 billion at the negotiation market.

DERIVATIVE TRADING FACILITIES

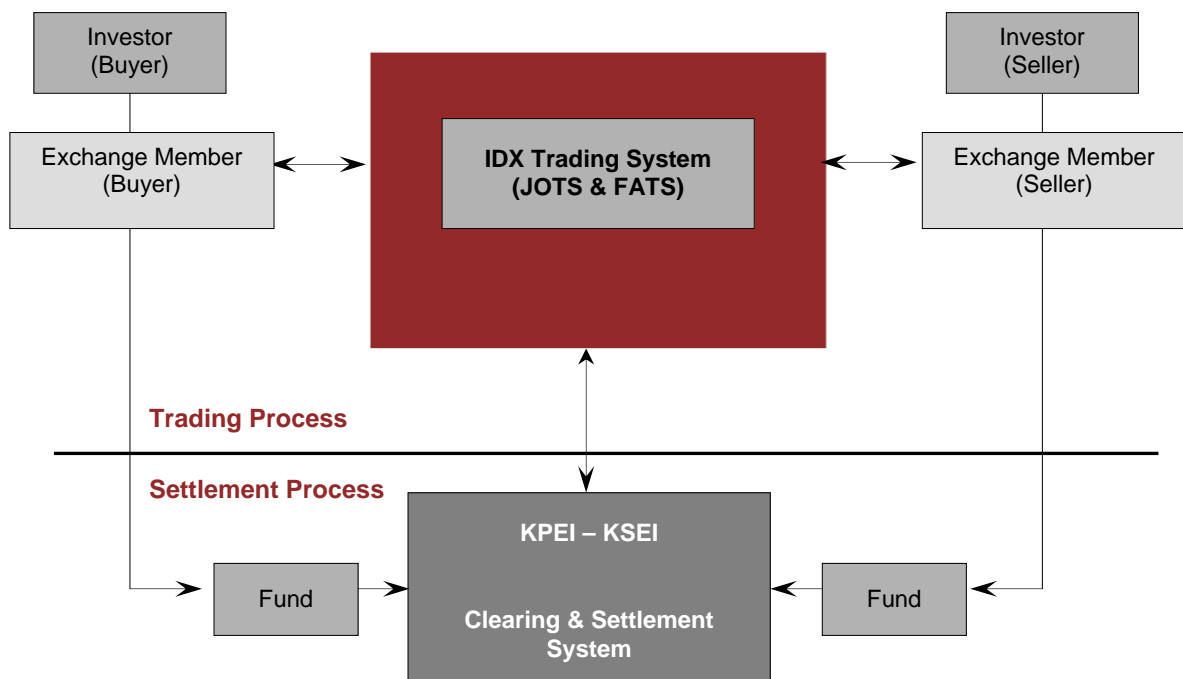
JOTS (Jakarta Options Trading System)

Stock Options traded in JOTS (Jakarta Options Trading System).

FATS (Futures Automated Trading System)

Index Futures traded in FATS (Futures Automated Trading System).

Exchange Trading Process



Terms and Conditions

	STOCK OPTIONS	FUTURES
Mechanism	Continuous Auction	Continuous Auction
Underlying Instrument	4 stocks	LQ45 index
Multiplier	10,000 shares	IDR 500,000/index point
Initial Margin	10% x Strike Price x Volume x Multiplier	IDR 3,000,000 per open contract
Contract Period	Spot month, second month, third month	Spot month, second month, quarter month
Settlement Method	Cash Settlement	Cash Settlement
Settlement Period	T + 1	T + 1

Transaction Fees for Derivative Trading

1. Exchange Member is obliged to pay for the Stock Options transaction, clearing and settlement fees amounted to IDR 2,000 per contract traded.
 - Exercise and Automatic Exercise transaction fee amounted to IDR 2,000 per contract traded will be subjected only to the Taker.
 - Exchange Member should pay at least of IDR 2,000,000 per month for Stock Options transaction.
2. Exchange Member is obliged to pay for the Futures transaction fee of IDR 8,000 and clearing fee of IDR 7,000 per contract traded.

NUMBER OF LISTED SHARES, MARKET CAPITALIZATION AND TRADING

INDUSTRY CLASSIFICATION/ STOCK NAME	Close Price	Index	Listed Shares (Mill. Sh)	Market Cap. (Bill. Rp)	TOTAL TRADING 2009						Trading Days
					Volume (Million Shares)	Rank	Value (Billion Rp)	Rank	Freq. (Thou. X)	Rank	
1. AGRICULTURE			74,597	75,630	64,768		42,575		1,374		
11 CROPS			3,000	4,050	1,053		1,862		118		
1. BISI International Tbk. [S]	1,350	675.000	3,000	4,050	1,053	108	1,862	57	118	49 241	
12 PLANTATION			24,697	66,511	38,644		37,921		1,058		
1. Astra Agro Lestari Tbk. [S]	22,750	1,761.286	1,575	35,825	443	144	7,815	32	154	38 241	
2. Bakrie Sumatera Plantations Tbk. [S]	580	269.981	3,788	2,197	26,052	11	16,699	16	444	9 241	
3. BW Plantation Tbk.	520	94.545	4,037	2,099	1,531	86	805	81	17	141 43	
4. Gozco Plantations Tbk. [S]	230	102.222	5,000	1,150	3,545	57	681	86	67	75 241	
5. PP London Sumatera Tbk. [S]	8,350	430.968	1,365	11,394	1,250	99	7,174	33	144	39 241	
6. Sampoerna Agro Tbk. [S]	2,700	115.385	1,890	5,103	2,053	71	3,601	46	125	47 241	
7. SMART Tbk. [S]	2,550	842.530	2,872	7,324	3	310	9	266	2	230 176	
8. Tunas Baru Lampung Tbk. [S]	340	77.422	4,171	1,418	3,767	54	1,138	74	106	54 241	
13 ANIMAL HUSBANDRY			109	368	0.23		0.67		0.07		
1. Cipendawa Tbk. [S]	229	7.763	34	8	-	389	-	389	-	389 -	
2. Multibreeder Adirama Ind. Tbk.	4,800	200.000	75	360	0.23	343	1	327	0.07	313 36	
14 FISHERY			45,688	4,604	24,222		2,724		186		
1. Central Proteinaprima Tbk.	60	54.545	40,470	2,428	22,623	12	2,057	56	177	33 240	
2. Dharma Samudera Fishing Ind. Tbk. [S]	50	28.456	1,857	93	338	160	17.3	247	9	168 132	
3. Inti Agri Resources Tbk. [S]	620	118.508	3,360	2,083	1,261	98	650	87	0.18	287 73	
15 FORESTRY											
19 OTHERS			1,103	97	848		67		13		
1. Bumi Teknokultura Unggul Tbk. [S]	88	70.400	1,103	97	848	118	67	183	13	154 180	
2. MINING			139,094	284,225	335,378		386,064		6,247		
21 COAL MINING			78,049	201,171	231,339		292,400		3,740		
1. Adaro Energy Tbk.	1,730	157.273	31,986	55,336	33,002	10	41,153	3	425	10 241	
2. ATPK Resources Tbk.	225	125.000	831	187	161	195	41	205	12.5	155 169	
3. Bayan Resources Tbk.	5,650	97.414	3,333	18,833	393	150	1,020	77	27	116 240	
4. Bumi Resources Tbk. [S]	2,425	140.742	19,404	47,055	105,095	3	201,041	1	2,198	1 241	
5. Darma Henwa Tbk.	136	40.597	15,610	2,123	89,905	5	15,794	20	623	4 241	
6. Garda Tujuh Buana Tbk.	72	62.609	2,500	180	136	203	15	248	6	188 105	
7. Indo Tambangraya Megah Tbk. [S]	31,800	227.143	1,130	35,932	728	127	13,435	26	200	29 241	
8. Perdana Karya Perkasa Tbk. [S]	310	77.500	600	186	66	232	27	222	3	214 169	
9. Petrosea Tbk. [S]	10,350	828.000	101	1,044	120	210	1,223	72	6	186 137	
10. Resource Alam Indonesia Tbk. [S]	2,200	385.965	250	550	0.25	339	0.48	332	0.06	316 31	
11. Tambang Batubara Bkt Asam Tbk. [S]	17,250	3,000.000	2,304	39,746	1,734	77	18,650	13	241	22 241	
22 CRUDE PETROLEUM & NATURAL GAS PROD.			27,370	14,413	65,053		29,538		1,008		
1. Apexindo Pratama Duta Tbk. [S]	2,550	492.230	-	-	1	326	2	296	0.03	334 9	
2. Elnusa Tbk. [S]	355	88.750	7,299	2,591	10,807	24	3,358	47	211	26 241	
3. Energi Mega Persada Tbk.	193	120.625	14,401	2,779	50,620	7	16,334	18	561	6 241	
4. Medco Energi International Tbk.	2,450	968.112	3,332	8,165	3,499	58	9,791	30	230	24 241	
5. Radiant Utama Interinsco Tbk.	183	73.200	770	141	41	249	14	252	3	211 144	
6. Ratu Prabu Energi Tbk.	470	115.162	1,568	737	85	223	38	209	4	200 214	
23 METAL AND MINERAL MINING			25,631	68,161	28,970		63,404		1,347		
1. Aneka Tambang (Persero) Tbk. [S]	2,200	1,217.825	9,538	20,985	14,472	18	27,800	9	595	5 241	
2. Cita Mineral Investindo Tbk. [S]	750	1,149.073	1,124	843	22	267	15	250	0.03	338 15	
3. International Nickel Indonesia Tbk. [S]	3,650	1,489.796	9,936	36,268	4,907	43	18,181	14	340	15 241	
4. Timah (Persero) Tbk. [S]	2,000	689.655	5,033	10,066	9,570	26	17,408	15	411	11 241	
24 LAND / STONE QUARRYING			8,044	480	10,015		723		152		
1. Central Korporindo Internasional Tbk. [S]	60	3.946	4,247	255	5,051	41	397	101	75	69 206	
2. Citatah Industri Marmer Tbk.	68	2.863	1,231	84	814	120	56	192	21	130 187	
3. Mitra Investindo Tbk.	55	18.333	2,566	141	4,149	52	270	116	57	82 204	
29 OTHERS											
3. BASIC INDUSTRY AND CHEMICALS			114,804	163,625	50,506		42,349		1,435		
31 CEMENT			17,276	107,093	7,059		23,519		330		
1. Holcim Indonesia Tbk.	1,550	1,871.981	7,663	11,877	4,219	51	4,643	39	165	36 241	
2. Indocement Tunggal Prakarsa Tbk. [S]	13,700	548.000	3,681	50,433	1,326	95	10,030	29	73	70 241	
3. Semen Gresik (Persero) Tbk. [S]	7,550	2,627.184	5,932	44,783	1,513	88	8,846	31	92	59 241	

NUMBER OF LISTED SHARES, MARKET CAPITALIZATION AND TRADING

INDUSTRY CLASSIFICATION/ STOCK NAME	Close Price	Index	Listed Shares (Mill. Sh)	Market Cap. (Bill. Rp)	TOTAL TRADING 2009						Trading Days
					Volume (Million Shares)	Rank	Value (Billion Rp)	Rank	Freq. (Thou. X)	Rank	
32 CERAMICS, GLASS, PORCELAIN			12,721	3,749	645		133		34		
1. Arwana Citramulia Tbk. [S]	149	251.642	1,835	273	388	151	56	191	8	176	136
2. Asahimas Flat Glass Tbk. [S]	1,850	75.510	434	803	14	281	23	232	2	220	197
3. Intikeramik Alamasri Industri Tbk.	1,100	146.667	654	719	8	291	10	263	0.17	288	40
4. Keramika Indonesia Assosiasi Tbk.	130	4.727	8,425	1,095	224	178	42	204	23	126	69
5. Mulia Industrindo Tbk.	330	55.115	1,323	437	11	282	3	292	0.46	268	111
6. Surya Toto Indonesia Tbk.	8,500	136.959	50	421	0.004	383	0.03	360	0.002	374	2
33 METAL AND ALLIED PRODUCTS			13,752	4,936	4,816		2,663		150		
1. Alumindo Light Metal Industry Tbk.	590	45.385	308	182	135	205	92	164	15	148	196
2. Betonjaya Manunggal Tbk. [S]	275	229.167	180	50	2	318	0.48	333	0.36	273	76
3. Citra Tubindo Tbk. [S]	3,100	2,590.890	800	2,480	348	158	1,082	76	0.02	350	13
4. Gunawan Dianjaya Steel Tbk.	117	73.125	8,200	959	202	182	28	219	6	189	4
5. Indal Aluminium Industry Tbk.	215	19.599	158	34	764	124	282	113	60	80	160
6. Itamaraya Gold Industry Tbk. [S]	1,000	14.388	34	34	36	251	34.2352	213	0.03	336	14
7. Jakarta Kyoei Steel Works Tbk.	83	12.769	150	12	11	284	0.9	322	1	242	108
8. Jaya Pari Steel Tbk. [S]	265	169.872	750	199	1,379	92	407	99	54	83	239
9. Lion Metal Works Tbk. [S]	2,100	131.522	52	109	0.04	366	0.10	347	0.02	341	16
10. Lion Mesh Prima Tbk. [S]	2,400	33.333	10	23	0.01	376	0.03	359	0.01	368	4
11. Pelangi Indah Canindo Tbk.	220	33.846	568	125	0.20	344	0.04	357	0.03	330	14
12. Pelat Timah Nusantara Tbk.	265	81.538	2,523	669	1,939	74	736	85	14	150	10
13. Tembaga Mulia Semanan Tbk.	3,250	23.050	18	60	0.06	363	0.24	337	0.03	331	12
34 CHEMICALS			20,813	14,976	11,775		7,924		353		
1. Barito Pacific Tbk. [S]	1,330	52.079	6,980	9,283	5,594	38	6,818	35	187	31	241
2. Budi Acid Jaya Tbk.	220	119.235	3,757	826	435	146	75	177	11	160	235
3. Duta Pertiwi Nusantara Tbk. [S]	460	149.457	331	152	16	278	4	283	0.05	322	29
4. Ekadharna International Tbk. [S]	125	253.859	559	70	589.9	137	92	167	28	113	164
5. Eterindo Wahanatama Tbk. [S]	205	16.882	968	199	890	117	192	129	38	97	219
6. Indo Acidatama Tbk. [S]	67	12.203	6,020	403	3,887	53	279	115	66	77	204
7. Intanjaya Internasional Tbk. [S]	196	19.489	181	35	73	229	21	235	6	184	188
8. Sorini Agro Asia Corporindo Tbk.	1,640	1,230.031	905	1,485	280	168	420	98	16	146	236
9. Tri Polyt Indonesia Tbk. [S]	2,200	100.000	728	1,602	10	286	24	230	1	245	83
10. Unggul Indah Cahaya Tbk. [S]	2,400	88.887	383	920	0.03	371	0.08	349	0.03	331	19
35 PLASTICS & PACKAGING			13,448	3,163	2,514		509		101		
1. Aneka Kemasindo Utama Tbk. [S]	150	68.182	230	35	103	215	9	267	4,699	196	134
2. Argha Karya Prima Industries Tbk. [S]	600	79.146	680	408	132	206	47	199	0.09	303	38
3. Asiaplast Industries Tbk.	62	51.667	1,300	81	435	147	29	218	16.7	143	198
4. Berlina Tbk. [S]	600	89.595	138	83	196	184	146	145	24	124	168
5. Dynaplast Tbk.	800	197.419	315	252	53	241	32	215	0.06	317	30
6. Kageo Igar Jaya Tbk. [S]	139	90.850	1,050	146	268	170	27	223	8	170	219
7. Sekawan Intipratama Tbk.	69	46.000	600	41	20	271	2	305	1	233	72
8. Siwani Makmur Tbk. [S]	137	17.449	93	13	347	159	63	186	28	115	175
9. Titan Kimia Nusantara Tbk. [S]	200	60.665	5,566	1,113	234	177	50	195	14	151	202
10. Trias Sentosa Tbk. [S]	220	131.234	2,808	618	694	130	92	166	2	221	171
11. Tunas Alfin Tbk. (A) *	10	10.000	-	-	-	389	-	389	-	389	-
12. Tunas Alfin Tbk. (B) *	10	10.000	-	-	-	389	-	389	-	389	-
13. Yanaprima Hastapersada Tbk. [S]	560	102.752	668	374.08	33	256	13	253	2	229	239
36 ANIMAL FEED			15,086	11,065	16,869		2,901		176		
1. Charoen Pokphand Indonesia Tbk.	2,250	2,049.367	3,285	7,390	1,573	84	1,496	65	63	78	241
2. JAPFA Comfeed Indonesia Tbk.	1,400	76.545	2,072	2,900	894	115	631	91	20	132	223
3. Malindo Feedmill Tbk.	900	102.273	339	305	3	309	3	293	1	254	105
4. Sierad Produce Tbk. [S]	50	0.556	9,391	470	14,399	19	771	83	93	58	225
37 WOOD INDUSTRIES			2,248	535	2,097		680		106		
1. Daya Sakti Unggul Corporation Tbk. *	230	64.474	-	-	3	311	1	328	0.02	347	11
2. Sumalindo Lestari Jaya Tbk.	375	3.689	1,236	464	1,501	89	634	90	81	67	238
3. Tirta Mahakam Resources Tbk.	71	32.457	1,012	72	593	136	46	201	25	122	179
38 PULP & PAPER			19,461	18,108	4,731		4,020		186		
1. Fajar Surya Wisesa Tbk.	1,600	366.670	2,478	3,965	53	240	73	178	0.26	279	38
2. Indah Kiat Pulp & Paper Tbk.	1,740	89.660	5,471	9,520	2,138	69	3,216	48	115	50	241
3. Kertas Basuki Rachmat Ind. Tbk.	320	123.077	3,860	1,235	1,294	96	328	107	0.20	283	72
4. Pabrik Kertas Tjiwi Kimia Tbk.	1,800	85.087	1,336	2,404	84	225	133	151	10	165	229
5. Suparma Tbk.	205	91.895	1,492	306	1,156	105	269	117	61	79	231
6. Surabaya Agung Industry Pulp Tbk.	113	4.790	3,451	390	0.10	356	0.01	366	0.02	352	9
7. Toba Pulp Lestari Tbk. [S]	210	2.132	1,373	288	6	300	1	309	0.21	282	58
39 OTHERS											

NUMBER OF LISTED SHARES, MARKET CAPITALIZATION AND TRADING

INDUSTRY CLASSIFICATION/ STOCK NAME	Close Price	Index	Listed Shares (Mill. Sh)	Market Cap. (Bill. Rp)	TOTAL TRADING 2009						Trading Days
					Volume (Million Shares)	Rank	Value (Billion Rp)	Rank	Freq. (Thou. X)	Rank	
4. MISCELLANEOUS INDUSTRY			61,087	169,518	24,636		49,639		567		
41 MACHINERY AND HEAVY EQUIPMENT											
42 AUTOMOTIVE AND COMPONENTS			18,318	150,827	3,988		34,993		305		
1. Allbond Makmur Usaha Tbk.	90	36.000	301	27	-	389	-	389	-	389	-
2. Astra International Tbk. [S]	34,700	2,485.442	4,048	140,478	1,518	87	34,080	4	246	21	241
3. Astra Otoparts Tbk. [S]	5,750	1,000.000	771	4,434	21	268	77	175	3	215	211
4. Gajah Tunggal Tbk.	425	83.438	3,485	1,481	1,213	100	358	104	38	99	241
5. Goodyear Indonesia Tbk. [S]	9,600	768.000	41	394	1	319	9	265	1	262	158
6. Indo Kordsa Tbk. [S]	1,450	56.432	450	653	0.04	367	0.06	355	0.01	360	8
7. Indomobil Sukses Internasional Tbk.	860	57.376	997	857	0.16	347	0.10	348	0.03	336	16
8. Indospring Tbk.	1,250	13.889	38	47	33	253	197	127	0.04	324	27
9. Multi Prima Sejahtera Tbk. [S]	1,100	25.131	21	23	0.09	359	0.07	351	0.04	325	18
10. Multistrada Arah Sarana Tbk. [S]	205	145.762	6,119	1,254	934	113	189	131	8	174	202
11. Nipress Tbk.	1,450	29.000	20	29	1	334	1	323	0.09	306	30
12. Prima Alloy Steel Tbk.	119	66.993	588	70	81	227	12	257	9	167	156
13. Selamat Sempurna Tbk.. [S]	750	500.835	1,440	1,080	185	188	70	180	1	257	110
43 TEXTILE, GARMENT			33,277	16,279	20,197		14,486		237		
1. Apac Citra Centertex Tbk.	52	6.940	1,467	76	114	213	9	264	5	198	152
2. Argo Pantes Tbk.	1,300	32.663	336	436	0.01	380	0.003	382	0.001	382	1
3. Asia Pacific Fibers Tbk.	131	1.125	2,377	311	1,158	104	142	147	37	101	195
4. Centex (Preferred Stock) Tbk.	2,650	240.909	4	9	0.03	372	0.06	354	0.002	374	1
5. Centex Saham Seri B Tbk.	5,000	100.000	7	33	-	389	-	389	-	389	-
6. Delta Dunia Makmur Tbk. [S]	1,690	2,253.333	6,790	11,476	15,029	17	13,682	25	88	62	168
7. Eratex Djaja Tbk.	85	4.503	98	8	0.04	369	0.01	376	0.01	366	4
8. Ever Shine Tex Tbk. [S]	51	20.481	2,015	103	0.14	351	0.01	372	0.02	346	12
9. Hanson International Seri B Tbk.	50	40.000	1,121	56	-	389	-	389	-	389	-
10. Hanson International Tbk.	50	6.820	5,214	261	-	389	-	389	-	389	-
11. Indorama Syntetics Tbk. [S]	470	63.301	654	308	371	155	182	133	1	263	87
12. Karwell Indonesia Tbk.	180	30.470	587	106	7	299	1	317	0.39	270	19
13. Nusantara Inti Corpora Tbk. [S]	123	3.053	75	9	33	255	4	284	0.40	269	86
14. Pan Brothers Tex Tbk.	135	46.671	445	60	7	297	1	324	0.47	267	94
15. Pania Filament Inti Tbk.	250	38.462	1,611	403	-	389	-	389	-	389	-
16. Pania Indosyntex Tbk. [S]	235	37.059	1,533	360	0.03	373	0.01	373	0.01	366	5
17. Polychem Indonesia Tbk.	134	11.961	3,889	521	3,468	59	461	97	106	53	233
18. Ricky Putra Globalindo Tbk. [S]	195	30.971	642	125	9	287	3	295	0.29	278	58
19. Roda Vivatex Tbk. [S]	1,400	73.754	269	376	0.12	353	0.16	341	0.01	365	6
20. Sunson Textile Manufacture Tbk.	250	58.824	1,171	293	0.06	365	0.01	369	0.004	370	4
21. Tifico Fiber Indonesia Tbk.	310	70.250	2,964	919	1	333	0.14	344	0.14	293	34
22. Unitex Tbk.	3,700	250.847	8	30	0.002	384	0.01	374	0.002	374	1
44 FOOTWEAR			1,099	693	0.25		2		0.11		
1. Primarindo Asia Infrastructur Tbk.	900	110.571	86	77	0.0004	388	0.0003	387	0.001	382	1
2. Sepatu Bata Tbk. [S]	36,000	4,669.261	13	468	0.10	357	2	298	0.07	314	38
3. Surya Intrindo Makmur Tbk.	148	148.000	1,000	148	0.16	349	0.02	362	0.03	329	27
45 CABLE			6,621	1,533	446		156		23		
1. Jembo Cable Company Tbk.	490	37.137	151	74	116	212	91	168	21	129	123
2. Kabelindo Murni Tbk. [S]	115	3.833	1,120	129	178	191	13	256	0.08	310	45
3. GT Kabel Indonesia Tbk. [S]	56	6.804	4,007	224	29	258	2	301	2	228	140
4. Sucaco Tbk.	1,310	845.161	206	269	2	315	4	286	0.02	343	17
5. Sumi Indo Kabel Tbk. [S]	1,620	36.750	306	496	0.38	337	0.44	334	0.09	304	46
6. Voksel Electric Tbk. [S]	410	36.273	831	341	120	209	46	200	0.15	292	62
46 ELECTRONICS			1,771	186	5		1		1.2		
1. Sat Nusapersada Tbk. [S]	105	18.103	1,771	186	5	303	1	311	1	240	71
49 OTHERS											
5. CONSUMER GOODS INDUSTRY			78,247	245,554	32,977		42,151		964		
51 FOOD AND BEVERAGES			30,889	46,872	12,937		19,813		458		
1. Akasha Wira International Tbk.	640	33.247	590	378	237	176	162	139	32	107	233
2. Aqua Golden Mississippi Tbk. [S]	244,800	5,508.006	13	3,222	0.18	346	47	198	0.03	339	11
3. Cahaya Kalbar Tbk.	1,490	153.926	298	443	2	316	2	304	0.23	280	84
4. Davomas Abadi Tbk.	50	146.542	12,404	620	784	122	50	196	25	123	99
5. Delta Djakarta Tbk.	62,000	7,412.278	16	993	0.24	340	10	260	0.13	295	65
6. Indofood Sukses Makmur Tbk.	3,550	607.679	8,780	31,171	10,912	23	18,975	12	373	14	241
7. Mayora Indah Tbk. [S]	4,500	771.671	767	3,450	73	228	178	134	7	179	215
8. Multi Bintang Indonesia Tbk.	177,000	11,273.885	21	3,729	0.23	342	29	217	0.14	294	54

NUMBER OF LISTED SHARES, MARKET CAPITALIZATION AND TRADING

INDUSTRY CLASSIFICATION/ STOCK NAME	Close Price	Index	Listed Shares (Mill. Sh)	Market Cap. (Bill. Rp)	TOTAL TRADING 2009						Trading Days
					Volume (Million Shares)	Rank	Value (Billion Rp)	Rank	Freq. (Thou. X)	Rank	
9. Prasadha Aneka Niaga Tbk.	110	11.000	1,440	158	0.001	386	0.0001	388	0.001	382	1
10. Sekar Bumi Tbk. *	450	9.000	-	-	-	389	-	389	-	389	-
11. Sekar Laut Tbk. [S]	150	12.558	691	104	0.14	352	0.01	368	0.04	328	29
12. Siantar TOP Tbk. [S]	250	147.728	1,310	328	189	187	26	225	1	260	61
13. Tiga Pilar Sejahtera Food Tbk.	360	40.062	1,672	602	517	140	212	125	19	134	225
14. Ultra Jaya Milk Tbk. [S]	580	280.573	2,888	1,675	222	180	122	153	1	252	139
52 TOBACCO MANUFACTURERS			13,106	91,754	8,460		10,644		57		
1. BAT Indonesia Tbk.	5,000	434.783	66	330	10	285	54	193	0.10	300	49
2. Bentoel International Investama Tbk.	650	5,086.072	6,733	4,377	8,105	32	6,578	36	5	191	199
3. Gudang Garam Tbk.	21,550	840.976	1,924	41,464	326	162	3,834	42	46	89	241
4. HM Sampoerna Tbk.	10,400	2,063.492	4,383	45,583	19	274	177	135	5	195	214
53 PHARMACEUTICALS			24,441	20,529	9,885		6,448		274		
1. Darya-Varia Laboratoria Tbk. [S]	1,530	28.159	560	857	8	292	15	249	2	219	129
2. Indofarma Tbk.	83	33.200	3,099	257	3,140	62	291	110	71	72	226
3. Kalbe Farma Tbk. [S]	1,300	2,535.596	10,156	13,203	4,362	47	4,224	41	100	55	241
4. Kimia Farma (Persero) Tbk. [S]	127	127.000	5,554	705	1,195	101	170	138	45	90	241
5. Merck Tbk. [S]	80,000	10,526.316	22	1,792	0.20	345	10	261	0.16	289	65
6. Pyridam Farma Tbk. [S]	110	107.801	535	59	907	114	117	155	38	100	219
7. Schering Plough Indonesia Tbk.	39,000	305.882	4	140	0.03	370	1	320	0.06	318	28
8. Taisho Pharmaceutical Indonesia (PS) Tbk.	136,800	13,028.571	1	133	0.83	330	120	154	0.01	355	9
9. Taisho Pharmaceutical Indonesia Tbk. [S]	10,500	100.000	9	97	9	288	1,342	68	0.001	382	1
10. Tempo Scan Pacific Tbk. [S]	730	130.227	4,500	3,285	262	172	158	140	19	136	241
54 COSMETICS AND HOUSEHOLD			8,259	86,109	1,304		5,134		139		
1. Mandom Indonesia Tbk. [S]	8,100	794.492	201	1,629	7	295	43	203	1	256	143
2. Mustika Ratu Tbk. [S]	395	60.769	428	169	781	123	372	103	60	81	208
3. Sara Lee Body Care Indonesia Tbk. [S]	2,250	155.172	-	-	-	389	-	389	-	389	-
4. Unilever Indonesia Tbk. [S]	11,050	56,579.621	7,630	84,312	515	141	4,719	38	79	68	241
55 HOUSEWARE			1,552	290	391		112		35		
1. Kedaung Indah Can Tbk. [S]	76	8.068	138	10	0.04	367	0.004	380	0.013	357	8
2. Kedawung Setia Industrial Tbk. [S]	155	38.750	405	63	57	238	8	271	3	213	164
3. Langgeng Makmur Industri Tbk. [S]	215	31.373	1,009	217	333	161	104	162	32	109	151
59 OTHERS											
6. PROPERTY, REAL ESTATE AND BUILDING CONSTRUCTION			219,778	67,693	211,469		53,369		2,395		
61 PROPERTY AND REAL ESTATE			199,727	61,588	197,508		50,287		2,071		
1. Alam Sutera Realty Tbk. [S]	105	100.000	17,863	1,876	11,928	21	1,352	67	128	45	219
2. Bakrieland Development Tbk. [S]	193	39.789	19,917	3,844	75,798	6	16,598	17	481	8	241
3. Bekasi Asri Pemula Tbk. [S]	67	44.667	650	44	9	289	1	321	0.04	325	23
4. Bhuwanatala Indah Permai Tbk. [S]	50	20.851	1,638	82	596	135	33	214	11	161	155
5. Bintang Mitra Semestara Tbk.	200	40.000	1,159	232	3	313	1	329	0.18	286	46
6. Bukit Darmo Property Tbk. [S]	153	127.500	6,024	922	4,333	48	342	106	35	102	207
7. Bumi Citra Permai Tbk.	235	213.636	1,200	282	891	116	194	128	22	128	11
8. Bumi Serpong Damai Tbk. [S]	880	160.000	10,936	9,623	3,461	60	2,116	55	66	76	225
9. Ciputra Development Tbk.	485	53.262	7,583	3,678	4,736	44	2,579	50	82	65	241
10. Ciputra Property Tbk. [S]	245	35.000	6,150	1,507	9,141	29	2,698	49	127	46	241
11. Ciputra Surya Tbk. [S]	510	204.000	1,979	1,009	2,162	68	1,213	73	45	91	241
12. Citra Kebun Raya Agri Tbk. [S]	136	60.539	5,057	688	148	198	20	237	9	166	160
13. Cowell Development Tbk. [S]	350	269.231	754	264	386	152	156	141	33	105	84
14. Danayasa Arthata Tbk. [S]	630	126.000	3,322	2,093	-	389	-	389	-	389	-
15. Duta Anggada Realty Tbk.	195	36.048	2,861	558	301	166	107	158	8	169	147
16. Duta Pertiwi Tbk. [S]	680	68.390	1,850	1,258	6	301	5	280	0.04	323	23
17. Fortune Mate Indonesia Tbk. [S]	90	90.000	1,600	144	0.02	374	0.001	385	0.02	353	2
18. Global Land Development Tbk.	315	67.781	3,526	1,111	1,669	81	403	100	3	216	235
19. Gowa Makassar Tourism Development Tbk. [S]	147	25.565	102	15	-	389	-	389	-	389	-
20. Indonesia Prima Property Tbk. [S]	400	19.155	1,745	698	0.02	375	0.01	378	0.01	359	8
21. Intiland Development Tbk. [S]	640	48.132	3,110	1,990	349	157	239	121	15	147	154
22. Jaka Inti Reallindo Tbk. *	100	33.333	-	-	8	290	0.02	364	0.04	327	12
23. Jakarta Int'l Hotel & Dev. Tbk.	610	346.021	1,930	1,177	163	193	59	190	2	223	180
24. Jaya Real Property Tbk. [S]	800	153.846	2,750	2,200	141	202	88	173	0.31	275	93
25. Kawasan Industri Jababeka Tbk. [S]	119	3.934	13,781	1,640	34,644	8	3,720	44	247	20	238
26. Laguna Cipta Griya Tbk. [S]	50	40.000	1,408	70	1,965	73	105	161	26	119	170
27. Lamicitra Nusantara Tbk. [S]	95	76.000	1,148	109	21	269	4	281	4	202	83
28. Lippo Cikarang Tbk.	225	24.324	696	157	66	233	20	238	5	194	139
29. Lippo Karawaci Tbk. [S]	510	124.142	17,302	8,824	19,646	13	13,908	22	388	13	241
30. Metropolitan Kentjana Tbk.	2,750	130.952	948	2,608	33	254	89	170	2	227	91

NUMBER OF LISTED SHARES, MARKET CAPITALIZATION AND TRADING

INDUSTRY CLASSIFICATION/ STOCK NAME	Close Price	Index	Listed Shares (Mill. Sh)	Market Cap. (Bill. Rp)	TOTAL TRADING 2009						Trading Days
					Volume (Million Shares)	Rank	Value (Billion Rp)	Rank	Freq. (Thou. X)	Rank	
31. Modernland Realty Tbk. [S]	125	18.548	3,057	382	976	109	137	150	35	103	240
32. New Century Development Tbk.	50	4.934	5,889	294	-	389	-	389	-	389	-
33. Pakuwon Jati Tbk.	540	501.672	10,033	5,418	196	185	64	184	5	193	147
34. Panca Wiratama Sakti Tbk.	54	2.411	83	4	1	321	0.08	350	0.13	295	27
35. Perdana Gapuraprima Tbk. [S]	140	45.161	3,207	449	5	302	1	318	1	234	147
36. Ristia Bintang Mahkotasejati Tbk. [S]	75	15.000	327	25	546	139	63	185	29	112	166
37. Royal Oak Development Asia Tbk.	54	86.221	13,475	728	126	208	8	270	6	185	135
38. Sentul City Tbk. [S]	97	6.703	10,017	972	19,079	14	2,488	51	170	35	232
39. Summarecon Agung Tbk. [S]	600	492.935	6,437	3,862	3,695	55	1,429	66	72	71	241
40. Suryainti Permata Tbk.	100	77.779	4,207	421	256	174	45	202	11	159	228
41. Suryamas Dutamakmur Tbk. [S]	83	10.516	4,007	333	26	264	1	308	0.38	271	74
62 BUILDING CONSTRUCTION			20,051	6,104	13,961		3,082		324		
1. Adhi Karya (Persero) Tbk.	410	273.333	1,801	739	2,131	70	861	79	83	63	241
2. Duta Graha Indah Tbk. [S]	87	38.667	5,541	482	5,718	35	552	94	88	61	238
3. Jaya Konstruksi Manggala Pratama Tbk. [S]	730	118.699	2,936	2,143	48	245	29	216	1.08	246	124
4. Surya Semesta Internusa Tbk. [S]	280	28.718	1,176	329	69	230	24	229	2.5	218	143
5. Total Bangun Persada Tbk. [S]	186	53.913	2,750	512	1,730	78	296	109	50	86	241
6. Wijaya Karya (Persero) Tbk.. [S]	325	77.381	5,846	1,900	4,266	49	1,319	70	100	56	241
69 OTHERS											
7. INFRASTRUCTURE, UTILITIES & TRANSPORTATION			198,274	378,405	310,937		161,799		3,320		
71 ENERGY			28,208	95,553	11,447		31,860		429		
1. Leyand International Tbk.	255	473.186	3,966	1,011	438	145	123	152	18	139	129
2. Perusahaan Gas Negara Tbk.	3,900	1,300.000	24,242	94,542	11,009	22	31,737	7	411	12	241
72 TOLL ROAD, AIRPORT, HARBOR & ALLIED PROD.			18,929	15,262	5,740		5,256		216		
1. Citra Marga Nusaphala Persada Tbk.	920	57.664	2,000	1,840	598	134	478	96	34	104	231
2. Jasa Marga (Persero) Tbk.	1,810	106.471	6,800	12,308	3,247	61	4,489	40	143	40	241
3. Nusantara Infrastructure Tbk.	110	55.000	10,129	1,114	1,894	75	289	111	40	96	238
73 TELECOMMUNICATION			96,538	239,054	151,381		86,891		1,099		
1. Bakrie Telecom Tbk. [S]	147	137.925	28,482	4,187	107,161	2	14,053	21	550	7	241
2. XL Axiata Tbk.	1,930	96.500	8,508	16,420	4	306	7	274	1.3	237	153
3. Indosat Tbk.	4,725	337.500	5,434	25,675	4,731	45	26,718	10	131	44	241
4. Infoasia Teknologi Global Tbk. [S]	184	92.000	-	-	-	389	-	389	-	389	-
5. Inovisi Infracom Tbk.	660	528.000	920	607	195	186	26	226	6	183	117
6. Mobile-8 Telecom Tbk.	50	22.222	33,034	1,652	33,767	9	2,157	54	172	34	153
7. Telekomunikasi Indonesia (Persero) Tbk. [S]	9,450	995.701	20,160	190,512	5,523	39	43,930	2	238	23	241
74 TRANSPORTATION			32,784	14,867	41,040		18,313		747		
1. Arpeni Pratama Ocean Line Tbk.	165	52.800	2,999	495	818	119	176	136	32	110	231
2. Berlian Laju Tanker Tbk.	650	692.705	5,982	3,888	5,010	42	3,724	43	186	32	241
3. Centris Multi Persada Pratama Tbk. [S]	250	10.204	54	14	21	270	9	268	4	201	63
4. Humpuss Intermoda Transportasi Tbk. [S]	600	923.077	4,661	2,797	380	153	236	122	17	144	157
5. Indonesia Air Transport Tbk. [S]	50	38.462	2,323	116	2,243	66	143	146	31	111	189
6. Jasa Angkasa Semesta Tbk. [S]	50	100.000	-	-	-	389	-	389	-	389	-
7. Mitra International Resources Tbk. [S]	350	154.437	3,961	1,386	18,609	15	10,988	28	267	19	241
8. Panorama Transportasi Tbk.	120	48.980	428	51	63	235	11	259	4	207	148
9. Pelayaran Tempuran Emas Tbk.	210	96.601	1,141	240	447	143	147	144	33	106	238
10. Rig Tenders Tbk. [S]	710	290.924	609	432	1	335	0.28	336	0.08	307	31
11. Rukun Raharja Tbk. [S]	174	145.000	680	118	4,430	46	611	92	89	60	183
12. Samudera Indonesia Tbk.	3,800	760.000	164	622	3	312	11	258	1	255	160
13. Steady Safe Tbk.	115	11.578	392	45	0.11	355	0.01	367	0.03	334	13
14. Trada Maritime Tbk.	530	424.000	8,735	4,630	8,981	30	2,257	53	82	66	219
15. Zebra Nusantara Tbk. [S]	50	28.960	656	33	35	252	2	302	2	224	89
75 NON BUILDING CONSTRUCTION			21,817	13,669	101,330		19,479		829		
1. Bukaka Teknik Utama Tbk. *	305	9.531	-	-	-	389	-	389	-	389	-
2. Indika Energy Tbk. [S]	2,225	75.424	5,207	11,586	2,379	65	5,590	37	135	43	240
3. Katarina Utama Tbk.	114	71.250	810	92	129	207	21	236	5	192	108
4. Truba Alam Manunggal Engineering Tbk. [S]	126	114.545	15,799	1,991	98,822	4	13,868	23	689	3	241
79 OTHERS											
8. FINANCE			349,201	509,188	74,507		129,040		1,852		
81 BANK			277,111	478,502	50,641		124,542		1,540		
1. Bank Agroniaga Tbk.	141	170.514	3,384	477	135	204	19	240	6	190	18
2. Bank Artha Graha Internasional Tbk.	76	0.434	8,489	645	153	197	10	262	3	209	171

NUMBER OF LISTED SHARES, MARKET CAPITALIZATION AND TRADING

INDUSTRY CLASSIFICATION/ STOCK NAME	Close Price	Index	Listed Shares (Mill. Sh)	Market Cap. (Bill. Rp)	TOTAL TRADING 2009						Trading Days
					Volume (Million Shares)	Rank	Value (Billion Rp)	Rank	Freq. (Thou. X)	Rank	
3. Bank Bukopin Tbk.	375	107.143	5,666	2,125	2,402	64	808	80	51	85	241
4. Bank Bumi Artha Tbk.	133	83.125	2,287	304	262	173	37	210	10	163	171
5. Bank Capital Indonesia Tbk.	98	65.333	4,467	438	669	132	67	181	1	259	122
6. Bank Central Asia Tbk.	4,850	2,771.429	24,408	118,381	5,645	36	20,877	11	205	28	241
7. Bank CIMB Niaga Tbk.	710	5.149	23,696	16,824	584	138	387	102	32	108	241
8. Bank Danamon Indonesia Tbk.	4,550	2.495	8,306	37,794	3,623	56	13,730	24	190	30	241
9. Bank Ekonomi Raharja Tbk.	2,700	250.000	2,643	7,137	2,675	63	7,086	34	2	232	144
10. Bank Eksekutif Internasional Tbk.	95	67.857	805	77	17	277	1	315	0.36	272	89
11. Bank Himpunan Saudara 1906 Tbk.	280	2.988	1,485	416	5,618	37	1,520	63	108	51	218
12. Bank ICB Bumiputera Tbk.	120	125.000	4,950	594	0.26	338	0.02	365	0.05	319	27
13. Bank Internasional Indonesia Tbk.	330	3.683	49,527	16,344	670	131	279	114	38	98	241
14. Bank Kesawan Tbk.	740	331.541	620	459	5	305	3	288	1	236	75
15. Bank Mandiri (Persero) Tbk.	4,700	696.296	20,760	97,573	9,725	25	31,737	6	321	16	241
16. Bank Mayapada Tbk.	1,670	506.675	2,551	4,260	-	389	-	389	-	389	-
17. Bank Mega Tbk.	2,300	766.667	3,149	7,244	1	320	4	282	0.18	285	57
18. Bank Mutiara Tbk.	50	33.740	28,067	1,403	-	389	-	389	-	389	-
19. Bank Negara Indonesia Tbk.	1,980	9.028	15,121	29,940	8,398	31	12,753	27	220	25	241
20. Bank Nusantara Parahyangan Tbk.	1,300	293.474	313	407	2	314	3	289	0.02	343	7
21. Bank OCBC NISP Tbk.	1,000	571.396	5,756	5,756	153	196	113	156	0.08	307	54
22. Bank Pan Indonesia Tbk.	760	1,265.401	23,838	18,117	1,704	80	1,107	75	28	114	241
23. Bank Permata Tbk.	800	7.272	7,666	6,133	144	199	88	172	1	241	174
24. Bank Rakyat Indonesia Tbk.	7,650	874.286	12,212	93,422	5,146	40	32,540	5	291	17	241
25. Bank Swadesi Tbk.	600	447.995	859	516	-	389	-	389	-	389	-
26. Bank Tabungan Negara (Persero) Tbk.	840	105.000	8,623	7,244	760	125	637	89	13	153	7
27. Bank Tabungan Pensiunan Nasional Tbk.	3,900	136.842	934	3,645	217	181	487	95	4	206	198
28. Bank Victoria International Tbk.	138	113.198	3,812	526	1,191	102	154	142	17	142	218
29. Bank Windu Kentjana Int'l Tbk.	112	56.000	2,715	304	742	126	92	165	0.10	301	56
82 FINANCIAL INSTITUTION			11,752	10,166	3,116		2,061		115		
1. Adira Dinamika Multi Finance Tbk.	6,850	294.624	1,000	6,850	265	171	1,642	61	7	180	222
2. Batavia Prosperindo Finance Tbk.	140	127.273	1,000	140	144	200	18	245	1	247	60
3. BFI Finance Indonesia Tbk.	1,550	394.965	760	1,179	40	250	48	197	4	204	143
4. Buana Finance Tbk.	285	98.976	1,436	409	55	239	27	224	7	182	120
5. Central Omega Resources Tbk.	550	110.000	109	60	7	298	1	310	0.002	374	2
6. Clipan Finance Indonesia Tbk.	225	17.346	2,603	586	704	129	139	149	44	92	200
7. Danasupra Erapacific Tbk.	630	126.000	68	43	29	259	14	251	0.02	347	9
8. Indo Citra Finance Tbk.	500	18.750	48	24	0.01	380	0.003	383	0.001	382	1
9. Mandala Multifinance Tbk.	245	125.641	1,325	325	84	226	18	244	3	208	200
10. Trust Finance Indonesia Tbk.	375	220.588	400	150	17	276	6	276	0.01	368	3
11. Verena Oto Finance Tbk.	81	81.000	1,002	81	1,722	79	142	148	47	88	194
12. Wahana Ottomitra Multiartha Tbk.	160	22.857	2,000	320	50	243	7	273	1	239	158
83 SECURITIES COMPANY			9,840	2,025	2,646		301		36		
1. Asia Kapitalindo Securities Tbk.	113	56.500	720	81	0.12	354	0.01	370	0.10	298	34
2. HD Capital Tbk.	50	131.579	2,120	106	2,220	67	192	130	27	117	165
3. JJ NAB Capital Tbk.	460	230.000	273	126	97	218	13	254	0.08	311	29
4. Kresna Graha Sekurindo Tbk.	405	188.372	584	237	198	183	67	182	8	172	237
5. Panca Global Securities Tbk.	145	138.095	613	89	30	257	3	290	0.02	350	11
6. Panin Sekuritas Tbk.	510	370.909	720	367	48	244	19	241	1	250	160
7. Reliance Securities Tbk.	405	162.000	900	365	1	324	0.39	335	0.08	309	28
8. Trimegah Securities Tbk.	175	148.746	3,655	640	28	260	6	277	0.16	290	56
9. Yulie Sekurindo Tbk.	60	27.907	255	15	23	266	1	314	0.29	276	76
84 INSURANCE			31,389	5,157	16,248		1,754		138		
1. Asuransi Bina Dana Arta Tbk.	300	49.465	276	83	15	279	4	287	1	243	102
2. Asuransi Bintang Tbk.	290	109.765	174	51	0.38	336	0.13	345	0.02	340	13
3. Asuransi Dayin Mitra Tbk.	240	70.891	192	46	19	272	5	278	1	249	70
4. Asuransi Harta Aman Pratama Tbk.	114	207.877	500	57	27	261	2	299	0.50	266	93
5. Asuransi Jasa Tania Tbk.	420	140.000	300	126	2	317	1	331	0.002	374	2
6. Asuransi Multi Artha Guna Tbk.	95	90.476	1,219	116	422	148	36	212	17	145	208
7. Asuransi Ramayana Tbk.	990	131.670	80	79	0.06	364	0.05	356	0.03	333	23
8. Lippo General Insurance Tbk.	570	25.618	150	86	95	219	76	176	12	156	87
9. Maskapai Reasuransi Ind. Tbk.	285	24.446	388	111	15	280	2	300	0.16	291	67
10. Panin Insurance Tbk.	255	271.161	4,068	1,037	492	142	109	157	8	175	220
11. Panin Financial Tbk.	140	151.319	24,042	3,366	15,160	16	1,520	64	99	57	241
85 INVESTMENT FUND / MUTUAL FUND											
89 OTHERS			19,108	13,338	1,857		381		22		
1. Arthavest Tbk.	420	243.634	447	188	0.15	350	0.06	353	0.001	382	1

NUMBER OF LISTED SHARES, MARKET CAPITALIZATION AND TRADING

INDUSTRY CLASSIFICATION/ STOCK NAME	Close Price	Index	Listed Shares (Mill. Sh)	Market Cap. (Bill. Rp)	TOTAL TRADING 2009						Trading Days
					Volume (Million Shares)	Rank	Value (Billion Rp)	Rank	Freq. (Thou. X)	Rank	
2. Bhakti Capital Indonesia Tbk.	500	200.000	1,250	625	4	308	0.70	325	0.002	374	2
3. Capitalinc Investment Tbk.	900	2.832	729	656	242	175	203	126	0.29	277	69
4. Equity Development Investama Tbk.	80	6.436	5,226	418	58	237	8	272	4	203	128
5. Lippo Securities Tbk.	50	6.792	2,219	111	1,472	90	106	160	15	149	208
6. Matahari Department Store Tbk.	700	15.862	2,918	2,043	0.16	348	0.04	358	0.05	321	17
7. Pan Pacific International Tbk.	200	47.619	140	28	19	273	2	297	0.12	297	38
8. Sinar Mas Multiartha Tbk.	1,500	111.818	6,180	9,270	63	236	61	187	3	210	193
9. TRADE, SERVICES & INVESTMENT			230,573	125,537	362,481		68,149		2,822		
91 WHOLESALE (DURABLE & NON DURABLE GOODS)			31,004	71,033	29,997		28,693		1,111		
1. AGIS Tbk. [S]	83	89.604	5,501	457	1,386	91	149	143	44	93	236
2. Akbar Indo Makmur Stimec Tbk. [S]	115	46.000	110	13	11	283	2	307	1	264	75
3. AKR Corporindo Tbk.	1,170	884.020	3,138	3,672	1,966	72	1,846	58	70	73	241
4. Ancora Indonesia Resources Tbk.	540	1,351.047	1,244	672	704	128	355	105	21	131	200
5. Asia Natural Resources Tbk. [S]	104	26.296	2,275	237	9,561	27	1,562	62	267	18	223
6. Colorpak Indonesia Tbk.	1,670	835.000	306	512	1	332	1	316	0.02	343	13
7. Dayaindo Resources International Tbk. [S]	113	116.195	1,680	190	6,566	34	790	82	123	48	222
8. Dian Swastatika Sentosa Tbk.	5,600	373.333	771	4,315	651	133	1,018	78	1	248	12
9. Enseval Putera Megatrading Tbk. [S]	800	552.715	2,280	1,824	949	112	757	84	10	164	189
10. FKS Multi Agro Tbk.	940	752.000	480	451	44	248	41	206	1	244	137
11. Hexindo Adiperkasa Tbk. [S]	3,150	964.305	840	2,646	1,535	85	2,468	52	138	41	241
12. Inter Delta Tbk.	560	34.493	30	17	0.24	341	0.13	346	0.02	341	7
13. Intraco Penta Tbk. [S]	690	81.778	432	298	278	169	185	132	25	121	217
14. Lautan Luas Tbk.	750	132.203	780	585	1,579	83	1,284	71	83	64	239
15. Millennium Pharmacon International Tbk. [S]	111	72.806	728	81	110	214	13	255	0.05	319	22
16. Modern Internasional Tbk.	240	7.216	640	154	85	224	18	243	8	178	173
17. Multi Indocitra Tbk. [S]	265	54.082	600	159	183	189	40	208	8	171	188
18. Perdana Bangun Pusaka Tbk.	74	7.789	76	6	0.10	358	0.01	375	0.02	347	6
19. Singleterra Tbk. *	1,000	64.935	-	-	-	389	-	389	-	389	-
20. Sugi Samapersada Tbk. [S]	215	179.167	405	87	90	221	18	246	2	217	76
21. Tigaraksa Satria Tbk.	340	279.398	918	312	1	331	0.24	338	0.07	312	28
22. Tira Austenite Tbk.	1,740	78.092	59	102	0.01	379	0.01	371	0.01	360	5
23. Triwira Insanlestari Tbk. [S]	115	28.750	1,200	138	1,326	94	175	137	49	87	207
24. Tunas Ridean Tbk.	1,740	966.667	1,395	2,427	1,132	106	1,718	60	44	94	196
25. United Tractors Tbk.	15,500	17,738.613	3,327	51,567	1,649	82	16,246	19	208	27	241
26. Wahana Phonix Mandiri Tbk.	97	55.429	520	50	26	262	2	306	1	238	130
27. Wicaksana Overseas Int I Tbk.	50	2.585	1,269	63	163	194	8	269	6	187	122
93 RETAIL TRADE			28,366	18,563	5,573		1,889		86		
1. Ace Hardware Indonesia Tbk. [S]	1,510	184.146	1,715	2,590	311	164	304	108	1	235	188
2. Alfa Retailindo Tbk.	2,800	509.091	468	1,310	0.01	378	0.02	361	0.01	360	4
3. Catur Sentosa Adiprana Tbk. [S]	100	50.000	2,895	290	787	121	98	163	19	133	225
4. Courts Indonesia Tbk. *	100	100.000	-	-	-	389	-	389	-	389	-
5. Hero Supermarket Tbk. [S]	4,000	803.616	329	1,318	0.001	386	0.002	384	0.001	382	1
6. Kokoh Inti Arebama Tbk. [S]	144	84.706	850	122	377	154	40	207	23	125	158
7. Matahari Putra Prima Tbk. [S]	880	262.569	4,721	4,155	308	165	231	123	11	158	235
8. Metro Supermarket Realty Tbk. [S]	800	51.250	58	47	1	323	1	326	0.21	281	20
9. Mitra Adiperkasa Tbk.	620	99.200	1,660	1,029	224	179	89	171	8	173	214
10. Ramayana Lestari Sentosa Tbk. [S]	620	387.500	7,064	4,380	1,093	107	611	93	18	140	229
11. Rimo Catur Lestari Tbk. [S]	50	10.000	340	17	4	307	0.23	339	1	265	32
12. Sona Topas Tourism Industry Tbk. [S]	1,600	155.152	331	530	18	275	28	220	0.01	363	7
13. Sumber Alfaria Trijaya Tbk.	520	131.646	3,432	1,785	1,163	103	258	120	2	231	108
14. Toko Gunung Agung Tbk.	250	10.000	52	13	0.01	377	0.003	381	0.003	371	3
15. Trikonsel Oke Tbk.	220	97.778	4,450	979	1,288	97	228	124	4	205	148
94 RESTAURANT, HOTEL & TOURISM			18,055	15,524	5,352		594		131		
1. Anta Express Tour & Travel Service Tbk. [S]	165	132.000	570	94	1	329	0.15	343	0.19	284	33
2. Bayu Buana Tbk. [S]	150	18.502	353	53	369	156	78	174	23	127	169
3. Destinasi Tirta Nusantara Tbk.	125	62.500	715	89	94	220	22	233	5	197	144
4. Eaterainment International Tbk.	225	45.000	80	18	68	231	19	242	1	253	42
5. Fast Food Indonesia Tbk. [S]	5,200	1,824.561	446	2,321	1	325	3	291	0.10	298	50
6. Grahama Citrawisata Tbk.	860	86.000	59	51	-	389	-	389	-	389	-
7. Hotel Mandarine Regency Tbk.	102	92.727	1,213	124	26	263	3	294	1	250	121
8. Hotel Sahid Jaya Tbk.	400	18.588	1,119	448	180	190	60	188	19	137	216
9. Indonesian Paradise Property Tbk. [S]	125	119.048	1,594	199	1	322	0.15	342	0.02	353	6
10. Island Concepts Indonesia Tbk. [S]	470	796.610	250	118	7	294	4	285	0.09	302	44
11. Jakarta Setiabudi Internasional Tbk.	700	150.758	2,319	1,623	45	247	28	221	0.01	363	4
12. Mas Murni Indonesia Tbk. [S]	51	5.860	1,750	89	4,238	50	263	118	53	84	191

NUMBER OF LISTED SHARES, MARKET CAPITALIZATION AND TRADING

INDUSTRY CLASSIFICATION/ STOCK NAME	Close Price	Index	Listed Shares (Mill. Sh)	Market Cap. (Bill. Rp)	TOTAL TRADING 2009						Trading Days
					Volume (Million Shares)	Rank	Value (Billion Rp)	Rank	Freq. (Thou. X)	Rank	
13. Mas Murni Tbk. (Preferred Stock)	600	400.000	6	4	-	389	-	389	-	389	-
14. Panorama Sentrawisata Tbk. [S]	200	119.998	1,200	240	120	211	26	227	7	181	190
15. Pelita Sejahtera Abadi Tbk. [S]	185	74.000	30	6	-	389	-	389	-	389	-
16. Pembangunan Graha Lestari Indah Tbk. [S]	101	134.667	488	49	0.09	360	0.01	377	0.01	357	10
17. Pembangunan Jaya Ancol Tbk. [S]	510	99.512	1,600	816	99	217	51	194	10	162	209
18. Pioneerindo Gourmet International Tbk.	280	21.961	221	62	0.07	362	0.02	363	0.01	355	9
19. Plaza Indonesia Realty Tbk. [S]	2,500	1,037.387	3,550	8,875	1	327	1	313	0.09	305	21
20. Pudjiadi & Sons Estate Tbk.	930	75.138	130	121	0.09	360	0.07	352	0.003	371	3
21. Pudjiadi Prestige Tbk. [S]	245	27.440	280	69	101	216	37	211	12	157	123
22. Pusako Tarinka Tbk. [S]	700	107.692	82	57	-	389	-	389	-	389	-
95 ADVERTISING,PRINTING & MEDIA			22,653	5,577	8,654		1,981		152		
1. Abdi Bangsa Tbk. [S]	59	103.509	1,422	84	65	234	7	275	2	222	82
2. First Media Tbk.	960	192.000	829	796	0.004	382	0.004	379	0.002	374	2
3. Fortune Indonesia Tbk. [S]	90	69.231	465	42	47	246	5	279	4	199	164
4. Indosiar Karya Media Tbk.	111	20.145	2,026	225	143	201	24	231	2	225	155
5. Jasuindo Tiga Perkasa Tbk. [S]	510	226.667	354	181	50	242	19	239	2	226	69
6. Media Nusantara Citra Tbk. [S]	210	23.333	13,750	2,888	7,799	33	1,771	59	107	52	241
7. Star Pacific Tbk. [S]	137	4.226	1,170	160	288	167	70	179	18	138	201
8. Surya Citra Media Tbk. [S]	600	54.545	1,911	1,147	88	222	59	189	3	212	152
9. Tempo Inti Media Tbk. [S]	76	25.333	725	55	174	192	26	228	13	152	112
96 HEALTH CARE											
97 COMPUTER AND SERVICES			7,283	1,015	2,697		508		104		
1. Astra Graphia Tbk. [S]	315	65.309	1,349	425	973	110	285	112	43	95	241
2. Centrin Online Tbk. [S]	250	200.000	575	144	1	328	0.20	340	0.06	315	10
3. Dyviacom Intrabumi Tbk. [S]	350	140.000	184	64	5	304	2	303	0.003	371	2
4. Indoexchange Tbk.	95	7.600	270	26	7	296	1	319	0.35	274	40
5. Leo Investments Tbk. [S]	140	93.333	394	55	314	163	107	159	26	120	186
6. Limas Centric Indonesia Tbk.	50	15.714	788	39	403	149	22	234	8	177	169
7. Metrodata Electronics Tbk.	87	143.304	2,042	178	969	111	91	169	27	118	241
8. Myoh Teknologi Tbk. [S]	50	33.333	1,681	84	26	265	1	312	1	258	72
98 INVESTMENT COMPANY			122,892	13,794	310,200		34,483		1,238		
1. Alakasa Industrindo Tbk. [S]	800	26.936	102	81	0.001	385	0.001	386	0.002	374	2
2. Bakrie & Brothers Tbk.	85	2.923	93,722	7,966	284,959	1	28,575	8	856	2	241
3. Bhakti Investama Tbk.	199	145.489	7,237	1,440	1,798	76	260	119	19	135	239
4. Global Mediacom Tbk. [S]	210	170.926	13,763	2,890	12,695	20	3,661	45	160	37	236
5. Multipolar Tbk.	59	16.721	6,785	400	9,409	28	649	88	67	74	206
6. Polaris Investama Tbk.	810	191.006	1,184	959	1,340	93	1,338	69	136	42	163
7. Pool Advista Indonesia Tbk. [S]	565	22.958	100	57	-	389	-	389	-	389	-
99 OTHERS			320	30	8		1		1		
1. Gema Grahasarana Tbk.	95	42.222	320	30	8	293	1	330	1	261	51
TOTAL			1,465,655	2,019,375	1,467,659		975,135		20,977		

*) *Delisted*

GOING PUBLIC AND LISTING ON THE IDX

PREPARATION FOR GOING PUBLIC

A company intending to go public must fulfill the following requirements:

1. The management of the company should make a clear statement that there is a need to raise funds by going public.
2. The plan for going public must be proposed to a general meeting of shareholders for approval, and for the necessary amendments of the Articles of Association.
3. The company must appoint the capital market experts and supporting institutions to assist in preparation of the following documentations:
 - The underwriter to underwrite the offering and to assist the issuing company in the process of going public;
 - Experts:
 - Independent Auditor, to audit the Company's financial statements.
 - Notary Public, to prepare the amendments of the Articles of Association, the various agreements underlying the public offering, and minutes of meetings;
 - Legal Consultant, to provide the relevant Legal Opinion;
 - Appraisal Company, to appraise the fixed assets owned by the issuing company (if needed);
 - Supporting institutions:
 - Trustee to represent the interests of bond holders (for bond issues);
 - Guarantor;
 - Securities Administration Bureau;
 - Custodian.
4. Prepare all the documents required for the public offering.
5. Arrange a Preliminary Agreement with the Stock Exchange.
6. Public Expose.
7. Deliver the registration statement and supporting documentation to BAPEPAM-LK.

REGISTRATION AT BAPEPAM-LK

After fulfilling the administrative requirements, a Company going public should do the following steps:

1. Confirming that BAPEPAM-LK has received the statement of registration.
2. BAPEPAM-LK will study the documentation, which consists of:
 - a cover letter;
 - a Prospectus;
 - a Summary Prospectus to be used in the Public Offering;
 - a Preliminary Prospectus to be used for Book building (if any);
 - the proposed issue schedule;
 - a draft of the Securities certificate;
 - the audited financial statement;
 - a comfort letter from the Accountant with respect to changes after the date of the audited financial statements;
 - a written statement from the Issuer with regard to accounting matters;

- further information on a forecast and or projection, if included in the Prospectus;
- a legal audit report and opinion;
- the curriculum vitae of members of the board of commissioners and the board of directors;
- Underwriting agreements (if any);
- Trust Agent agreements (if any);
- Guarantee agreement (if any);
- a preliminary agreement with one or more Securities Exchange (if Securities are to be listed on Exchange(s));
- other information requested by Bapepam-LK as deemed necessary in reviewing the Registration Statement to the extent that it can be made available to the public without adversely affecting the interest of the prospective Issuer or others associated with the Public Offering process;
- a rating published by a Securities Rating Agency on bonds or other debt Securities;
- a statement concerning the completeness of the Public Offering documents from the Issuers, the Managing Underwriter(s), and Capital Market Supporting Professionals.

After receiving all required documents, BAPEPAM-LK will evaluate the application based on the following criteria:

1. Completeness of documentation;
2. Adequacy and clarity of information;
3. Disclosure of legal, accounting, financial and management aspects.

The summary/preliminary prospectus shall not be announced before BAPEPAM-LK statement that it is permitted to do so. If there is no response from BAPEPAM-LK within 45 days, the registration statement is automatically declared effective.

LISTING IN THE INDONESIA STOCK EXCHANGE (IDX)

Following the declaration of the effectiveness of the registration statement by BAPEPAM-LK, the next step is to conduct a public offering (primary market) by the issuer and the underwriter.

Before public offering, the issuer must do the following steps:

1. The issuer submits an application for stock exchange listing (using the form provided by IDX) and pays the registration fee for the listing application (for listed Stocks and Exchange Traded Fund);
2. The issuer conducts a company presentation to the IDX;
3. The IDX evaluates the application according to listing criteria. The IDX submits a rejection or gives a principal approval on listing application within a period of 10 exchange days from the date since the complete documents has been received by IDX;
4. If the application is approved, the Company can execute a preliminary agreement that states the Company's plan to list its shares in the IDX. This agreement is valid for up to 6 months, and can be extended, subject to prior approval from both parties;
5. The Registration Statement submitted to BAPEPAM-LK;
6. Once the Registration Statement submitted to BAPEPAM-LK has become effective, issuer must submit information and supporting documents to The IDX.
7. The IDX will announce the listing of the new securities at least 1 (one) exchange day prior to the commencement of the shares trading;
8. The securities are listed and ready for trading.

General Terms of Listing

1. Securities which can be listed at the IDX :
 - Stocks (Shares).
 - Equity-Type Securities other than Stock shall include: Pre-emptive Rights, warrant and its derivatives.
 - Bonds (Debt) and other Debt-Type Securities include: Sukuk (Syariah Bonds) and Asset Backed Securities
 - Exchange Traded Fund (Unit of Participation)
2. In relation to the orderly, fair and efficient securities trading, the Exchange is authorized to approve or reject the listing application including its placement on the Main Board or the Development Board.
3. The Listed Company must list all shares that are issued and fully paid-in (Company Listing), unless provided otherwise by prevailing laws and regulations.
4. Listing of stock resulting from the exercise of warrants, convertible bonds, ESOP/MSOP, pre-emptive Rights, must be done through Pre-Listing process. This means that the approval of the IDX should be sought first, prior to the issuance of stock resulting from the exercise of securities. The stock shall be effectively listed and traded at the Exchange after the issue of new shares. Each 1 (one) Equity-Type Securities other than Stock, which is listed at the Exchange shall give the right to its holder to obtain 1 (one) stock.
5. In the decision-making process related to the implementation of listing regulation, the Exchange may request any advice or consideration to the Securities Listing Committee.
6. A Listed Company is prohibited to change the nominal value of stock (stock split or reverse stock) for a period of at least 12 months since the first trading day for that particular stock.
An additional period of at least 12 months is required, if the Listed Company wishes to change the par value through stock splits or reverse stock splits

Listing Requirements for Stocks and Bonds

No.	Requirements for Stock	Requirements for Bonds
1.	Legal Entity in the form of Limited Liability Company (Perusahaan Terbatas = PT)	A Legal Entity
2.	The Registration Statement submitted to BAPEPAM-LK has become effective.	
3.	Not applicable	Rating of securities with minimum grade of BBB- (investment grade), minimum equity of IDR 20 billion, having been in operation for at least 3 (three) years, generated profit for recent 1 year period and audited financial report with minimum of qualified opinion for debt issuing company
4.	<p>If the Prospective Listed Company is a subsidiary or a holding company of the Listed Company, then:</p> <ul style="list-style-type: none"> ■ Upon termination of affiliation between a prospective Listed Company and a Listed Company, each company can continue to perform its operational activity pursuant to the appraisal of an independent party; ■ Pursuant to the proforma Financial Statement of a Listed Company, without having consolidated with 	Not applicable

No.	Requirements for Stock	Requirements for Bonds
	<p>the Financial Statement of the Prospective Listed Company, can fulfill the listing requirement;</p> <ul style="list-style-type: none"> ■ Pursuant to the proforma Financial Statement of the Prospective Listed Company, without being consolidated with the Financial Statement of the Listed Company, can fulfill the listing requirement. 	
5.	<p>A minimum of 30% of the Board of Commissioners should be comprised of Independent Commissioners, who may be appointed during the Company's General Shareholders' Meeting that is conducted just prior to the Company's listing. Such an appointment may become effective once the Company's listing is finalized;</p>	<p>A minimum of 1 of the Board of Commissioners should be comprised of Independent Commissioners</p>
6.	<p>A minimum of 1 unaffiliated Director of the Board of Directors. This Director may be appointed during the Company's General Meeting of Shareholders, prior to the Company's listing. Such an appointment may become effective once the Company's listing is finalized;</p>	<p>Not applicable</p>
7.	<p>An Unaffiliated Director is a Director who fulfills the following criteria</p> <ul style="list-style-type: none"> ■ Unaffiliated with any of the Controlling Shareholders of the Listed Company at least 6 months prior to the appointment. ■ Unaffiliated with any Commissioners or Members of the Board of Directors of the Listed Company; ■ Does not hold any positions as a Director in any other companies ■ Unaffiliated with any of the capital market supporting institutions or professions that rendered services to the Listed Company, at least within 6 months prior to the appointment. 	<p>Not applicable</p>
8.	<p>The Company should have already appointed an Audit Committee. A prospective Listed Company that have not yet appointed an Audit Committee is obliged to declare in a written statement, that an Audit Committee would be appointed no later than 6 months after the Company's listing at the IDX;</p>	
9.	<p>The Company should have already appointed a Corporate Secretary;</p>	
10.	<p>The minimum nominal value of a prospective Listed Company's shares is IDR 100 (one hundred rupiah);</p>	<p>Not applicable</p>
11.	<p>Members of The Board of Directors and the Board of Commissioners of the prospective Listed Company should be professionals with good reputations.</p>	

Procedures for Stock Listing at the Main and Development Board

No.	Requirements	Main Board: Minimum Requirements	Development Board: Minimum Requirements
1.	Registration Fee for the listing application	IDR 15 million	IDR 10 million
2.	The general listing requirements	Fulfill	Fulfill
3.	Operation period (in the same business core)	3 full consecutive years (36 months).	1 full consecutive years (12 months).
4.	Audited Financial Report	The covering period is 3 years	12 months
5.	Audit opinion of Financial Report	Standard Unqualified Opinion, for the last 2 financial years plus the latest interim Audited Financial Statement.	Standard Unqualified Opinion
6.	Net Tangible Asset	IDR 100 billion	IDR 5 billion
7.	Operating Income	Profit	Note
8.	Shares owned by the minority share holders	100 million shares or 35% of the paid-up capital	50 million shares or 35% of the paid-up capital
9.	Number of shareholders	1,000 shareholders	500 shareholders

Note:

Additional procedures for listing at the Development Board :

For a Prospective Listed Company which is suffering an operating loss or having negative profit or conducting its operation for less than 2 years, must :

- Obtain business profit and net profit in accordance with the financial projection at the end of the 2nd financial year of the listed date at the latest.
- Particularly for the Prospective Listed Company whose nature of business needs more time to reach a break even point (such as : infrastructure, hard plants plantation, concession of the Forest Management Rights or Industrial Plantation or other line of business which relates to the public services), obtain operating profit and net profit at the 6th financial years maximum.

Requirements of the Listing of Additional Shares

Additional shares derived from the ESOP/MSOP can be listed at the IDX upon fulfillment of the following requirements:

1. The implementation period of ESOP/MSOP is no more than twice in a year. The plan of the ESOP/MSOP implementation must be reported to the Exchange 5 (five) Exchange Days before the date of the ESOP/MSOP implementation.
2. The price of the ESOP/MSOP implementation should be at least 90% of the average closing price of the Listed Company's share, during 25 (twenty-five) Exchange Days in the Regular market, before reporting to the Exchange as referred to in Provision (1) above.
3. The ESOP/MSOP has been approved by the General Shareholders' Meeting.

Transfer of Board

Transfer of Board is possible from the Development Board to the Main Board. The requirements of the transfer are as follows:

1. The company has not made any changes with regard to its core business, at least during the last 36 (thirty-six) months.
2. The Audited Financial Statement obtain an Unqualified Opinion for the last 2 (two) financial years;
3. The company has Net Tangible Asset at least IDR 100 billion;
4. The company is not exposed under a condition and or occurrence and or lawsuit/legal case which has materially adverse effect to the going concern of the Listed Company.

Procedures for the transfer :

1. Submit an application of transfer of board to the IDX , completed with evidences of requirements fulfillment of the transfer of board;
2. The transfer of board shall be conducted by the Exchange every April and October.

Listing Requirements for ETF

1. The Registration Statement submitted to BAPEPAM-LK has become effective.
2. Listing proposal submitted by investment manager.
3. Minimum initial value of IDR 5 billion and maximum as stated in the prospectus.
4. Pay listing proposal registration fee of IDR 10 million.

Listing Requirements for ABS

1. The Registration Statement submitted to BAPEPAM-LK has become effective.
2. Audited ABS financial report with minimum of unqualified opinion.
3. Rating of securities with minimum grade of BBB- (investment grade).
4. Listing proposal submitted by investment manager.

LISTING FEES

Listing Fee for Shares

1. Initial listing fee:
 - a. The Initial listing fee is fixed at IDR 1 million for each multiplication of IDR 1 billion of the Share Capitalization Value, at the minimum of IDR 10 million and at the maximum of IDR 150 million.
 - b. In calculating the Share Capitalization Values, the multiplication of the share Capitalization Value which is less than IDR 1 billion shall be rounded up to IDR 1 billion.
 - c. In calculating the initial listing fee, the share price used to calculate the Share Capitalization Value of a Prospective Listed Company shall be as follows :
 - i. For a Prospective Listed Company, which is an Issuer, it shall be calculated in accordance with the initial offering price.
 - ii. For a Prospective Listed Company whose shares are listed at another Stock Exchange, it shall be calculated on the basis of the average share closing price of the Listed Company concerned on the Regular Market during 25 exchange days prior the approval of the application for listing by the Stock Exchange.

- iii. For a Prospective Listed Company which is a Public Company, it shall be calculated in the accordance with a fair price determined by an independent party.
 - iv. For a Prospective Listed Company which submits a relisting, it shall be calculated in accordance with a fair price which determined by an independent party or in accordance with the closing price of the company's shares during the delisting of its shares from the Securities list at the Exchange, whichever is higher.
- d. The Initial listing fee for the Relisting of the company's shares or which have been listed at another Stock Exchange, is determined to be IDR 1 million for each multiplication of IDR 1 billion of the Share Capitalization Value, at minimum IDR 10 million and at maximum IDR 150 million.
2. Annual Listing Fee
- a. The annual Listing of Shares fee is fixed at IDR 500,000.- for each multiplication of IDR 1 billion of the total paid-up capital of the Listed Company concerned, and at minimum of IDR 5 million and at maximum of IDR 100 million.
 - b. In calculating the annual listing fee, the multiplication of the paid-up capital which is less than IDR 1 billion will be rounded up to IDR 1 billion
3. Additional Listing Fee
- a. The Listing fee of additional shares including which are conducted by a Pre-Listing, is fixed at IDR 1 million for each multiplication of IDR 1 billion of the Share Capitalization Value, and at least IDR 10 million and at maximum of IDR 150 million.
 - b. In calculating the Share Capitalization Value referred to in letter 3.a, then :
 - the multiplication of the Share Capitalization Value which is less than IDR 1 billion shall be rounded up to IDR 1 billion.
 - The share price that is utilized for calculating the Share Capitalization Value shall be the closing price of shares of the relevant Listed Company at the Regular Market one Exchange Day prior to the date of approval of the additional shares listing.
4. Payment of Listing Fee.
- a. The Initial Listing Fee shall be imposed one time to the Prospective Listed Company, and shall be paid at the latest 2 (two) Exchange Days prior to the stipulated listing date.
 - b. The Annual Listing Fee must be paid in advance for a period of 12 months as of January to December, and shall be received by the IDX at the latest at the end of business day on January, with an exception for a Listed Company which has recently been listed :
 - The Annual Listing Fee shall be proportionally calculated, as of the month of the initial listing is conducted to December in relevant year.
 - The payment of the annual listing fee shall be conducted together with the initial listing fee at the latest 2 (two) exchange days prior to the proposed listing date.
 - c. The listing fee shall be subject to tax in accordance with the prevailing tax provisions.
 - d. The initial listing of additional shares must be paid to the Exchange at the latest 1 (one) exchange day prior to the date of the intended listing.
 - e. The delay of payment of an initial listing fee, annual listing fee and additional shares listing fee from the limit of time shall be subject to 2% penalty per month which proportionally calculated in accordance with the total days of the delay of the total outstanding.

Listing Fee for Bonds and ABS

1. Initial listing fee:
 - a. 0.025% of the nominal value that up to IDR 200 billion, with a minimum fee of IDR 10 million.
 - b. 0.024% of the nominal value more than IDR 200 billion to IDR 400 billion.
 - c. 0.023% of the nominal value more than IDR 400 billion to IDR 600 billion.
 - d. 0.022% of the nominal value more than IDR 600 billion with a maximum fee of IDR 150 million.

2. Annual Listing Fee:
 - a. 0.025% of the nominal value that up to IDR 200 billion, with a minimum fee of IDR 10 million.
 - b. 0.024% of the nominal value more than IDR 200 billion to IDR 400 billion.
 - c. 0.023% of the nominal value more than IDR 400 billion to IDR 600 billion.
 - d. 0.022% of the nominal value more than IDR 600 billion with a maximum fee of IDR 150 million.

Listing Fee for ETF

1. Initial listing fee of IDR 25 million.
2. Annual listing fee of IDR 25 million.

STOCK EXCHANGE REPORTING REQUIREMENTS

Listed Companies and ETFs are required to submit periodical reports and incidental reports to both BAPEPAM-LK and the IDX. All reports will be immediately published through electronic reporting system. Investors can obtain the reports directly from the IDX website.

Reporting Requirements for Share & Bond Listing Company

No.	Required Reporting	Deadline for Stock Issuer	Deadline for Bonds & Sukuk Issuer
1.	PERIODICAL REPORTS		
1.1.	Financial Reports		
	■ Annual Financial Statement	Audited statement by 90 days	
	■ Advertised annual financial statement	At least in 2 (two) widely circulating national newspaper.	
	■ (Quarterly & Mid-year financial statement)	Unaudited: 30 days, Limited Review: 60 days and Audited: 90 days	
	■ Advertised mid-year financial statement	At least in 1 (one) widely circulating national newspaper	
1.2.	Annual Report	Maximum 4 months after end of year book.	Maximum 5 months after end of year book for Debt Issuing Company
1.3.	Other Report		
	■ Exploration Report For Mining Company	Monthly. At the latest of the 12th	

No.	Required Reporting	Deadline for Stock Issuer	Deadline for Bonds & Sukuk Issuer
		day of the following month	
	■ Exploration Report for Listed Company which has subsidiary in the mining sector	Monthly. At the latest of the 12th day of the following month	
	■ The use of the IPO fund	Quarterly (March, June, September and December) and submitted to Bapepam and Exchange by the 15 th day of the following month.	
	■ Listed Company, which issues Convertible Bond, Warrant and other converted stocks	Periodically, after the conversion of Convertible Bond, Warrant and other converted stock	
	■ Corporate Action	At the latest the following exchange day after the listed company has decided to take such actions.	
2.	INCIDENTAL REPORTS		
	■ Each important event of relevance	As soon as possible, after the occurrence of the events.	
	■ Amendment to the Articles of Association	At the latest on the following exchange day after the report of the amendment to the articles of association	
	■ Planned of the General Meeting of Share/Bond Holders	Before advertised.	
	■ Change in Corporate Secretary, Public Accountant and Security Administration Bearau	At the latest on the following exchange day after the changes	
3.	PUBLIC EXPOSE		
	■ Annual Public Expose	At least once a year . Public expose can be held on the same day as the General Shareholders' Meeting.	
	■ Submission of the annual public expose plan	At the latest 10 (ten) exchange days before the date of the Public Expose held	
	■ Submission of the annual public expose materials	At the latest 3 (three) exchange days before the date of the Public Expose held	
	■ Submission of the Public Expose Reports to the Exchange	At the latest 3 (three) exchange days after the date of the Public Expose held	

Every reports must be sent in the forms of Printed original copy and Electronic Document (pdf-file format).

Reporting Requirements for ETF

No.	Required Reporting	Deadline
1.	Daily Reports, include :	
	■ Daily Net Asset Value	Every trading day at 16.30
	■ Daily Portfolio Composition	Every trading day at 16.30
	■ Number of Traded Unit of Participation	Every trading day at 16.30
	■ Changes of names and numbers of Participant Dealers	Every trading day at 16.30
2.	Monthly Report	5 (Five) days in the following month
3.	Annual Report	Maximum 3 months after end of year book.
4.	Incidental Reports	As soon as possible, after the occurrence of the events.

Reporting Requirements for ABS

No.	Required Reporting	Deadline
1.	PERIODICAL REPORT :	
	■ Annual Financial Statement	Audited statement by 90 days
	■ Mid-year financial statement	Unaudited: 30 days
	■ Monthly Report	Monthly base
	■ Investment Managers Annual Financial Statement	Audited statement by 90 days
2.	INCIDENTAL REPORTS	
	■ Replacement of Custody	Maximum 5 (five) exchange days after changing
	■ Replacement Investment Manages by BAPEPAM	Maximum 2 (two) exchange days after replacement request letter from BAPEPAM
	■ Resignation of Investment Manages	Resignation Plan : Maximum 60 (sixty) exchange days before resignation date Resignation Letter : Maximum 2 (two) exchange days after resignation date

IDX e-Reporting System

In December 2007, IDX implemented a new system called IDX e-Reporting or IDXNet. The system is an electronic-based reporting system to accommodate monitoring and communication activities between The IDX and the Listed Companies

The purposes of the IDX e-Reporting & Monitoring implementation are:

1. Any information submitted to the IDX e-Reporting will be simultaneously published on-line in the IDX Website.
2. As a facility for Listed Companies to keep track of their reporting historical files.
3. As a facility for IDX to monitor the reporting fulfillment of the Listed Companies.
4. As a facility for IDX to submit electronic letters to the Listed Companies.

Suspend

The IDX can suspend shares and bonds of the Listed Company for the following reasons:

1. The Listed Company's audited financial statements receive a Disclaimer Opinion for 2 (two) consecutive years or 1 (one) year Adverse Opinion. In this situation, the Listed Company must submit a written explanation to the IDX, detailing the reasons behind the audit opinions.
2. The Listed Company is declared as bankrupt by its creditors, or the Listed Company voluntarily requests a Suspension of Debt Payment.
3. The Listed Company fails to properly disclose important and relevant information, which may have materially significant impacts on share prices and investment decisions.
4. The shares of the Listed Company show the following behaviour: the share price significantly increasing or decreasing, or, the shares indicate an irregular trading patterns.

Sanctions

Sanctions for Share and Bond Issuing Company

1. There are sanctions for any violations of the IDX Regulations. The hierarchy of the sanctions are as follows:

No.	Stock	Bonds
1.	First written warning;	
2.	Second written warning;	
3.	Third written warning;	
4.	Fine, at the highest IDR 500 million. The fine must be deposited to the exchange account at the latest 15 calendar days after the sanctions is imposed;	Fine, at the highest IDR 10 million.
5.	Temporary suspension of shares trading.	

2. For the Listed Company who fails to submit the Financial Reports on time, there are several stages of warning before sanctions:

No.	Stock	Bonds
1.	First written warning, for the first 30 days overdue;	First written warning, for the first 3 days overdue;
2.	Second written warning and an IDR 50 million fine, for the second 30 days overdue;	Second written warning, for the 15 days overdue after First written warning;

No.	Stock	Bonds
3.	Third written warning and an IDR 150 million additional fine, for the third 30 days overdue;	Third written warning for the 15 days overdue after Second written warning;
4.	Temporary trading suspension may be imposed after 90 days overdue.	Temporary trading suspension may be imposed after 15 days overdue after Third written warning.

Sanctions for ETF

1. Written warning to Investment Manager who fails to meet the fee obligation.
2. Temporary trading suspension for mutual fund who fails to submit the reporting requirements.
3. Delisting of ETF

Sanctions for ABS

1. Written warning
2. A Fine (IDR 10 million maximum)
3. Temporary trading suspension for ABS.
4. Delisting of ABS

DELISTING

Delisting of Shares & Bonds

1. Delisting of a share from the list of stock securities that is listed at the exchange may occur if due to :
 - a. The application which is submitted by the relevant listed company (Voluntary Delisting).
 - b. The share is delisted by the exchange in accordance with the Exchange regulation (Forced Delisting).
 - c. The delisting of Bonds and Sukuk by the Stock Exchange when matured, put or call option exercised, converted into other securities, exchanged for other securities or early repayment.
2. The requirements for voluntary delisting:
 - a. Only for the Listed Companies who have been listed minimum for 5 years. Approved by the General Meeting of Shareholders.
 - b. If there are minority shareholders which disapprove the plan at the General Meeting of Shareholders, the Listed Company or the representative must buy the shares from the minority shareholders who disapprove the plan at the minimum of the highest price based on one of these prices: par value, the highest price at Regular Market for the past 2 years before the date of the General Meeting of Shareholders, or Fair value based on the independent party valuation (registered in BAPEPAM-LK, appointed by the listed company or the buyer and approved by the General Meeting of Shareholders).
 - c. For Bonds & Sukuk, Listed Company must had approval from General Meeting of Bondholder, and accomplish all their obligation to Stock Exchanges.

Delisting of ETF

Deletion of ETF from the Securities listed on the IDX occur because :

1. ETF fails to meet listing requirements.

2. Investment Manager of the Mutual Fund fails to meet the reporting requirements.
3. Investment Manager of the Mutual Fund fails to meet fee obligation.

Delisting of ABS

Deletion of ABS from the Securities listed on the IDX occur because :

1. An application for delisting shares submitted by the Investment Managers concerned (voluntary delisting) because of (1) early repayment (2) the nominal value of the securities decrease as low as 5% from first listed or the amount of the securities are Rp 1 Billion or less.
2. The delisting of shares by the Stock Exchange in line with the IDX regulation.

Delisting Procedures

Voluntary Delisting

The Listed Company must submit the delisting plan to the Exchange before publishing it to the public. The plan should include any reasons and purposes of the delisting, the shares buyers and the estimated prices for shares' buyback by Listed Company whom delisting their shares.

Forced Delisting

1. If a Listed Company meets at least one of the delisting criteria, then the hearing will be held.
2. If the IDX decides to delist the Company, then:
 - i. The IDX notifies the Listed Company to delete the listing of its shares, including the time schedule, on the same exchange day when the decision to delete is made, then copied to BAPEPAM-LK.
 - ii. The IDX announces the decision to delete a Listed Company's shares, including the time schedule. Following this decision, the announcement shall be conducted made on the latest on at the beginning commencement of the session one of the next exchange day.
 - iii. If necessary, the IDX may suspend the trading of the shares of the Listed Company. The suspension will be for 5 exchange days since the date of the announcement of the suspension. Then, the shares of the Listed Company may be traded on the IDX in a Negotiated Market for 20 exchange days since the date the suspension is terminated until prior of delisting date.
 - iv. Delisting is valid effectively on the date of the IDX Decision Letter and shall be announced at the exchange.

RELISTING (Only for Shares)

1. A Listed Company whose shares are previously delisted from the list of stock securities listed at the Exchange, may submit an application for relisting of its shares at the earliest 6 (six) months after delisting.
2. Generally, all of the requirements and the procedures for relisting are the same as those for the listing. The application for relisting, will be treated in the same way as an application for listing of new shares.

INITIAL PUBLIC OFFERING (IPO)

No.	CODE	Company Name	Established Date	Offering		Listing Date	Par Value (Rp)	Lead Underwriter	Business
				Shares Offered	Price (Rp)				
1.	AMRT	Sumber Alfaria Trijaya Tbk	15-May-89	343,177,000	395	15-Jan-09	100	PT Ciptadana Securities and PT Indo Premier Securities	Distribution and Retail Trading In Form Of Minimarket & Franchise
2.	TRIO	Trikomsel Oke Tbk	21-Aug-96	450,000,000	225	14-Apr-09	100	PT Mandiri Sekuritas and PT Sucorinvest Central Gani	Distribution and Retail Trading Telecommunication products
3.	BPFI	Batavia Prosperindo Finance Tbk	12-Dec-94	450,000,000	110	01-Jun-09	100	PT Panin Sekuritas Tbk	Financial Institution
4.	INVS	Inovisi Infracom Tbk	11-May-07	320,000,000	125	03-Jul-09	100	PT Investindo Nusantara Sekuritas & PT Reliance Securities Tbk	Mobile Telecommunication Infrastructure Systems
5.	GTBO	Garda Tujuh Buana Tbk	10-Jun-96	1,834,755,000	115	09-Jul-09	100	PT Bahana Securities	Coal Mining
6.	MKPI	Metropolitan Kentjana Tbk	29-Mar-72	95,000,000	2,100	10-Jul-09	100	PT Mandiri Sekuritas & PT Lautandhana Securindo (affiliated)	Property and Real Estate
7.	RINA	Katarina Utama Tbk	20-Jun-97	210,000,000	160	14-Jul-09	100	PT Optima Kharya Capital Securities	Installation, Testing, Commissioning Telecommunication Product
8.	BWPT	BW Plantation Tbk	06-Nov-00	1,211,009,000	550	27-Oct-09	100	PT BNP Paribas Securities Indonesia & PT Danareksa Sekuritas	Palm Oil Plantation
9.	DSSA	Dian Swastatika Sentosa Tbk	02-Aug-96	100,000,000	1,500	10-Dec-09	250	PT HD Capital Tbk, PT Sinarmas Sekuritas (affiliated), PT Victoria Sekuritas, PT Yulie Sekurindo Tbk	Trading, Electricity services and Property
10.	BCIP	Bumi Citra Permai Tbk	03-May-00	500,000,000	110	11-Dec-09	100	PT Pacific Capital, PT Panca Global Securities Tbk, PT Universal Broker Indonesia	Property
11.	NIKL	Pelat Timah Nusantara Tbk	19-Aug-82	504,670,000	325	14-Dec-09	100	PT Bahana Securities (affiliated)	Tinplate
12.	BBTN	Bank Tabungan Negara (Persero) Tbk	30-Nov-34	2,360,057,000	800	17-Dec-09	500	PT Mandiri Sekuritas (affiliated), PT CIMB Securities Indonesia	Banking
13.	GDST	Gunawan Dianjaya Steel Tbk	08-Apr-89	1,000,000,000	160	23-Dec-09	100	PT Dinamika Usahajaya	Hot rolled steel plate
TOTAL 2009				9,378,668,000					
1.	EMTK	Elang Mahkota Teknologi Tbk	03-Aug-83	512,730,000	720	12-Jan-10	200	PT Mandiri Sekuritas	Technology, Media, Telecommunication
2.	PTPP	PP (Persero) Tbk	26-Aug-53	1,038,976,500	560	09-Feb-10	100	PT Mandiri Sekuritas, PT Danareksa Sekuritas & PT DBS Vickers Securities Indonesia	Construction, Property & Infrastructure
3.	BIPI	Benakat Petroleum Energy Tbk	19-Apr-07	11,500,000,000	140	11-Feb-10	100	PT Danatama Makmur	Petroleum and Natural Gas Exploration, Production, Energy and Services
4.	TOWR	Sarana Menara Nusantara Tbk	02-Jun-08	112,232,500	1,050	08-Mar-10	500	PT Dinamika Usahajaya	Investment and Supporting Telecommunication Services
TOTAL 2010 *)				13,163,939,000					

Note: *) Q1-2010

DELISTED COMPANIES

No.	Code	Company Name	Date		Number of Listed Shares	Closing Price before Delisted		
			Established	Listing Date		Delisting Date	Closing (Rp)	Date
1.	JAKA	Jaka Inti Reallindo Tbk.	03-Feb-93	02-Aug-00	19-Feb-09	520,000,000	100	30-Jan-07
2.	APEX	Apexindo Pratama Duta Tbk. [S]	20-Jun-84	10-Jul-02	13-Apr-09	2,659,850,000	2,550	21-Jan-09
3.	JASS	Jasa Angkasa Semesta Tbk. [S]	31-Oct-86	03-Dec-07	01-Dec-09	442,144,722	50	03-Dec-07
4.	MACO	Courts Indonesia Tbk.	21-Jun-94	03-Dec-07	01-Dec-09	670,149,000	100	03-Dec-07
5.	SING	Singleterra Tbk.	21-Jul-73	03-Dec-07	01-Dec-09	7,971,707	1,000	03-Dec-07
6.	BUKK	Bukaka Teknik Utama Tbk.	25-Oct-78	03-Dec-07	01-Dec-09	140,612,000	305	03-Dec-07
7.	PROD	Sara Lee Body Care Indonesia Tbk. [S]	11-Aug-62	03-Dec-07	01-Dec-09	1,500,000	2,250	03-Dec-07
8.	SKBM	Sekar Bumi Tbk.	12-Apr-73	03-Dec-07	01-Dec-09	1,216,274,133	450	03-Dec-07
9.	TALFA	Tunas Alfin Tbk. (Share A)	16-May-77	03-Dec-07	01-Dec-09	1,350,000,000	10	03-Dec-07
10.	TALFB	Tunas Alfin Tbk. (Share B)	16-May-77	03-Dec-07	01-Dec-09	3,435,000	10	03-Dec-07
11.	DSUC	Daya Sakti Unggul Corporation Tbk.	28-Mar-80	25-Mar-97	09-Dec-09	500,000,000	230	28-Jul-09
12.	IATG	Infoasia Teknologi Global Tbk. [S]	22-Feb-95	15-Nov-01	29-Dec-09	899,973,500	184	25-Aug-08
13.	BATI	BAT Indonesia Tbk.	31-Mar-05	20-Dec-79	04-Jan-10	66,000,000	500	22-Dec-09

RIGHTS OFFERINGS

No.	Code	Company Name	Ratio	Shares Issued	Price (Rp)	Fund Raised	Ex Date	Rec. Date
1.	LPLI	Star Pacific Tbk. [S]	5 : 8	720,266,340	139	100,117,021,260	05-Dec-08	10-Dec-08
2.	BDMN	Bank Danamon Indonesia Tbk.	102 : 67	3,314,893,116	1,200	3,977,871,739,200	01-Apr-09	03-Apr-09
3.	INDX	Indoexchange Tbk.	20 : 24	147,198,000	250	36,799,500,000	26-May-09	28-May-09
4.	BACA	Bank Capital Indonesia Tbk.	1 : 2	3,021,764,416	101	305,198,206,016	02-Jul-09	06-Jul-09
5.	BKSW	Bank Kesawan Tbk.	100 : 25	125,304,750	320	40,097,520,000	06-Jul-09	09-Jul-09
6.	POOL	Pool Advista Indonesia Tbk. [S]	1 : 1	50,000,000	550	27,500,000,000	07-Jul-09	10-Jul-09
7.	BLTA	Berlian Laju Tanker Tbk.	3 : 1	1,392,310,059	425	591,731,775,075	09-Jul-09	13-Jul-09
8.	OKAS	Ancora Indonesia Resources Tbk.	9 : 2	226,111,111	520	117,577,777,720	25-Sep-09	29-Sep-09
9.	LPPF	Pacific Utama Tbk.	5 : 1	2,652,652,800	160	424,424,448,000	09-Nov-09	11-Nov-09
10.	AGRO	Bank Agroniaga Tbk.*	160 : 69	1,005,144,172	100	100,514,417,200	17-Nov-09	19-Nov-09
11.	EXCL	Excelcomindo Pratama Tbk.	5 : 1	1,418,000,000	2,000	2,836,000,000,000	24-Nov-09	26-Nov-09
TOTAL 2009				14,073,644,764		8,557,832,404,471		

1.	BBKP	Bank Bukopin Tbk.	20 : 1	286,050,768	415	118,711,068,720	07-Dec-09	09-Dec-09
2.	SDRA	Bank Himpunan Saudara 1906 Tbk.	2 : 1	750,000,000	140	105,000,000,000	16-Dec-09	21-Dec-09
3.	BKSL	Sentul City Tbk. [S] *	2 : 3	15,025,512,897	100	1,502,551,289,700	08-Jan-10	12-Jan-10
4.	AKRA	AKR Corporindo Tbk.	5 : 1	627,658,500	860	539,786,310,000	29-Jan-10	02-Feb-10
5.	ENRG	Energi Mega Persada Tbk.	11 : 20	26,183,297,040	185	4,843,909,952,400	11-Jan-10	13-Jan-10
6.	DEWA	Darma Henwa Tbk.	5 : 2	6,243,923,928	100	624,392,392,800	07-Jan-10	11-Jan-10
7.	UNSP	Bakrie Sumatra Plantations Tbk. [S] *	2 : 5	9,454,742,337	525	4,963,739,726,925	10-Feb-10	12-Feb-10
8.	CITA	Cita Mineral Investindo Tbk. [S]	1 : 2	2,247,156,600	100	224,715,660,000	03-Mar-10	05-Mar-10
9.	SULI	Sumalindo Lestari Jaya Tbk.	1 : 1	1,236,022,311	100	123,602,231,100	18-Mar-10	22-Mar-10
10.	BNII	Bank Internasional Indonesia Tbk.	8 : 1	6,253,554,529	225	1,407,049,769,025	06-Apr-10	08-Apr-10
11.	DILD	Intiland Development Tbk. [S] *	3 : 2	2,073,170,722	1,000	2,073,170,722,000	07-Apr-10	09-Apr-10
12.	MLPL	Multipolar Tbk. *	9 : 32	6,031,252,940	125	753,906,617,500	08-Apr-10	12-Apr-10
13.	KBLV	First Media Tbk. *	10 : 11	912,421,400	500	456,210,700,000	27-Apr-10	29-Apr-10
14.	INVS	Inovisi Infracom Tbk. *	100 : 85	782,000,000	125	97,750,000,000	05-May-10	07-May-10
TOTAL 2010 **)				78,106,763,972		17,834,496,440,170		

* + Warrant

**) until May 2010

FINANCIAL DATA & RATIOS

Financial Statement Date: December 2009 and Fiscal Year End: December

INDUSTRY CLASSIFICATION/ STOCK NAME	Total			Operating		Net	Pad-up Capital Mill. Sh	Annual EPS (Rp)	BV (Rp)	PER (X)	PBV (X)	DER (X)
	Assets	Liabilities	Equity	Sales	Profit	Income						
	(Billion Rp)											
1. AGRICULTURE								296	1,148	9.47	2.82	2.39
11 CROPS								25	339	53.44	3.98	0.34
1. BISI International Tbk. [S]	1,412	347	1,017	782	175	76	3,000	25	339	53.44	3.98	0.34
12 PLANTATION								271	1,342	13.21	2.40	0.77
1. Astra Agro Lestari Tbk. [S]	7,571	1,145	6,226	7,424	2,610	1,661	1,575	1,055	3,954	21.57	5.75	0.18
2. Bakrie Sumatera Plantations Tbk. [S]	5,072	2,401	2,670	2,325	470	253	3,788	67	705	8.69	0.82	0.90
3. BW Plantation Tbk.	1,623	717	905	584	259	167	4,037	41	224	12.54	2.32	0.79
4. Gozco Plantations Tbk. [S]	1,993	864	1,070	408	121	204	5,000	41	214	5.63	1.07	0.81
5. PP London Sumatera Tbk. [S]	4,852	1,039	3,813	3,200	1,019	707	1,365	518	2,795	16.11	2.99	0.27
6. Sampoerna Agro Tbk. [S]	2,262	475	1,766	1,816	460	282	1,890	149	934	18.11	2.89	0.27
7. SMART Tbk. [S]	10,211	5,411	4,796	14,201	1,110	748	2,872	261	1,670	9.79	1.53	1.13
8. Tunas Baru Lampung Tbk. [S]	2,786	1,788	994	2,784	281	138	4,173	33	238	13.28	1.85	1.80
13 ANIMAL HUSBANDRY								1,157	2,929	0.54	3.15	10.06
1. Cipendawa Tbk. [S]	29	27	1	43	-10	-11	34	-309	42	-0.74	5.46	18.95
2. Multibreeder Adirama Ind. Tbk.	944	507	436	1,483	247	197	75	2,623	5,817	1.83	0.83	1.16
14 FISHERY								-21	70	-6.06	3.85	3.07
1. Central Proteinaprima Tbk.	8,702	5,482	3,211	6,833	-190	-217	40,470	-5	79	-11.18	0.76	1.71
2. Dharma Samudera Fishing I. Tbk. [S]	139	122	16	167	-90	-99	1,857	-54	9	-0.93	5.68	7.48
3. Inti Agri Resources Tbk. [S] *)	413	5	408	27	-10	-9	3,360	-3	121	-230.18	5.11	0.01
15 FORESTRY												
19 OTHERS								-6	72	-15.57	1.22	0.01
1. Bumi Teknokultura Unggul Tbk. [S]	80	1	79	10	-6	-6	1,103	-6	72	-15.57	1.22	0.01
2. MINING								208	1,148	18.50	2.52	1.33
21 COAL MINING								412	1,807	13.54	3.18	1.25
1. Adaro Energy Tbk.	42,465	24,953	17,445	26,938	9,928	4,367	31,986	137	545	12.67	3.17	1.43
2. ATPK Resources Tbk. **)	180	36	150	0.32	-16	-15	831	-25	181	-9.18	1.24	0.24
3. Bayan Resources Tbk.	7,181	4,707	2,415	7,753	365	136	3,333	41	725	138.19	7.80	1.95
4. Bumi Resources Tbk. [S]	69,907	54,846	13,876	30,367	6,021	1,797	19,404	93	715	26.19	3.39	3.95
5. Darma Henwa Tbk.	4,360	1,768	2,582	1,900	45	-17	15,610	-1	165	-121.82	0.82	0.68
6. Garda Tujuh Buana Tbk.	445	192	253	-	-8	-9	2,500	-4	101	-19.31	0.71	0.76
7. Indo Tambangraya Megah Tbk. [S]	11,306	3,878	7,428	14,228	4,111	3,165	1,130	2,801	6,574	11.35	4.84	0.52
8. Perdana Karya Perkasa Tbk. [S]	486	298	188	384	46	19	600	32	313	9.54	0.99	1.59
9. Petrosea Tbk. [S]	1,835	1,080	755	1,621	373	15	101	149	7,483	69.60	1.38	1.43
10. Resource Alam Indonesia Tbk. [S]	273	122	151	407	45	32	250	128	603	17.19	3.65	0.81
11. Tambang Batubara Bkt Asam Tbk. [S]	8,079	2,293	5,701	8,948	3,548	2,728	2,304	1,184	2,474	14.57	6.97	0.40
22 CRUDE PETROLEUM & NATURAL GAS PRODUCTION								-19	587	10.67	1.24	1.89
1. Benakat Petroleum Energy Tbk.	1,979	63	1,868	158	-1	7	-	-	-	-	-	0.03
2. Elnusa Tbk. [S]	4,210	2,286	1,910	3,662	276	466	7,299	64	262	5.56	1.36	1.20
3. Energi Mega Persada Tbk.	10,252	8,478	1,741	1,444	27	-1,729	14,401	-120	121	-1.61	1.60	4.87
4. Medco Energi Internasional Tbk.	19,248	12,384	6,686	6,299	681	181	3,332	54	2,006	45.00	1.22	1.85
5. Radian Utama Interinsco Tbk.	563	352	211	1,038	55	19	770	24	274	7.57	0.67	1.67
6. Ratu Prabu Energi Tbk.	1,176	747	429	483	67	-180	1,568	-115	273	-3.17	1.33	1.74
23 METAL AND MINERAL MINING								81	844	27.44	2.54	0.41
1. Aneka Tambang (Persero) Tbk. [S]	9,940	1,748	8,149	8,711	588	604	9,538	63	854	34.73	2.58	0.21
2. Cita Mineral Investindo Tbk. [S]	745	272	381	578	25	41	1,124	37	339	20.40	2.21	0.71
3. International Nickel Indonesia Tbk. [S]	19,224	4,308	14,916	7,178	2,187	1,608	9,936	162	1,501	22.56	2.43	0.29
4. Timah (Persero) Tbk. [S]	4,856	1,425	3,430	7,710	689	314	5,033	62	682	32.08	2.93	0.42
24 LAND / STONE QUARRYING								6	72	37.80	2.22	1.74
1. Central Korporindo Int'l Tbk. [S]	878	223	656	352	11	3	4,247	1	154	92.58	0.39	0.34
2. Citatah Tbk.	190	127	62	149	5	17	1,231	14	51	5.01	1.34	2.04
3. Mitra Investindo Tbk.	109	81	29	68	0.46	9	2,566	3	11	15.82	4.94	2.83
29 OTHERS												
3. BASIC INDUSTRY AND CHEMICALS								238	1,105	9.88	1.37	1.36
31 CEMENT								475	1,684	15.03	4.23	0.56
1. Holcim Indonesia Tbk.	7,265	3,949	3,315	5,944	1,398	896	7,663	117	433	13.26	3.58	1.19
2. Indocement Tunggal Prakarsa Tbk. [S]	13,276	2,572	10,681	10,576	3,693	2,747	3,681	746	2,901	18.36	4.72	0.24
3. Semen Gresik (Persero) Tbk. [S]	12,951	2,633	10,198	14,388	4,343	3,326	5,932	561	1,719	13.46	4.39	0.26

FINANCIAL DATA & RATIOS

Financial Statement Date: December 2009 and Fiscal Year End: December

INDUSTRY CLASSIFICATION/ STOCK NAME	Total			Operating	Net	Pad-up Capital Mill. Sh	Annual EPS (Rp)	BV (Rp)	PER (X)	PBV (X)	DER (X)	
	Assets	Liabilities	Equity	Sales	Profit							Income
	(Billion Rp)											
32 CERAMICS, GLASS, PORCELAIN							820	2,035	6.45	1.94	1.63	
1. Arwana Citramulia Tbk. [S]	823	474	343	714	126	64	1,835	35	187	4.28	0.80	1.38
2. Asahimas Flat Glass Tbk. [S]	1,972	443	1,529	1,913	92	67	434	155	3,524	11.93	0.53	0.29
3. Intikeramik Alamasri Industri Tbk.	765	454	307	226	-4	-36	654	-54	470	-20.21	2.34	1.48
4. Keramika Indonesia Assosiasi Tbk.	1,321	1,144	149	360	36	27	8,425	3	18	40.08	7.33	7.65
5. Mulia Industrindo Tbk.	3,239	6,759	-3,520	3,165	37	1,442	1,323	1,090	-2,661	0.30	-0.12	-1.92
6. Surya Toto Indonesia Tbk.	1,011	482	529	980	213	183	50	3,691	10,673	2.30	0.80	0.91
33 METAL AND ALLIED PRODUCTS							322	1,342	14.07	1.13	1.56	
1. Alumindo Light Metal Industry Tbk.	1,482	1,020	462	1,754	7	26	308	85	1,500	6.93	0.39	2.21
2. Betonjaya Manunggal Tbk. [S]	70	5	65	133	17	9	180	52	359	5.27	0.77	0.08
3. Citra Tubindo Tbk. [S]	1,871	854	1,004	2,237	208	133	800	167	1,256	18.61	2.47	0.85
4. Gunawan Dianjaya Steel Tbk.	971	496	474	1,642	-273	-150	8,200	-18	58	-6.39	2.02	1.05
5. Indal Aluminium Industry Tbk.	470	407	64	471	38	-13	158	-81	403	-2.66	0.53	6.38
6. Itamaraya Gold Industry Tbk. [S]	14	5	9	8	-4	2	34	63	256	15.91	3.91	0.59
7. Jakarta Kyoei Steel Works Ltd Tbk.	271	683	-412	206	11	7	150	45	-2,745	1.85	-0.03	-1.66
8. Jaya Pari Steel Tbk. [S]	354	82	272	303	20	2	750	3	362	103.66	0.73	0.30
9. Lion Metal Works Tbk. [S]	271	44	228	198	44	34	52	646	4,379	3.25	0.48	0.19
10. Lion Mesh Prima Tbk. [S]	73	33	40	125	4	2	10	250	4,138	9.60	0.58	0.83
11. Pelangi Indah Canindo Tbk.	543	379	164	607	54	13	568	22	288	9.88	0.76	2.32
12. Pelat Timah Nusantara Tbk.	608	181	427	1,180	67	42	2,523	17	169	15.92	1.56	0.42
13. Tembaga Mulia Semanan Tbk.	996	867	129	2,715	22	54	18	2,931	7,024	1.11	0.46	6.72
34 CHEMICALS							107	912	12.44	1.17	0.77	
1. Barito Pacific Tbk. [S]	16,375	7,574	6,467	14,393	1,122	547	6,980	78	927	16.96	1.44	1.17
2. Budi Acid Jaya Tbk.	1,599	816	744	1,782	154	146	3,757	39	198	5.64	1.11	1.10
3. Duta Pertiwi Nusantara Tbk. [S]	143	28	108	93	7	7	331	22	326	21.38	1.41	0.26
4. Ekadharna International Tbk. [S]	165	76	70	205	26	16	559	29	124	4.25	1.01	1.10
5. Eterindo Wahanatama Tbk. [S]	536	271	264	765	12	10	968	11	273	19.06	0.75	1.03
6. Indo Acidatama Tbk. [S]	414	195	218	353	44	25	6,020	4	36	15.89	1.85	0.89
7. Intanwijaya Internasional Tbk. [S]	158	9	149	70	4	-9	181	-48	823	-4.09	0.24	0.06
8. Sorini Agro Asia Corporindo Tbk.	1,263	522	673	1,471	286	158	905	174	743	9.42	2.21	0.78
9. Tri Polyta Indonesia Tbk. [S]	2,748	962	1,786	4,740	783	483	728	663	2,452	3.32	0.90	0.54
10. Unggul Indah Cahaya Tbk. [S]	2,251	1,000	1,232	2,658	39	39	383	103	3,214	23.41	0.75	0.81
35 PLASTICS & PACKAGING							51	496	4.94	0.91	0.99	
1. Aneka Kemasindo Utama Tbk. [S]	32	13	20	3	-5	-6	230	-25	85	-6.09	1.77	0.67
2. Argha Karya Prima Industries Tbk. [S]	1,588	756	776	1,386	189	95	680	139	1,141	4.31	0.53	0.98
3. Asiaplast Industries Tbk.	302	147	156	285	35	30	1,300	23	120	2.67	0.52	0.94
4. Berlina Tbk. [S]	507	306	180	537	49	20	138	147	1,302	4.09	0.46	1.70
5. Dynaplast Tbk.	1,291	725	439	1,492	139	66	315	208	1,396	3.84	0.57	1.65
6. Kageo Igar Jaya Tbk. [S]	318	61	207	501	41	25	1,050	24	197	5.90	0.70	0.29
7. Sekawan Intipratama Tbk.	147	54	74	160	14	3	600	5	123	13.26	0.56	0.73
8. Siwani Makmur Tbk. [S]	53	33	20	2	-16	-10	93	-108	219	-1.27	0.63	1.64
9. Titan Kimia Nusantara Tbk. [S]	3,121	1,580	1,541	4,066	361	351	5,566	63	277	3.17	0.72	1.02
10. Trias Sentosa Tbk. [S]	1,922	777	1,145	1,572	163	144	2,808	51	408	4.29	0.54	0.68
11. Yanaprima Hastapersada Tbk. [S]	191	67	124	279	31	19	668	28	185	20.18	3.02	0.55
36 ANIMAL FEED							278	597	6.19	1.71	2.33	
1. Charoen Pokphand Indonesia Tbk.	5,349	2,398	2,933	14,559	2,057	1,613	3,285	491	893	4.58	2.52	0.82
2. JAPFA Comfeed Indonesia Tbk.	6,070	3,700	2,102	14,340	1,376	814	2,072	393	1,014	3.56	1.38	1.76
3. Malindo Feedmill Tbk.	885	767	121	1,869	132	76	339	224	356	4.02	2.53	6.35
4. Sierad Produce Tbk. [S]	1,641	462	1,179	3,243	73	37	9,391	4	126	12.62	0.40	0.39
37 WOOD INDUSTRIES							-36	160	0.66	1.30	5.62	
1. Sumalindo Lestari Jaya Tbk.	2,010	1,735	221	667	-201	-104	1,236	-84	179	-4.46	2.10	7.85
2. Tirta Mahakam Resources Tbk.	628	485	143	622	1	12	1,012	12	142	5.79	0.50	3.38
38 PULP & PAPER							21	1,413	12.04	0.85	0.77	
1. Fajar Surya Wisesa Tbk.	3,671	2,087	1,585	2,733	425	277	2,478	112	639	14.33	2.50	1.32
2. Indah Kiat Pulp & Paper Corp Tbk.	54,839	36,048	18,789	16,728	-41	-1,495	5,471	-273	3,434	-6.37	0.51	1.92
3. Kertas Basuki Rachmat Indonesia Tbk.	1,099	573	524	109	-35	20	3,860	5	136	61.29	2.36	1.09
4. Suparma Tbk.	1,433	744	689	1,020	64	27	1,492	18	462	11.36	0.44	1.08
5. Surabaya Agung Industry Pulp Tbk.	2,414	3,225	-811	453	-50	336	3,451	97	-235	1.16	-0.48	-3.98
6. Pabrik Kertas Tjiwi Kimia Tbk.	22,241	16,111	6,129	11,075	1,130	299	1,336	224	4,589	8.05	0.39	2.63
7. Toba Pulp Lestari Tbk. [S]	2,798	1,613	1,186	743	-67	-52	1,373	-38	863	-5.54	0.24	1.36
39 OTHERS												

FINANCIAL DATA & RATIOS

Financial Statement Date: December 2009 and Fiscal Year End: December

INDUSTRY CLASSIFICATION/ STOCK NAME	Total			Operating	Net	Pad-up Capital Mill. Sh	Annual EPS (Rp)	BV (Rp)	PER (X)	PBV (X)	DER (X)	
	Assets	Liabilities	Equity	Sales	Profit							Income
	(Billion Rp)											
4. MISCELLANEOUS INDUSTRY							-52	1,554	4.30	2.10	4.08	
41 MACHINERY AND HEAVY EQUIPMENT												
42 AUTOMOTIVE AND COMPONENTS							733	3,346	3.58	1.22	2.21	
1. Allbond Makmur Usaha Tbk.	27	14	13	-	-2	-3	301	-9	43	-9.72	2.12	1.07
2. Astra International Tbk. [S]	88,938	40,006	39,894	98,526	12,756	10,040	4,048	2,480	9,854	13.99	3.52	1.00
3. Astra Otoparts Tbk. [S]	4,645	1,262	3,209	5,266	420	768	771	996	4,161	5.77	1.38	0.39
4. Gajah Tunggal Tbk.	8,877	6,206	2,671	7,936	1,145	905	3,485	260	766	1.64	0.55	2.32
5. Goodyear Indonesia Tbk. [S]	1,128	712	415	1,293	128	121	41	2,953	10,131	3.25	0.95	1.71
6. Indo Kordsa Tbk. [S]	1,350	225	982	1,501	154	72	450	160	2,182	9.05	0.66	0.23
7. Indomobil Sukses Internasional Tbk. **)	5,150	4,536	387	4,823	33	134	997	180	389	4.79	2.21	11.71
8. Indospring Tbk.	621	455	166	720	25	59	38	1,567	4,415	0.80	0.28	2.75
9. Multi Prima Sejahtera Tbk. [S]	138	45	93	58	7	10	21	481	4,368	2.29	0.25	0.49
10. Multistrada Arah Sarana Tbk. [S]	2,536	1,076	1,460	1,691	231	175	6,119	29	239	7.17	0.86	0.74
11. Nipress Tbk. **)	286	156	129	194	9	6	20	407	6,471	3.56	0.22	1.21
12. Prima Alloy Steel Universal Tbk.	421	342	79	161	-6	-36	588	-62	134	-1.93	0.89	4.36
13. Selamat Sempurna Tbk. [S]	942	398	498	1,375	190	133	1,440	92	346	8.13	2.17	0.80
43 TEXTILE, GARMENT							-747	24	0.39	3.69	6.70	
1. APAC Citra Centertex Tbk.	1,803	1,721	23	1,488	-64	13	1,467	9	16	5.78	3.35	75.61
2. Argo Pantex Tbk.	1,461	1,424	37	755	-127	-76	336	-226	109	-5.76	11.88	38.79
3. Centex Tbk. ***)	348	317	31	249	-34	-48	4	-13,620	8,793	-0.19	0.30	10.30
4. Centex Tbk. (Seri B)***)	348	317	31	249	-34	-48	7	-7,334	4,735	-0.68	1.06	10.30
5. Delta Dunia Makmur Tbk. [S]	6,571	6,370	193	6,351	1,236	-160	6,790	-24	28	-71.68	59.51	33.04
6. Eratex Djaja Tbk. **)	97	245	-148	216	-26	-14	98	-187	-1,504	-0.45	-0.06	-1.66
7. Ever Shine Tex Tbk. [S]	519	262	257	540	2	8	2,015	4	127	13.37	0.40	1.02
8. Hanson International Tbk.	1	147	-146	0.00	-1	14	5,214	3	-28	18.69	-1.78	-1.01
9. Hanson International Tbk. (Seri B)	1	147	-146	0.00	-1	14	1,121	12	-130	4.02	-0.38	-1.01
10. Indorama Syntetics Tbk. [S]	5,141	2,733	2,408	4,622	39	107	654	164	3,680	2.87	0.13	1.14
11. Karwell Indonesia Tbk.	102	191	-89	71	-19	-7	587	-12	-151	-15.21	-1.19	-2.15
12. Nusantara Inti Corpora Tbk. [S]	310	74	128	125	4	2	75	28	1,697	4.45	0.07	0.58
13. Pan Brothers Tbk.	820	688	132	1,594	45	33	445	75	295	1.81	0.46	5.23
14. Pania Filament Inti Tbk.	464	501	-38	247	-65	-14	1,611	-8	-23	-29.49	-10.70	-13.31
15. Pania Indosyntex Tbk. [S] *)	1,090	542	547	937	2	1	1,533	0.37	357	642.00	0.66	0.99
16. Polychem Indonesia Tbk.	3,720	2,630	1,090	3,143	-25	54	3,889	14	280	9.68	0.48	2.41
17. Asia Pacific Fibers Tbk.	4,570	12,450	-7,880	3,520	-314	1,183	2,377	498	-3,315	0.26	-0.04	-1.58
18. Ricky Putra Globalindo Tbk. [S]	600	272	324	508	8	4	642	6	506	35.03	0.39	0.84
19. Roda Vivatex Tbk. [S]	651	117	534	236	111	103	269	382	1,986	3.67	0.71	0.22
20. Sunson Textile Manufacturer Tbk.	877	564	313	427	7	31	1,171	27	268	9.40	0.93	1.80
21. Teijin Indonesia Fiber Tbk.	1,752	1,909	-157	2,323	-109	-163	2,964	-55	-53	-5.64	-5.84	-12.14
22. Unitex Tbk.	144	282	-138	146	-10	31	8	3,802	-17,137	0.97	-0.22	-2.04
44 FOOTWEAR							1,404	6,935	-0.94	-1.41	-1.42	
1. Primarindo Asia Infrastructure Tbk.	95	297	-202	242	16	12	86	143	-2,349	6.27	-0.38	-1.47
2. Sepatu Bata Tbk. [S]	417	115	301	598	75	53	13	4,075	23,180	8.83	1.55	0.38
3. Surya Intrindo Makmur Tbk.	60	87	-27	4	-8	-8	1,000	-8	-27	-17.93	-5.40	-3.18
45 CABLE							60	803	21.62	0.82	1.78	
1. GT Kabel Indonesia Tbk. [S]	491	261	230	822	34	21	4,007	5	57	10.84	0.98	1.14
2. Jembo Cable Company Tbk.	587	485	103	763	23	16	151	105	678	4.68	0.72	4.73
3. Kabelindo Murni Tbk. [S]	355	131	223	301	8	2	1,120	2	199	75.98	0.58	0.59
4. Sucaco Tbk.	1,043	664	375	1,510	28	18	206	90	1,824	14.58	0.72	1.77
5. Sumi Indo Kabel Tbk. [S]	562	70	492	862	84	29	306	94	1,608	17.26	1.01	0.14
6. Voksel Electric Tbk. [S]	1,238	862	375	1,729	82	54	831	64	452	6.36	0.91	2.30
46 ELECTRONICS							-20	264	-5.12	0.40	0.93	
1. Sat Nusapersada Tbk. [S]	900	433	467	2,007	-39	-36	1,771	-20	264	-5.12	0.40	0.93
49 OTHERS												
5. CONSUMER GOODS INDUSTRY							5,845	13,380	20.06	3.66	1.45	
51 FOOD AND BEVERAGES							2,489	7,490	13.08	4.73	1.99	
1. Akasha Wira International Tbk.	178	110	68	134	5	16	590	28	116	23.13	5.53	1.61
2. Aqua Golden Mississippi Tbk. [S]	1,147	481	657	2,734	127	96	13	7,287	49,908	33.59	4.91	0.73
3. Cahaya Kalbar Tbk.	568	267	302	1,195	93	49	298	166	1,013	8.96	1.47	0.89
4. Davomas Abadi Tbk.	2,806	2,359	447	406	-1,058	-227	12,404	-18	36	-2.74	1.39	5.28
5. Delta Jakarta Tbk.	760	161	590	741	161	127	16	7,900	36,859	7.85	1.68	0.27
6. Indofood Sukses Makmur Tbk.	40,383	24,887	10,155	37,141	5,004	2,076	8,780	236	1,157	15.02	3.07	2.45

FINANCIAL DATA & RATIOS

Financial Statement Date: December 2009 and Fiscal Year End: December

INDUSTRY CLASSIFICATION/ STOCK NAME	Total			Operating	Net	Pad-up Capital Mill. Sh	Annual EPS (Rp)	BV (Rp)	PER (X)	PBV (X)	DER (X)	
	Assets	Liabilities	Equity	Sales	Profit							Income
	(Billion Rp)											
7. Mayora Indah Tbk. [S]	3,246	1,623	1,582	4,777	613	372	767	485	2,063	9.27	2.18	1.03
8. Multi Bintang Indonesia Tbk.	993	888	105	1,616	513	340	21	16,158	4,993	10.95	35.45	8.44
9. Prashidha Aneka Niaga Tbk.	354	181	125	592	43	32	1,440	23	87	4.88	1.26	1.44
10. Sekar Laut Tbk. [S]	196	83	113	276	2	13	691	19	164	8.09	0.91	0.73
11. Siantar TOP Tbk. [S]	549	144	405	627	40	41	1,310	31	309	7.97	0.81	0.36
12. Tiga Pilar Sejahtera Food Tbk.	1,347	918	428	533	105	38	1,672	23	256	15.71	1.39	2.14
13. Ultra Jaya Milk Tbk. [S]	1,733	538	1,192	1,614	127	61	2,888	21	413	27.39	1.41	0.45
52 TOBACCO MANUFACTURERS								103	3,507	48.23	2.95	1.22
1. BAT Indonesia Tbk. **)	400	276	123	314	-75	-126	66	-2,549	1,869	-1.96	2.67	2.24
2. Gudang Garam Tbk.	27,231	8,848	18,302	32,973	5,207	3,456	1,924	1,796	9,512	12.00	2.27	0.48
3. HM Sampoerna Tbk.	17,716	7,251	10,462	38,972	7,298	5,087	4,383	1,161	2,387	8.96	4.36	0.69
4. Bentoel International Investama Tbk.	4,303	2,547	1,755	6,082	265	25	6,733	4	261	173.91	2.49	1.45
53 PHARMACEUTICALS								15,907	32,310	21.01	2.14	1.37
1. Taisho Pharmaceutical I. Tbk. [S]	319	55	263	420	190	131	9	14,163	28,426	0.74	0.37	0.21
2. Taisho Pharmaceutical I. Tbk. (PS) [S]	319	55	263	420	190	131	1	135,040	271,037	1.01	0.50	0.21
3. Darya-Varia Laboratoria Tbk. [S]	784	229	555	869	119	72	560	129	991	11.86	1.54	0.41
4. Indofarma Tbk.	728	429	299	1,125	46	2	3,099	1	96	121.02	0.86	1.44
5. Kalbe Farma Tbk. [S]	6,482	1,692	4,310	9,087	1,566	929	10,156	91	424	14.21	3.06	0.39
6. Kimia Farma (Persero) Tbk. [S]	1,563	567	995	2,854	112	63	5,554	11	179	11.28	0.71	0.57
7. Merck Tbk. [S]	434	80	354	751	201	147	22	6,549	15,812	12.22	5.06	0.23
8. Pyridam Farma Tbk. [S]	100	27	73	132	7	4	535	7	136	15.60	0.81	0.37
9. Schering Plough Indonesia Tbk.	206	187	20	285	36	11	4	2,997	5,463	13.01	7.14	9.49
10. Tempo Scan Pacific Tbk. [S]	3,263	820	2,409	4,498	446	360	4,500	80	535	9.13	1.36	0.34
54 COSMETICS AND HOUSEHOLD								356	1,868	16.27	8.38	0.43
1. Mandom Indonesia Tbk. [S]	995	114	881	1,389	185	125	201	620	4,381	13.07	1.85	0.13
2. Mustika Ratu Tbk. [S]	366	49	316	346	42	21	428	49	739	8.04	0.53	0.16
3. Unilever Indonesia Tbk. [S] ***)	7,485	3,776	3,703	18,247	4,215	3,044	7,630	399	485	27.70	22.77	1.02
55 HOUSEWARE								-2	475	13.38	0.33	0.68
1. Kedaung Indah Can Tbk. [S]	84	24	61	83	-4	-5	138	-38	440	-2.01	0.17	0.39
2. Kedawung Setia Industrial Tbk. [S]	551	312	239	960	33	11	405	26	589	5.97	0.26	1.31
3. Langgeng Makmur Industri Tbk. [S]	541	142	399	381	18	6	1,009	6	396	36.19	0.54	0.36
59 OTHERS												
6. PROPERTY, REAL ESTATE AND BUILDING CONSTRUCTION								26	253	16.15	1.17	1.20
61 PROPERTY AND REAL ESTATE								25	244	17.10	1.16	0.87
1. Alam Sutera Realty Tbk. [S]	3,560	1,625	1,927	404	111	94	17,863	5	108	19.95	0.97	0.84
2. Bakrieland Development Tbk. [S]	11,593	5,794	4,643	1,059	167	132	19,917	7	233	29.06	0.83	1.25
3. Bekasi Asri Pemula Tbk. [S]	135	68	67	64	16	9	650	14	103	4.85	0.65	1.01
4. Bhuvanatala Indah Permai Tbk. [S]	195	95	99	31	5	-22	1,638	-13	60	-3.76	0.83	0.96
5. Bintang Mitra Semestara Tbk.	781	292	488	1,214	6	-20	1,159	-17	421	-11.75	0.47	0.60
6. Bukit Darma Property Tbk. [S]	861	228	633	31	-6	-7	6,024	-1	105	-128.67	1.46	0.36
7. Bumi Citra Permai Tbk.	167	32	135	74	15	9	1,200	7	112	32.73	2.09	0.24
8. Bumi Serpong Damai Tbk. [S]	4,593	2,253	2,340	1,271	456	309	10,936	28	214	31.17	4.11	0.96
9. Ciputra Development Tbk.	8,554	1,593	4,647	1,332	284	136	7,583	18	613	26.98	0.79	0.34
10. Ciputra Property Tbk. [S]	3,652	217	3,312	337	111	74	6,150	12	539	20.31	0.45	0.07
11. Ciputra Surya Tbk. [S]	2,269	669	1,458	391	63	57	1,979	29	737	17.67	0.69	0.46
12. Citra Kebun Raya Agri Tbk. [S] *)	1,300	65	1,224	8	-6	-1	5,057	-0.28	242	-482.37	0.56	0.05
13. Cowell Development Tbk. [S]	208	76	131	99	22	14	754	18	174	19.29	2.01	0.58
14. Danayasa Arthatama Tbk. [S]	3,803	1,485	1,552	1,922	661	265	3,322	80	467	7.89	1.35	0.96
15. Duta Anggada Realty Tbk.	3,213	2,548	666	314	133	30	2,861	11	233	18.48	0.84	3.83
16. Duta Pertiwi Tbk. [S]	4,430	1,527	2,479	1,003	303	212	1,850	115	1,340	5.93	0.51	0.62
17. Fortune Mate Indonesia Tbk. [S]	307	23	242	17	-1	-9	1,600	-6	151	-15.99	0.59	0.09
18. Global Land Development Tbk.	2,088	261	1,827	56	4	128	3,526	36	518	8.69	0.61	0.14
19. Gowa Makassar Tourism D. Tbk. [S]	306	201	105	63	17	13	102	133	1,029	1.11	0.14	1.92
20. Indonesia Prima Property Tbk. [S]	745	444	301	202	26	84	1,745	48	173	8.33	2.32	1.47
21. Intiland Development Tbk. [S]	2,140	953	1,154	387	61	26	3,110	8	371	77.71	1.72	0.83
22. Jaya Real Property Tbk. [S]	2,585	1,171	1,351	662	231	192	2,750	70	491	11.48	1.63	0.87
23. JIHD Tbk.	5,137	2,605	1,491	2,125	647	315	1,930	163	773	3.74	0.79	1.75
24. Kawasan Industri Jababeka Tbk. [S]	3,194	1,588	1,606	393	47	16	13,781	1	117	100.19	1.02	0.99
25. Laguna Cipta Griya Tbk. [S] **)	179	20	159	7	0.02	-5	1,408	-4	113	-11.57	0.44	0.13
26. Lamicitra Nusantara Tbk. [S]	610	410	187	135	35	13	1,148	11	162	8.66	0.58	2.20
27. Lippo Cikarang Tbk.	1,551	1,053	498	323	96	26	696	37	716	6.10	0.31	2.11

FINANCIAL DATA & RATIOS

Financial Statement Date: December 2009 and Fiscal Year End: December

INDUSTRY CLASSIFICATION/ STOCK NAME	Total			Operating	Net	Pad-up Capital Mill. Sh	Annual EPS (Rp)	BV (Rp)	PER (X)	PBV (X)	DER (X)	
	Assets	Liabilities	Equity	Sales	Profit							Income
	(Billion Rp)											
28. Lippo Karawaci Tbk. [S]	12,128	6,839	4,887	2,565	481	388	17,302	22	282	22.74	1.81	1.40
29. Metropolitan Kentjana Tbk.	1,678	546	1,132	664	324	239	948	252	1,194	10.89	2.30	0.48
30. Modernland Realty Ltd. Tbk. [S] **)	1,838	788	1,050	-	9	8	3,057	4	343	34.99	0.36	0.75
31. New Century Development Tbk. *)	544	346	198	1	-1	1	5,889	0.17	34	296.06	1.48	1.74
32. Pakuwon Jati Tbk.	3,477	2,231	1,151	697	205	147	10,033	15	115	36.95	4.71	1.94
33. Panca Wiratama Sakti Tbk.	275	611	-336	2	-2	-14	83	-166	-4,078	-0.32	-0.01	-1.82
34. Perdana Gapuraprima Tbk. [S]	1,323	748	561	305	58	31	3,207	10	175	14.35	0.80	1.33
35. Ristia Bintang Mahkotasejati Tbk. [S] *)	119	5	114	12	-0.46	0.12	327	0.36	348	209.11	0.22	0.05
36. Royal Oak Development Asia Tbk. *)	1,494	180	1,300	27	-16	0.40	13,475	0.03	96	1,840.4	0.56	0.14
37. Sentul City Tbk. [S] *)	2,784	500	2,282	163	22	2	10,017	0.25	228	395.44	0.43	0.22
38. Summarecon Agung Tbk. [S]	4,460	2,735	1,718	1,198	318	167	6,437	26	267	23.08	2.25	1.59
39. Suryainti Permata Tbk.	1,638	800	829	4	-7	43	4,207	10	197	9.76	0.51	0.96
40. Suryamas Dutamakmur Tbk. [S]	2,048	531	1,024	119	4	2	4,007	1	256	141.06	0.32	0.52
62 BUILDING CONSTRUCTION								36	314	11.21	1.25	3.04
1. Adhi Karya (Persero) Tbk.	5,629	4,889	731	7,715	537	166	1,801	92	406	4.46	1.01	6.69
2. Duta Graha Indah Tbk. [S]	1,495	577	916	1,289	127	67	5,541	12	165	7.22	0.53	0.63
3. Jaya Konstruksi Manggala P. Tbk. [S]	1,539	864	664	2,699	191	126	2,936	43	226	17.01	3.23	1.30
4. PP (Persero) Tbk.	4,126	3,578	548	4,203	368	163	-	-	-	-	-	6.53
5. Surya Semesta Internusa Tbk. [S]	2,235	1,417	758	1,484	86	18	1,176	15	644	18.72	0.43	1.87
6. Total Bangun Persada Tbk. [S]	1,290	798	492	1,731	92	52	2,750	19	179	9.83	1.04	1.62
7. Wijaya Karya (Persero) Tbk. [S]	5,701	4,065	1,533	6,591	485	189	5,846	32	262	10.04	1.24	2.65
69 OTHERS												
7. INFRASTRUCTURE, UTILITIES & TRANSPORTATION								11	880	13.16	1.93	2.64
71 ENERGY								128	293	15.18	5.27	1.47
1. Leyand International Tbk. *)	1,326	649	408	237	61	-0.44	3,966	-0.11	103	-2,313	2.48	1.59
2. Perusahaan Gas Negara Tbk.	28,670	15,893	11,732	18,024	7,676	6,229	24,242	257	484	15.18	8.06	1.35
72 TOLL ROAD, AIRPORT, HARBOR AND ALLIED PRODUCTS								64	611	1.44	2.15	1.58
1. Citra Marga Nusaphala P. Tbk. **)	2,741	1,199	1,490	443	207	74	2,000	49	745	18.59	1.24	0.80
2. Jasa Marga (Persero) Tbk.	16,174	8,429	7,183	3,692	1,516	993	6,800	146	1,056	12.40	1.71	1.17
3. Nusantara Infrastructure Tbk.	1,233	874	318	190	62	-42	10,129	-4	31	-26.66	3.51	2.75
73 TELECOMMUNICATION								175	1,100	17.57	2.71	2.04
1. Bakrie Telecom Tbk. [S]	11,436	6,399	5,037	2,743	288	98	28,482	3	177	42.53	0.83	1.27
2. XL Axiata Tbk.	27,380	18,577	8,803	13,706	2,464	1,709	8,508	201	1,035	9.61	1.87	2.11
3. Indosat Tbk.	55,041	36,753	17,958	18,393	3,213	1,498	5,434	276	3,305	17.14	1.43	2.05
4. Inovisi Infracom Tbk.	186	69	117	89	2	28	920	31	127	21.59	5.18	0.59
5. Mobile-8 Telecom Tbk.	4,757	3,964	793	369	-676	-724	33,034	-22	24	-2.28	2.08	5.00
6. Telekomunikasi Indonesia Tbk. [S]	97,560	47,637	38,990	64,597	22,603	11,332	20,160	562	1,934	16.81	4.89	1.22
74 TRANSPORTATION								-96	1,025	1.10	1.20	3.44
1. Arpeni Pratama Ocean Line Tbk.	6,772	5,960	774	1,718	143	-671	2,999	-224	258	-0.74	0.64	7.70
2. Berlian Laju Tanker Tbk.	23,563	17,731	5,832	5,833	942	-2,697	5,982	-451	975	-1.44	0.67	3.04
3. Centris Multi Persada P. Tbk. [S]	68	37	26	17	-9	-11	54	-195	480	-1.28	0.52	1.44
4. Humpuss Intermoda T. Tbk. [S] *)	2,165	837	1,296	986	-64	1	4,661	0.28	278	2,133	2.16	0.65
5. Indonesia Air Transport Tbk. [S]	562	376	187	239	-13	-35	2,323	-15	80	-3.34	0.62	2.01
6. Mitra International Resources Tbk. [S] **)	11,212	10,702	395	2,030	499	-641	3,961	-216	100	-1.62	3.51	27.07
7. Panorama Transportasi Tbk.	155	82	72	93	13	5	428	12	167	10.23	0.72	1.14
8. Pelayaran Tempuran Emas Tbk.	1,609	1,280	329	988	-37	-179	1,141	-157	288	-1.34	0.73	3.89
9. Rig Tenders Tbk. [S]	963	341	622	461	42	35	609	57	1,021	12.39	0.70	0.55
10. Rukun Raharja Tbk. [S] *)	70	0.27	69	17	0.29	0.17	680	0.25	102	708.98	1.70	0.00
11. Samudera Indonesia Tbk.	5,778	3,326	1,737	4,262	22	-16	164	-95	10,604	-39.81	0.36	1.92
12. Steady Safe Tbk.	116	188	-73	52	11	-24	392	-62	-186	-1.85	-0.62	-2.58
13. Trada Maritime Tbk.	1,615	445	1,098	334	108	100	8,735	11	126	46.32	4.22	0.41
14. Zebra Nusantara Tbk. [S]	71	33	37	24	-10	-8	656	-12	57	-4.28	0.88	0.88
75 NON BUILDING CONSTRUCTION								56	425	63.64	1.36	2.14
1. Indika Energy Tbk. [S]	11,684	6,339	5,332	2,487	191	726	5,207	139	1,024	15.97	2.17	1.19
2. Katarina Utama Tbk.	105	7	98	30	1	1	810	1	122	170.27	0.94	0.07
3. Sarana Menara Nusantara Tbk.	6,877	5,761	1,115	1,082	568	589	-	-	-	-	-	5.17
4. Truba Alam Manunggal E. Tbk. [S] **)	6,586	4,428	2,054	2,078	52	318	15,799	27	130	4.69	0.97	2.16
79 OTHERS												

FINANCIAL DATA & RATIOS

Financial Statement Date: December 2009 and Fiscal Year End: December

INDUSTRY CLASSIFICATION/ STOCK NAME	Total			Operating	Net	Pad-up Capital Mill. Sh	Annual EPS (Rp)	BV (Rp)	PER (X)	PBV (X)	DER (X)	
	Assets	Liabilities	Equity	Sales	Profit							Income
	(Billion Rp)											
8. FINANCE							85	563	12.35	2.24	4.39	
81 BANK							94	647	24.62	1.80	7.91	
1. Bank Agroniaga Tbk. *)	2,982	2,634	348	384	11	2	3,418	1	102	219.18	1.39	7.57
2. Bank Artha Graha Internasional Tbk.	15,432	14,469	963	1,670	64	42	8,575	5	112	15.57	0.68	15.02
3. Bank Bukopin Tbk.	37,173	34,632	2,537	4,125	526	362	5,723	63	443	5.93	0.85	13.65
4. Bank Bumi Arta Tbk.	2,403	1,989	415	230	41	28	2,310	12	179	10.89	0.74	4.80
5. Bank ICB Bumiputera Tbk.	7,006	6,466	540	822	10	5	5,000	1	108	118.97	1.11	11.98
6. Bank Capital Indonesia Tbk.	3,459	2,955	505	242	29	22	4,512	5	112	19.71	0.88	5.86
7. Bank Central Asia Tbk.	282,392	254,536	27,857	27,279	8,519	6,807	24,655	276	1,130	17.57	4.29	9.14
8. Bank Mutiara Tbk.	7,531	6,962	569	776	243	265	28,350	9	20	5.34	2.49	12.23
9. Bank CIMB Niaga Tbk.	107,104	95,828	11,210	12,827	2,052	1,568	23,935	66	468	10.84	1.52	8.55
10. Bank Danamon Indonesia Tbk.	98,598	82,696	15,806	18,567	2,782	1,533	8,390	183	1,884	24.91	2.42	5.23
11. Bank Ekonomi Raharja Tbk.	21,592	19,584	2,008	1,813	450	332	2,670	124	752	21.74	3.59	9.75
12. Bank Eksekutif Internasional Tbk.	1,426	1,472	-47	194	-171	-135	814	-166	-57	-0.57	-1.66	-31.53
13. Bank Himpunan Saudara 1906 Tbk.	2,404	2,150	254	356	52	36	1,500	24	169	11.78	1.66	8.48
14. Bank Int'l Indonesia Tbk. *)	60,966	55,539	5,259	7,889	37	-41	50,027	-1	105	-402.96	3.14	10.56
15. Bank Kesawan Tbk.	2,348	2,169	178	231	8	4	627	6	285	116.25	2.60	12.15
16. Bank Mandiri (Persero) Tbk.	394,617	359,318	35,109	38,083	10,434	7,155	20,970	341	1,674	13.77	2.81	10.23
17. Bank Mayapada Internasional Tbk.	7,630	6,636	994	934	58	41	2,577	16	386	104.69	4.33	6.68
18. Bank MEGA Tbk.	39,685	36,281	3,403	4,416	622	537	3,181	169	1,070	13.61	2.15	10.66
19. Bank Negara Indonesia Tbk.	227,497	208,322	19,144	23,742	3,386	2,484	15,274	163	1,253	12.17	1.58	10.88
20. Bank OCBC NISP Tbk.	37,053	32,915	4,137	3,864	609	436	5,815	75	712	13.34	1.41	7.96
21. Bank Nusantara Parahyangan Tbk.	3,896	3,527	369	408	44	29	317	93	1,167	14.00	1.11	9.55
22. Bank Pan Indonesia Tbk.	77,857	66,210	10,742	8,326	1,341	915	24,078	38	446	19.99	1.70	6.16
23. Bank Permata Tbk.	56,010	51,107	4,836	6,855	740	480	7,743	62	624	12.90	1.28	10.57
24. Bank Rakyat Indonesia (Persero) Tbk.	316,947	289,690	27,257	38,604	8,561	7,308	12,335	592	2,210	12.91	3.46	10.63
25. Bank Swadesi Tbk.	1,537	1,235	302	168	50	37	868	43	348	14.09	1.72	4.08
26. Bank Tabungan Negara (Persero) Tbk.	58,516	53,055	5,462	5,995	739	490	8,710	56	627	14.92	1.34	9.71
27. Bank Tabungan Pensiunan Nas. Tbk.	22,272	20,234	2,038	3,986	635	420	944	445	2,159	8.76	1.81	9.93
28. Bank Victoria International Tbk.	7,359	6,730	629	783	63	46	3,850	12	163	11.49	0.84	10.69
29. Bank Windu Kentjana International Tbk.	2,799	2,497	301	267	22	16	2,742	6	110	19.11	1.02	8.29
82 FINANCIAL INSTITUTION							148	640	0.37	2.25	1.98	
1. Adira Dinamika Multi Finance Tbk.	4,330	1,677	2,652	3,941	1,658	1,212	1,000	1,212	2,652	5.65	2.58	0.63
2. Batavia Prosperindo Finance Tbk.	230	104	126	83	22	17	1,000	17	126	8.31	1.11	0.83
3. BFI Finance Indonesia Tbk.	2,393	859	1,534	910	392	301	760	396	2,018	3.91	0.77	0.56
4. Buana Finance Tbk.	1,371	497	873	249	59	41	1,436	29	608	9.94	0.47	0.57
5. Central Omega Resources Tbk.	16	12	4	-	-6	-4	109	-36	38	-15.42	14.51	2.95
6. Clipan Finance Indonesia Tbk.	1,771	459	1,312	329	202	150	2,603	58	504	3.90	0.45	0.35
7. Danasupra Erapacific Tbk.	40	0.36	39	1	-6	-2	68	-32	583	-19.60	1.08	0.01
8. Indocitra Finance Tbk.	44	34	10	1	-1	-1	48	-20	205	-24.41	2.44	3.44
9. Mandala Multifinance Tbk.	2,058	1,585	473	672	148	108	1,325	82	357	3.00	0.69	3.35
10. Trust Finance Indonesia Tbk.	188	74	113	24	11	8	400	20	283	18.88	1.32	0.66
11. Verena Oto Finance Tbk.	643	509	135	155	23	16	1,002	16	135	5.00	0.60	3.77
12. Wahana Ottomitra Multiartha Tbk.	2,573	2,236	336	1,356	93	61	2,000	30	168	5.27	0.95	6.65
83 SECURITIES COMPANY							33	199	6.61	1.54	1.23	
1. Asia Kapitalindo Securities Tbk.	95	23	73	13	1	2	720	3	101	42.09	1.12	0.32
2. HD Capital Tbk.	346	201	145	39	-21	8	2,120	4	68	12.64	0.73	1.39
3. JJ NAB Capital Tbk.	48	21	27	2	-3	-2	273	-8	99	-54.98	4.63	0.78
4. Kresna Graha Sekurindo Tbk.	478	350	128	69	15	12	584	21	220	19.01	1.84	2.73
5. Panca Global Securities Tbk.	205	96	108	15	8	16	613	26	177	5.50	0.82	0.89
6. Panin Sekuritas Tbk.	1,031	594	435	222	167	149	720	207	604	2.46	0.84	1.37
7. Reliance Securities Tbk.	572	369	202	94	58	46	900	51	224	7.91	1.81	1.83
8. Trimegah Securities Tbk.	938	576	362	189	38	21	3,655	6	99	30.19	1.77	1.59
9. Yulie Sekurindo Tbk.	59	10	50	3	-2	-3	255	-11	195	-5.31	0.31	0.19
84 INSURANCE							79	760	6.03	0.63	1.18	
1. Asuransi Bina Dana Arta Tbk.	518	394	124	358	28	26	276	94	449	3.18	0.67	3.18
2. Asuransi Bintang Tbk.	187	100	87	79	-4	4	174	21	501	13.89	0.58	1.14
3. Asuransi Dayin Mitra Tbk.	263	150	113	100	7	8	192	40	589	5.99	0.41	1.33
4. Asuransi Harta Aman Tbk.	101	48	53	84	6	7	500	15	106	7.83	1.08	0.91
5. Asuransi Jasa Tania Tbk.	178	78	100	97	11	9	300	31	333	13.69	1.26	0.78
6. Asuransi Multi Artha Guna Tbk.	506	235	272	252	52	49	1,219	40	223	2.35	0.43	0.86
7. Asuransi Ramayana Tbk.	364	237	127	249	31	22	80	276	1,589	3.58	0.62	1.87
8. Lippo General Insurance Tbk.	616	133	484	202	22	23	150	154	3,223	3.70	0.18	0.27

FINANCIAL DATA & RATIOS

Financial Statement Date: December 2009 and Fiscal Year End: December

INDUSTRY CLASSIFICATION/ STOCK NAME	Total			Operating	Net	Pad-up Capital Mill. Sh	Annual EPS (Rp)	BV (Rp)	PER (X)	PBV (X)	DER (X)	
	Assets	Liabilities	Equity	Sales	Profit							Income
	(Billion Rp)											
9. Maskapai Reasuransi Ina. Tbk.	338	195	142	330	39	32	388	82	367	3.49	0.78	1.37
10. Panin Insurance Tbk.	8,101	2,541	3,195	2,278	607	400	4,068	98	785	2.59	0.32	0.80
11. Panin Financial Tbk.	7,079	2,283	4,796	2,075	470	466	24,042	19	199	7.23	0.70	0.48
85 INVESTMENT FUND / MUTUAL FUND												
89 OTHERS								22	278	8.02	6.08	3.16
1. Arthavest Tbk.	193	59	134	21	3	7	447	15	301	27.86	1.40	0.44
2. Bhakti Capital Indonesia Tbk.	1,055	675	379	194	86	7	1,250	6	303	90.64	1.65	1.78
3. Capitalinc Investment Tbk. *)	220	198	20	29	1	3	729	3	27	260.70	32.88	9.90
4. Equity Development Investama Tbk.	1,632	1,104	463	945	22	16	5,226	3	89	25.78	0.90	2.38
5. Lippo Securities Tbk.	428	169	259	0.09	-4	29	2,219	13	117	3.82	0.43	0.65
6. Matahari Department Store Tbk.	1,524	1,285	239	617	-21	-18	2,918	-6	82	-111.53	8.55	5.38
7. Pan Pacific International Tbk.	173	28	101	13	6	4	140	31	721	6.36	0.28	0.28
8. Sinar Mas Multiartha Tbk.	19,700	16,103	3,597	11,098	767	700	6,180	113	582	13.24	2.58	4.48
9. TRADE, SERVICES & INVESTMENT								61	1,560	18.07	3.11	1.66
91 WHOLESALE (DURABLE & NON-DURABLE GOODS)								100	658	17.05	1.68	1.60
1. AGIS Tbk. [S] *)	1,379	311	1,056	324	-17	-3	5,501	-1	192	-437.38	1.30	0.29
2. Akbar Indo Makmur Stimec Tbk. [S]	183	162	21	223	3	1	110	6	189	19.33	0.61	7.78
3. AKR Corporindo Tbk.	6,059	3,832	1,741	8,960	540	275	3,138	88	555	13.37	2.11	2.20
4. Ancora Indonesia Resources Tbk.	1,006	594	140	1,326	146	19	1,244	15	112	35.98	4.80	4.25
5. Asia Natural Resources Tbk. [S]	75	27	49	153	10	6	2,275	3	21	41.02	4.88	0.56
6. Colorpak Indonesia Tbk.	219	104	115	448	46	31	306	101	376	16.55	4.44	0.90
7. Dayaindo Resources Int'l Tbk. [S]	777	350	365	471	25	10	1,680	6	217	19.55	0.52	0.96
8. Dian Swastatika Sentosa Tbk.	5,214	2,173	3,039	2,055	257	53	771	68	3,944	81.93	1.42	0.72
9. Enseval Putera Megatrading Tbk. [S]	2,986	1,382	1,603	8,550	484	329	2,280	144	703	5.54	1.14	0.86
10. FKS Multi Agro Tbk.	557	407	151	2,081	-12	33	480	68	314	13.85	3.00	2.70
11. Hexindo Adiperkasa Tbk. [S]***)	2,033	1,218	815	2,166	280	200	840	317	970	9.92	3.25	1.50
12. Inter-Delta Tbk.	35	72	-37	79	-3	-1	30	-24	-1,225	-22.88	-0.46	-1.95
13. Intraco Penta Tbk. [S]	1,040	682	357	1,119	107	37	432	87	827	7.95	0.83	1.91
14. Lautan Luas Tbk.	3,081	2,125	763	3,747	137	86	780	110	979	6.81	0.77	2.78
15. Millennium Pharmacon Int'l Tbk. [S]	268	179	89	1,011	30	10	728	13	123	8.50	0.91	2.00
16. Modern Internasional Tbk.	773	444	329	899	16	12	640	19	515	12.77	0.47	1.35
17. Multi Indocitra Tbk. [S]	291	39	227	-	44	30	600	51	378	5.24	0.70	0.17
18. Perdana Bangun Pusaka Tbk.	93	71	22	52	1	5	76	72	291	1.03	0.25	3.22
19. Sugi Samapersada Tbk. [S]	38	1	37	18	-2	-2	405	-6	92	-37.47	2.34	0.01
20. Tigaraksa Satria Tbk.	1,466	1,068	392	4,788	87	50	918	54	426	6.30	0.80	2.73
21. Tira Austenite Tbk.	202	119	79	238	20	2	59	37	1,337	46.45	1.30	1.51
22. Triwira Insanlestari Tbk. [S]	271	30	241	144	5	2	1,200	1	200	88.50	0.57	0.12
23. Tunas Ridean Tbk.	1,771	770	1,000	4,890	118	310	1,395	222	717	7.82	2.43	0.77
24. United Tractors Tbk.	24,405	10,454	13,844	29,242	5,169	3,818	3,327	1,147	4,161	13.51	3.72	0.76
25. Wahana Phonix Mandiri Tbk. *)	207	125	82	119	10	0.11	520	0.20	158	476.20	0.61	1.52
26. Wicaksana Overseas International Tbk.	218	146	73	512	-13	8	1,269	7	57	7.68	0.87	2.00
93 RETAIL TRADE								54	604	24.24	1.63	2.87
1. Ace Hardware Indonesia Tbk. [S]	971	103	868	1,359	178	154	1,715	90	506	16.77	2.98	0.12
2. Alfa Retailindo Tbk.	673	361	312	1,568	-75	-76	468	-162	668	-17.25	4.19	1.15
3. Catur Sentosa Adiprana Tbk. [S]	1,386	904	437	2,874	49	11	2,895	4	151	25.73	0.66	2.07
4. Hero Supermarket Tbk. [S]	2,830	1,904	927	6,653	255	172	329	522	2,813	7.67	1.42	2.05
5. Kokoh Inti Arebama Tbk. [S]	535	416	119	621	17	6	850	7	140	20.68	1.03	3.50
6. Matahari Putra Prima Tbk. [S]	10,560	6,999	3,467	10,280	504	300	4,721	64	734	13.85	1.20	2.02
7. Metro Supermarket Realty Tbk. [S] **)	89	14	76	19	1	0.21	58	5	1,302	164.70	0.61	0.18
8. Mitra Adiperkasa Tbk.	3,379	2,091	1,288	4,112	308	164	1,660	99	776	6.28	0.80	1.62
9. Ramayana Lestari Sentosa Tbk. [S]	3,209	737	2,473	4,310	367	335	7,064	47	350	13.08	1.77	0.30
10. Rimo Catur Lestari Tbk. [S]	17	30	-13	71	-30	-28	340	-84	-40	-0.60	-1.26	-2.25
11. Sona Topas Tourism Industry Tbk. [S]	504	316	187	525	46	27	331	81	566	19.86	2.83	1.69
12. Sumber Alfaria Trijaya Tbk.	2,860	1,969	891	10,555	210	186	3,432	54	260	9.57	2.00	2.21
13. Trikonsel Oke Tbk.	1,949	1,261	687	5,452	259	118	4,450	26	154	8.32	1.42	1.83
14. Toko Gunung Agung Tbk.	102	98	4	1,389	4	0.26	52	5	79	50.71	3.15	23.64
94 RESTAURANT, HOTEL AND TOURISM								70	4,920	26.82	3.80	0.96
1. Anta Express Tour & Travel S. Tbk. [S]	360	237	123	2,032	17	16	570	28	217	5.92	0.76	1.92
2. Bayu Buana Tbk. [S]	204	115	89	1,141	4	0.41	353	1	253	128.63	0.59	1.29
3. Destinasi Tirta Nusantara Tbk.	171	61	108	231	5	4	715	6	151	22.30	0.83	0.57
4. Eatertainment International Tbk.	19	28	-10	31	-0.19	2	80	23	-121	9.65	-1.85	-2.93
5. Fast Food Indonesia Tbk. [S]	1,041	402	639	2,454	225	182	446	408	1,432	17.16	4.89	0.63

FINANCIAL DATA & RATIOS

Financial Statement Date: December 2009 and Fiscal Year End: December

INDUSTRY CLASSIFICATION/ STOCK NAME	Total			Operating	Net	Pad-up Capital Mill. Sh	Annual EPS (Rp)	BV (Rp)	PER (X)	PBV (X)	DER (X)	
	Assets	Liabilities	Equity	Sales	Profit							Income
	(Billion Rp)											
6. Grahamas Citrawisata Tbk.	17	10	7	18	3	2	59	33	111	25.82	7.78	1.59
7. Hotel Mandarine Regency Tbk.	184	74	110	27	-5	1	1,213	1	91	91.81	1.13	0.67
8. Hotel Sahid Jaya Tbk.	711	417	293	100	-10	9	1,119	8	262	48.85	1.53	1.42
9. Indonesian Paradise Property Tbk. [S]	127	5	122	12	0.32	8	1,594	5	77	25.07	1.63	0.04
10. Island Concepts Indonesia Tbk. [S]	12	9	3	3	-2	-1	250	-4	12	-125.21	40.10	3.15
11. Jakarta Setiabudi Internasional Tbk.	2,598	1,213	1,057	958	212	79	2,319	34	456	20.47	1.54	1.15
12. Mas Murni Indonesia Tbk. [S]	618	37	581	57	5	3	1,750	2	332	29.62	0.15	0.06
13. Mas Murni Indonesia Tbk. (SP)	618	37	581	57	5	3	6	502	96,826	1.19	0.01	0.06
14. Panorama Sentrawisata Tbk. [S]	486	255	160	1,525	29	6	1,200	5	133	41.82	1.50	1.59
15. Pelita Sejahtera Abadi Tbk. [S]	15	9	6	14	-0.25	-0.06	30	-2	190	-87.33	0.97	1.60
16. Pembangunan Graha Lestari I. Tbk. [S]	42	6	36	15	1	0.32	488	1	75	155.10	1.35	0.17
17. Pembangunan Jaya Ancol Tbk. [S]	1,529	561	967	898	186	137	1,600	86	605	5.94	0.84	0.58
18. Pioneerindo Gourmet International Tbk.	91	69	17	227	16	11	221	50	77	5.65	3.62	4.07
19. Plaza Indonesia Realty Tbk. [S]	4,432	2,648	1,686	552	296	293	3,550	82	475	30.34	5.26	1.57
20. Pudjiadi & Sons Estates Ltd. Tbk.	290	147	115	189	93	32	130	247	886	3.76	1.05	1.28
21. Pudjiadi Prestige Tbk. [S]	266	54	211	56	5	7	280	23	755	10.55	0.32	0.25
22. Pusako Tarinka Tbk. [S]	29	8	21	24	1	1	82	8	254	92.80	2.76	0.37
95 ADVERTISING, PRINTING AND MEDIA								23	325	14.06	1.04	1.32
1. Abdi Bangsa Tbk. [S] *)	230	66	151	148	7	1	1,422	0.35	106	231.44	0.77	0.44
2. Elang Mahkota Teknologi Tbk.	3,765	1,149	2,407	2,829	492	162	-	-	-	-	-	0.48
3. First Media Tbk.	1,611	1,333	278	722	65	33	829	40	335	24.28	2.86	4.79
4. Fortune Indonesia Tbk. [S]	230	133	97	408	9	7	465	14	209	6.36	0.43	1.37
5. Indosiar Karya Media Tbk.	1,158	858	290	853	171	9	2,026	4	143	26.41	0.77	2.95
6. Jasuindo Tiga Perkasa Tbk. [S]	160	72	88	271	37	25	354	72	249	7.11	2.05	0.82
7. Media Nusantara Citra Tbk. [S]	7,641	2,755	4,286	3,924	607	386	13,750	28	312	7.49	0.67	0.64
8. Star Pacific Tbk. [S]	957	90	867	81	-134	-118	1,170	-101	741	-1.36	0.18	0.10
9. Surya Citra Media Tbk. [S]	2,360	964	1,396	1,614	477	285	1,911	149	730	4.02	0.82	0.69
10. Tempo Inti Media Tbk. [S]	138	66	71	181	7	1	725	2	98	38.15	0.77	0.93
96 HEALTH CARE												
97 COMPUTER AND SERVICES								5	97	-22.70	11.74	1.48
1. Astra Graphia Tbk. [S]	775	394	381	1,335	113	67	1,349	50	282	6.35	1.12	1.03
2. Centrin Online Tbk. [S]	103	14	83	66	-1	12	575	20	145	12.36	1.73	0.17
3. Dyviacom Intrabumi Tbk. [S] *)	17	2	15	16	0.23	0.19	184	1	81	341.26	4.31	0.16
4. Indoexchange Tbk. *)	43	16	27	16	0.23	0.06	270	0.22	100	439.69	0.95	0.59
5. Leo Investments Tbk. [S]	28	43	-14	44	-10	-11	394	-28	-36	-5.04	-3.84	-3.03
6. Limas Centric Indonesia Tbk.	217	160	35	199	2	-9	788	-11	44	-4.40	1.13	4.59
7. Metrodata Electronics Tbk.	1,059	654	320	3,397	128	10	2,042	5	157	17.65	0.55	2.04
8. Myoh Teknologi Tbk. [S]	7	6	1	2	0.04	-1	1,681	-0.31	1	-163.11	87.93	6.25
98 INVESTMENT COMPANY								24	452	23.64	1.82	2.03
1. Alakasa Industrindo Tbk. [S]	135	100	35	761	11	7	102	72	344	11.10	2.33	2.86
2. Bakrie & Brothers Tbk.	27,382	18,212	5,008	7,632	702	-1,627	93,722	-17	53	-4.90	1.59	3.64
3. Bhakti Investama Tbk.	17,109	6,731	4,832	5,466	753	-48	7,237	-7	668	-29.99	0.30	1.39
4. Global Mediacom Tbk. [S]	13,481	4,245	7,051	5,035	710	157	13,763	11	512	18.38	0.41	0.60
2. Multipolar Tbk.	11,868	8,426	1,586	10,886	545	111	6,785	16	234	3.62	0.25	5.31
3. Pool Advista Indonesia Tbk. [S]	140	17	122	13	9	8	100	84	1,221	6.72	0.46	0.14
4. Polaris Investama Tbk.	226	48	160	28	11	6	1,184	5	135	155	6.01	0.30
99 OTHERS								18	189	5.25	0.50	4.29
1. Gema Grahasarana Tbk.	320	259	60	382	36	6	320	18	189	5.25	0.50	4.29

Average PER **14.52**

Weighted Average PER **13.40**

Average PBV **2.31**

Weighted Average PBV **2.25**

Notes :

*) These companies are excluded from the Average PER computation

**) Financial Statement Date: September 2009

***) Fiscal Year End: March

NAME CHANGE OF LISTED COMPANIES

No. CODE	Former Name	New Name	Announcement Date	Effective Date
1. LPLI	Lippo E-NET Tbk. [S]	Star Pacific Tbk. [S]	23-Jan-09	27-Jan-09
2. CPDW	Cipendawa Agroindustri Tbk. [S]	Cipendawa Tbk. [S]	12-Feb-09	13-Feb-09
3. PLAS	Redland Asia Capital Tbk.	Polaris Investama Tbk.	12-Mar-09	13-Mar-09
4. DKFT	Duta Kirana Finance Tbk.	Central Omega Resources Tbk.	19-Jun-09	22-Jun-09
5. SING	Singer Indonesia Tbk.	Singleterra Tbk.	12-Aug-09	13-Aug-09
6. ADES	Ades Waters Indonesia Tbk.	Akasha Wira International Tbk.	16-Sep-09	17-Sep-09
7. BCIC	Bank CenturyTbk.	Bank Mutiara Tbk.	01-Oct-09	02-Oct-09
8. BABP	Bank Bumiputera Indonesia Tbk.	Bank ICB Bumiputera Tbk.	12-Oct-09	13-Oct-09
9. POLY	Polysindo Eka Perkasa Tbk.	Asia Pacific Fibers Tbk.	04-Dec-09	07-Dec-09
10. SQBB	Bristol-Myers Squibb Indonesia Tbk. [S]	Taisho Pharmaceutical Indonesia Tbk. [S]	09-Dec-09	10-Dec-09
11. SQBI	Bristol-Myers Squibb Indonesia Tbk. (PS) [S]	Taisho Pharmaceutical Indonesia Tbk. (PS) [S]	09-Dec-09	10-Dec-09
12. MIRA	Mitra RajasaTbk. [S]	Mitra International Resources Tbk. [S]	22-Dec-09	23-Dec-09
13. DOID	Delta Dunia Petroindo Tbk. [S]	Delta Dunia Makmur Tbk. [S]	23-Dec-09	28-Dec-09
14. EXCL	Excelcomindo Pratama Tbk.	XL Axiata Tbk.	04-Jan-10	05-Jan-10
15. LPPF	Pacific Utama Tbk.	Matahari Department Store Tbk.	08-Jan-10	11-Jan-10
16. PNLF	Panin Life Tbk.	Panin Financial Tbk.	03-Feb-10	04-Feb-10
17. TFCO	Teijin Indonesia Fiber Tbk.	Tifico Fiber Indonesia Tbk.	04-May-10	05-May-10

JAKARTA STOCK INDUSTRIAL CLASSIFICATION (JASICA)

The sectoral classification system used to categorize companies listed at the Indonesia Stock Exchange is the **Jakarta Stock Industrial Classification (JASICA)**. This classification is useful for the capital market participants as a tool in making an investment decision. Indonesia Stock Exchange also calculates sectoral indices as a performance indicator for each industrial group.

The **JASICA** business segmentation is generally based on Indonesia Business Classification, which is published by Centre of Statistical Bureau (BPS) and follows the International Standard Industrial Classification (ISIC). The wide variety of business cores in Indonesia naturally requires adjustments from international standard classification.

GOALS

The goals of the JASICA are:

1. To give the capital market participants basic knowledge of the listed company in IDX.
2. To standardize the industry classification, in order to enable to comparisons among listed companies.
3. To assist investors in analyzing and evaluating IDX's listed companies.

STRUCTURES OF JASICA

Codes in JASICA are written in common numbers (1 – 9). These numbers used to identify

1. **Sector:** one digit code (1 – 9)
This grouping comprises 9 sectors which are marked in 1 digit number.
2. **Sub sector:** 2 digit code (11 – 99)
Sub sectors are more specific information of sectors. Each sectors comprises subsectors which have similar business cores. These sub sectors give more specific information about the each group categories. Sub sector end with 9 (i.e 19, 29, 39, etc) categorized as others because.

Sector	Sub Sector	JASICA
1	AGRICULTURE	
	11	Crops
	12	Plantation
	13	Animal Husbandary
	14	Fishery
	15	Forestry
	19	Others
2	MINING	
	21	Coal Mining
	22	Crude Petroleum & Natural Gas Production

Sector	Sub Sector	JASICA
	23	Metal And Mineral Mining
	24	Land / Stone Quarrying
	29	Others
3	BASIC INDUSTRY AND CHEMICALS	
	31	Cement
	32	Ceramics, Glass, Porcelain
	33	Metal And Allied Products
	34	Chemicals
	35	Plastics & Packaging
	36	Animal Feed
	37	Wood Industries
	38	Pulp & Paper
	39	Others
4	MISCELLANEOUS INDUSTRY	
	41	Machinery And Heavy Equipment
	42	Automotive And Components
	43	Textile, Garment
	44	Footwear
	45	Cable
	46	Electronics
	49	Others
5	CONSUMER GOODS INDUSTRY	
	51	Food And Beverages
	52	Tobacco Manufacturers
	53	Pharmaceuticals
	54	Cosmetics And Household
	55	Houseware
	59	Others
6	PROPERTY, REAL ESTATE AND BUILDING CONSTRUCTION	
	61	Property And Real Estate
	62	Building Construction
	69	Others
7	INFRASTRUCTURE, UTILITIES & TRANSPORTATION	
	71	Energy
	72	Toll Road, Airport, Harbor And Allied Products
	73	Telecommunication

Sector	Sub Sector	JASICA
	74	Transportation
	75	Non Building Construction
	79	Others
8	FINANCE	
	81	Bank
	82	Financial Institution
	83	Securities Company
	84	Insurance
	85	Investment Fund / Mutual Fund
	89	Others
9	TRADE, SERVICES & INVESTMENT	
	91	Wholesale (Durable & Non-Durable Goods)
	93	Retail Trade
	94	Restaurant, Hotel And Tourism
	95	Advertising, Printing And Media
	96	Health Care
	97	Computer And Services
	98	Investment Company
	99	Others

THE SYSTEMATICS OF JASICA

The groups sectors within the JASICA are classified as Primary, Secondary or Tertiary, depending on the main economic activities of each listed companies.

- A. Primary Sectors:
 1. Agriculture
 2. Mining
- B. Secondary Sectors (Industry and Manufacturing)
 3. Basic Industry and Chemical
 4. Miscellaneous Industry
 5. Consumer Goods
- C. Tertiary Sectors (Service)
 6. Property, Real Estate and Building Construction
 7. Infrastructure, Utilities and Transportation
 8. Finance
 9. Trade, Services and Investment

STOCK PRICE INDEX

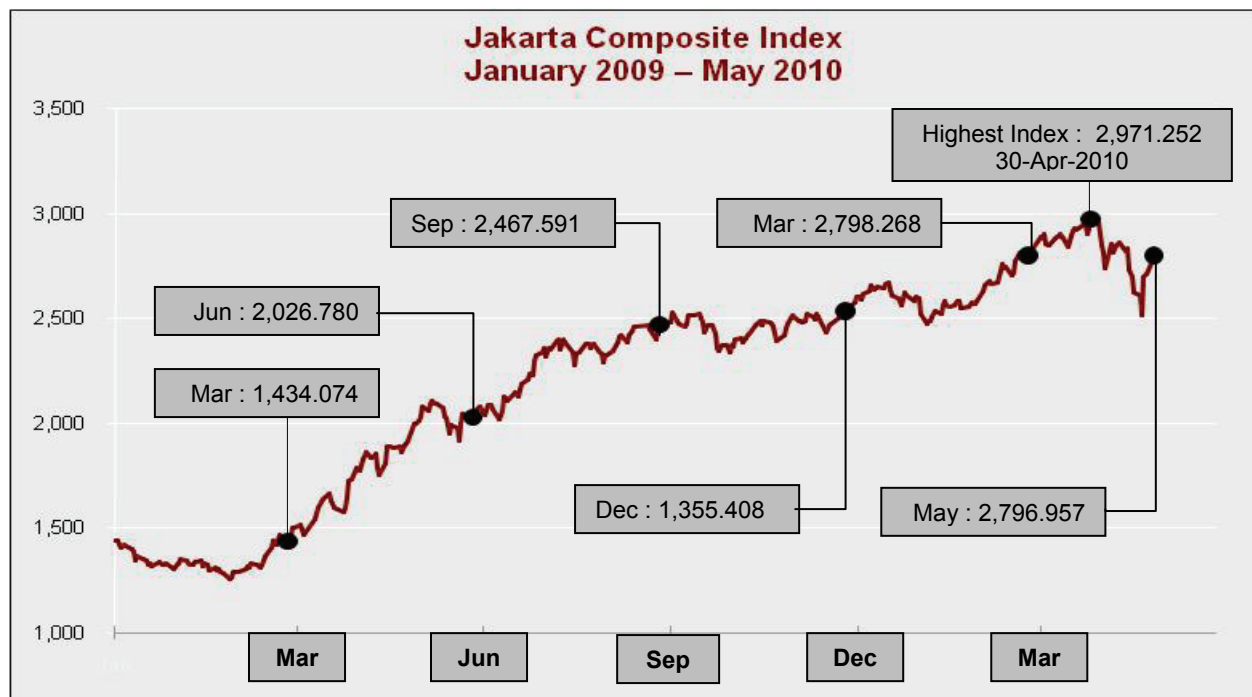
In order to give a more complete information on the development of stock exchange to the public, the IDX disseminates indicators of stock price movement through printed and electronic media. One indicator of the stock price movement is the Stock Price Index. At present, the IDX has 10 types of Stock Price Indices:

1. Jakarta Composite Index (JCI), which uses all listed stocks as the constituents for its index calculation.
2. Sectoral Index, which consists of all stocks in each particular sector.
3. LQ45 Index, which consists of 45 selected stocks.
4. The JII index, which consists of 30 stocks of Listed Companies whose lines of business comply with the Shariah business code.
5. Kompas100 Index
6. Bisnis-27 Index
7. Pefindo25 Index
8. SRI-KEHATI Index
9. Main Board Index (MBX) and Development Board Index (DBX), both indices are using all listed stocks in each board.
10. Individual Index, which is the price index of each stock compared to the base price.
11. Indonesia Government Bond Index (IGBX).

All Stock Price Indices use the same calculation method. The differences are the number of stocks used as the constituents in the calculation and the base date of the index.

JAKARTA COMPOSITE INDEX (JCI)

The JCI was introduced the first time on 1 April 1983 as the indicator of the prices movement of all stocks listed in the JSX, for both the regular and preferred stocks. The base date for the JCI's calculation is 10 August 1982, with a base index value of 100,. At that date, the number of listed stocks was 13 stocks.



Index Calculation Method

The basis for the JCI's calculation is the Aggregate Market Value of the total listed stocks on 10 August 1982. The Aggregate Market Value is the total of the multiplication of each listed shares (excluding the shares of companies under restructuring program) with each price in the IDX on that day.

The calculation formula is as follows:

$$\text{JCI} = \frac{\text{Market Value}}{\text{Base Value}} \times 100$$

In order to ensure that the index calculation still represents the movement of the stock price in the market occurring in a continuous auction trading system, the Base Value is immediately adjusted if there is a change in the issuer's capital or other factors which do not relate to the stock price. The adjustment will be done if there is an addition of new issuer, rights offering, partial/company listing, stock exchange originating from warrants and convertible bonds as well as delisting. In the case of stock split, stock dividend or bonus issue, the Base Value is not adjusted because the Market Value is not influenced. The stock price currency used for calculating the JCI is the currency at the regular market, in which the occurring transaction is based on the continuous auction market.

The formula for adjusting the Base Value is :

$$\text{New Base Value} = \frac{\text{Old Market Value} + \text{New Stock Market Value}}{\text{Old Market Value}} \times \text{Old Base Value}$$

The JCI's calculation is performed once a day, that is - after the trading for that day has finished. In the near future, after the automated trading system has been implemented smoothly, IDX expects that the JCI's calculation to be performed several times or even every several minutes.

SECTORAL INDICES

IDX Sectoral Index is a sub index of the JCI. All stock listed in the IDX are classified into 9 sectors according to the industrial classification that has been determined by the IDX. This classification is known as JASICA (Jakarta Stock Exchange Industrial Classification). The 9 industrial sectors in the classification are:

- A. Primary Sectors (Extractive)
 1. Sector 1, Agriculture
 2. Sector 2, Mining
- B. Secondary Sectors (Processing/Manufacturing Industry):
 3. Sector 3, Basic Industry and Chemicals
 4. Sector 4, Miscellaneous Industry
 5. Sector 5, Consumer Goods Industry
- C. Tertiary Sectors (Service):
 6. Sector 6, Property, Real Estate and Building Construction
 7. Sector 7, Infrastructure, Utilities and Transportation
 8. Sector 8, Finance
 9. Sector 9, Trade, Services and Investment

The sectoral index was introduced on 2 January 1996 with the base index value of 100 for each sector and use the base date of 28 December 1995.

Besides the above 9 sectors, the IDX also calculates the Manufacturing/Processing Industry Index which represents the cumulated stock classified into sector 3, sector 4 and sector 5.

LQ45 INDEX

The LQ45 Index was established to provide the market with an index that represents 45 of the most liquid stocks. To date, the LQ45 Index covers at least 70% of the stock market capitalization and transaction values in the Regular Market. The based date for the calculation of LQ45 Index is July 13, 1994, with a base value of 100.

Below are some of the factors for a stock to be included in the Q45 Index:

1. The stocks should have been listed at the IDX for at least 3 months.
2. The performance of the stock in the regular market, which include its trading value, volume and frequency of transactions.
3. The number of trading days in the regular market.
4. The stock's market capitalization at a certain time period.
5. Besides the liquidity and market capitalization factors, the stocks selection for LQ45 Index is also based on the financial condition and the prospect of growth of the companies.

JAKARTA ISLAMIC INDEX (JII)

The Jakarta Islamic Index (JII) was established to provide the market with a list of stocks that are in line with the Islamic Shariah investment guidelines. The Index was launched and maintained by the IDX. In determining the criteria for the stocks to be included in the JII, the selection process is supervised by the Shariah Supervisory Board of the Majelis Ulama Indonesia (MUI).

The JII was launched on July 3, 2000. The base date of the index is January 1, 1995, with a base value of 100. The index consists of 30 stocks that have passed the selection under the direction of the Shariah Supervisory Board of the Majelis Ulama Indonesia (MUI).

Stocks from listed companies whose business activities comply with the Islamic Sharia can be included. On the other hand, certain business activities are prohibited by Islamic shariah, therefore making the stocks from these businesses as ineligible for inclusion in the JII.

Under the direction of the National Islamic Council and the Regulation of Bapepam-LK No. IX.A.13 on Islamic Securities issuance, a company does not meet the shariah business code if:

1. The company's line of business is related to gambling or any activities that are associated to gambling or prohibited trading.
2. The company conducts usurious financial service or trade related to fraud or gambling;
3. The company manufactures, distributes, trades and / or provides,
 - a. Goods or services that are forbidden by Islamic Law (*haram*) because of the substance (*haram li-dzatih*)
 - b. Goods and services that are *haram* not because of the substance (*haram li-ghairihi*), which is determined by the DSN-MUI, and / or
 - c. Goods or services that may bring moral hazards and are harmful

4. The company invest in institutions which transaction level (ratio) of debt to usurious financial institutions is more dominant than its capital, unless the investments are stated comply with the shariah by DSN-MUI

A stock is categorized as a shariah stock if it meets the criteria as follow:

1. Does not conduct business as described above
2. Does not perform any trading with fake delivery of goods / services as well as false offer and demand
3. Does not exceed the following financial ratios:
 - a. Total interest-based debt compared to the total equity should not be more than 82% (interest-based debt compared to the total equity is not more than 45%: 55%)
 - b. Total interest income and other illicit revenue compared to total revenue (revenue) should not be more than 10%

To set the list of stocks included in the calculation of the Jakarta Islamic Index, the following selection process is carried out:

1. Stocks will be selected based on Shariah Securities List (DES) issued by Bapepam - LK.
2. Sixty (60) top stocks from the DES will be selected based on their last year's market capitalization.
3. From sixty (60) stocks selected, thirty (30) top stocks will be chosen based on their last year's transaction value in the regular market.

KOMPAS100 INDEX

KOMPAS 100 Index is an Index as a result of the cooperation between Indonesia Stock Exchange and KOMPAS daily newspaper. The calculation of KOMPAS100 is started on a base date of January 2, 2002 with a base value of 100. Every six months, or exactly on every February and August, the stocks list in KOMPAS100 Index will be renewed.

KOMPAS100 Index covers 100 stocks that are chosen based on the following criteria:

1. They should have been listed at the IDX for at least three months
2. Their trading performance in the regular market, which includes its value, volume and frequency of transactions.
3. The number of trading days in the regular market
4. Their market capitalization at a certain time period.
5. As the final step, IDX will also evaluate and consider their fundamental factors and trading patterns.
6. IDX has the full responsibility in implementing the selection process of stocks included in this index list, where all decisions will be taken by considering the interests of investors and other stakeholders

BISNIS-27 INDEX

On January 27, 2009, Indonesia Stock Exchange and Bisnis Indonesia Daily join together to launch the Bisnis-27 Index that is aimed to be one of the Indonesia's capital market indicators for investors.

The Bisnis-27 Index consists of 27 stocks chosen based on Fundamental Criteria and Technical Criteria or Transaction Liquidity. Some fundamental factors considered in the selection of the stocks are the Operating Revenue, Net Profit, ROA, ROE and DER, as well as the LDR and CAR for Issuers in the banking sectors. And some technical criteria that will be taken into account are the number of transaction days in a year, trading value, volume, frequency, and market capitalization.

The stocks listed in the Bisnis-27 Index are chosen based on the inputs from the Bisnis-27 Index Committee that consists of capital market experts and professionals. This is to ensure the fairness of the stocks selection process. The base date used for this Index is December 28, 2004 with a base value of 100.

Indonesia Stock Exchange and Bisnis Indonesia Daily will routinely monitor the stock components that are included in the index calculation. The list of Issuers included in the Bisnis-27 Index will be reviewed and changed every 6 months, on the early February and August.

PEFINDO25 INDEX

The PEFINDO 25 Index was launched on May 18, 2009. The PEFINDO 25 Index is an Index of a cooperation between Indonesia Stock Exchange and PEFINDO (Pemeringkat Efek Indonesia/Credit Rating Indonesia), one of supporting institutions of The Indonesian Capital Market. The Index represents the stocks of Small and Medium Enterprises (SMEs) with good fundamental performances and liquidity that are listed in IDX. The base date of the index is December 29, 2005, with a base value of 100. PEFINDO25 Index consists of 25 stocks chosen based on their financial and liquidity performances, as well as their high number of public ownerships. The stocks have to under through the stages of selection below:

1. Have a total asset of less than Rp 1 trillion, based on its annual audited financial report.
2. Have same or higher Return on Equity's (ROE) level from the average ROEs of all Listed Companies in IDX
3. Receive Unqualified Opinion by Public accountant on its audited financial report
4. Have been listed in IDX for at least 6 (six) months.
5. The list of 25 stocks will be chosen by considering the liquidity aspects and the number of shares owned by public (floating shares).

Every six months, or exactly on every February and August, the stocks list in PEFINDO 25 Index will be renewed.

SRI-KEHATI INDEX

On June 8, 2009, Indonesia Stock Exchange (IDX) cooperates with Yayasan Keanekaragaman Hayati Indonesia (the Indonesian Biodiversity Foundation – KEHATI), an organization that is engaged with the conservation efforts and the sustainable use of Indonesia's biodiversity resources, to launch a new Index that refers to the practices of sustainable and responsible investment (SRI) named as the SRI-KEHATI Index.

The Index is established as an additional investment guideline for investors by establishing a benchmark on stocks price of Listed Companies with excellent practices on supporting their sustainability through methods that concern about the environment, social and good corporate governance. The new Index is expected to enhance the exposure on Listed Companies that have performed their environmental and social responsibilities as well as good corporate governance.

MAIN BOARD INDEX (MBX) AND DEVELOPMENT BOARD INDEX (DBX)

On 13 July 2000, JSX launched a new rule on stock listing: Two Board Listing System. This system is implemented to stimulate the Indonesian Capital Market and also to recover public confidence for the Exchange through the arrangement of good corporate governance.

Listing Board Classification

The boards are :

- **Main Board**, for large established companies with proven track record.
- **Development Board**, to accommodate companies which have not met the Main Board requirements yet, but categorized as prospective. Development Board is also for companies in the stage of corporate restructuring or performance recovery.

Both indices are using the same computation method as other IDX indices, i.e: using the market value weighted average. The base day for computing Main Board Index and Development Board Index is 28 December 2001 with base value of 100. On that day, 34 stocks were listed on Main Board and 287 stocks were listed on the Development Board with the market capitalization composition for both indexes are 62% and 38% respectively.

INDIVIDUAL INDEX

This index is an indicator of changes in individual stock price compares to its initial offering price. Every single stock has an individual index of 100 when it was initially listed at the IDX.

The formula of Individual Index is :

$$\text{Individual Index} = \frac{\text{Current Market Value}}{\text{Base Value}} \times 100$$

INDONESIAN GOVERNMENT BOND INDEX (IGBX)

The Indonesian Government Bond Index has been developed especially for SUN issued in IDR which have fixed rate coupon and remaining time to maturity more than one (1) year.

The Bond Index provides the market with some benefits as it serves as:

- an indicator for the daily trend in SUN market
- a benchmark in evaluating the portfolio performance, including for Fund Managers
- a tool to analyze the progress and change of the market's level
- a SUN's market development analysis

The Structure of the Indonesian Government Bond Index

1. Base date June 18, 2004 and base figure 100
2. Comprising of SUN in IDR denomination with fixed-rate coupon

The remaining time of maturity of SUN more than 1 year

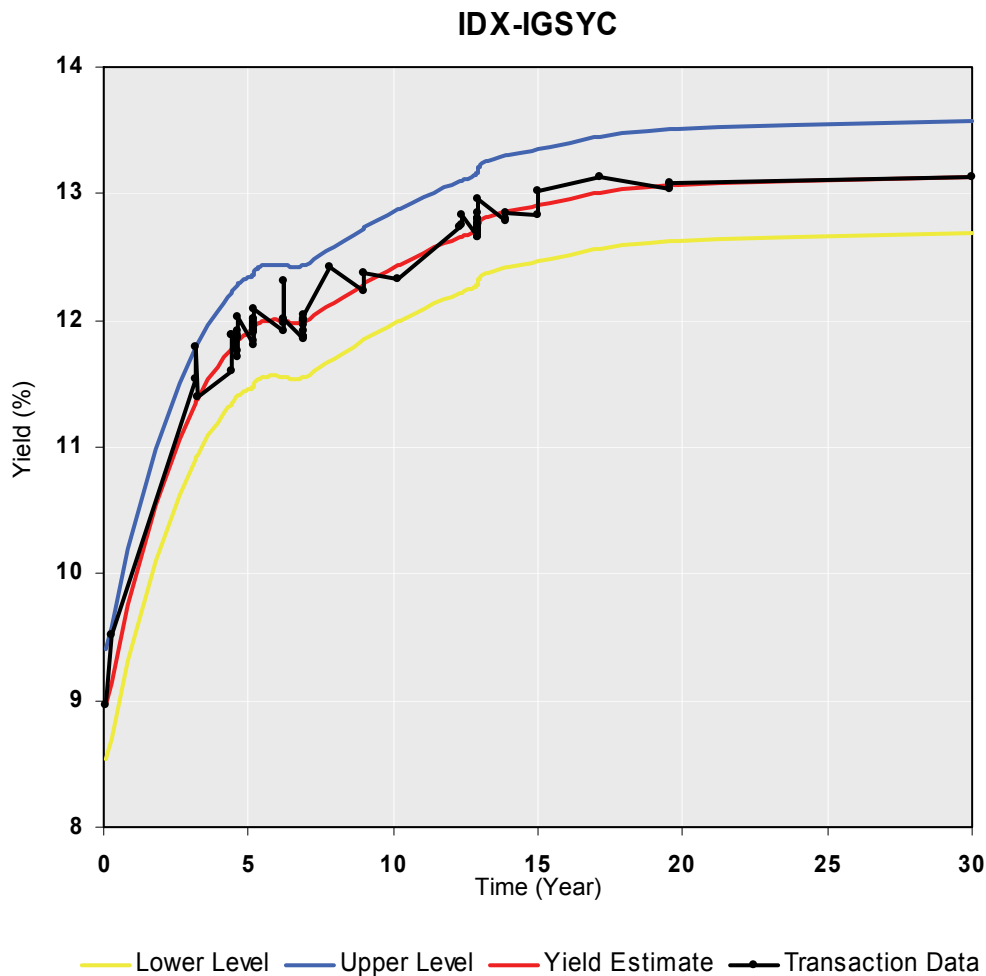
INDONESIAN GOVERNMENT SECURITIES YIELD CURVE (IGSYC)

IGSYC is a graph-illustrating yield to maturity of the Indonesian Government Securities. IGSYC is developed as a benchmark for the Indonesian Government Securities' yield and price that can also be used as a guidance for the Indonesian Government Securities investment and determining the credit rate in banking and other financial institution. Bonds and other debt instruments pricing may refer to a risk-free yield curve such as IGSYC.

IGSYC published by the IDX, is a further enhancement of the IDR Yield Curve that had been created since year 2000. IGSYC combines trades data from IGSTS (Indonesian Government Securities Trading System), OTC-FIS, SBI rates, auction of T-Bonds.

How to Read the Curve

Trades data derived from IGSTS and OTC-FIS are identified as **Time** (to maturity) and **Yield** (to maturity). The data then multiplied using Bezier Spline method, then output of smoothing is plotted to become the basic of IGSYC formation.



The above picture should be read as follows:

1. The black curve line is the plot of yield from every transaction occurred in the market.
2. The red curve line in the middle is the output of smoothing. It shows normal yield based on the market data.

The blue curve line in the upper part is the yield's upper limit, while the yellow curve line below is the yield's lower limit that shows the confidence band resulted from calculation in statistics science with confidence level of 99.999999%. The yield produced from both curves may be considered as a yardstick for investors and market players in determining the bid price and the offer price.

DERIVATIVES

STOCK OPTION

Criteria of an Underlying Stock

- The stock has been listed in the Exchange for at least 12 months.
- For the last 12 months, the stock must have:
 - 2,000 transactions per month.
 - 0,5% of intraday volatility.
- Market Capitalization minimum: IDR 500 Billion.
- Minimum stock price of IDR 500.
- IDX has the right to choose and decide any listed stocks that comply all the requirements to be an underlying stock.

List of Underlying Stock

No.	Code	Name
1.	ASII	ASTRA INTERNATIONAL TBK
2.	BBCA	BANK CENTRAL ASIA TBK
3.	INDF	INDOFOOD SUKSES MAKMUR TBK
4.	TLKM	TELEKOMUNIKASI INDONESIA TBK

General Information Related to Option Trading

- Stock option trading is processed through a facility called as JOTS.
- Stock option can only be traded by Exchange Members who have also become the Stock Option Clearing Members of the Indonesian Clearing and Guarantee Corporation (KPEI).
- Exchange Members are obliged to deposit collateral fund to KPEI (based on the regulations of KPEI).
- Exchange Members have to open settlement accounts (sub accounts) for all of their customers at a Payment Bank.
- Suspended Exchange Members must:
 - Conduct offsetting transaction.
 - Transfer open position to the other Exchange Members in accordance to the regulations of KPEI.
 - Perform Exercise on the same day as the suspension's effective day.

Type in Stock Option Contract

Type in Stock Option series are Call Option and Put Option with style of exercise is American style, which is the Taker can execute there position in every time until the maturity date of Stock Option Contract.

- Period of Stock Option contract are, 1 month, 2 month and 3 month.

Issuance of a Stock Option Series

- At the beginning of the trading period, 7 series of call options and 7 series of put options of 1 underlying stock are issued.
- The seven series consist of 3 series of out-the-money options, 3 series of in-the-money options, and 1 at-the-money options.
- The Exchange can issue a new Stock Option Series (KOS) before the end of a stock option's period if:
 - Automatic Exercise is performed on the stock option series.
 - The Issuer performs Corporate Action.

Coding in Stock Option Series

Code for a Stock Option series is defined in 10 digits:

M	N	N	N	N	9	9	9	9	9
---	---	---	---	---	---	---	---	---	---

Note:

M : it refers to KOS type (call or put) and maturity date (last bourse day).

Call Option	Put Option	Maturity Date (Last Bourse day of the month)
A	O	January
B	P	February
C	Q	March
D	R	April
E	S	May
F	T	June
G	U	July
H	V	August
I	W	September
J	X	October
K	Y	November
L	Z	December

NNNN : it is a code for underlying stock (4 digits).

99999 : strike price.

Examples of KOS series for one underlying stocks.

Call Option	Put Option	Exercise Month
ATLKM8000	OTLKM7000	January
BTLKM8000	PTLKM7000	February
CTLKM8000	QTLKM7000	March
DLKM8000	RTLKM7000	April
ETLKM8000	STLKM7000	May
FTLKM8000	TTLKM7000	June

Call Option	Put Option	Exercise Month
GTLKM8000	UTLKM7000	July
HTLKM8000	VTLKM7000	August
ITLKM8000	WTLKM7000	September
JTLKM8000	XTLKM7000	October
KTLKM8000	YTLKM7000	November
LTLKM8000	ZTLKM7000	December

From the example table above, each KOS underlying stock has 24 KOS series code, 12 call option series and 12 put option series that have maturity date every month with the strike price of IDR 8.000 per stock for call option and IDR 7.000 per stock for put option.

The Schedule of Option Trading

- Monday to Thursday:
 - Session I : starts from 09:30 to 12:00 WIB, JOTS time
 - Session II : starts from 13:30 to 16:00 WIB, JOTS time
- Friday:
 - Session I : starts from 09:30 to 11:30 WIB, JOTS time
 - Session II : starts from 14:00 to 16:00 WIB, JOTS time
- Exercise and Automatic Exercise are executed every Exchange Day at 10:00 WIB - 16:15 WIB

Weighted Moving Average Price (WMA)

- WMA indicator will appear every 15 minutes, and is based on the last 30 minutes transactions data.
- WMA Schedule.

Monday to Thursday:

 - Session I : starts from 10:00 to 12:00 WIB, JOTS time
 - Session II : starts from 13:45 to 16:00 WIB, JOTS time

Friday:

 - Session I : starts from 10:00 to 11:30 WIB, JOTS time
 - Session II : starts from 14:15 to 16:00 WIB, JOTS time

Sell and Purchase Orders

- All orders, along with their types (Short/Long) and positions (Open/Close), must be registered in the sales division of Exchange Members.
- Types of order: Open Short, Open Long, Close Short, Close Long.

Trading Unit & Premium Fraction

- 1 KOS (Stock Option Contract) is equal to 10,000 stock options.
- The Premium Fraction of an option is IDR 1.

Termination of a Single Stock Option Series

A stock option will be terminated if:

- the WMA exceeds the WMA's limit; or
- the Validity Period has expired; or
- the Issuer holds a Corporate Action (the stock option's position will be liquidated).

Interval (Strike Price Range)

Closing Price*)	Interval
<= IDR 1,000	IDR 50
> IDR 1,000 – IDR 5,000	IDR 100
> IDR 5,000 – IDR 10,000	IDR 200
> IDR 10,000	IDR 500

*) the Closing Price on the last Exchange Day before the trading period starts

Bid-Offer and the Exchange Transaction

- Every order must be validated by the KPEI
- The process of stock option trading is the same as the equities trading in the Regular Market.

Exercise, Automatic Exercise & Liquidation

- The settlement process of Exercise and Automatic Exercise transaction are carried out by the KPEI on the next Exchange Day after the trade (T+1), in accordance to the KPEI Regulations.
- Automatic Exercise is executed by the KPEI for the benefit of the Taker.
- KPEI performs liquidation to all positions of stock options if their validation periods have expired.

Stock Option Settlement

The settlement of stock option transaction is carried out by the KPEI on the next Exchange Day after the trade (T+1).

Suspension of the Stock Option Trading

- The Exchange can suspend the trading of a stock option if:
 - JATS and/or JOTS are not functioning as they should have.
 - There is a written inquiry from the KPEI regarding the malfunctioning of the Risk Management System and/or the KPEI's clearing system.
 - There is a Force Majeure.
 - The underlying stock of the option is suspended.
 - There is an Automatic Exercise on the stock option series.
- If a stock option is suspended due to its Underlying's suspension, the exchange Members will still be able to perform Exercises by referring to the prevailing WMA.
- If suspension occurs due to the malfunctioning of JOTS and the Underlying of the option is still traded in the exchange, then
 - The Exchange will issue the WMA until the expiration date of the stock option trading period.

- The Exchange Member can still perform Exercise.

Transaction Fees

- Exchange Member who make a transaction, is obliged to pay for the transaction, clearing and settlement fees amounted to IDR 2,000 per option.
- Transaction fee of Exercise and Automatic Exercise, amounted to IDR 2,000 per option, will be subjected only to the Taker.
- The transaction fee of an option should be at least of IDR 2,000,000 per month.
- The Exchange Member must deposit guarantee fund, amounted to 0.01% of the total transaction value, to the KPEI for every transaction. By doing so, the KPEI will guarantee all transactions made by the Exchange Members.

The obligations of paying the transaction fees, guarantee fund and taxes are in accordance with the equities trading regulations.

STOCK OPTION TRADING ACTIVITIES

Year	Month	Days	Call Option			Put Option			Total		
			Contract	Value	Freq.	Contract	Value	Freq.	Contract	Value	Freq.
2004		56	150	236,500,000	104	34	41,030,000	15	184	277,530,000	119
2005		243	149	101,840,000	131	6	1,490,000	4	155	103,330,000	135
2006		242	-	-	-	-	-	-	-	-	-
2007		246	281	1,363,060,000	163	90	312,560,000	61	371	1,675,620,000	224
Jan		22	-	-	-	-	-	-	-	-	-
Feb		20	10	550,000	2	25	87,650,000	5	35	88,200,000	7
Mar		21	25	99,100,000	5	-	-	-	25	99,100,000	5
Apr		20	26	234,810,000	13	5	1,450,000	1	31	236,260,000	14
May		21	38	175,700,000	17	-	-	-	38	175,700,000	17
Jun		20	50	166,640,000	30	-	-	-	50	166,640,000	30
Jul		22	55	252,100,000	31	-	-	-	55	252,100,000	31
Aug		22	13	65,700,000	9	9	7,550,000	6	22	73,250,000	15
Sep		20	46	205,370,000	38	13	9,120,000	13	59	214,490,000	51
Oct		20	9	82,100,000	9	26	127,330,000	24	35	209,430,000	33
Nov		22	7	56,860,000	7	11	66,270,000	11	18	123,130,000	18
Dec		16	2	24,130,000	2	1	13,190,000	1	3	37,320,000	3
2008		120	87	495,800,000	84	30	103,290,000	30	117	599,090,000	114
Jan		20	8	62,120,000	7	1	4,070,000	1	9	66,190,000	8
Feb		19	6	62,660,000	6	1	1,050,000	1	7	63,710,000	7
Mar		18	16	72,980,000	16	4	12,600,000	4	20	85,580,000	20
Apr		22	13	58,960,000	13	12	51,490,000	12	25	110,450,000	25
May		20	9	41,710,000	9	5	12,950,000	5	14	54,660,000	14
Jun		21	3	5,960,000	3	1	2,700,000	1	4	8,660,000	4
Jul		22	24	167,560,000	23	5	13,540,000	5	29	181,100,000	28
Aug		20	4	14,410,000	3	-	-	-	4	14,410,000	3
Sep		21	2	2,360,000	2	-	-	-	2	2,360,000	2
Oct		18	-	-	-	-	-	-	-	-	-
Nov		20	-	-	-	-	-	-	-	-	-
Dec		19	2	7,080,000	2	1	4,890,000	1	3	11,970,000	3
2009		241	-	-	-	-	-	-	-	-	-
Jan		19	-	-	-	-	-	-	-	-	-
Feb		20	-	-	-	-	-	-	-	-	-
Mar		20	-	-	-	-	-	-	-	-	-
Apr		20	-	-	-	-	-	-	-	-	-
May		20	-	-	-	-	-	-	-	-	-
Jun		22	-	-	-	-	-	-	-	-	-
Jul		21	-	-	-	-	-	-	-	-	-
Aug		20	-	-	-	-	-	-	-	-	-
Sep		18	-	-	-	-	-	-	-	-	-
Oct		22	-	-	-	-	-	-	-	-	-
Nov		20	-	-	-	-	-	-	-	-	-
Dec		19	-	-	-	-	-	-	-	-	-
2010		103	-	-	-	-	-	-	-	-	-
Jan		20	-	-	-	-	-	-	-	-	-
Feb		19	-	-	-	-	-	-	-	-	-
Mar		22	-	-	-	-	-	-	-	-	-
Apr		21	-	-	-	-	-	-	-	-	-
May		21	-	-	-	-	-	-	-	-	-

IDX MEMBERS FOR OPTION TRADING

No.	CODE	IDX Members	No.	CODE	IDX Members
1.	KC	Asia Kapitalindo Sekurities Tbk	16.	ZP	Kim Eng Sekurities
2.	EP	Bhakti Sekurities	17.	YJ	Lautandhana Securindo
3.	NI	BNI Sekurities	18.	DD	Makindo Sekurities
4.	RF	Buana Capital	19.	CC	Mandiri Sekuritas
5.	ZR	Bumiputera Capital Indonesia	20.	CD	Mega Capital Indonesia
6.	OD	Danareksa Sekuritas	21.	LH	NC Sekurities
7.	PF	Danasakti Sekurities	22.	IH	Pacific Duaribu Investindo
8.	BQ	Danpac Sekuritas	23.	PG	Panca Global Sekurities
9.	TX	Dhanawibawa Artha Cemerlang	24.	KK	Phillip Sekurities Indonesia
10.	HP	Henan Putihrai	25.	PK	Pratama Capital Indonesia
11.	PD	Indo Premier Sekurities	26.	DH	Sinarmas Sekuritas
12.	BD	Indomitra Sekurities	27.	LG	Trimegah Sekurities Tbk
13.	BF	Intifikasa Securindo	28.	TF	Universal Broker Indonesia
14.	WW	Jakarta Sekurities	29.	CP	Valbury Asia Sekurities
15.	YB	Kapitalindo Utama	30.	AN	Wanteg Securindo
			31.	RS	Yulie Securindo

LQ45 FUTURES

LQ45 Futures uses LQ45 index as its underlying.

Types of LQ45 Futures Contracts:

- Monthly Contracts : Contracts that expire in the last trading day in one month periode.
- Two Months Contracts : Futures contracts that expire in the last trading day in two months periode.
- Quarterly Contracts : Futures contracts that expire in the last trading day in three months periode.

Multipliers and Price Movements

- Multipliers used for one LQFSX contract is IDR 500,000 for every point of index.
- Price movement for LQ45F is 0.05 point of index.

Price Reference Determination and Bid Price Limit.

- Price reference used for the initial trading day of new contracts refers to the closing price of the LQ45 index in the previous trading day using 2 (two) decimals.
- Bid price limit for LQ45 Futures trading is 1 (one) poin from previous price. This limit is only occurred for two months contract.

Initial Margin:

- Initial Margin: IDR 3,000,000

Transaction Fee:

- Exchange Member who make a transaction, is obliged to pay transaction fee of IDR 8,000 and clearing fee of IDR 7,000 for every trade.

INDEX FUTURES TRADING ACTIVITIES

Year Month	Volume	Value (Rp)	Freq. (X)	Year Month	Volume	Value (Rp)	Freq. (X)
2001	64,036	525,914,035,000	26,179	2006	3,674	573,448,125,000	2,940
Aug	14,463	129,041,476,000	1,208	Jan	777	113,951,090,000	642
Sep	17,378	149,480,914,000	4,948	Feb	590	84,799,600,000	492
Oct	15,652	120,835,228,000	8,733	Mar	670	100,391,260,000	508
Nov	12,005	92,169,603,000	8,381	Apr	469	75,182,625,000	408
Dec	4,538	34,386,814,000	2,909	May	241	40,270,735,000	200
2002	47,839	1,461,543,325,000	26,631	Jun	167	24,729,720,000	122
Jan	8,681	77,798,729,000	4,932	Jul	70	10,495,985,000	64
Feb	15,410	147,847,501,000	5,172	Aug	76	12,258,730,000	66
Mar	4,626	237,251,875,000	2,380	Sep	106	17,885,380,000	59
Apr	4,525	259,369,970,000	2,935	Oct	45	7,647,320,000	37
May	2,901	169,337,395,000	2,218	Nov	259	47,932,255,000	161
Jun	2,541	145,311,195,000	1,755	Dec	204	37,903,425,000	181
Jul	2,464	129,654,085,000	1,850	2007	215	45,429,925,000	146
Aug	1,989	97,299,810,000	1,497	Jan	83	16,159,600,000	79
Sep	1,681	76,399,915,000	1,316	Feb	14	2,638,825,000	14
Oct	1,565	62,206,465,000	1,274	Mar	14	2,663,650,000	14
Nov	1,174	46,673,445,000	1,041	Apr	13	2,712,550,000	13
Dec	282	12,392,940,000	261	May	5	1,065,300,000	5
2003	8,671	509,028,300,000	8,228	Jun	1	220,000,000	1
Jan	463	20,147,850,000	445	Jul	85	19,970,000,000	20
Feb	221	9,322,935,000	209	Aug	-	-	-
Mar	243	10,170,165,000	238	Sep	-	-	-
Apr	720	33,677,350,000	655	Oct	-	-	-
May	727	37,812,955,000	650	Nov	-	-	-
Jun	901	51,235,005,000	882	Dec	-	-	-
Jul	921	52,540,350,000	909	2008	-	-	-
Aug	624	34,384,550,000	613	Jan	-	-	-
Sep	1,452	91,857,365,000	1,304	Feb	-	-	-
Oct	1,119	78,119,625,000	1,089	Mar	-	-	-
Nov	651	44,454,365,000	643	Apr	-	-	-
Dec	629	45,305,785,000	591	May	-	-	-
2004	18,642	2,224,627,860,000	17,313	Jun	-	-	-
Jan	1,471	121,930,595,000	1,433	Jul	-	-	-
Feb	1,060	88,302,190,000	1,054	Aug	-	-	-
Mar	1,651	134,111,045,000	1,641	Sep	-	-	-
Apr	1,563	174,736,845,000	1,457	Oct	-	-	-
May	2,087	327,439,505,000	1,819	Nov	-	-	-
Jun	1,799	254,291,300,000	1,622	Dec	-	-	-
Jul	1,678	212,571,870,000	1,553	2009	479	22,917,725,000	115
Aug	1,348	168,645,475,000	1,271	Jan	-	-	-
Sep	1,652	190,621,700,000	1,559	Feb	-	-	-
Oct	1,519	196,847,630,000	1,445	Mar	-	-	-
Nov	1,137	144,819,305,000	1,033	Apr	-	-	-
Dec	1,677	210,310,400,000	1,426	May	-	-	-
2005	13,283	1,661,498,075,000	10,894	Jun	-	-	-
Jan	1,073	129,494,740,000	929	Jul	-	-	-
Feb	1,185	144,201,800,000	998	Aug	2	92,560,000	2
Mar	1,903	245,039,185,000	1,464	Sep	417	19,912,740,000	101
Apr	1,822	229,614,455,000	1,247	Oct	60	2,912,425,000	12
May	1,071	128,176,750,000	885	Nov	-	-	-
Jun	1,156	144,140,535,000	1,021	Dec	-	-	-
Jul	1,109	141,989,480,000	936	2010	-	-	-
Aug	1,079	136,143,550,000	965	Jan	-	-	-
Sep	749	87,241,880,000	721	Feb	-	-	-
Oct	650	79,501,605,000	587	Mar	-	-	-
Nov	536	66,381,600,000	445	Apr	-	-	-
Dec	950	129,572,495,000	696	May	-	-	-

EXCHANGE MEMBERSHIP & PARTICIPANTS

SECURITIES COMPANY AND EXCHANGE MEMBERS REQUIREMENT

A securities company may do businesses as an underwriter, a broker-dealer, and/or investment manager. For each of these activities, a securities company should comply with the following requirements:

1. The company must obtain a separate license from BAPEPAM-LK;
2. The company is set up as limited liability corporation ("Perseroan Terbatas" or "PT");
3. The company must meet the paid-up capital requirements based on whether the company is an underwriter, a broker-dealer or an investment management;
4. All of the directors and dealers/marketing staffs of a securities company must have appropriate individual licenses, either as an underwriter, a broker-dealer or an investment management;
5. A director of a securities house cannot hold any positions, at all time, in any other companies.

The requirements for the a Securities Company to become an Exchange Member at the IDX, are as follows:

1. Obtain an active operating license to conduct the activities of broker-dealer from BAPEPAM;
2. The company must acquire 1 (one) of the IDX' share;
3. The company must have Order and Trading Authorizer license;
4. The company must have information technology officer for Remote Trading System;
5. The company must install the brokerage information system, that will allow the company to participate in the remote trading operation:
 - a. An integrated risk management system between front and and back end system;
 - b. Front end system which has order management and transaction monitoring functions.
6. The company must have facilities and infrastructure of Supporting Tools
7. The company must be declared as operationally capable, by the Information System Auditor. (The Company has been confirmed to be operationally capable by the IS Auditor)
8. The company must successfully complete the development phase, as stipulated by the IDX' regulations. (The Company has been confirmed to have successfully completed the Development Phase by the IDX)

As of the end of December 2009 the IDX has 120 IDX Members, 97 of which were local companies and the other 23 were joint-venture companies. Whereas, May 2010 the IDX Members are 120, 23 of which were joint-venture companies.

MINIMUM NET ADJUSTED WORKING CAPITAL (NAWC) REQUIREMENT

All Securities Companies that are Exchange Members must submit a daily report of the availability of the minimum Net Adjusted Working Capital (NAWC). The deadline for submission is 9:00 AM every day.

These Exchange Members must fulfill NAWC requirement. A Exchange Member who fails to submit this report or fails to fulfill NAWC requirement, will be suspended from trading.

BAPEPAM will revoke operational license of an Exchange Member that fails to fulfill the NAWC requirement for more than 30 consecutive days or more than 60 days within a 12-month period.

NAWC REQUIREMENT FOR EXCHANGE MEMBERS

No.	Line of Business	NAWC
1.	Broker Dealer (IDX members)	Rp 25 billion

OTHER REPORTING OBLIGATIONS FOR EXCHANGE MEMBERS

Exchange Members are also required to submit the following reports:

1. Monthly Activity Report. Deadline of submission: at the latest 12 (twelve) trading days of the subsequent month;
2. Un-audited Quarterly Financial Report. Must be submitted at the latest at the end of the 1st (first) month after the date of Un-audited Quarterly Financial Report;
3. Audited Annual Financial Report. Must be submitted at the latest at the end of the 3rd (third) month after the date of Audited Annual Financial Report;
4. Daily activity report for transaction, portfolio, margin, REPO/Reverse REPO. Must be submitted at the latest of the following day;
5. Other company-related information must be submitted to the Indonesia Stock Exchange, at the latest 5 (five) days after the occurrence of the events.

PARTICIPANTS REQUIREMENT

1. The company must obtain an active operating license to conduct the activities of broker-dealer/bank or approval letter from Bapepam LK in case of not having license to conduct the activities of broker-dealer/bank.
2. The company must possess at least two personel that has completed training by the bourse to operate CTP-PLTE (Centralized Trading Platform-Beneficiary of Securities Transaction Report)
3. Provide computer hardwares and network communication facility to conduct transaction reporting.
4. The company has completed CTP-PLTE reporting system fee obligation.

PARTICIPANT'S TRANSACTION REPORTING OBLIGATIONS

1. Participant must reports Securities transaction through CTP-PLTE at least thirty minutes after the transaction is dealed;
2. Trade between participant is reported (input) by selling party and confirmed by buying party;
3. Trade between participant and non participant are reported by participant;
4. The transaction is reported to IDX at work days between 09.30 – 17.00;
5. The transaction at the IDX (transactions at the exchange) are reported automatically by IDX to the CTP-PLTE.

CHANGE IN MEMBERS COMPANIES NAMES

No.	Announcement		Brokerage Firms Name	
	Date	Code	Former Name	New Name
1.	08-Jun-2009	XA	Clemont Securities Indonesia	Woori Korindo Securities Indonesia
2.	31-Jul-2009	HG	ABN Amro Asia Securities Indonesia	RBS Asia Securities Indonesia
3.	29-Mar-2010	RG	Millennium Atlantic Securities	Profindo International Securities
4.	27-Apr-2010	IH	Pacific Duaribu Investindo	Pacific 2000 Securities
5.	25-May-2010	PO	Bali Securities	Pilarmas Investindo

LIST OF PARTICIPANTS

No. Bank	No. Custodian Bank	No. Securities Companies
1. Royal Bank of Scotland (RBS)	1. Bank BNI (Persero) Tbk	20. Henan Putihrai Sekuritas
2. ANZ Panin Bank	2. Bank BRI (Persero) Tbk	21. Indomitra Securities
3. Bank Agroniaga Tbk	3. Bank Bukopin Tbk	22. Indo Premier Securities
4. Bank Artha Graha Internasional Tbk	4. Bank Central Asia Tbk	23. Investindo Nusantara Sekuritas
5. Bank BTPN Tbk	5. Bank CIMB Niaga Tbk	24. Jakarta Securities
6. Bank ICB Bumiputera Tbk	6. Bank Danamon Indonesia Tbk	25. KIM ENG Securities
7. Bank Capital Indonesia Tbk	7. Bank DBS Indonesia	26. Kresna Graha Sekurindo Tbk
8. Bank Central Asia Tbk	8. Bank Himpunan Saudara 1906 Tbk	27. Lautandhana Securindo
9. Bank Chinatrust Indonesia	9. Bank Internasional Indonesia Tbk	28. Madani Securities
10. Bank CIMB Niaga Tbk	10. Bank Mandiri (Persero) Tbk	29. Mahanusa Securities
11. Bank Commonwealth	11. Bank Panin Tbk	30. Makinta Securities
12. Bank Danamon Indonesia Tbk	12. Bank Permata	31. Mandiri Sekuritas
13. Bank DBS Indonesia	13. Citibank N.A	32. Masindo Artha Securities
14. Bank Ekspor Indonesia	14. Deutsche Bank AG Jakarta	33. Mega Capital Indonesia
15. Bank Himpunan Saudara 1906 Tbk	15. HSBC Bank	34. Minna Padi Investama
16. Bank Internasional Indonesia Tbk	16. Standard Chartered Bank	35. NC Securities
17. Bank Kesawan Tbk	17. Bank UOB Indonesia Tbk	36. Net Sekuritas
18. Bank Mandiri (Persero) Tbk		37. Nikko Securities Indonesia
19. Bank Mega Tbk	No. Securities Companies	38. NISP Sekuritas
20. Bank Negara Indonesia Tbk	1. Amantara Securities	39. Optima Securites
21. Bank OCBC Indonesia	2. AmCapital Indonesia	40. OSK Nusadana Securities
22. Bank OCBC NISP Tbk	3. Andalan Artha Advisindo Sekuri	41. Overseas Securities
23. Bank Of Tokyo-Mitsubishi UFJ Jakarta	4. Anugerah Securindo Indah	42. Pacific Capital
24. Bank Pan Indonesia Tbk	5. Artha Securities Indonesia, Tbk	43. Pacific 2000 Securities
25. Bank Permata Tbk	6. Asjaya Indosurya Securities	44. Panca Global Securities Tbk
26. Bank Rabobank International Indonesia	7. Bahana Securities	45. Panin Sekuritas Tbk
27. Bank Rakyat Indonesia Tbk	8. Batavia Prosperindo Sekuritas	46. Peak Securities
28. Bank Tabungan Negara, Tbk	9. Bhakti Securities	47. Pratama Capital Indonesia
29. Bank UOB Buana Tbk	10. Binaartha Parama	48. Recapital Securities
30. Bank Victoria International Tbk	11. BNI Securities	49. Reliance Securities Tbk
31. Citibank NA	12. Bumiputera Capital Indonesia	50. Samuel Sekuritas Indonesia
32. Deutsche Bank AG Jakarta	13. Ciptadana Sekuritas	51. Semesta Indovest
33. HSBC Bank	14. Danareksa Sekuritas	52. Sinarmas Sekuritas
34. JP Morgan Chase Bank, NA	15. Danpac Sekuritas	53. Sucorinvest Central Gani
35. Standard Chartered Bank	16. Dhanawibawa Artha Cemerlang	54. Trimegah Securities Tbk
36. Bank Ina Perdana	17. Erdikha Elit	55. UOB Kay Hian Securities
37. Bank Bukopin Tbk	18. Evergreen Capital, Tbk	56. Valbury Asia Securities
38. Bank Mutiara, Tbk	19. Finan Corpindo Nusa	57. Victoria Sekuritas

CHANGE IN PARTICIPANTS COMPANIES NAMES

No.	Announcement		Participant Firms Name	
	Date	Code	Former Name	New Name
1.	14 Okt 2009	BMPT	Bank Bumi Putera Indonesia Tbk.	Bank ICB Bumiputera Tbk.
2.	27-Apr-2010	S-IH	Pacific Duaribu Investindo	Pacific 2000 Securities

APPENDIX

LISTED COMPANIES

- | | |
|-----------------------------------------------------------------------------------------------------------------------------------------------------------------------------------------------------------------------------------------------------------------------------------------------------------------------------------------------------------------------------------------------------------------------------------------------------------|-----------------------------------------------------------------------------------------------------------------------------------------------------------------------------------------------------------------------------------------------------------------------------------------------------------------------------------------------------------------------------------------------------------------|
| <p>1 AALI Astra Agro Lestari Tbk. [S] 1 12 </p> <p>Jln. Puloayang Raya Blok OR-I
Kawasan Industri Pulo Gadung, Jakarta 13930
Phone : (021) 461-6555
Fax : (021) 461-6682, 461-6689
e-mail : investor@astra-agro.co.id
Website : www.astra-agro.co.id
CS : Santosa
SAB : PT Raya Saham Registra
PA : Haryanto Sahari & Rekan</p> | <p>7 ADMF Adira Dinamika Multi Finance Tbk. 8 82 </p> <p>Graha Adira, 10th - 12th Fl.
Jln. Menteng Raya No. 21, Jakarta 10340
Phone : (021) 391-8686, 392-1000
Fax : (021) 392-4826, 392-4827, 392-4780
e-mail : yuky.hondocono@adira.co.id
Website : www.adira.co.id
CS : Hafid Hadelii
SAB : PT Adimitra Transferindo
PA : Siddharta, Siddharta & Widjaja</p> |
| <p>2 ABBA Abdi Bangsa Tbk. [S] 9 95 </p> <p>Plaza ABDA, 26th Fl.
Jln. Jend. Sudirman Kav. 59, Jakarta 12190
Phone : (021) 5140-1655
Fax : (021) 5140-1653
e-mail : yahya.basalamah@jak-tv.com
Website : www.republika.co.id
CS : Yahya Basalamah
SAB : PT Adimitra Transferindo
PA : Jamaludin, Aria, Sukimto & Rekan</p> | <p>8 ADMG Polychem Indonesia Tbk. 4 43 </p> <p>Wisma 46 Kota BNI, 20th Fl.
Jln. Jend. Sudirman Kav. 1, Jakarta 10220
Phone : (021) 574-4848
Fax : (021) 5794-5832, 5794-5834
e-mail : corporate@polychemindo.com
Website : www.polychemindo.com
CS : Bambang Handoyo
SAB : PT Datindo Entrycom
PA : Osman Bing Satrio & Rekan</p> |
| <p>3 ABDA Asuransi Bina Dana Arta Tbk. 8 84 </p> <p>Plaza ABDA 27th Fl.
Jln. Jend. Sudirman Kav. 59, Jakarta 12190
Phone : (021) 5140-1688
Fax : (021) 5140-1698
e-mail : contactus@abdainsurance.co.id
Website : www.abdainsurance.co.id
CS : Marianty N. Santoso
SAB : PT Ficominindo Buana Registrar
PA : Hendrawinata Gani & Hidayat</p> | <p>9 ADRO Adaro Energy Tbk. 2 21 </p> <p>Menara Karya, 23rd Fl.
Jln. H.R. Rasuna Said, Blok X-5, Kav. 1-2, Jakarta 12950
Phone : (021) 521-1265
Fax : (021) 5794-4687
e-mail : corpsec@ptadaro.com; andre.mamuaya@ptadaro.com
Website : www.adaro.com
CS : Andre Johannes Mamuaya
SAB : PT Ficominindo Buana Registrar
PA : Tanudiredja, Wibisana & Rekan</p> |
| <p>4 ACES Ace Hardware Indonesia Tbk. [S] 9 93 </p> <p>Kawan Lama Building 5th Fl.
Jln. Puri Kencana No. 1 Meruya Kembangan, Jakarta 11610
Phone : (021) 582-2222
Fax : (021) 582-4022, 582-1520
e-mail : helen_tanzil@acehardware.co.id; ask_ace@acehardware.co.id
Website : www.acehardware.co.id
CS : Helen R. Tanzil
SAB : PT Adimitra Transferindo
PA : RSM Aryanto, Amir Jusuf, Mawar & Saptoto</p> | <p>10 AGRO Bank Agroniaga Tbk. 8 81 </p> <p>Plaza GRI
Jln. HR. Rasuna Said Blok X2 No. 1, Jakarta 12950
Phone : (021) 526-2570
Fax : (021) 526-2559
e-mail : hirawan@bankagro.co.id
Website : www.bankagro.co.id
CS : Hirawan Nur Kustono
SAB : PT Datindo Entrycom
PA : Kanaka Puradiredja, Suhartono</p> |
| <p>5 ADES Akasha Wira International Tbk. 5 51 </p> <p>Perkantoran Hijau Arkadia Tower C 15th - 16th Fl.
Jln. Letjen. TB. Simatupang Kav. 88, Jakarta 12520
Phone : (021) 2754-5000
Fax : (021) 7884-5549
e-mail : corporate.secretary@adeswaters.co.id
Website : -
CS : Thomas Maria Wisnu Adjie
SAB : PT Raya Saham Registra
PA : Hendrawinata Gani & Hidayat</p> | <p>11 AHAP Asuransi Harta Aman Pratama Tbk. 8 84 </p> <p>Jln. Balikpapan Raya No. 6
Jakarta 10130
Phone : (021) 634-8760
Fax : (021) 6386-4480, 6386-4545
e-mail : harta@asuransi-harta.co.id; sutjianta@gmail.com
Website : www.asuransi-harta.co.id
CS : Tata Sutjianta
SAB : PT Datindo Entrycom
PA : Doli, Bambang, Sudarmadji & Dadang</p> |
| <p>6 ADHI Adhi Karya (Persero) Tbk. 6 62 </p> <p>Jln. Raya Pasar Minggu KM 18
Jakarta - 12510
Phone : (021) 797-5312
Fax : (021) 797-5311
e-mail : corsec@adhi.co.id ; kgo@adhi.co.id
Website : www.adhi.co.id
CS : Kurnadi Gularso
SAB : PT Datindo Entrycom
PA : Husni, Mucharam & Rasidi</p> | <p>12 AIMS Akbar Indo Makmur Stimec Tbk. [S] 9 91 </p> <p>Jln. Suryopranoto No. 2
Harmoni Plaza Blok A-29, Jakarta 10130
Phone : (021) 6386-6977
Fax : (021) 6386-6979
e-mail : corpsec@aims.co.id
Website : www.aimstimec.co.id
CS : Syah Irwan
SAB : PT Sinartama Gunita
PA : Drs. Bambang & Rekan</p> |

LISTED COMPANIES

- | | |
|---------------------------------------------------------------------------------------------------------------------------------------------------------------------------------------------------------------------------------------------------------------------------------------------------------------------------------------------------------------------------------------------------------------------------------------------------------------------------------------|-------------------------------------------------------------------------------------------------------------------------------------------------------------------------------------------------------------------------------------------------------------------------------------------------------------------------------------------------------------------------------------------------------------------------------------------------|
| <p>13 AISA Tiga Pilar Sejahtera Food Tbk. 5 51 </p> <p>Alun Graha 1st Fl.,
Jln. Prof. Dr.Supomo, SH No. 233, Jakarta - 12870
Phone : (021) 831-8775
Fax : (021) 831-1215
e-mail : yulianni.l@tigapilar.com;martinus.ea@tigapilar.com
Website : -
CS : Yulianni Liyuwardi
SAB : PT Sinartama Gunita
PA : RSM Aryanto, Amir Jusuf, Mawar & Saptoto</p> | <p>19 ALKA Alakasa Industrindo Tbk. [S] 9 98 </p> <p>Jln. Pulo Gadung No. 4, Pulogadung Industrial Estate
Jakarta - 13930
Phone : (021) 526-5490, 526-5491
Fax : (021) 5265490 est 400. 460-8856
e-mail : alakasa@indosat.net.id
Website : -
CS : Hilton Barki
SAB : PT Raya Saham Registra
PA : Hendrawinata Gani & Hidayat</p> |
| <p>14 AKKU Aneka Kemasindo Utama Tbk. [S] 3 35 </p> <p>Kawasan Industri Jatake
Jln. Industri VIII Blok M No. 21 Bitung, Tangerang 15135
Phone : (021) 592-4127
Fax : (021) 592-4128
e-mail : anekakemasindo@telkom.net
Website : -
CS : Fanriyati
SAB : PT Adimitra Transferindo
PA : Achmad, Rasyid, Hisbullah & Jerry</p> | <p>20 ALMI Alumindo Light Metal Industry Tbk. 3 33 </p> <p>Sawotratap, Gedangan (Kompleks Industri Maspion Unit I)
Sidoarjo-61254
Phone : 031 - 853-15-31, 031- 853-29-94 (15-31/22-08)
Fax : (031) 8532608- 333-055, 333-218
e-mail : cs@alumindo.com
Website : -
CS : Tjiang Tiandy Alvian Cianto
SAB : PT Sirca Datapro Perdana
PA : Paul Hadiwinata, Hidajat, Arsono, Ade Fatma & Rekan</p> |
| <p>15 AKPI Argha Karya Prima Industries Tbk. [S] 3 35 </p> <p>Jln. Pahlawan, Desa Karang Asem Barat,
Citerep Cibinong Bogor 16810
Phone : (0251) 875-2707
Fax : (0251) 875-2248
e-mail : theo@arghakarya.com
Website : www.arghakarya.com
CS : Theodorus Leonardi
SAB : PT Raya Saham Registra
PA : Purwanton, Sarwoko & Sandjaja</p> | <p>21 AMAG Asuransi Multi Artha Guna Tbk. 8 84 </p> <p>Bank Panin Building 8th Fl.
Jln. Jend. Sudirman Senayan, Jakarta 10270
Phone : (021) 270-0590, 270-0600
Fax : (021) 725-0223, 720-5714
e-mail : magline@mag.co.id
Website : www.mag.co.id
CS : Dedi Setiawan
SAB : PT Blue Chip Mulia
PA : Osman Bing Satrio & Rekan</p> |
| <p>16 AKRA AKR Corporindo Tbk. 9 91 </p> <p>Wisma AKR, 7th - 8th Fl.
Jln. Panjang No.5, Keb. Jeruk, Jakarta
Phone : (021) 531-1110, 1555, 1569
Fax : (021) 531-1128, 1308, 1888
e-mail : haryati.utami@akr.co.id
Website : www.akr.co.id
CS : Harryati Utami
SAB : PT Raya Saham Registra
PA : Purwanton, Sarwoko & Sandjaja</p> | <p>22 AMFG Asahimas Flat Glass Tbk. [S] 3 32 </p> <p>Jln. Ancol IX/5, Ancol Barat.
Jakarta - 14430
Phone : (021) 690-4041
Fax : (021) 691-8820
e-mail : hendrik-adrianto@amfg.co.id; corporate-secretary@amfg.co.id
Website : www.amfg.co.id
CS : Hendrik Adrianto
SAB : PT Datindo Entrycom
PA : Siddharta & Widjaja</p> |
| <p>17 AKSI Asia Kapitalindo Securities Tbk. 8 83 </p> <p>Menara Imperium 12 X Fl. Suite C & P-11 Floor Metropolitan Kuningan Superblok
Jln. HR Rasuna Said Kav. 1A, Jakarta - 12980
Phone : (021) 835-4120, 831 7488
Fax : (021) 835-4130, 831 7487
e-mail : corporate@asiasecurities.co.id
Website : www.asiasecurities.co.id
CS : Yosi Kusdwiningrum
SAB : PT Adimitra Transferindo
PA : Doli, Bambang, Sudarmadji & Dadang</p> | <p>23 AMRT Sumber Alfaria Trijaya Tbk. 9 93 </p> <p>Jln. M.H. Thamrin No. 9
Cikokol, Tangerang 15117
Phone : (021) 5575-5966
Fax : (021) 5575-5961, 5575-4918
e-mail : -
Website : www.alfamartku.com
CS : Henryanto Komala
SAB : PT Adimitra Transferindo
PA : Purwanton, Sarwoko & Sandjaja</p> |
| <p>18 ALFA Alfa Retailindo Tbk. 9 93 </p> <p>Carrefour Lebak Bulus, 2nd Fl.
Jln. Lebak Bulus Raya No. 8 Jakarta 12310
Phone : (021) 7590-6420
Fax : (021) 7590-6477
e-mail : -
Website : www.alfa-retail.co.id
CS : Ales Okta Pratama
SAB : PT Adimitra Transferindo
PA : Osman Bing Satrio & Rekan</p> | <p>24 ANTA Anta Express Tour & Travel Service Tbk. [S] 9 94 </p> <p>Jln. Hayam Wuruk No. 88
Jakarta 11160
Phone : (021) 600-1888, 600-2888 (hunting)
Fax : (021) 659-7342, 600-0170
e-mail : antatour@cbn.net.id
Website : www.antatour.com
CS : Ratih Prabandari
SAB : PT Adimitra Transferindo
PA : Kosasih, Nurdiyaman, Tjahjo & Rekan</p> |

LISTED COMPANIES

- | | |
|---------------------------------------------------------------------------------------------------------------------------------------------------------------------------------------------------------------------------------------------------------------------------------------------------------------------------------------------------------------------------------------------------------------------------------------------------------------|-----------------------------------------------------------------------------------------------------------------------------------------------------------------------------------------------------------------------------------------------------------------------------------------------------------------------------------------------------------------------------------------------------------------------------------|
| <p>25 ANTM Aneka Tambang (Persero) Tbk. [S] 2 23 </p> <p>Aneka Tambang Building, Jln. Letjen TB. Simatupang No. 1
Lingkar Sel. Tanjung Barat, Jakarta - 12530
Phone : (021) 780-5119, 789-1234, 781-2635
Fax : (021) 781-2822
e-mail : corsec@antam.com
Website : www.antam.com
CS : Bimo Budi Satriyo
SAB : PT Datindo Entrycom
PA : Purwanto, Sarwoko & Sandjaja</p> | <p>31 ARGO Argo Pantes Tbk. 4 43 </p> <p>Wisma Argo Manunggal 2nd Fl. Jln. Gatot Subroto Kav. 22 No. 95
Jakarta 12930
Phone : (021) 252-0068, 252-0065
Fax : (021) 252-0029
e-mail : johannes.haryanto@amt.co.id
Website : www.amt.co.id
CS : Johannes Haryanto
SAB : PT EDI Indonesia
PA : Rama Wendra</p> |
| <p>26 APEX Apexindo Pratama Duta Tbk. [S] 2 22 </p> <p>Medco Building, 2nd - 3rd
Jln. Ampera Raya No. 20 Jakarta 12560
Phone : (021) 780-4766, 780-0840
Fax : (021) 788-0815, 780-4666
e-mail : investor-relations@apexindo.com
Website : www.apexindo.com
CS : Ade R. Satari
SAB : PT Datindo Entrycom
PA : Purwanto, Sarwoko & Sandjaja</p> | <p>32 ARNA Arwana Citramulia Tbk. [S] 3 32 </p> <p>Sentra Niaga Puri Indah Blok T2 No. 24
Kembangan Selatan, Jakarta - 11610
Phone : (021) 5830-2363
Fax : (021) 5830-2361
e-mail : info@arwanacitra.com; rudy@arwanacitra.com
Website : www.arwanacitra.com
CS : Rudy Sujanto
SAB : PT Adimitra Transferindo
PA : Purwanto, Sarwoko & Sandjaja</p> |
| <p>27 APIC Pan Pacific International Tbk. 8 89 </p> <p>Sona Topas Tower 18th Fl.
Jln. Jend. Sudirman Kav. 26, Jakarta 12920
Phone : (021) 252-4930
Fax : (021) 252-4931
e-mail : arthapacific@cbn.net.id
Website : www.panpacific_international.co.id
CS : Wiyana
SAB : PT Ficominco Buana Registrar
PA : Achmad, Rasyid, Hisbullah & Jerry</p> | <p>33 ARTA Arthavest Tbk. 8 89 </p> <p>Artha Building, Mangga Dua Square Blok F No. 40
Jln. Gunung Sahari Raya, Jakarta 14430
Phone : (021) 6231-2626
Fax : (021) 6231-2525
e-mail : cs@arthasecurities.com
Website : -
CS : Romy M. Turangan
SAB : PT Sinartama Gunita
PA : Anwar & Rekan</p> |
| <p>28 APLI Asiaplast Industries Tbk. 3 35 </p> <p>Menara Imperium 10th Fl. Suite D Jln. HR. Rasuna Said Kav. 1
Jakarta - 12980
Phone : (021) 835-4111
Fax : (021) 835-4113
e-mail : sec@asiaplast.co.id
Website : -
CS : Susanto Tjioe
SAB : PT Blue Chip Mulia
PA : Rasin, Ichwan & Rekan</p> | <p>34 ARTI Ratu Prabu Energi Tbk. 2 22 </p> <p>Ratu Prabu 1 Building (Amex Building)
Jln. T.B. Simatupang Kav. 20, Jakarta 12560
Phone : (021) 7883-6836
Fax : (021) 780-8037
e-mail : martini.suarsa@lmhwo.com
Website : -
CS : Martini U.D. Suarsa
SAB : PT Ficominco Buana Registrar
PA : Maksum, Suyanto, Hardjan & Rekan</p> |
| <p>29 APOL Arpeni Pratama Ocean Line Tbk. 7 74 </p> <p>Wisma BSG, 7th Fl.
Jln. Abdul Muis No. 40, Jakarta 10160
Phone : (021) 350-5350, 350-5355
Fax : (021) 350 5440
e-mail : corpsec@apol.co.id
Website : www.apol.co.id
CS : Ronald Nangoi
SAB : PT Datindo Entrycom
PA : Purwanto, Sarwoko & Sandjaja</p> | <p>35 ASBI Asuransi Bintang Tbk. 8 84 </p> <p>Jln. RS Fatmawati No. 32
Jakarta Selatan - 12430
Phone : (021) 7590-2777, 769-0000
Fax : (021) 7590-2555, 765-6287, 769-8558, 7591-0000
e-mail : hsm.widodo@asuransibintang.com; bintang@asuransibintang.com
Website : www.asuransibintang.com
CS : Hastanto Sri Margi Widodo
SAB : PT Blue Chip Mulia
PA : Mulyamin Sensi Suryanto</p> |
| <p>30 AQUA Aqua Golden Mississippi Tbk. [S] 5 51 </p> <p>Cyber 2 Tower 10th, 11th, 12th Fl., Jln. HR. Rasuna Said Blok X-5 No. 13
Kelurahan Kuningan Timur, Kecamatan Setiabudi, Jakarta 12950
Phone : 021 2996 1000 (hunting)
Fax : 021 2902 1292
e-mail : yanie.setionegoro@danone.com
Website : www.danone.com
CS : Yanie Setionegoro
SAB : PT Sirca Datapro Perdana
PA : Purwanto, Sarwoko & Sandjaja</p> | <p>36 ASDM Asuransi Dayin Mitra Tbk. 8 84 </p> <p>Wisma Sudirman Annex
Jln. Jend. Sudirman Kav. 34, Jakarta 10220
Phone : (021) 570-8989
Fax : (021) 570-9268, 570-9273 - 6
e-mail : csecretary@dayinmitra.co.id
Website : www.dayinmitra.co.id
CS : Purnama Hadiwidjaja
SAB : PT Datindo Entrycom
PA : Purwanto, Sarwoko & Sandjaja</p> |

LISTED COMPANIES

- | | |
|--------------------------------------------------------------------------------------------------------------------------------------------------------------------------------------------------------------------------------------------------------------------------------------------------------------------------------------------------------------------------------------------------------------|--------------------------------------------------------------------------------------------------------------------------------------------------------------------------------------------------------------------------------------------------------------------------------------------------------------------------------------------------------------------------------------------------------------------------------|
| <p>37 ASGR Astra Graphia Tbk. [S] 9 97 </p> <p>Jln. Kramat Raya No. 43
Jakarta - 10450
Phone : (021) 390-9444, 230-2460
Fax : (021) 390-9388, 390-9181
e-mail : info-corporate@astragraphia.co.id
Website : www.astragraphia.co.id
CS : Susy Herlina Widjaja
SAB : PT Blue Chip Mulia
PA : Haryanto Sahari & Rekan</p> | <p>43 ATPK ATPK Resources Tbk. 2 21 </p> <p>Wisma GKBI 39th Floor, Suite 3901
Jln. Jend. Sudirman No.28, Jakarta 10210
Phone : (021) 5799-8155
Fax : (021) 5799-8156
e-mail : atpk_office@atpkresources.co.id
Website : www.atpkresources.com
CS : Andreas Andy Santoso
SAB : PT Adimitra Transferindo
PA : Hadori Sugiarto Adi & Rekan</p> |
| <p>38 ASIA Asia Natural Resources Tbk. [S] 9 91 </p> <p>Jln. Danau Toba 46A
Pejompongan, Bendungan Hilir, Jakarta Pusat
Phone : (021) 578-51391
Fax : (021) 579-50990
e-mail : say_stanislaus@yahoo.com; widi@anr.co.id
Website : www.anr.co.id
CS : Stanislaus Say
SAB : PT Ficomindo Buana Registrar
PA : Drs. Moch. Zainuddin</p> | <p>44 AUTO Astra Otoparts Tbk. [S] 4 42 </p> <p>Jln. Raya Pegangsaan Dua Km. 2.2 Kelapa Gading
Jakarta - 14250
Phone : (021) 460-3550, 460-7025
Fax : (021) 460-3549, 460-7009, 460-3559
e-mail : investor@component.astra.co.id; auto@component.astra.co.id
Website : www.component.astra.co.id
CS : Robby Sani
SAB : PT Raya Saham Registra
PA : Haryanto Sahari & Rekan</p> |
| <p>39 ASII Astra International Tbk. [S] 4 42 </p> <p>AMDI Building, Jln. Gaya Motor Raya No. 8 Sunter II
Jakarta - 14330
Phone : (021) 652-2555
Fax : (021) 651-2058, 651-2059
e-mail : aminuddin@ai.astra.co.id
Website : www.astra.co.id
CS : Aminuddin
SAB : PT Raya Saham Registra
PA : Haryanto Sahari & Rekan</p> | <p>45 BABP Bank ICB Bumiputera Tbk. 8 81 </p> <p>Menara ICB Bumiputera Lantai 9
Jln. Probolinggo No. 18 Menteng, Jakarta 10350
Phone : (021) 391 9898
Fax : (021) 391 9797
e-mail : bank@bumiputera.co.id
Website : www.bumiputera.co.id
CS : Cut Saskia Amitra
SAB : PT Datindo Entrycom
PA : Purwantono, Sarwoko & Sandjaja</p> |
| <p>40 ASJT Asuransi Jasa Tania Tbk. 8 84 </p> <p>Wisma Jasa Tania
Jln. Teuku Cik Ditiro No. 14, Jakarta - 10350
Phone : (021) 310-1850
Fax : (021) 319-23089
e-mail : ajstania@jasatania.co.id
Website : www.jasatania.co.id
CS : Gevie Rooseno
SAB : PT Adimitra Transferindo
PA : Sugijadi, Kurdi & Riyono</p> | <p>46 BACA Bank Capital Indonesia Tbk. 8 81 </p> <p>Sona Topas Tower, 12th Fl.
Jln. Jend. Sudirman Kav. 26 Jakarta 12920
Phone : (021) 250-6768
Fax : (021) 250-6769
e-mail : isbandiono@bankcapital.co.id;
Website : www.bankcapital.co.id
CS : Isbandiono
SAB : PT Sinartama Gunita
PA : Tanubrata Sutanto & Rekan</p> |
| <p>41 ASRI Alam Sutera Realty Tbk. [S] 6 61 </p> <p>Wisma Argo Manunggal, 18th Fl.
Jln. Jend. Gatot Subroto Kav. 22, Jakarta 12930
Phone : (021) 252-3838
Fax : (021) 252-5050
e-mail : corsec@alam-sutera.com
Website : www.alam-sutera.com
CS : Hendra Kurniawan
SAB : PT Raya Saham Registra
PA : Paul Hadiwinata, Hidajat, Arsono, Ade Fatma & Rekan</p> | <p>47 BAEK Bank Ekonomi Raharja Tbk. 8 81 </p> <p>Graha Ekonomi
Jln. Setiabudi Selatan Kav. 7 - 8 Jakarta 12920
Phone : (021) 2554-5800
Fax : (021) 5790-4455
e-mail : corpsec@bankekonomi.co.id
Website : www.bankekonomi.co.id
CS : Lenggono Sulistianto Hadi
SAB : PT Blue Chip Mulia
PA : Siddharta, Siddharta & Widjaja</p> |
| <p>42 ASRM Asuransi Ramayana Tbk. 8 84 </p> <p>Jln. Kebon Sirih No. 49
Jakarta Pusat - 10340
Phone : (021) 3193-7148
Fax : (021) 3193-4825
e-mail : yoyok.setio@ramayanains.com
Website : www.ramayanains.com
CS : Yoyok Setio
SAB : PT BSR Indonesia
PA : Mulyamin Sensi Suryanto</p> | <p>48 BAPA Bekasi Asri Pemula Tbk. [S] 6 61 </p> <p>Tomang Tol Building, 2nd Floor
Jln. Arjuna No. 1 Tanjung Duren Selatan Jakarta 11470
Phone : (021) 563-6913, 5694-2191
Fax : (021) 568-7232
e-mail : -
Website : -
CS : Dharmawati
SAB : PT Adimitra Transferindo
PA : Eddy Prakarsa Permana & Siddharta</p> |

LISTED COMPANIES

- | | |
|------------------------------------------------------------------------------------------------------------------------------------------------------------------------------------------------------------------------------------------------------------------------------------------------------------------------------------------------------------------------------------------------------------|--------------------------------------------------------------------------------------------------------------------------------------------------------------------------------------------------------------------------------------------------------------------------------------------------------------------------------------------------------------------------------------------------------------------------|
| <p>49 BATA Sepatu Bata Tbk. [S] 4 44 </p> <p>Graha Bata, Jln. RA. Kartini Kav. 28
Cilandak Barat, Jakarta selatan 12430
Phone : (021) 750-5353
Fax : (021) 750-5354
e-mail : murniansyah@bataindonesia.com
Website : www.bata.com
CS : Murniansyah Madjid
SAB : PT Blue Chip Mulia
PA : Purwanton, Sarwoko & Sandjaja</p> | <p>55 BBNI Bank Negara Indonesia Tbk. 8 81 </p> <p>BNI Building, 24th Fl.
Jln.Jend.Sudirman Kav. 1, Jakarta 10220
Phone : (021) 572-8387, 572-8037
Fax : (021) 572-8295, 572-8053
e-mail : bni@bni.co.id; intan.abdams@bni.co.id
Website : www.bni.co.id
CS : Intan Abdams Katoppo
SAB : PT Datindo Entrycom
PA : Purwanton, Sarwoko & Sandjaja</p> |
| <p>50 BATI BAT Indonesia Tbk. 5 52 </p> <p>Plaza Bapindo -Citibank Tower 2nd Fl.
Jln. Jend. Sudirman Kav. 54-55, Jakarta 12190
Phone : (021) 526-8388
Fax : (021) 526-8389
e-mail : wahyu_trikusumo@bat.com
Website : www.bat.com
CS : Hadrianus Wahyu Trikusumo
SAB : PT Sirca Datapro Perdana
PA : Haryanto Sahari & Rekan</p> | <p>56 BBNP Bank Nusantara Parahyangan Tbk. 8 81 </p> <p>Jln. Ir. H. Juanda No. 95
Bandung 40132
Phone : (022) 255-0100
Fax : (022) 251-4580
e-mail : mario@bankbnp.com
Website : -
CS : Mario Yahya
SAB : PT Sinartama Gunita
PA : Sanusi, Supardi & Soegiharto</p> |
| <p>51 BAYU Bayu Buana Tbk. [S] 9 94 </p> <p>Jln. Ir. H. Juanda III/2A
Jakarta - 10210
Phone : (021) 2350-9999
Fax : (021) 351-7432, 386-1955
e-mail : office@bayubuanatravel.com
Website : www.bayubuanatravel.com
CS : Henry Paul
SAB : PT EDI Indonesia
PA : RSM Aryanto, Amir Jusuf, Mawar & Saptoto</p> | <p>57 BBRI Bank Rakyat Indonesia Tbk. 8 81 </p> <p>BRI I Building, Jln. Jend. Sudirman No. 44 - 46
Jakarta 10210
Phone : (021) 251-0244; 251-0254; 251-0264
Fax : (021) 250-0065, 250-0077, 570-1865
e-mail : humas@bri.co.id; ir@bri.co.id; user_id@bri.co.id
Website : www.bri.co.id
CS : Muhamad Ali
SAB : PT Datindo Entrycom
PA : Purwanton, Sarwoko & Sandjaja</p> |
| <p>52 BBKA Bank Central Asia Tbk. 8 81 </p> <p>Menara BCA, Grand Indonesia
Jln. M.H. Thamrin No. 1, Jakarta Pusat 10310
Phone : (021) 2358-8000
Fax : (021) 2358-8300
e-mail : raymon_yonarto@bca.co.id; investor_relations@bca.co.id
Website : www.klikbca.com
CS : Raymon Yonarto
SAB : PT Raya Saham Registra
PA : Purwanton, Sarwoko & Sandjaja</p> | <p>58 BBTN Bank Tabungan Negara (Persero) Tbk. 8 81 </p> <p>Menara BTN
Jln. Gajah Mada No. 1, Jakarta 10130
Phone : (021) 633-6733 ; 633-6789
Fax : (021) 633-6737
e-mail : rakhmat.nugroho@btn.co.id
Website : www.btn.co.id
CS : Rakhmat Nugroho
SAB : PT Datindo Entrycom
PA : Purwanton, Sarwoko & Sandjaja</p> |
| <p>53 BBKP Bank Bukopin Tbk. 8 81 </p> <p>Bank Bukopin Building
Jln. MT Haryono Kav. 50 - 51, Jakarta 12770
Phone : (021) 798-8266, 798-9837
Fax : (021) 798-0625, 798-0238
e-mail : corsec@bukopin.co.id
Website : www.bukopin.co.id
CS : Tantri Wulandari
SAB : PT Datindo Entrycom
PA : Purwanton, Sarwoko & Sandjaja</p> | <p>59 BCAP Bhakti Capital Indonesia Tbk. 8 89 </p> <p>MNC Tower, 4th Fl, Jl. Kebon Sirih No.17-19
Jakarta Pusat 10340
Phone : (021) 392-2000
Fax : (021)3983-6870, 3983-6886
e-mail : reinhard@bhakti-investama.com
Website : www.bhakti-investama.com
CS : Reinhard Simanjuntak
SAB : PT BSR Indonesia
PA : Kosasih, Nurdiyaman, Tjahjo & Rekan</p> |
| <p>54 BBLD Buana Finance Tbk. 8 82 </p> <p>Plaza Chase 17th Fl., Jln. Jend. Sudirman Kav. 21
Jakarta - 12920
Phone : (021) 520-8066
Fax : (021) 520-8055
e-mail : sudiono.pujo@buanafinance.co.id; corporate.secretary@buanafinance.co.id
Website : www.buanafinance.co.id
CS : Sudiono Pujo
SAB : PT EDI Indonesia
PA : Purwanton, Sarwoko & Sandjaja</p> | <p>60 BCIC Bank Mutiara Tbk. 8 81 </p> <p>Sentral Senayan II Building, 22nd Fl.
Jln. Asia Afrika No. 8, Jakarta 10270
Phone : (021) 572-4180 (Hunting)
Fax : (021) 572-4443
e-mail : rohanhafas@mutiarabank.co.id
Website : www.mutiarabank.com
CS : Rohan Hafas
SAB : PT Sharestar Indonesia
PA : RSM Aryanto, Amir Jusuf, Mawar & Saptoto</p> |

LISTED COMPANIES

- | | |
|-----------------------------------------------------------------------------------------------------------------------------------------------------------------------------------------------------------------------------------------------------------------------------------------------------------------------------------------------------------------------------------------------------------------------------------|------------------------------------------------------------------------------------------------------------------------------------------------------------------------------------------------------------------------------------------------------------------------------------------------------------------------------------------------------------------------------------------------|
| <p>61 BCIP Bumi Citra Permai Tbk. 6 61 </p> <p>Millenium Group Building, Jln. Kramat Raya No. 32-34
Kel. Kwitang, Kec. Senen, Jakarta Pusat 10450
Phone : (021) 391-6338
Fax : (021) 319-35557
e-mail : info@bumicitrapermai.com; yusly@bumicitrapermai.com
Website : www.bumicitrapermai.com
CS : Yusly
SAB : PT Adimitra Transferindo
PA : Jamaludin, Aria, Sukimto & Rekan</p> | <p>67 BIPI Benakat Petroleum Energy Tbk. 2 22 </p> <p>Sentral Senayan II, 27th Fl.
Jln. Asia Afrika No. 8, Gelora Bung Karno, Jakarta 10270
Phone : (021) 5797-4420
Fax : (021) 5797-4411
e-mail : corsec@benakat.co.id
Website : www.benakat.co.id
CS : Ferdinand Dion
SAB : PT Ficomindo Buana Registrar
PA : Bismar, Muntalib & Yunus</p> |
| <p>62 BDMN Bank Danamon Indonesia Tbk. 8 81 </p> <p>Menara Bank Danamon 7th Fl., Jln. Prof. DR. Satrio Kav. E4/6
Mega Kuningan, Jakarta - 12950
Phone : (021) 5799-1001 - 03 (H)
Fax : (021) 5799-1160/61
e-mail : corpsec@danamon.co.id;
Website : www.danamon.co.id
CS : Dini Herdini
SAB : PT Raya Saham Registra
PA : Siddharta, Siddharta & Widjaja</p> | <p>68 BIPP Bhuwanatala Indah Permai Tbk. [S] 6 61 </p> <p>Graha BIP 6th Fl., Jl Jend. Gatot Subroto Kav. 23
Jakarta - 12930
Phone : (021) 252-2535
Fax : (021) 252-2532
e-mail : arianto@bipp.co.id
Website : -
CS : Arianto Syarief
SAB : PT Adimitra Transferindo
PA : Johan Malonda Astika & Rekan</p> |
| <p>63 BEKS Bank Eksekutif Internasional Tbk. 8 81 </p> <p>Menara Eksekutif Jln. MH Thamrin Kav. 9
Jakarta Pusat
Phone : 021-390 2223
Fax : 021-352 3681
e-mail : corpsec_BEI@yahoo.com;
Website : www.bankeksektif.co.id
CS : Hery Hartawan
SAB : PT Sirca Datapro Perdana
PA : Ishak, Saleh, Soewondo & Rekan</p> | <p>69 BISI BISI International Tbk. [S] 1 11 </p> <p>Jln. Raya Surabaya - Mojokerto Km. 19,
Bringinbendo, Taman, Sidoarjo 61257
Phone : (031) 788-2528
Fax : (031) 788-6868
e-mail : Investor.relations@bisi.co.id
Website : www.bisi.co.id
CS : Setiadi Setiokusumo
SAB : PT Adimitra Transferindo
PA : Purwantono, Sarwoko & Sandjaja</p> |
| <p>64 BFIN BFI Finance Indonesia Tbk. 8 82 </p> <p>MNC Tower, 25th Fl. Jln. Kebon Sirih No. 17 - 19
Jakarta - 10340
Phone : (021) 391-0110, 392-0061, 392-0091
Fax : (021) 391-2005, 392-0607
e-mail : corsec@bfi.co.id
Website : www.bfi.co.id
CS : Cornelius Henry
SAB : PT Sirca Datapro Perdana
PA : Tanubrata Sutanto & Rekan</p> | <p>70 BKDP Bukit Darmo Property Tbk. [S] 6 61 </p> <p>Office Park 2 No. 1 Jln. Bukit Darmo Boulevard
Surabaya 60226
Phone : (031) 731-8666
Fax : (031) 731-6666
e-mail : corporatesecretary@bukitdarmoproperty.com
Website : www.bukitdarmoproperty.com
CS : Brasada Chandra
SAB : PT Sharestar Indonesia
PA : Hadori Sugiarto Adi & Rekan</p> |
| <p>65 BHIT Bhakti Investama Tbk. 9 98 </p> <p>MNC Tower, 5th Fl., Jl. Kebon Sirih No. 17 - 19
Jakarta - 10340
Phone : (62-021) 392-5000
Fax : (62-021) 3983-6870
e-mail : bhiti@bhakti-investama.com
Website : www.bhakti-investama.com
CS : Robert Budi Satrya
SAB : PT BSR Indonesia
PA : Osman Bing Satrio & Rekan</p> | <p>71 BKSL Sentul City Tbk. [S] 6 61 </p> <p>Menara Sudirman Building 23rd Fl.
Jln. Jend. Sudirman Kav.60, Jakarta 12190
Phone : (021) 522-6848
Fax : (021) 8796-1775, 8796-2127
e-mail : sadbs@idola.net.id
Website : www.bukitsentul.co.id
CS : Hari Ganie
SAB : PT Sirca Datapro Perdana
PA : Tanubrata Sutanto & Rekan</p> |
| <p>66 BIMA Primarindo Asia Infrastructur Tbk. 4 44 </p> <p>Jln. Raya Ranca Bolang No. 98
Gedebage, Bandung
Phone : (022) 756-0555,
Fax : (022) 756-2406
e-mail : tax@primarindo.com
Website : -
CS : Mohamad Al Hadi
SAB : PT Raya Saham Registra
PA : Sanusi, Supardi & Soegiharto</p> | <p>72 BKSW Bank Kesawan Tbk. 8 81 </p> <p>Jln. Hayam Wuruk 33
Jakarta - 10120
Phone : (021) 350-8888 (Hunting)
Fax : (021)352 3681
e-mail : msuci@bankkesawan.co.id
Website : www.bankkesawan.co.id
CS : Maria Suci Rahayu
SAB : PT Adimitra Transferindo
PA : Hananta Budianto & Rekan</p> |

LISTED COMPANIES

- | | |
|--------------------------------------------------------------------------------------------------------------------------------------------------------------------------------------------------------------------------------------------------------------------------------------------------------------------------------------------------------------------------------------------------------------------------|----------------------------------------------------------------------------------------------------------------------------------------------------------------------------------------------------------------------------------------------------------------------------------------------------------------------------------------------------------------------------------------------------------------|
| <p>73 BLTA Berlian Laju Tanker Tbk. 7 74 </p> <p>Wisma BSG 5th Fl., Jln. Abdul Muis No. 40
Jakarta - 10160
Phone : (021) 3006-0300
Fax : (021) 3006-0389, 3006-0391
e-mail : kevinwong@blt.co.id; peter.chayson@blt.co.id
Website : www.blt.co.id
CS : Kevin Wong
SAB : PT Sinartama Gunita
PA : Osman Bing Satrio & Rekan</p> | <p>79 BNGA Bank CIMB Niaga Tbk. 8 81 </p> <p>Graha Niaga 5th Fl., Jln. Jend. Sudirman No. 58
Jakarta - 12190
Phone : (021) 250-5151, 250-5252, 250-5353
Fax : (021) 250-5205
e-mail : investor.relations@cimbniaga.co.id
Website : www.cimbniaga.com
CS : Harsya Denny Suryo
SAB : PT Sirca Dalapro Perdana
PA : Haryanto Sahari & Rekan</p> |
| <p>74 BMRI Bank Mandiri (Persero) Tbk. 8 81 </p> <p>Plaza Mandiri
Jln. Jend. Gatot Subroto Kav. 36-38 Jakarta 12190
Phone : (021) 526-5045, 526-5095
Fax : (021) 527-4477, 527-5577
e-mail : sukoriyanto.saputro@bankmandiri.co.id
Website : www.bankmandiri.co.id
CS : Sukoriyanto Saputro
SAB : PT Daiindo Entrycom
PA : Haryanto Sahari & Rekan</p> | <p>80 BNII Bank Internasional Indonesia Tbk. 8 81 </p> <p>Plaza BII Tower 2, 6th Fl.,
Jln. M.H. Thamrin No. 51, Jakarta - 10350
Phone : (021) 230-0888
Fax : (021) 3199 0070
e-mail : rita.mirasari@bankbii.com
Website : www.bii.co.id
CS : Rita Mirasari
SAB : PT Sinartama Gunita
PA : Haryanto Sahari & Rekan</p> |
| <p>75 BMSR Bintang Mitra Semestaraya Tbk. 6 61 </p> <p>Panin Tower Senayan City 10th Fl.
Jln. Asia Afrika Lot 19, Jakarta 10270
Phone : (021) 7061-8297, 7278-1760
Fax : (021) 7278-1864, 7278-2152
e-mail : ristia@indo.net.id
Website : -
CS : Olga Oktavia Patuwu
SAB : PT Sinartama Gunita
PA : Eddy Prakarsa Permana & Siddharta</p> | <p>81 BNLI Bank Permata Tbk. 8 81 </p> <p>Permata Bank Tower I, 17th floor
Jln. Jend Sudirman Kav. 27, Jakarta 12920
Phone : (021) 523-7899, 523-7999
Fax : (021) 252 4492
e-mail : kgrace@permatabank.co.id;
Website : www.permatabank.com
CS : Katharine Grace
SAB : PT Blue Chip Mulia
PA : Siddharta, Siddharta & Widjaja</p> |
| <p>76 BMTR Global Mediacom Tbk. [S] 9 98 </p> <p>MNC Tower 27th Fl.
Jln. Kebon Sirih Kav. 17 - 19, Jakarta 10340
Phone : (021) 390-9211, 390-0310
Fax : (021) 390-9207
e-mail : am.sinulingga@mediacom.co.id
Website : www.mediacom.co.id
CS : Arya Mahendra Sinulingga
SAB : PT BSR Indonesia
PA : Osman Bing Satrio & Rekan</p> | <p>82 BPFI Batavia Prosperindo Finance Tbk. 8 82 </p> <p>Plaza Chase 12th Fl.
Jln. Jend. Sudirman Kav. 21 Jakarta 12920
Phone : (021) 520-0434
Fax : (021) 520-9160
e-mail : indah@binafinance.com
Website : -
CS : Indah Mulyawan
SAB : PT Adimitra Transferindo
PA : Tanubrata Sutanto & Rekan</p> |
| <p>77 BNBA Bank Bumi Artha Tbk. 8 81 </p> <p>Jln. Wahid Hasyim No. 234
Jakarta 10250
Phone : (021) 230-0455
Fax : (021) 310-2632
e-mail : lyvinia_sari@yahoo.com
Website : www.bankbba.co.id
CS : Lyvinia Sari
SAB : PT Adimitra Transferindo
PA : Osman Bing Satrio & Rekan</p> | <p>83 BRAM Indo Kordsa Tbk. [S] 4 42 </p> <p>Jln. Pahlawan, Desa Karang Asem Timur
Citeureup, Bogor 16810
Phone : (021) 875-2115
Fax : (021) 875-3934
e-mail : andreas.lesmana@indokordsa.com
Website : www.indokordsa.com
CS : Andreas Lesmana
SAB : PT EDI Indonesia
PA : Tanudiredja, Wibisana & Rekan</p> |
| <p>78 BNBR Bakrie & Brothers Tbk. 9 98 </p> <p>Wisma Bakrie 2, 16th - 17th Fl.
Jln. HR Rasuna Said Kav. B-2, Jakarta 12920
Phone : (021) 9363-3333, 9369-9999
Fax : (021) 520-0361
e-mail : management@bakrie.co.id;
Website : www.bakrie-brothers.com
CS : R.A. Sri Dharmayanti
SAB : PT EDI Indonesia
PA : Tjiendradjaja & Handoko Tomo</p> | <p>84 BRNA Berlina Tbk. [S] 3 35 </p> <p>Jln. Raya Pandaan KM 43
Pandaan 67156, Pasuruan, Jawa Timur
Phone : (0343) 631-901
Fax : (0343) 631-902
e-mail : post.master@berlina.co.id; lioe.culing@berlina.co.id
Website : -
CS : Lioe Cu Ling
SAB : PT Adimitra Transferindo
PA : Hendrawinata Gani & Hidayat</p> |

LISTED COMPANIES

- | | |
|-----------------------------------------------------------------------------------------------------------------------------------------------------------------------------------------------------------------------------------------------------------------------------------------------------------------------------------------------------------------------------------------------------------------------------------------------------------------|----------------------------------------------------------------------------------------------------------------------------------------------------------------------------------------------------------------------------------------------------------------------------------------------------------------------------------------------------------------------------------------------------------------------|
| <p>85 BRPT Barito Pacific Tbk. [S] 3 34 </p> <p>Wisma Barito Pacific Tower B, 8th Fl.
Jln. Letjen S. Parman Kav. 62 - 63, Jakarta - 11410
Phone : (021) 530-6711
Fax : (021) 530-6680
e-mail : corpsec@barito.co.id
Website : www.barito-pacific.com
CS : Salwati Agustina
SAB : PT Sirca Datapro Perdana
PA : Osman Bing Satrio & Rekan</p> | <p>91 BTPN Bank Tabungan Pensiunan Nasional Tbk. 8 81 </p> <p>Menara Prima Lt. 10, 23 dan 29
Jln. Lingkar Mega Kuningan Blok 6.2, Kawasan Mega Kuningan, Jakarta 1
Phone : (021) 300 26100
Fax : (021) 300 26111
e-mail : anika.faisal@bankbtpn.co.id
Website : www.bankbtpn.co.id
CS : Anika Faisal
SAB : PT Datindo Entrycom
PA : Purwanto, Sarwoko & Sandjaja</p> |
| <p>86 BSDE Bumi Serpong Damai Tbk. [S] 6 61 </p> <p>Taman Perkantoran I BSD
Jln. Pahlawan Seribu, Tangerang - 15322
Phone : (021) 537-0161
Fax : (021) 537-0002, 537-0003
e-mail : bsde@bsdcity.com
Website : www.bsdcity.com
CS : Fenyati Tenggara
SAB : PT Sinartama Gunita
PA : Mulyamin Sensi Suryanto</p> | <p>92 BUDI Budi Acid Jaya Tbk. 3 34 </p> <p>Wisma Budi 8th - 9th Fl. Jln. HR. Rasuna Said Kav. C - 6
Jakarta - 12940
Phone : (021) 521-3383
Fax : (021) 521-3339, 521-3392
e-mail : mawarti.wongso@budiacidjaya.co.id
Website : www.budiacidjaya.com
CS : Mawarti Wongso
SAB : PT Sinartama Gunita
PA : Johan Malonda Astika & Rekan</p> |
| <p>87 BSWD Bank Swadesi Tbk. 8 81 </p> <p>Jln. KH Samanhudi No. 37
Jakarta - 10710
Phone : (021) 350-0007
Fax : (021) 380-8178
e-mail : corporate@bankswadesi.co.id
Website : www.bankswadesi.co.id
CS : Iwan Yuda Pramudhi
SAB : PT Adimitra Transferindo
PA : Osman Bing Satrio & Rekan</p> | <p>93 BUKK Bukaka Teknik Utama Tbk. * 7 75 </p> <p>Jln. Raya Bekasi - Cibinong Km.19,5, Cilengsi
Bogor - 16820
Phone : (021) 823-1165 (H)
Fax : (021) 823-1149
e-mail : corpsec@bukaka.com; sofiani@bukaka.com
Website : www.bukaka.com
CS : Johansyah Anwar
SAB : PT BSR Indonesia
PA : Rama Wendra</p> |
| <p>88 BTEK Bumi Teknokultura Unggul Tbk. [S] 1 19 </p> <p>Jln. Raya Otonom Pasar Kemis, Desa Pasir Gadung,
Kec. Cikupa, Tangerang KM 30
Phone : (021) 7111-2174,7111-2184
Fax : (021) 547-5834, 546-5835, 5940-3666
e-mail : unggul@teknokultura.com
Website : -
CS : Franky Tjokrosaputro, Siti Nurhayati Wahyuni, Teti Fahmi Okatriandita
SAB : PT Ficomindo Buana Registrar
PA : Muhammad Sofyan & Rekan</p> | <p>94 BUMI Bumi Resources Tbk. [S] 2 21 </p> <p>Wisma Bakrie 2, 7th Fl.
Jln. HR Rasuna Said Kav. B2, Jakarta 12920
Phone : (021) 5794-2080
Fax : (021) 5794-2070
e-mail : dileep@bumiresources.com
Website : www.bumiresources.com
CS : Dileep Srivastava
SAB : PT Ficomindo Buana Registrar
PA : Tjiendradjaja & Handoko Tomo</p> |
| <p>89 BTEL Bakrie Telecom Tbk. [S] 7 73 </p> <p>Wisma Bakrie, 3rd Fl.
Jln. H.R. Rasuna Said Kav. B-1, Jakarta 12920
Phone : (021) 9110-1112
Fax : (021) 9110-0080
e-mail : harry.prabowo@bakrietelecom.com
Website : www.bakrietelecom.com
CS : Harry Prabowo
SAB : PT Ficomindo Buana Registrar
PA : Tjiendradjaja & Handoko Tomo</p> | <p>95 BVIC Bank Victoria International Tbk. 8 81 </p> <p>Bank Panin Building, Senayan Ground Floor
Jln. Jend. Sudirman No. 1, Jakarta 10270
Phone : (021) 573-5425
Fax : (021) 573-5429
e-mail : corsec@victoriabank.co.id
Website : www.victoriabank.co.id
CS : Tamunan Kiting
SAB : PT Adimitra Transferindo
PA : Hendrawinata Gani & Hidayat</p> |
| <p>90 BTON Betonjaya Manunggal Tbk. [S] 3 33 </p> <p>Jln. Raya Krikilan No. 434 Km 28
Kec. Driyorejo, Gresik - 61177
Phone : Phone : 031-750 7303
Fax : Fax : 031-750 7302
e-mail : -
Website : -
CS : Saiful Fuad
SAB : PT BSR Indonesia
PA : RSM Aryanto, Amir Jusuf, Mawar & Saptoto</p> | <p>96 BWPT BW Plantation Tbk. 1 12 </p> <p>Menara Batavia, 22nd Fl.
Jln. K.H. Mas Mansyur Kav. 126, Jakarta 10220
Phone : (021) 574-7428
Fax : (021) 574-7429
e-mail : investor@bwplantation.com
Website : www.bwplantation.com
CS : Kelik Irwanto
SAB : PT BSR Indonesia
PA : Mulyamin Sensi Suryanto</p> |

LISTED COMPANIES

- | | |
|------------------------------------------------------------------------------------------------------------------------------------------------------------------------------------------------------------------------------------------------------------------------------------------------------------------------------------------------------------------------------------------------------------|------------------------------------------------------------------------------------------------------------------------------------------------------------------------------------------------------------------------------------------------------------------------------------------------------------------------------------------------------------------------------------------------------------------------------------|
| <p>97 BYAN Bayan Resources Tbk. 2 21 </p> <p>Graha Irama Building, 12th Floor, Suite O
Jln. H.R. Rasuna Said, Blok X-1, Kav. 1-2, Jakarta Selatan 12950
Phone : (021) 526-9868
Fax : (021) 526-9866
e-mail : corpsec@bayan.com.sg
Website : www.bayan.com.sg
CS : Jenny Quantero
SAB : PT Raya Saham Registra
PA : Tanudiredja, Wibisana & Rekan</p> | <p>103 CLPI Colorpak Indonesia Tbk. 9 91 </p> <p>Jln. Cideng Barat No. 15
Jakarta - 10140
Phone : Phone : (021) 634-4646/47
Fax : Fax : (021) 633-6062
e-mail : herlina@colorpak.co.id
Website : www.colorpak.co.id
CS : Herlina Hatorangan
SAB : PT Sinartama Gunita
PA : Tjahjadi, Pradhono & Teramihardja</p> |
| <p>98 CEKA Cahaya Kalbar Tbk. 5 51 </p> <p>Kawasan Industri Jababeka II
Jln. Industri Selatan 3 Blok GG No. 1, Cikarang, Bekasi 17550
Phone : (021) 8983-0004 , 89830003
Fax : (021) 893-7143
e-mail : yadi@cahayakalbar.com
Website : -
CS : Emmanuel Dwi Iriyadi
SAB : PT Adimitra Transferindo
PA : Purwantono, Sarwoko & Sandjaja</p> | <p>104 CMNP Citra Marga Nusaphala Persada Tbk. 7 72 </p> <p>Citra Marga Building, Jln. Angkasa No. 20
Kemayoran, Jakarta 10610
Phone : (021) 4288-5282
Fax : (021) 4288-5281
e-mail : cmnp@citra.co.id
Website : www.cmnp.co.id
CS : Hudaya Arryanto
SAB : PT Raya Saham Registra
PA : Osman Bing Satrio & Rekan</p> |
| <p>99 CENT Centrin Online Tbk. [S] 9 97 </p> <p>Jln. Braga No. 76
Bandung 40111
Phone : (022) 422-0818
Fax : (022) 422-0821
e-mail : hq@centrin.net.id
Website : www.centrin.net.id
CS : Janti Kosasih
SAB : PT Sinartama Gunita
PA : Suganda Akna Suhri</p> | <p>105 CMPP Centris Multi Persada Pratama Tbk. [S] 7 74 </p> <p>Plaza Centris 9th Fl., Jln. H.R. Rasuna Said Kav. B5
Jakarta - 12910
Phone : (021) 526-8922, 526-9140
Fax : (021) 526-8929
e-mail : cmpp97@rad.net.id
Website : -
CS : Meggie Burhan
SAB : PT Datindo Entrycom
PA : S. Griselda</p> |
| <p>100 CFIN Clipan Finance Indonesia Tbk. 8 82 </p> <p>Wisma Slipi, 6th Fl.
Jln. Let. Jend. S. Parman Kav. 12, Jakarta 11480
Phone : (021) 530-8005
Fax : (021) 530-8026, 530-8027
e-mail : Corporate_Secretary@clipan.com
Website : www.clipan.co.id
CS : Dwijanto
SAB : PT Blue Chip Mulia
PA : Osman Bing Satrio & Rekan</p> | <p>106 CNKO Central Korporindo Internasional Tbk. [S] 2 24 </p> <p>Wisma Metropolitan II, 11th Fl.
Jln. Jendral Sudirman Kav. 29, Jakarta 12920
Phone : (021) 251-0603
Fax : (021) 251-0605
e-mail : info@cenko.com; chan.jafar@yahoo.co.id
Website : -
CS : Jafar Chan
SAB : PT Ficomindo Buana Registrar
PA : Akhyadi Wadisono</p> |
| <p>101 CITA Cita Mineral Investindo Tbk. [S] 2 23 </p> <p>Ratu Plaza Office Tower 22nd Fl.
Jln. Jend. Sudirman No. 9, Jakarta 10210
Phone : (021) 725-1344
Fax : (021) 728-01978
e-mail : corsec@citaminerall.com;
Website : www.ciptanelutama.com
CS : Yusak Lumba Pardede
SAB : PT Ficomindo Buana Registrar
PA : Doli, Bambang, Sudarmadji & Dadang</p> | <p>107 CNTX Centex (Preferred Stock) Tbk. 4 43 </p> <p>New Summitmas Tower II, 3rd Fl.
Jln. Jend. Sudirman Kav. 61-62, Jakarta 12069
Phone : (021) 252-6841, 8771-1907, 8772-1653
Fax : (021) 520-2041, 870-4264
e-mail : budhi_taufik@ina.toray.co.id; ctx_ga@ina.toray.co.id
Website : -
CS : Budhi Taufik & Achmad Zalafik
SAB : PT Centex Tbk
PA : Siddharta & Widjaja</p> |
| <p>102 CKRA Citra Kebun Raya Agri Tbk. [S] 6 61 </p> <p>Menara Imperium 18th Fl., Metropolitan Kuningan
Superblok Kav. 1, Jln. H.R. Rasuna Said, Jakarta 12980
Phone : (021) 828-2712
Fax : (021) 835-3911
e-mail : hedy@transpacficgrup.com
Website : www.ckra-tbk.com
CS : Febria Hedyanti
SAB : PT Sinartama Gunita
PA : Rama Wendra</p> | <p>108 COWL Cowell Development Tbk. [S] 6 61 </p> <p>Graha Atrium, 6th Fl.
Jln. Senen Raya No. 135, Jakarta 10410
Phone : (021) 386-7868
Fax : (021) 386-2919
e-mail : corsec@cowelldev.com
Website : www.cowelldev.com
CS : Hari Dhoho Tampubolon
SAB : PT Ficomindo Buana Registrar
PA : Tjahjadi, Pradhono & Teramihardja</p> |

LISTED COMPANIES

- | | |
|----------------------------------------------------------------------------------------------------------------------------------------------------------------------------------------------------------------------------------------------------------------------------------------------------------------------------------------------------------------------------------------------------|----------------------------------------------------------------------------------------------------------------------------------------------------------------------------------------------------------------------------------------------------------------------------------------------------------------------------------------------------------------------------------------------------------------------|
| <p>109 CPDW Cipendawa Tbk. [S] 1 13 </p> <p>Wisma Intra Asia, 3rd Fl., Jln. Prof. DR. Soepomo, SH No. 58
Jakarta Selatan - 12870
Phone : (021) 837-03300 (Hunting)
Fax : (021) 837-00025/26
e-mail : cai@cipendawa-agro.com
Website : www.cipendawa-agro.com
CS : Oding Hadibeno
SAB : PT EDI Indonesia
PA : Tjahjadi, Pradhono & Teramihardja</p> | <p>115 CTRP Ciputra Property Tbk. [S] 6 61 </p> <p>Jln. Prof. DR. Satrio Kav. 6,
Jakarta - 12940
Phone : (021) 522-5858
Fax : (021) 520-5262
e-mail : investor@ciputraproperty.com
Website : www.ciputraproperty.com
CS : Artadinata Djangkar
SAB : PT EDI Indonesia
PA : Purwanto, Sarwoko & Sandjaja</p> |
| <p>110 CPIN Charoen Pokphand Indonesia Tbk. 3 36 </p> <p>Jln. Ancol VIII No. 1
Jakarta 14430
Phone : (021) 691-9999
Fax : (62-021) 690-7324
e-mail : cpi-jkt@cp.co.id; corpsec@cp.co.id
Website : www.cp.co.id
CS : Hadijanto Kartika
SAB : PT Adimitra Transferindo
PA : Purwanto, Sarwoko & Sandjaja</p> | <p>116 CTRS Ciputra Surya Tbk. [S] 6 61 </p> <p>Office Park #1, Jalan CitraRaya Utama, CitraLand
Surabaya - 60219
Phone : (031) 741-2888, (021) 566-0640
Fax : (031) 741-4618, (021) 5607641
e-mail : investor@ciputra.com
Website : www.ciputrasurya.com
CS : Nanik J. Santoso
SAB : PT EDI Indonesia
PA : Purwanto, Sarwoko & Sandjaja</p> |
| <p>111 CPRO Central Proteinaprima Tbk. 1 14 </p> <p>Wisma GKBI, 19th Fl.
Jln. Jend. Sudirman No. 28, Jakarta
Phone : (021) 5781-1788
Fax : (021) 5790-2190, 5785-1808
e-mail : -
Website : www.cpp.co.id
CS : Albert Sebastian
SAB : PT Ficomindo Buana Registrar
PA : Paul Hadiwinata, Hidajat, Arsono, Ade Fatma & Rekan</p> | <p>117 CTTH Citatah Industri Marmer Tbk. 2 24 </p> <p>Menara Prima Building, 12th Fl.
Jln. Lingkar Mega Kuningan Kav. 6.2, Jakarta
Phone : (021) 5794-8098, (0264) 317-577
Fax : (021) 5794-8096, (0264) 310-808, (0264) 302-917
e-mail : citatah@citatah.co.id
Website : www.citatah.co.id
CS : Tiffany Johanes
SAB : PT EDI Indonesia
PA : Mulyamin Sensi Suryanto</p> |
| <p>112 CSAP Catur Sentosa Adiprana Tbk. [S] 9 93 </p> <p>Jln. Daan Mogot Raya No. 234
Jakarta 11510
Phone : (021) 566-8801, 567-2622
Fax : (021) 566-9445
e-mail : cosec@csahome.com
Website : www.csahome.com
CS : Tjia Tjhin Hwa
SAB : PT Datindo Entrycom
PA : Purwanto, Sarwoko & Sandjaja</p> | <p>118 DART Duta Anggada Realty Tbk. 6 61 </p> <p>Chase Plaza Tower. 21st Fl. Jln. Jend Sudirman Kav. 21
Jakarta - 12910
Phone : (021) 570-4023, 570-6328, 520-8000
Fax : (021) 520-8300
e-mail : greg@dutaanggada.com
Website : www.dutaanggada.com
CS : Greg Toreh
SAB : PT Sirca Datapro Perdana
PA : Purwanto, Sarwoko & Sandjaja</p> |
| <p>113 CTBN Citra Tubindo Tbk. [S] 3 33 </p> <p>Jl. Hang Kesturi 1 Kav. C-1, Kabil Industrial Estate
Batam.
Phone : (62-778) 711121-23
Fax : (62-778) 711094, 711164
e-mail : hsn@citratubindo.com
Website : www.citratubindo.com
CS : Harsono
SAB : PT Sirca Datapro Perdana
PA : Purwanto, Sarwoko & Sandjaja</p> | <p>119 DAVO Davomas Abadi Tbk. 5 51 </p> <p>Plaza BII - Menara III 9th Fl.
Jln. MH Thamrin No. 51, Jakarta 10350
Phone : (021) 3983-45-12
Fax : (021) 3983-4513
e-mail : hasiem@indosat.net.id
Website : -
CS : Hasiem Wily
SAB : PT Datindo Entrycom
PA : Tanubrata Sutanto & Rekan</p> |
| <p>114 CTRA Ciputra Development Tbk. 6 61 </p> <p>Jln. Prof. DR. Satrio Kav. 6
Jakarta - 12940
Phone : (021) 522-6868, 522-5858, 520-7333
Fax : (021) 527-4125, 520-5262
e-mail : investor@ciputra.com
Website : www.ciputradevelopment.com
CS : Tulus Santoso
SAB : PT EDI Indonesia
PA : Purwanto, Sarwoko & Sandjaja</p> | <p>120 DEFI Danasupra Erapacific Tbk. 8 82 </p> <p>Sahid Sudirman Residence 3rd Fl
Jln. Jend. Sudirman No. 86, Jakarta 10220
Phone : (021) 5297-0288
Fax : (021) 5297-0269
e-mail : danasupra@cbn.net.id
Website : -
CS : Ronald Wijandre
SAB : PT Adimitra Transferindo
PA : Achmad, Rasyid, Hisbullah & Jerry</p> |

LISTED COMPANIES

- | | |
|----------------------------------------------------------------------------------------------------------------------------------------------------------------------------------------------------------------------------------------------------------------------------------------------------------------------------------------------------------------------------------------------------------------------------------------------------------------------------------------------------------------------------|---------------------------------------------------------------------------------------------------------------------------------------------------------------------------------------------------------------------------------------------------------------------------------------------------------------------------------------------------------------------------------------------------------------------------------------------------------------------------|
| <p>121 DEWA Darma Henwa Tbk. 2 21 </p> <p>Menara Anugrah, Office Park E.3.3, 11th & 12th Fl.
 Jln. Mega Kuningan Lot 8.6 - 8.7, Kawasan Mega Kuningan, Jakarta 12950
 Phone : (021) 5794-8830, 5794-8838
 Fax : (021) 5794-8829, 5794-8836
 e-mail : corporate.secretary@ptdh.co.id
 Website : www.ptdh.co.id
 CS : Wiria Widodo
 SAB : PT Ficominindo Buana Registrar
 PA : Tjiendradjaja & Handoko Tomo</p> | <p>127 DOID Delta Dunia Makmur Tbk. [S] 4 43 </p> <p>Cyber 2 Tower, 28th Fl.
 Jln. H.R. Rasuna Said Blok X-5, No 13 Jakarta Selatan 12950
 Phone : (021) 2902 1352
 Fax : (021) 2902 1353
 e-mail : ir@deltadunia.com
 Website : -
 CS : Andre Soelistyio
 SAB : PT Sinartama Gunita
 PA : Tjiendradjaja & Handoko Tomo</p> |
| <p>122 DGIK Duta Graha Indah Tbk. [S] 6 62 </p> <p>Jln. Sultan Hasanuddin No. 69
 Kel. Melawai, Kec. Kebayoran Baru, Jakarta Selatan 12160
 Phone : (021) 722-1003, 726-7603
 Fax : (021) 739-6580
 e-mail : johan@dutagraha.com
 Website : www.dutagraha.com
 CS : Djohan Halim
 SAB : PT Blue Chip Mulia
 PA : Johan Malonda Astika & Rekan</p> | <p>128 DPNS Duta Pertiwi Nusantara Tbk. [S] 3 34 </p> <p>Jln Tanjung Pura No. 263D, Pontianak
 Kalimantan Barat
 Phone : (0561) 36 406, 38 220
 Fax : (0561) 38 136
 e-mail : dpns_id@yahoo.com
 Website : -
 CS : Winata Indradjaja
 SAB : PT Datindo Entrycom
 PA : Paul Hadiwinata, Hidajat, Arsono, Ade Fatma & Rekan</p> |
| <p>123 DILD Intiland Development Tbk. [S] 6 61 </p> <p>Wisma Dharmala Shakti 4th Fl.
 Jln. Jend Sudirman No. 32, Jakarta 10220
 Phone : (021) 570-1912
 Fax : (021) 570-0014, 570-0015
 e-mail : info@intiland.com
 Website : www.intiland.com
 CS : Theresia V. Rustandi
 SAB : PT EDI Indonesia
 PA : Mulyamin Sensi Suryanto</p> | <p>129 DSFI Dharma Samudera Fishing Industries Tbk. [S] 1 14 </p> <p>Jln. Laks. RE Martadinata I, Tanjung Priok
 Jakarta - 14310
 Phone : (021) 430-1001, 437-1010
 Fax : (021) 430-3412, 4393-2820
 e-mail : dharmas1@cbn.net.id
 Website : www.dsfi.co.id
 CS : Herman Suljiamidjaja (Direktur)
 SAB : PT Sinartama Gunita
 PA : Tanubrata Sutanto & Rekan</p> |
| <p>124 DKFT Central Omega Resources Tbk. 8 82 </p> <p>Menara Standard Chartered 18th Fl., Zona F
 Jln. Prof. Dr. Satrio No. 164, Jakarta 12930
 Phone : (021) 2553-2188
 Fax : (021) 2553-2189
 e-mail : mandagi@centralomega.com
 Website : www.centralomega.com
 CS : Stephanus Yoseph Mandagi
 SAB : PT Sinartama Gunita
 PA : Hertanto, Sidik & Rekan</p> | <p>130 DSSA Dian Swastatika Sentosa Tbk. 9 91 </p> <p>Plaza BII Tower II, 27th Fl.
 Jln. M.H Thamrin No. 51, Jakarta 10350
 Phone : (021) 319-90258
 Fax : (021) 319-90259
 e-mail : heri.liem@dss.co.id
 Website : -
 CS : Heri Santoso Liem
 SAB : PT Sinartama Gunita
 PA : Mulyamin Sensi Suryanto</p> |
| <p>125 DLTA Delta Djakarta Tbk. 5 51 </p> <p>Jln. Inspeksi Tarum Barat, Desa Setiadharma,
 Kec. Tambun Bekasi Timur, Bekasi - 17510
 Phone : (021) 882-2520
 Fax : (021) 881-9423
 e-mail : m.limbong@deltajkt.co.id
 Website : -
 CS : Monang Limbong
 SAB : PT Sirca Datapro Perdana
 PA : Osman Bing Satrio & Rekan</p> | <p>131 DSUC Daya Sakti Unggul Corporation Tbk. * 3 37 </p> <p>Wisma BSG, 12th Fl. Jln. Abdul Muis No. 40
 Jakarta - 10160
 Phone : (62-021) 350-5380, 385-9000
 Fax : (62-021) 350-5381
 e-mail : -
 Website : www.dsuc.co.id
 CS : Sardjono
 SAB : PT Sinartama Gunita
 PA : Purwantono, Sarwoko & Sandjaja</p> |
| <p>126 DNET Dyviacom Intrabumi Tbk. [S] 9 97 </p> <p>CM Building
 Jln. Matraman I No. 9, Jakarta 10220
 Phone : (021) 2850-7000
 Fax : (021) 2850-7071
 e-mail : mayasari@dnet.net.id
 Website : www.dyvia.com
 CS : Mayasari
 SAB : PT Sinartama Gunita
 PA : Drs. Krisnawan, Ak.</p> | <p>132 DUTI Duta Pertiwi Tbk. [S] 6 61 </p> <p>ITC Mangga Dua 7th & 8th Fl.
 Jln. Mangga Dua Raya, Jakarta 14430
 Phone : (021) 601-9788
 Fax : (021) 601-8555, 601-7039
 e-mail : duti@simasred.com
 Website : www.simasred.com
 CS : Fenyati Tenggara
 SAB : PT Sinartama Gunita
 PA : Mulyamin Sensi Suryanto</p> |

LISTED COMPANIES

- | | |
|------------------------------------------------------------------------------------------------------------------------------------------------------------------------------------------------------------------------------------------------------------------------------------------------------------------------------------------------------------------------------------------------------------------------------------------------------------------------------------|-------------------------------------------------------------------------------------------------------------------------------------------------------------------------------------------------------------------------------------------------------------------------------------------------------------------------------------------------------------------------------------------------------------------------------------------------------------------------------------------------------|
| <p>133 DVLA Darya-Varia Laboratoria Tbk. [S] 5 53 </p> <p>Talavera Office Park, 8th - 10th Fl.
 Jln. Letjen. TB Simatupang No. 22 - 26, Jakarta 12430
 Phone : (021) 759-24500
 Fax : (021) 759-24501
 e-mail : info@darya-varia.com
 Website : www.darya-varia.com
 CS : Romeo L. Bato
 SAB : PT Sirca Datapro Perdana
 PA : Purwanto, Sarwoko & Sandjaja</p> | <p>139 ENRG Energi Mega Persada Tbk. 2 22 </p> <p>Wisma Mulia 33rd Fl.
 Jln. Jend. Gatot Subroto Kav. 42, Jakarta - 12710
 Phone : (021) 5290-6250
 Fax : (021) 5290-6254
 e-mail : riri.harahap@energi-mp.com; info@energi-mp.com
 Website : www.energi-mp.com
 CS : Riri Hosniari Harahap
 SAB : PT Ficomindo Buana Registrar
 PA : Tjiendradjaja & Handoko Tomo</p> |
| <p>134 DYNA Dynaplast Tbk. 3 35 </p> <p>Dynaplast Tower, 9th - 10th Fl.
 Jln. MH. Thamrin Boulevard No. 1, Tangerang 15811
 Phone : (021) 546-11-12, 546-31-11
 Fax : (62-021) 546-1177, 546-1255
 e-mail : y.sianne@dynaplast.co.id
 Website : www.dynaplast.co.id
 CS : Yuan Sian Ne
 SAB : PT Sirca Datapro Perdana
 PA : Purwanto, Sarwoko & Sandjaja</p> | <p>140 EPMT Enseval Putera Megatrading Tbk. [S] 9 91 </p> <p>Jln. Pulo Lentur No. 10
 Kawasan Industri Pulo Gadung, Jakarta 13920
 Phone : (021) 4682-2422
 Fax : (021) 461-8883
 e-mail : amelia.bharata@enseval.com; Investor.relations@enseval.com
 Website : www.enseval.com
 CS : Amelia Bharata
 SAB : PT Adimitra Transferindo
 PA : Purwanto, Sarwoko & Sandjaja</p> |
| <p>135 EKAD Ekadharna International Tbk. [S] 3 34 </p> <p>Kawasan Industri Pasar Kemis Blok C-1
 Jl. Raya Pasar Kemis, Tangerang 15560 - Indonesia
 Phone : (021) 590-0160
 Fax : (021) 590-0165
 e-mail : contact@ing.ekadharna.com
 Website : www.ekadharna.com
 CS : Lie Phing
 SAB : PT Adimitra Transferindo
 PA : Tjahjadi, Pradhono & Teramihardja</p> | <p>141 ERTX Eratex Djaja Tbk. 4 43 </p> <p>Sentra Bisnis Tanjung Duren
 Jln. Tanjung Duren Utara Blok C No. 38, Jakarta 11470
 Phone : (021) 569-52173 (hunting)
 Fax : (021) 569-52175, 569-49444
 e-mail : eracom@eratex.co.id
 Website : www.eratexco.com
 CS : Juliarti Pudji Kurniawati
 SAB : PT Sirca Datapro Perdana
 PA : Paul Hadiwinata, Hidajat, Arsono, Ade Fatma & Rekan</p> |
| <p>136 ELSA Elnusa Tbk. [S] 2 22 </p> <p>Graha Elnusa
 Jln. TB Simatupang Kav. 1B, Jakarta 12560
 Phone : (021) 7883-0850
 Fax : (021) 7883-0883, 7883-0907
 e-mail : corporate@elnusa.co.id
 Website : www.elnusa.co.id
 CS : Heru Samodra
 SAB : PT Datindo Entrycom
 PA : Purwanto, Sarwoko & Sandjaja</p> | <p>142 ESTI Ever Shine Tex Tbk. [S] 4 43 </p> <p>Jln. H.Fachruddin No.16
 Jakarta - 10250
 Phone : (021) 316-0238
 Fax : (021) 316-0271
 e-mail : erlien@evershinetex.com; ptest@evershinetex.com
 Website : www.evershinetex.com
 CS : Erlie Lindawati S.
 SAB : PT Sirca Datapro Perdana
 PA : Purwanto, Sarwoko & Sandjaja</p> |
| <p>137 ELTY Bakrieland Development Tbk. [S] 6 61 </p> <p>Wisma Bakrie I, 6th & 7th Fl.
 Jln. HR Rasuna Said Kav. B-1, Jakarta 12920
 Phone : (021) 525-7835
 Fax : (021) 522-5063
 e-mail : nuzirman@bakrieland.com; info@bakrieland.com
 Website : www.bakrieland.com
 CS : Nuzirman Nurdin
 SAB : PT Sinartama Gunita
 PA : Tjahjadi, Pradhono & Teramihardja</p> | <p>143 ETWA Eterindo Wahanatama Tbk. [S] 3 34 </p> <p>Barclays House, 7th Fl.
 Jln. Jend. Sudirman Kav. 22 - 23, Jakarta - 12920
 Phone : (021) 571-2998
 Fax : (021) 571-2678
 e-mail : corsec@eterindo.com
 Website : www.eterindo.com
 CS : Sussy Nurikafitri
 SAB : PT Sirca Datapro Perdana
 PA : RSM Aryanto, Amir Jusuf, Mawar & Saptoto</p> |
| <p>138 EMTK Elang Mahkota Teknologi Tbk. 9 95 </p> <p>Menara Batavia 5th Fl.
 Jln. K.H. Mas Mansyur Kav. 126, Jakarta 10220
 Phone : (021) 5793-0190
 Fax : (021) 5793-0205
 e-mail : corsec@emtek.co.id
 Website : www.emtek.co.id
 CS : Titi Maria Rusli
 SAB : PT Raya Saham Registra
 PA : Purwanto, Sarwoko & Sandjaja</p> | <p>144 EXCL XL Axiata Tbk. 7 73 </p> <p>Menara Prima 8th Fl., Jln. Lingkar Mega Kuningan Blok 6.2,
 Kawasan Mega Kuningan, Jakarta 12950
 Phone : (021) 5795-9387
 Fax : (021) 5795-9928
 e-mail : murni@xl.co.id
 Website : www.xl.co.id
 CS : Murni Nurdini
 SAB : PT Datindo Entrycom
 PA : Haryanto Sahari & Rekan</p> |

LISTED COMPANIES

- | | |
|-------------------------------------------------------------------------------------------------------------------------------------------------------------------------------------------------------------------------------------------------------------------------------------------------------------------------------------------------------------------------------------------------------|-------------------------------------------------------------------------------------------------------------------------------------------------------------------------------------------------------------------------------------------------------------------------------------------------------------------------------------------------------------------------------------------|
| <p>145 FAST Fast Food Indonesia Tbk. [S] 9 94 </p> <p>Jln. M.T. Haryono Kav. 7
Jakarta 12810
Phone : (021) 830-1133, 831-3368
Fax : (021) 830-9384, 830-0569
e-mail : jd.juwono@kfcindonesia.com
Website : www.kfcindonesia.com
CS : J. Dalimin Juwono
SAB : PT Raya Saham Registra
PA : Purwantonono, Sarwoko & Sandjaja</p> | <p>151 FREN Mobile-8 Telecom Tbk. 7 73 </p> <p>Menara Kebon Sirih 18th Fl.
Jln. Kebon Sirih Kav. 17 - 19, Jakarta 10340
Phone : (021) 392-0218
Fax : (021) 392-0219
e-mail : corpsec.division@mobile-8.com
Website : www.mobile-8.com
CS : Chris Taufik
SAB : PT Sinartama Gunita
PA : Mulyamin Sensi Suryanto</p> |
| <p>146 FASW Fajar Surya Wisesa Tbk. 3 38 </p> <p>Jln. Abdul Muis 30
Jakarta 10160
Phone : (021) 344-1316
Fax : (021) 345-7643
e-mail : -
Website : www.fajarpaper.com
CS : Hadi Rebowo Ongkowidjojo
SAB : PT Datindo Entrycom
PA : Osman Bing Satrio & Rekan</p> | <p>152 GDST Gunawan Dianjaya Steel Tbk. 3 33 </p> <p>Jln. Margomulyo 29A
Surabaya 60183
Phone : (031) 749-0598
Fax : (031) 749-0581 ; 748-1939
e-mail : -
Website : www.gunawansteel.com
CS : Hadi Suljpto; Saiful Fuad
SAB : PT BSR Indonesia
PA : Hadori Sugiarto Adi & Rekan</p> |
| <p>147 FISH FKS Multi Agro Tbk. 9 91 </p> <p>Sampoerna Strategic Square North Tower 3rd Floor
Jln. Jend. Sudirman Kav. 45-46, Jakarta 12930
Phone : (021) 5795-0889
Fax : (021) 5795-0890 - 91
e-mail : corpsec@fishindo.co.id
Website : www.fksmultiagro.com
CS : Sofia Ridmarini
SAB : PT BSR Indonesia
PA : Doli, Bambang, Sudarmadji & Dadang</p> | <p>153 GDYR Goodyear Indonesia Tbk. [S] 4 42 </p> <p>Jln. Pemuda No. 27
Bogor - 16161
Phone : (0251) 832-2071
Fax : (0251) 832-8088
e-mail : agus_setiyanegara@goodyear.com
Website : www.goodyear-indonesia.com
CS : Agus Setiyanegara
SAB : PT Blue Chip Mulia
PA : Haryanto Sahari & Rekan</p> |
| <p>148 FMII Fortune Mate Indonesia Tbk. [S] 6 61 </p> <p>Bank Yudha Bhakti 5th Fl.
Jln. Raya Darmo No. 54 - 56 Surabaya 60265
Phone : (031) 561-2818
Fax : (031) 562-0968
e-mail : fmii@indosat.net.id
Website : -
CS : Agustinus A. Sunarto
SAB : PT Sinartama Gunita
PA : Drs. Binsar B. Lumbanradja</p> | <p>154 GEMA Gema Grahasarana Tbk. 9 99 </p> <p>Graha Vivere 8th Fl.
Jln. Letjen. S. Parman No. 6, Jakarta 11480
Phone : (021) 5365-1588
Fax : (021) 5365-1559
e-mail : yenny@vivere.co.id
Website : www.vivere.co.id
CS : Yenny Andika
SAB : PT Adimitra Transferindo
PA : Johan Malonda Astika & Rekan</p> |
| <p>149 FORU Fortune Indonesia Tbk. [S] 9 95 </p> <p>Galaktika Building
Jln. Harsono R.M. No. 2, Jakarta 12550
Phone : (021) 782-7989
Fax : (021) 7884-7524
e-mail : -
Website : www.fortuneindo.com
CS : Indira Abidin
SAB : PT Sinartama Gunita
PA : Tjahjadi, Pradhono & Teramihardja</p> | <p>155 GGRM Gudang Garam Tbk. 5 52 </p> <p>Jln. Semampir II/1
Kediri - 64121
Phone : (0354) 682-091
Fax : (0354) 681-555
e-mail : corporate_secretary@gudanggaramtbk.com
Website : www.gudanggaramtbk.com
CS : Heru Budiman
SAB : PT Raya Saham Registra
PA : Siddharta & Widjaja</p> |
| <p>150 FPNI Titan Kimia Nusantara Tbk. [S] 3 35 </p> <p>Graha BIP Lantai 3
Jln. Jend. Gatot Subroto Kav. 23, Jakarta 12930
Phone : (021) 5279070
Fax : 021 - 5278729, 5223258
e-mail : falene@indo.net.id;merciana.anggani@titankimia.com
Website : -
CS : Merciana Anggani
SAB : PT Adimitra Transferindo
PA : Purwantonono, Sarwoko & Sandjaja</p> | <p>156 GJTL Gajah Tunggal Tbk. 4 42 </p> <p>Wisma Hayam Wuruk 14th Fl., Jln. Hayam Wuruk No. 8
Jakarta - 10120
Phone : (021) 345-9431, 345-9302, 380-5916 - 20
Fax : (021) 380-4809, 380-4878
e-mail : gajahjak@rad.net.id
Website : www.gt-tires.com
CS : Catharina Widjaja
SAB : PT Datindo Entrycom
PA : Osman Bing Satrio & Rekan</p> |

LISTED COMPANIES

- | | |
|-----------------------------------------------------------------------------------------------------------------------------------------------------------------------------------------------------------------------------------------------------------------------------------------------------------------------------------------------------------------------------------------------------------------------------------------------|----------------------------------------------------------------------------------------------------------------------------------------------------------------------------------------------------------------------------------------------------------------------------------------------------------------------------------------------------------------------------------------------------------------------------------------------|
| <p>157 GMCW Grahamas Citrawisata Tbk. 9 94 </p> <p>Medco Building II, 4th Fl.
Jln. Ampera Raya No. 20 Jakarta 12560
Phone : (021) 782-2057
Fax : (021) 780-4836
e-mail : -
Website : -
CS : Putu Ngakan Adhiriana
SAB : PT Blue Chip Mulia
PA : Ishak, Saleh, Soewondo & Rekan</p> | <p>163 HADE HD Capital Tbk. 8 83 </p> <p>Sona Topas Tower, 11 Fl
Jln. Jend. Sudirman Kav. 26 Jakarta 12920
Phone : (021) 250-6337
Fax : (021) 250-6351-2
e-mail : astri@hdx.co.id
Website : -
CS : Astri Duhita Sari
SAB : PT Ficomindo Buana Registrar
PA : Rama Wendra</p> |
| <p>158 GMTD Gowa Makassar Tourism Development Tbk. [S] 6 61 </p> <p>Jln. Metro Tanjung Bunga Kav. 3-5 Tanjung Bunga Makassar
Sulawesi Selatan - 90134
Phone : (411) 856-677
Fax : (411) 856-242
e-mail : -
Website : -
CS : Wahyu Tri Laksono
SAB : PT Sharestar Indonesia
PA : Drs. Daniel Hassa & Rekan</p> | <p>164 HDTX Panasia Indosyntex Tbk. [S] 4 43 </p> <p>Jln. Garuda No. 153/74
Bandung 40184
Phone : (022) 603-4123
Fax : (021) 603-1643
e-mail : secretary@panasiagroup.co.id
Website : www.panasiaigroup.co.id
CS : Selestian Audi
SAB : PT Adimitra Transferindo
PA : Doli, Bambang, Sudarmadji & Dadang</p> |
| <p>159 GPRA Perdana Gapuraprima Tbk. [S] 6 61 </p> <p>Belleza Arcade 2nd Fl. The Belleza Permata Hijau,
Jln. Letjen Soepeno No. 34, Arteri Permata Hijau, Jakarta 12210
Phone : (021) 5367-1717, 5366-8360
Fax : (021) 5365-1359
e-mail : corsec@gapuraprima.com
Website : www.gapuraprima.com
CS : Rosihan Saad
SAB : PT Sinartama Gunita
PA : Doli, Bambang, Sudarmadji & Dadang</p> | <p>165 HERO Hero Supermarket Tbk. [S] 9 93 </p> <p>HERO II Building
Jln. Gatot Subroto No. 177A, Jakarta 12870
Phone : (021) 8378-8388
Fax : (021) 831-1549
e-mail : vivien@hero.co.id
Website : www.hero.co.id
CS : Vivien Goh
SAB : PT EDI Indonesia
PA : Haryanto Sahari & Rekan</p> |
| <p>160 GSMF Equity Development Investama Tbk. 8 89 </p> <p>Wisma Sudirman 6th Fl.
Jln. Jend. Sudirman Kav. 34, Jakarta 10220
Phone : (021) 573-9330, 570-8578
Fax : (021) 570-9050
e-mail : equitydi@indosat.net.id; equitydevin@indosat.net.id;
Website : -
CS : Tan Kurniawan Sutandar
SAB : PT Datindo Entrycom
PA : Purwanto, Sarwoko & Sandjaja</p> | <p>166 HEXA Hexindo Adiperkasa Tbk. [S] 9 91 </p> <p>Jln. Pulo Kambing II Kav. I-II No. 33
Kawasan Industri Pulo Gadung, Jakarta 13930
Phone : (021) 461-1688 (hunting)
Fax : (021) 461-1686
e-mail : heriakyar@hexindo-tbk.co.id
Website : www.hexindo-tbk.co.id
CS : Heri Akhyar
SAB : PT Sirca Datapro Perdana
PA : Purwanto, Sarwoko & Sandjaja</p> |
| <p>161 GTBO Garda Tujuh Buana Tbk. 2 21 </p> <p>Menara Hijau Building, 5th Fl. Suite 501A
Jln. M.T. Haryono Kav. 33, Jakarta 12770
Phone : (021) 794-3947
Fax : (021) 794-2650
e-mail : corporate.secretary@gtb-indonesia.com
Website : -
CS : Wesly Ezra Parlindungan Situmeang
SAB : PT Datindo Entrycom
PA : Doli, Bambang, Sudarmadji & Dadang</p> | <p>167 HITS Humpuss Intermoda Transportasi Tbk. [S] 7 74 </p> <p>Granadi Building 5th, 7th & 8th Fl.
Jln. H.R. Rasuna Said Kav. X-1 No. 8 - 9, Jakarta - 12950
Phone : (021) 252-4114
Fax : (021) 252-4466, 252-4477
e-mail : corpsec@hits.co.id
Website : www.humpussintermoda.co.id
CS : Bagoes Krisnamoerti
SAB : PT EDI Indonesia
PA : Purwanto, Sarwoko & Sandjaja</p> |
| <p>162 GZCO Gozco Plantations Tbk. [S] 1 12 </p> <p>Graha Permata Pancoran Building
Jln. Raya Pasar Minggu No. 32 C/10, Jakarta 12780
Phone : (021) 799-5676
Fax : (021) 799-5663
e-mail : corporate@gozco.co.id
Website : -
CS : Liviana
SAB : PT Adimitra Transferindo
PA : Hadori Sugiarto Adi & Rekan</p> | <p>168 HMSP HM Sampoerna Tbk. 5 52 </p> <p>One Pacific Place, 18th Fl., Sudirman Central Business District (SCBD)
Jln. Jend. Sudirman Kav. 52 - 53, Jakarta 12190
Phone : (021) 515-1234
Fax : (021) 515-2234
e-mail : maharani.subandhi@sampoerna.com
Website : www.sampoerna.com
CS : Maharani Djody Subandhi
SAB : PT Sirca Datapro Perdana
PA : Tanudiredja, Wibisana & Rekan</p> |

LISTED COMPANIES

- | | |
|--------------------------------------------------------------------------------------------------------------------------------------------------------------------------------------------------------------------------------------------------------------------------------------------------------------------------------------------------------------------------------------------------------------|--------------------------------------------------------------------------------------------------------------------------------------------------------------------------------------------------------------------------------------------------------------------------------------------------------------------------------------------------------------------------------------------------------------------------------------|
| <p>169 HOME Hotel Mandarine Regency Tbk. 9 94 </p> <p>Jln. Imam Bonjol No. 1
Nagoya - Batam Island 29432
Phone : (0778) 426-888
Fax : (0778) 458-057
e-mail : general@goodwayhotel.com
Website : www.goodwayhotel.com
CS : Henry Chevalier
SAB : PT Adimitra Transferindo
PA : Jamaludin, Aria, Sukimto & Rekan</p> | <p>175 IIKP Inti Agri Resources Tbk. [S] 1 14 </p> <p>Sona Topas Tower 10th & 11th Fl.
Jln. Jend. Sudirman Kav. 26, Jakarta 12920
Phone : (021) 5296-0251
Fax : (021) 521-4431
e-mail : -
Website : www.iikp.com
CS : Jenty Tjandradjaja
SAB : PT Sinartama Gunita
PA : Doli, Bambang, Sudarmadji & Dadang</p> |
| <p>170 IATA Indonesia Air Transport Tbk. [S] 7 74 </p> <p>Jln. Baru Skatek-Apron Selatan
Halim Perdanakusuma Airport, PO Box 2485 Jakarta 13610
Phone : (021) 8087-0666
Fax : (021) 8087-0664
e-mail : aircharter@iat.co.id; jodenie@iat.co.id
Website : www.iat.co.id
CS : Jo Denie
SAB : PT BSR Indonesia
PA : Kosasih, Nurdiyaman, Tjahjo & Rekan</p> | <p>176 IKAI Intikeramik Alamasri Industri Tbk. 3 32 </p> <p>Jln. Pangeran Jayakarta No. 133
Jakarta - 10730
Phone : (021) 624-2727
Fax : (021) 625-3059
e-mail : kurniadi@essenza.com
Website : www.essenza.com
CS : Kurniadi
SAB : PT Sinartama Gunita
PA : Kosasih, Nurdiyaman, Tjahjo & Rekan</p> |
| <p>171 IATG Infoasia Teknologi Global Tbk. [S] 7 73 </p> <p>Menara Thamrin 15th Fl.
Jln. MH Thamrin Kav. 3 Jakarta - 10250
Phone : (021) 398-30150
Fax : (021) 398-30165
e-mail : -
Website : www.infoasia.com
CS : Priska Emerentiana Erjani
SAB : PT Sinartama Gunita
PA : Paul Hadiwinata, Hidajat, Arsono, Ade Fatma & Rekan</p> | <p>177 IKBI Sumi Indo Kabel Tbk. [S] 4 45 </p> <p>Jln. Gatot Subroto Km. 7,8 Desa Pasir Jaya Jatiuwung
Tangerang - 15130
Phone : (021) 592-2404, 592-8066
Fax : (021) 592-2576, 590-1812
e-mail : Secretary-sik@gr.sei.co.jp
Website : -
CS : Linda Lopian
SAB : PT Sirca Datapro Perdana
PA : Purwantono, Sarwoko & Sandjaja</p> |
| <p>172 ICON Island Concepts Indonesia Tbk. [S] 9 94 </p> <p>Jln. Raya Petitenget No. 469 Seminyak
Kuta - Bali 80361
Phone : (0361) 736-656, 736-657
Fax : (0361) 736-658
e-mail : -
Website : www.islandconcepts.com
CS : Ni Wayan Purnamini
SAB : PT Sharestar Indonesia
PA : Kosasih, Nurdiyaman, Tjahjo & Rekan</p> | <p>178 IMAS Indomobil Sukses Internasional Tbk. 4 42 </p> <p>Wisma Indomobil 6th Fl., Jln. MT. Haryono Kav. 8
Jakarta - 13330
Phone : (021) 856-4850, 856-4860/70
Fax : (021) 856-4833
e-mail : csimg@indomobil.co.id
Website : www.indomobil.com
CS : CR Susilowasti
SAB : PT Raya Saham Registra
PA : Purwantono, Sarwoko & Sandjaja</p> |
| <p>173 IDKM Indosiar Karya Media Tbk. 9 95 </p> <p>Jln. Damai No. 11 Daan Mogot
Jakarta 11510
Phone : (021) 567-2222, 568-8888
Fax : (021) 560-7892
e-mail : -
Website : www.indosiar.com
CS : Andreas Ambesa
SAB : PT Raya Saham Registra
PA : Eddy Prakarsa Permana & Siddharta</p> | <p>179 INAF Indofarma Tbk. 5 53 </p> <p>Jln. Tambak No. 2
Manggarai, Jakarta 13150
Phone : (021) 8590-8349
Fax : (021) 851-7223
e-mail : general@indofarmagroup.com
Website : www.indofarmagroup.com
CS : Isakayoga, C.H.
SAB : PT Datindo Entrycom
PA : Husni, Mucharam & Rasidi</p> |
| <p>174 IGAR Kageo Igar Jaya Tbk. [S] 3 35 </p> <p>Jln. Raya Sultan Agung Km. 28.5
Bekasi 17133
Phone : (021) 884-0241, 460-4262, 460-2768
Fax : (021) 884-0367, 8840241
e-mail : corporate.secretary@kageo.co.id; bogi.dhina@kageo.co.id
Website : -
CS : Agustinus Haryono
SAB : PT Adimitra Transferindo
PA : RSM Aryanto, Amir Jusuf, Mawar & Saptoto</p> | <p>180 INAI Indal Aluminium Industry Tbk. 3 33 </p> <p>Desa Sawotratap, Gedangan (Kawasan Maspion Unit I)
Sidoarjo, Surabaya
Phone : 031 - 853-15-31
Fax : 031-8532812
e-mail : info@indalcorp.com
Website : www.indalcorp.com
CS : Robby Sumargono, Ariawan Wiradinata & Tjoa Chaly
SAB : PT Sirca Datapro Perdana
PA : Paul Hadiwinata, Hidajat, Arsono, Ade Fatma & Rekan</p> |

LISTED COMPANIES

- | | |
|------------------------------------------------------------------------------------------------------------------------------------------------------------------------------------------------------------------------------------------------------------------------------------------------------------------------------------------------------------------------------------------------------------------|-----------------------------------------------------------------------------------------------------------------------------------------------------------------------------------------------------------------------------------------------------------------------------------------------------------------------------------------------------------------------------------------------------|
| <p>181 INCF Indo Citra Finance Tbk. 8 82 </p> <p>Setiabudi Atrium Building
Jln. H.R. Rasuna Said Kav. 62, Kuningan, Jakarta 12920
Phone : (021) 5290-6991, 5290-6992
Fax : (021) 5290-7387
e-mail : yandrinal@yahoo.com
Website : -
CS : Dedet Yandrinal
SAB : PT EDI Indonesia
PA : Achmad, Rasyid, Hisbullah & Jerry</p> | <p>187 INDX Indoexchange Tbk. 9 97 </p> <p>World Trade Center 12th Fl.
Jln. Jend. Sudirman Kav. 29 - 31, Jakarta 12920
Phone : (021) 521-1186/87
Fax : (021) 521-1837
e-mail : enquiries@indoexchange.com
Website : www.indoexchange.com
CS : R. Muhammad Taufiq Kurniadihardja
SAB : PT Adimitra Transferindo
PA : Hendrawinata Gani & Hidayat</p> |
| <p>182 INCI Intanwijaya Internasional Tbk. [S] 3 34 </p> <p>Wisma IWI, 5th Fl., Jln. Perjuangan, Jalur Lambat
Tomang Tol, Jakarta 11530
Phone : (021) 530-8637
Fax : (021) 530-8632 - 33
e-mail : intan@rad.net.id, contact@intanwijaya.com
Website : www.intanwijaya.com
CS : Ong Triono
SAB : PT EDI Indonesia
PA : Dra. S. Griselda</p> | <p>188 INDY Indika Energy Tbk. [S] 7 75 </p> <p>Mitra Building, 11th Fl.
Jln. Gatot Subroto Kav. 21, Jakarta 12930
Phone : (021) 255-79888
Fax : (021) 255-79800
e-mail : corporate.secretary@indikaenergy.co.id
Website : www.indikaenergy.co.id
CS : Dedy Happy Hardi
SAB : PT Datindo Entrycom
PA : Osman Bing Satrio & Rekan</p> |
| <p>183 INCO International Nickel Indonesia Tbk. [S] 2 23 </p> <p>Plaza Bapindo I, Citibank Tower 22nd Fl.
Jln. Jend. Sudirman Kav. 54 - 55, Jakarta - 12190
Phone : (021) 524-9000
Fax : (021) 524-9030
e-mail : indra.ginting@valeinco.com
Website : www.pt-inco.co.id
CS : Indra N. Ginting
SAB : PT INCO Tbk
PA : Haryanto Sahari & Rekan</p> | <p>189 INKP Indah Kiat Pulp & Paper Tbk. 3 38 </p> <p>BII Plaza Tower II, 9th Fl.,
Jln. MH. Thamrin No. 51, Jakarta 10350
Phone : (021) 392-9266 - 69
Fax : (021) 392-7685
e-mail : yan_partawijaya@app.co.id
Website : www.app.co.id
CS : Agustian R. Partawijaya
SAB : PT Sinartama Gunita
PA : Tjiendradjaja & Handoko Tomo</p> |
| <p>184 INDF Indofood Sukses Makmur Tbk. 5 51 </p> <p>Sudirman Plaza, Indofood Tower 27th Fl.
Jln. Jend. Sudirman Kav. 76 - 78, Jakarta 12190
Phone : (021) 5795-8822
Fax : (021) 5793-7373
e-mail : werianty@indofood.co.id; hery.kurniawan@indofood.co.id
Website : -
CS : Werianty Setiawan
SAB : PT Raya Saham Registra
PA : Purwanto, Sarwoko & Sandjaja</p> | <p>190 INPC Bank Artha Graha Internasional Tbk. 8 81 </p> <p>Artha Graha Building 5th Fl.
Jln. Jend. Sudirman Kav. 52 - 53, Jakarta 12910
Phone : (021) 515-2168 ext 3511
Fax : (021) 515-3471
e-mail : alfiar_anwar@ag.co.id
Website : www.arthagraha.com
CS : Afiar Anwar
SAB : PT Blue Chip Mulia
PA : Tjahjadi, Pradhono & Teramihardja</p> |
| <p>185 INDR Indorama Syntetics Tbk. [S] 4 43 </p> <p>Graha Irama 17th Fl.
Jln. H.R. Rasuna Said Blok X-1, Kav. 1 & 2
Phone : (021) 526-1555
Fax : (021) 526-1501 / 2
e-mail : corporate@indorama.com
Website : www.indorama.com
CS : Vishnu Swaroop Baldwa
SAB : PT Adimitra Transferindo
PA : Osman Bing Satrio & Rekan</p> | <p>191 INPP Indonesian Paradise Property Tbk. [S] 9 94 </p> <p>Tebet Timur Raya No. 10C
Jakarta 12820
Phone : (021) 830-5633
Fax : (021) 830-5634
e-mail : -
Website : -
CS : Theresia Ninawati
SAB : PT Adimitra Transferindo
PA : Tjahjadi, Pradhono & Teramihardja</p> |
| <p>186 INDS Indospring Tbk. 4 42 </p> <p>Jln. May Jend Sungkono No. 10, Segoromadu, Gresik
Surabaya, Jawa Timur
Phone : (031) 398-1135, 398-2524, 398-2483
Fax : (031) 398-1531
e-mail : satriautama@indospring.co.id
Website : -
CS : Satria Utama
SAB : PT BSR Indonesia
PA : Drs. Krisnawan, Ak</p> | <p>192 INRU Toba Pulp Lestari Tbk. [S] 3 38 </p> <p>Uniplaza East Tower, 7th Fl.
Jln. Letjen. MT. Haryono No. A-1, Medan 20231
Phone : (061) 453-2088
Fax : (061) 453-0967
e-mail : investor_relation@tobapulp.com
Website : www.tobapulp.com
CS : Anwar Lawden
SAB : PT Sirca Datapro Perdana
PA : Budiman, Wawan, Pamudji & Rekan</p> |

LISTED COMPANIES

- | | |
|----------------------------------------------------------------------------------------------------------------------------------------------------------------------------------------------------------------------------------------------------------------------------------------------------------------------------------------------------------------------------------------------------------------------|------------------------------------------------------------------------------------------------------------------------------------------------------------------------------------------------------------------------------------------------------------------------------------------------------------------------------------------------------------------------------------|
| <p>193 INTA Intraco Penta Tbk. [S] 9 91 </p> <p>Jln. Pangeran Jayakarta No. 115 Blok C1-3
Jakarta 10730
Phone : (021) 628-3333, 639-3538
Fax : (021) 628-3391
e-mail : corpsec@ho.intracopenta.com
Website : www.ho.intracopenta.com
CS : Petrus Halim
SAB : PT Adimitra Transferindo
PA : Mulyamin Sensi Suryanto</p> | <p>199 ITMG Indo Tambangraya Megah Tbk. [S] 2 21 </p> <p>Ventura Building 8th Fl.
Jln. R.A. Kartini No. 26, Cilandak, Jakarta 12430
Phone : (021) 750-4390
Fax : (021) 750-4696
e-mail : roslini_o@banpuindo.co.id
Website : www.itmg.co.id
CS : Roslini Onwardi
SAB : PT Datindo Entrycom
PA : Haryanto Sahari & Rekan</p> |
| <p>194 INTD Inter Delta Tbk. 9 91 </p> <p>Jln. Gaya Motor Barat, Sunter II
Tanjung Priok, Jakarta 14330
Phone : (021) 652-3333
Fax : (021) 651-0472, 651-0530
e-mail : corpsec@interdelta.co.id
Website : www.interdelta.co.id
CS : Satriani Ligatsyah
SAB : PT Adimitra Transferindo
PA : Arsyad & Rekan</p> | <p>200 ITTG Leo Investments Tbk. [S] 9 97 </p> <p>Jln. Imam Bonjol No. 68 - 70
Jakarta 10310
Phone : (021) 392-6505
Fax : (021) 314-3982
e-mail : -
Website : www.integrasi.com
CS : Sherly Angela
SAB : PT Sinartama Gunita
PA : Doli, Bambang, Sudarmadji & Dadang</p> |
| <p>195 INTP Indocement Tunggal Prakarsa Tbk. [S] 3 31 </p> <p>Wisma Indocement, 8th Fl., Jln. Jend. Sudirman Kav. 70 - 71
Jakarta - 12910
Phone : (021) 251-2121, 252-2121, 570-3817
Fax : (021) 251-0066
e-mail : corpsec@indocement.co.id;
Website : www.indocement.co.id
CS : Dani Handajani
SAB : PT Raya Saham Registrasi
PA : Purwanto, Sarwoko & Sandjaja</p> | <p>201 JAKA Jaka Inti Realtindo Tbk. * 6 61 </p> <p>Wisma SMR 9th Fl.
Jln. Yos Sudarso Kav. 89 Jakarta 14350
Phone : (021) 650-2225
Fax : (021) 650-1556
e-mail : corp_secretary@jakaintirealtindo.com
Website : -
CS : Listiani Raharja
SAB : PT Ficomindo Buana Registrar
PA : Ngunah Arya & Rekan</p> |
| <p>196 INVS Inovisi Infracom Tbk. 7 73 </p> <p>The East Office Tower 30th Fl. Unit 05
Jln. Lingkar Mega Kuningan Kav. E3.2 No. 1 Jakarta 12950
Phone : (021) 5793-8515, 5793-8516
Fax : (021) 5793-8517
e-mail : -
Website : www.inovisi.com
CS : Benita Sofia
SAB : PT Sinartama Gunita
PA : Budiman, Wawan, Pamudji & Rekan</p> | <p>202 JASS Jasa Angkasa Semesta Tbk. [S] 7 74 </p> <p>Menara Cardig 2nd Fl.
Jln. Raya Protokol Halim Perdanakusuma, Jakarta Timur 13650
Phone : (021) 8088-3388
Fax : (021) 8088-6688
e-mail : ardjuna.sitorus@ptjas.co.id
Website : -
CS : Ardjuna Sitorus
SAB : PT Sirca Datapro Perdana
PA : Osman Bing Satrio & Rekan</p> |
| <p>197 ISAT Indosat Tbk. 7 73 </p> <p>Jln. Medan Merdeka Barat No. 21
Jakarta - 10110
Phone : (021) 3000-3001, 386-9614, 386-9166
Fax : (021) 3000-3754
e-mail : strasfiatri.auliana@Indosat.com; investor@indosat.com
Website : www.indosat.com
CS : Strasfiatri Auliana
SAB : PT EDI Indonesia
PA : Purwanto, Sarwoko & Sandjaja</p> | <p>203 JECC Jembo Cable Company Tbk. 4 45 </p> <p>Jln. Pajajaran Ds. Gandasari, Kec. Jatiuwung
Tangerang - 15137
Phone : (021) 556-50468, 591-9442/45
Fax : (021) 556-50466
e-mail : antonius_benady@jembo.com
Website : www.jembo.com
CS : Antonius Benady
SAB : PT Datindo Entrycom
PA : Tanubrata Sutanto & Rekan</p> |
| <p>198 ITMA Itamaraya Gold Industry Tbk. [S] 3 33 </p> <p>Jln. Rungkut Industri 2 / 45
Surabaya 60291
Phone : (031) 841-8289, 841-9365, 843-9224, 843-9447, 843-1829
Fax : (031) 843-9212, 849-4310
e-mail : -
Website : -
CS : Agus Prianto
SAB : PT EDI Indonesia
PA : Bambang, Sutjipto Ngumar & Rekan</p> | <p>204 JIHD Jakarta Int'l Hotel & Dev. Tbk. 6 61 </p> <p>Artha Graha Building, 15th Fl., Jln. Jend. Sudirman Kav. 52 - 53
Jakarta - 12190
Phone : (021) 515-2555
Fax : (021) 515-2526
e-mail : jihd@jihd.co.id
Website : www.jihd.co.id
CS : Bimby Indrawan Tjahya
SAB : PT Sirca Datapro Perdana
PA : Mulyamin Sensi Suryanto</p> |

LISTED COMPANIES

- | | |
|----------------------------------------------------------------------------------------------------------------------------------------------------------------------------------------------------------------------------------------------------------------------------------------------------------------------------------------------------------------------------------------------------------------------------------------|-----------------------------------------------------------------------------------------------------------------------------------------------------------------------------------------------------------------------------------------------------------------------------------------------------------------------------------------------------------------------------------------------------------------------------------------|
| <p>205 JKON Jaya Konstruksi Manggala Pratama Tbk. [S] 6 62 </p> <p>Taman Bintaro Jaya Office, Building B
Jln. Bintaro Raya Jakarta 12330
Phone : (021) 734-0260, 736-3939
Fax : (021) 736-3959
e-mail : corporate@jayakonstruksi.com
Website : www.jayakonstruksi.com
CS : Kristianto Indrawan
SAB : PT Adimitra Transferindo
PA : RSM Aryanto, Amir Jusuf, Mawar & Saptoto</p> | <p>211 JSPT Jakarta Setiabudi Internasional Tbk. 9 94 </p> <p>Setiabudi Building 2, 3A Fl.
Jln. H.R. Rasuna Said Kav. 62, Jakarta 12920
Phone : (021) 522-0568
Fax : (021) 525-5803
e-mail : asan.effendy@jsi.co.id
Website : www.jsi.co.id
CS : Asan Effendy
SAB : PT Datindo Entrycom
PA : Purwantono, Sarwoko & Sandjaja</p> |
| <p>206 JKSW Jakarta Kyoei Steel Works Tbk. 3 33 </p> <p>Jln. Rawa Teratai II No. 1 Kawasan Industri Pulo Gadung
Jakarta - 13930
Phone : (021) 460-2832
Fax : (021) 460-2831
e-mail : JKSW@email.com
Website : -
CS : Muhammad Djauhari
SAB : PT Adimitra Transferindo
PA : Achmad, Rasyid, Hisbullah & Jerry</p> | <p>212 JTPE Jasuindo Tiga Perkasa Tbk. [S] 9 95 </p> <p>Jln. Raya Betro No. 21
Sedati - Sidoarjo - 61253
Phone : (031) 891-0919, 891-0640
Fax : (031) 891-0928
e-mail : sales@jasuindo.co.id
Website : www.jasuindo.co.id
CS : Lukito Budiman
SAB : PT Blue Chip Mulia
PA : Doli, Bambang, Sudarmadji & Dadang</p> |
| <p>207 JPFA JAPFA Comfeed Indonesia Tbk. 3 36 </p> <p>Wisma Millenia 7th Fl.
Jln. MT Haryono Kav. 16, Jakarta 12810
Phone : (021) 831-0308
Fax : (021) 831-0309
e-mail : christine@japfacomfeed.co.id; sugeng@japfacomfeed.co.id
Website : www.japfacomfeed.co.id
CS : Christine R. Wibisono
SAB : PT Japfa Comfeed Indonesia Tbk
PA : Mulyamin Sensi Suryanto</p> | <p>213 KAEF Kimia Farma (Persero) Tbk. [S] 5 53 </p> <p>Jln. Veteran No. 9
Jakarta 10110
Phone : (021) 384-7709
Fax : (021) 381-4441
e-mail : corsec@kimiafarma.co.id
Website : www.kimiafarma.co.id
CS : Adhi Nugroho
SAB : PT Datindo Entrycom
PA : Rama Wendra</p> |
| <p>208 JPRS Jaya Pari Steel Tbk. [S] 3 33 </p> <p>Jln. Margamulyo No. 4 Tandus
Surabaya 60186
Phone : (031) 749-0940, 749-1288
Fax : (031) 749-1714
e-mail : jayapari@rad.net.id
Website : -
CS : Yurnalis Ilyas
SAB : PT EDI Indonesia
PA : RSM Aryanto, Amir Jusuf, Mawar & Saptoto</p> | <p>214 KARK Dayaindo Resources International Tbk. [S] 9 91 </p> <p>Graha Mandiri Building 27th Floor
Jln. Imam Bonjol No. 61, Jakarta 10310
Phone : (021) 390-7206
Fax : (021) 390-3495
e-mail : corporate@dayaindo.com
Website : www.dayaindo.com
CS : Endang Wijaya
SAB : PT Ficomindo Buana Registrar
PA : Achmad, Rasyid, Hisbullah & Jerry</p> |
| <p>209 JRPT Jaya Real Property Tbk. [S] 6 61 </p> <p>Bintaro Trade Center, Jln. Jend Sudirman Blok K
Bintaro Jaya Sektor VII, Tangerang 15224
Phone : (021) 745-8888
Fax : (021) 745-3333, 745-6666
e-mail : corporate@jayareal.co.id
Website : www.jayarealproperty.com
CS : CM Indrajanti
SAB : PT Adimitra Transferindo
PA : RSM Aryanto, Amir Jusuf, Mawar & Saptoto</p> | <p>215 KARW Karwell Indonesia Tbk. 4 43 </p> <p>Jln. Gunung Sahari I No. 48/50
Jakarta - 10410
Phone : (021) 421-9008, 422-1497, 422-1499, 426-9375
Fax : (021) 421-1285, 422-1496
e-mail : rhalim@karwell.co.id; ivan@karwell.co.id
Website : www.Karwell.com
CS : Ridwan Halim & Ivan Tirtawangsa
SAB : PT Raya Saham Registrar
PA : Tjahjadi, Pradhono & Teramihardja</p> |
| <p>210 JSMR Jasa Marga (Persero) Tbk. 7 72 </p> <p>Plaza Tol Taman Mini Indonesia Indah
Jakarta 13550
Phone : (021) 841-3630, 841-3526
Fax : (021) 841-3540
e-mail : sekper@jasamarga.co.id; jasmr@jasamarga.com
Website : www.jasamarga.com
CS : Okke Merlina
SAB : PT Datindo Entrycom
PA : Hadori Sugiaro Adi & Rekan</p> | <p>216 KBLI KMI Wire and Cable Tbk. [S] 4 45 </p> <p>Jln. Raya Bekasi Km. 23.1, Cakung
Jakarta - 13910
Phone : (021) 460-1733
Fax : (021) 460-1738
e-mail : kmi@kmi.co.id; asepkusno@kmi.co.id
Website : www.kmi.co.id
CS : Asep Kusno
SAB : PT Datindo Entrycom
PA : Osman Bing Satrio & Rekan</p> |

LISTED COMPANIES

- | | |
|--------------------------------------------------------------------------------------------------------------------------------------------------------------------------------------------------------------------------------------------------------------------------------------------------------------------------------------------------------------------------------------------------------|-------------------------------------------------------------------------------------------------------------------------------------------------------------------------------------------------------------------------------------------------------------------------------------------------------------------------------------------------------------------------------------------------------------------------|
| <p>217 KBLM Kabelindo Murni Tbk. [S] 4 45 </p> <p>Kawasan Industri Pulo Gadung
Jln. Rawagirang No. 2, Jakarta
Phone : (021) 460-9065, 460-9550
Fax : (021) 460-9064, 460-4271
e-mail : info@kabelindo.co.id
Website : www.kabelindo.co.id
CS : Helda Gita Amelia
SAB : PT Kabelindo Murni Tbk
PA : Doli, Bambang, Sudarmadji & Dadang</p> | <p>223 KIJA Kawasan Industri Jababeka Tbk. [S] 6 61 </p> <p>Menara Batavia 25th Fl.
Jln. K.H. Mas Mansyur Kav. 126, Jakarta 10220
Phone : (021) 572-7337
Fax : (021) 572-7338
e-mail : secr-ckr@jababeka.com
Website : www.jababeka.com
CS : Tedjo Budianto Liman
SAB : PT Datindo Entrycom
PA : Tanubrata Sutanto & Rekan</p> |
| <p>218 KBLV First Media Tbk. 9 95 </p> <p>Citra Graha 4th Fl. Suite 401
Jln. Jend. Gatot Subroto Kav. 35 - 36 Jakarta 12950
Phone : (021) 527-8811
Fax : (021) 527-8833
e-mail : -
Website : www.firstmedia.com
CS : Harianda Noerlan
SAB : PT Sharestar Indonesia
PA : RSM Aryanto, Amir Jusuf, Mawar & Saptoto</p> | <p>224 KKGJ Resource Alam Indonesia Tbk. [S] 2 21 </p> <p>Bumi Raya Utama Group Building
Jln. Pembangunan I No. 3, Jakarta 10130
Phone : (021) 633-3036
Fax : (021) 633-7006
e-mail : corsec@raintbk.com; lenny899@centrin.net.id
Website : -
CS : Leny Siau Ching
SAB : PT Resource Alam Indonesia Tbk
PA : Johan Malonda Astika & Rekan</p> |
| <p>219 KBRI Kertas Basuki Rachmat Ind. Tbk. 3 38 </p> <p>Jln. Abdul Muis No. 46, Jakarta 10160
PO. Box 4171 Jakarta - Indonesia
Phone : (021) 386-1010, 386-1027, 384-6767
Fax : (021) 380-5944, 386-1034
e-mail : tiur@kbri.co.id
Website : www.kbri.co.id
CS : Tiur Simamora
SAB : PT Ficomindo Buana Registrar
PA : Drs. Moch. Zainuddin</p> | <p>225 KLBF Kalbe Farma Tbk. [S] 5 53 </p> <p>KALBE Building
Jln. Let.Jend. Suprpto Kav. 4, Jakarta 10510
Phone : (021) 4287-3888 - 89
Fax : (021) 4287-3680
e-mail : info@kalbe.co.id; vidjongtius@kalbe.co.id
Website : www.kalbefarma.com
CS : Vidjongtius
SAB : PT Adimitra Transferindo
PA : Purwantono, Sarwoko & Sandjaja</p> |
| <p>220 KDSI Kedawang Setia Industrial Tbk. [S] 5 55 </p> <p>Jln. Mastrip 862, Warugunung - Karangpilang
Surabaya 60221
Phone : (031) 766-1983, 766-1971
Fax : (031) 766-1981
e-mail : corsec@kedawangsetia.com
Website : -
CS : Anton Baroto Budi Susatyo
SAB : PT Sinartama Gunita
PA : Kosasih, Nurdiyaman, Tjahjo & Rekan</p> | <p>226 KOIN Kokoh Inti Arebama Tbk. [S] 9 93 </p> <p>Graha Atrium Building, 2nd Fl. Suite 2.02B & 2.03
Jln. Senen Raya No. 135, Jakarta 10410
Phone : (021) 350-6227
Fax : (021) 350-1767
e-mail : corsec@pt-kokoh.com
Website : -
CS : Inge Kurniawati Gunawan
SAB : PT Adimitra Transferindo
PA : Doli, Bambang, Sudarmadji & Dadang</p> |
| <p>221 KIAS Keramika Indonesia Asosiasi Tbk. 3 32 </p> <p>Graha Atrium 5th Fl.
Jln. Senen Raya 135, Jakarta 10410
Phone : (021) 386-2322 (hunting)
Fax : (021) 386-2311
e-mail : corsec@kiaceramics.com
Website : -
CS : Hendra Iswadi
SAB : PT Sirca Datapro Perdana
PA : Jamaludin, Aria, Sukimto & Rekan</p> | <p>227 KONI Perdana Bangun Pusaka Tbk. 9 91 </p> <p>Konica Building, 6th Fl.
Jln. Gunung Sahari No. 78, Jakarta 10610
Phone : (021) 422-1888
Fax : (021) 421-6502
e-mail : at0809pg@indosat.net.id
Website : -
CS : Lenny Kartika
SAB : PT Sinartama Gunita
PA : Purwantono, Sarwoko & Sandjaja</p> |
| <p>222 KICI Kedaung Indah Can Tbk. [S] 5 55 </p> <p>Jln. Raya Rungkut No. 15 - 17
Surabaya - 60293
Phone : (031) 870-0088, 870-0006
Fax : (031) 870-0544, 870-5212
e-mail : kedawang@sby.centrin.net.id
Website : www.kedaung.com
CS : Ing Hidayat Karyadi
SAB : PT Sirca Datapro Perdana
PA : Paul Hadiwinata, Hidajat, Arsono, Ade Fatma & Rekan</p> | <p>228 KPIG Global Land Development Tbk. 6 61 </p> <p>MNC Tower 17th Fl., Suite 1703
Jln. Kebon Sirih No. 17 - 19, Jakarta 10340
Phone : (021) 392-9828
Fax : (021) 392-1227
e-mail : corporate.secretary@globaland.co.id; daniel@ugb.infokom.net
Website : www.globalland.co.id
CS : Daniel Yuwono
SAB : PT BSR Indonesia
PA : Kosasih, Nurdiyaman, Tjahjo & Rekan</p> |

LISTED COMPANIES

- | | |
|--------------------------------------------------------------------------------------------------------------------------------------------------------------------------------------------------------------------------------------------------------------------------------------------------------------------------------------------------------------------------------------------|--------------------------------------------------------------------------------------------------------------------------------------------------------------------------------------------------------------------------------------------------------------------------------------------------------------------------------------------------------------------------------------------------------------------------------------|
| <p>229 KREN Kresna Graha Sekurindo Tbk. 8 83 </p> <p>Indonesia Stock Exchange Building Tower I, 30th Fl.
Jln. Jend. Sudirman Kav. 52 - 53, Jakarta 12190
Phone : (021) 515-2889
Fax : (021) 515-5280
e-mail : info@e-kgs.com
Website : www.e-kgs.com
CS : Tevi Sarie
SAB : PT Sinartama Gunita
PA : Doli, Bambang, Sudarmadji & Dadang</p> | <p>235 LMPI Langgeng Makmur Industri Tbk. [S] 5 55 </p> <p>Jln. Let.Jend. Sutoyo No. 256, Waru
Sidoarjo, Jawa Timur 61256
Phone : (031) 853-3688; (031) 566-2789
Fax : (031) 853-3588
e-mail : corp_sec@langgengmakmur.com
Website : www.langgengmakmur.com
CS : Stephanus Budi Agusti
SAB : PT Datindo Entrycom
PA : Hadori Sugiarto Adi & Rekan</p> |
| <p>230 LAMI Lamicitra Nusantara Tbk. [S] 6 61 </p> <p>Jembatan Merah Plaza 5th Fl.
Jln. Taman Jayengrono 2 - 4, Surabaya - 60175
Phone : (031) 355-6400
Fax : (031) 355-6480
e-mail : -
Website : www.lamicitra.co.id
CS : Priyo Setiabudi
SAB : PT Adimitra Transferindo
PA : Hadori Sugiarto Adi & Rekan</p> | <p>236 LMSH Lion Mesh Prima Tbk. [S] 3 33 </p> <p>Jln. Raya Bekasi Km. 24,5 Cakung
Jakarta 13910
Phone : (021) 460-0779, 460-0784
Fax : (021) 460-0785
e-mail : -
Website : -
CS : Sukmawati Syarif
SAB : PT Sirca Dalapro Perdana
PA : Kosasih, Nurdiyaman, Tjahjo & Rekan</p> |
| <p>231 LAPD Leyand International Tbk. 7 71 </p> <p>Wisma Sejahtera 4th Fl. Suite 401
Jln. Letjend. S. Parman Kav. 75, Jakarta 11410
Phone : (021) 535-9771
Fax : (021) 535-9670
e-mail : indraw@lapd.co.id
Website : -
CS : Indra Wilbarsyah
SAB : PT Ficomindo Buana Registrar
PA : RSM Aryanto, Amir Jusuf, Mawar & Saptoto</p> | <p>237 LPCK Lippo Cikarang Tbk. 6 61 </p> <p>Menara Pasifik
Jln. MH Thamrin Kav. 107, Lippo Cikarang, Bekasi 17550
Phone : (021) 897-2484, 897-2488
Fax : (021) 897-2093, 897-2093
e-mail : corsec@lippo-cikarang.com
Website : www.lippo-cikarang.com
CS : Dea Thamrin
SAB : PT Sharestar Indonesia
PA : RSM Aryanto, Amir Jusuf, Mawar & Saptoto</p> |
| <p>232 LCGP Laguna Cipta Griya Tbk. [S] 6 61 </p> <p>Wisma Yakyf, 4th Floor
Jln. Buncit Raya No. 99, Jakarta 12740
Phone : (021) 794-0019
Fax : (021) 794-0014
e-mail : laguna_cipta@yahoo.co.id
Website : -
CS : Ricky Darius
SAB : PT Sinartama Gunita
PA : Bismar, Mutalib & Yunus</p> | <p>238 LPGI Lippo General Insurance Tbk. 8 84 </p> <p>Citra Graha Building, 6th Fl., suite 606
Jln. Gatot Subroto Kav. 35 - 36, Jakarta 12950
Phone : (021) 525-6161
Fax : (021) 525-7161
e-mail : crc@lippogeneral.com
Website : www.lippogeneral.com
CS : Satini Kartika Sari
SAB : PT Sharestar Indonesia
PA : Hendrawinata Gani & Hidayat</p> |
| <p>233 LION Lion Metal Works Tbk. [S] 3 33 </p> <p>Jln. Raya Bekasi Km. 24,5 Cakung
Jakarta - 13910
Phone : (021) 460-0779, 460-0784
Fax : (021) 460-0785
e-mail : -
Website : www.lionmetal.co.id
CS : Sukmawati Syarif
SAB : PT Datindo Entrycom
PA : Kosasih, Nurdiyaman, Tjahjo & Rekan</p> | <p>239 LPIN Multi Prima Sejahtera Tbk. [S] 4 42 </p> <p>Karawaci Office Park Blok M No. 39-50
Lippo Karawaci - Tangerang 15139
Phone : (021) 558-9767, 558-9823, 552-0407
Fax : (021) 558-9810
e-mail : soegiarto0530@hotmail.com; hery.soegiarto@gmail.com
Website : -
CS : Hery Sugiarto
SAB : PT Sharestar Indonesia
PA : Paul Hadiwinata, Hidayat, Arsono, Ade Fatma & Rekan</p> |
| <p>234 LMAS Limas Centric Indonesia Tbk. 9 97 </p> <p>Plaza Bapindo - Bank Mandiri Tower 23rd Fl.
Jln. Jend. Sudirman Kav. 54-55, Jakarta - 12190
Phone : (021) 526-6520
Fax : (021) 526-6521
e-mail : -
Website : www.limas.com
CS : Dewi Tio
SAB : PT Adimitra Transferindo
PA : Hendrawinata Gani & Hidayat</p> | <p>240 LPKR Lippo Karawaci Tbk. [S] 6 61 </p> <p>7 Boulevard Palem Raya, #22-00 Menara Matahari
Lippo Karawaci Central, Tangerang 15811
Phone : (021) 2566-9000
Fax : (021) 2566-9099
e-mail : corsec@lippokarawaci.co.id;
Website : www.lippokarawaci.co.id
CS : Jenny Kuistono
SAB : PT Sharestar Indonesia
PA : RSM Aryanto, Amir Jusuf, Mawar & Saptoto</p> |

LISTED COMPANIES

- | | |
|-------------------------------------------------------------------------------------------------------------------------------------------------------------------------------------------------------------------------------------------------------------------------------------------------------------------------------------------------------------------------------------------------------------------------------------|---------------------------------------------------------------------------------------------------------------------------------------------------------------------------------------------------------------------------------------------------------------------------------------------------------------------------------------------------------------------------------------------------------------------------|
| <p>241 LPLI Star Pacific Tbk. [S] 9 95 </p> <p>Lippo Cyber Park, Jln. Bulevar Gajah Mada No. 2062
Lippo Karawaci, Tangerang 15139
Phone : (021) 5577-7111
Fax : (021) 5577-7083
e-mail : corporate.secretary@star-pacific.co.id
Website : -
CS : Adriyanto
SAB : PT Sharestar Indonesia
PA : RSM Aryanto, Amir Jusuf, Mawar & Saptoto</p> | <p>247 MAIN Malindo Feedmill Tbk. 3 36 </p> <p>Jln. R.S. Fatmawati No. 39, Komplek Duta Mas Fatmawati
Blok A1 No. 30-31-32, Jakarta Selatan 12150
Phone : (021) 722-8383
Fax : (021) 723-7778
e-mail : bibitindo@malindofeedmill.co.id
Website : -
CS : Rudy Hartono
SAB : PT Sinartama Gunita
PA : Anwar & Rekan</p> |
| <p>242 LPPF Matahari Department Store Tbk. 8 89 </p> <p>Menara Matahari 15th Fl., Jln. Boulevard Palem Raya No. 7
Lippo Karawaci - Tangerang, Jawa Barat.
Phone : (021) 5475-333, 5469-333
Fax : (021) 547-5673
e-mail : -
Website : -
CS : Lina Haryanti Latif
SAB : PT Sharestar Indonesia
PA : RSM Aryanto, Amir Jusuf, Mawar & Saptoto</p> | <p>248 MAMI Mas Murni Indonesia Tbk. [S] 9 94 </p> <p>Jln. Yos Sudarso No. 11
Surabaya, Jawa Timur 60271
Phone : (031) 532-0951, 532-1001
Fax : (031) 531-6111
e-mail : Garden@Rad.net.id
Website : -
CS : Peterjanto Suharjono
SAB : PT Datindo Entrycom
PA : Supoyo, Eddy & Rekan</p> |
| <p>243 LPPS Lippo Securities Tbk. 8 89 </p> <p>Ruko Pinangsia, Karawaci Office Park Blok M No. 38/39
Lippo Karawaci, Tangerang 15139
Phone : (021) 551-6588
Fax : (021) 551-5970
e-mail : -
Website : -
CS : Agustinus Benawar
SAB : PT Sharestar Indonesia
PA : RSM Aryanto, Amir Jusuf, Mawar & Saptoto</p> | <p>249 MAPI Mitra Adiperkasa Tbk. 9 93 </p> <p>Wisma 46, 8th Fl. Kota BNI
Jln. Jend. Sudirman Kav. 1, Jakarta - 10220
Phone : (021) 574-5808
Fax : (021) 574-0150
e-mail : corporate.secretary@map.co.id
Website : www.map-indonesia.com
CS : Fetty Kwartati
SAB : PT Datindo Entrycom
PA : Osman Bing Satrio & Rekan</p> |
| <p>244 LSIP PP London Sumatera Tbk. [S] 1 12 </p> <p>World Trade Centre 15th Fl.
Jln. Jend. Sudirman Kav. 29-31, Jakarta 12920
Phone : (021) 520-6610
Fax : (021) 520-6611
e-mail : lonsum@londonsumatra.com; endah.resmiati@londonsumatra.com
Website : www.londonsumatra.com
CS : Endah Resmiati Madnawidjaja
SAB : PT Raya Saham Registra
PA : Purwanton, Sarwoko & Sandjaja</p> | <p>250 MASA Multistrada Arah Sarana Tbk. [S] 4 42 </p> <p>Jln. Raya Lemahabang Km 58,3 Desa Karang Sari
Cikarang Timur, Bekasi - 17550
Phone : (021) 891-40333
Fax : (021) 891-40758
e-mail : -
Website : www.multistrada.co.id
CS : Yohanes Ade Bunian Moniaga
SAB : PT Raya Saham Registra
PA : Purwanton, Sarwoko & Sandjaja</p> |
| <p>245 LTLS Lautan Luas Tbk. 9 91 </p> <p>Graha Indramas
Jln. AIP II K.S. Tubun Raya No. 77, Jakarta 11410
Phone : (62-021) 5367-7777
Fax : (62-021) 5367-1120
e-mail : hsantoso@lil.co.id
Website : www.lautan-luas.com
CS : Herman Santoso
SAB : PT Datindo Entrycom
PA : Purwanton, Sarwoko & Sandjaja</p> | <p>251 MAYA Bank Mayapada Tbk. 8 81 </p> <p>Mayapada Tower 1st Fl.
Jln. Jend. Sudirman Kav. 28, Jakarta 12920
Phone : (021) 521-2288, 521-2300
Fax : (021) 521-1985, 521-1995
e-mail : mayapada@bankmayapada.com; bambangr@bankmayapada.com
Website : www.bankmayapada.com
CS : Bambang Raharjo
SAB : PT Adimitra Transferindo
PA : Hendrawinata Gani & Hidayat</p> |
| <p>246 MACO Courts Indonesia Tbk. * 9 93 </p> <p>Jln. Cokroaminoto No. 33A
Pemecutan Kaja, Denpasar, Bali 80118
Phone : (0361) 424-148
Fax : (0361) 432-053
e-mail : info@courtsindonesia.com
Website : www.courtsindonesia.com
CS : Reinhard Simanjuntak
SAB : PT Sharestar Indonesia
PA : Purwanton, Sarwoko & Sandjaja</p> | <p>252 MBAI Multibreeder Adirama Ind. Tbk. 1 13 </p> <p>Wisma Millenia 5th Fl.
Jln. MT Haryono Kav. 16, Jakarta 12810
Phone : (021) 8378-1060
Fax : (021) 8378-1061
e-mail : christine@japfacomfeed.co.id; sugeng@japfacomfeed.co.id
Website : www.japfacomfeed.co.id
CS : Christine R. Wibisono
SAB : PT Multibreeder Adirama Indonesia Tbk
PA : Mulyamin Sensi Suryanto</p> |

LISTED COMPANIES

- | | |
|----------------------------------------------------------------------------------------------------------------------------------------------------------------------------------------------------------------------------------------------------------------------------------------------------------------------------------------------------------------------------------------------------------------------------------------------------------------------------------------------------------------------------------------------------------------------------------------------------------|-------------------------------------------------------------------------------------------------------------------------------------------------------------------------------------------------------------------------------------------------------------------------------------------------------------------------------------------------------------------------------------------------------------------------------------------------------------------------------------------------------------------------------------------------------------------------------------------|
| <p>253 MCOR Bank Windu Kentjana Int'l Tbk. 8 81 </p> <p>Plaza ABDA, 6th & 8th Fl.
 Jln. Jend. Sudirman Kav. 59, Jakarta 12910
 Phone : (021) 5140-1707, 5140-1255
 Fax : (021) 5140-1708, 5140-1709, 5140-1259
 e-mail : bankwindu@cbn.net.id; andreasbasuki@yahoo.com
 Website : -
 CS : Andreas H. Basuki
 SAB : PT Sinartama Gunita
 PA : Mulyamin Sensi Suryanto</p> | <p>259 META Nusantara Infrastructure Tbk. 7 82 </p> <p>Menara Global 23rd Fl.
 Jln. Gatot Subroto Kav. 27, Jakarta 12950
 Phone : (021) 527-0113
 Fax : (021) 527-0133
 e-mail : dannihasan@nusantarainfrastructure.com
 Website : www.nusantarainfrastructure.com
 CS : Danni Hasan
 SAB : PT Adimitra Transferindo
 PA : Anwar & Rekan</p> |
| <p>254 MDLN Modernland Realty Tbk. [S] 6 61 </p> <p>Jln. Hartono Boulevard Hall Ruko
 Perumahan Modernland Cipondoh, Tangerang 15117
 Phone : (021) 552-8508 (H)
 Fax : (021) 552-8507
 e-mail : corporate@modernland.co.id
 Website : -
 CS : Dani Prasetyo
 SAB : PT EDI Indonesia
 PA : Purwanto, Sarwoko & Sandjaja</p> | <p>260 MFIN Mandala Multifinance Tbk. 8 82 </p> <p>Jln. Cideng Barat No. 47A
 Jakarta - 10150
 Phone : (021) 6386-3084
 Fax : (021) 6386-3089
 e-mail : -
 Website : www.mandalafinance.com
 CS : Mahrus
 SAB : PT Sinartama Gunita
 PA : Budiman, Wawan, Pamudji & Rekan</p> |
| <p>255 MDRN Modern Internasional Tbk. 9 91 </p> <p>Jln. Matraman Raya No. 12
 Jakarta - 13150
 Phone : (021) 280-1000
 Fax : (021) 858-1620
 e-mail : hf@moderngroup.co.id
 Website : www.moderngroup.co.id
 CS : Donny Sutanto
 SAB : PT EDI Indonesia
 PA : Purwanto, Sarwoko & Sandjaja</p> | <p>261 MICE Multi Indocitra Tbk. [S] 9 91 </p> <p>Jln. Cideng Timur No. 73 - 74
 Jakarta Pusat 10180
 Phone : (021) 345-7777
 Fax : (021) 386-2081, 345-8585, 350-3909
 e-mail : -
 Website : -
 CS : Sukwan Hidayat
 SAB : PT Adimitra Transferindo
 PA : Johan Malonda Astika & Rekan</p> |
| <p>256 MEDC Medco Energi International Tbk. 2 22 </p> <p>The Energy Building 52nd Fl., SCBD Lot 11 A
 Jln. Jend. Sudirman, Jakarta 12190
 Phone : (021) 2995-3000
 Fax : (021) 2995-3001
 e-mail : cisca.alimin@medcoenergi.com; corporate.secretary@medcoenergi.com
 Website : www.medcoenergi.com
 CS : Cisca Alimin
 SAB : PT Sinartama Gunita
 PA : Purwanto, Sarwoko & Sandjaja</p> | <p>262 MIRA Mitra International Resources Tbk. [S] 7 74 </p> <p>Medco Building 2nd Fl.
 Jln. Ampera Raya No. 20 Cilandak, Jakarta 12560
 Phone : (021) 731-1386
 Fax : (021) 781-1552
 e-mail : corporatesecretary@mitrarajasa.com
 Website : www.mitrarajasa.com
 CS : Imacullata T. M. Wattimena
 SAB : PT Adimitra Transferindo
 PA : Johan Malonda Astika & Rekan</p> |
| <p>257 MEGA Bank Mega Tbk. 8 81 </p> <p>Menara Bank Mega
 Jln. Kapten Tendean Kav. 12 - 14A, Jakarta 12970
 Phone : (021) 7917-5000
 Fax : (021) 7917-5015, 7918-7100
 e-mail : gatot@bankmega.com
 Website : www.bankmega.com
 CS : Gatot Aris Munandar
 SAB : PT Datindo Entrycom
 PA : Purwanto, Sarwoko & Sandjaja</p> | <p>263 MITI Mitra Investindo Tbk. 2 24 </p> <p>Menara Karya 7th Fl, Unit A
 Jl. H.R. Rasuna Said Blok X-5 Kav. 1-2 Jakarta 12950
 Phone : (021) 579-44438
 Fax : (021) 579-44432
 e-mail : corsec@mitra-investindo.com
 Website : -
 CS : E. Dyah Isnaini
 SAB : PT Sinartama Gunita
 PA : Tanubrata Sutanto & Rekan</p> |
| <p>258 MERK Merck Tbk. [S] 5 53 </p> <p>Jln. TB Simatupang No. 8
 Pasar Rebo, Jakarta 13760
 Phone : (021) 2856-5600
 Fax : (021) 2856-5601
 e-mail : contact@merck.co.id
 Website : www.merck.co.id
 CS : Harry Satrya
 SAB : PT Merck Indonesia Tbk
 PA : Siddharta & Wijajaja</p> | <p>264 MKPI Metropolitan Kentjana Tbk. 6 61 </p> <p>Jln. Metro Duta Niaga Blok B-5 Pondok Indah
 Jakarta 12310
 Phone : (021) 750-5757
 Fax : (021) 769-4989
 e-mail : corsec@mk.co.id; pdindah@cbn.net.id
 Website : -
 CS : Tan Dwi Ratih
 SAB : PT Sirca Datapro Perdana
 PA : Eddy Prakarsa Permana & Siddharta</p> |

LISTED COMPANIES

- | | |
|-------------------------------------------------------------------------------------------------------------------------------------------------------------------------------------------------------------------------------------------------------------------------------------------------------------------------------------------------------------------------------------------------------------------------|--------------------------------------------------------------------------------------------------------------------------------------------------------------------------------------------------------------------------------------------------------------------------------------------------------------------------------------------------------------------------------------------|
| <p>265 MLBI Multi Bintang Indonesia Tbk. 5 51 </p> <p>Jln. Daan Mogot Km.19
Tangerang
Phone : (021) 619-0108, 545-0750, 545-0742
Fax : (021) 619-0190
e-mail : eka_lesdiana@multibintang.co.id
Website : -
CS : Jasper Hamaker
SAB : PT Sirca Datapro Perdana
PA : Siddharta & Widjaja</p> | <p>271 MREI Maskapai Reasuransi Ind. Tbk. 8 84 </p> <p>Plaza Marein, 18th Floor
Jln. Jend. Sudirman Kav. 76 - 78, Jakarta 12910
Phone : -
Fax : -
e-mail : merein@idola.net.id
Website : -
CS : S. Nurwati Farini Danardono
SAB : PT Blue Chip Mulia
PA : RSM Aryanto, Amir Jusuf, Mawar & Saptoto</p> |
| <p>266 MLIA Mulia Industrindo Tbk. 3 32 </p> <p>Kuningan Plaza, North Tower 10th Fl., Jln.H.R.Rasuna Said
Kav. C11 - 14, Jakarta - 12940
Phone : (021) 520-7729
Fax : (021) 520-0763, 520-0140
e-mail : -
Website : www.muliaindustrindo.com
CS : Nila Kusumadewayani
SAB : PT Blue Chip Mulia
PA : Osman Bing Satrio & Rekan</p> | <p>272 MTDL Metrodata Electronics Tbk. 9 97 </p> <p>Wisma Metropolitan I, 16th Fl.
Jln. Jend. Sudirman Kav. 29 - 31, Jakarta - 12920
Phone : (021) 570-5996
Fax : (021) 570-5988
e-mail : investor-relations@metrodata.co.id
Website : www.metrodata.co.id
CS : Susanto Djaja
SAB : PT Datindo Entrycom
PA : Osman Bing Satrio & Rekan</p> |
| <p>267 MLPL Multipolar Tbk. 9 98 </p> <p>Menara Matahari 16th Fl. Jln. Palembang Boulevard Lippo Karawaci 1100
Tangerang - 15811
Phone : (021) 546-0011, 5577-7000
Fax : (021) 546-0020
e-mail : multipolar@multipolar.co.id
Website : www.multipolar.com
CS : Chrysologus RN Sinulingga
SAB : PT Sharestar Indonesia
PA : RSM Aryanto, Amir Jusuf, Mawar & Saptoto</p> | <p>273 MTFN Capitalinc Investment Tbk. 8 89 </p> <p>Graha Anugerah, 6th Fl.
Jln. Raya Pasar Minggu 17A, Jakarta 12780
Phone : (021) 791-81585
Fax : (021) 791-81962
e-mail : -
Website : www.capitalinc.co.id
CS : Budi Prihantoro
SAB : PT Sirca Datapro Perdana
PA : Ishak, Saleh, Soewondo & Rekan</p> |
| <p>268 MNCN Media Nusantara Citra Tbk. [S] 9 95 </p> <p>MNC Tower 27th Fl.
Jln. Kebon Sirih Kav. 17 - 19, Jakarta 10340
Phone : (021) 390-0885
Fax : (021) 390-4965
e-mail : -
Website : www.mncgroup.com
CS : Gilang Iskandar
SAB : PT BSR Indonesia
PA : Osman Bing Satrio & Rekan</p> | <p>274 MTSM Metro Supermarket Realty Tbk. [S] 9 93 </p> <p>Metro Building 9 th - 10th Fl.
Jln. H. Samanudi, Pasar Baru, Jakarta Pusat 10710
Phone : (021) 344-1222 (Hunting)
Fax : (021) 384-7242
e-mail : tfs@uninet.net.id
Website : -
CS : Lorenta R. Lingga
SAB : PT Datindo Entrycom
PA : Ishak, Saleh, Soewondo & Rekan</p> |
| <p>269 MPPA Matahari Putra Prima Tbk. [S] 9 93 </p> <p>Menara Matahari 15th Fl., Jln. Bulevar Palembang Raya 7
Lippo Karawaci 1200 - Tangerang 15811
Phone : (021) 546-9333
Fax : (021) 547-5229
e-mail : lina.latif@matahari.co.id
Website : www.matahari.co.id
CS : Lina Latif
SAB : PT Sharestar Indonesia
PA : Purwantono, Sarwoko & Sandjaja</p> | <p>275 MYOH Myoh Teknologi Tbk. [S] 9 97 </p> <p>Jln. Bukit Dieng Ruko 1 - 2
Malang 65115
Phone : (0341) 550-246, 550-258, 550-259
Fax : (0341) 550-247
e-mail : -
Website : -
CS : David Jakobus Elisafan
SAB : PT Adimitra Transferindo
PA : Haryono, Adi & Agus</p> |
| <p>270 MRAT Mustika Ratu Tbk. [S] 5 54 </p> <p>Graha Mustika Ratu
Jln. Gatot Subroto Kav. 74 - 75, Jakarta 12870
Phone : (021) 830-6754, 830-6759
Fax : (021) 830-6753
e-mail : info@mustika-ratu.co.id
Website : www.mustika-ratu.co.id
CS : Pandu Budiarmo
SAB : PT Datindo Entrycom
PA : Kosasih, Nurdiyaman, Tjahjo & Rekan</p> | <p>276 MYOR Mayora Indah Tbk. [S] 5 51 </p> <p>Jln. Tomang Raya No. 21 - 23
Jakarta
Phone : (021) 565-5311, 565-5314
Fax : (021) 565-5323
e-mail : Hermawan@mayora.co.id;yuni@mayora.co.id
Website : -
CS : Andi Laurus
SAB : PT EDI Indonesia
PA : Mulyamin Sensi Suryanto</p> |

LISTED COMPANIES

- | | |
|------------------------------------------------------------------------------------------------------------------------------------------------------------------------------------------------------------------------------------------------------------------------------------------------------------------------------------------------------------------------------------------------|----------------------------------------------------------------------------------------------------------------------------------------------------------------------------------------------------------------------------------------------------------------------------------------------------------------------------------------------------------------------------------------------------------------------------------------------------------------|
| <p>277 MYRX Hanson International Tbk. 4 43 </p> <p>Jln. Tomang Raya 43
Jakarta - 11440
Phone : (62-021) 56956981
Fax : (62-021) 56956981
e-mail : rony@hanson.co.id
Website : -
CS : Rony Agung Suseno
SAB : PT Ficomindo Buana Registrar
PA : Richard Risambessy & Rekan</p> | <p>283 OKAS Ancora Indonesia Resources Tbk. 9 91 </p> <p>Sudirman Plaza Complex Plaza Marein I, 1st Fl. Suite B
Jln. Jend. Sudirman Kav. 76-78, Jakarta 12910
Phone : (021) 5793-6793
Fax : (021) 5793-6792
e-mail : aulia.oemar@ancorair.com; corpsec@ancorair.com
Website : -
CS : Aulia M. Oemar
SAB : PT Sinartama Gunita
PA : Arsyad & Rekan</p> |
| <p>278 MYTX Apac Citra Centertex Tbk. 4 43 </p> <p>Graha BIP 6th & 10th Fl., Jln. Gatot Subroto Kav. 23
Jakarta - 12930
Phone : (021) 525-8118, 525-8180
Fax : (021) 521-3255
e-mail : secretary@apac.co.id
Website : -
CS : Ade Prima Syarif
SAB : PT Adimitra Transferindo
PA : Mulyamin Sensi Suryanto</p> | <p>284 OMRE Indonesia Prima Property Tbk. [S] 6 61 </p> <p>Wisma Sudirman 11th Fl., Jln. Jend. Sudirman Kav. 34
Jakarta - 10220
Phone : (021) 573-4321
Fax : (021) 570-0635
e-mail : -
Website : -
CS : Neneng Nurjanah
SAB : PT Datindo Entrycom
PA : Osman Bing Satrio & Rekan</p> |
| <p>279 NIKL Pelat Timah Nusantara Tbk. 3 33 </p> <p>Krakatau Steel Building 3rd Fl.
Jln. Jend. Gatot Subroto Kav. 54, Jakarta Selatan 12950
Phone : (021) 520-9883 ext. 411
Fax : (021) 521-0079 ; 521-0081
e-mail : sekper@latinusa.co.id
Website : www.latinusa.co.id
CS : -
SAB : PT Datindo Entrycom
PA : Purwanto, Sarwoko & Sandjaja</p> | <p>285 PAFI Panasia Filament Inti Tbk. 4 43 </p> <p>Jln. Garuda No. 153/74
Bandung 40184
Phone : (022) 603-41-23, 603-25-89, 603-12-82
Fax : (022) 6031643
e-mail : secretary@panasiagroup.co.id
Website : www.panatec.com
CS : Safrudin Sani
SAB : PT Adimitra Transferindo
PA : Drs. Ferdinand</p> |
| <p>280 NIPS Nipress Tbk. 4 42 </p> <p>Jln. Raya Narogong Km. 26 Cileungsi
Bogor - 16820
Phone : (021) 823-0968
Fax : (021) 823-0935/36
e-mail : corporate@nipress.com
Website : www.nipress.com
CS : Puji Haryani
SAB : PT Blue Chip Mulia
PA : Kosasih, Nurdyaman, Tjahjo & Rekan</p> | <p>286 PANR Panorama Sentrawisata Tbk. [S] 9 94 </p> <p>Panorama Building 5th Fl.
Jln. Tomang Raya No. 63, Jakarta 11440
Phone : (021) 2556-5000
Fax : (021) 2556-5055
e-mail : cosecretary@panorama-leisure.co.id
Website : www.panorama-leisure.co.id
CS : Bondan Nurdyanto
SAB : PT Blue Chip Mulia
PA : Mulyamin Sensi Suryanto</p> |
| <p>281 NISP Bank OCBC NISP Tbk. 8 81 </p> <p>Bank NISP Tower
Jln. Prof. Dr. Satrio Kav. 25, Jakarta 12940
Phone : (021) 2553-3888
Fax : (021) 774 268; 639 0248
e-mail : nisp@banknisp.com; uliya.ariani@ocbcnisp.com
Website : www.banknisp.com
CS : Uliya Ariani
SAB : PT Sirca Datapro Perdana
PA : Haryanto Sahari & Rekan</p> | <p>287 PANS Panin Sekuritas Tbk. 8 83 </p> <p>Indonesia Stock Exchange Building Tower II, 17th Fl. Suite 1705
Jln. Jend. Sudirman Kav. 52 - 53, Jakarta 12190
Phone : (021) 515-3055
Fax : (021) 515-3061
e-mail : pusat@pans.co.id
Website : www.pans.co.id
CS : Prama Nugraha
SAB : PT Sinartama Gunita
PA : Tanubrata Sutanto & Rekan</p> |
| <p>282 OCAP JJ NAB Capital Tbk. 8 83 </p> <p>Jln. Sungai Gerong No. 8 - 10
Jakarta 10230
Phone : (021) 390-1138, 390-1139
Fax : (021) 390-1140
e-mail : info@jj-nab.co
Website : -
CS : Hena Dinata
SAB : PT Sinartama Gunita
PA : Arsyad & Rekan</p> | <p>288 PBRX Pan Brothers Tex Tbk. 4 43 </p> <p>Jl. Siliwangi No. 178 Alam Jaya, Jatiuwung
Tangerang - 15133
Phone : (021) 5900718 (hunting)
Fax : (021) 5900717, 5900706
e-mail : iswardeni@pbrx.co.id, apbrxswk@pbrx.co.id, pbt@pbrx.co.id
Website : www.panbrotherstbk.com
CS : Iswar Deni & Sasih Suarsih (Acih)
SAB : PT Datindo Entrycom
PA : Paul Hadiwinata, Hidayat, Arsono, Ade Fatma & Rekan</p> |

LISTED COMPANIES

289	PDES	Destinasi Tirta Nusantara Tbk.	9 94	295	PKPK	Perdana Karya Perkasa Tbk.. [S]	2 21
		Panorama Building 4th Fl. Jln. Tomang Raya No. 63, Jakarta 11440 Phone : (021) 5695-8585 Fax : (021) 5695-8586 e-mail : achmad.sufyani@panorama-tours.com Website : www.panorama-tours.com CS : Achmad Sufyani SAB : PT Blue Chip Mulia PA : Mulyamin Sensi Suryanto				Wisma Nugra Santana 16th Fl. Jln. Jend. Sudirman Kav. 7-8, Jakarta 10220 Phone : (021) 5100-0061 Fax : (021) 5100-0062 e-mail : corsec@pkpk-tbk.co.id Website : www.pkpk-tbk.co.id CS : Herry Priambodo SAB : PT Raya Saham Registra PA : Budiman, Wawan, Pamudji & Rekan	
290	PEGE	Panca Global Securities Tbk.	8 83	296	PLAS	Polaris Investama Tbk.	9 98
		Jakarta Stock Exchange Tower I Suite 1706 A Jln. Jend. Sudirman Kav. 52 - 53, Jakarta 12190 Phone : (021) 515-5456 (Hunting) Fax : (021) 515-5466 e-mail : pancaglobal@cbn.net.id Website : www.pancaglobal.co.id CS : Hendra H. Kustarjo SAB : PT Blue Chip Mulia PA : Doli, Bambang, Sudarmadji & Dadang				Mayapada Tower 2th Fl. Jln. Jend. Sudirman Kav. 28, Jakarta 12920 Phone : (021) 521-3337 Fax : (021) 521-3337 e-mail : taffyindra@gmail.com Website : - CS : Taffy Tjahja Indra SAB : PT Ficomindo Buana Registrar PA : Doli, Bambang, Sudarmadji & Dadang	
291	PGAS	Perusahaan Gas Negara Tbk.	7 71	297	PLIN	Plaza Indonesia Realty Tbk. [S]	9 94
		Jln. KH. Zainul Arifin No. 20 Jakarta 11140 Phone : (021) 633-4838, 4848, 4861 Fax : (021) 633-3080 e-mail : investor.relations@pgn.co.id Website : www.pgn.co.id CS : M. Wahid Sutopo SAB : PT Datindo Entrycom PA : Purwanto, Sarwoko & Sandjaja				Plaza Indonesia Shopping Centre 4th Fl. Jln. M.H. Thamrin Kav. 28 - 30, Jakarta 10350 Phone : (021) 310-7272, 390-3728 Fax : (021) 310-7644, 390-3718 e-mail : - Website : www.plazaindonesia.com CS : Parade Sitorus SAB : PT Sinartama Gunita PA : Osman Bing Satrio & Rekan	
292	PGLI	Pembangunan Graha Lestari Indah Tbk. [S]	9 94	298	PBNB	Bank Pan Indonesia Tbk.	8 81
		Jln. Samanhudi No. 9 Medan 20151 Phone : (021) 457-5050, 451-9595 Fax : (021) 414-9677 e-mail : sari_pgli@yahoo.com Website : - CS : Linda Sari SAB : PT Adimitra Transferindo PA : Binsar B. Lumbanradja				Panin Bank Centre Jln. Jend Sudirman Jakarta - 10270 Phone : (021) 270-0545, 270-0966, 270-0933 Fax : (021) 270-0340 e-mail : jasman@panin.co.id; panin@panin.co.id Website : www.panin.co.id CS : Jasman G. Munthe SAB : PT Blue Chip Mulia PA : Osman Bing Satrio & Rekan	
293	PICO	Pelangi Indah Canindo Tbk.	3 33	299	PNIN	Panin Insurance Tbk.	8 84
		Jln. Daan Mogot Km. 14 No. 700 Jakarta - 11850 Phone : (021) 609-2222, 619-7236 Fax : (021) 619-3446, 540-6215 e-mail : info@pic.co.id; pic@cbn.net.id Website : www.pic.co.id CS : Rubianto SAB : PT Sirca Datapro Perdana PA : Doli, Bambang, Sudarmadji & Dadang				Panin Bank Plaza 6th Fl., Jln. Palmerah Utara No. 52 Jakarta - 11480 Phone : (021) 548-0669 Fax : (021) 548-4047 e-mail : pcd21@dnet.net.id Website : www.panininsurance.co.id CS : Murwanto SH. SAB : PT Sinartama Gunita PA : Trisno, Hendang, Adams & Rekan	
294	PJAA	Pembangunan Jaya Ancol Tbk. [S]	9 94	300	PNLF	Panin Financial Tbk.	8 84
		Cordova Building, Jln. Pasir Putih Raya 1 Blok E5, Taman Impian Jaya Ancol, Jakarta 14430 Phone : (021) 645-3456, 645-4567 Fax : (021) 645-2986, 6471-0502 e-mail : pja@ancol.com Website : www.ancol.com CS : Fransiscus Xaverius Husni SAB : PT Adimitra Transferindo PA : RSM Aryanto, Amir Jusuf, Mawar & Saptoto				Panin Life Centre 6th Fl., Jln. Letjend. S. Parman Kav. 91 Jakarta - 11420 Phone : (021) 2556-6888 Fax : (021) 2556-6711 e-mail : eric.tobing@paninlife.co.id; panin@paninlife.co.id Website : www.paninlife.co.id CS : Eric Tobing SAB : PT Sinartama Gunita PA : Eddy Kaslim	

LISTED COMPANIES

- | | |
|-------------------------------------------------------------------------------------------------------------------------------------------------------------------------------------------------------------------------------------------------------------------------------------------------------------------------------------------------------------------------------|----------------------------------------------------------------------------------------------------------------------------------------------------------------------------------------------------------------------------------------------------------------------------------------------------------------------------------------------------------------------------------------------------------------------------------------|
| <p>301 PNSE Pudjiadi & Sons Estate Tbk. 9 94 </p> <p>Jayakarta Tower Hotel
Jln. Hayam Wuruk 126, Jakarta 11180
Phone : (021) 629-4408, 659-3626
Fax : (021) 639-9573
e-mail : pnse@cbn.net.id
Website : -
CS : Dadang Suwarsa
SAB : PT EDI Indonesia
PA : S. Mannan, Sofwan, Adnan & Rekan</p> | <p>307 PSDN Prasidha Aneka Niaga Tbk. 5 51 </p> <p>Plaza Sentral Building, 20th Fl.
Jln. Jend. Sudirman No. 47, Jakarta 12930
Phone : (021) 5790-4478, 5790-4488
Fax : (021) 527-4948, 252-3428
e-mail : corp_sec@prasidha.co.id or nanny@prasidha.co.id
Website : -
CS : Petrus R. Arif
SAB : PT Raya Saham Registra
PA : Purwantono, Sarwoko & Sandjaja</p> |
| <p>302 POLY Asia Pacific Fibers Tbk. 4 43 </p> <p>The East, 35th Fl Unit 5-6-7., J.L. Lingkar Mega Kuningan Kav. E.3.2 No. 1 Jakarta 12950
Phone : (021) 57938555
Fax : (021) 57938565
e-mail : tunaryo@apf.co.id
Website : www.asiapacificfibers.com
CS : Tunaryo
SAB : PT Datindo Entrycom
PA : Hendrawinata Gani & Hidayat</p> | <p>308 PSKT Pusako Tarinka Tbk. [S] 9 94 </p> <p>Jln. Barito II No. 15A
Kebayoran Baru, Jakarta Selatan 12130
Phone : (021) 7279-0067
Fax : (021) 723-7776
e-mail : pusako@cbn.net.id
Website : -
CS : Nazirwan
SAB : PT Raya Saham Registra
PA : Achmad, Rasyid, Hisbullah & Jerry</p> |
| <p>303 POOL Pool Advista Indonesia Tbk. [S] 9 98 </p> <p>Jln. Kali Besar Timur No. 28A
Jakarta 11220
Phone : (021) 692-6104
Fax : (021) 691-5959
e-mail : paid@indosat.net.id
Website : -
CS : Fony Tanjung
SAB : PT Adimitra Transferindo
PA : Johan Malonda Astika & Rekan</p> | <p>309 PTBA Tambang Batubara Bukit Asam (Persero) Tbk. [S] 2 21 </p> <p>Menara Kadin Indonesia 15th & 9th Fl.
Jln. HR Rasuna Said X-5, Kav. 2 & 3, Jakarta 12950
Phone : (021) 525-4014
Fax : (021) 525-4002
e-mail : asudarto@bukitasam.co.id; corsec@bukitasam.co.id
Website : www.ptba.co.id
CS : Achmad Sudarto
SAB : PT Datindo Entrycom
PA : Haryanto Sahari & Rekan</p> |
| <p>304 PRAS Prima Alloy Steel Tbk. 4 42 </p> <p>Jln. Muncul 1, Kec. Gedangan
Sidoarjo - 61254
Phone : (031) 853-7088
Fax : (031) 853-1877, 853-4166
e-mail : corsec@panther-wheels.net
Website : www.panther-wheels.net
CS : Mulyono
SAB : PT Raya Saham Registra
PA : Achmad, Rasyid, Hisbullah & Jerry</p> | <p>310 PTPP PP (Persero) Tbk. 6 62 </p> <p>Plaza PP, Jln. Letjend. T.B. Simatupang No. 57
Pasar Rebo - Jakarta 13760
Phone : (021) 840-3883
Fax : (021) 840-3890
e-mail : -
Website : www.pt-pp.com
CS : Betty Ariana
SAB : PT BSR Indonesia
PA : Riza, Wahono & Rekan</p> |
| <p>305 PROD Sara Lee Body Care Indonesia Tbk. [S] 5 54 </p> <p>Graha Elnusa 9th Fl.
Jln. TB Simatupang Kav. 1B, Cilandak, Jakarta 12560
Phone : (021) 2754-6000
Fax : (021) 7884-6730
e-mail : -
Website : -
CS : Johnson Parhusip
SAB : PT Sara Lee Body Care Indonesia Tbk
PA : Haryanto Sahari & Rekan</p> | <p>311 PTRA New Century Development Tbk. 6 61 </p> <p>Mayapada Tower 19th Fl.
Jln. Jend. Sudirman Kav. 28 Jakarta 12920
Phone : (021) 521-1991, 521-1994
Fax : (021) 521-1938, 521-1860
e-mail : ncdcorpsec@yahoo.com
Website : -
CS : Gilbert Rely
SAB : PT Ficomindo Buana Registrar
PA : Drs. Ferdinand</p> |
| <p>306 PSAB Pelita Sejahtera Abadi Tbk. [S] 9 94 </p> <p>Jln. Soekarno - Hatta Km. 32
Bawen, Semarang
Phone : (0298) 523-359, 522-175, 521-364
Fax : (0298) 523-359
e-mail : psa@indo.net.id
Website : -
CS : Jusca Fariedz
SAB : PT Adimitra Transferindo
PA : Sugeng Pamudji</p> | <p>312 PTRO Petrosea Tbk. [S] 2 21 </p> <p>Wisma Anugraha
Jln. Taman Kemang No. 32B, Jakarta 12730
Phone : (021) 718-3255
Fax : (021) 718-3266
e-mail : listing@petrosea.com; info@petrosea.com
Website : www.petrosea.com
CS : Anang Rizkani Noor
SAB : PT Sirca Datapro Perdana
PA : Osman Bing Satrio & Rekan</p> |

LISTED COMPANIES

- | | |
|--------------------------------------------------------------------------------------------------------------------------------------------------------------------------------------------------------------------------------------------------------------------------------------------------------------------------------------------------------------------------------------------------|--------------------------------------------------------------------------------------------------------------------------------------------------------------------------------------------------------------------------------------------------------------------------------------------------------------------------------------------------------------------------------------------------------|
| <p>313 PTSN Sat Nusapersada Tbk. [S] 4 46 </p> <p>Jln. Pelita VI No. 99
Batam 29432
Phone : (0778) 425-888, 458-002, 458-296
Fax : (0778) 459-669, 427-288
e-mail : rusdiana@satnusa.com
Website : www.satnusa.com
CS : Rusdiana
SAB : PT Raya Saham Registra
PA : Johan Malonda Astika & Rekan</p> | <p>319 RAJA Rukun Raharja Tbk. [S] 7 74 </p> <p>Mayapada Tower 21st Fl.
Jln. Jend. Sudirman Kav. 28, Jakarta 12920
Phone : (021) 521-3555
Fax : (021) 521-4555
e-mail : kusumasmoro@rukunraharja.co.id
Website : www.rukunraharja.co.id
CS : Kusumasmoro
SAB : PT Ficomindo Buana Registrar
PA : Muhammad Sofwan & Rekan</p> |
| <p>314 PTSP Pioneerindo Gourmet International Tbk. 9 94 </p> <p>Jaya Building 6th Fl.
Jln. M.H. Thamrin No. 12, Jakarta 10340
Phone : (021) 314-7654, 315-7611
Fax : (021) 315-7609
e-mail : -
Website : -
CS : Kuswandi Tamin
SAB : PT EDI Indonesia
PA : RSM Aryanto, Amir Jusuf, Mawar & Saptoto</p> | <p>320 RALS Ramayana Lestari Sentosa Tbk. [S] 9 93 </p> <p>Jln. K.H. Wahid Hasyim No. 220 A - B
Jakarta - 10250
Phone : (021) 391-4566, 315-1563, 310-6653
Fax : (021) 3193-4245
e-mail : helen.tanzil@ramayana.co.id
Website : www.ramayana.co.id
CS : Helen Riyani Tanzil
SAB : PT Sinartama Gunita
PA : Purwantonono, Sarwoko & Sandjaja</p> |
| <p>315 PUDP Pudjadi Prestige Tbk. [S] 9 94 </p> <p>Jayakarta Hotel 21st Fl., Jln. Hayam Wuruk 126
Jakarta Barat
Phone : (021) 624-1030, 1033
Fax : (021) 624-0981, 0987
e-mail : -
Website : -
CS : Adwien Dhanu
SAB : PT EDI Indonesia
PA : Joachim Sulisty & Rekan</p> | <p>321 RBMS Ristia Bintang Mahkotasejati Tbk. [S] 6 61 </p> <p>Ribens Autocars Building 3rd Fl.
Jln. Fatmawati No.188, Jakarta 12420
Phone : (021) 751-1441, 750-5000
Fax : (021) 7581-8737
e-mail : ristiabintangmahkotasejati@gmail.com
Website : -
CS : Suhsih Boentoro
SAB : PT Sinartama Gunita
PA : Yansen Pasaribu</p> |
| <p>316 PWON Pakuwon Jati Tbk. 6 61 </p> <p>Mandiri Tower 15th Fl., Jln. Basuki Rahmat No. 8 - 12
Surabaya - 60261
Phone : (031) 531-1107, 531-1088
Fax : (031) 532-6726
e-mail : pakuwon@rad.net.id
Website : -
CS : Omar Ishananto
SAB : PT Sirca Datapro Perdana
PA : Osman Bing Satrio & Rekan</p> | <p>322 RDTX Roda Vivatex Tbk. [S] 4 43 </p> <p>Menara Standard Chartered Lt. 35
Jl. Prof. Dr. Satrio No. 164 Jakarta Selatan
Phone : (021) 2553-2222
Fax : (021) 2553-2255/66
e-mail : geno@rodavivatex.co.id
Website : -
CS : Wiriady Widjaja
SAB : PT EDI Indonesia
PA : Johan Malonda Astika & Rekan</p> |
| <p>317 PWSI Panca Wiratama Sakti Tbk. 6 61 </p> <p>Perkantoran Ciputat Indah Permai Blok B-6
Jln. Ir. H. Juanda No. 50, Ciputat, Tangerang 15419
Phone : (021) 740-4402, 742-8436
Fax : (021) 740-4184
e-mail : pancawiratama@yahoo.co.id
Website : -
CS : Deetje Linawati
SAB : PT Datindo Entrycom
PA : Drs. Heroe, Pramono & Rekan</p> | <p>323 RELI Reliance Securities Tbk. 8 83 </p> <p>Reliance Building
Jln. Pluit Putra Kencana No. 15A, Jakarta Utara 14450
Phone : (021) 661-7768 (General), 661-2004 (Dealing)
Fax : (021) 661-9884
e-mail : -
Website : www.reliance-securities.com
CS : Kriswitaluri
SAB : PT Blue Chip Mulia
PA : Drs. Wirawan & Rekan</p> |
| <p>318 PYFA Pyridam Farma Tbk. [S] 5 53 </p> <p>Jl. Kemandoran VIII/16
Jakarta - 12210
Phone : (021) 5307551-52, 53690112
Fax : (021) 532-9049
e-mail : info@pyridam.com
Website : www.pyridam.com
CS : Ryan Arvin
SAB : PT Sinartama Gunita
PA : Tanubrata Sutanto & Rekan</p> | <p>324 RICY Ricky Putra Globalindo Tbk. [S] 4 43 </p> <p>Jln. Sawah Lio II No. 29 - 37
Jembatan Lima - Tambora, Jakarta 11250
Phone : (021) 634-3735
Fax : (021) 633-8642
e-mail : robi@rpg.co.id
Website : -
CS : Robby Ritter Tan
SAB : PT Raya Saham Registra
PA : Hendrawinata Gani & Hidayat</p> |

LISTED COMPANIES

325	RIGS Rig Tenders Tbk. [S]	7 74	331	SAFE Steady Safe Tbk.	7 74
	<p>Wisma Rig Tenders Jln. Dr. Saharjo No. 129, Jakarta Selatan 12860 Phone : (021) 831-0722 Fax : (021) 831-0720 e-mail : ptrt@rigtenders.co.id Website : www.rigtenders.co.id CS : Kiki Asrinikania SAB : PT Sirca Datapro Perdana PA : Osman Bing Satrio & Rekan</p>			<p>Istana Kana Building 2nd Fl. Jln. R.P. Soeroso No. 24 Jakarta - 10330 Phone : (021) 315-8888, 392-2222 Fax : (021) 310-6778 e-mail : steady_safetbk@yahoo.co.id; efrisi@yahoo.co.id Website : - CS : Efris Indria Y.A. SAB : PT Sinartama Gunita PA : Rasin, Ichwan & Rekan</p>	
326	RIMO Rimo Catur Lestari Tbk. [S]	9 93	332	SAIP Surabaya Agung Industry Pulp Tbk.	3 38
	<p>Sentra Niaga Puri Indah Blok T2 No. 9 Jakarta - 11610 Phone : (021) 581-2318 Fax : (021) 581-2317 e-mail : markus.budiman@rimo.com Website : www.rimo.co.id CS : Thomas Setiamihardja SAB : PT Sinartama Gunita PA : Kanaka Puradiredja, Suhartono</p>			<p>Jln. Kedungdoro No. 60, 8th - 10th Fl. Surabaya - 60251 Phone : (62-31) 548-2003 Fax : (62-31) 548-2039/40 e-mail : ah@suryakertas.com; ird@suryakertas.com Website : www.suryakertas.com CS : Antok Handoko SAB : PT Raya Saham Registra PA : Anwar & Rekan</p>	
327	RINA Katarina Utama Tbk.	7 75	333	SCBD Danayasa Arthatama Tbk. [S]	6 61
	<p>Rukan Tiara Buncit Blok A1 - A2 Jln. Kemang Utara IX No. 9, Jakarta Selatan Phone : (021) 7919-5720 Fax : (021) 7919-2119 e-mail : corsec@katarina.co.id Website : www.katarina.co.id CS : Izzudin Bin Mahmood SAB : PT Sinartama Gunita PA : Doli, Bambang, Sudarmadji & Dadang</p>			<p>Artha Graha 12th Fl. Jln. Jend. Sudirman Kav. 52 - 53, Jakarta 12190 Phone : (021) 515-2390 Fax : (021) 515-2407, 515-2391 e-mail : legaldanayasa@scbd.net.id Website : - CS : Samir SAB : PT Sinartama Gunita PA : Mulyamin Sensi Suryanto</p>	
328	RMBA Bentoel International Investama Tbk.	5 52	334	SCCO Sucaco Tbk.	4 45
	<p>Menara Rajawali, 23rd Fl., Jln. Mega Kuningan Lot 5.1, Kawasan Mega Kuningan, Jakarta 12950 Phone : (021) 576-1718 Fax : (021) 576-1388 e-mail : Wahyu_Trikusumo@bat.com Website : www.bentoel.co.id CS : Hadrianus Wahyu Trikusumo SAB : PT Datindo Entrycom PA : Osman Bing Satrio & Rekan</p>			<p>Jl. Kebon Sirih 71 Jakarta 10340 Phone : (021) 310-0525, 310-1525 Fax : (021) 3152840 e-mail : corpsec@sucaco.com Website : www.sucaco.com CS : Risti Saka SAB : PT Sucaco Tbk PA : Drs. Wirawan & Rekan</p>	
329	RODA Royal Oak Development Asia Tbk.	6 61	335	SCMA Surya Citra Media Tbk. [S]	9 95
	<p>Menara Imperium 18th Fl. Metropolitan Kuningan Superblok Kav. 1 Jln. H.R. Rasuna Said Jakarta 12980 Phone : (021) 837-92560 Fax : (021) 837-92561 e-mail : hedy@transpacifigroup.com Website : - CS : Febria Hedyanti SAB : PT Sinartama Gunita PA : Rama Wendra</p>			<p>SCTV Tower - Senayan City Jln. Asia Afrika Lot 19, Jakarta 10270 Phone : (021) 2793-5599 Fax : (021) 2793-5598 e-mail : - Website : www.scm.co.id CS : Hardijanto Saroso SAB : PT Raya Saham Registra PA : Purwanto, Sarwoko & Sandjaja</p>	
330	RUIS Radiant Utama Interinsco Tbk.	2 22	336	SCPI Schering Plough Indonesia Tbk.	5 53
	<p>Radiant Utama Building, 2nd Fl. Jln. Kapten Tendean No. 24, Jakarta 12720 Phone : (021) 719-1020 Fax : (021) 719-1002 e-mail : ruinco@radiant-utama.com; ruinco@indosat.net.id Website : www.radiant-utama.com CS : Moh. Arsyad Lubis SAB : PT Adimitra Transferindo PA : Osman Bing Satrio & Rekan</p>			<p>Mayapada Tower, 10th Fl. Jln. Jend. Sudirman Kav. 28, Jakarta 12910 Phone : (021) 522-5452 Fax : (021) 522-5446 e-mail : rianto.kosasih@spcorp.com Website : www.schering-plough.com CS : Rianto Irawan Kosasih SAB : PT Sirca Datapro Perdana PA : Osman Bing Satrio & Rekan</p>	

LISTED COMPANIES

- | | |
|-----------------------------------------------------------------------------------------------------------------------------------------------------------------------------------------------------------------------------------------------------------------------------------------------------------------------------------------------------------------------------------------------------------------------------------|--------------------------------------------------------------------------------------------------------------------------------------------------------------------------------------------------------------------------------------------------------------------------------------------------------------------------------------------------------------------------------------------------------|
| <p>337 SDPC Millennium Pharmacon International Tbk. [S] 9 91 </p> <p>Panin Bank Center 9th Fl.
Jln. Jend. Sudirman, Senayan, Jakarta 10270
Phone : (021) 7278-8907
Fax : (021) 722-8090
e-mail : lym@pacific.net.id
Website : -
CS : Ernie Hilal
SAB : PT Sirca Datapro Perdana
PA : Tjahjadi, Pradhono & Teramihardja</p> | <p>343 SIMA Siwani Makmur Tbk. [S] 3 35 </p> <p>Jln. Teluk Betung No. 38
Jakarta - 10230
Phone : (021) 230-2257
Fax : (021) 230-2745
e-mail : esprabowo@sima.co.id, esprabowo@yahoo.com
Website : -
CS : Eko Setijo Prabowo
SAB : PT Sirca Datapro Perdana
PA : Budiman, Wawan, Pamudji & Rekan</p> |
| <p>338 SDRA Bank Himpunan Saudara 1906 Tbk. 8 81 </p> <p>Jln. Buah Batu No. 58
Bandung
Phone : (022) 732-2150
Fax : (022) 731-9626
e-mail : saudara@banksaudara.com; bambang.wisaksono@banksaudara.com
Website : www.banksaudara.com
CS : Bambang Wisaksono
SAB : PT Sinartama Gunita
PA : Tanubrata Sutanto & Rekan</p> | <p>344 SIMM Surya Intrindo Makmur Tbk. 4 44 </p> <p>Jln. Raya Tambak Sawah No. 8 Sidoarjo
Sidoarjo
Phone : (031) 866-8888
Fax : (031) 866-6920
e-mail : suryaintrindo@simtbk.co.id
Website : -
CS : Heranita Cyntia
SAB : PT Sinartama Gunita
PA : Edi Subyakto, CPA</p> |
| <p>339 SGRO Sampoerna Agro Tbk. [S] 1 12 </p> <p>Sampoerna Strategic Square North Tower, 28th Fl.
Jln. Jend. Sudirman Kav. 45, Jakarta 12930
Phone : 577-1711, 577-0886
Fax : 577-1712, 577-0015
e-mail : eris.ariaman@sampoernaagro.com
Website : www.sampoernaagro.com
CS : Eris Ariaman
SAB : PT Datindo Entrycom
PA : Purwantono, Sarwoko & Sandjaja</p> | <p>345 SING Singleterra Tbk. * 9 91 </p> <p>Menara Sudirman 8th B Fl.
Jln. Jend. Sudirman Kav. 60, Jakarta 12190
Phone : (021) 522-6488
Fax : (021) 522-6517
e-mail : -
Website : -
CS : Setyo Harsoyo
SAB : PT Sinartama Gunita
PA : Achmad, Rasyid, Hisbullah & Jerry</p> |
| <p>340 SHID Hotel Sahid Jaya Tbk. 9 94 </p> <p>Sahid Building 2nd Fl.
Jln. Jend. Sudirman No. 86, Jakarta 10220
Phone : (021) 570-3231, 570-3232, 571-1797, 570-4444
Fax : (021) 570-5506, 570-1619
e-mail : sahidgf@rad.net.id; indroyuwono@link.net.id
Website : www.hotelsahidjaya.com
CS : Indro Yuwono
SAB : PT Datindo Entrycom
PA : Doli, Bambang, Sudarmadji & Dadang</p> | <p>346 SIPD Sierad Produce Tbk. [S] 3 36 </p> <p>Plaza City View Building 1st Fl.
Jln. Kemang Timur No. 22, Jakarta 12510
Phone : (021) 719-3888
Fax : (021) 719-3889, 719-3789
e-mail : elies@sierad.co.id
Website : www.sierad.co.id
CS : Elies Lestari Setiawan
SAB : PT Raya Saham Registra
PA : RSM Aryanto, Amir Jusuf, Mawar & Saptoto</p> |
| <p>341 SIAP Sekawan Intipratama Tbk. 3 35 </p> <p>Jln. Raya Sidorejo KM 25, Dusun Patoman
Desa Kebahoran, Krian, Sidoarjo 61262
Phone : (031) 898-3888, 898-3380
Fax : (031) 898-3000
e-mail : yenny.listyowati@sekawan.co.id
Website : www.sekawan.co.id
CS : Yenny Listyowati
SAB : PT Sharestar Indonesia
PA : Tjahjadi, Pradhono & Teramihardja</p> | <p>347 SKBM Sekar Bumi Tbk. * 5 51 </p> <p>Plaza ABDA 2nd Fl.
Jln. Jend. Sudirman Kav 59, Jakarta
Phone : (031) 895-1910; 5140-1122
Fax : (021) 895-1911; 5140-1212
e-mail : -
Website : -
CS : Lianny Mariana
SAB : PT EDI Indonesia
PA : A. Krisnawan & Rekan</p> |
| <p>342 SIIP Suryainti Permata Tbk. 6 61 </p> <p>Wisma Permata
Jln. Panglima Sudirman 55, Surabaya 60271
Phone : (031) 548-1666
Fax : (031) 548-1555
e-mail : suryainti@siip.co.id
Website : www.suryainti.com
CS : Arief Sutjahyo W.
SAB : PT Sinartama Gunita
PA : Rama Wendra</p> | <p>348 SKLT Sekar Laut Tbk. [S] 5 51 </p> <p>Wisma Nugra Santana Lantai 7, Suite 707, Jln. Jend. Sudirman Kav. 7-8
Jakarta 10220
Phone : 021-570-49-88
Fax : 021-314-1597, 660-0011
e-mail : sklaut@rad.net.id
Website : www.sekar.co.id
CS : Arief Budi Kurniawan
SAB : PT EDI Indonesia
PA : Paul Hadiwinata, Hidajat, Arsono, Ade Fatma & Rekan</p> |

LISTED COMPANIES

- | | |
|--------------------------------------------------------------------------------------------------------------------------------------------------------------------------------------------------------------------------------------------------------------------------------------------------------------------------------------------------------------------------------------------------------------------------------------------------|--------------------------------------------------------------------------------------------------------------------------------------------------------------------------------------------------------------------------------------------------------------------------------------------------------------------------------------------------------------------------------------------------------------|
| <p>349 SMAR SMART Tbk. [S] 1 12 </p> <p>Plaza BII Menara II, 30th Fl., Jl. MH. Thamrin No. 51
Jakarta - 10350
Phone : (021) 318-1388
Fax : (021) 318-1389
e-mail : investor@smart-tbk.com
Website : www.smart-tbk.com
CS : Jimmy Pramono
SAB : PT Sinartama Gunita
PA : Mulyamin Sensi Suryanto</p> | <p>355 SMMT Eatertainment International Tbk. 9 94 </p> <p>Pondok Pinang Center Blok C 46-48
Jln. Ciputat Raya, Jakarta 12310
Phone : (021) 7591-5031 - 32, 766-5061
Fax : (021) 7591-5029
e-mail : santi@eatertainment-intl.com
Website : www.paparonspizza.com
CS : Susanti Nilam
SAB : PT Sirca Datapro Perdana
PA : Achmad, Rasyid, Hisbullah & Jerry</p> |
| <p>350 SMCB Holcim Indonesia Tbk. 3 31 </p> <p>Menara Jamsostek North Tower, 15th Fl.
Jln. Jend. Gatot Subroto No. 38, Jakarta 12930
Phone : (021) 5296-2011
Fax : (021) 5296-2022
e-mail : corp.sec@semen-cibinong.com; Corp@semen-cibinong.com
Website : www.holcim.com
CS : Jannus O. Hutapea
SAB : PT Holcim Indonesia Tbk
PA : Purwanto, Sarwoko & Sandjaja</p> | <p>356 SMRA Summarecon Agung Tbk. [S] 6 61 </p> <p>Plaza Summarecon
Jln. Perintis Kemerdekaan No. 42, Jakarta Timur 13210
Phone : (021) 489-2107, 471-4567
Fax : (021) 489-2976, 471- 4486
e-mail : corp_secretary@summarecon.com
Website : www.summarecon.com
CS : Michael Yong
SAB : PT Sirca Datapro Perdana
PA : Purwanto, Sarwoko & Sandjaja</p> |
| <p>351 SMDM Suryamas Dutamakmur Tbk. [S] 6 61 </p> <p>Sudirman Plaza Business Complex, Plaza Marein 16th Fl.
Jln. Jend. Sudirman Kav. 76 - 78, Jakarta 12910
Phone : (021) 5793-6733
Fax : (021) 5793-6730
e-mail : -
Website : -
CS : Sujanto Handoko
SAB : PT EDI Indonesia
PA : Osman Bing Satrio & Rekan</p> | <p>357 SMSM Selamat Sempurna Tbk. [S] 4 42 </p> <p>Wisma ADR
Jln. Pluit Selatan No. 1, Jakarta - 14440
Phone : (021) 661-0033, 669-0244
Fax : (021) 661-8438, 669-6237
e-mail : adr@adr-group.com ; adr@adr.co.id
Website : www.adr-group.com
CS : Ang Andri Pribadi
SAB : PT Sinartama Gunita
PA : Tjahjadi, Pradhono & Teramihardja</p> |
| <p>352 SMDR Samudera Indonesia Tbk. 7 74 </p> <p>Samudera Indonesia Building 8th Fl. Suite 801
Jln. Letjen S. Parman Kav. 35, Jakarta 11480
Phone : (021) 548-0088, 530-4158, 534-7210, 549-4993
Fax : (021) 534-7171, 549-0909
e-mail : diana@controller.sig.co.id
Website : www.samudera.com
CS : Diana Prihastuti Iskandar
SAB : PT Sharestar Indonesia
PA : Purwanto, Sarwoko & Sandjaja</p> | <p>358 SOBI Sorini Agro Asia Corporinndo Tbk. 3 34 </p> <p>Wisma AKR 7th - 8th Fl.,
Jln. Panjang No. 5, Kebun Jeruk, Jakarta - 11530
Phone : (021) 531-1110
Fax : (021) 531-1025
e-mail : haryati.utami@akr.co.id
Website : www.sorini.co.id/
CS : Haryati Utami
SAB : PT Sirca Datapro Perdana
PA : Purwanto, Sarwoko & Sandjaja</p> |
| <p>353 SMGR Semen Gresik (Persero) Tbk. [S] 3 31 </p> <p>Semen Gresik Building
Jln. Veteran, Gresik, Surabaya 61122
Phone : (031) 398-1731 - 3, (0356) 325-001
Fax : (031) 398-3209, (0356) 322-380
e-mail : ptsg@sg.sggrp.com
Website : www.semengresik.com
CS : Sunardi Prionomurti
SAB : PT Datindo Entrycom
PA : Purwanto, Sarwoko & Sandjaja</p> | <p>359 SONA Sona Topas Tourism Industry Tbk. [S] 9 93 </p> <p>Sudirman Tower 20th Fl., Jln. Jend. Sudirman Kav. 60
Jakarta - 12190
Phone : (021) 521-3056 - 59 (Hunting)
Fax : (021) 521-3066
e-mail : idpikt@centrin.net.id
Website : www.sonatopas.co.id
CS : Harry Wangidjaja
SAB : PT Adimitra Transferindo
PA : Mulyamin Sensi Suryanto</p> |
| <p>354 SMMA Sinar Mas Multiartha Tbk. 8 89 </p> <p>BII Plaza, Tower III, 11th Floor
Jln. M.H. Thamrin No. 51, Jakarta 10350
Phone : (021) 392-5660
Fax : (021) 392-5788
e-mail : multiartha@sinarmas.com
Website : www.sinarmas.com
CS : Kurniawan Udjaja
SAB : PT Sinartama Gunita
PA : Mulyamin Sensi Suryanto</p> | <p>360 SPMA Suparma Tbk. 3 38 </p> <p>Jln. Sulung Sekolahan 6A
Surabaya 60174
Phone : (031) 353-9888, 353-3776, 353-3698
Fax : (031) 353-3827
e-mail : corp.sec@ptsuparmatbk.com
Website : www.ptsuparmatbk.com
CS : Hendro Luhur & Buyung Octoviano
SAB : PT EDI Indonesia
PA : Hadori Sugiarto Adi & Rekan</p> |

LISTED COMPANIES

- | | |
|-----------------------------------------------------------------------------------------------------------------------------------------------------------------------------------------------------------------------------------------------------------------------------------------------------------------------------------------------------------------------------------------------------------------------------------------|-----------------------------------------------------------------------------------------------------------------------------------------------------------------------------------------------------------------------------------------------------------------------------------------------------------------------------------------------------------------------------------------------------------------------------------------------------------------------|
| <p>361 SQBI Taisho Pharmaceutical Indonesia Tbk. 5 53 </p> <p>Wisma Tamara 10th Fl. Jl. Jend. Sudirman Kav. 24
Jakarta - 12920
Phone : (021) 520 6720
Fax : (021) 520 6735
e-mail : Dyah.budiastuti@ma.tasiho.co.id
Website : www.taisho.co.jp
CS : Dyah Eka Budiastuti
SAB : PT Blue Chip Mulia
PA : Osman Bing Satrio & Rekan</p> | <p>367 SUGI Sugi Samapersada Tbk. [S] 9 37 </p> <p>Jln. Teluk Betung No.39
Jakarta 10230
Phone : (021) 230-2257
Fax : (021) 314-1597
e-mail : oil_and_gas@sugi-tbk.com
Website : -
CS : Medicawati Sarwono
SAB : PT Adimitra Transferindo
PA : Purbalauddin & Rekan</p> |
| <p>362 SQMI Allbond Makmur Usaha Tbk. 4 42 </p> <p>Jln. Agung Timur X - Blok N 1, No. 11-14
Sunter Agung Podomoro, Jakarta 14350
Phone : (021) 6530-7376
Fax : (021) 650-6337
e-mail : sanexqianjiangtbk@yahoo.com
Website : -
CS : Eka Nikawanti
SAB : PT Sinartama Gunita
PA : Achmad, Rasyid, Hisbullah & Jerry</p> | <p>368 SULI Sumalindo Lestari Jaya Tbk. 3 37 </p> <p>Menara Bank Danamon, 19th Fl. Jln. Prof. DR. Satrio Kav. E IV/6
Mega Kuningan, Jakarta Selatan - 12950
Phone : (021) 576-1188, 576-1199
Fax : (021) 577-1818
e-mail : hasnawiyah.kono@sumalindo.com;public.Relations@sumalindo.com
Website : www.sumalindo.com
CS : Hasnawiyah Kono
SAB : PT Ficomindo Buana Registrar
PA : Purwantonono, Sarwoko & Sandjaja</p> |
| <p>363 SRSN Indo Acidatama Tbk. [S] 3 34 </p> <p>Graha Kencana 9th Fl. Suite A
Jln. Raya Perjuangan 88, Jakarta - 11530
Phone : (021) 5366-0777
Fax : (021) 5366-0698
e-mail : bennyherman@indoacidatama.co.id; acidatama@acidatama.co.id
Website : www.acidatama.co.id
CS : Benny Herman
SAB : PT Sinartama Gunita
PA : RSM Aryanto, Amir Jusuf, Mawar & Saptoto</p> | <p>369 TALF Tunas Alfin Tbk. 3 35 </p> <p>Menara Imperium 28th Fl., Metropolitan Kuningan Superblok
Jln. H.R. Rasuna Said Kav. 1, Jakarta 12980
Phone : (021) 831-7322
Fax : (021) 831-7683
e-mail : -
Website : -
CS : Ellen Golose
SAB : PT EDI Indonesia
PA : Osman Bing Satrio & Rekan</p> |
| <p>364 SSIA Surya Semesta Internusa Tbk. [S] 6 62 </p> <p>Graha Surya Internusa 11th Fl.
Jln. HR Rasuna Said Kav. X-0, Jakarta - 12950
Phone : (62-21) 526-2121, 527-2121
Fax : (62-21) 526-7878
e-mail : eddy@nusrarayacipta.com; inquiry@suryainternusa.com;
Website : www.suryainternusa.com/
CS : Eddy Purwana Wikanta
SAB : PT Sinartama Gunita
PA : Osman Bing Satrio & Rekan</p> | <p>370 TBLA Tunas Baru Lampung Tbk. [S] 1 12 </p> <p>Wisma Budi 8th - 9th Fl.
Jln. HR. Rasuna Said Kav.C - 6, Jakarta - 12940
Phone : (021) 521-3383
Fax : (021) 521-3382, 521-3392, 520-5829
e-mail : cs@tunasbarulampung.com; hardy.tbl@sungaibudi.com
Website : www.tunasbarulampung.com
CS : Hardy
SAB : PT Adimitra Transferindo
PA : Mulyamin Sensi Suryanto</p> |
| <p>365 SSTM Sunson Textile Manufacture Tbk. 4 43 </p> <p>Jln. Raya Rancaekek Km. 25.5 Sumedang
Bandung
Phone : (022) 779-8289
Fax : (022) 779-8301, 779-8302
e-mail : fncstm@melsa.net.id
Website : -
CS : Edduardus Gunawan
SAB : PT Sinartama Gunita
PA : Tanubrata Sutanto & Rekan</p> | <p>371 TBMS Tembaga Mulia Semanan Tbk. 3 33 </p> <p>Jln. Daan Mogot Km. 16
Desa Semanan, Jakarta 11850
Phone : (021) 819-0322, 619-0196, 619-0131
Fax : (021) 545-2587, 544-1220, 619-0135
e-mail : -
Website : -
CS : Ivonne C. Dharmadi
SAB : PT Sirca Datapro Perdana
PA : Purwantonono, Sarwoko & Sandjaja</p> |
| <p>366 STTP Siantar TOP Tbk. [S] 5 51 </p> <p>Jln. Tambak Sawah No. 21-23 Waru Sidoarjo 61256
Jawa Timur Indonesia - 61256
Phone : (031) 866-7382
Fax : (031) 866-7380
e-mail : corp_sec@sttpgroup;holding@sttpgroup.com
Website : -
CS : Armin
SAB : PT Datindo Entrycom
PA : Adi Jimmy Arthawan</p> | <p>372 TCID Mandom Indonesia Tbk. [S] 5 54 </p> <p>Jln. Yos Sudarso, Jakarta By Pass
Jakarta - 14001
Phone : (021) 651-0061
Fax : (021) 651-0069
e-mail : secret@tancho.co.id
Website : www.mandom.co.id
CS : K. Junus
SAB : PT Sirca Datapro Perdana
PA : Osman Bing Satrio & Rekan</p> |

LISTED COMPANIES

- | | |
|--------------------------------------------------------------------------------------------------------------------------------------------------------------------------------------------------------------------------------------------------------------------------------------------------------------------------------------------------------------------------------------------------------|------------------------------------------------------------------------------------------------------------------------------------------------------------------------------------------------------------------------------------------------------------------------------------------------------------------------------------------------------------------------------------|
| <p>374 TFCO Tifico Fiber Indonesia Tbk. 4 43 </p> <p>Mid Plaza, 4th Fl. Jln. Jend Sudirman Kav. 10 - 11
Jakarta - 10220
Phone : (021) 539-7563, 539-7585 ext 450
Fax : (021) 5312-0774, 539-7560
e-mail : -
Website : www.tejjin.co.id
CS : Keksi Heny
SAB : PT Blue Chip Mulia
PA : Purwantonono, Sarwoko & Sandjaja</p> | <p>379 TKIM Pabrik Kertas Tjiwi Kimia Tbk. 3 38 </p> <p>BII Plaza Tower II, 9th Fl.,
Jln. MH. Thamrin No..51, Jakarta 10350
Phone : (021) 392-9266
Fax : (021) 392-7685
e-mail : -
Website : www.tjiwi.co.id
CS : Agustian R. Partawijaya
SAB : PT Sinartama Gunita
PA : Handoko Tomo & Rekan</p> |
| <p>374 TGKA Tigaraksa Satria Tbk. 9 91 </p> <p>TIRA Building, Jln. H.R. Rasuna Said Kav. B-3
Jakarta Selatan - 12920
Phone : (021) 525-4208, 520-9333
Fax : (021) 5793-3765
e-mail : tira@dnet.net.id
Website : www.tigaraksa.co.id
CS : Troy Parwata
SAB : PT EDI Indonesia
PA : Purwantonono, Sarwoko & Sandjaja</p> | <p>380 TLKM Telekomunikasi Indonesia (Persero) Tbk. [S] 7 73 </p> <p>Jln. Japati No. 1
Bandung - 40133
Phone : (022) 452-1108, 452-7252
Fax : (022) 720-3247
e-mail : agus.murdiyatno@telkom.co.id
Website : www.telkom.co.id
CS : Agus Murdiyatno
SAB : PT Datindo Entrycom
PA : Haryanto Sahari & Rekan</p> |
| <p>375 TINS Timah (Persero) Tbk. [S] 2 23 </p> <p>Jln. Jend. Sudirman No. 51
Pangkal Pinang, Bangka 33121
Phone : (0717) 425-8000
Fax : (0717) 425-8080
e-mail : corsec@pttimah.co.id; abrun@pttimah.co.id
Website : www.timah.com
CS : Abrun Abubakar
SAB : PT EDI Indonesia
PA : Osman Bing Satrio & Rekan</p> | <p>381 TMAS Pelayaran Tempuran Emas Tbk. 7 74 </p> <p>Jln. Tembang 51, Tanjung Priok
Jakarta 14310 - Indonesia
Phone : (021) 430-2388
Fax : (021) 4393-8658, 430-3779
e-mail : temasjkt@temasline.com; corp_sec@temasline.com
Website : www.temasline.com
CS : Ferdy Suwandi
SAB : PT Sirca Datapro Perdana
PA : Anwar & Rekan</p> |
| <p>376 TIRA Tira Austenite Tbk. 9 91 </p> <p>Pulogadung Industrial Estate
Jln. Pulo Ayang Kav. R.1, Jakarta 13930
Phone : (021) 460-2594
Fax : (021) 460-2593
e-mail : nyoman@tiraaustenite.com
Website : www.tiraaustenite.com
CS : I Nyoman Darma
SAB : PT Sinartama Gunita
PA : Jimmy Budhi & Rekan</p> | <p>382 TMPI AGIS Tbk. [S] 9 91 </p> <p>Menara Kebon Sirih 6th Fl. Suite 601-604
Jln. Kebon Sirih No. 17 - 19, Jakarta 10340
Phone : (021) 3983-6699
Fax : (021) 3983-6698
e-mail : corsec@agis.co.id
Website : www.agis.co.id
CS : Poernomo Adjie
SAB : PT BSR Indonesia
PA : Jamaludin, Aria, Sukimto & Rekan</p> |
| <p>377 TIRT Tirta Mahakam Resources Tbk. 3 37 </p> <p>Gapura Prima Office Tower (The Bellezza) 20th Floor.
Jln. Let.Jend. Soepeno No. 34. Jakarta Selatan 12210
Phone : (021) 2567-5717
Fax : (021) 2567-5714, 2566-5715, 2567-5716
e-mail : -
Website : -
CS : Boy Novialdy Daswar
SAB : PT Adimitra Transferindo
PA : Joachim Sulistyono & Rekan</p> | <p>383 TMPO Tempo Inti Media Tbk. [S] 9 95 </p> <p>Tempo Building Jln. Proklamasi No. 72
Jakarta - 10320
Phone : (021) 391-6160
Fax : (021) 392-1947
e-mail : cs_tempo@tempo.co.id
Website : www.tempointeraktif.com
CS : Rustam Fachri Mandayun
SAB : PT Sinartama Gunita
PA : Drs. Bernardi & Rekan</p> |
| <p>378 TKGA Toko Gunung Agung Tbk. 9 93 </p> <p>Jln. Kwitang No. 6
Jakarta - 10420
Phone : (021) 391-1234
Fax : (021) 315-0504 , 391-3772
e-mail : avied@tokogunungagung.com
Website : www.tokogunungagung.com
CS : Antonius Praviedya Poernomo
SAB : PT EDI Indonesia
PA : Mulyamin Sensi Suryanto</p> | <p>384 TOTL Total Bangun Persada Tbk. [S] 6 62 </p> <p>Jln. Letjen. S. Parman Kav. 106
Jakarta 11440
Phone : (021) 566-6999
Fax : (021) 566-3069
e-mail : totalbp@totalbp.com
Website : www.totalbp.com
CS : Elvina Apandi Hermansyah
SAB : PT Adimitra Transferindo
PA : RSM Aryanto, Amir Jusuf, Mawar & Saptoto</p> |

LISTED COMPANIES

- | | |
|-----------------------------------------------------------------------------------------------------------------------------------------------------------------------------------------------------------------------------------------------------------------------------------------------------------------------------------------------------------------------------------------------------------------------------------------------------------------------------|-------------------------------------------------------------------------------------------------------------------------------------------------------------------------------------------------------------------------------------------------------------------------------------------------------------------------------------------------------------------------------------------------------------------------------|
| <p>385 TOTO Surya Toto Indonesia Tbk. 3 32 </p> <p>Jln. Tomang Raya No. 18
Jakarta - 11430
Phone : (021) 566-3532, 568-1318
Fax : (021) 568-2282, 560-1296
e-mail : hrd@toto.co.id
Website : www.toto.co.id
CS : Juliawan Sari
SAB : PT BSR Indonesia
PA : Purwanton, Sarwoko & Sandjaja</p> | <p>391 TRIO Trikonsel Oke Tbk. 9 93 </p> <p>Jln. Abdul Muis No. 24 - 26
Jakarta 10160
Phone : (021) 344-0220
Fax : (021) 344-0141
e-mail : -
Website : www.oke.com
CS : Juliana Samudro
SAB : PT Sirca Datapro Perdana
PA : Purwanton, Sarwoko & Sandjaja</p> |
| <p>386 TOWR Sarana Menara Nusantara Tbk. 7 75 </p> <p>Jln. Jend. A. Yani No. 19A
Kudus
Phone : (0291) 431-691
Fax : (0291) 431-718
e-mail : -
Website : -
CS : Arif Pradana
SAB : PT Blue Chip Mulia
PA : Purwanton, Sarwoko & Sandjaja</p> | <p>392 TRST Trias Sentosa Tbk. [S] 3 35 </p> <p>Menara Ravindo 15th Fl.
Jln. Kebon Sirih Kav. 75 , Jakarta 10340
Phone : (021) 390-2551
Fax : (021) 390-2552
e-mail : kurian@trst.co.id; wiriyanto@trst.co.id
Website : -
CS : Wiriyanto
SAB : PT Sirca Datapro Perdana
PA : Purwanton, Sarwoko & Sandjaja</p> |
| <p>387 TPIA Tri Polyta Indonesia Tbk. [S] 3 34 </p> <p>Wisma Barito Pacific Tower A, 6th & 9th Fl.
Jln. Let. Jend. S. Parman Kav 62-63, Jakarta 11410
Phone : (021) 536-60600
Fax : (021) 536-60606, 536-95978
e-mail : suryandi@tripolyta.com
Website : -
CS : Suryandi
SAB : PT Raya Saham Registra
PA : Osman Bing Satrio & Rekan</p> | <p>393 TRUB Truba Alam Manunggal Engineering Tbk. [S] 7 75 </p> <p>Wisma BRI II, 30th - 31st Fl.
Jln. Jend. Sudirman Kav. 44 - 46, Jakarta 10210
Phone : (021) 5793-2255
Fax : (021) 5793-2326
e-mail : gamala.katoppo@truba-manunggal.com
Website : www.truba-manunggal.com
CS : Gamala Virasa Katoppo
SAB : PT Ficomindo Buana Registrar
PA : Tanubrata Sutanto & Rekan</p> |
| <p>388 TRAM Trada Maritime Tbk. 7 74 </p> <p>Trada Building
Jln. Kyai Maja No. 4 Kebayoran Baru, Jakarta 12120
Phone : (021) 7278-6852
Fax : (021) 7278-6853
e-mail : info@trada.co.id; nicky.ticoalu@trada.co.id
Website : www.trada.co.id/
CS : Joel Steve Oceanic Ticoalu
SAB : PT Adimitra Transferindo
PA : Mulyamin Sensi Suryanto</p> | <p>394 TRUS Trust Finance Indonesia Tbk. 8 82 </p> <p>Artha Graha Building 21st Fl.
Jln. Jend. Sudirman Kav. 52 - 53 Jakarta - 12190
Phone : (021) 515-5477
Fax : (021) 515-5484
e-mail : -
Website : -
CS : Djoni Sujanto
SAB : PT Datindo Entrycom
PA : Adi Jimmy Arthawan</p> |
| <p>389 TRIL Triwira Insanlestari Tbk. [S] 9 91 </p> <p>Jln. Pangeran Jayakarta No. 93 BC
Jakarta Pusat
Phone : (021) 639-9195, 624-3443
Fax : (021) 601-8922, 601-8924
e-mail : amarilis_genv@yahoo.com
Website : www.triwira-insanlestari.com
CS : Intan Febriyani Purnamasari
SAB : PT Adimitra Transferindo
PA : Budiman, Wawan, Pamudji & Rekan</p> | <p>395 TSPC Tempo Scan Pacific Tbk. [S] 5 53 </p> <p>Bina Mulia Building II, 5th Fl.
Jln. H.R. Rasuna Said Kav. 11, Jakarta 12950
Phone : (021) 520-1858
Fax : (021) 520-1857, 520-7678
e-mail : investorrelation@thetempogroup.com
Website : www.pttempo.com
CS : Dewi Murni Sukahar
SAB : PT Blue Chip Mulia
PA : Tanubrata Sutanto & Rekan</p> |
| <p>390 TRIM Trimegah Securities Tbk. 8 83 </p> <p>Artha Graha Building 18th, 19th & 30th Fl.
Jln. Jend. Sudirman Kav. 52 - 53, Jakarta 12190
Phone : (021) 515-2233, 515-2727
Fax : (021) 515-2320, 515-4922
e-mail : corporate.secretary@trimegah.com; investor.relations@trimegah.com
Website : www.trimegah.com
CS : Karman Pamurahardjo
SAB : PT Sinartama Gunita
PA : RSM Aryanto, Amir Jusuf, Mawar & Saptoto</p> | <p>396 TURI Tunas Ridean Tbk. 9 91 </p> <p>Tunas Toyota Building 3rd Fl.
Jln. Raya Pasar Minggu No. 7, Jakarta 12740
Phone : (021) 794-4788
Fax : (021) 799-5621
e-mail : info@tunasgroup.com
Website : www.tunasgroup.com
CS : Miranti Hadisusilo
SAB : PT Datindo Entrycom
PA : Haryanto Sahari & Rekan</p> |

LISTED COMPANIES

- | | |
|-----------------------------------------------------------------------------------------------------------------------------------------------------------------------------------------------------------------------------------------------------------------------------------------------------------------------------------------------------------------------------------------------------------------|----------------------------------------------------------------------------------------------------------------------------------------------------------------------------------------------------------------------------------------------------------------------------------------------------------------------------------------------------------------------------------------------|
| <p>397 ULTJ Ultra Jaya Milk Tbk. [S] 5 51 </p> <p>Jln. Raya Cimareme No. 143 Padalarang
Bandung
Phone : (022) 86700700, 654-610, 654-611, 665-4610
Fax : (022) 654-612
e-mail : eddikur@ultrajaya.co.id; admin@ultrajaya.co.id
Website : www.ultrajaya.co.id
CS : Eddi Kurniadi
SAB : PT Sirca Datapro Perdana
PA : Koesbandijah, Beddy Samsi & Setiasih</p> | <p>403 UNVR Unilever Indonesia Tbk. [S] 5 54 </p> <p>Graha Unilever Jln. Jend. Gatot Subroto Kav. 15
Jakarta - 12930
Phone : (021) 526-2112
Fax : (021) 526-2044
e-mail : unvr.indonesia@unilever.com
Website : www.unilever.com; www.unilever.co.id
CS : Sancoyo Antarikso
SAB : PT Sharestar Indonesia
PA : Haryanto Sahari & Rekan</p> |
| <p>398 UNIC Unggul Indah Cahaya Tbk. [S] 3 34 </p> <p>Wisma UIC 2nd Fl., Jln. Gatot Subroto Kav. 6 - 7
Jakarta - 12930
Phone : (021) 579-05100
Fax : (021) 579-05111
e-mail : corp_sect@uic.co.id
Website : www.uic.co.id
CS : Lily Setiadi
SAB : PT Raya Saham Registra
PA : Purwantonono, Sarwoko & Sandjaja</p> | <p>404 VOKS Voksel Electric Tbk. [S] 4 45 </p> <p>Menara Karya 3th Fl. Unit D
Jln. HR. Rasuna Said Blok X-5, Kav. 1-2, Jakarta 12950
Phone : (021) 5794-4622
Fax : (021) 5794-4649
e-mail : ve@voksel.co.id
Website : www.voksel.co.id
CS : Lianawati W.
SAB : PT EDI Indonesia
PA : Hendrawinata Gani & Hidayat</p> |
| <p>399 UNIT Nusantara Inti Corpora Tbk. [S] 4 43 </p> <p>Mayapada Tower 10th Fl.
Jln. Jend. Sudirman Kav. 28, Jakarta 12920
Phone : (021) 521-2075
Fax : (021) 521-3410
e-mail : -
Website : -
CS : Prianto Paseru
SAB : PT Ficomindo Buana Registrar
PA : Sugijadi, Kurdi & Riyono</p> | <p>405 VRNA Verena Oto Finance Tbk. 8 82 </p> <p>Bank Panin Building, 3rd Fl
Jln. Pecenongan Raya No.84, Jakarta 10120
Phone : (021) 350-4890
Fax : (021) 350-4891
e-mail : investor@verena.co.id
Website : www.verena.co.id
CS : Andi Harjono
SAB : PT Blue Chip Mulia
PA : Osman Bing Satrio & Rekan</p> |
| <p>400 UNSP Bakrie Sumatera Plantations Tbk. [S] 1 12 </p> <p>Wisma Bakrie 2, 1st Fl., Jln. HR. Rasuna Said Kav. B-2
Jakarta - 12920
Phone : (021) 252-1286 (- 88)
Fax : (021) 252-1252
e-mail : investor@bakriesumatera.com; fitrib@bakriesumatera.com
Website : www.bakriesumatera.com
CS : Fitri Barnas
SAB : PT EDI Indonesia
PA : Handoko Tomo & Rekan</p> | <p>406 WAPO Wahana Phonix Mandiri Tbk. 9 91 </p> <p>Jln. Panggung No. 43, Nyamplungan,
Pabean Cantikan, Surabaya
Phone : (031) 353-3778, 352-9344, 353-1394
Fax : (031) 353-1438, 352-9344
e-mail : phonix@indo.net.id
Website : -
CS : Iwan Setiawan
SAB : PT Sinartama Gunita
PA : Doli, Bambang, Sudarmadji & Dadang</p> |
| <p>401 UNTR United Tractors Tbk. 9 91 </p> <p>Jln. Raya Bekasi Km. 22, Cakung
Jakarta - 13910
Phone : (021) 460-5949, 460-5959, 460-5979
Fax : (021) 460-0657, 460-0677
e-mail : ir@unitedtractors.com
Website : www.unitedtractors.com
CS : Sara K. Loebis
SAB : PT Raya Saham Registra
PA : Haryanto Sahari & Rekan</p> | <p>407 WEHA Panorama Transportasi Tbk. 7 74 </p> <p>Graha White Horse
Jln. Tanjung Selor No. 17, Jakarta Pusat 10150
Phone : (021) 6386-5555
Fax : (021) 630-8169
e-mail : general@whitehorse.co.id; sudjasmin@whitehorse.co.id
Website : www.whitehorse.co.id
CS : Sudjasmin Djambiar
SAB : PT Blue Chip Mulia
PA : Mulyamin Sensi Suryanto</p> |
| <p>402 UNTX Unitex Tbk. 4 43 </p> <p>Jln. Raya Tajur No. 1
Sindangrasa Bogor Timur, Bogor 16145
Phone : (0251) 831-1309 (Hunting)
Fax : (0251) 831-1742
e-mail : marketing@unitex.co.id
Website : -
CS : Sugi Hadi Prawiro
SAB : PT EDI Indonesia
PA : Purwantonono, Sarwoko & Sandjaja</p> | <p>408 WICO Wicaksana Overseas Int I Tbk. 9 91 </p> <p>Jln. Ancol Barat VII Blok A 5D No. 2
Jakarta - 14430
Phone : (021) 690-9244, 692-7293
Fax : (021) 693-7766, 693-7768
e-mail : -
Website : www.wicaksana.co.id
CS : Elys Karis
SAB : PT Datindo Entrycom
PA : Purwantonono, Sarwoko & Sandjaja</p> |

LISTED CORPORATE BONDS AS OF MAY 2009

No.	Series	Name of Issuer and Bond	CODE	Listing Date	Maturity Date	Period	Rating	Coupon Structure	Outstanding Value (Mill. Rp)	Trustee	Total Trading 2009	
											Volume (Rp)	Freq. (X)
1. PT ADHI KARYA (PERSERO) Tbk												
1.		Obligasi IV Adhi Tahun 2007	ADHI04	09-Jul-07	06-Jul-12	5 Years	idA- stable	Fixed 11.00%	375,000	PT Bank Mega Tbk.	78,700,000,000	41
2.		Sukuk Mudharabah I Adhi Tahun 2007	SMKADHI01	09-Jul-07	06-Jul-12	5 Years	idA-(sy) stable	Nisbah of Revenue Sharing: 76.39%	125,000	PT Bank Mega Tbk.	14,700,000,000	19
2. PT ADIRA DINAMIKA MULTIFINANCE Tbk												
3.		Obligasi Adira Dinamika Multi Finance II Thn 2006 Seri B	ADMF02B	09-Jun-06	08-Jun-10	4 Years	idAA- stable	Fixed 14.500%	90,000	PT Bank Permata Tbk.	22,419,998,500	51
4.		Obligasi Adira Dinamika Multi Finance II Thn 2006 Seri C	ADMF02C	09-Jun-06	08-Jun-11	5 Years	idAA- stable	Fixed 14.600%	90,000	PT Bank Permata Tbk.	19,000,000,000	5
5.		Obligasi Adira Dinamika Multi Finance III Tahun 2009 Seri B	ADMF03B	14-May-09	13-May-11	2 Years	idAA- stable	Fixed 13.55%	51,000	PT Bank Negara Indonesia (Persero) Tbk.	-	-
6.		Obligasi Adira Dinamika Multi Finance III Tahun 2009 Seri C	ADMF03C	14-May-09	13-May-12	3 Years	idAA- stable	Fixed 14.60%	403,000	PT Bank Negara Indonesia (Persero) Tbk.	27,000,000,000	2
3. PT ANEKA GAS INDUSTRI												
7.		Obligasi Aneka Gas Industri I Tahun 2008	AGII01	09-Jul-08	08-Jul-13	5 Years	Fitch : BBB (Idn)	Fixed 14,5%	80,000	PT Bank Mega Tbk.	1,000,000,000	1
8.		Sukuk Ijarah Aneka Gas Industri I Tahun 2008	SIKAGII01	09-Jul-08	08-Jul-13	5 Years	Fitch : BBB (Idn)	Nisbah 14.50%	160,000	PT Bank Mega Tbk.	76,200,000,000	40
4. PT APEXINDO PRATAMA DUTA Tbk												
9.		Obligasi Apexindo Pratama Duta II Tahun 2009 Seri A	APEX02A	22-Jun-09	19-Jun-12	3 Years	idA+(sy)	Fixed 13.9%	300,000	PT Bank Mega Tbk	426,761,071,800	81
10.		Obligasi Apexindo Pratama Duta II Tahun 2009 Seri B	APEX02B	22-Jun-09	19-Jun-14	5 Years	idA+(sy)	Fixed 15%	300,000	PT Bank Mega Tbk	118,750,000,000	41
5. PT ARPENI PRATAMA OCEAN LINE Tbk												
11.		Obligasi APOL II Tahun 2008 Seri A	APOL02A	19-Mar-08	18-Mar-13	5 Years	idCCC	Fixed 12.0%	276,000	PT Bank Rakyat Indonesia (Persero) Tbk.	131,190,000,000	42
12.		Obligasi APOL II Tahun 2008 Seri B	APOL02B	19-Mar-08	18-Mar-15	7 Years	idCCC	Fixed 12.5%	324,000	PT Bank Rakyat Indonesia (Persero) Tbk.	99,250,000,000	2
6. PT ASTRA SEDAYA FINANCE												
13.		Obligasi Astra Sedaya Finance VIII Tahun 2007 Seri E	ASDF08E	29-Jun-07	28-Jun-10	36 Months	idAA- stable	Fixed 10.1%	200,000	PT Bank Rakyat Indonesia (Persero) Tbk.	56,000,000,000	10
14.		Obligasi Astra Sedaya Finance VIII Tahun 2007 Seri F	ASDF08F	29-Jun-07	28-Dec-10	42 Months	idAA- stable	Fixed 10.3%	200,000	PT Bank Rakyat Indonesia (Persero) Tbk.	138,320,000,000	46
15.		Obligasi Astra Sedaya Finance VIII Tahun 2007 Seri G	ASDF08G	29-Jun-07	28-Jun-11	48 Months	idAA- stable	Fixed 10.35%	200,000	PT Bank Rakyat Indonesia (Persero) Tbk.	4,000,000,000	3
16.		Obligasi Astra Sedaya Finance IX Tahun 2008 Seri D	ASDF09D	10-Mar-08	06-Sep-10	30 Months	idAA- stable	Fixed 9.875%	68,000	PT Bank Rakyat Indonesia (Persero) Tbk.	28,897,500,000	16

LISTED CORPORATE BONDS AS OF MAY 2009

No.	Series	Name of Issuer and Bond	CODE	Listing Date	Maturity Date	Period	Rating	Coupon Structure	Outstanding Value (Mill. Rp)	Trustee	Total Trading 2009	
											Volume (Rp)	Freq. (X)
17.		Obligasi Astra Sedaya Finance IX Tahun 2008 Seri E	ASDF09E	10-Mar-08	06-Mar-11	36 Months	idAA-stable	Fixed 10.125%	145,000	PT Bank Rakyat Indonesia (Persero) Tbk.	-	-
18.		Obligasi Astra Sedaya Finance IX Tahun 2008 Seri F	ASDF09F	10-Mar-08	06-Sep-11	42 Months	idAA-stable	Fixed 10.3%	221,000	PT Bank Rakyat Indonesia (Persero) Tbk.	36,000,000,000	3
19.		Obligasi Astra Sedaya Finance X Tahun 2009 Seri B	ASDF10B	03-Apr-09	02-Oct-10	18 Months	idAA-stable	Fixed 13.83%	134,000	PT Bank Rakyat Indonesia (Persero) Tbk.	7,000,000,000	4
20.		Obligasi Astra Sedaya Finance X Tahun 2009 Seri C	ASDF10C	03-Apr-09	02-Apr-11	24 Months	idAA-stable	Fixed 14.56%	50,000	PT Bank Rakyat Indonesia (Persero) Tbk.	10,000,000,000	2
21.		Obligasi Astra Sedaya Finance X Tahun 2009 Seri D	ASDF10D	03-Apr-09	02-Oct-11	30 Months	idAA-stable	Fixed 14.90%	84,000	PT Bank Rakyat Indonesia (Persero) Tbk.	2,000,000,000	2
22.		Obligasi Astra Sedaya Finance X Tahun 2009 Seri E	ASDF10E	03-Apr-09	02-Apr-12	36 Months	idAA-stable	Fixed 14.90%	260,000	PT Bank Rakyat Indonesia (Persero) Tbk.	2,000,000,000	2
23.		Obligasi Astra Sedaya Finance XI Tahun 2010 Seri A	ASDF11A	19-Mar-10	23-Mar-11	370 Days	idAA-stable	Fixed 8.47%	430,000	PT Bank Rakyat Indonesia (Persero) Tbk.	-	-
24.		Obligasi Astra Sedaya Finance XI Tahun 2010 Seri B	ASDF11B	19-Mar-10	18-Mar-12	24 Months	idAA-stable	Fixed 9%	275,000	PT Bank Rakyat Indonesia (Persero) Tbk.	-	-
25.		Obligasi Astra Sedaya Finance XI Tahun 2010 Seri C	ASDF11C	19-Mar-10	18-Sep-12	30 Months	idAA-stable	Fixed 10%	250,000	PT Bank Rakyat Indonesia (Persero) Tbk.	-	-
26.		Obligasi Astra Sedaya Finance XI Tahun 2010 Seri D	ASDF11D	19-Mar-10	18-Mar-13	36 Months	idAA-stable	Fixed 10.4%	106,000	PT Bank Rakyat Indonesia (Persero) Tbk.	-	-
27.		Obligasi Astra Sedaya Finance XI Tahun 2010 Seri E	ASDF11E	19-Mar-10	18-Sep-13	42 Months	idAA-stable	Fixed 10.75%	69,000	PT Bank Rakyat Indonesia (Persero) Tbk.	-	-
28.		Obligasi Astra Sedaya Finance XI Tahun 2010 Seri F	ASDF11F	19-Mar-10	18-Mar-14	48 Months	idAA-stable	Fixed 10.9%	370,000	PT Bank Rakyat Indonesia (Persero) Tbk.	-	-
7. PT BAHTERA ADIMINA SAMUDRA Tbk												
29.		Obligasi Bahtera Adimina Samudra I Tahun 2000	BASS01XXBFTW	12-Jun-00	05-Jun-10	5 Years	N.A	Year 1: 15%; Year 2-5: 16%	75,000	PT Bank Mandiri (Persero) Tbk.	15,000,000,000	4
8. PT BAKRIE TELECOM Tbk												
30.		Obligasi Bakrie Telecom I Tahun 2007	BTEL01	05-Sep-07	04-Sep-12	5 Years	idA- stable	Fixed 11.90%	650,000	PT Bank CIMB Niaga Tbk.	227,350,000,000	50
9. PT BAKRIELAND DEVELOPMENT Tbk												
31.		Obligasi I Bakrieland Development Tahun 2008 Seri A	ELTY01A	12-Mar-08	11-Mar-11	3 Years	idBBB+	Fixed 11.9%	220,000	PT Bank Permata Tbk	102,724,508,348	96
32.		Obligasi I Bakrieland Development Tahun 2008 Seri B	ELTY01B	12-Mar-08	11-Mar-13	5 Years	idBBB+	Fixed 12.85%	280,000	PT Bank Permata Tbk	145,458,000,000	70
33.		Sukuk Ijarah I Bakrieland Development Tahun 2009 Seri A	SIKELTY01A	09-Jul-09	07-Jul-11	2 Years	idBBB+ (sy)	Ijarah Fee : Rp154.8 million per Rp1 billion	60,000	PT Bank Mega Tbk	246,000,000,000	6

LISTED CORPORATE BONDS AS OF MAY 2009

No.	Series	Name of Issuer and Bond	CODE	Listing Date	Maturity Date	Period	Rating	Coupon Structure	Outstanding Value (Mill. Rp)	Trustee	Total Trading 2009	
											Volume (Rp)	Freq. (X)
34.		Sukuk Ijarah I Bakrieland Development Tahun 2009 Seri B	SIKELTY01B	09-Jul-09	07-Jul-12	3 Years	idBBB+(sy)	Ijarah Fee : Rp160 million per Rp1 billion	90,000	PT Bank Mega Tbk	120,000,000,000	11
10. PT BANK DANAMON INDONESIA Tbk												
35.		Obligasi I Bank Danamon Tahun 2007 Seri B	BDMN01B	20-Apr-07	19-Apr-12	5 Years	idAA+	Fixed 10.60%	1,250,000	PT Bank Mega Tbk.	757,190,800,800	208
11. PT BANK DKI (BPD DKI)												
36.		Obligasi V Bank DKI Tahun 2008	BDKI05A	05-Mar-08	04-Mar-13	5 Years	idA stable	Fixed 11.25%	425,000	PT Bank Mega Tbk.	120,300,000,000	25
37.		Obligasi Subordinasi I Bank DKI Tahun 2008	BDKI05B	05-Mar-08	04-Mar-18	10 Years	idA- stable	Year 1-5: Fixed 12.25% Year 6-10: 22.25%	325,000	PT Bank Mega Tbk.	159,000,000,000	30
12. INDONESIA EXIMBANK												
38.		Obligasi Bank Ekspor Indonesia II Tahun 2005 Seri B	BEXI02B	20-Jun-05	17-Jun-10	5 Years	idAAA	Fixed 12.500%	200,000	PT Bank Mega Tbk.	162,900,000,000	35
39.		Obligasi Bank Ekspor Indonesia III Tahun 2006 Seri B	BEXI03B	29-Sep-06	28-Sep-10	4 Years	idAAA	Fixed 12.700%	200,000	PT Bank Permata Tbk	175,980,000,000	50
40.		Obligasi Bank Ekspor Indonesia III Tahun 2006 Seri C	BEXI03C	29-Sep-06	28-Sep-11	5 Years	idAAA	Fixed 12.800%	150,000	PT Bank Permata Tbk	18,000,000,000	7
41.		Obligasi Bank Ekspor Indonesia IV Tahun 2009 Seri A	BEXI04A	19-Jun-09	28-Jun-10	370 Days	idAAA	Fixed 10%	309,000	PT Bank Mega Tbk	371,100,000,000	31
42.		Obligasi Bank Ekspor Indonesia IV Tahun 2009 Seri B	BEXI04B	19-Jun-09	18-Jun-12	3 Years	idAAA	Fixed 11.625%	157,000	PT Bank Mega Tbk	59,000,000,000	14
43.		Obligasi Bank Ekspor Indonesia IV Tahun 2009 Seri C	BEXI04C	19-Jun-09	18-Jun-14	5 Years	idAAA	Fixed 12%	607,000	PT Bank Mega Tbk	93,000,000,000	18
44.		Obligasi Bank Ekspor Indonesia IV Tahun 2009 Seri D	BEXI04D	19-Jun-09	18-Jun-16	7 Years	idAAA	Fixed 12.75%	1,427,000	PT Bank Mega Tbk	74,000,000,000	22
13. PT BANK JABAR BANTEN (BPD JABAR)												
45.		Obligasi V Bank Jabar Tahun 2006	BJBR05	11-Dec-06	08-Dec-11	5 Years	idA+ stable	Fixed 11.25%	1,000,000	PT Bank Negara Indonesia (Persero) Tbk.	212,900,000,000	45
46.		Obligasi VI Bank Jabar Banten Tahun 2009 Seri A	BJBR06A	13-Jul-09	10-Jul-12	3 Years	idA+	Fixed 12%	350,000	PT Bank Mega Tbk	111,000,000,000	24
47.		Obligasi VI Bank Jabar Banten Tahun 2009 Seri B	BJBR06B	13-Jul-09	10-Jul-14	5 Years	idA+	Fixed 12.5%	400,000	PT Bank Mega Tbk	77,000,000,000	6
14. PT BANK LAMPUNG (BPD LAMPUNG)												
48.		Obligasi I Bank Lampung Tahun 2005 Seri B	BLAM01B	14-Jul-05	13-Jul-10	5 Years	idBBB+ stable	Fixed 12.9%	59,000	PT Bank Mandiri (Persero) Tbk.	5,000,000,000	1
49.		Obligasi II Bank Lampung Tahun 2007	BLAM02	12-Nov-07	09-Nov-12	5 Years	idBBB+ stable	Fixed 11.85%	300,000	PT Bank Mandiri (Persero) Tbk.	182,600,000,000	30
15. PT BANK MANDIRI (PERSERO) Tbk												
50.		Obligasi Subordinasi Rupiah Bank Mandiri I Tahun 2009	BMRI01	14-Dec-09	11-Dec-12	7 Years	idAA+	Fixed 11.85%	3,500,000	PT Bank Permata Tbk	153,800,000,000	20
16. PT BANK MAYAPADA INTERNASIONAL Tbk												
51.		Obligasi Bank Mayapada II Tahun 2007 Seri B	MAYA02B	30-May-07	29-May-12	5 Years	Fitch : A-(idn)	Fixed 12%	300,000	PT Bank Mega Tbk.	26,780,000,000	20
52.		Obligasi Subordinasi Bank Mayapada II Tahun 2007	MAYA02C	30-May-07	29-May-17	10 Years	Fitch : BBB+ (idn)	Year 1-5: 12.5%; Year 5-6: 21.5%	150,000	PT Bank Mega Tbk.	52,000,000,000	2
17. PT BANK MEGA Tbk												
53.		Obligasi subordinasi Bank Mega Tahun 2007	MEGA01	16-Jan-08	15-Jan-18	10 Years	Fitch : A(idn)	Year 1-5: 11.5%; Year 6-10: 21.5%	1,000,000	PT Bank Rakyat Indonesia (Persero) Tbk.	786,080,000,000	95

LISTED CORPORATE BONDS AS OF MAY 2009

No.	Series	Name of Issuer and Bond	CODE	Listing Date	Maturity Date	Period	Rating	Coupon Structure	Outstanding Value (Mill. Rp)	Trustee	Total Trading 2009	
											Volume (Rp)	Freq. (X)
18. PT BANK NEGARA INDONESIA (PERSERO) Tbk												
54.		Obligasi I Bank BNI Tahun 2003	BBNI01XXBFTW	14-Jul-03	10-Jul-11	8 Years	idAA-stable	Fixed 13.125 %	1,000,000	PT Bank Mandiri (Persero) Tbk.	399,930,000,000	119
19. PT BANK OCBC NISP Tbk												
55.		Obligasi Subordinasi II Bank NISP Tahun 2008	NISP02	12-Mar-08	11-Mar-18	10 Years	idA+ stable	Year 1-5 : Fixed 11.1% Year 6-10 : Fixed 19.1%	600,000	PT Bank Mega Tbk.	227,780,000,000	58
20. PT BANK PAN INDONESIA Tbk												
56.		Obligasi Bank Panin II Tahun 2007 Seri A	PNBN02A	20-Jun-07	19-Jun-10	3 Years	idAA-stable	Fixed 9.75%	50,000	PT Bank Mandiri (Persero) Tbk.	59,700,000,000	19
57.		Obligasi Bank Panin II Tahun 2007 Seri B	PNBN02B	20-Jun-07	19-Jun-12	5 Years	idAA-stable	Fixed 10.75%	1,400,000	PT Bank Mandiri (Persero) Tbk.	1,610,500,000,000	148
58.		Obligasi Bank Panin II Tahun 2007 Seri C	PNBN02C	20-Jun-07	19-Jun-14	7 Years	idAA-stable	Fixed 11.00%	200,000	PT Bank Mandiri (Persero) Tbk.	425,300,000,000	35
59.		Obligasi Subordinasi Bank Panin II Tahun 2008	PNBN03	10-Apr-08	09-Apr-18	5 Years	idA+ stable	Fixed 11.6%	1,500,000	PT Bank Mandiri (Persero) Tbk.	1,737,850,000,000	63
60.		Obligasi Bank Panin III Tahun 2009	PNBN04	07-Oct-09	06-Oct-14	5 Years	idAA-stable	Fixed 11.5%	800,000	PT Bank Mandiri (Persero) Tbk.	715,960,000,000	19
21. PT BANK PERMATA Tbk												
61.		Obligasi Subordinasi I Permata Bank Tahun 2006	BNLI01	15-Dec-06	14-Dec-16	10 Years	idA stable	Year 1-5: 12.25%, Year 6-10: 22.25%	500,000	PT Bank CIMB Niaga Tbk	508,960,000,000	81
22. PT BANK RAKYAT INDONESIA (PERSERO) Tbk												
62.		Obligasi Subordinasi II Bank BRI Tahun 2009	BBRI02	23-Dec-09	22-Dec-14	5 Years	Fitch : AA+ (idn)	Fixed 10.95%	2,000,000	PT Bank Mandiri (Persero) Tbk.	22,000,000,000	3
23. PT BANK SULUT (BPD SULAWESI UTARA)												
63.		Obligasi Bank Sulut IV Tahun 2010	BSLT04	12-Apr-10	09-Apr-15	5 Years	idA-	Fixed 12.00%	390,000	PT Bank Mega Tbk	-	-
64.		Obligasi Subordinasi Bank Sulut I Tahun 2010	BSLT01SB	12-Apr-10	09-Apr-15	5 Years	idBBB+	Fixed 12.20%	10,000	PT Bank Mega Tbk	-	-
24. PT BANK SYARIAH MUAMALAT INDONESIA Tbk												
65.		Sukuk Subordinasi Mudharabah Bank Muamalat Tahun 2008	SMKBBMI01	11-Jul-08	10-Jul-18	10 Years	Fitch : A-(idn)	Year 1-5 : 17,17 % Year 6-10 : 28,73%	314,000	PT Bank Negara Indonesia (Persero) Tbk.	47,800,000,000	34
25. PT BANK TABUNGAN NEGARA (PERSERO)												
66.		Obligasi XI Bank BTN Tahun 2005	BBTN11	07-Jul-05	06-Jul-10	5 Years	idAA- SO	Fixed 12%	750,000	PT Bank CIMB Niaga Tbk.	287,000,000,000	56
67.		Obligasi XII Bank BTN Tahun 2006	BBTN12	20-Sep-06	19-Sep-16	5 Years	idAA- SO	Fixed 12.75%	1,000,000	PT Bank Mega Tbk.	125,740,000,000	36
68.		Obligasi XIII Bank BTN Tahun 2009 Sei A	BBTN13A	01-Jun-09	29-May-12	3 Years	idAA- SO	Fixed 11.75%	300,000	PT Bank Mega Tbk.	-	-

LISTED CORPORATE BONDS AS OF MAY 2009

No.	Series	Name of Issuer and Bond	CODE	Listing Date	Maturity Date	Period	Rating	Coupon Structure	Outstanding Value (Mill. Rp)	Trustee	Total Trading 2009	
											Volume (Rp)	Freq. (X)
69.		Obligasi XIII Bank BTN Tahun 2009 Sei B	BBTN13B	01-Jun-09	29-May-13	4 Years	idAA- SO	Fixed 12.00%	300,000	PT Bank Mega Tbk.	5,000,000,000	5
70.		Obligasi XIII Bank BTN Tahun 2009 Sei C	BBTN13C	01-Jun-09	29-May-14	5 Years	idAA- SO	Fixed 12.25%	900,000	PT Bank Mega Tbk.	64,000,000,000	9
26. PT BANK TABUNGAN Pensiunan Nasional Tbk												
71.		Obligasi Bank BTPN I Tahun 2009 Seri A	BTPN01A	08-Oct-09	07-Oct-12	3 Years	Fitch : AA-(idn)	Fixed 11.25%	350,000	PT Bank Permata Tbk.	40,000,000,000	12
72.		Obligasi Bank BTPN I Tahun 2009 Seri B	BTPN01B	08-Oct-09	07-Oct-14	5 Years	Fitch : AA-(idn) SO	Fixed 12%	400,000	PT Bank Permata Tbk.	26,850,000,000	20
73.		Obligasi Bank BTPN II Tahun 2010 Seri A	BTPN02A	19-May-10	18-May-13	3 Years	Fitch : AA-(idn) SO	Fixed 9.9%	715,000	PT Bank Permata Tbk.	-	-
74.		Obligasi Bank BTPN II Tahun 2010 Seri B	BTPN02B	19-May-10	18-May-15	5 Years	Fitch : AA-(idn) SO	Fixed 10.6%	585,000	PT Bank Permata Tbk.	-	-
27. PT BANK VICTORIA INTERNATIONAL TBK.												
75.		Obligasi II Bank Victoria Tahun 2007	BVIC02A	22-Mar-07	21-Mar-12	5 Years	Fitch : BBB+ (idn)	Fixed 12.00%	200,000	PT Bank Mega Tbk.	249,779,999,400	90
76.		Obligasi Subordinasi I Bank Victoria Tahun 2007	BVIC02B	22-Mar-07	21-Mar-17	10 Years	Fitch : BBB (idn)	Year 1-5: 12.50%; Year 6-10: 21.50%	200,000	PT Bank Mega Tbk.	277,000,000,000	15
28. PT BCA FINANCE												
77.		Obligasi BCA Finance II Tahun 2007 Seri C	BCAF02C	28-Feb-07	27-Aug-10	42 Months	idAA-stable	Fixed 11.00%	125,000	PT Bank Mega Tbk.	327,500,000,000	47
78.		Obligasi BCA Finance II Tahun 2007 Seri D	BCAF02D	28-Feb-07	27-Feb-11	48 Months	idAA-stable	Fixed 11.375%	125,000	PT Bank Mega Tbk.	145,000,000,000	38
79.		Obligasi BCA Finance III Tahun 2010 Seri A	BCAF03A	24-Mar-10	23-Jun-11	15 Months	idAA-	Fixed 8.65%	211,500	PT Bank Mega Tbk.	-	-
80.		Obligasi BCA Finance III Tahun 2010 Seri B	BCAF03B	24-Mar-10	23-Mar-12	24 Months	idAA-	Fixed 9.05%	88,500	PT Bank Mega Tbk.	-	-
81.		Obligasi BCA Finance III Tahun 2010 Seri C	BCAF03C	24-Mar-10	23-Mar-13	36 Months	idAA-	Fixed 10.45%	100,000	PT Bank Mega Tbk.	-	-
82.		Obligasi BCA Finance III Tahun 2010 Seri D	BCAF03D	24-Mar-10	23-Mar-14	48 Months	idAA-	Fixed 10.95%	100,000	PT Bank Mega Tbk.	-	-
83.		Obligasi Subordinasi BCA Finance I Tahun 2010	BCAF01SB	24-Mar-10	23-Mar-15	60 Months	idA+	Fixed 11.2%	100,000	PT Bank Mega Tbk.	-	-
29. PT BENTOEL INTERNATIONAL INVESTAMA TBK.												
84.		Obligasi Bentoel I Tahun 2007	RMBA01	28-Nov-07	27-Nov-12	5 Years	idAAA stable	Fixed 10,50%	1,350,000	PT Bank CIMB Niaga Tbk.	939,349,000,000	163
30. PT BERLIAN LAJU TANKER Tbk												
85.		Obligasi Berlian Laju Tanker III Tahun 2007	BLTA03	06-Jul-07	05-Jul-12	5 Years	idA Stable	Fixed 10.35%	700,000	PT Bank CIMB Niaga Tbk	252,799,999,400	120
86.		Sukuk Ijarah Berlian Laju Tanker Tahun 2007	SIKBLTA01	06-Jul-07	05-Jul-12	5 Years	idA (sy) Stable	Ijarah Fee Rp20.6 billion pa	200,000	PT Bank CIMB Niaga Tbk	12,000,000,000	20
87.		Obligasi Berlian Laju Tanker IV Tahun 2009 Seri B	BLTA04B	29-May-09	28-May-12	3 Years	idA stable	Fixed 15.50%	150,000	PT Bank CIMB Niaga Tbk	251,100,000,000	77

LISTED CORPORATE BONDS AS OF MAY 2009

No.	Series	Name of Issuer and Bond	CODE	Listing Date	Maturity Date	Period	Rating	Coupon Structure	Outstanding Value (Mill. Rp)	Trustee	Total Trading 2009	
											Volume (Rp)	Freq. (X)
88.		Obligasi Berlian Laju Tanker IV Tahun 2009 Seri C	BLTA04C	29-May-09	28-May-14	5 Years	idA stable	Fixed 16.25%	190,000	PT Bank CIMB Niaga Tbk	225,000,000,000	57
89.		Sukuk Ijarah Berlian Laju Tanker II Tahun 2009 Seri A	SIKBLTA02A	29-May-09	28-May-12	3 Years	idA (sy) Stable	Ijarah Fee Rp150 million per Rp1 billion	45,000	PT Bank CIMB Niaga Tbk	24,000,000,000	9
90.		Sukuk Ijarah Berlian Laju Tanker II Tahun 2009 Seri B	SIKBLTA02B	29-May-09	28-May-14	5 Years	idA (sy) Stable	Ijarah Fee Rp162 million per Rp1 billion	55,000	PT Bank CIMB Niaga Tbk	59,000,000,000	23
31. PT BFI FINANCE INDONESIA Tbk												
91.		Obligasi BFI Finance Indonesia II Tahun 2009 Seri A	BFIN03A	18-Jan-10	20-Jan-11	370 Days	idA- stable	Fixed 12.00%	65,000	PT Bank Mega Tbk	-	-
92.		Obligasi BFI Finance Indonesia II Tahun 2009 Seri B	BFIN03B	18-Jan-10	15-Jul-11	18 Month	idA- stable	Fixed 12.75%	30,000	PT Bank Mega Tbk	-	-
93.		Obligasi BFI Finance Indonesia II Tahun 2009 Seri C	BFIN03C	18-Jan-10	15-Jan-12	24 Month	idA- stable	Fixed 13.25%	65,000	PT Bank Mega Tbk	-	-
32. PT BHAKTI FINANCE												
94.		Obligasi Bhakti Finance II Tahun 2007	BFNC02	04-Dec-07	03-Dec-10	3 Years	Fitch :	Fixed 12.75%	150,000	PT Bank Mega Tbk.	5,000,000,000	1
33. PT BHAKTI SECURITIES												
95.		Obligasi Bhakti Securities I Tahun 2008	BSEC01	30-May-08	30-May-11	3 Years	idBBB	Fixed 14%	150,000	PT Bank Mega Tbk.	197,135,700,000	13
34. PT BNI SECURITIES												
96.		Obligasi BNI Securities I Tahun 2007	BNIS01	11-May-07	10-May-12	5 Years	idBBB	Fixed 12.00%	300,000	PT Bank Mega Tbk.	28,000,000,000	9
35. PT BUMI SERPONG DAMAI Tbk												
97.		Obligasi Bumi Serpong Damai II Tahun 2006	BSDE02	30-Oct-06	20-Oct-11	5 Years	idBBB+ stable	Fixed 15.00%	600,000	PT Bank CIMB Niaga Tbk.	453,454,998,400	169
36. PT CILIANDRA PERKASA												
98.		Obligasi Ciliandra Perkasa II Tahun 2007	CLPK02	28-Nov-07	27-Nov-12	5 Years	idA stable	Fixed 11.50%	500,000	PT Bank CIMB Niaga Tbk.	503,770,000,000	118
37. PT CITRA MARGA NUSAPHALA PERSADA Tbk												
99.		Obligasi Citra Marga Nusaphala Persada III Tahun 2005 Seri C	CMNP03C	09-Jun-05	08-Jun-10	5 Years	idBBB+ CWN	Fixed 13.00%	100,000	PT Bank Negara Indonesia (Persero) Tbk.	28,000,000,000	12
38. PT DANAREKSA (PERSERO)												
100.		Obligasi II Danareksa Tahun 2007	DNRK02	26-Sep-07	25-Sep-12	5 Years	idA- Creditwatch with (-) Implications	Fixed 10.875%	500,000	PT Bank Mega Tbk.	74,000,000,000	29
101.		Obligasi III Danareksa Tahun 2008 Seri A	DNRK03A	23-Jun-08	20-Jun-10	2 Years	idA- Creditwatch with (-) Implications	Fixed 12.50%	120,000	PT Bank Mega Tbk	62,570,000,000	22

LISTED CORPORATE BONDS AS OF MAY 2009

No.	Series	Name of Issuer and Bond	CODE	Listing Date	Maturity Date	Period	Rating	Coupon Structure	Outstanding Value (Mill. Rp)	Trustee	Total Trading 2009	
											Volume (Rp)	Freq. (X)
102.		Obligasi III Danareksa Tahun 2008 Seri B	DNRK03B	23-Jun-08	20-Jun-11	3 Years	idA-Creditwatch with (-) Implications	Fixed 13.00%	130,000	PT Bank Mega Tbk	42,000,000,000	6
103.		Obligasi III Danareksa Tahun 2008 Seri C	DNRK03C	23-Jun-08	20-Jun-13	5 Years	idA-Creditwatch with (-) Implications	Fixed 13.50%	250,000	PT Bank Mega Tbk	10,000,000,000	2
104.		Obligasi IV Danareksa Tahun 2009	DNRK04	15-Apr-09	14-Apr-11	2 Years	idA-Creditwatch with (-) Implications	Fixed 16%	200,000	PT Bank Mega Tbk	70,200,000,000	35
39. PT DUTA PERTIWI Tbk												
105.		Obligasi Duta Pertiwi V Tahun 2007	DUTI05	12-Jul-07	11-Jul-12	5 Years	idBBB stable	Fixed 12.85%	500,000	PT Bank CIMB Niaga Tbk.	151,858,779,560	108
40. PT XL AXIATA Tbk												
106.		Obligasi Excelcom II Tahun 2007	EXCL02	27-Apr-07	26-Apr-12	5 Years	idA+	Fixed 10.35%	1,500,000	PT Bank Permata Tbk.	974,957,885,400	269
41. PT FEDERAL INTERNATIONAL FINANCE												
107.		Obligasi Federal International Finance VII Tahun 2007 Seri D	FIFA07D	03-May-07	02-May-11	48 Months	idAA-stable	Fixed 10.75%	350,000	PT Bank Rakyat Indonesia (Persero) Tbk.	174,440,000,000	42
108.		Obligasi Federal International Finance VIII Tahun 2008 Seri C	FIFA08C	14-May-08	13-May-11	3 Years	idAA-stable	Fixed 12.625%	360,000	PT Bank Mandiri (Persero) Tbk	18,000,000,000	9
109.		Obligasi Federal International Finance IX Tahun 2009 Seri B	FIFA09B	30-Apr-09	29-Apr-11	2 Years	idAA-stable	Fixed 13.55%	93,000	PT Bank Rakyat Indonesia (Persero) Tbk.	33,750,000,000	8
110.		Obligasi Federal International Finance IX Tahun 2009 Seri C	FIFA09C	30-Apr-09	29-Apr-12	3 Years	idAA-stable	Fixed 14.6%	542,000	PT Bank Rakyat Indonesia (Persero) Tbk.	103,400,000,000	29
111.		Obligasi Federal International Finance X Tahun 2010 Seri A	FIFA10A	30-Apr-10	04-May-11	370 Days	AA-	Fixed 8.1%	300,000	PT Bank Rakyat Indonesia (Persero) Tbk	-	-
112.		Obligasi Federal International Finance X Tahun 2010 Seri B	FIFA10B	30-Apr-10	29-Apr-12	24 Months	AA-	Fixed 8.75%	200,000	PT Bank Rakyat Indonesia (Persero) Tbk	-	-
113.		Obligasi Federal International Finance X Tahun 2010 Seri C	FIFA10C	30-Apr-10	29-Apr-13	36 Months	AA-	Fixed 10.15%	400,000	PT Bank Rakyat Indonesia (Persero) Tbk	-	-
114.		Obligasi Federal International Finance X Tahun 2010 Seri D	FIFA10D	30-Apr-10	29-Apr-14	48 Months	AA-	Fixed 10.55%	600,000	PT Bank Rakyat Indonesia (Persero) Tbk	-	-

LISTED CORPORATE BONDS AS OF MAY 2009

No.	Series	Name of Issuer and Bond	CODE	Listing Date	Maturity Date	Period	Rating	Coupon Structure	Outstanding Value (Mill. Rp)	Trustee	Total Trading 2009	
											Volume (Rp)	Freq. (X)
42. PT INDAH KIAT PULP & PAPER Tbk												
115.		Obligasi Indah Kiat I Tahun 1999 Seri A	INKP02A	01-Oct-04	01-Oct-14	10 Years	idD	SBI 3 Months + 2%	69,612	PT Bank CIMB Niaga Tbk.	4,115,373,800	3
116.		Obligasi Indah Kiat I Tahun 1999 Seri B	INKP02B	01-Oct-04	01-Oct-17	13 Years	idD	SBI 3 Months + 2%	500,000	PT Bank CIMB Niaga Tbk.	12,050,000,000	5
43. PT INDOFOOD SUKSES MAKMUR Tbk												
117.		Obligasi Indofood Sukses Makmur IV Tahun 2007	INDF04	16-May-07	15-May-12	5 Years	idAA	Fixed 10.0125%	2,000,000	PT Bank Mega Tbk.	615,991,998,300	256
118.		Obligasi Indofood Sukses Makmur V Tahun 2009	INDF05	19-Jun-09	18-Jun-14	3 Years	idAA	Fixed 13%	1,610,000	PT Bank Mega Tbk	714,000,000,000	129
44. PT Indomobil Finance Indonesia												
119.		Obligasi Indomobil Finance Indonesia III Tahun 2009 Seri B	IMFI03B	01-May-09	30-Apr-11	2 Years	idA- stable	Fixed 16%	170,000	PT Bank Rakyat Indonesia (Persero) Tbk.	368,740,000,000	47
120.		Obligasi Indomobil Finance Indonesia III Tahun 2009 Seri C	IMFI03C	01-May-09	30-Apr-12	3 Years	idA- stable	Fixed 17%	204,000	PT Bank Rakyat Indonesia (Persero) Tbk.	62,000,000,000	13
45. PT INDOSAT Tbk												
121.		Obligasi Indosat II Tahun 2002 Seri B	ISAT02BXBFTW	08-Nov-02	06-Nov-32	30 Years	idAA+ stable	Fixed 16.00%	200,000	PT Bank Rakyat Indonesia (Persero) Tbk.	11,000,000,000	6
122.		Obligasi Indosat III Tahun 2003 Seri B	ISAT03BXBFTW	23-Oct-03	22-Oct-10	7 Years	idAA+ stable	Fixed 12.875%	640,000	PT Bank Rakyat Indonesia (Persero) Tbk.	265,700,000,000	86
123.		Obligasi Indosat IV Tahun 2005	ISAT04A	22-Jun-05	21-Jun-11	6 Years	idAA+ stable	Fixed 12.000%	815,000	PT Bank Rakyat Indonesia (Persero) Tbk.	151,740,000,000	51
124.		Obligasi Syariah Ijarah Indosat Tahun 2005	ISAT04B	22-Jun-05	21-Jun-11	6 Years	idAA+(sy) stable	Ijarah Fee Rp8.55 billion quarterly	285,000	PT Bank Rakyat Indonesia (Persero) Tbk.	50,450,000,000	34
125.		Obligasi Indosat V Tahun 2007 Seri A	ISAT05A	30-May-07	29-May-14	7 Years	idAA+ stable	Fixed 10.20%	1,230,000	PT Bank Rakyat Indonesia (Persero) Tbk.	702,879,774,635	209
126.		Obligasi Indosat V Tahun 2007 Seri B	ISAT05B	30-May-07	29-May-17	10 Years	idAA+ stable	Fixed 10.65%	1,370,000	PT Bank Rakyat Indonesia (Persero) Tbk.	780,241,945,266	293
127.		Sukuk Ijarah Indosat II Tahun 2007	SIKISAT02	30-May-07	29-May-14	7 Years	idAA+(sy) stable	Ijarah Fee Rp40.8 billion pa	400,000	PT Bank Rakyat Indonesia (Persero) Tbk.	87,900,000,000	51
128.		Obligasi Indosat VI Tahun 2008 Seri A	ISAT06A	10-Apr-08	09-Apr-13	7 Years	idAA+ stable	Fixed 10.25 %	760,000	PT Bank Rakyat Indonesia (Persero) Tbk.	111,600,000,000	27
129.		Obligasi Indosat VI Tahun 2008 Seri B	ISAT06B	10-Apr-08	09-Apr-15	10 Years	idAA+ stable	Fixed 10.80 %	320,000	PT Bank Rakyat Indonesia (Persero) Tbk.	-	-
130.		Sukuk Ijarah Indosat III Tahun 2008	SIKISAT03	10-Apr-08	09-Apr-13	7 Years	idAA+(sy) stable	Ijarah Fee Rp58.425 billion pa	570,000	PT Bank Rakyat Indonesia (Persero) Tbk.	378,240,000,000	63

LISTED CORPORATE BONDS AS OF MAY 2009

No.	Series	Name of Issuer and Bond	CODE	Listing Date	Maturity Date	Period	Rating	Coupon Structure	Outstanding Value (Mill. Rp)	Trustee	Total Trading 2009	
											Volume (Rp)	Freq. (X)
131.		Obligasi Indosat VII Tahun 2009 Seri A	ISAT07A	09-Dec-09	08-Dec-14	5 Years	idAA+ negative	Fixed 11.25% pa	700,000	PT Bank Rakyat Indonesia (Persero) Tbk.	2,000,000,000	2
132.		Obligasi Indosat VII Tahun 2009 Seri B	ISAT07B	09-Dec-09	08-Dec-16	7 Years	idAA+ negative	Fixed 11.75% pa	600,000	PT Bank Rakyat Indonesia (Persero) Tbk.	25,000,000,000	1
133.		Sukuk Ijarah Indosat IV Tahun 2009 Seri A	SIKISAT04A	09-Dec-09	08-Dec-14	5 Years	idAA+(sy) negative	Ijarah Fee Rp3.15 billion	28,000	PT Bank Rakyat Indonesia (Persero) Tbk.	-	-
134.		Sukuk Ijarah Indosat IV Tahun 2009 Seri B	SIKISAT04B	09-Dec-09	08-Dec-16	7 Years	idAA+(sy) negative	Ijarah Fee Rp20.21 billion	172,000	PT Bank Rakyat Indonesia (Persero) Tbk.	33,000,000,000	3
46. PT INFOASIA TEKNOLOGI GLOBAL Tbk												
135.		Obligasi Infoasia Teknologi Global I Tahun 2004 Seri B	IATG01B	28-Dec-04	23-Dec-09	4 Years	Moody's : Ca.id negative	Fixed 13.30%	9,267	PT Bank Mega Tbk.	-	-
136.		Obligasi Infoasia Teknologi Global I Tahun 2004 Seri C	IATG01C	28-Dec-04	23-Dec-09	5 Years	Moody's : Ca.id negative	Fixed 13.75%	60,233	PT Bank Mega Tbk.	-	-
47. PT JAKARTA PROPERTINDO												
137.		Obligasi I Jakarta Propertindo Tahun 2007	JPRO01	29-Jun-07	28-Jun-12	5 Years	idBBB	Fixed 12.75%	200,000	PT Bank Mandiri (Persero) Tbk.	122,719,999,800	82
48. PT JAPFA COMFEED IDONESIA Tbk												
138.		Obligasi Japfa I Tahun 2007	JPFA01	12-Jul-07	11-Jul-12	5 Years	idBBB+	Fixed 12.75%	500,000	PT Bank Mega Tbk.	15,000,000,000	9
49. PT JASA MARGA (PERSERO) Tbk												
139.		Obligasi Jasa Marga X Tahun 2002 Seri O	JMPD10OXBFTW	11-Dec-02	04-Dec-10	8 Years	idAA-	Fixed 16.15%	650,000	PT Bank Mega Tbk.	214,919,999,100	112
140.		Obligasi Jasa Marga XI Seri P Tahun 2003	JMPD11PXBFTW	13-Oct-03	10-Oct-13	10 Years	idAA-	Year 1-5: 12.30%; Year	1,000,000	PT Bank Mega Tbk.	242,000,000,000	16
141.		Obligasi Jasa Marga XII Seri Q Tahun 2006	JMPD12Q	07-Jul-06	06-Jul-16	10 Years	idAA-	Fixed 13.50%	1,000,000	PT Bank Mega Tbk.	14,500,000,000	6
142.		Obligasi Jasa Marga XIII Seri R Tahun 2007	JMPD13R	22-Jun-07	21-Jun-17	10 Years	idAA-	Fixed 10.25%	1,500,000	PT Bank Mega Tbk.	38,600,000,000	14
50. KONTRAK INVESTASI KOLEKTIF EBA DANAREKSA SMF I												
143.		Efek Beragun Aset Danarekza SMF I - KPR BTN Kelas A	DSMF01	12-Feb-09	10-Mar-18	Years 1 Mor	idAAA	Fixed 13%	85,111	PT Bank Rakyat Indonesia (Persero) Tbk.	-	-
51. KONTRAK INVESTASI KOLEKTIF EBA DANAREKSA SMF II												
144.		Efek Beragun Aset Danarekza SMF II - KPR BTN Kelas A	DSMF02	11-Nov-09	10-Dec-19	10 Years	idAAA	Fixed 11%	360,000	PT Bank Rakyat Indonesia (Persero) Tbk.	-	-
52. PT LAUTAN LUAS Tbk												
145.		Obligasi Lautan Luas III Tahun 2008	LTLS03	27-Mar-08	26-Mar-13	5 Years	idA-	Fixed 11,65%	500,000	PT Bank Mega Tbk.	130,590,000,000	45
53. PT LONTAR PAPYRUS PULP & PAPER INDUSTRY												
146.		Obligasi Lontar Papyrus I Tahun 2000 Seri A	LPPI02A	01-Oct-04	01-Oct-14	10 Years	idD	SBI 3 Months + 2%	225,000	PT Bank CIMB Niaga Tbk.	4,891,500,000	2

LISTED CORPORATE BONDS AS OF MAY 2009

No.	Series	Name of Issuer and Bond	CODE	Listing Date	Maturity Date	Period	Rating	Coupon Structure	Outstanding Value (Mill. Rp)	Trustee	Total Trading 2009	
											Volume (Rp)	Freq. (X)
147.		Obligasi Lontar Papyrus I Tahun 2000 Seri B	LPPI02B	01-Oct-04	01-Oct-17	13 Years	idD	SBI 3 Months + 2%	500,000	PT Bank CIMB Niaga Tbk.	15,680,000,000	3
54. PT MALINDO FEEDMILL Tbk												
148.		Obligasi I Malindo Feedmill Tahun 2008	MAIN01	10-Mar-08	06-Mar-13	5 Years	idAA-(bg)	Fixed 11.8%	300,000	PT Bank Permata Tbk.	13,000,000,000	9
55. PT MATAHARI PUTRA PRIMA Tbk												
149.		Obligasi Matahari Putra Prima III Tahun 2009 Seri A	MPPA03A	15-Apr-09	14-Apr-12	3 Years	idA+ stable	Fixed 16%	250,000	PT Bank Mega Tbk.	75,000,000,000	37
150.		Obligasi Matahari Putra Prima III Tahun 2009 Seri B	MPPA03B	15-Apr-09	14-Apr-14	5 Years	idA+ stable	Fixed 17%	52,000	PT Bank Mega Tbk.	-	-
151.		Sukuk Ijarah Matahari Putra Prima II Tahun 2009 Seri A	SIKMPPA01A	15-Apr-09	14-Apr-12	3 Years	idA+(sy) stable	Ijarah Fee Rp160 million per Rp1 billion	90,000	PT Bank Mega Tbk.	51,000,000,000	13
152.		Sukuk Ijarah Matahari Putra Prima II Tahun 2009 Seri B	SIKMPPA01B	15-Apr-09	14-Apr-14	5 Years	idA+(sy) stable	Ijarah Fee Rp170 million per Rp1 billion	136,000	PT Bank Mega Tbk.	-	-
56. PT MAYORA INDAH Tbk												
153.		Obligasi Mayora Indah III Tahun 2008	MYOR03	06-Jun-08	05-Jun-13	5 Years	idA+ stable	Fixed 13.75%	100,000	PT Bank Bukopin Tbk.	1,550,000,000	4
154.		Sukuk Mudharabah I Mayora Indah Tahun 2008	SMKMYOR01	06-Jun-08	05-Jun-13	5 Years	idA+(sy) stable	55% from revenue that has been distributed	200,000	PT Bank Bukopin Tbk.	39,150,000,000	29
57. PT MEDCO ENERGI INTERNASIONAL Tbk												
155.		Obligasi Medco Energi Internasional II Tahun 2009 Seri A	MEDC02A	18-Jun-09	17-Jun-12	3 Years	idAA-stable	Fixed 13.375%	513,500	PT Bank CIMB Niaga Tbk.	325,350,000,000	96
156.		Obligasi Medco Energi Internasional II Tahun 2009 seri B	MEDC02B	18-Jun-09	17-Jun-14	5 Years	idAA-stable	Fixed 14.25%	986,500	PT Bank CIMB Niaga Tbk.	563,000,000,000	155
58. PT METRODATA ELECTRONIC Tbk												
157.		Sukuk Ijarah Metrodata Electronics I Tahun 2008	SIKMTDL01	07-Jul-08	04-Jul-13	5 Years	Moody's: A3.id	Rp141.25 million per 1 billion unit	90,000	PT Bank Mega Tbk.	45,700,000,000	34
59. PT MITRA ADIPERKASA Tbk												
158.		Obligasi Mitra Adiperkasa I Tahun 2009 seri A	MAPI01A	17-Dec-09	16-Dec-12	3 Years	idA+ stable	Fixed : 12.25%	199,000	PT Bank CIMB Niaga Tbk	52,000,000,000	4
159.		Obligasi Mitra Adiperkasa I Tahun 2009 seri B	MAPI01B	17-Dec-09	16-Dec-14	5 Years	idA+ stable	Fixed : 13.00%	30,000	PT Bank CIMB Biaga Tbk	-	-
160.		Sukuk Ijarah I Adiperkasa I Tahun 2009 Seri A	SIKMAPI01A	17-Dec-09	16-Dec-12	3 Years	idA+(sy) stable	Fixed : Rp122.5 million per Rp1 billion	96,000	PT Bank CIMB Biaga Tbk	6,000,000,000	6
161.		Sukuk Ijarah I Adiperkasa Tahun 2009 Seri B	SIKMAPI01B	17-Dec-09	16-Dec-14	5 Years	idA+(sy) stable	Fixed : Rp130 million per Rp1 billion	39,000	PT Bank CIMB Biaga Tbk	14,000,000,000	6

LISTED CORPORATE BONDS AS OF MAY 2009

No.	Series	Name of Issuer and Bond	CODE	Listing Date	Maturity Date	Period	Rating	Coupon Structure	Outstanding Value (Mill. Rp)	Trustee	Total Trading 2009	
											Volume (Rp)	Freq. (X)
60. PT MOBILE-8 TELECOM Tbk												
162.		Obligasi I Mobile-8 Telecom Tahun 2007	FREN01	16-Mar-07	15-Jun-17	5 Years	idD (Default)	5% to 8 period start from 15 Sep 09; 8% to 12 period start from 15 Sep 11; 18% to 12 period start from 15 Sep 14	606,500	PT Bank Permata Tbk.	1,083,500,000,000	55
61. PT MULIAGLASS												
163.		Obligasi Muliaglass I Senior A Tahun 2000	MLSS01ASBVTW	21-Dec-00	31-Oct-07	7 Years	N.A	From 15% to 18% pa	17,382	PT Bank CIMB Niaga Tbk.	-	-
164.		Obligasi Muliaglass I Senior B Tahun 2000	MLSS01BSBVTW	21-Dec-00	31-Oct-07	7 Years	N.A	From 15% to 18% pa	10,800	PT Bank CIMB Niaga Tbk.	-	-
62. PT OTO MULTIARTHA												
165.		Obligasi Oto Multiarttha V Tahun 2007 Seri B	OTMA05B	20-Jun-07	19-Jun-10	36 Months	idAA-stable	Fixed 10.30%	500,000	PT Bank Mandiri (Persero) Tbk.	710,400,000,000	123
166.		Obligasi Oto Multiarttha VI Tahun 2009 Seri A	OTMA06A	14-Dec-09	16-Dec-10	370 Days	idAA-	Fixed 9.80% pa	200,000	PT Bank Mandiri (Persero) Tbk	251,000,000,000	8
167.		Obligasi Oto Multiarttha VI Tahun 2009 Seri B	OTMA06B	14-Dec-09	11-Dec-11	2 Years	idAA-	Fixed 11.25% pa	500,000	PT Bank Mandiri (Persero) Tbk	385,000,000,000	14
168.		Obligasi Oto Multiarttha VI Tahun 2009 Seri C	OTMA06C	14-Dec-09	11-Dec-12	3 Years	idAA-	Fixed 11.75% pa	500,000	PT Bank Mandiri (Persero) Tbk	2,500,000,000	2
63. PT PABRIK KERTAS TJIWI KIMIA Tbk												
169.		Obligasi Tjiwi Kimia I Tahun 1996 Seri A	TKIM02A	25-Oct-04	01-Oct-14	10 Years	idBBB-stable	SBI 3 Months + 2%	13,316	PT Bank CIMB Niaga Tbk.	538,568,110	1
170.		Obligasi Tjiwi Kimia I Tahun 1996 Seri B	TKIM02B	25-Oct-04	01-Oct-17	13 Years	idBBB-stable	SBI 3 Months + 2%	100,000	PT Bank CIMB Niaga Tbk.	23,000,000,000	4
64. PT PAKUWON JATI TBK.												
171.		Obligasi I Pakuwon Jati Tahun 1996	PWON-01XX-BF	02-Jul-96	28-Jun-12	5 Years	Fitch : CC(idn)	SBI + 1%, max. 12%	38,483	PT Bank Rakyat Indonesia (Persero) Tbk.	-	-
65. PT PAM LYONNAISE JAYA												
172.		Obligasi PAM Lyonnaise Jaya I Tahun 2005 Seri C	PLJA01C	12-Jul-05	12-Jul-10	5 Years	idA-stable	Fixed 13.375%	200,000	PT Bank Mandiri (Persero) Tbk.	162,000,000,000	42
173.		Obligasi PAM Lyonnaise Jaya I Tahun 2005 Seri D	PLJA01D	12-Jul-05	12-Jul-12	7 Years	idA-stable	Fixed 13.875%	100,000	PT Bank Mandiri (Persero) Tbk.	500,000,000	1

LISTED CORPORATE BONDS AS OF MAY 2009

No.	Series	Name of Issuer and Bond	CODE	Listing Date	Maturity Date	Period	Rating	Coupon Structure	Outstanding Value (Mill. Rp)	Trustee	Total Trading 2009	
											Volume (Rp)	Freq. (X)
66. PT PANIN SEKURITAS TBK.												
174.		Obligasi Panin Sekuritas III Tahun 2007	PANS03	18-Jun-07	15-Jun-12	5 Years	Fitch : A-(idn)	Fixed 11.75%	200,000	PT Bank Mega Tbk.	56,000,000,000	7
67. PERUM PEGADAIAN												
175.		Obligasi IX Perum Pegadaian Tahun 2002 Seri A	PPGD09AXBFTW	11-Jun-02	06-Jun-10	8 Years	idAA+ stable	Fixed 18.25%	211,000	PT Bank Negara Indonesia (Persero) Tbk.	1,500,000,000	2
176.		Obligasi IX Perum Pegadaian Tahun 2002 Seri B	PPGD09BxBFTW	11-Jun-02	06-Jun-10	8 Years	idAA+ stable	Fixed 18.25%	13,050	PT Bank Negara Indonesia (Persero) Tbk.	4,150,000,000	3
177.		Obligasi IX Perum Pegadaian Tahun 2002 Seri C	PPGD09CXBVTW	11-Jun-02	06-Jun-10	8 Years	idAA+ stable	Year 1: 18.25%; Year 2-8: ATD 3 Months	2,000	PT Bank Negara Indonesia (Persero) Tbk.	-	-
178.		Obligasi IX Perum Pegadaian Tahun 2002 Seri D	PPGD09DXBVTW	11-Jun-02	06-Jun-10	8 Years	idAA+ stable	Year 1-5: Fixed 18.25%; Year 6-8: ATD 3 Months	43,500	PT Bank Negara Indonesia (Persero) Tbk.	5,500,000,000	6
179.		Obligasi X Perum Pegadaian Tahun 2003 Seri A	PPGD10AXBFTW	15-Jul-03	11-Jul-11	8 Years	idAA+	Fixed 12.9375 %	336,500	PT Bank Mega Tbk	119,082,331,000	66
180.		Obligasi X Perum Pegadaian Tahun 2003 Seri B	PPGD10BxBVTW	15-Jul-03	11-Jul-18	15 Years	idAA+	Year 1-3: Fixed	63,500	PT Bank Mega Tbk	7,300,000,000	3
181.		Obligasi XI Perum Pegadaian Tahun 2006 Seri A	PPGD11A	24-May-06	23-May-16	10 Years	idAA+	Fixed 13.1%	400,000	PT Bank Mega Tbk	30,808,231,600	34
182.		Obligasi XI Perum Pegadaian Tahun 2006 Seri B	PPGD11B	24-May-06	23-May-16	10 Years	idAA+ stable	Year 1: 13.1%; Year 2: SBI 1 Month + 1.25% (max.16.00%, min. 10.00%)	100,000	PT Bank Mega Tbk	36,291,768,000	13
183.		Obligasi XII Perum Pegadaian Tahun 2007 Seri A	PPGD12A	05-Sep-07	04-Sep-17	10 Years	idAA+	Fixed 10.025%	370,000	PT Bank Mega Tbk	59,000,000,000	35
184.		Obligasi XII Perum Pegadaian Tahun 2007 Seri B	PPGD12B	05-Sep-07	04-Sep-17	10 Years	idAA+ stable	Year 1 : 10.025%; Year 2 - X : SBI + 1%; max. 12%, min. 8%	230,000	PT Bank Mega Tbk	2,000,000,000	2
185.		Obligasi XIII Perum Pegadaian Tahun 2009 Seri A1	PPGD13A1	02-Jul-09	01-Jul-14	5 Years	idAA+	Fixed 11.675%	350,000	PT Bank Mega Tbk	59,000,000,000	19
186.		Obligasi XIII Perum Pegadaian Tahun 2009 Seri A2	PPGD13A2	02-Jul-09	01-Jul-14	5 Years	idAA+	Year 1 : Fixed 11,675%	100,000	PT Bank Mega Tbk	-	-
187.		Obligasi XIII Perum Pegadaian Tahun 2009 Seri B	PPGD13B	02-Jul-09	01-Jul-17	8 Years	idAA+	Fixed 12.65%	650,000	PT Bank Mega Tbk	55,000,000,000	17
188.		Obligasi XIII Perum Pegadaian Tahun 2009 Seri C	PPGD13C	02-Jul-09	01-Jul-19	10 Years	idAA+	Fixed 12.875%	400,000	PT Bank Mega Tbk	-	-
68. PT PEMBANGUNAN JAYA ANCOL TBK.												
189.		Obligasi I Jaya Ancol Tahun 2007 Seri A	PJAA01A	28-Jun-07	27-Jun-10	3 Years	idA+	Fixed 9.975%	80,000	PT Bank Permata Tbk.	10,439,200,000	5
190.		Obligasi I Jaya Ancol Tahun 2007 Seri B	PJAA01B	28-Jun-07	27-Jun-12	5 years	idA+	Fixed 10.4%	120,000	PT Bank Permata Tbk.	17,400,000,000	9
69. PT PERKEBUNAN NUSANTARA III (PERSERO)												
191.		Obligasi I PTPN III Tahun 2003 Seri A	PTPN01AXBFTW	06-Aug-03	05-Aug-10	7 Years	idAA+ stable	Fixed 13.125%	140,000	PT Bank CIMB Niaga Tbk.	108,559,998,800	75
192.		Obligasi I PTPN III Tahun 2003 Seri B	PTPN01BxBVTW	06-Aug-03	05-Aug-10	7 Years	idAA+ stable	Year 1-2: 13.125%; Year 3-7: SBI 3 Months + 1.50%	10,000	PT Bank CIMB Niaga Tbk.	4,000,000,000	2

LISTED CORPORATE BONDS AS OF MAY 2009

No.	Series	Name of Issuer and Bond	CODE	Listing Date	Maturity Date	Period	Rating	Coupon Structure	Outstanding Value (Mill. Rp)	Trustee	Total Trading 2009	
											Volume (Rp)	Freq. (X)
193.		Obligasi II PTPN III Tahun 2004 Seri C	PTPN02C	14-Jul-04	13-Jul-11	7 Years	idAA-stable	Fixed 13.500%	35,000	PT Bank CIMB Niaga Tbk.	57,609,999,500	48
70. PT PERKEBUNAN NUSANTARA V (PERSERO)												
194.		Obligasi I PTPN V Tahun 2003 Seri A	PTPV01AXBFTW	13-Nov-03	12-Nov-10	7 Years	idA stable	Fixed 12.875%	294,000	PT Bank Permata Tbk.	112,620,000,000	43
195.		Obligasi I PTPN V Tahun 2003 Seri B	PTPV01BXBVTW	13-Nov-03	12-Nov-10	7 Years	idA stable	Year 1-2: 12.875%;	6,000	PT Bank Permata Tbk.	1,000,000,000	1
71. PT PERKEBUNAN NUSANTARA VII (PERSERO)												
196.		Obligasi PTPN VII Tahun 2004 Seri B	PVII01B	29-Mar-04	26-Mar-11	7 Years	idA+	Fixed 14.125%	10,000	PT Bank CIMB Niaga Tbk.	-	-
72. PT PERUSAHAAN LISTRIK NEGARA (PERSERO)												
197.		Obligasi PLN VII Tahun 2004	PPLN07	12-Nov-04	11-Nov-14	10 Years	idAA-stable	Fixed 12.25%	1,500,000	PT Bank CIMB Niaga Tbk.	257,001,000,000	89
198.		Obligasi PLN VIII Tahun 2006 Seri A	PPLN08A	22-Jun-06	21-Jun-16	10 Years	idAA-stable	Fixed 13.6%	1,335,100	PT Bank Tabungan Negara (Persero)	116,400,000,000	28
199.		Obligasi PLN VIII Tahun 2006 Seri B	PPLN08B	22-Jun-06	21-Jun-21	15 Years	idAA-stable	Fixed 13.75%	865,000	PT Bank Tabungan Negara (Persero)	13,000,000,000	2
200.		Obligasi Syariah Ijarah PLN I Tahun 2006	PPLN08C	22-Jun-06	21-Jun-16	10 Years	idAA-(sy) stable	Ijarah Fee Rp6.8 billion quarterly	200,000	PT Bank Tabungan Negara (Persero)	66,170,000,000	27
201.		Obligasi PLN IX Tahun 2007 Seri A	PPLN09A	11-Jul-07	10-Jul-17	10 Years	idAA-stable	Fixed 10.4%	1,500,000	PT Bank CIMB Niaga Tbk.	238,150,000,000	61
202.		Obligasi PLN IX Tahun 2007 Seri B	PPLN09B	11-Jul-07	10-Jul-22	15 Years	idAA-stable	Fixed 10.9%	1,200,000	PT Bank CIMB Niaga Tbk.	2,000,000,000	1
203.		Sukuk Ijarah PLN II Tahun 2007	SIKPPLN01	11-Jul-07	10-Jul-17	10 Years	idAA-(sy) stable	Ijarah Fee Rp31.2 billion	300,000	PT Bank CIMB Niaga Tbk.	20,900,000,000	19
204.		Obligasi PLN X Tahun 2009 Seri A	PPLN10A	12-Jan-09	09-Jan-14	5 Years	idAA-stable	Fixed 14.75%	1,015,000	PT Bank CIMB Niaga Tbk.	269,000,000,000	68
205.		Obligasi PLN X Tahun 2009 Seri B	PPLN10B	12-Jan-09	09-Jan-16	7 Years	idAA-stable	Fixed 15%	425,000	PT Bank CIMB Niaga Tbk.	13,500,000,000	12
206.		Sukuk Ijarah PLN III Tahun 2009 Seri A	SIKPPLN02A	12-Jan-09	09-Jan-14	5 Years	idAA-(sy) stable	Fee Ijarah Rp147.5 million per Rp1 Billion	293,000	PT Bank CIMB Niaga Tbk.	263,000,000,000	36
207.		Sukuk Ijarah PLN III Tahun 2009 Seri B	SIKPPLN02B	12-Jan-09	09-Jan-16	7 Years	idAA-(sy) stable	Fee Ijarah Rp150 million per Rp1 billion	467,000	PT Bank CIMB Niaga Tbk.	20,000,000,000	4
208.		Obligasi PLN XI Tahun 2010 Seri A	PPLN11A	13-Jan-10	12-Jan-17	7 Years	idAA-stable	Fixed 11,95%	920,000	PT Bank CIMB Niaga Tbk.	-	-
209.		Obligasi PLN XI Tahun 2010 Seri B	PPLN11B	13-Jan-10	12-Jan-20	10 Years	idAA-stable	Fixed 12,55%	1,783,000	PT Bank CIMB Niaga Tbk.	-	-

LISTED CORPORATE BONDS AS OF MAY 2009

No.	Series	Name of Issuer and Bond	CODE	Listing Date	Maturity Date	Period	Rating	Coupon Structure	Outstanding Value (Mill. Rp)	Trustee	Total Trading 2009	
											Volume (Rp)	Freq. (X)
210.		Sukuk Ijarah PLN IV Tahun 2010 Seri A	SIKPPLN03A	13-Jan-10	12-Jan-17	7 Years	idAA-(sy) stable	Fee Ijarah Rp119.5 million per Rp1 billion	130,000	PT Bank CIMB Niaga Tbk.	-	-
211.		Sukuk Ijarah PLN IV Tahun 2010 Seri B	SIKPPLN03B	13-Jan-10	12-Jan-20	10 Years	idAA-(sy) stable	Fee Ijarah Rp125.5 million per Rp1 billion	167,000	PT Bank CIMB Niaga Tbk.	-	-
73. PT PINDO DELI PULP AND PAPER MILLS												
212.		Obligasi Pindo Deli I Tahun 1997 Seri A	PIDL02A	25-Oct-04	01-Oct-14	10 Years	idD	SBI 3 Months + 2%	12,870	PT Bank CIMB Niaga Tbk.	4,908,312,310	2
213.		Obligasi Pindo Deli I Tahun 1997 Seri B	PIDL02B	25-Oct-04	01-Oct-17	13 Years	idD	SBI 3 Months + 2%	100,000	PT Bank CIMB Niaga Tbk.	6,500,000,000	5
74. PT PUPUK KALIMANTAN TIMUR												
214.		Obligasi Pupuk Kaltim II Tahun 2009	PPKT02	07-Dec-09	04-Dec-14	5 Years	idAA-	0.1057	660,000	PT Bank CIMB Niaga Tbk.	18,000,000,000	8
215.		Sukuk Ijarah Pupuk Kaltim I Tahun 2009	SIKPPKT01	07-Dec-09	04-Dec-14	5 Years	idAA-(Sy)	Ijarah Fee Rp107.5 million per Rp1 billion	131,000	PT Bank CIMB Niaga Tbk.	1,000,000,000	1
75. PT RADIANT UTAMA INTERINSCO TBK.												
216.		Obligasi Radiant Utama Interinsco I Tahun 2007	RUIS01	13-Jul-07	12-Jul-11	4 Years	Fitch : BBB (idn)	Fixed 11.50%	100,000	PT Bank Mega Tbk.	33,000,000,000	14
76. PT RICKY PUTRA GLOBALINDO TBK.												
217.		Obligasi Syariah Ijarah I Ricky Putra Globalindo Tahun 2005	RICY02	13-Jul-05	12-Jul-10	5 Years	idBBB-(sy)	Ijarah Fee Rp9.211 billion	30,400	PT Bank Mandiri (Persero) Tbk.	2,500,000,000	2
77. PT SALIM IVOMAS PRATAMA												
218.		Obligasi Salim Ivomas Pratama I Tahun 2009	SIMP01	02-Dec-09	01-Dec-14	5 Year	idAA-	Fixed 11.65%	452,000	PT Bank Mega Tbk	97,000,000,000	15
219.		Sukuk Ijarah Salim Ivomas Pratama I Tahun 2009	SIKSIMP01	02-Dec-09	01-Dec-14	5 Years	idAA-(sy)	Ijarah Fee Rp32.387 billion	278,000	PT Bank Mega Tbk	52,350,000,000	6
78. PT SEMEN BATURAJA (PERSERO)												
220.		Obligasi I Semen Baturaja Tahun 2004	SBTR01	23-Jun-04	22-Jun-10	6 Years	Fitch : A-(idn)	Fixed 13.875%	50,000	PT Bank Mega Tbk.	15,745,454,400	13
79. PT SINAR MITRA SEPADAN FINANCE												
221.		Obligasi SMS Finance I Tahun 2009 Seri A	SMSF1A	11-Jan-10	13-Jan-11	1 Year	Fitch : BBB+ (idn)	Fixed 11.50%	85,000	PT Bank Mega Tbk	-	-
222.		Obligasi SMS Finance I Tahun 2009 Seri C	SMSF1B	11-Jan-10	08-Jan-12	2 Years	Fitch : BBB+ (idn)	Fixed 13.15%	5,000	PT Bank Mega Tbk	-	-
223.		Obligasi SMS Finance I Tahun 2009 Seri D	SMSF1C	11-Jan-10	08-Jan-13	3 Years	Fitch : BBB+ (idn)	Fixed 13.35%	31,000	PT Bank Mega Tbk	-	-

LISTED CORPORATE BONDS AS OF MAY 2009

No.	Series	Name of Issuer and Bond	CODE	Listing Date	Maturity Date	Period	Rating	Coupon Structure	Outstanding Value (Mill. Rp)	Trustee	Total Trading 2009	
											Volume (Rp)	Freq. (X)
80. PT SUMMARECON AGUNG TBK.												
224.		Obligasi Summarecon Agung II Tahun 2008	SMRA02	26-Jun-08	25-Jun-13	5 Years	idA-stable	Fixed 14.10%	100,000	PT Bank Mandiri (Persero) Tbk	36,000,000,000	19
225.		Sukuk Ijarah I Summarecon Agung Tahun 2008	SIKSMRA01	26-Jun-08	25-Jun-13	5 Years	idA-(Sy) stable	Ijarah Fee Rp28.2 billion	200,000	PT Bank Mandiri (Persero) Tbk	357,050,000,000	112
81. PT SUMMIT OTO FINANCE												
226.		Obligasi Summit Oto Finance III Tahun 2009 Seri B	SOFN03B	20-May-09	19-May-11	24 Months	idA+	Fixed 14.25%	35,000	PT Bank Mandiri (Persero) Tbk	10,000,000,000	2
227.		Obligasi Summit Oto Finance III Tahun 2009 Seri C	SOFN03C	20-May-09	19-May-12	36 Months	idA+	Fixed 15.25%	365,000	PT Bank Mandiri (Persero) Tbk	206,100,000,000	22
82. PT SARANA MULTIGRIYA FINANSIAL (PERSERO)												
228.		Obligasi Sarana Multigriya Finansial I Tahun 2009	SMFP01	13-Jul-09	10-Jul-10	370 Days	Fitch : AA(idn)	Fixed 10.125%	300,000	PT Bank Permata Tbk	85,500,000,000	15
229.		Obligasi Sarana Multigriya Finansial II Tahun 2009	SMFP02	30-Dec-09	03-Jan-11	370 Days	Fitch : AA(idn)	Fixed 9.5%	251,000	PT Bank Permata Tbk	-	-

LISTED GOVERNMENT BONDS AS OF MAY 2010

FIXED RATE

No.	CODE	Name of Bond	Issue Date	Listing Date	Maturity Date	Coupon Rate	Outstanding Value (Million Rp)	Total Trading 2009	
								Value (Billion Rp)	Freq. (X)
1.	GBRB0013NvBF	Obligasi Pemerintah Tahun 2002 Seri FR0013	20-Nov-02	03-Dec-02	15-Sep-10	15.425%	4,630,601	1.45	172
2.	GBRB0014NvBF	Obligasi Pemerintah Tahun 2002 Seri FR0014	20-Nov-02	03-Dec-02	15-Nov-10	15.575%	1,180,947	0.51	44
3.	GBRB0015NvBF	Obligasi Pemerintah Tahun 2002 Seri FR0015	20-Nov-02	03-Dec-02	15-Feb-11	13.400%	5,478,938	2.48	133
4.	GBRB0016NvBF	Obligasi Pemerintah Tahun 2002 Seri FR0016	20-Nov-02	03-Dec-02	15-Aug-11	13.450%	4,108,937	4.58	162
5.	GBRB0017NvBF	Obligasi Pemerintah Tahun 2002 Seri FR0017	20-Nov-02	03-Dec-02	15-Jan-12	13.150%	7,983,063	8.83	334
6.	GBRB0018NvBF	Obligasi Pemerintah Tahun 2002 Seri FR0018	20-Nov-02	03-Dec-02	15-Jul-12	13.175%	5,556,062	3.23	164
7.	GBRB0019NvBF	Obligasi Pemerintah Tahun 2002 Seri FR0019	20-Nov-02	03-Dec-02	15-Jun-13	14.250%	11,673,341	10.33	290
8.	GBRB0020NvBF	Obligasi Pemerintah Tahun 2002 Seri FR0020	20-Nov-02	03-Dec-02	15-Dec-13	14.275%	10,863,341	11.27	504
9.	FR0021	Obligasi Negara RI Seri FR0021	24-Dec-02	27-Dec-02	15-Dec-10	14.500%	2,226,000	2.89	188
10.	FR0022	Obligasi Negara RI Seri FR0022	10-Apr-03	10-Apr-03	15-Sep-11	12.000%	6,847,000	22.41	1,009
11.	FR0023	Obligasi Negara RI Seri FR0023	11-Sep-03	11-Sep-03	15-Dec-12	11.000%	14,970,500	24.14	1,411
12.	FR0024	Obligasi Negara RI Seri FR0024	06-Nov-03	06-Nov-03	15-Oct-10	12.000%	4,305,000	1.45	93
13.	FR0025	Obligasi Negara RI Seri FR0025	29-Apr-04	29-Apr-04	15-Oct-11	10.000%	6,563,000	9.85	643
14.	FR0026	Obligasi Negara RI Seri FR0026	26-Aug-04	27-Aug-04	15-Oct-14	11.000%	13,632,000	18.71	1,350
15.	FR0027	Obligasi Negara RI Seri FR0027	27-Jan-05	28-Jan-05	15-Jun-15	9.500%	17,139,000	31.62	2,049
16.	FR0028	Obligasi Negara RI Seri FR0028	24-Feb-05	24-Feb-05	15-Jul-17	10.000%	13,100,000	32.98	1,554
17.	FR0030	Obligasi Negara RI Seri FR0030	19-May-05	20-May-05	15-May-16	10.750%	11,560,000	72.15	2,921
18.	FR0031	Obligasi Negara RI Seri FR0031	16-Jun-05	17-Jun-05	15-Nov-20	11.000%	17,819,000	22.50	1,104
19.	FR0032	Obligasi Negara RI Seri FR0032	01-Sep-05	06-Sep-05	15-Jul-18	15.000%	1,560,000	3.56	96
20.	FR0033	Obligasi Negara RI Seri FR0033	26-Jan-06	27-Jan-06	15-Mar-13	12.500%	9,764,000	19.09	1,220
21.	FR0034	Obligasi Negara RI Seri FR0034	26-Jan-06	27-Jan-06	15-Jun-21	12.800%	16,759,000	43.21	1,764
22.	FR0035	Obligasi Negara RI Seri FR0035	16-Feb-06	17-Feb-06	15-Jun-22	12.900%	11,025,000	15.33	680
23.	FR0036	Obligasi Negara RI Seri FR0036	20-Apr-06	20-Apr-06	15-Sep-19	11.500%	10,860,000	57.13	2,459
24.	FR0037	Obligasi Negara RI Seri FR0037	18-May-06	19-May-06	15-Sep-26	12.000%	2,450,000	0.81	65
25.	FR0038	Obligasi Negara RI Seri FR0038	24-Aug-06	25-Aug-06	15-Aug-18	11.600%	3,083,000	6.34	238
26.	FR0039	Obligasi Negara RI Seri FR0039	24-Aug-06	25-Aug-06	15-Aug-23	11.750%	4,175,000	5.25	190
27.	FR0040	Obligasi Negara RI Seri FR0040	21-Sep-06	22-Sep-06	15-Sep-25	11.000%	22,774,000	15.87	842
28.	FR0042	Obligasi Negara RI Seri FR0042	25-Jan-07	26-Jan-07	15-Jul-27	10.250%	14,876,000	8.05	580
29.	FR0043	Obligasi Negara RI Seri FR0043	22-Feb-07	23-Feb-07	15-Jul-22	10.250%	14,417,000	14.07	1,168
30.	FR0044	Obligasi Negara RI Seri FR0044	19-Apr-07	20-Apr-07	15-Sep-24	10.000%	18,054,000	58.29	3,283
31.	FR0045	Obligasi Negara RI Seri FR0045	24-May-07	25-May-07	15-May-37	9.750%	6,400,000	1.81	184
32.	FR0046	Obligasi Negara RI Seri FR0046	19-Jul-07	20-Jul-07	15-Jul-23	9.500%	16,855,000	19.78	876
33.	FR0047	Obligasi Negara RI Seri FR0047	30-Aug-07	31-Aug-07	15-Feb-28	10.000%	20,840,000	34.49	1,850
34.	FR0048	Obligasi Negara RI Seri FR0048	27-Sep-07	28-Sep-07	15-Sep-18	9.000%	5,691,000	4.54	331
35.	FR0049	Obligasi Negara RI Seri FR0049	14-Feb-08	15-Feb-08	15-Sep-13	9.000%	5,108,000	19.29	966
36.	FR0050	Obligasi Negara RI Seri FR0050	24-Jan-08	25-Jan-08	15-Jul-38	10.500%	11,086,000	3.14	292
37.	FR0051	Obligasi Negara RI Seri FR0051	15-Jan-09	16-Jan-09	15-May-14	11.250%	2,525,000	13.64	874
38.	FR0052	Obligasi Negara RI Seri FR0052	20-Aug-09	21-Aug-09	15-Aug-30	10.500%	21,450,000	10.95	588
TOTAL							379,388,730	636.03	32,671

LISTED GOVERNMENT BONDS AS OF MAY 2010
VARIABLE RATE

No.	CODE	Name of Bond	Issue Date	Listing Date	Maturity Date	Coupon Rate	Outstanding	Total Trading 2009	
							Value (Million Rp)	Value (Billion Rp)	Freq. (X)
1.	GBRB0017SpBV	Obligasi Pemerintah Tahun 1999 Seri VR0017	25-Sep-02	25-Nov-02	25-Jun-11	SBI 3	1,123,666	4.24	86
2.	GBRB0018OcBV	Obligasi Pemerintah Tahun 1999 Seri VR0018	25-Oct-02	25-Nov-02	25-Oct-12	SBI 3	4,376,483	0.26	15
3.	GBRB0019NvBV	Obligasi Pemerintah Tahun 2002 Seri VR0019	20-Nov-02	03-Dec-02	25-Dec-14	SBI 3	13,856,226	15.82	164
4.	GBRB0020NvBV	Obligasi Pemerintah Tahun 2002 Seri VR0020	20-Nov-02	03-Dec-02	25-Apr-15	SBI 3	9,899,007	-	-
5.	GBRB0021NvBV	Obligasi Pemerintah Tahun 2002 Seri VR0021	20-Nov-02	03-Dec-02	25-Nov-15	SBI 3	7,546,328	0.19	6
6.	GBRB0022NvBV	Obligasi Pemerintah Tahun 2002 Seri VR0022	20-Nov-02	03-Dec-02	25-Mar-16	SBI 3	9,666,749	-	-
7.	GBRB0023NvBV	Obligasi Pemerintah Tahun 2002 Seri VR0023	20-Nov-02	03-Dec-02	25-Oct-16	SBI 3	8,652,056	0.66	3
8.	GBRB0024NvBV	Obligasi Pemerintah Tahun 2002 Seri VR0024	20-Nov-02	03-Dec-02	25-Feb-17	SBI 3	9,909,300	-	-
9.	GBRB0025NvBV	Obligasi Pemerintah Tahun 2002 Seri VR0025	20-Nov-02	03-Dec-02	25-Sep-17	SBI 3	6,909,300	-	-
10.	GBRB0026NvBV	Obligasi Pemerintah Tahun 2002 Seri VR0026	20-Nov-02	03-Dec-02	25-Jan-18	SBI 3	5,442,142	-	-
11.	GBRB0027NvBV	Obligasi Pemerintah Tahun 2002 Seri VR0027	20-Nov-02	03-Dec-02	25-Jul-18	SBI 3	5,442,142	0.55	2
12.	GBRB0028NvBV	Obligasi Pemerintah Tahun 2002 Seri VR0028	20-Nov-02	03-Dec-02	25-Aug-18	SBI 3	7,033,994	0.51	4
13.	GBRB0029NvBV	Obligasi Pemerintah Tahun 2002 Seri VR0029	20-Nov-02	03-Dec-02	25-Aug-19	SBI 3	12,212,320	2.63	10
14.	GBRB0030NvBV	Obligasi Pemerintah Tahun 2002 Seri VR0030	20-Nov-02	03-Dec-02	25-Dec-19	SBI 3	10,503,015	0.01	1
15.	GBRB0031NvBV	Obligasi Pemerintah Tahun 2002 Seri VR0031	20-Nov-02	03-Dec-02	25-Jul-20	SBI 3	25,322,354	7.69	33
16.	VR0032	Obligasi Negara RI Seri VR0032	17-Apr-08	18-Apr-08	25-Apr-11	SBI 3	5,000,000	-	-
							142,895,082	32.57	324

LISTED GOVERNMENT BONDS AS OF MAY 2010
ZERO COUPON

No.	CODE	Name of Bond	Issue Date	Listing Date	Maturity Date	Coupon Rate	Outstanding	Total Trading 2009	
							Value (Million Rp)	Value (Billion Rp)	Freq. (X)
1.	ZC0003	Obligasi Negara RI Seri ZC0003	22-Nov-07	23-Nov-07	20-Nov-12	-	1,417,000	1.02	115
2.	ZC0005	Obligasi Negara RI Seri ZC0005	31-Jan-08	01-Feb-08	20-Feb-13	-	1,263,000	1.92	108
							2,680,000	2.94	223

LISTED GOVERNMENT BONDS AS OF MAY 2010
RETAIL

No.	CODE	Name of Bond	Issue Date	Listing Date	Maturity Date	Coupon Rate	Outstanding	Total Trading 2009	
							Value (Million Rp)	Value (Billion Rp)	Freq. (X)
1.	ORI003	Obligasi Negara RI Seri ORI003	12-Sep-07	13-Sep-07	12-Sep-11	9.400%	9,023,695	11.67	1,977
2.	ORI004	Obligasi Negara RI Seri ORI004	12-Mar-08	13-Mar-08	12-Mar-12	9.500%	13,265,765	16.63	5,188
3.	ORI005	Obligasi Negara RI Seri ORI005	03-Sep-08	04-Sep-08	15-Sep-13	11.450%	2,708,875	1.64	1,561
4.	ORI006	Obligasi Negara RI Seri ORI006	12-Aug-09	13-Aug-09	15-Aug-12	9.350%	8,408,730	7.54	3,186
							33,407,065	37.47	11,912

LISTED SOVEREIGN SUKUK AS OF MAY 2010
FIXED RATE

No.	CODE	Name of Bond	Issue Date	Listing Date	Maturity Date	Coupon Rate	Outstanding Value (Million Rp)	Total Trading 2009	
								Value (Billion Rp)	Freq. (X)
1.	IFR0001	Surat Berharga Syariah Negara RI Seri IFR-0001	26-Aug-08	27-Aug-08	15-Aug-15	11.800%	2,714,700	0.96	194
2.	IFR0002	Surat Berharga Syariah Negara RI Seri IFR-0002	26-Aug-08	27-Aug-08	15-Aug-18	11.950%	1,985,000	0.36	36
3.	IFR0003	Surat Berharga Syariah Negara RI Seri IFR-0003	29-Oct-09	30-Oct-09	15-Sep-15	9.250%	2,352,000	0.16	16
4.	IFR0004	Surat Berharga Syariah Negara RI Seri IFR-0004	12-Nov-09	13-Nov-09	15-Oct-13	9.000%	550,000	0.05	2
5.	IFR0005	Surat Berharga Syariah Negara RI Seri IFR-0005	21-Jan-10	22-Jan-10	15-Jan-17	9.000%	374,000	-	-
6.	IFR0006	Surat Berharga Syariah Negara RI Seri IFR-0006	01-Apr-10	05-Apr-10	15-Mar-30	10.250%	995,000	-	-
7.	IFR0007	Surat Berharga Syariah Negara RI Seri IFR-0007	21-Jan-10	22-Jan-10	15-Jan-25	10.250%	1,250,000	-	-
8.	IFR0008	Surat Berharga Syariah Negara RI Seri IFR-0008	15-Apr-10	16-Apr-10	15-Mar-20	8.800%	200,000	-	-
							10,420,700	1.53	248

LISTED SOVEREIGN SUKUK AS OF MAY 2010
RETAIL

No.	CODE	Name of Bond	Issue Date	Listing Date	Maturity Date	Coupon Rate	Outstanding Value (Million Rp)	Total Trading 2009	
								Value (Billion Rp)	Freq. (X)
1.	SR001	Sukuk Negara Ritel Seri SR-001	25-Feb-09	26-Feb-09	25-Feb-12	12.000%	5,556,290	6.28	3,356
2.	SR002	Sukuk Negara Ritel Seri SR-002	10-Feb-10	11-Feb-10	10-Feb-13	8.700%	8,033,860	-	-
							13,590,150	6.28	3,356

LISTED GOVERNMENT TREASURY BILL AS OF MAY 2010
FIXED RATE

No.	CODE	Name of Bond	Issue Date	Listing Date	Maturity Date	Coupon Rate	Outstanding Value (Million Rp)	Total Trading 2009	
								Value (Billion Rp)	Freq. (X)
1.	SPN100610	Surat Perbendaharaan Negara Seri SPN20100610	11-Jun-09	12-Jun-09	10-Jun-10	-	2,000,000	0.66	14
2.	SPN100715	Surat Perbendaharaan Negara Seri SPN20100715	16-Jul-09	17-Jul-09	15-Jul-10	-	2,000,000	2.39	35
3.	SPN100902	Surat Perbendaharaan Negara Seri SPN20100902	03-Sep-09	04-Sep-09	02-Sep-10	-	1,450,000	0.57	8
4.	SPN101007	Surat Perbendaharaan Negara Seri SPN20101007	08-Oct-09	09-Oct-09	07-Oct-10	-	1,200,000	0.31	7
5.	SPN110113	Surat Perbendaharaan Negara Seri SPN20110113	14-Jan-10	15-Jan-10	13-Jan-11	-	2,150,000	-	-
6.	SPN110210	Surat Perbendaharaan Negara Seri SPN20110210	11-Feb-10	12-Feb-10	10-Feb-11	-	3,600,000	-	-
7.	SPN110303	Surat Perbendaharaan Negara Seri SPN20110303	04-Mar-10	05-Mar-10	03-Mar-11	-	4,800,000	-	-
8.	SPN110407	Surat Perbendaharaan Negara Seri SPN20110407	08-Apr-10	09-Apr-10	07-Apr-11	-	5,470,000	-	-
9.	SPN110505	Surat Perbendaharaan Negara Seri SPN20110505	06-May-10	07-May-10	05-May-11	-	4,625,000	-	-
							27,295,000	3.93	64
GRAND TOTAL							609,676,727	720.76	48,798

INDONESIA STOCK EXCHANGE MEMBERS

No.	Code	IDX Members, Address	Note *				No.	Code	IDX Members, Address	Note *			
			JV	IM	UW	SB				JV	IM	UW	SB
1	PP	Aldiracita Corpotama Plaza BII Tower II, 32nd Floor Jln. MH. Thamrin No. 51, Kav. 22, Jakarta Pusat Phone : 3983-4551 Fax : 3983-4559	■	■	■	■	7	KC	Asia Kapitalindo Securities Tbk Menara Imperium 12X Floor, Suite C, Metropolitan Kuningan Superblok, Jln. HR. Rasuna Said Kav. 1A, Jakarta - 12980 Phone : 835-4120, 835-4131 Fax : 835-4130	■	■	■	■
Total Trading 2009						Total Trading 2009							
		Volume (Shares) :	5,334,180,046	0.18	87			Volume (Shares) :	7,637,689,121	0.26	78		
		Value (Rupiah) :	3,031,764,223,300	0.16	82			Value (Rupiah) :	5,196,948,098,285	0.27	65		
		Frequency (X) :	101,004	0.24	79			Frequency (X) :	102,950	0.25	78		
2	YO	Amantara Securities Plaza BII Tower III, 11th Floor Jln. MH. Thamrin No. 51, Jakarta - 10350 Phone : 392-9601, 392-9218 Fax : 392-9638, 392-9588	■	■	■	■	8	IP	Asjaya Indosurya Securities Graha Surya, 6th Floor Jln. Setiabudi Selatan I Kav. 9-11, Jakarta - 12920 Phone : 5790-5068 Fax : 5790-4898	■	■	■	■
Total Trading 2009						Total Trading 2009							
		Volume (Shares) :	507,590,348	0.02	113			Volume (Shares) :	21,064,457,000	0.72	46		
		Value (Rupiah) :	371,238,680,400	0.02	111			Value (Rupiah) :	12,017,466,314,000	0.62	48		
		Frequency (X) :	20,907	0.05	108			Frequency (X) :	315,178	0.75	39		
3	FS	AmCapital Indonesia Wisma GKBI 5th Floor, Suite 501 Jln. Jend. Sudirman No. 28 Jakarta - 10220 Phone : 574-2310 Fax : 571-3706	■	■	■	■	9	DX	Bahana Securities Niaga Tower, 18th Floor Jln. Jend. Sudirman Kav. 58, Jakarta - 12190 Phone : 250-5080 Fax : 250-5070, 250-5071	■	■	■	■
Total Trading 2009						Total Trading 2009							
		Volume (Shares) :	21,066,382,000	0.72	45			Volume (Shares) :	30,584,884,944	1.04	28		
		Value (Rupiah) :	17,694,615,810,500	0.91	36			Value (Rupiah) :	39,295,793,150,137	2.01	17		
		Frequency (X) :	270,960	0.65	45			Frequency (X) :	414,594	0.99	30		
4	BJ	Andalan Artha Advisindo Sekuritas Artha Graha Building, 26th Floor Jln. Jend. Sudirman Kav. 52-53, Jakarta Phone : 515-2640, 515-3747 Fax : 515-2644	■	■	■	■	10	BP	Bapindo Bumi Sekuritas Plaza Asia 22nd Fl. Jln. Jend. Sudirman Kav. 59, Jakarta 12910 Phone : 5140-0722, 5140-0724 Fax : 5140-0723	■	■	■	■
Total Trading 2009						Total Trading 2009							
		Volume (Shares) :	12,187,409,327	0.42	64			Volume (Shares) :	3,657,270,409	0.12	93		
		Value (Rupiah) :	12,966,099,823,770	0.66	46			Value (Rupiah) :	2,359,822,885,290	0.12	91		
		Frequency (X) :	187,781	0.45	54			Frequency (X) :	57,299	0.14	92		
5	ID	Anugerah Securindo Indah Komp. Ruko Cempaka Mas, Blok M No. 1, 2, 3 Jln. Letjend. Suprpto, Cempaka Putih, Jakarta Pusat Phone : 4287-2794, 4280-0433 Fax : 4280-0432	■	■	■	■	11	BZ	Batavia Prosperindo Sekuritas Plaza Chase, 12th Floor Jln. Jend. Sudirman Kav. 21, Jakarta - 12920 Phone : 520-7374 Fax : 520-6936	■	■	■	■
Total Trading 2009						Total Trading 2009							
		Volume (Shares) :	14,195,598,910	0.48	60			Volume (Shares) :	22,657,814,310	0.77	39		
		Value (Rupiah) :	4,728,192,864,150	0.24	71			Value (Rupiah) :	13,708,046,167,053	0.70	43		
		Frequency (X) :	290,005	0.69	42			Frequency (X) :	276,441	0.66	43		
6	SH	Artha Securities Indonesia Artha Building Mangga Dua Square Blok F No. 40 Jln. Gunung Sahari Raya, Jakarta - 10730 Phone : 6231-2626 Fax : 6231-2525	■	■	■	■	12	EP	Bhakti Securities Menara Kebon Sirih, 4th - 5th Floor Jln. Kebon Sirih No. 17-19, Jakarta Pusat - 10340 Phone : 392-2000, 392-5000 Fax : 3983-6868	■	■	■	■
Total Trading 2009						Total Trading 2009							
		Volume (Shares) :	25,762,928,550	0.88	33			Volume (Shares) :	45,434,403,580	1.55	22		
		Value (Rupiah) :	13,368,278,079,400	0.69	45			Value (Rupiah) :	16,381,750,124,738	0.84	39		
		Frequency (X) :	307,479	0.73	40			Frequency (X) :	410,019	0.98	32		

Note *): JV: Joint Venture, IM: Investment Manager, UW: Under Writer, SB: Securities Broker

INDONESIA STOCK EXCHANGE MEMBERS

No.	Code	IDX Members, Address	Note *				No.	Code	IDX Members, Address	Note *																																	
			JV	IM	UW	SB				JV	IM	UW	SB																														
13	AR	Bina Artha Parama	■	■	■	■	19	YU	CIMB-GK Securities Indonesia	■	■	■	■																														
Setiabudi Atrium Building, 5th Floor, Suite 502A-503 Jln. HR Rasuna Said Kav. 62, Jakarta - 12920 Phone : 520-6678, 5290-1111, 1112, 521-0340 Fax : 521-0325, 0324, 0326						Indonesia Stock Exchange Building Tower II, 20th Floor Jln. Jend. Sudirman Kav. 52-53, Jakarta - 12190 Phone : 515-1330 Fax : 515-1335, 515-4661																																					
<table border="1"> <thead> <tr> <th></th> <th>Total Trading 2009</th> <th>%</th> <th>Rank</th> </tr> </thead> <tbody> <tr> <td>Volume (Shares)</td> <td>10,695,845,896</td> <td>0.36</td> <td>71</td> </tr> <tr> <td>Value (Rupiah)</td> <td>5,103,194,649,000</td> <td>0.26</td> <td>67</td> </tr> <tr> <td>Frequency (X)</td> <td>183,694</td> <td>0.44</td> <td>56</td> </tr> </tbody> </table>							Total Trading 2009	%	Rank	Volume (Shares)	10,695,845,896	0.36	71	Value (Rupiah)	5,103,194,649,000	0.26	67	Frequency (X)	183,694	0.44	56	<table border="1"> <thead> <tr> <th></th> <th>Total Trading 2009</th> <th>%</th> <th>Rank</th> </tr> </thead> <tbody> <tr> <td>Volume (Shares)</td> <td>90,070,811,932</td> <td>3.07</td> <td>7</td> </tr> <tr> <td>Value (Rupiah)</td> <td>82,408,136,345,013</td> <td>4.23</td> <td>4</td> </tr> <tr> <td>Frequency (X)</td> <td>1,010,865</td> <td>2.41</td> <td>9</td> </tr> </tbody> </table>							Total Trading 2009	%	Rank	Volume (Shares)	90,070,811,932	3.07	7	Value (Rupiah)	82,408,136,345,013	4.23	4	Frequency (X)	1,010,865	2.41	9
	Total Trading 2009	%	Rank																																								
Volume (Shares)	10,695,845,896	0.36	71																																								
Value (Rupiah)	5,103,194,649,000	0.26	67																																								
Frequency (X)	183,694	0.44	56																																								
	Total Trading 2009	%	Rank																																								
Volume (Shares)	90,070,811,932	3.07	7																																								
Value (Rupiah)	82,408,136,345,013	4.23	4																																								
Frequency (X)	1,010,865	2.41	9																																								
14	NI	BNI Securities	■	■	■	■	20	KI	Ciptadana Securities	■	■	■	■																														
Sudirman Plaza Indofood Tower, 16th Floor Jln. Jend. Sudirman Kav. 76-78, Jakarta - 10220 Phone : 2554-3946 Fax : 5793-5831						Plaza ABDA (Plasa Asia), Office Park 2 Jln. Jend. Sudirman Kav. 59, Jakarta 12190 Phone : 2557-4800 Fax : 2557-4842																																					
<table border="1"> <thead> <tr> <th></th> <th>Total Trading 2009</th> <th>%</th> <th>Rank</th> </tr> </thead> <tbody> <tr> <td>Volume (Shares)</td> <td>73,653,408,113</td> <td>2.51</td> <td>10</td> </tr> <tr> <td>Value (Rupiah)</td> <td>34,034,048,977,046</td> <td>1.75</td> <td>20</td> </tr> <tr> <td>Frequency (X)</td> <td>1,573,554</td> <td>3.75</td> <td>4</td> </tr> </tbody> </table>							Total Trading 2009	%	Rank	Volume (Shares)	73,653,408,113	2.51	10	Value (Rupiah)	34,034,048,977,046	1.75	20	Frequency (X)	1,573,554	3.75	4	<table border="1"> <thead> <tr> <th></th> <th>Total Trading 2009</th> <th>%</th> <th>Rank</th> </tr> </thead> <tbody> <tr> <td>Volume (Shares)</td> <td>111,139,768,246</td> <td>3.79</td> <td>5</td> </tr> <tr> <td>Value (Rupiah)</td> <td>54,024,731,757,873</td> <td>2.77</td> <td>9</td> </tr> <tr> <td>Frequency (X)</td> <td>974,451</td> <td>2.32</td> <td>10</td> </tr> </tbody> </table>							Total Trading 2009	%	Rank	Volume (Shares)	111,139,768,246	3.79	5	Value (Rupiah)	54,024,731,757,873	2.77	9	Frequency (X)	974,451	2.32	10
	Total Trading 2009	%	Rank																																								
Volume (Shares)	73,653,408,113	2.51	10																																								
Value (Rupiah)	34,034,048,977,046	1.75	20																																								
Frequency (X)	1,573,554	3.75	4																																								
	Total Trading 2009	%	Rank																																								
Volume (Shares)	111,139,768,246	3.79	5																																								
Value (Rupiah)	54,024,731,757,873	2.77	9																																								
Frequency (X)	974,451	2.32	10																																								
15	BW	BNP Paribas Securities Indonesia	■	■	■	■	21	TA	Citi Pacific Securities	■	■	■	■																														
Menara BCA, 35th Floor, Grand Indonesia Jln. M.H. Thamrin No. 1, Jakarta - 10310 Phone : 2358-6586(General) Fax : 2358-7587 (General)						Plaza BII Menara III, 11th Floor Jln. MH Thamrin No. 51, Jakarta - 10350 Phone : 3983-4668 Fax : 3983-4670																																					
<table border="1"> <thead> <tr> <th></th> <th>Total Trading 2009</th> <th>%</th> <th>Rank</th> </tr> </thead> <tbody> <tr> <td>Volume (Shares)</td> <td>8,566,362,262</td> <td>0.29</td> <td>75</td> </tr> <tr> <td>Value (Rupiah)</td> <td>17,505,394,313,542</td> <td>0.90</td> <td>37</td> </tr> <tr> <td>Frequency (X)</td> <td>168,106</td> <td>0.40</td> <td>61</td> </tr> </tbody> </table>							Total Trading 2009	%	Rank	Volume (Shares)	8,566,362,262	0.29	75	Value (Rupiah)	17,505,394,313,542	0.90	37	Frequency (X)	168,106	0.40	61	<table border="1"> <thead> <tr> <th></th> <th>Total Trading 2009</th> <th>%</th> <th>Rank</th> </tr> </thead> <tbody> <tr> <td>Volume (Shares)</td> <td>5,498,074,000</td> <td>0.19</td> <td>85</td> </tr> <tr> <td>Value (Rupiah)</td> <td>2,215,604,412,000</td> <td>0.11</td> <td>92</td> </tr> <tr> <td>Frequency (X)</td> <td>79,018</td> <td>0.19</td> <td>85</td> </tr> </tbody> </table>							Total Trading 2009	%	Rank	Volume (Shares)	5,498,074,000	0.19	85	Value (Rupiah)	2,215,604,412,000	0.11	92	Frequency (X)	79,018	0.19	85
	Total Trading 2009	%	Rank																																								
Volume (Shares)	8,566,362,262	0.29	75																																								
Value (Rupiah)	17,505,394,313,542	0.90	37																																								
Frequency (X)	168,106	0.40	61																																								
	Total Trading 2009	%	Rank																																								
Volume (Shares)	5,498,074,000	0.19	85																																								
Value (Rupiah)	2,215,604,412,000	0.11	92																																								
Frequency (X)	79,018	0.19	85																																								
16	HK	Brent Securities	■	■	■	■	22	KZ	CLSA Indonesia	■	■	■	■																														
Bapindo Plaza Tower I, 19th Floor Jln. Jend. Sudirman Kav. 54-55, Jakarta - 12190 Phone : 526-6628 Fax : 527-7259						Wisma GKBI, Suite 901 Jln. Jend. Sudirman No. 28, Jakarta - 10210 Phone : 2554-8888 Fax : 574-6922, 574-1555																																					
<table border="1"> <thead> <tr> <th></th> <th>Total Trading 2009</th> <th>%</th> <th>Rank</th> </tr> </thead> <tbody> <tr> <td>Volume (Shares)</td> <td>7,140,024,598</td> <td>0.24</td> <td>80</td> </tr> <tr> <td>Value (Rupiah)</td> <td>3,219,774,042,014</td> <td>0.17</td> <td>81</td> </tr> <tr> <td>Frequency (X)</td> <td>119,029</td> <td>0.28</td> <td>73</td> </tr> </tbody> </table>							Total Trading 2009	%	Rank	Volume (Shares)	7,140,024,598	0.24	80	Value (Rupiah)	3,219,774,042,014	0.17	81	Frequency (X)	119,029	0.28	73	<table border="1"> <thead> <tr> <th></th> <th>Total Trading 2009</th> <th>%</th> <th>Rank</th> </tr> </thead> <tbody> <tr> <td>Volume (Shares)</td> <td>46,451,855,325</td> <td>1.58</td> <td>21</td> </tr> <tr> <td>Value (Rupiah)</td> <td>90,456,771,384,495</td> <td>4.64</td> <td>1</td> </tr> <tr> <td>Frequency (X)</td> <td>556,791</td> <td>1.33</td> <td>19</td> </tr> </tbody> </table>							Total Trading 2009	%	Rank	Volume (Shares)	46,451,855,325	1.58	21	Value (Rupiah)	90,456,771,384,495	4.64	1	Frequency (X)	556,791	1.33	19
	Total Trading 2009	%	Rank																																								
Volume (Shares)	7,140,024,598	0.24	80																																								
Value (Rupiah)	3,219,774,042,014	0.17	81																																								
Frequency (X)	119,029	0.28	73																																								
	Total Trading 2009	%	Rank																																								
Volume (Shares)	46,451,855,325	1.58	21																																								
Value (Rupiah)	90,456,771,384,495	4.64	1																																								
Frequency (X)	556,791	1.33	19																																								
17	RF	Buana Capital	■	■	■	■	23	CS	Credit Suisse Securities Indonesia	■	■	■	■																														
Menara Sudirman, 7th Floor Jln. Jend. Sudirman Kav. 60, Jakarta - 12190 Phone : 522-5103, 7754, 7794, 4936, 7982, 520-4935 Fax : 522-6887						Sampoerna Strategic Square Building Tower B, 23rd Floor Jln. Jend. Sudirman Kav. 45-46, Jakarta - 12930 Phone : 2553-7900 Fax : 2553-7999																																					
<table border="1"> <thead> <tr> <th></th> <th>Total Trading 2009</th> <th>%</th> <th>Rank</th> </tr> </thead> <tbody> <tr> <td>Volume (Shares)</td> <td>13,427,325,710</td> <td>0.46</td> <td>62</td> </tr> <tr> <td>Value (Rupiah)</td> <td>5,415,752,330,850</td> <td>0.28</td> <td>64</td> </tr> <tr> <td>Frequency (X)</td> <td>154,191</td> <td>0.37</td> <td>63</td> </tr> </tbody> </table>							Total Trading 2009	%	Rank	Volume (Shares)	13,427,325,710	0.46	62	Value (Rupiah)	5,415,752,330,850	0.28	64	Frequency (X)	154,191	0.37	63	<table border="1"> <thead> <tr> <th></th> <th>Total Trading 2009</th> <th>%</th> <th>Rank</th> </tr> </thead> <tbody> <tr> <td>Volume (Shares)</td> <td>41,704,675,412</td> <td>1.42</td> <td>23</td> </tr> <tr> <td>Value (Rupiah)</td> <td>81,768,987,442,798</td> <td>4.19</td> <td>5</td> </tr> <tr> <td>Frequency (X)</td> <td>586,741</td> <td>1.40</td> <td>17</td> </tr> </tbody> </table>							Total Trading 2009	%	Rank	Volume (Shares)	41,704,675,412	1.42	23	Value (Rupiah)	81,768,987,442,798	4.19	5	Frequency (X)	586,741	1.40	17
	Total Trading 2009	%	Rank																																								
Volume (Shares)	13,427,325,710	0.46	62																																								
Value (Rupiah)	5,415,752,330,850	0.28	64																																								
Frequency (X)	154,191	0.37	63																																								
	Total Trading 2009	%	Rank																																								
Volume (Shares)	41,704,675,412	1.42	23																																								
Value (Rupiah)	81,768,987,442,798	4.19	5																																								
Frequency (X)	586,741	1.40	17																																								
18	ZR	Bumiputera Capital Indonesia	■	■	■	■	24	OD	Danareksa Sekuritas	■	■	■	■																														
Wisma Bumiputra, 17th Floor Jln. Jend. Sudirman Kav. 75 Jakarta Selatan Phone : 5296-0155 (Hunting), 5296-0150 (Dealer) Fax : 5296-0148, 571-2711						Danareksa Building, 3rd Floor Jln. Medan Merdeka Selatan No. 14, Jakarta - 10110 Phone : 350-9777,350-9888,350-2230 Fax : 350-1724,350-1725																																					
<table border="1"> <thead> <tr> <th></th> <th>Total Trading 2009</th> <th>%</th> <th>Rank</th> </tr> </thead> <tbody> <tr> <td>Volume (Shares)</td> <td>14,690,340,515</td> <td>0.50</td> <td>58</td> </tr> <tr> <td>Value (Rupiah)</td> <td>6,546,551,945,262</td> <td>0.34</td> <td>61</td> </tr> <tr> <td>Frequency (X)</td> <td>238,297</td> <td>0.57</td> <td>47</td> </tr> </tbody> </table>							Total Trading 2009	%	Rank	Volume (Shares)	14,690,340,515	0.50	58	Value (Rupiah)	6,546,551,945,262	0.34	61	Frequency (X)	238,297	0.57	47	<table border="1"> <thead> <tr> <th></th> <th>Total Trading 2009</th> <th>%</th> <th>Rank</th> </tr> </thead> <tbody> <tr> <td>Volume (Shares)</td> <td>114,264,919,416</td> <td>3.89</td> <td>3</td> </tr> <tr> <td>Value (Rupiah)</td> <td>89,411,845,622,047</td> <td>4.58</td> <td>2</td> </tr> <tr> <td>Frequency (X)</td> <td>1,377,403</td> <td>3.28</td> <td>7</td> </tr> </tbody> </table>							Total Trading 2009	%	Rank	Volume (Shares)	114,264,919,416	3.89	3	Value (Rupiah)	89,411,845,622,047	4.58	2	Frequency (X)	1,377,403	3.28	7
	Total Trading 2009	%	Rank																																								
Volume (Shares)	14,690,340,515	0.50	58																																								
Value (Rupiah)	6,546,551,945,262	0.34	61																																								
Frequency (X)	238,297	0.57	47																																								
	Total Trading 2009	%	Rank																																								
Volume (Shares)	114,264,919,416	3.89	3																																								
Value (Rupiah)	89,411,845,622,047	4.58	2																																								
Frequency (X)	1,377,403	3.28	7																																								

Note *): JV: Joint Venture, IM: Investment Manager, UW: Under Writer, SB: Securities Broker

INDONESIA STOCK EXCHANGE MEMBERS

No.	Code	IDX Members, Address	Note *				No.	Code	IDX Members, Address	Note *																																	
			JV	IM	UW	SB				JV	IM	UW	SB																														
25	PF	Danasakti Securities	■	■	■	■	31	SQ	Dinamika Usahajaya	■	■	■	■																														
Jln. Tanah Abang III No. 6 Jakarta Pusat - 10160 Phone : 231-2345 (General) Fax : 231-4880 (general)						Jln. K.S. Tubun II/15 Jakarta Barat - 11410 Phone : 533-0987 (General), 530-3864 (Dealing) Fax : 533-0991																																					
<table border="1"> <thead> <tr> <th></th> <th>Total Trading 2009</th> <th>%</th> <th>Rank</th> </tr> </thead> <tbody> <tr> <td>Volume (Shares)</td> <td>15,433,623,998</td> <td>0.53</td> <td>56</td> </tr> <tr> <td>Value (Rupiah)</td> <td>4,627,850,511,812</td> <td>0.24</td> <td>74</td> </tr> <tr> <td>Frequency (X)</td> <td>109,238</td> <td>0.26</td> <td>75</td> </tr> </tbody> </table>							Total Trading 2009	%	Rank	Volume (Shares)	15,433,623,998	0.53	56	Value (Rupiah)	4,627,850,511,812	0.24	74	Frequency (X)	109,238	0.26	75	<table border="1"> <thead> <tr> <th></th> <th>Total Trading 2009</th> <th>%</th> <th>Rank</th> </tr> </thead> <tbody> <tr> <td>Volume (Shares)</td> <td>4,722,873,000</td> <td>0.16</td> <td>89</td> </tr> <tr> <td>Value (Rupiah)</td> <td>4,028,905,075,000</td> <td>0.21</td> <td>77</td> </tr> <tr> <td>Frequency (X)</td> <td>59,106</td> <td>0.14</td> <td>91</td> </tr> </tbody> </table>							Total Trading 2009	%	Rank	Volume (Shares)	4,722,873,000	0.16	89	Value (Rupiah)	4,028,905,075,000	0.21	77	Frequency (X)	59,106	0.14	91
	Total Trading 2009	%	Rank																																								
Volume (Shares)	15,433,623,998	0.53	56																																								
Value (Rupiah)	4,627,850,511,812	0.24	74																																								
Frequency (X)	109,238	0.26	75																																								
	Total Trading 2009	%	Rank																																								
Volume (Shares)	4,722,873,000	0.16	89																																								
Value (Rupiah)	4,028,905,075,000	0.21	77																																								
Frequency (X)	59,106	0.14	91																																								
26	II	Danatama Makmur	■	■	■	■	32	DS	Dinar Sekuritas	■	■	■	■																														
Danatama Square, Jl. Mega Kuningan Timur Blok C-6/Kav.12 Kawasan Mega Kuningan, Jakarta Phone : 5797-4288(General) Fax : 5797-4289 (General)						Plaza ABDA 9th Floor Jln. Jend. Sudirman Kav. 59, Jakarta - 12920 Phone : 515-0111 Fax : 515-5532																																					
<table border="1"> <thead> <tr> <th></th> <th>Total Trading 2009</th> <th>%</th> <th>Rank</th> </tr> </thead> <tbody> <tr> <td>Volume (Shares)</td> <td>17,089,939,091</td> <td>0.58</td> <td>52</td> </tr> <tr> <td>Value (Rupiah)</td> <td>13,420,072,697,700</td> <td>0.69</td> <td>44</td> </tr> <tr> <td>Frequency (X)</td> <td>40,590</td> <td>0.10</td> <td>99</td> </tr> </tbody> </table>							Total Trading 2009	%	Rank	Volume (Shares)	17,089,939,091	0.58	52	Value (Rupiah)	13,420,072,697,700	0.69	44	Frequency (X)	40,590	0.10	99	<table border="1"> <thead> <tr> <th></th> <th>Total Trading 2009</th> <th>%</th> <th>Rank</th> </tr> </thead> <tbody> <tr> <td>Volume (Shares)</td> <td>2,121,453,762</td> <td>0.07</td> <td>101</td> </tr> <tr> <td>Value (Rupiah)</td> <td>531,541,467,960</td> <td>0.03</td> <td>108</td> </tr> <tr> <td>Frequency (X)</td> <td>6,690</td> <td>0.02</td> <td>113</td> </tr> </tbody> </table>							Total Trading 2009	%	Rank	Volume (Shares)	2,121,453,762	0.07	101	Value (Rupiah)	531,541,467,960	0.03	108	Frequency (X)	6,690	0.02	113
	Total Trading 2009	%	Rank																																								
Volume (Shares)	17,089,939,091	0.58	52																																								
Value (Rupiah)	13,420,072,697,700	0.69	44																																								
Frequency (X)	40,590	0.10	99																																								
	Total Trading 2009	%	Rank																																								
Volume (Shares)	2,121,453,762	0.07	101																																								
Value (Rupiah)	531,541,467,960	0.03	108																																								
Frequency (X)	6,690	0.02	113																																								
27	BO	Danpac Sekuritas	■	■	■	■	33	AG	Dongsuh Securities	■	■	■	■																														
Panin Bank Centre Building, 12th Floor Jln. Jend. Sudirman No. 1 - Senayan, Jakarta - 10270 Phone : 720-1010, 515-0362 - 63 Fax : 720-8729						Times Square Building, 6th D Floor Jln. H.R. Rasuna Said Blok X-1 Kav. 1 - 2, Jakarta - 12950 Phone : 526-1326 Fax : 526-1320																																					
<table border="1"> <thead> <tr> <th></th> <th>Total Trading 2009</th> <th>%</th> <th>Rank</th> </tr> </thead> <tbody> <tr> <td>Volume (Shares)</td> <td>25,327,223,367</td> <td>0.86</td> <td>34</td> </tr> <tr> <td>Value (Rupiah)</td> <td>11,236,174,403,255</td> <td>0.58</td> <td>50</td> </tr> <tr> <td>Frequency (X)</td> <td>205,317</td> <td>0.49</td> <td>51</td> </tr> </tbody> </table>							Total Trading 2009	%	Rank	Volume (Shares)	25,327,223,367	0.86	34	Value (Rupiah)	11,236,174,403,255	0.58	50	Frequency (X)	205,317	0.49	51	<table border="1"> <thead> <tr> <th></th> <th>Total Trading 2009</th> <th>%</th> <th>Rank</th> </tr> </thead> <tbody> <tr> <td>Volume (Shares)</td> <td>11,853,320,568</td> <td>0.40</td> <td>66</td> </tr> <tr> <td>Value (Rupiah)</td> <td>7,159,519,008,100</td> <td>0.37</td> <td>58</td> </tr> <tr> <td>Frequency (X)</td> <td>206,890</td> <td>0.49</td> <td>50</td> </tr> </tbody> </table>							Total Trading 2009	%	Rank	Volume (Shares)	11,853,320,568	0.40	66	Value (Rupiah)	7,159,519,008,100	0.37	58	Frequency (X)	206,890	0.49	50
	Total Trading 2009	%	Rank																																								
Volume (Shares)	25,327,223,367	0.86	34																																								
Value (Rupiah)	11,236,174,403,255	0.58	50																																								
Frequency (X)	205,317	0.49	51																																								
	Total Trading 2009	%	Rank																																								
Volume (Shares)	11,853,320,568	0.40	66																																								
Value (Rupiah)	7,159,519,008,100	0.37	58																																								
Frequency (X)	206,890	0.49	50																																								
28	DP	DBS Vickers Securities Indonesia	■	■	■	■	34	TS	Dwidana Sakti Sekurindo	■	■	■	■																														
Plaza Permata, Top Floor Jln. M.H. Thamrin Kav. 57, Jakarta - 10350 Phone : 3983-2668 Fax : 3983-2669						Wisma Bisnis Indonesia, 15th Floor Jln. Let. Jend. S. Parman Kav. 12, Jakarta Barat - 11480 Phone : 530-7133 Fax : 530-5877																																					
<table border="1"> <thead> <tr> <th></th> <th>Total Trading 2009</th> <th>%</th> <th>Rank</th> </tr> </thead> <tbody> <tr> <td>Volume (Shares)</td> <td>21,334,836,056</td> <td>0.73</td> <td>43</td> </tr> <tr> <td>Value (Rupiah)</td> <td>18,779,057,292,740</td> <td>0.96</td> <td>33</td> </tr> <tr> <td>Frequency (X)</td> <td>272,818</td> <td>0.65</td> <td>44</td> </tr> </tbody> </table>							Total Trading 2009	%	Rank	Volume (Shares)	21,334,836,056	0.73	43	Value (Rupiah)	18,779,057,292,740	0.96	33	Frequency (X)	272,818	0.65	44	<table border="1"> <thead> <tr> <th></th> <th>Total Trading 2009</th> <th>%</th> <th>Rank</th> </tr> </thead> <tbody> <tr> <td>Volume (Shares)</td> <td>10,871,980,700</td> <td>0.37</td> <td>69</td> </tr> <tr> <td>Value (Rupiah)</td> <td>3,800,189,941,464</td> <td>0.19</td> <td>78</td> </tr> <tr> <td>Frequency (X)</td> <td>127,134</td> <td>0.30</td> <td>71</td> </tr> </tbody> </table>							Total Trading 2009	%	Rank	Volume (Shares)	10,871,980,700	0.37	69	Value (Rupiah)	3,800,189,941,464	0.19	78	Frequency (X)	127,134	0.30	71
	Total Trading 2009	%	Rank																																								
Volume (Shares)	21,334,836,056	0.73	43																																								
Value (Rupiah)	18,779,057,292,740	0.96	33																																								
Frequency (X)	272,818	0.65	44																																								
	Total Trading 2009	%	Rank																																								
Volume (Shares)	10,871,980,700	0.37	69																																								
Value (Rupiah)	3,800,189,941,464	0.19	78																																								
Frequency (X)	127,134	0.30	71																																								
29	DB	Deutsche Securities Indonesia	■	■	■	■	35	PI	E-Capital Securities	■	■	■	■																														
Deutsche Bank Building, 6th Floor Jln. Imam Bonjol No. 80, Jakarta - 10310 Phone : 318-9555, 318-9545, 318-9167 Fax : 230-5058, 318-9191, 318-9076						Menara Batavia, 23rd Floor Jln. K.H. Mas Masyur Kav. 126, Jakarta - 10220 Phone : 5793-0078 Fax : 5793-0079																																					
<table border="1"> <thead> <tr> <th></th> <th>Total Trading 2009</th> <th>%</th> <th>Rank</th> </tr> </thead> <tbody> <tr> <td>Volume (Shares)</td> <td>22,011,023,748</td> <td>0.75</td> <td>41</td> </tr> <tr> <td>Value (Rupiah)</td> <td>65,450,425,759,792</td> <td>3.36</td> <td>7</td> </tr> <tr> <td>Frequency (X)</td> <td>439,227</td> <td>1.05</td> <td>28</td> </tr> </tbody> </table>							Total Trading 2009	%	Rank	Volume (Shares)	22,011,023,748	0.75	41	Value (Rupiah)	65,450,425,759,792	3.36	7	Frequency (X)	439,227	1.05	28	<table border="1"> <thead> <tr> <th></th> <th>Total Trading 2009</th> <th>%</th> <th>Rank</th> </tr> </thead> <tbody> <tr> <td>Volume (Shares)</td> <td>8,251,754,548</td> <td>0.28</td> <td>76</td> </tr> <tr> <td>Value (Rupiah)</td> <td>4,850,413,264,620</td> <td>0.25</td> <td>69</td> </tr> <tr> <td>Frequency (X)</td> <td>149,676</td> <td>0.36</td> <td>64</td> </tr> </tbody> </table>							Total Trading 2009	%	Rank	Volume (Shares)	8,251,754,548	0.28	76	Value (Rupiah)	4,850,413,264,620	0.25	69	Frequency (X)	149,676	0.36	64
	Total Trading 2009	%	Rank																																								
Volume (Shares)	22,011,023,748	0.75	41																																								
Value (Rupiah)	65,450,425,759,792	3.36	7																																								
Frequency (X)	439,227	1.05	28																																								
	Total Trading 2009	%	Rank																																								
Volume (Shares)	8,251,754,548	0.28	76																																								
Value (Rupiah)	4,850,413,264,620	0.25	69																																								
Frequency (X)	149,676	0.36	64																																								
30	TX	Dhanawibawa Artha Cemerlang	■	■	■	■	36	ES	Ekokapital Sekuritas	■	■	■	■																														
Indonesia Stock Exchange Building, Tower I, 15th Floor, Suite 1504. Jln. Jend. Sudirman Kav. 52-53, Jakarta - 12190 Phone : 515-1678 - 79 Fax : 515-1681, 515-1226						Griha Gawi, 5th Floor Jln. Setiabudi Selatan Kav. 10, Jakarta - 12920 Phone : 5790-4588, 5790-4580 (Dealing) Fax : 5790-4593, 5790-4919																																					
<table border="1"> <thead> <tr> <th></th> <th>Total Trading 2009</th> <th>%</th> <th>Rank</th> </tr> </thead> <tbody> <tr> <td>Volume (Shares)</td> <td>14,370,945,630</td> <td>0.49</td> <td>59</td> </tr> <tr> <td>Value (Rupiah)</td> <td>4,660,504,858,600</td> <td>0.24</td> <td>73</td> </tr> <tr> <td>Frequency (X)</td> <td>244,959</td> <td>0.58</td> <td>46</td> </tr> </tbody> </table>							Total Trading 2009	%	Rank	Volume (Shares)	14,370,945,630	0.49	59	Value (Rupiah)	4,660,504,858,600	0.24	73	Frequency (X)	244,959	0.58	46	<table border="1"> <thead> <tr> <th></th> <th>Total Trading 2009</th> <th>%</th> <th>Rank</th> </tr> </thead> <tbody> <tr> <td>Volume (Shares)</td> <td>17,426,324,426</td> <td>0.59</td> <td>50</td> </tr> <tr> <td>Value (Rupiah)</td> <td>17,925,702,111,300</td> <td>0.92</td> <td>35</td> </tr> <tr> <td>Frequency (X)</td> <td>180,824</td> <td>0.43</td> <td>57</td> </tr> </tbody> </table>							Total Trading 2009	%	Rank	Volume (Shares)	17,426,324,426	0.59	50	Value (Rupiah)	17,925,702,111,300	0.92	35	Frequency (X)	180,824	0.43	57
	Total Trading 2009	%	Rank																																								
Volume (Shares)	14,370,945,630	0.49	59																																								
Value (Rupiah)	4,660,504,858,600	0.24	73																																								
Frequency (X)	244,959	0.58	46																																								
	Total Trading 2009	%	Rank																																								
Volume (Shares)	17,426,324,426	0.59	50																																								
Value (Rupiah)	17,925,702,111,300	0.92	35																																								
Frequency (X)	180,824	0.43	57																																								

Note *): JV: Joint Venture, IM: Investment Manager, UW: Under Writer, SB: Securities Broker

INDONESIA STOCK EXCHANGE MEMBERS

No.	Code	IDX Members, Address	Note *				No.	Code	IDX Members, Address	Note *																																	
			JV	IM	UW	SB				JV	IM	UW	SB																														
37	BS	Equity Securities Indonesia	■	■	■	■	43	AF	Harita Kencana Securities	■	■	■	■																														
Wisma Sudirman, 14th Floor Jln. Jend. Sudirman Kav. 34, Jakarta - 10220 Phone : 570-0738 Fax : 570-3379, 570-3380						Panin Bank Building, 6th Floor Jln. Jend. Sudirman Kav. 1, Jakarta Phone : 573-5610, 573-5616 Fax : 573-5611, 5151-4661																																					
<table border="1"> <thead> <tr> <th></th> <th>Total Trading 2009</th> <th>%</th> <th>Rank</th> </tr> </thead> <tbody> <tr> <td>Volume (Shares)</td> <td>10,482,341,505</td> <td>0.36</td> <td>72</td> </tr> <tr> <td>Value (Rupiah)</td> <td>4,983,270,933,000</td> <td>0.26</td> <td>68</td> </tr> <tr> <td>Frequency (X)</td> <td>217,283</td> <td>0.52</td> <td>49</td> </tr> </tbody> </table>							Total Trading 2009	%	Rank	Volume (Shares)	10,482,341,505	0.36	72	Value (Rupiah)	4,983,270,933,000	0.26	68	Frequency (X)	217,283	0.52	49	<table border="1"> <thead> <tr> <th></th> <th>Total Trading 2009</th> <th>%</th> <th>Rank</th> </tr> </thead> <tbody> <tr> <td>Volume (Shares)</td> <td>3,110,998,276</td> <td>0.11</td> <td>95</td> </tr> <tr> <td>Value (Rupiah)</td> <td>2,057,647,723,132</td> <td>0.11</td> <td>93</td> </tr> <tr> <td>Frequency (X)</td> <td>43,828</td> <td>0.10</td> <td>98</td> </tr> </tbody> </table>							Total Trading 2009	%	Rank	Volume (Shares)	3,110,998,276	0.11	95	Value (Rupiah)	2,057,647,723,132	0.11	93	Frequency (X)	43,828	0.10	98
	Total Trading 2009	%	Rank																																								
Volume (Shares)	10,482,341,505	0.36	72																																								
Value (Rupiah)	4,983,270,933,000	0.26	68																																								
Frequency (X)	217,283	0.52	49																																								
	Total Trading 2009	%	Rank																																								
Volume (Shares)	3,110,998,276	0.11	95																																								
Value (Rupiah)	2,057,647,723,132	0.11	93																																								
Frequency (X)	43,828	0.10	98																																								
38	AO	Erdikha Elit Sekuritas	■	■	■	■	44	HD	HD Capital Tbk	■	■	■	■																														
SUCACO Building, 3rd Floor Jln. Kebun Sirih No. 71, Jakarta Pusat Phone : 3983-6420, 314-6427, 7634, 310-0525 Fax : 315-2841, 3983-6422						Sona Topas Tower, 11th Floor Jln. Jend. Sudirman Kav. 26, Jakarta - 12920 Phone : 250-6337 (Hunting) Fax : 250-6351 / 52																																					
<table border="1"> <thead> <tr> <th></th> <th>Total Trading 2009</th> <th>%</th> <th>Rank</th> </tr> </thead> <tbody> <tr> <td>Volume (Shares)</td> <td>38,989,072,764</td> <td>1.33</td> <td>24</td> </tr> <tr> <td>Value (Rupiah)</td> <td>18,052,823,181,330</td> <td>0.93</td> <td>34</td> </tr> <tr> <td>Frequency (X)</td> <td>467,605</td> <td>1.11</td> <td>25</td> </tr> </tbody> </table>							Total Trading 2009	%	Rank	Volume (Shares)	38,989,072,764	1.33	24	Value (Rupiah)	18,052,823,181,330	0.93	34	Frequency (X)	467,605	1.11	25	<table border="1"> <thead> <tr> <th></th> <th>Total Trading 2009</th> <th>%</th> <th>Rank</th> </tr> </thead> <tbody> <tr> <td>Volume (Shares)</td> <td>57,487,422,731</td> <td>1.96</td> <td>14</td> </tr> <tr> <td>Value (Rupiah)</td> <td>28,054,162,199,504</td> <td>1.44</td> <td>24</td> </tr> <tr> <td>Frequency (X)</td> <td>465,941</td> <td>1.11</td> <td>26</td> </tr> </tbody> </table>							Total Trading 2009	%	Rank	Volume (Shares)	57,487,422,731	1.96	14	Value (Rupiah)	28,054,162,199,504	1.44	24	Frequency (X)	465,941	1.11	26
	Total Trading 2009	%	Rank																																								
Volume (Shares)	38,989,072,764	1.33	24																																								
Value (Rupiah)	18,052,823,181,330	0.93	34																																								
Frequency (X)	467,605	1.11	25																																								
	Total Trading 2009	%	Rank																																								
Volume (Shares)	57,487,422,731	1.96	14																																								
Value (Rupiah)	28,054,162,199,504	1.44	24																																								
Frequency (X)	465,941	1.11	26																																								
39	YP	eTrading Securities	■	■	■	■	45	HP	Henan Putihrai	■	■	■	■																														
Wisma GKBI, 17th Floor, Suite 1715 Jln. Jend. Sudirman No. 28, Jakarta - 10210 Phone : 574-1442 Fax : 574-1443						Wisma Tamara, 15th Floor, Suite 1504 Jln. Jend. Sudirman Kav. 24, Jakarta Phone : 520-6464 Fax : 520-6797																																					
<table border="1"> <thead> <tr> <th></th> <th>Total Trading 2009</th> <th>%</th> <th>Rank</th> </tr> </thead> <tbody> <tr> <td>Volume (Shares)</td> <td>143,017,458,875</td> <td>4.87</td> <td>1</td> </tr> <tr> <td>Value (Rupiah)</td> <td>70,415,674,293,732</td> <td>3.61</td> <td>6</td> </tr> <tr> <td>Frequency (X)</td> <td>3,912,356</td> <td>9.33</td> <td>1</td> </tr> </tbody> </table>							Total Trading 2009	%	Rank	Volume (Shares)	143,017,458,875	4.87	1	Value (Rupiah)	70,415,674,293,732	3.61	6	Frequency (X)	3,912,356	9.33	1	<table border="1"> <thead> <tr> <th></th> <th>Total Trading 2009</th> <th>%</th> <th>Rank</th> </tr> </thead> <tbody> <tr> <td>Volume (Shares)</td> <td>52,690,953,760</td> <td>1.80</td> <td>17</td> </tr> <tr> <td>Value (Rupiah)</td> <td>23,246,181,438,078</td> <td>1.19</td> <td>26</td> </tr> <tr> <td>Frequency (X)</td> <td>497,329</td> <td>1.19</td> <td>22</td> </tr> </tbody> </table>							Total Trading 2009	%	Rank	Volume (Shares)	52,690,953,760	1.80	17	Value (Rupiah)	23,246,181,438,078	1.19	26	Frequency (X)	497,329	1.19	22
	Total Trading 2009	%	Rank																																								
Volume (Shares)	143,017,458,875	4.87	1																																								
Value (Rupiah)	70,415,674,293,732	3.61	6																																								
Frequency (X)	3,912,356	9.33	1																																								
	Total Trading 2009	%	Rank																																								
Volume (Shares)	52,690,953,760	1.80	17																																								
Value (Rupiah)	23,246,181,438,078	1.19	26																																								
Frequency (X)	497,329	1.19	22																																								
40	EL	Evergreen Capital	■	■	■	■	46	GW	HSBC Securities Indonesia	■	■	■	■																														
Panin Bank Centre, 1st Floor Jln. Jend. Sudirman No. 1, Senayan, Jakarta - 10270 Phone : 573-9510 Fax : 573-9508						World Trade Center Building, 4th Floor Jln. Jend. Sudirman Kav. 29-31, Jakarta - 12920 Phone : 524-6452 Fax : 521-1043																																					
<table border="1"> <thead> <tr> <th></th> <th>Total Trading 2009</th> <th>%</th> <th>Rank</th> </tr> </thead> <tbody> <tr> <td>Volume (Shares)</td> <td>20,475,241,290</td> <td>0.70</td> <td>47</td> </tr> <tr> <td>Value (Rupiah)</td> <td>9,115,226,818,566</td> <td>0.47</td> <td>54</td> </tr> <tr> <td>Frequency (X)</td> <td>237,426</td> <td>0.57</td> <td>48</td> </tr> </tbody> </table>							Total Trading 2009	%	Rank	Volume (Shares)	20,475,241,290	0.70	47	Value (Rupiah)	9,115,226,818,566	0.47	54	Frequency (X)	237,426	0.57	48	<table border="1"> <thead> <tr> <th></th> <th>Total Trading 2009</th> <th>%</th> <th>Rank</th> </tr> </thead> <tbody> <tr> <td>Volume (Shares)</td> <td>22,500</td> <td>0.00</td> <td>117</td> </tr> <tr> <td>Value (Rupiah)</td> <td>133,050,000</td> <td>0.00</td> <td>117</td> </tr> <tr> <td>Frequency (X)</td> <td>8</td> <td>0.00</td> <td>117</td> </tr> </tbody> </table>							Total Trading 2009	%	Rank	Volume (Shares)	22,500	0.00	117	Value (Rupiah)	133,050,000	0.00	117	Frequency (X)	8	0.00	117
	Total Trading 2009	%	Rank																																								
Volume (Shares)	20,475,241,290	0.70	47																																								
Value (Rupiah)	9,115,226,818,566	0.47	54																																								
Frequency (X)	237,426	0.57	48																																								
	Total Trading 2009	%	Rank																																								
Volume (Shares)	22,500	0.00	117																																								
Value (Rupiah)	133,050,000	0.00	117																																								
Frequency (X)	8	0.00	117																																								
41	AY	Finan Corpindo Nusa	■	■	■	■	47	PD	Indo Premier Securities	■	■	■	■																														
Wisma Nusantara, 26th Floor Jln. MH Thamrin Kav. 59, Jakarta - 10350 Phone : 316-1122 Fax : 316-2430						Wisma GKBI, 7th Floor, Suite 718 Jln. Jend. Sudirman No. 28, Jakarta - 10210 Phone : 5793-1168 (Hunting) Fax : 5793-1167																																					
<table border="1"> <thead> <tr> <th></th> <th>Total Trading 2009</th> <th>%</th> <th>Rank</th> </tr> </thead> <tbody> <tr> <td>Volume (Shares)</td> <td>12,380,480,850</td> <td>0.42</td> <td>63</td> </tr> <tr> <td>Value (Rupiah)</td> <td>6,148,491,925,500</td> <td>0.32</td> <td>62</td> </tr> <tr> <td>Frequency (X)</td> <td>146,546</td> <td>0.35</td> <td>66</td> </tr> </tbody> </table>							Total Trading 2009	%	Rank	Volume (Shares)	12,380,480,850	0.42	63	Value (Rupiah)	6,148,491,925,500	0.32	62	Frequency (X)	146,546	0.35	66	<table border="1"> <thead> <tr> <th></th> <th>Total Trading 2009</th> <th>%</th> <th>Rank</th> </tr> </thead> <tbody> <tr> <td>Volume (Shares)</td> <td>140,886,751,892</td> <td>4.80</td> <td>2</td> </tr> <tr> <td>Value (Rupiah)</td> <td>60,354,464,563,402</td> <td>3.09</td> <td>8</td> </tr> <tr> <td>Frequency (X)</td> <td>3,802,213</td> <td>9.06</td> <td>2</td> </tr> </tbody> </table>							Total Trading 2009	%	Rank	Volume (Shares)	140,886,751,892	4.80	2	Value (Rupiah)	60,354,464,563,402	3.09	8	Frequency (X)	3,802,213	9.06	2
	Total Trading 2009	%	Rank																																								
Volume (Shares)	12,380,480,850	0.42	63																																								
Value (Rupiah)	6,148,491,925,500	0.32	62																																								
Frequency (X)	146,546	0.35	66																																								
	Total Trading 2009	%	Rank																																								
Volume (Shares)	140,886,751,892	4.80	2																																								
Value (Rupiah)	60,354,464,563,402	3.09	8																																								
Frequency (X)	3,802,213	9.06	2																																								
42	PC	First Asia Capital	■	■	■	■	48	BD	Indomitra Securities	■	■	■	■																														
Panin Bank Centre, 3rd Floor Jln. Jend. Sudirman No. 1, Senayan, Jakarta - 10340 Phone : 720-1009 (Hunting) Fax : 571-0895						Wira Usaha Building, 4th Floor Jln. H.R. Rasuna Said Kav. C-5, Jakarta - 12940 Phone : 522-9073 Fax : 522-9081																																					
<table border="1"> <thead> <tr> <th></th> <th>Total Trading 2009</th> <th>%</th> <th>Rank</th> </tr> </thead> <tbody> <tr> <td>Volume (Shares)</td> <td>10,700,540,394</td> <td>0.36</td> <td>70</td> </tr> <tr> <td>Value (Rupiah)</td> <td>4,846,181,719,400</td> <td>0.25</td> <td>70</td> </tr> <tr> <td>Frequency (X)</td> <td>169,453</td> <td>0.40</td> <td>59</td> </tr> </tbody> </table>							Total Trading 2009	%	Rank	Volume (Shares)	10,700,540,394	0.36	70	Value (Rupiah)	4,846,181,719,400	0.25	70	Frequency (X)	169,453	0.40	59	<table border="1"> <thead> <tr> <th></th> <th>Total Trading 2009</th> <th>%</th> <th>Rank</th> </tr> </thead> <tbody> <tr> <td>Volume (Shares)</td> <td>23,821,829,068</td> <td>0.81</td> <td>37</td> </tr> <tr> <td>Value (Rupiah)</td> <td>10,577,279,082,960</td> <td>0.54</td> <td>51</td> </tr> <tr> <td>Frequency (X)</td> <td>321,471</td> <td>0.77</td> <td>37</td> </tr> </tbody> </table>							Total Trading 2009	%	Rank	Volume (Shares)	23,821,829,068	0.81	37	Value (Rupiah)	10,577,279,082,960	0.54	51	Frequency (X)	321,471	0.77	37
	Total Trading 2009	%	Rank																																								
Volume (Shares)	10,700,540,394	0.36	70																																								
Value (Rupiah)	4,846,181,719,400	0.25	70																																								
Frequency (X)	169,453	0.40	59																																								
	Total Trading 2009	%	Rank																																								
Volume (Shares)	23,821,829,068	0.81	37																																								
Value (Rupiah)	10,577,279,082,960	0.54	51																																								
Frequency (X)	321,471	0.77	37																																								

Note *): JV: Joint Venture, IM: Investment Manager, UW: Under Writer, SB: Securities Broker

INDONESIA STOCK EXCHANGE MEMBERS

No.	Code	IDX Members, Address	Note *				No.	Code	IDX Members, Address	Note *			
			JV	IM	UW	SB				JV	IM	UW	SB
49	IU	Inovasi Utama Sekurindo	■	■	■	■	55	BK	JP Morgan Securities Indonesia	■	■	■	■
		Jln. Persatuan Guru No. 41A/168 Cideng Timur, Jakarta Pusat Phone : 385-3363 Fax : 385-3362							The Energy Building 6th Fl. SCBD Lot 11 A Jln. Jend. Sudirman Kav. 52-53, Jakarta - 12920 Phone : 5291-8181 Fax : 5291-88266				
		Total Trading 2009	%	Rank					Total Trading 2009	%	Rank		
		Volume (Shares) :	4,085,183,668	0.14	91					Volume (Shares) :	16,693,664,422	0.57	54
		Value (Rupiah) :	1,543,391,695,200	0.08	94					Value (Rupiah) :	43,658,991,663,820	2.24	16
		Frequency (X) :	106,119	0.25	77					Frequency (X) :	298,237	0.71	41
50	BF	Intifikasa Sekurindo	■	■	■	■	56	AD	Kapita Sekurindo	■	■	■	■
		Menara Batavia, 23rd Floor Jln. KH Mas Mansyur Kav. 125-126, Jakarta - 10220 Phone : 5793-0080 Fax : 5793-0090							The City Tower 19th Fl. Jln. M.H. Thamrin No. 81, Jakarta 10350 Phone : 3199-6276, 3199-6270 Fax : 3483-4863				
		Total Trading 2009	%	Rank					Total Trading 2009	%	Rank		
		Volume (Shares) :	2,381,324,354	0.08	100					Volume (Shares) :	6,740,360,076	0.23	82
		Value (Rupiah) :	1,117,386,660,740	0.06	100					Value (Rupiah) :	2,834,846,011,800	0.15	84
		Frequency (X) :	30,799	0.07	101					Frequency (X) :	66,615	0.16	88
51	IT	Intiteladan Arthaswadaya	■	■	■	■	57	YB	Kapitalindo Utama	■	■	■	■
		Berca Indonesia Building, 4th Floor, Suite 402 Jln. Palmerah Utara No. 14, Jakarta Barat - 11480 Phone : 532-4985, 532-4987 Fax : 534-7587							Menara Thamrin, 2nd Floor Suite 203 Jln. M.H. Thamrin Kav. 3, Jakarta 10250 Phone : 230-1860 (General & Admin), 230-1861 (Dealing) Fax : 230-1862				
		Total Trading 2009	%	Rank					Total Trading 2009	%	Rank		
		Volume (Shares) :	1,676,729,872	0.06	103					Volume (Shares) :	3,007,933,516	0.10	97
		Value (Rupiah) :	756,253,015,770	0.04	105					Value (Rupiah) :	1,286,421,907,900	0.07	97
		Frequency (X) :	44,221	0.11	97					Frequency (X) :	61,912	0.15	89
52	IN	Investindo Nusantara Sekuritas	■	■	■	■	58	ZP	Kim Eng Securities	■	■	■	■
		Plaza ABDA, 17th Floor Jln. Jend. Sudirman Kav. 59, Jakarta Selatan - 12190 Phone : 515-0817 Fax : 5140-1616 (General)							Plaza Bapindo - Citibank Tower 17th Fl. Jln. Jend. Sudirman Kav. 54-55, Jakarta - 12190 Phone : 2557-1188 (General) Fax : 2557-1189				
		Total Trading 2009	%	Rank					Total Trading 2009	%	Rank		
		Volume (Shares) :	46,754,090,315	1.59	20					Volume (Shares) :	88,983,709,687	3.03	8
		Value (Rupiah) :	17,251,604,950,450	0.88	38					Value (Rupiah) :	82,787,147,807,976	4.24	3
		Frequency (X) :	564,984	1.35	18					Frequency (X) :	1,399,126	3.33	6
53	WW	Jakarta Securities	■	■	■	■	59	KS	Kresna Graha Sekurindo Tbk	■	■	■	■
		Wisma Nusantara, 26th Floor Jln. M. H. Thamrin Kav. 59, Jakarta 10350 Phone : 390-2789 Fax : 390-2723							Indonesia Stock Exchange Building, Tower I, 30th Floor Jln. Jend. Sudirman Kav. 52-53, Jakarta - 12190 Phone : 515-2889, 515-2595, 515-2606 Fax : 515-5280				
		Total Trading 2009	%	Rank					Total Trading 2009	%	Rank		
		Volume (Shares) :	22,540,526,098	0.77	40					Volume (Shares) :	24,061,002,353	0.82	36
		Value (Rupiah) :	7,070,841,303,530	0.36	59					Value (Rupiah) :	16,217,379,065,800	0.83	40
		Frequency (X) :	180,446	0.43	58					Frequency (X) :	449,911	1.07	27
54	FM	JJ NAB Capital Tbk	■	■	■	■	60	YJ	Lautandhana Sekurindo	■	■	■	■
		Jln. Sungai Gerong No. 8 - 10 Jakarta - 10230 Phone : 390-1138, 390-1139 Fax : 390-1140							Wisma Kyoei Prince, 15th Floor Jln. Jend. Sudirman Kav. 3, Jakarta - 10220 Phone : 5785-1818 (General), 5785-1888 (Dealing) Fax : 5785-1637				
		Total Trading 2009	%	Rank					Total Trading 2009	%	Rank		
		Volume (Shares) :	6,969,261,832	0.24	81					Volume (Shares) :	113,961,027,919	3.88	4
		Value (Rupiah) :	2,888,370,783,580	0.15	83					Value (Rupiah) :	43,769,727,690,800	2.24	15
		Frequency (X) :	108,513	0.26	76					Frequency (X) :	952,991	2.27	11

Note *): JV: Joint Venture, IM: Investment Manager, UW: Under Writer, SB: Securities Broker

INDONESIA STOCK EXCHANGE MEMBERS

No.	Code	IDX Members, Address	Note *				No.	Code	IDX Members, Address	Note *			
			JV	IM	UW	SB				JV	IM	UW	SB
61	RX	Macquarie Capital Securities Indonesia ■ ■ ■ ■					67	AH	Makinta Securities ■ ■ ■ ■				
		Indonesia Stock Exchange Building Tower I, 8th Floor Jln. Jend. Sudirman Kav. 52-53, Jakarta - 12190 Phone : 515-1818, 515-7360, 515-7370 Fax : 515-1212							Plaza ABDA, 23rd Floor Jln. Jend. Sudirman Kav. 59, Jakarta - 12190 Phone : 5140-1133, 5140-2533 Fax : 5140-1599, 5140-2535				
		Total Trading 2009	%	Rank				Total Trading 2009	%	Rank			
		Volume (Shares) :	21,455,767,512	0.73	42			Volume (Shares) :	6,482,607,194	0.22	83		
		Value (Rupiah) :	51,497,224,509,496	2.64	12			Value (Rupiah) :	2,733,034,363,090	0.14	86		
		Frequency (X) :	343,556	0.82	35			Frequency (X) :	45,014	0.11	96		
62	KW	Madani Securities ■ ■ ■ ■					68	CC	Mandiri Sekuritas ■ ■ ■ ■				
		Menara Prima 25th Floor Jln. Lingkar Mega Kuningan Blok 6.2, Jakarta - 12950 Phone : 5794-8170 Fax : 5794-8171							Plaza Mandiri, 28th Floor Jln. Gatot Subroto Kav. 36-38, Jakarta - 12190 Phone : 526-3445 (General), 572-5375 (Dealing Room) Fax : 526-3448 (General), 526-3521				
		Total Trading 2009	%	Rank				Total Trading 2009	%	Rank			
		Volume (Shares) :	7,144,938,066	0.24	79			Volume (Shares) :	72,685,790,990	2.48	12		
		Value (Rupiah) :	2,630,895,837,522	0.13	89			Value (Rupiah) :	44,097,051,802,462	2.26	14		
		Frequency (X) :	130,224	0.31	70			Frequency (X) :	796,760	1.90	13		
63	XL	Mahakarya Artha Securities ■ ■ ■ ■					69	DM	Masindo Artha Securities ■ ■ ■ ■				
		Menara Batavia, 9th Floor Jln. Kyai Haji Mas Mansyur Kav. 126 Jakarta - 10220 Phone : 572-4770 Fax : 572-4760							Jln. Sisingamangaraja No. 12 Kebayoran Baru, Jakarta - 12110 Phone : 7279-2999 Fax : 739-8250				
		Total Trading 2009	%	Rank				Total Trading 2009	%	Rank			
		Volume (Shares) :	23,458,786,500	0.80	38			Volume (Shares) :	2,536,002,230	0.09	99		
		Value (Rupiah) :	19,397,285,420,000	0.99	30			Value (Rupiah) :	1,039,237,724,800	0.05	101		
		Frequency (X) :	199,996	0.48	52			Frequency (X) :	47,895	0.11	95		
64	MK	Mahanusa Securities ■ ■ ■ ■					70	CD	Mega Capital Indonesia ■ ■ ■ ■				
		Menara Sudirman Building, 19th Floor Jln. Jend. Sudirman Kav. 60 Jakarta - 12190 Phone : 522-6668 Fax : 522-6669							Menara Bank Mega, 2nd Floor Jln. Kapten P. Tendean Kav. 12-14A, Jakarta - 12790 Phone : 7917-5599 Fax : 7919-3900				
		Total Trading 2009	%	Rank				Total Trading 2009	%	Rank			
		Volume (Shares) :	1,299,843,612	0.04	106			Volume (Shares) :	29,928,908,027	1.02	29		
		Value (Rupiah) :	1,211,895,892,020	0.06	98			Value (Rupiah) :	19,248,513,634,530	0.99	31		
		Frequency (X) :	16,542	0.04	111			Frequency (X) :	433,785	1.03	29		
65	GI	Mahastra Capital ■ ■ ■ ■					71	FO	Mentari Securindo ■ ■ ■ ■				
		Wisma Budi, 7th Floor, Suite 701 Jln. H.R. Rasuna Said Kav. C-6, Jakarta - 12920 Phone : 522-5690, 526-8185 Fax : 526-5758, 526-2970							Komp. Graha Kencana Blok CK Jln. Raya Perjuangan No. 88 Kebon Jeruk, Jakarta Barat 11530 Phone : 532-5894 Fax : 532-5895				
		Total Trading 2009	%	Rank				Total Trading 2009	%	Rank			
		Volume (Shares) :	3,053,718,240	0.10	96			Volume (Shares) :	-	-	119		
		Value (Rupiah) :	1,459,895,887,840	0.07	95			Value (Rupiah) :	-	-	119		
		Frequency (X) :	55,697	0.13	93			Frequency (X) :	-	-	119		
66	DD	Makindo Securities ■ ■ ■ ■					72	ML	Merrill Lynch Indonesia ■ ■ ■ ■				
		Wisma GKBI, 38th Floor Jln. Jend. Sudirman Kav. 28, Jakarta - 10210 Phone : 572-2111, 572-7111 Fax : 572-2751							Indonesia Stock Exchange Building Tower I, 18th Floor Jln. Jend. Sudirman Kav. 52-53, Jakarta - 12190 Phone : 515-0888 Fax : 515-8678, 515-0939				
		Total Trading 2009	%	Rank				Total Trading 2009	%	Rank			
		Volume (Shares) :	1,083,899,144	0.04	108			Volume (Shares) :	17,413,424,530	0.59	51		
		Value (Rupiah) :	519,089,135,200	0.03	109			Value (Rupiah) :	39,041,416,921,550	2.00	18		
		Frequency (X) :	18,136	0.04	109			Frequency (X) :	605,148	1.44	16		

Note *): JV: Joint Venture, IM: Investment Manager, UW: Under Writer, SB: Securities Broker

INDONESIA STOCK EXCHANGE MEMBERS

No.	Code	IDX Members, Address	Note *				No.	Code	IDX Members, Address	Note *			
			JV	IM	UW	SB				JV	IM	UW	SB
73	SM	Millenium Danatama Sekuritas	■	■	■	■	79	FG	Nomura Indonesia	■	■	■	■
		Ruko Mediterania II Blok N 8 No. N-P Pantai Indah Kapuk, Jakarta Utara - 14460 Phone : 5596-6588 Fax : 5596-6587							Bank Perdanania, 7th Floor Jln. Jend. Sudirman Kav. 40-41, Jakarta - 10210 Phone : 571-8888, 571-8859 Fax : 571-8881				
		Total Trading 2009							Total Trading 2009				
		Volume (Shares) :	27,190,460,912	0.93	32				Volume (Shares) :	1,500	0.00	118	
		Value (Rupiah) :	9,592,392,418,437	0.49	52				Value (Rupiah) :	3,080,000	0.00	118	
		Frequency (X) :	316,209	0.75	38				Frequency (X) :	3	0.00	118	
74	MU	Minna Padi Investama	■	■	■	■	80	CM	Optima Kharya Capital Securities	■	■	■	■
		Plaza Lippo, 11th Floor Jln. Jend. Sudirman Kav. 25, Jakarta - 12920 Phone : 525-5555, 525-6666 Fax : 527-1527							Menara Rajawali, 22rd Floor Kawasan Mega Kuningan, Jakarta 12950 Phone : 5795-0101 (General), 576-3322 (Dealing) Fax : 576-3345				
		Total Trading 2009							Total Trading 2009				
		Volume (Shares) :	16,185,931,932	0.55	55				Volume (Shares) :	28,270,478,597	0.96	31	
		Value (Rupiah) :	4,371,454,245,524	0.22	76				Value (Rupiah) :	11,819,323,365,210	0.61	49	
		Frequency (X) :	98,828	0.24	81				Frequency (X) :	365,623	0.87	33	
75	LH	NC Securities	■	■	■	■	81	DR	OSK Nusadana Securities	■	■	■	■
		Menara Karya 6th Floor Jln. HR Rasuna Said Blok X-5 Kav. 1-2, Jakarta 12950 Phone : 2554-6700 Fax : 5794-4700							Plaza Lippo, 14th Floor Suite 1401 Jln. Jend. Sudirman Kav. 25, Jakarta - 12920 Phone : 520-4599 (Hunting), 520-4955 Fax : 520-4598				
		Total Trading 2009							Total Trading 2009				
		Volume (Shares) :	1,542,319,770	0.05	104				Volume (Shares) :	33,688,844,402	1.15	26	
		Value (Rupiah) :	942,934,249,100	0.05	103				Value (Rupiah) :	21,215,722,723,460	1.09	29	
		Frequency (X) :	21,356	0.05	107				Frequency (X) :	513,412	1.22	21	
76	OK	Net Sekuritas	■	■	■	■	82	BM	Overseas Securities	■	■	■	■
		Sudirman Plaza - Indofood Tower 17th Floor Jln. Jend. Sudirman Kav. 76-78, Jakarta - 12910 Phone : 5793-9929 Fax : 5793-9919							Mandiri Tower, 16th Floor Jln. Jend. Sudirman Kav. 54 - 55, Jakarta - 12190 Phone : 527-7008 Fax : 527-7009				
		Total Trading 2009							Total Trading 2009				
		Volume (Shares) :	6,356,673,973	0.22	84				Volume (Shares) :	25,281,684,000	0.86	35	
		Value (Rupiah) :	3,713,957,372,620	0.19	79				Value (Rupiah) :	9,566,709,946,500	0.49	53	
		Frequency (X) :	94,779	0.23	83				Frequency (X) :	148,710	0.35	65	
77	RB	Nikko Securities Indonesia	■	■	■	■	83	IH	Pacific 2000 Securities	■	■	■	■
		Wisma Indocement, 3rd Floor Jln. Jend. Sudirman Kav. 70-71, Jakarta - 12910 Phone : 251-0125 Fax : 251-0126							Wisma Standard Chartered, 18th Floor Jln. Jend. Sudirman Kav. 33 A, Jakarta - 10220 Phone : 573-2635, 573-2636 Fax : 574-5864, 573-2639				
		Total Trading 2009							Total Trading 2009				
		Volume (Shares) :	1,311,519,379	0.04	105				Volume (Shares) :	1,150,650,100	0.04	107	
		Value (Rupiah) :	1,121,569,224,100	0.06	99				Value (Rupiah) :	679,104,025,000	0.03	106	
		Frequency (X) :	16,870	0.04	110				Frequency (X) :	30,045	0.07	104	
78	RO	NISP Sekuritas	■	■	■	■	84	AP	Pacific Capital	■	■	■	■
		Puri Imperium Office Plaza Unit 6 No. 2 - 3 - 5 Jln. Kuningan Madya Kav. 5-6, Jakarta - 12980 Phone : 8379-5239 Fax : 8379-5240							Sona Topas Tower, 18th Floor Jln. Jend. Sudirman Kav. 26, Jakarta - 12920 Phone : 252-4930 (General), 252-4960 (Dealing) Fax : Fax. 252-4931				
		Total Trading 2009							Total Trading 2009				
		Volume (Shares) :	4,493,634,789	0.15	90				Volume (Shares) :	4,871,100,524	0.17	88	
		Value (Rupiah) :	2,707,416,742,472	0.14	87				Value (Rupiah) :	2,655,365,968,469	0.14	88	
		Frequency (X) :	71,436	0.17	86				Frequency (X) :	100,128	0.24	80	

Note *): JV: Joint Venture, IM: Investment Manager, UW: Under Writer, SB: Securities Broker

INDONESIA STOCK EXCHANGE MEMBERS

No.	Code	IDX Members, Address	Note *				No.	Code	IDX Members, Address	Note *																																	
			JV	IM	UW	SB				JV	IM	UW	SB																														
85	PG	Panca Global Securities Tbk	■	■	■	■	91	PK	Pratama Capital Indonesia	■	■	■	■																														
Indonesia Stock Exchange Tower I, 17th Suite 1706A Jln. Jend. Sudirman Kav. 52-53, Jakarta - 12190 Phone : 515-5456 Fax : 515-5466						Bapindo Plaza, Citibank Tower, 20th Floor Jln. Jend. Sudirman Kav. 54 - 55, Jakarta - 12190 Phone : 527-5636, 527-6212 Fax : 527-5573																																					
<table border="1"> <thead> <tr> <th></th> <th>Total Trading 2009</th> <th>%</th> <th>Rank</th> </tr> </thead> <tbody> <tr> <td>Volume (Shares)</td> <td>10,941,271,238</td> <td>0.37</td> <td>68</td> </tr> <tr> <td>Value (Rupiah)</td> <td>4,699,015,168,914</td> <td>0.24</td> <td>72</td> </tr> <tr> <td>Frequency (X)</td> <td>109,793</td> <td>0.26</td> <td>74</td> </tr> </tbody> </table>							Total Trading 2009	%	Rank	Volume (Shares)	10,941,271,238	0.37	68	Value (Rupiah)	4,699,015,168,914	0.24	72	Frequency (X)	109,793	0.26	74	<table border="1"> <thead> <tr> <th></th> <th>Total Trading 2009</th> <th>%</th> <th>Rank</th> </tr> </thead> <tbody> <tr> <td>Volume (Shares)</td> <td>15,018,844,764</td> <td>0.51</td> <td>57</td> </tr> <tr> <td>Value (Rupiah)</td> <td>7,531,600,580,040</td> <td>0.39</td> <td>55</td> </tr> <tr> <td>Frequency (X)</td> <td>168,356</td> <td>0.40</td> <td>60</td> </tr> </tbody> </table>							Total Trading 2009	%	Rank	Volume (Shares)	15,018,844,764	0.51	57	Value (Rupiah)	7,531,600,580,040	0.39	55	Frequency (X)	168,356	0.40	60
	Total Trading 2009	%	Rank																																								
Volume (Shares)	10,941,271,238	0.37	68																																								
Value (Rupiah)	4,699,015,168,914	0.24	72																																								
Frequency (X)	109,793	0.26	74																																								
	Total Trading 2009	%	Rank																																								
Volume (Shares)	15,018,844,764	0.51	57																																								
Value (Rupiah)	7,531,600,580,040	0.39	55																																								
Frequency (X)	168,356	0.40	60																																								
86	GR	Panin Sekuritas Tbk	■	■	■	■	92	XC	Primasia Securities	■	■	■	■																														
Indonesia Stock Exchange Building, Tower 2, Suite 1705 Jln. Jend. Sudirman Kav. 52-53, Jakarta - 12190 Phone : 515-3055 Fax : 515-3061						Wisma Argo Manunggal Building, 6th Floor Jln. Jend. Gatot Subroto Kav. 22, Jakarta - 12930 Phone : 252-0032, 0117, 1538, 515-0573 - 74 Fax : 252-0127																																					
<table border="1"> <thead> <tr> <th></th> <th>Total Trading 2009</th> <th>%</th> <th>Rank</th> </tr> </thead> <tbody> <tr> <td>Volume (Shares)</td> <td>48,681,245,292</td> <td>1.66</td> <td>18</td> </tr> <tr> <td>Value (Rupiah)</td> <td>22,958,644,684,188</td> <td>1.18</td> <td>28</td> </tr> <tr> <td>Frequency (X)</td> <td>808,412</td> <td>1.93</td> <td>12</td> </tr> </tbody> </table>							Total Trading 2009	%	Rank	Volume (Shares)	48,681,245,292	1.66	18	Value (Rupiah)	22,958,644,684,188	1.18	28	Frequency (X)	808,412	1.93	12	<table border="1"> <thead> <tr> <th></th> <th>Total Trading 2009</th> <th>%</th> <th>Rank</th> </tr> </thead> <tbody> <tr> <td>Volume (Shares)</td> <td>11,768,756,702</td> <td>0.40</td> <td>67</td> </tr> <tr> <td>Value (Rupiah)</td> <td>5,887,627,223,100</td> <td>0.30</td> <td>63</td> </tr> <tr> <td>Frequency (X)</td> <td>134,094</td> <td>0.32</td> <td>68</td> </tr> </tbody> </table>							Total Trading 2009	%	Rank	Volume (Shares)	11,768,756,702	0.40	67	Value (Rupiah)	5,887,627,223,100	0.30	63	Frequency (X)	134,094	0.32	68
	Total Trading 2009	%	Rank																																								
Volume (Shares)	48,681,245,292	1.66	18																																								
Value (Rupiah)	22,958,644,684,188	1.18	28																																								
Frequency (X)	808,412	1.93	12																																								
	Total Trading 2009	%	Rank																																								
Volume (Shares)	11,768,756,702	0.40	67																																								
Value (Rupiah)	5,887,627,223,100	0.30	63																																								
Frequency (X)	134,094	0.32	68																																								
87	PS	Paramitra Alfa Sekuritas	■	■	■	■	93	QA	Prime Capital Securities	■	■	■	■																														
Cyber 2 Tower 20th Floor, Suite 2001 Jln. H.R. Rasuna Said Blok X-5 No. 13, Jakarta 12950 Phone : 3002-6700 Fax : 3002-6710						Permata Kuningan Building 11th Fl. Jln. Kuningan Mulia Kav. 9C Guntur Setia Budi, Jakarta Phone : 835-5678 (general), 837-80797 (Dealing) Fax : 835-2000																																					
<table border="1"> <thead> <tr> <th></th> <th>Total Trading 2009</th> <th>%</th> <th>Rank</th> </tr> </thead> <tbody> <tr> <td>Volume (Shares)</td> <td>3,826,030,026</td> <td>0.13</td> <td>92</td> </tr> <tr> <td>Value (Rupiah)</td> <td>2,486,945,437,400</td> <td>0.13</td> <td>90</td> </tr> <tr> <td>Frequency (X)</td> <td>61,362</td> <td>0.15</td> <td>90</td> </tr> </tbody> </table>							Total Trading 2009	%	Rank	Volume (Shares)	3,826,030,026	0.13	92	Value (Rupiah)	2,486,945,437,400	0.13	90	Frequency (X)	61,362	0.15	90	<table border="1"> <thead> <tr> <th></th> <th>Total Trading 2009</th> <th>%</th> <th>Rank</th> </tr> </thead> <tbody> <tr> <td>Volume (Shares)</td> <td>18,240,263,500</td> <td>0.62</td> <td>48</td> </tr> <tr> <td>Value (Rupiah)</td> <td>7,447,327,287,500</td> <td>0.38</td> <td>56</td> </tr> <tr> <td>Frequency (X)</td> <td>185,960</td> <td>0.44</td> <td>55</td> </tr> </tbody> </table>							Total Trading 2009	%	Rank	Volume (Shares)	18,240,263,500	0.62	48	Value (Rupiah)	7,447,327,287,500	0.38	56	Frequency (X)	185,960	0.44	55
	Total Trading 2009	%	Rank																																								
Volume (Shares)	3,826,030,026	0.13	92																																								
Value (Rupiah)	2,486,945,437,400	0.13	90																																								
Frequency (X)	61,362	0.15	90																																								
	Total Trading 2009	%	Rank																																								
Volume (Shares)	18,240,263,500	0.62	48																																								
Value (Rupiah)	7,447,327,287,500	0.38	56																																								
Frequency (X)	185,960	0.44	55																																								
88	KK	Phillip Securities Indonesia	■	■	■	■	94	RG	Profindo International Securities	■	■	■	■																														
ANZ Tower level 23B Jln. Jend. Sudirman Kav. 33A, Jakarta 10220 Phone : 5790-0800 Fax : 5790-0809						Permata Kuningan Building 19th Fl. Jln. Kuningan Mulia Kav. 9C Guntur Setia Budi, Jakarta Phone : 8378-0888 - 60 Fax : 8378-0889																																					
<table border="1"> <thead> <tr> <th></th> <th>Total Trading 2009</th> <th>%</th> <th>Rank</th> </tr> </thead> <tbody> <tr> <td>Volume (Shares)</td> <td>86,139,212,526</td> <td>2.93</td> <td>9</td> </tr> <tr> <td>Value (Rupiah)</td> <td>53,357,512,196,460</td> <td>2.74</td> <td>10</td> </tr> <tr> <td>Frequency (X)</td> <td>1,596,417</td> <td>3.81</td> <td>3</td> </tr> </tbody> </table>							Total Trading 2009	%	Rank	Volume (Shares)	86,139,212,526	2.93	9	Value (Rupiah)	53,357,512,196,460	2.74	10	Frequency (X)	1,596,417	3.81	3	<table border="1"> <thead> <tr> <th></th> <th>Total Trading 2009</th> <th>%</th> <th>Rank</th> </tr> </thead> <tbody> <tr> <td>Volume (Shares)</td> <td>322,730,160</td> <td>0.01</td> <td>114</td> </tr> <tr> <td>Value (Rupiah)</td> <td>148,052,051,559</td> <td>0.01</td> <td>114</td> </tr> <tr> <td>Frequency (X)</td> <td>6,017</td> <td>0.01</td> <td>115</td> </tr> </tbody> </table>							Total Trading 2009	%	Rank	Volume (Shares)	322,730,160	0.01	114	Value (Rupiah)	148,052,051,559	0.01	114	Frequency (X)	6,017	0.01	115
	Total Trading 2009	%	Rank																																								
Volume (Shares)	86,139,212,526	2.93	9																																								
Value (Rupiah)	53,357,512,196,460	2.74	10																																								
Frequency (X)	1,596,417	3.81	3																																								
	Total Trading 2009	%	Rank																																								
Volume (Shares)	322,730,160	0.01	114																																								
Value (Rupiah)	148,052,051,559	0.01	114																																								
Frequency (X)	6,017	0.01	115																																								
89	AT	Phintraco Securities	■	■	■	■	95	HG	RBS Asia Securities Indonesia	■	■	■	■																														
East Tower 16th Fl. Jl. Lingkar Mega Kuningan Kav. E3.2 No. 1, Jakarta 12950 Phone : 2555-6138 Fax : 2555-6139						Indonesia Stock Exchange Building, Tower II 10th Floor Jln. Jend. Sudirman Kav. 52-53, Jakarta - 12190 Phone : 515-1880, 6080, 1881, 6089 Fax : 515-1890, 6088, 1909, 6082																																					
<table border="1"> <thead> <tr> <th></th> <th>Total Trading 2009</th> <th>%</th> <th>Rank</th> </tr> </thead> <tbody> <tr> <td>Volume (Shares)</td> <td>2,973,510,834</td> <td>0.10</td> <td>98</td> </tr> <tr> <td>Value (Rupiah)</td> <td>1,021,673,428,350</td> <td>0.05</td> <td>102</td> </tr> <tr> <td>Frequency (X)</td> <td>36,949</td> <td>0.09</td> <td>100</td> </tr> </tbody> </table>							Total Trading 2009	%	Rank	Volume (Shares)	2,973,510,834	0.10	98	Value (Rupiah)	1,021,673,428,350	0.05	102	Frequency (X)	36,949	0.09	100	<table border="1"> <thead> <tr> <th></th> <th>Total Trading 2009</th> <th>%</th> <th>Rank</th> </tr> </thead> <tbody> <tr> <td>Volume (Shares)</td> <td>5,480,632,598</td> <td>0.19</td> <td>86</td> </tr> <tr> <td>Value (Rupiah)</td> <td>18,873,924,297,644</td> <td>0.97</td> <td>32</td> </tr> <tr> <td>Frequency (X)</td> <td>121,026</td> <td>0.29</td> <td>72</td> </tr> </tbody> </table>							Total Trading 2009	%	Rank	Volume (Shares)	5,480,632,598	0.19	86	Value (Rupiah)	18,873,924,297,644	0.97	32	Frequency (X)	121,026	0.29	72
	Total Trading 2009	%	Rank																																								
Volume (Shares)	2,973,510,834	0.10	98																																								
Value (Rupiah)	1,021,673,428,350	0.05	102																																								
Frequency (X)	36,949	0.09	100																																								
	Total Trading 2009	%	Rank																																								
Volume (Shares)	5,480,632,598	0.19	86																																								
Value (Rupiah)	18,873,924,297,644	0.97	32																																								
Frequency (X)	121,026	0.29	72																																								
90	PO	Pilarmas Investindo	■	■	■	■	96	LK	Recapital Securities	■	■	■	■																														
Sona Topas Tower 10th Fl. Jln. Jend. Sudirman Kav. 26, Jakarta 12920 Phone : 250-6233 Fax : 2250-6232						Recapital Building 10th Floor Jln. Adityawarman No. 55 Kebayoran Baru, Jakarta Phone : 270-2277 Fax : 724-6881																																					
<table border="1"> <thead> <tr> <th></th> <th>Total Trading 2009</th> <th>%</th> <th>Rank</th> </tr> </thead> <tbody> <tr> <td>Volume (Shares)</td> <td>1,075,514,194</td> <td>0.04</td> <td>109</td> </tr> <tr> <td>Value (Rupiah)</td> <td>390,284,190,400</td> <td>0.02</td> <td>110</td> </tr> <tr> <td>Frequency (X)</td> <td>30,435</td> <td>0.07</td> <td>102</td> </tr> </tbody> </table>							Total Trading 2009	%	Rank	Volume (Shares)	1,075,514,194	0.04	109	Value (Rupiah)	390,284,190,400	0.02	110	Frequency (X)	30,435	0.07	102	<table border="1"> <thead> <tr> <th></th> <th>Total Trading 2009</th> <th>%</th> <th>Rank</th> </tr> </thead> <tbody> <tr> <td>Volume (Shares)</td> <td>9,866,154,748</td> <td>0.34</td> <td>73</td> </tr> <tr> <td>Value (Rupiah)</td> <td>3,386,446,628,200</td> <td>0.17</td> <td>80</td> </tr> <tr> <td>Frequency (X)</td> <td>52,951</td> <td>0.13</td> <td>94</td> </tr> </tbody> </table>							Total Trading 2009	%	Rank	Volume (Shares)	9,866,154,748	0.34	73	Value (Rupiah)	3,386,446,628,200	0.17	80	Frequency (X)	52,951	0.13	94
	Total Trading 2009	%	Rank																																								
Volume (Shares)	1,075,514,194	0.04	109																																								
Value (Rupiah)	390,284,190,400	0.02	110																																								
Frequency (X)	30,435	0.07	102																																								
	Total Trading 2009	%	Rank																																								
Volume (Shares)	9,866,154,748	0.34	73																																								
Value (Rupiah)	3,386,446,628,200	0.17	80																																								
Frequency (X)	52,951	0.13	94																																								

Note *): JV: Joint Venture, IM: Investment Manager, UW: Under Writer, SB: Securities Broker

INDONESIA STOCK EXCHANGE MEMBERS

No.	Code	IDX Members, Address	Note *				No.	Code	IDX Members, Address	Note *			
			JV	IM	UW	SB				JV	IM	UW	SB
97	DU	Redialindo Mandiri	■	■	■	■	103	SC	Senni Cahaya	■	■	■	■
		Asean Tower 6th Fl. Jln. K.H. Samanhudi No. 10, Jakarta 10710 Phone : 384-0645 (Dealing), 384-1387 (General) Fax : 384-0646							Wisma GKBI, 38th Floor Suite 3801 Jln. Jend. Sudirman Kav. 28, Jakarta - 10210 Phone : 572-4970 Fax : 572-4972				
		Total Trading 2009	%	Rank					Total Trading 2009	%	Rank		
		Volume (Shares) :	570,673,000	0.02	112					Volume (Shares) :	6,547,000.00	0.00	116
		Value (Rupiah) :	170,354,409,000	0.01	113					Value (Rupiah) :	44,204,127,500.00	0.00	116
		Frequency (X) :	21,466	0.05	106					Frequency (X) :	1,911.00	0.00	116
98	LS	Reliance Securities Tbk	■	■	■	■	104	FA	Signature Capital Indonesia	■	■	■	■
		Reliance Building Jln. Pluit Putra Kencana No.15A, Jakarta Utara - 14450 Phone : 6617-7668, 5793-0008 (General), 5793-0012 (Dealing) Fax : 661-9884, 5793-0010							Wisma GKBI, 6th Floor Suite 609 Jln. Jend. Sudirman Kav. 28, Jakarta - 10210 Phone : 5795-0381 Fax : 5795-0381				
		Total Trading 2009	%	Rank					Total Trading 2009	%	Rank		
		Volume (Shares) :	54,337,639,630	1.85	16					Volume (Shares) :	-	-	119
		Value (Rupiah) :	28,141,793,400,420	1.44	23					Value (Rupiah) :	-	-	119
		Frequency (X) :	771,287	1.84	14					Frequency (X) :	-	-	119
99	IF	Samuel Sekuritas Indonesia	■	■	■	■	105	DH	Sinarmas Sekuritas	■	■	■	■
		Menara Imperium, 25th Floor Jln. HR Rasuna Said Kav. 1 - Kuningan, Jakarta - 12980 Phone : 8370-1608 Fax : 831-7473, 8370-1610							Plaza BII Tower III, 5th Floor Room 501 Jln. M.H. Thamrin No. 51, Jakarta - 10350 Phone : 392-5550 Fax : 392-5540, 392-5579				
		Total Trading 2009	%	Rank					Total Trading 2009	%	Rank		
		Volume (Shares) :	29,767,015,167	1.01	30					Volume (Shares) :	57,002,573,697	1.94	15
		Value (Rupiah) :	15,667,654,145,050	0.80	41					Value (Rupiah) :	28,732,727,089,525	1.47	21
		Frequency (X) :	189,421	0.45	53					Frequency (X) :	514,740	1.23	20
100	SP	Sarijaya Permana Sekuritas	■	■	■	■	106	AZ	Sucorinvest Central Gani	■	■	■	■
		Permata Bank Tower I, 6th Floor Jln. Jend. Sudirman Kav. 27, Jakarta - 12920 Phone : 523-7333 Fax : 523-7748							Equity Tower, 31th Fl. Jln. Jend. Sudirman Kav. 52-53, Jakarta - 12190 Phone : 2996-0999 Fax : 5797-3938				
		Total Trading 2009	%	Rank					Total Trading 2009	%	Rank		
		Volume (Shares) :	104,781,500	0.004	115					Volume (Shares) :	33,167,699,582	1.13	27
		Value (Rupiah) :	94,830,434,000	0.005	115					Value (Rupiah) :	12,695,895,172,735	0.65	47
		Frequency (X) :	6,326	0.02	114					Frequency (X) :	489,387	1.17	23
101	GA	Sekuritas Indo Pasifik Investasi	■	■	■	■	107	SS	Supra Securinvest	■	■	■	■
		Indonesia Stock Exchange Building, Tower I, 16th Floor Jln. Jend. Sudirman Kav. 52-53, Jakarta - 12190 Phone : 2996-7666, 2996-7600 Fax : 5125-2963							Menara Imperium, 19th Fl. Suite A Metropolitan Kuningan Superblok Jln. H.R. Rasuna Said Kav. 1, Jakarta - 12980 Phone : 835-6151 (Hunting) Fax : 835-6160				
		Total Trading 2009	%	Rank					Total Trading 2009	%	Rank		
		Volume (Shares) :	1,777,137,832	0.06	102					Volume (Shares) :	17,804,027,555	0.61	49
		Value (Rupiah) :	548,006,148,900	0.03	107					Value (Rupiah) :	15,344,695,810,200	0.79	42
		Frequency (X) :	30,153	0.07	103					Frequency (X) :	132,741	0.32	69
102	MG	Semesta Indovest	■	■	■	■	108	DG	Tiga Pilar Sekuritas	■	■	■	■
		Menara Imperium, 18th Fl., Metropolitan Kuningan Superblok Jln. HR Rasuna Said Kav. 1, Jakarta - 12980 Phone : 8370-3808 (General), 8370-3750 (Dealing) Fax : 8370-3787							Mayapada Tower, 6th Floor Jln. Jend. Sudirman Kav. 28, Jakarta Selatan - 12920 Phone : 522-7488, 7477 - 7479, 7535, 7487 Fax : 521-1876 , 521-1938				
		Total Trading 2009	%	Rank					Total Trading 2009	%	Rank		
		Volume (Shares) :	46,951,209,186	1.60	19					Volume (Shares) :	768,244,749	0.03	111
		Value (Rupiah) :	22,960,024,332,494	1.18	27					Value (Rupiah) :	343,815,857,018	0.02	112
		Frequency (X) :	345,642	0.82	34					Frequency (X) :	15,600	0.04	112

Note *): JV: Joint Venture, IM: Investment Manager, UW: Under Writer, SB: Securities Broker

INDONESIA STOCK EXCHANGE MEMBERS

No.	Code	IDX Members, Address	Note *				No.	Code	IDX Members, Address	Note *																						
			JV	IM	UW	SB				JV	IM	UW	SB																			
109	TP	Transpacific Securindo The East, 36th Floor Jln. Lingkar Mega Kuningan Kav. E.3.2, No. 1, Jakarta 12950 Phone : 5795-8038 Fax : 5798-8039	■	■	■	■	115	CP	Valbury Asia Securities Menara Karya, 10th Floor Jln. HR Rasuna Said Blok X-5 Kav. 1 - 2, Jakarta - 12950 Phone : 2553-3600 Fax : 2553-3700	■	■	■	■																			
						<table border="1"> <thead> <tr> <th colspan="2"></th> <th>Total Trading 2009</th> <th>%</th> <th>Rank</th> </tr> </thead> <tbody> <tr> <td>Volume (Shares)</td> <td>:</td> <td>7,991,531,937</td> <td>0.27</td> <td>77</td> </tr> <tr> <td>Value (Rupiah)</td> <td>:</td> <td>2,786,421,419,130</td> <td>0.14</td> <td>85</td> </tr> <tr> <td>Frequency (X)</td> <td>:</td> <td>89,090</td> <td>0.21</td> <td>84</td> </tr> </tbody> </table>									Total Trading 2009	%	Rank	Volume (Shares)	:	7,991,531,937	0.27	77	Value (Rupiah)	:	2,786,421,419,130	0.14	85	Frequency (X)	:	89,090	0.21	84
		Total Trading 2009	%	Rank																												
Volume (Shares)	:	7,991,531,937	0.27	77																												
Value (Rupiah)	:	2,786,421,419,130	0.14	85																												
Frequency (X)	:	89,090	0.21	84																												
110	LG	Trimegah Securities Tbk Artha Graha Building, 18th Floor Jln. Jend. Sudirman Kav. 52-53, Jakarta - 12190 Phone : 515-2233, 515-2345 Fax : 515-2320, 515-2329	■	■	■	■	116	MI	Victoria Sekuritas Victoria Suites, Senayan City, Panin Tower 8th Floor Jln. Asia Afrika Lot 19, Jakarta - 10270 Phone : 7278-2310, 2320, 2330 Fax : 7278-2280	■	■	■	■																			
						<table border="1"> <thead> <tr> <th colspan="2"></th> <th>Total Trading 2009</th> <th>%</th> <th>Rank</th> </tr> </thead> <tbody> <tr> <td>Volume (Shares)</td> <td>:</td> <td>107,649,925,077</td> <td>3.67</td> <td>6</td> </tr> <tr> <td>Value (Rupiah)</td> <td>:</td> <td>52,594,974,375,214</td> <td>2.70</td> <td>11</td> </tr> <tr> <td>Frequency (X)</td> <td>:</td> <td>1,507,870</td> <td>3.59</td> <td>5</td> </tr> </tbody> </table>									Total Trading 2009	%	Rank	Volume (Shares)	:	107,649,925,077	3.67	6	Value (Rupiah)	:	52,594,974,375,214	2.70	11	Frequency (X)	:	1,507,870	3.59	5
		Total Trading 2009	%	Rank																												
Volume (Shares)	:	107,649,925,077	3.67	6																												
Value (Rupiah)	:	52,594,974,375,214	2.70	11																												
Frequency (X)	:	1,507,870	3.59	5																												
111	BR	TRUST Securities Rukan Permata Senayan Blok B 10 - 11 Jln. Tentara Pelajar X, Jakarta - 12210 Phone : 5794-0678 Fax : 5794-0676	■	■	■	■	117	AN	Wanteg Securindo Graha Kencana Building, 7th Floor, Room B7 Jln. Raya Perjuangan No. 88, Kebon Jeruk, Jakarta Barat - 11530 Phone : 5367-1517, 5367-1518 Fax : 5367-1519	■	■	■	■																			
						<table border="1"> <thead> <tr> <th colspan="2"></th> <th>Total Trading 2009</th> <th>%</th> <th>Rank</th> </tr> </thead> <tbody> <tr> <td>Volume (Shares)</td> <td>:</td> <td>12,095,658,282</td> <td>0.41</td> <td>65</td> </tr> <tr> <td>Value (Rupiah)</td> <td>:</td> <td>4,379,131,338,736</td> <td>0.22</td> <td>75</td> </tr> <tr> <td>Frequency (X)</td> <td>:</td> <td>164,798</td> <td>0.39</td> <td>62</td> </tr> </tbody> </table>									Total Trading 2009	%	Rank	Volume (Shares)	:	12,095,658,282	0.41	65	Value (Rupiah)	:	4,379,131,338,736	0.22	75	Frequency (X)	:	164,798	0.39	62
		Total Trading 2009	%	Rank																												
Volume (Shares)	:	12,095,658,282	0.41	65																												
Value (Rupiah)	:	4,379,131,338,736	0.22	75																												
Frequency (X)	:	164,798	0.39	62																												
112	AK	UBS Securities Indonesia Wisma GKBI 22nd Fl. Room 2202 Jln. Jend. Sudirman Kav. 28, Jakarta - 10210 Phone : 2554-7000 Fax : 251-1662	■	■	■	■	118	FZ	Waterfront Securities Indonesia Plaza Lippo 10th Fl. Jln. Jend. Sudirman Kav. 25, Jakarta 12920 Phone : 5292-1166 Fax : 5292-2266	■	■	■	■																			
						<table border="1"> <thead> <tr> <th colspan="2"></th> <th>Total Trading 2009</th> <th>%</th> <th>Rank</th> </tr> </thead> <tbody> <tr> <td>Volume (Shares)</td> <td>:</td> <td>21,069,263,866</td> <td>0.72</td> <td>44</td> </tr> <tr> <td>Value (Rupiah)</td> <td>:</td> <td>47,397,159,263,662</td> <td>2.43</td> <td>13</td> </tr> <tr> <td>Frequency (X)</td> <td>:</td> <td>330,546</td> <td>0.79</td> <td>36</td> </tr> </tbody> </table>									Total Trading 2009	%	Rank	Volume (Shares)	:	21,069,263,866	0.72	44	Value (Rupiah)	:	47,397,159,263,662	2.43	13	Frequency (X)	:	330,546	0.79	36
		Total Trading 2009	%	Rank																												
Volume (Shares)	:	21,069,263,866	0.72	44																												
Value (Rupiah)	:	47,397,159,263,662	2.43	13																												
Frequency (X)	:	330,546	0.79	36																												
113	TF	Universal Broker Indonesia Menara BCA, 49th Floor Jln. MH. Thamrin No. 1, Jakarta - 10310 Phone : 2358-6878 (Hunting) Fax : 2358-6879	■	■	■	■	119	XA	Woori Korindo Securities Indonesia Wisma KORINDO, 1st Floor Jln. M.T. Haryono Kav. 62, Jakarta - 12780 Phone : 797-6202 (Hunting), 515-0307 - 08 Fax : 797-6206	■	■	■	■																			
						<table border="1"> <thead> <tr> <th colspan="2"></th> <th>Total Trading 2009</th> <th>%</th> <th>Rank</th> </tr> </thead> <tbody> <tr> <td>Volume (Shares)</td> <td>:</td> <td>16,879,375,477</td> <td>0.58</td> <td>53</td> </tr> <tr> <td>Value (Rupiah)</td> <td>:</td> <td>6,731,097,081,338</td> <td>0.35</td> <td>60</td> </tr> <tr> <td>Frequency (X)</td> <td>:</td> <td>410,523</td> <td>0.98</td> <td>31</td> </tr> </tbody> </table>									Total Trading 2009	%	Rank	Volume (Shares)	:	16,879,375,477	0.58	53	Value (Rupiah)	:	6,731,097,081,338	0.35	60	Frequency (X)	:	410,523	0.98	31
		Total Trading 2009	%	Rank																												
Volume (Shares)	:	16,879,375,477	0.58	53																												
Value (Rupiah)	:	6,731,097,081,338	0.35	60																												
Frequency (X)	:	410,523	0.98	31																												
114	AI	UOB Kay Hian Securities UOB Plaza Thamrin Nine, 36th Fl. Jln. M. H. Thamrin Kav. 8 - 10, Jakarta 10230 Phone : 2993-3888 Fax : 230-0238	■	■	■	■	120	RS	Yulie Sekurindo Tbk Plaza ASIA, 5th Floor Jln. Jend. Sudirman Kav. 59, Jakarta - 12190 Phone : 5140-2181 (General), 5140-2180 (Dealing) Fax : 5140-2182	■	■	■	■																			
						<table border="1"> <thead> <tr> <th colspan="2"></th> <th>Total Trading 2009</th> <th>%</th> <th>Rank</th> </tr> </thead> <tbody> <tr> <td>Volume (Shares)</td> <td>:</td> <td>34,474,143,886</td> <td>1.17</td> <td>25</td> </tr> <tr> <td>Value (Rupiah)</td> <td>:</td> <td>25,175,763,077,302</td> <td>1.29</td> <td>25</td> </tr> <tr> <td>Frequency (X)</td> <td>:</td> <td>472,183</td> <td>1.13</td> <td>24</td> </tr> </tbody> </table>									Total Trading 2009	%	Rank	Volume (Shares)	:	34,474,143,886	1.17	25	Value (Rupiah)	:	25,175,763,077,302	1.29	25	Frequency (X)	:	472,183	1.13	24
		Total Trading 2009	%	Rank																												
Volume (Shares)	:	34,474,143,886	1.17	25																												
Value (Rupiah)	:	25,175,763,077,302	1.29	25																												
Frequency (X)	:	472,183	1.13	24																												
						<table border="1"> <thead> <tr> <th colspan="2"></th> <th>Total Trading 2009</th> <th>%</th> <th>Rank</th> </tr> </thead> <tbody> <tr> <td>Volume (Shares)</td> <td>:</td> <td>73,137,572,012</td> <td>2.49</td> <td>11</td> </tr> <tr> <td>Value (Rupiah)</td> <td>:</td> <td>34,896,780,760,548</td> <td>1.79</td> <td>19</td> </tr> <tr> <td>Frequency (X)</td> <td>:</td> <td>1,346,256</td> <td>3.21</td> <td>8</td> </tr> </tbody> </table>									Total Trading 2009	%	Rank	Volume (Shares)	:	73,137,572,012	2.49	11	Value (Rupiah)	:	34,896,780,760,548	1.79	19	Frequency (X)	:	1,346,256	3.21	8
		Total Trading 2009	%	Rank																												
Volume (Shares)	:	73,137,572,012	2.49	11																												
Value (Rupiah)	:	34,896,780,760,548	1.79	19																												
Frequency (X)	:	1,346,256	3.21	8																												
						<table border="1"> <thead> <tr> <th colspan="2"></th> <th>Total Trading 2009</th> <th>%</th> <th>Rank</th> </tr> </thead> <tbody> <tr> <td>Volume (Shares)</td> <td>:</td> <td>13,801,663,486</td> <td>0.47</td> <td>61</td> </tr> <tr> <td>Value (Rupiah)</td> <td>:</td> <td>7,355,076,468,500</td> <td>0.38</td> <td>57</td> </tr> <tr> <td>Frequency (X)</td> <td>:</td> <td>136,180</td> <td>0.32</td> <td>67</td> </tr> </tbody> </table>									Total Trading 2009	%	Rank	Volume (Shares)	:	13,801,663,486	0.47	61	Value (Rupiah)	:	7,355,076,468,500	0.38	57	Frequency (X)	:	136,180	0.32	67
		Total Trading 2009	%	Rank																												
Volume (Shares)	:	13,801,663,486	0.47	61																												
Value (Rupiah)	:	7,355,076,468,500	0.38	57																												
Frequency (X)	:	136,180	0.32	67																												
						<table border="1"> <thead> <tr> <th colspan="2"></th> <th>Total Trading 2009</th> <th>%</th> <th>Rank</th> </tr> </thead> <tbody> <tr> <td>Volume (Shares)</td> <td>:</td> <td>8,792,379,758</td> <td>0.30</td> <td>74</td> </tr> <tr> <td>Value (Rupiah)</td> <td>:</td> <td>5,184,113,490,836</td> <td>0.27</td> <td>66</td> </tr> <tr> <td>Frequency (X)</td> <td>:</td> <td>96,318</td> <td>0.23</td> <td>82</td> </tr> </tbody> </table>									Total Trading 2009	%	Rank	Volume (Shares)	:	8,792,379,758	0.30	74	Value (Rupiah)	:	5,184,113,490,836	0.27	66	Frequency (X)	:	96,318	0.23	82
		Total Trading 2009	%	Rank																												
Volume (Shares)	:	8,792,379,758	0.30	74																												
Value (Rupiah)	:	5,184,113,490,836	0.27	66																												
Frequency (X)	:	96,318	0.23	82																												
						<table border="1"> <thead> <tr> <th colspan="2"></th> <th>Total Trading 2009</th> <th>%</th> <th>Rank</th> </tr> </thead> <tbody> <tr> <td>Volume (Shares)</td> <td>:</td> <td>71,738,244,659</td> <td>2.44</td> <td>13</td> </tr> <tr> <td>Value (Rupiah)</td> <td>:</td> <td>28,515,903,289,721</td> <td>1.46</td> <td>22</td> </tr> <tr> <td>Frequency (X)</td> <td>:</td> <td>635,744</td> <td>1.52</td> <td>15</td> </tr> </tbody> </table>									Total Trading 2009	%	Rank	Volume (Shares)	:	71,738,244,659	2.44	13	Value (Rupiah)	:	28,515,903,289,721	1.46	22	Frequency (X)	:	635,744	1.52	15
		Total Trading 2009	%	Rank																												
Volume (Shares)	:	71,738,244,659	2.44	13																												
Value (Rupiah)	:	28,515,903,289,721	1.46	22																												
Frequency (X)	:	635,744	1.52	15																												
						<table border="1"> <thead> <tr> <th colspan="2"></th> <th>Total Trading 2009</th> <th>%</th> <th>Rank</th> </tr> </thead> <tbody> <tr> <td>Volume (Shares)</td> <td>:</td> <td>850,908,172</td> <td>0.03</td> <td>110</td> </tr> <tr> <td>Value (Rupiah)</td> <td>:</td> <td>917,848,965,200</td> <td>0.05</td> <td>104</td> </tr> <tr> <td>Frequency (X)</td> <td>:</td> <td>28,984</td> <td>0.07</td> <td>105</td> </tr> </tbody> </table>									Total Trading 2009	%	Rank	Volume (Shares)	:	850,908,172	0.03	110	Value (Rupiah)	:	917,848,965,200	0.05	104	Frequency (X)	:	28,984	0.07	105
		Total Trading 2009	%	Rank																												
Volume (Shares)	:	850,908,172	0.03	110																												
Value (Rupiah)	:	917,848,965,200	0.05	104																												
Frequency (X)	:	28,984	0.07	105																												
						<table border="1"> <thead> <tr> <th colspan="2"></th> <th>Total Trading 2009</th> <th>%</th> <th>Rank</th> </tr> </thead> <tbody> <tr> <td>Volume (Shares)</td> <td>:</td> <td>3,251,754,520</td> <td>0.11</td> <td>94</td> </tr> <tr> <td>Value (Rupiah)</td> <td>:</td> <td>1,405,634,995,000</td> <td>0.07</td> <td>96</td> </tr> <tr> <td>Frequency (X)</td> <td>:</td> <td>69,543</td> <td>0.17</td> <td>87</td> </tr> </tbody> </table>									Total Trading 2009	%	Rank	Volume (Shares)	:	3,251,754,520	0.11	94	Value (Rupiah)	:	1,405,634,995,000	0.07	96	Frequency (X)	:	69,543	0.17	87
		Total Trading 2009	%	Rank																												
Volume (Shares)	:	3,251,754,520	0.11	94																												
Value (Rupiah)	:	1,405,634,995,000	0.07	96																												
Frequency (X)	:	69,543	0.17	87																												

Note *): JV: Joint Venture, IM: Investment Manager, UW: Under Writer, SB: Securities Broker

RATING AGENCY

No.	Company Name / Address	Phone	Fax
1. PT Pefindo	Setiabudi Atrium 8th Fl., Suite 809-810 Jl. HR Rasuna Said Kav. 62, Jakarta - 12920 Website : http://new.pefindo.com E-mail : corpcom@pefindo.co.id	(021) 521-0077	(021) 521-0078
2. PT Fitch Ratings Indonesia	Plaza DM, 24 Floor, Suite 2406 Jl. Jend. Sudirman Kav. 25, Jakarta - 12920 Website : http://www.fitchratings.com	(021) 526-7826	(021) 526-7829

SECURITIES DEPOSITORY ORGANIZATION

Lembaga Penyimpanan dan Penyelesaian (LPP)

A Central Securities Depository is a Person that act as a central Custodian for Custodian Banks, Securities Companies and Others. (Capital Market Law Art. 1 Item 10)

PT INDONESIAN CENTRAL SECURITIES DEPOSITORY

PT Kustodian Sentral Efek Indonesia (KSEI)
Indonesia Stock Exchange Building, 1st Tower, 5th Floor
Sudirman Central Business District (SCBD)
Jl. Jend. Sudirman Kav. 52 - 53, Jakarta - 12190
Ph. (62-21) 5299-1099
Fax. (62-21) 5299-1199

CLEARING AND SETTLEMENT ORGANIZATION

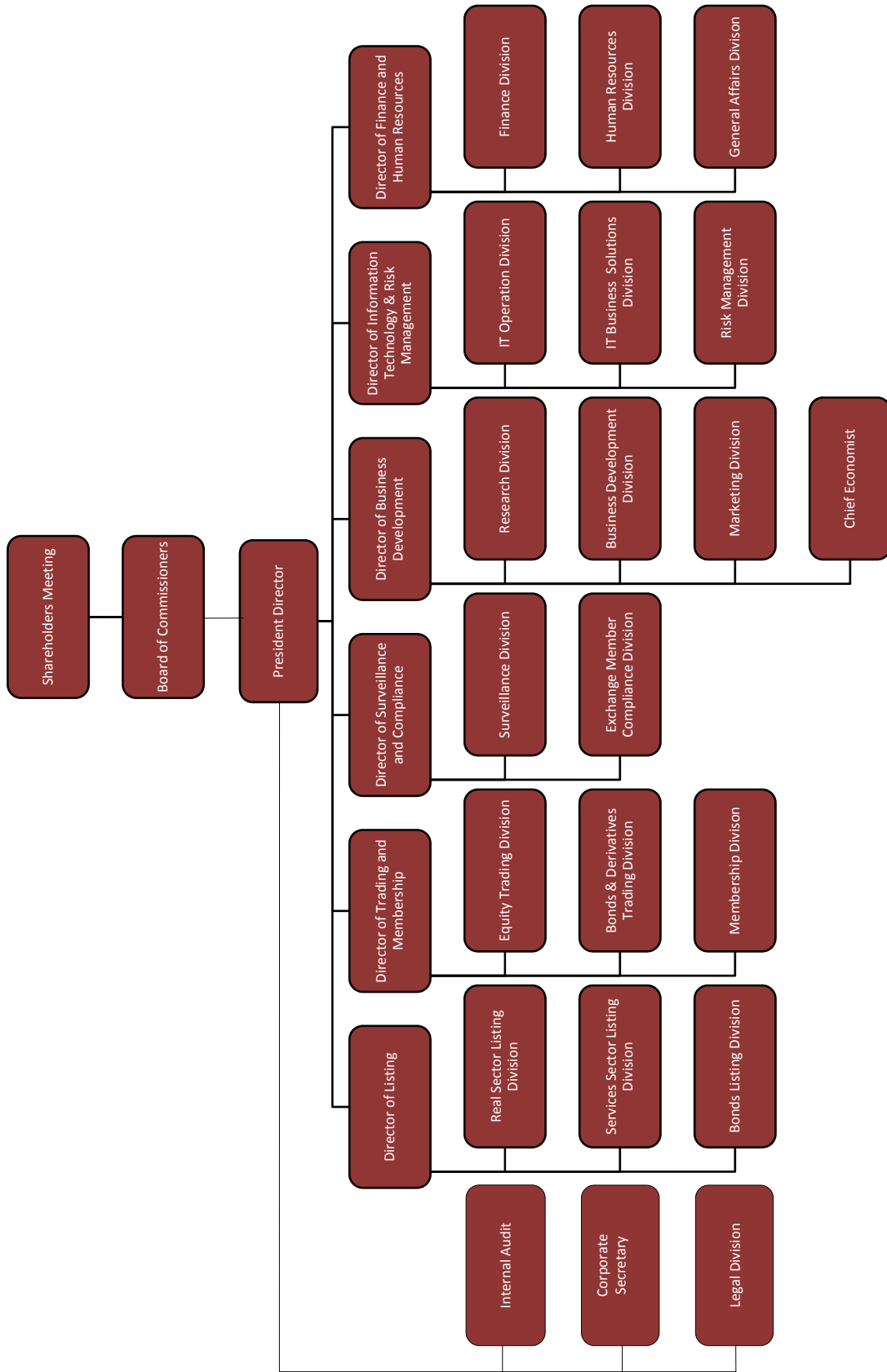
Lembaga Kliring dan Penjamin (LKP)

A Clearing Guarantee Institution is a Person that clears and guarantees the settlement of Securities Exchange Transactions. (Capital Market Law Art. 1 Item 9)

PT INDONESIAN CLEARING AND CORPORATION

PT Kliring Penjamin Efek Indonesia (KPEI)
Indonesia Stock Exchange Building, 1st Tower, 5th Floor
Sudirman Central Business District (SCBD)
Jl. Jend. Sudirman Kav. 52 - 53, Jakarta - 12190
Ph. (62-21) 515-5115
Fax. (62-21) 515-5120

ORGANIZATION CHART



CAPITAL MARKET INFORMATION CENTER

Capital Market Information Center (CMIC) provided consultation and education service to the Business community and general public who are interested in any information regarding the capital market. The CMIC also provide special consultation for company that are interested in going public. The main activity consist of trading transaction with real-time information, training/workshops and seminars.

CAPITAL MARKET INFORMATION CENTER	
<p style="text-align: center;">MAKASAR</p> <p>Address : Ruko Alfa No. 6 Jln. Pengayoman Makassar - Indonesia</p> <p>Phone : (0411) 434-439</p> <p>Fax : (0411) 434-418</p> <p>Contact Person : Fahmin Amirullah & Dian Trisuci Megasari</p> <p>Email : pipm.makassar@idx-pipm.net</p>	<p style="text-align: center;">RIAU</p> <p>Address : Jln. Jend.Sudirman No. 73 (Sudirman Bawah) Pekanbaru - Indonesia</p> <p>Phone : (0761) 848-414</p> <p>Fax : (0761) 849-456</p> <p>Contact Person : Emon Sulaeman & Yuannisa</p> <p>Email : pipm.riau@idx-pipm.net</p>
<p style="text-align: center;">BALIKPAPAN</p> <p>Address : Jln. Jend.Sudirman No. 33 B Balikpapan - Indonesia</p> <p>Phone : (0542) 421-555</p> <p>Fax : (0542) 424-333</p> <p>Contact Person : Agus Jatmiko & Santhi Nophianty</p> <p>Email : pipm.balikpapan@idx-pipm.net</p>	<p style="text-align: center;">PEKALONGAN</p> <p>Address : Ruko Simpang Lima Jln. Diponegoro No. 30, Pekalongan - Indonesia</p> <p>Phone : (0285) 410-055</p> <p>Fax : (0285) 411-240</p> <p>Contact Person : Fanny Rifqy El Fuad & Nur Hasanah</p> <p>Email : pipm.pekalongan@idx-pipm.net</p>
<p style="text-align: center;">MANADO</p> <p>Address : Ruko Mega Smart Blok 1 No. 10, Komplek Mega Mas, Jln. Piere Tendean, Boulevard, Manado 95000 - Indonesia</p> <p>Phone : (0431) 888-1166</p> <p>Fax : (0431) 888-1284</p> <p>Contact Person : Fonny The & Viscount Koloay Kotambunan</p> <p>Email : pipm.manado@idx-pipm.net</p>	<p style="text-align: center;">PADANG</p> <p>Address : Jln. H.Agus Salim No. 7A, Padang - Indonesia</p> <p>Phone : (0751) 811-330</p> <p>Fax : (0751) 811-340</p> <p>Contact Person : Reza Sadat Shahmeini & Rivani</p> <p>Email : pipm.padang@idx-pipm.net</p>

CAPITAL MARKET INFORMATION CENTER

<p style="text-align: center;">PONTIANAK</p> <p>Address : Jln. Gajah Mada No. 193, Pontianak - Indonesia</p> <p>Phone : (0561) 734-112</p> <p>Fax : (0561) 743-662</p> <p>Contact Person : Heri Halidi & Egah Sari Waskita</p> <p>Email : pipm.pontianak@idx-pipm.net</p>	<p style="text-align: center;">JEMBER</p> <p>Address : Komplek Pertokoan Jember Business Center Blok A-8, Jln. Trunojoyo No. 26, Jember - Indonesia</p> <p>Phone : (0331) 412-898</p> <p>Fax : (0331) 412-899</p> <p>Contact Person : Ivan Jaka Perdana & Ratih Utami Dewi</p> <p>Email : pipm.jember@idx-pipm.net</p>
<p style="text-align: center;">YOGYAKARTA</p> <p>Address : Jln. Magelang No. 8A, Yogyakarta - Indonesia</p> <p>Phone : (0274) 587-457</p> <p>Fax : (0274) 587-283</p> <p>Contact Person : Irfan Noor Riza & Fina Adriati</p> <p>Email : pipm.yogyakarta@idx-pipm.net</p>	<p style="text-align: center;">CIREBON</p> <p>Address : Ruko Kesambi Regency No. 1, Cirebon - Indonesia</p> <p>Phone : (0231) 242-176</p> <p>Fax : (0231) 236-588</p> <p>Contact Person : Ariffianto & Sri Herlinawati</p> <p>Email : pipm.cirebon@idx-pipm.net</p>
<p style="text-align: center;">LAMPUNG</p> <p>Address : Jln. Jend. Sudirman No. 5D, Bandar Lampung - Indonesia</p> <p>Phone : (0721) 260-188</p> <p>Fax : (0721) 262-048</p> <p>Contact Person : Burhibani & Fidiah Putrianti</p> <p>Email : pipm.lampung@idx-pipm.net</p>	<p style="text-align: center;">BANJARMASIN</p> <p>Address : Jln. Ahmad Yani, Kilometer (PAL) 1,5 No. 103 Banjarmasin - Indonesia</p> <p>Phone : (0511) 325-6985</p> <p>Fax : (0511) 326-4079</p> <p>Contact Person : M. Wira Adibrata & Febby Devina</p> <p>Email : pipm.banjarmasin@idx-pipm.net</p>

IDX CORNERS

IDX Corners provide valuable information and assistance to students interested in The Stock Exchange. A myriad of services are offered, including free use of computer terminals to access the IDX internet website simulated trading activities and capital market seminars.

DKI JAKARTA AREA

No.	Name of University	Address
1.	ABFII Perbanas	Jln. Perbanas, Karet Kuningan, Setiabudi, Jakarta 12940 Ph. (021) 525-2533, 522-2501 - 04, 570-4376, 570-4408, 527-8788 Fax. (021) 522-8460, 522-2645 Contact Person: Mr. Suharyanto
2.	Prasetya Mulya, Jakarta	Jln. R.A. Kartini, Cilandak Barat, Jakarta 12430 Ph. (021) 751-1126 Ext. 1223; Fax. (021) 750-0462 Contact Person: Mr. Sandy e-mail: rusmali@pmulya.ac.id; bely@pmulya.ac.id
3.	UPN Veteran Jakarta	Jln. R.S. Fatmawati, Pondok Labu, Jakarta Selatan 12450 Ph. (021)7656971 ext. 197/150; Fax. 7656971 ext. 138 Contact Person: Mr. Akhmad Saebani
4.	Universitas Mercu Buana, Jakarta	Jln. Meruya Selatan, Kembangan, Jakarta Barat 11650 Ph. (021) 584-0816 ext. 7104, 585-7694; Fax. (021) 587-1312, 585-7694 Contact Person: Mr. Bapak Zulkifli. e-mail: pojok.bej@mercubuana.ac.id
5.	Universitas Kristen Krida Wacana (UKRIDA), Jakarta	Jln. Tanjung Duren Raya No. 4, Jakarta 11470 Ph. (021) 566-6952; Fax. (021) 566-6951/ 56 Contact Person: Mr. Daniel Widaja (0816.136.5188)
6.	Universitas Pancasila, Jakarta	Jln. Raya Lenteng Agung, Srengseng Sawah, Jagakarsa, Jakarta Selatan 12640 Ph. (021) 787.3712; Fax. (021) 727.0133 Contact Person : Ms. Sri Widyastuti e-mail : ppm_feup@yahoo.com
7.	Yayasan Administrasi Indonesia (YAI), Jakarta	Jln. Proklamasi No. 84, Jakarta Pusat 10320 Ph. (021) 314-1329, 310-1854; Fax. (021) 314-0903 Contact Person : Mr. Idrus Mahidin / Ms. Henni Handari

JAWA BARAT AREA

No.	Name of University	Address
1..	Institut Teknologi Harapan Bangsa (ITHB), Bandung	Kampus Harapan Bangsa, Jln. Dipatiukur 80 - 84, Bandung 40132 Ph. (022) 250-6604, 250-6636; Fax. (022) 250-7901 Contact Person: Mr. Chepy e-mail: syafril@ithb.ac.id

2.	Universitas Kristen Maranatha (UKM) Bandung	Jln. Prof. Drg. Suria Sumantri MPH No. 65, Bandung Ph. (022) 201-2186 ext. 500 Contact person: Ms. Dra. Tatik Budiningsih, M.Si
3.	Universitas Sangga Buana YPKP, Bandung	Capital Market Centre YPKP Jln. PHH Mustopa No. 68, Bandung Ph. (022) 727-5489, 710-8257 Fax. 720-1756, 710-8257 Contact person: Ms. Erna Garnia e-mail: bursaypkp@yahoo.com; ernag@elga.net.id
4.	STIE Kesatuan, Bogor	Jln. Ranggagading No. 1, Bogor, Jawa Barat 16123 Ph. (0251) 833-7733; Fax. (0251) 831-9925 Contact person: Ms. Sutarti / Mr. Nusa Muktiaji e-mail: pojokbei@stiekesatuan.ac.id
5.	Universitas Siliwangi (UNSIL)	Faculty of Economic Jln. Siliwangi No. 24, Tasikmalaya 46115, P.O. Box 164 Ph. (0265) 323-534; Fax. (0265) 323-534 Contact Person: Mr. Lucky Rinandiyana, S.E.
6.	Universitas Padjadjaran	Jln. Dipatiukur 35, Bandung 40132 Ph. (022) 250-9522; Fax. 250-9522 Contact Person : Mr. Aditya Salya/Mr. Asep Mulyana

JAWA TENGAH AREA

No.	Name of University	Address
1.	Universitas Diponegoro, Semarang	Faculty of Economic, Jln. Erlangga Tengah No. 17, Semarang Ph. (024) 844-9211; 844-6409, 831-1038; Fax. (024) 844.9212 Contact Person: Mr. Azik Aslam Abdillah (Aziz) e-mail : undip_jsxcorner@yahoo.com
2.	Universitas Sebelas Maret, Surakarta	Empat Building, Faculty of Economic Jln. Ir. Sutami 36-A, Surakarta Ph. (0271) 647-481; Fax. (0271) 638-143 Contact person: Ms. Emi Indrawati, SE, MM & Mr. Heru Agustanto, SE. ME e-mail: imayindra@yahoo.com Website: www.uns.ac.id; http://fe.uns.ac.id

YOGYAKARTA AREA

No.	Name of University	Address
1.	Universitas Kristen Duta Wacana, Yogyakarta	Pojok BEI - Faculty of Economic, Jln. Dr. Wahidin 5 - 19, Yogyakarta - 55224 Ph. (0274) 563-929; Fax. (0274) 513-235 Contact person: Mr. Petra Surya Mega Wijaya e-mail: umimt@ukdw.ac.id

No.	Name of University	Address
2.	Universitas Teknologi Yogyakarta (UTY), Yogyakarta	Library Building UTY Jln. Glagahsari No. 63, Yogyakarta 55164 Ph. (274) 373-955, 373-3333; Fax. (274) 381-212 Contact Person: Ms. Tri Gunarsih & Ms. Fran Sayekti e-mail: tgun@indosat.net.id; fsayekti@yahoo.com; kspm_feuty_jogja@yahoo.co.id
3.	Universitas Atmajaya Yogyakarta (UAJY)	Jln. Babarsari 43, Yogyakarta 55281 Ph. (0274) 487-711 ext. 2133; 487-262 Fax. (0274) 487-748, 485-224 Contact person: Ms. Endang Raino Wirjono / Mr. Cosmas Dwi Artha e-mail : ppm@fe.uajy.ac.id; raino@fe.uajy.ac.id

JAWA TIMUR AND BALI AREA

No.	Name of University	Address
1.	STIE Malangkeucecwara, Malang	Pojok BEI- STIE Malangkeucecwara, Jln. Terusan Candi Kalasan Blimbing, Malang - 65142 Ph. (0341) 491-813, 471-375; Fax. (0341) 495-619 Contact person: Ms. Nevi Danila / Ms. Lindananti e-mail: Info@stie_mce.ac.id
2.	Universitas Brawijaya, Malang	Pojok BEI – UNIBRAW, Jln. Mayjen Haryono 165, Malang Ph. (0341) 556-280; Fax. (0341) 556-280 Contact person: Mr. Zaki Baridwan / Ms. Ratna Syifaun e-mail: ra2_aza@yahoo.com
3.	Universitas Muhammadiyah Malang	Faculty of Economic, Univ. Muhammadiyah Malang Jln. Raya Tlogomas 246 (GKB II t.4), Malang 65144 Ph. (0341) 464-318 ext 228 / 08883608425; Fax. (0341) 460-435 Contact Person: Mr. Samsul Hadi e-mail: pojokbej_fe_umm@plasa.com
4.	Universitas Jember, Jember	Jln. Kalimantan - Kampus Tegalboto, Jember 68121 Ph. (0331) 335-586 / 331-342 / 332-736; Fax. (0331) 335-586 Contact Person: Mr. Toha / Ms. Ika
5.	Universitas Airlangga (UNAIR) , Surabaya	Jln. Airlangga, No. 4 Surabaya, Jawa Timur Ph. (031) 503-3642, 503-6584; Fax. (031) 502-6288 Contact Person: Mr Achmad Riski Sridadi,
6.	Universitas Pembangunan Nasional "Veteran", Surabaya	Ilmu Administrasi Bisnis Jln. Raya Rungkut Madya, Surabaya Ph. (031) 870-6369, 879-3589; Fax. (031) 870-6372, 8793-589 Contac Person: Ms. Ety Dwi Susanti e-mail: ety_ds@yahoo.com
7.	Universitas Surabaya (UBAYA) , Surabaya	Departments of Economis, Management & Accounting, Faculty of Economics, Raya Kalirungkut, Surabaya 60293 Ph. (031) 298.1130; Fax. (031) 298.1131 Contac Person: Mr. Putu Anom Mahadwartha / Ms. Bertha Silvia Sutejo

No.	Name of University	Address
8.	Universitas Muhammadiyah Gresik (UMG), Gresik	Kampus UMG, Jln. Sumatera 101 GKB Randuagung, Gresik 61121 Ph. (031) 395.1414; Fax. (031) 395.2585 Contact Person: Ms. Umaimah & Mr. Tri Aripriabowo e-mail: umaimah@umg.ac.id
9.	Universitas Ciputra	Waterpark Boulevard Citraland, Surabaya 60219 Ph. (031) 7451699; Fax. (031) 7451698 Contact Person : Cristian Herdinata
10.	Universitas Kristen Widya Mandala Surabaya	Jln. Dinoyo 42-44, Surabaya Ph. (031) 5678478; Fax. (031) 5610818 Contact Person : Drs. Ec. N. Agus Sunarjanto, MM
11.	Universitas Negeri Malang	Jln. Surabaya No. 6 Malang 65145 Ph. (0341) 585-914 (hunting); Fax. (0341) 552-888 Contact Person : Satia Nur Maharani

SUMATERA AREA

No.	Name of University	Address
1.	Universitas Syiah Kuala Banda Aceh	Faculty of Economic, Univ. Syiah Kuala Jln. T. Nyak Arief, Darussalam Banda Aceh 23111 Ph. (0651) 741-0352, 741-1131; Fax. (0651) 755-2507, 755-1131 Contact Person: Mr. A. Sakir e-mail : asakirjh@yahoo.com
2.	Universitas International Batam	Jln. Gajah Mada, Baloi Sei Ladi – Batam Ph. (0778) 743-7111, 0778, 7074, 7075; Fax. (0778) 743-7112 Contact Person: Mr. Hepy Hefri Ariyanto e-mail : info@uib.edu; hepy_ha@yahoo.com; hepy@uib.edu
3.	Politeknik Caltex Riau (PCR), Riau	Jln. Umbansari No. 1 Rumbai Pekanbaru 28265 Ph. (0761) 54-180; Fax. (0761) 554-224 Contact Person: Ms. Desi Handayani
4.	STIE MUSI, Palembang	Jln. Bangau No. 60, Palembang, 30113 Ph. (0711) 369-728, (0711) 362-647; Fax. (0711) 378-170 Contact Person: M. Y. Dedi Haryanto e-mail : vas.musi@yahoo.com; oecha_karta@yahoo.com
5.	Universitas Sriwijaya (UNSRI), Palembang	Faculty of Economic UNSRI Jln. Sriwijaya Negara Bukit Besar Palembang Ph. (0711) 707.2650; Fax. (0711) 365.390 e-mail: Mr. Ariodillah Hidayat
6.	Universitas Negeri Padang (UNP)	Fakultas Ekonomi, Jln. Prof. Dr. Hamka, Kampus UNP Air Tawar Padang Ph. (0751) 447-337, 445-089; Fax. (0751) 447-366 Contact Person: Mr. Ramel Yanuarta e-mail: ramel.yanuarta@gmail.com

No.	Name of University	Address
7.	Universitas Bandar Lampung, Lampung	Kampus Universitas Bandar Lampung, Pasca Sarjana Building, Jln. Z.A. Pagar Alam No. 89, Bandar Lampung Ph. (0721) 771-695; Fax. (0721) 701-467 Contact Person: Mr. Yoke Muldini / Mr. Surya Hutagaol / Mr. Edi Susanto e-mail: surya_hutagaol@yahoo.com
8.	Universitas Jambi	Kampus Universitas Jambi Mendalo Darat Jambi, Km 15 Jln. Jambi - Muara Bulian Ph. (0741) 583317 Contact Person : Mr. Afrizal, /Mr. Yakob

SULAWESI AREA

No.	Name of University	Address
1.	Universitas Klabat	Jln. Arnold Mononutu, Administration Building, Lower Level Manado 95371, Sulawesi Utara Ph. (0431) 891-961, 891-035; Fax (0431) 891-036 Contact Person: Mr. David Lumowa
2.	Universitas Katolik De La Salle	Kairagi I, Kombos Manado - Sulawesi Utara Ph. (0431) 871957, (0431) 877512; Fax. (0431) 871972 Contact Person : Mr. Franki M. Paath
3.	Yayasan Pendidikan Fajar Ujung Pandang (Universitas Fajar)	Fajar Building 1, 2, Jl. Racing Center No. 101 Makasar Ph. (0411) 459511; Fax. (0411) 441119 Contact Person : Mr. Eko Tjijtojuwono

KALIMANTAN AREA

No.	Name of University	Address
1.	Universitas Lambung Mangkurat, Banjarmasin – Kalimantan Barat	Faculty of Economic, UNLAM, Jln. Brigjen. H. Hasan Basry, Banjarmasin - 70123 Ph. (0511) 330-5116, 330-6639 Fax. (0511) 330-1635, 330-6654 Contact Person: Ms. Nor Hikmah / Ms. Redawati e-mail: redawati_fe@yahoo.com; hiknor@yahoo.com; pojok_vast@yahoo.co.id
2.	Universitas Balikpapan (UNIBA), Balikpapan	Jln. Pupuk Raya Po. BOX 335, Kelurahan Gunung Bahagia, Balikpapan Selatan 76114 Ph. (0542) 765-434 ; Fax : (0542) 764-205 Contact Person: Mr. Didik Hadiyanto, SE., MSi e-mail: ekonomi.uniba@gmail.com
3.	Universitas Mulawarman	Jln. Tanah Grogot Gn. Kelua – Samarinda, Kalimantan Timur Ph. (0541) 743-914, 738-913, 738-915; Fax. (0541) 743-914 Contact Person: Ms. Isna Yuningsih

4.	Universitas Tanjung Pura	Jln. Ahmad Yani - Pontianak 78124 Ph. (0561) 743-465, 766-840; Fax. (0561) 442-728 Contact Person: Mr. Evi Asmayadi, SE, MM
5.	Universitas Borneo Tarakan	Pojo Bursa Efek Indonesia FE Borneo Tarakan, FE Borneo Tarakan Building, Jln. Amal Lama No. 1, Tarakan Ph. (0551) 554 2079; Fax. (0551) 5511158 Contact Person : Mr. Mappa Panglima Banding/ Mrs. Susan Setiawati