

Seniors Lance Holloway and Jamon Hill are on the front cover.

Table of Contents

Team Rosters	2
United Kingdom Tour	3
Season Outlook	4-5
Coaching Staff	6-9
Player Profiles	10-29
2006-07 Individual Statistics & Results	30-31
Western Athletic Conference	32-34
Opponents	35-41
Team & Individual Records	43-53
Letterwinners	54-56
Honors & Awards	57
Spartans in the Pros	58
Records vs. Collegiate Opponents	59
Head Coaching Records	59
Year-by-Year Scores	60-72
NCAA Tournament Teams	73
In-Season Tournament Competition	74
The Last Time	75
City of San Jose	76
San Jose State University	77-78
University & Athletics Administration	79-82
Contact Directory	83
Athletic Accomplishments	86-87
Strength & Conditioning	88
Jeff Garcia Hall of Champions	89
The Event Center	90
Athletic Facilities	91-92
Student Success Services	93
Notes to the Media	94
Local Media Contacts	95
Broadcast Information	95
2008 NCAA Tournament Bracket	96



United Kingdom Tour
pg. 3




Coach George Nessman
pgs. 6-7




Player Profiles
pgs. 10-29



Records
pgs. 43-53



Spartans in the NBA
pg. 58



Culture of Champions
pgs. 85-86

The 2007-08 San Jose State University men's basketball media guide was produced by the school's sports information office.

FRONT COVER PHOTOGRAPHY: Ray Barbour, Ron Fried.

INSIDE PHOTOGRAPHY: Terrell Lloyd, Ray Barbour, Ron Fried, Wayne Salvatore, NBA Photos, Western Athletic Conference, selected NCAA Division I schools, Sharon Hall, San Francisco Giants.

COVER DESIGNS & LAYOUT: Kyle Chesser, Hands-On Photography.

PRINTING & LITHOGRAPHING: Erich Printing, San Jose, Calif.

For more information, contact the San Jose State University sports information office. Phone - (408) 924-1217, FAX - (408) 924-1291, or email - ltfan@email.sjsu.edu.



San Jose State University Team Rosters

Alphabetical

NO.	NAME	POS.	HT.	WT.	CLASS	EXP	HOMETOWN
15	Clint Amberry	F	6-10	205	FR	HS	Los Alamitos, Calif.
40	Oliver Caballero	C	6-9	255	FR	RS	Caborca, Mexico
50	Kevin Fleming	F	6-6	220	SR	1V	San Jose, Calif.
11	Darion Goins	G	6-3	205	SO	1V	Cincinnati, Ohio
5	Justin Graham	G	6-4	195	FR	RS	Ripon, Calif.
24	Jamon Hill	G	5-10	175	SR	1V	Hayward, Calif.
44	Lance Holloway	F	6-8	220	SR	2V	Oakland, Calif.
	Brad Langston	G	6-0	175	JR	JC	Sacramento, Calif.
33	Kevin McDowell	F	6-8	205	FR	RS	Long Beach, Calif.
30	Chris Oakes	F	6-9	225	SO	TR	Oakland, Calif.
4	Lance Olivier	G	5-3	130	FR	HS	Richmond, Calif.
32	Mac Peterson	G	6-3	195	SO	JC	Martinez, Calif.
1	Tim Pierce	F	6-7	215	JR	1V	Oakland, Calif.
21	DeVonte Thomas	F	6-4	235	JR	2V	Fremont, Calif.
	Joe Udeoji	F	6-4	220	SR	SQ	Los Angeles, Calif.
22	C.J. Webster	C	6-9	255	SO	TR	Missouri City, Texas
52	Jerelle Wilson	G	6-1	185	SO	SQ	San Francisco, Calif.
20	DaShawn Wright	G	6-4	185	JR	JC	Gary, Ind.

Head Coach: George Nessman
 Assistant Coaches: Brent Davis, Donald Williams, Tim Marrion
 Director of Basketball Operations: Durwood McCoy

Numerical

NO.	NAME	POS.	HT.	WT.	CLASS	EXP	HOMETOWN
1	Tim Pierce	F	6-7	215	JR	1V	Oakland, Calif.
4	Lance Olivier	G	5-3	130	FR	HS	Richmond, Calif.
5	Justin Graham	G	6-4	195	FR	RS	Ripon, Calif.
11	Darion Goins	G	6-3	205	SO	1V	Cincinnati, Ohio
15	Clint Amberry	F	6-10	205	FR	HS	Los Alamitos, Calif.
20	DaShawn Wright	G	6-4	185	JR	JC	Gary, Ind.
21	DeVonte Thomas	F	6-4	235	JR	2V	Fremont, Calif.
22	C.J. Webster	C	6-9	255	SO	TR	Missouri City, Texas
24	Jamon Hill	G	5-10	175	SR	1V	Hayward, Calif.
30	Chris Oakes	F	6-9	225	SO	TR	Oakland, Calif.
32	Mac Peterson	G	6-3	195	SO	JC	Martinez, Calif.
33	Kevin McDowell	F	6-8	205	FR	RS	Long Beach, Calif.
40	Oliver Caballero	C	6-9	255	FR	RS	Caborca, Mexico
44	Lance Holloway	F	6-8	220	SR	2V	Oakland, Calif.
50	Kevin Fleming	F	6-6	220	SR	1V	San Jose, Calif.
52	Jerelle Wilson	G	6-1	185	SO	SQ	San Francisco, Calif.
	Brad Langston	G	6-0	175	JR	JC	Sacramento, Calif.
	Joe Udeoji	F	6-4	220	SR	SQ	Los Angeles, Calif.

Head Coach: George Nessman
 Assistant Coaches: Brent Davis, Donald Williams, Tim Marrion
 Director of Basketball Operations: Durwood McCoy

Pronunciation Guide

Oliver Caballero	COB-bye-YAIR-row
Darion Goins	GO-ins
Jamon Hill	Jah-MAHN Hill
Joe Udeoji	YOU-dee-OH-gee
DeVonte Thomas	Dah-VON-tay Thomas
Jerelle Wilson	JURR-ell
DaShawn Wright	DAY-shawn

Fast Facts

Location.....San Jose, California
 Enrollment29,604
 Founded.....1857
 Nickname.....Spartans
 ColorsGold, White & Blue
 ConferenceWestern Athletic Conference
 PresidentDon W. Kassing
 Director of AthleticsTom Bowen
 Head Coach
George Nessman (California, 1981)
 Record/Seasons at SJSU11-50, 2 seasons
 Overall Record/Seasons11-50, 2 seasons
 Assistant Coaches
Brent Davis (San Diego State, 2000)
 ..Donald Williams (Cal State Hayward, 1995)
Tim Marrion (Washington State, 2006)
 Director of Basketball Operations
Durwood McCoy (Patten, 2001)
 2006-07 Record5-25
 Conference record/finish4-12/8th place
 Starters Returning/Lost2/3
 Lettermen Returning/Lost.....6/6
 Home CourtThe Event Center (5,000)
 Sports Information DirectorLawrence Fan
 Basketball TrainerScott Shaw

Returning Lettermen (6)

Jamon Hill, G, 5-10, SR, 9.7 ppg., 3.7 rpg.
 Tim Pierce, F, 6-7, JR, 8.3 ppg., 3.3 rpg.
 DeVonte Thomas, F, 6-4, JR, 4.4 ppg., 3.2 rpg.
 Lance Holloway, F, 6-8, SR, 3.1 ppg., 4.3 rpg.
 Darion Goins, G, 6-3, SO, 3.5 ppg., 1.3 rpg.
 Kevin Fleming, F, 6-6, SR

Returning Redshirts (4)

Oliver Caballero, C, 6-9, FR
 Justin Graham, G, 6-4, FR
 Kevin Fleming, F, 6-6, SR
 Kevin McDowell, F, 6-8, FR

Others Returning (2)

Jerelle Wilson, G, 6-1, SO, 0.4 ppg., 0.5 rpg.
 Joe Udeoji, F, 6-4, SR

Letterwinners Lost (6)

Carlton Spencer, G, 6-2, SR, 14.3 ppg., 4.2 rpg.
 Menelik Barbary, C, 6-10, SR, 12.2 ppg., 6.5 rpg.
 Julian Richardson, G, 6-1, SR, 5.4 ppg., 2.5 rpg.
 Kevin Buggs, G, 6-0, FR, 3.0 ppg., 1.7 rpg.
 Kerry Wooldridge, F, 6-8, JR, 2.1 ppg., 2.8 rpg.
 Justonn Smith, G, 6-2, SO, 1.7 ppg., 1.3 rpg.

Newcomers (7)

Clint Amberry, F, 6-10, FR
 Brad Langston, G, 6-0, JR
 Chris Oakes, F, 6-9, SO
 Lance Olivier, G, 5-3, FR
 Mac Peterson, G, 6-3, FR
 C.J. Webster, C, 6-9, SO
 DaShawn Wright, G, 6-4, JR

The United Kingdom Tour



The Reading Rockets and the Spartans pose prior to their "friendly" at the start of the tour.

In a San Jose State first, the Spartans traveled as a team to the United Kingdom for a one-week trip in mid-August. Three games in three days against professional teams in two different Basketball Leagues for "friendlies."



The game results were three San Jose State wins. There was a different top scorer in each game. Freshman **Justin Graham**, the first night; returning guard **Darion Goins**, in the second game; and swingman **Tim Pierce**, in the finale, were the leading scorers. Twice, the Spartans had to come from behind to win.


"For us to play with eight players, it was an impressive statement. There was a changing dynamic in each game. We didn't always play great, but we played really hard and we were pleased with the results," said head coach George Nessman, now entering his third season.

Besides Graham, Goins and Pierce, guards **Jerelle Wilson** and **Jamon Hill**, forwards **DeVonte Thomas** and **Lance Holloway** and center **Oliver Caballero** played.

"The hospitality was outstanding. There was a reception for us every day. The games were intense. We could go all out and after the game, we would all go and meet each other," remembered Nessman.



"By all accounts, it was an outstanding experience for our staff and players. From the cultural activities to the games, it was a wonderful opportunity for all of



Lance Holloway was the team correspondent with his periodic blog.

us," added the San Jose State head coach. "Our players had such a broad learning experience. They were grateful for the opportunity. It, definitely, broadened their horizons."



A trip to Parliament, the United Kingdom's version of Congress in Washington, D.C., was one of their highlights as tourists. A fixture since the 12th century, Nessman described the English landmark as "especially interesting to everybody. There is a really neat atmosphere there. It was a real fun day. They are very strict about what you can and can't do there. The rules added to the fun, actually."

The players also toured Oxford University, Big Ben and the Tower Bridge.

August 17

San Jose State 74

Reading Rockets 64

Scoring – Tim Pierce, 14; Justin Graham, 18; Darion Goins, 2; DeVonte Thomas, 4; Jamon Hill, 11; Oliver Caballero, 13; Lance Holloway, 11; Jerelle Wilson, 1.

August 18

San Jose State 107

London Leopards 73

Scoring – Tim Pierce, 13; Justin Graham, 7; Darion Goins, 22; DeVonte Thomas, 17; Jamon Hill, 20; Oliver Caballero, 9; Lance Holloway, 16; Jerelle Wilson, 3.

August 19

San Jose State 75

Milton Keynes Lions 55

Scoring – Tim Pierce, 25; Justin Graham, 11; Darion Goins, 0; DeVonte Thomas, 5; Jamon Hill, 19; Oliver Caballero, 9; Lance Holloway, 6; Jerelle Wilson, 0.

With little fanfare, **George Nessman** has gone about building the San Jose State University men's basketball program. A year ago, he entered the season with one of the least experienced programs in terms of starting experience. Even with a team that has a majority of underclassmen, the Spartans now have nearly three times as much starting experience over a year ago and a host of returning redshirts. That blend leads to a grounded optimism for the 2007-08 season.

Six letterwinners including starting guard **Jamon Hill** (5-10, SR, 9.7 ppg., 3.7 rpg.) and forward **Lance Holloway** (6-8, SR, 3.1 ppg., 4.3 rpg.) return with the intent of significantly improving on the team's total of five wins from last season.




Head coach George Nessman is in his third season.

"We're a lot better. We're a lot better than where we been. And, I expect us to finish with a lot better record than we have the last two years," said Nessman, who is embarking on his third season with the Spartans.

"Now, we are where we want to be. We have nine underclass-

men on our roster. We're going to have some stability now. Our spring and summer is reflecting that stability. All of our players are proud to be part of the program. They identify with it and are taking ownership of it. That's generating a momentum of its own and that will be a (positive) factor for us, too.

"I think we're better at every position. Given what we've experienced, our optimism is really well-founded. We have a sense of where we've been and what that's felt like.



Jamon Hill should be a steady-influencing influence on the team.

"By position, we're just better. The fun thing for us (as coaches) is we are better with younger guys. That bodes well for us this year. These same names will be appearing the next two, three, four years on our roster."

Besides youth, size and bulk are evident on this San Jose State roster. At full strength, the Spartans can insert one of five 6-foot-8 or taller players in either of the post positions and still have powerfully-built **DeVonte Thomas** (6-4, JR, 4.4 ppg., 3.2 rpg.), crafty **Kevin Fleming** (6-6, SR) and **Joe Udeoji** (6-4, SR) available to mix it up inside. Fleming and



Forward Lance Holloway is a returning starter.


Udeoji, the only player on the 2004 team with more offensive rebounds than defensive ones, are returning players from previous seasons who were forced to play inside roles.

Holloway was one of the Western Athletic Conference's cagiest defenders inside the paint. As a sophomore, he had one of the best shot-blocks-to-minutes played ratios in the conference. He added a scoring touch and durability around the basket to his game as a junior.

Oliver Caballero (6-9, FR) and **C.J. Webster** (6-9, SO) are two 260-pounders who can run the floor and give San Jose State bulk underneath, a characteristic Nessman has not had at his ready call. Caballero received an invitation to compete for a spot on the Mexican national team during the summer of 2007. Webster played a handful of games while enrolled at Texas State University and was a force inside when given an opportunity.

"The last two years, we were overpowered under the basket. That was not a product

of the effort by our kids. It was a product of the lack of power and the size our kids had. Now, that's been resolved," says the San Jose State coach.



DeVonte Thomas can fill a variety of roles for the Spartans.

The Spartans – By Class

Freshmen (5)

Clint Amberry, 6-10, F, HS
Lance Olivier, 5-3, G, RS
Justin Graham, 6-4, G, RS
Kevin McDowell, 6-8, F, RS
Oliver Caballero, 6-9, C, RS

Sophomores (5)

Darion Goins, 6-3, G, 1V
C.J. Webster, 6-9, F, TR
Chris Oakes, 6-9, F, TR
Mac Peterson, 6-3, G, JC
Jerelle Wilson, 6-1, G, SQ

Juniors (4)

Tim Pierce, 6-7, F, 1V
DaShawn Wright, 6-4, G, JC
DeVonte Thomas, 6-4, F, 2V
Brad Langston, 6-0, G, JC

Seniors (4)

Kevin Fleming, 6-6, F, 1V
Jamon Hill, 5-10, G, 1V
Lance Holloway, 6-8, F, 2V
Joe Udeoji, 6-4, F, SQ

Season Outlook



Chris Oakes (6-9, SO) and **Clint Amberry** (6-10, FR) also figure prominently in the post play rotation. A transfer from Pepperdine, Oakes hopes to



Kevin Fleming is capable of helping the Spartans on both ends of the floor.

make his San Jose State debut in mid-December and give the Spartans solid play at both ends of the floor. Amberry was the Co-Most Valuable Player of his league as a high school senior and an all-state selection as a junior.

"Chris Oakes can be an 'impact' player for us. He's 6-9. He can score around the basket. He'll miss the first six games. He's played Division I ball before at Pepperdine and had a really good freshman year," Nessman states.

Along the perimeter, the San Jose State coach can look to a variety of hopefuls for playing time. One of the most improved players returning is **Tim Pierce** (6-7, JR, 8.3 ppg., 3.3 rpg.). Once strictly at home around the three-point line, Pierce has maintained his explosive scoring ability while reining in his offensive repertoire and upgraded his play on the defensive end. Thomas, Fleming and returning red-

shirt **Kevin McDowell** (6-8, FR) are three more possibilities in a scoring forward role.

The Spartans' most consistent scorer last season, Hill can play at either guard position in the San Jose State scheme. **Darion Goins** (6-3, SO, 3.5 ppg., 1.3 rpg.) showed flashes of scoring from the perimeter with a feathery jumper as a freshman. **Mac Peterson** (6-3, SO), a first-team all-state pick for Diablo Valley College, was one of the top three-point shooters in the California Community College system last season and offers another perimeter scoring option. **DaShawn Wright** (6-4, JR), an all-region player from Marshalltown College, is another prospect.



Tim Pierce plans to be more than a 3-point shooting threat.

Justin Graham (6-4, FR) is a big part of the San Jose State freshman class and in the group of returning redshirts. He has the first shot at the point guard position. The Spartans have not entrusted the point guard role full-time to a freshman in the last five years nor have received reliability from a freshman point guard since 1990, but



Darion Goins can rise to the occasion with his jumper.

Nessman believes the 6-foot-4 Graham can get the job done.

"I think Justin Graham has a chance to play a lot of minutes for us. He's our likely point guard as a freshman. He's very talented," says the San Jose State coach.

Hill, returnee **Jerelle Wilson** (6-1, SO, 0.4 ppg., 0.5 rpg.), junior college prospect **Brad Langston** (6-0, JR) and **Lance Olivier** (5-3, FR) are capable of running the team offensively when called.

"If you lined up on the baseline and ran, this team would

beat last year's team by a dramatic margin. We're more athletic, faster and bigger. Sometimes when you get size, you lose speed. We have some really long guys who can play their positions," the Spartans' coach states.

After two seasons with a preponderance of non-conference road games and a 2006-07 schedule that was ranked as high as third most difficult in the nation, San Jose State has more home games against Division I opponents than it has had since the 1999 season.

"We think the schedule is pretty good. It's not littered with cupcakes. It's more realistic. If you look at the RPI's of the teams we're playing in the non-conference season, our schedule is not as imposing as it was last year," according to Nessman, whose team must face six schools that participated in post-season action and eight others that won at least 17 games last season.

With a more realistic schedule, bigger, faster and more talented players who won't use youthful exuberance as an excuse, perhaps there will be a lot of fanfare about San Jose State University this basketball season.



**GEORGE
NESSMAN**
Head Coach
3rd Season



George Nessman was appointed the San Jose State University men's basketball head coach in March 2005. As he heads into his third season leading the Spartans, he continues constructing a foundation for imminent success in competition and in the classroom.

With the third youngest team in the country based on previous major college playing experience, Nessman faced one of the nation's most challenging schedules in 2006-07 according to the in-season Sagarin Ratings. On the road, alone, the Spartans faced six teams that reached the 2007 NCAA Tournament, two others that played in the NIT and four more that had winning records.

Undaunted, his team endured the tough non-conference schedule and doubled its conference win total from his first season at the helm, posted the school's first win over conference foe Fresno State in eight years and had five more WAC games that were decided by five points or less.

Fueled by a desire to hasten improvement, Nessman became the first San Jose State men's basketball coach to successfully organize a summer overseas tour for the Spartans. The team spent a week in the United Kingdom, experienced a different culture and won all its games against teams from the English and British Basketball Leagues.



The trip to the United Kingdom is consistent with his philosophy of placing the San Jose State program in the spotlight. The Spartans have traveled to Duke and to Texas Tech with Nessman facing legendary coaches Mike Krzyzewski and Bob Knight, respectively. This season, San Jose State heads to East Lansing, Mich., for a game with Michigan State.

In his first season, the Spartans ended long road losing streaks both in conference and non-conference action. When the Spartans left the floor with a victory,

more often than not it was by a convincing margin. There were more close games with seven contests decided by four points or less in a 6-25 record during his first season.

Home attendance increased by 20 percent. Away from the court, his student-athletes were much more involved in community activities. San Jose State's recruiting focused much more on student-athletes from the Bay Area and Northern California but still attracted talented newcomers from Southern California and beyond. He became the first Spartan men's basketball coach in 21 years to sign a Bay Area high school senior to a National Letter-of-Intent when DeVonte Thomas decided to join the program in the spring of 2005.

In his first two seasons at San Jose State, his student-athletes earned three Western Athletic Conference All-Academic awards.

Nessman took over the Spartans' position after one season as an assistant coach and recruiting coordinator at the University of California in 2004-05.

Entering his 20th season as a head coach, his teams at the high school, community college and major college levels have won 370 games, placed first in a league or conference nine times and won a state championship.

"This is an exciting opportunity for me. Being in the coaching profession and having the opportunity to take over a Division I program represents the pinnacle of challenges in the



*The Nessman Family
(Front - left to right): Peter, George, Nancy and John.
(Back): Josh and Veronica.*

Coaching Staff



college basketball world," said Nessman when he accepted the job to coach the Spartans. "The support of the university administration and from the new athletics administration led by Tom Bowen will make it fun to take on this challenge."

One of his most significant coaching accomplishments was directing Porterville College to a 33-4 win-loss record, a Central Valley Conference title and the school's first California Community College championship in 2000. Between January 2000 and February 2001, Porterville College won 40 consecutive games covering two seasons – one of the longest winning streaks in the California Community College system's history.

The 2000 California Community College Coach of the Year produced five 20-game winners in nine seasons and a 178-76 win-loss record. Before his arrival, Porterville had four consecutive losing seasons and did not have a plus-.500 winning percentage in 11 years. Nearly 90 percent of the sophomores he coached at Porterville and Bakersfield Colleges continued their college careers at four-year institutions.

In addition to his coaching duties at Porterville, he served the school as its director of athletics from 1995 through 2001 and was the academic advisor for athletics in 2001-02.

The 1981 graduate of the University of California started his coaching career at age 22 when he was hired as the junior varsity and cross country coach at Salesian High School in Richmond, Calif.



"In April (2006) when the season's over, we'll look back on whom all we played and I think we'll be able to say San Jose, tonight, played as hard as anybody we played all year. They came out, and, for the first 15 minutes, I'd rather been coaching them, than us. Their coaches did a better job than we did getting the game started and getting the team started. Their players did a better job than our players." – Texas Tech University head coach Bobby Knight, Nov. 10, 2005



After three seasons, he became the boys varsity assistant coach at Concord, California's De La Salle High School in 1984. Two seasons later, he took over the head coach position at De La Salle and went on to produce a 155-48 win-loss record, five conference championships, one North Coast Section crown and four appearances in the Northern California Tournament of Champions. Two of his most prominent Spartans were future NBA players Jon and Brent Barry.

The 48-year-old native of Stamford, Conn., has two master's degrees – one in education from San Francisco State University in 1988 and a second in physical education and recreation from Saint Mary's College in 1993. Nessman is the only coach in the Western Athletic Conference to earn two master's degrees. He and his wife, Nancy, have four children – Joshua, a student at San Jose State; Veronica, a student at the University of California; Peter and John.

*"Our main goal for our team is to master our system so the system serves you as a player instead of you serving it. As you do that, the game slows down for you. It becomes easier for you. That's been a big emphasis for our guys. See and understand what you are looking at. That's a big teaching point."
– Head coach George Nessman*




*"San Jose State did a really good job of staying in the game during the first half. I thought they outplayed us in the last four or five minutes."
– Duke University coach Mike Krzyzewski, Dec. 31, 2006*

Basketball Staff

Brent Davis
Assistant Coach



Donald Williams
Assistant Coach



Brent Davis joined the San Jose State University staff as an assistant coach in May 2005. Davis came to the Spartans after serving as the head coach at Bakersfield College.

This Spartan assistant earned his bachelor's degree majoring in social science from San Diego State University. Davis went on to earn a master's degree in physical education from Azusa Pacific University in 2002.

He began his coaching career in 1997 as an assistant coach at Redwood High School in Visalia,

Calif. After one season, he moved to San Diego Mesa College where he served as an assistant coach for three seasons.

Davis, born on April 14, 1978, in Tulare, Calif., worked as an assistant coach for George Nessman at Bakersfield College during the 2003 and 2004 seasons before being named head coach.

He and his wife, Aimee, live in San Jose. Aimee completed her doctoral program in physical therapy at the University of the Pacific in October 2007.



Brent & Aimee Davis



Donald Williams is in his fifth season and second tenure as a San Jose State University men's basketball assistant coach. He spent the 2003 and 2004 seasons with the Spartans.

Williams first joined the coaching staff after five seasons as the boys varsity assistant coach at San Leandro (Calif.) High School.

The 1995 graduate of California State University - Hayward played two seasons of basketball for the Pioneers after transferring

from Porterville College.

Williams was born on October 17, 1970, in Pontiac, Mich. He and his wife, LaShonda, are the parents of two sons, Justin and Jalen.



Donald, LaShonda, Justin and Jalen Williams

Basketball Staff



Tim Marrion
Assistant Coach



Durwood McCoy
Director of Men's
Basketball Operations



Tim Marrion is in his second season as a member of the San Jose State University men's basketball staff and his first as an assistant coach. During the 2006-07 season, he served as the program's administrative assistant.

Marrion came to the Spartans after three seasons at Washington State University as a student assistant. His duties included the preparation of scouting reports, video coordination, film exchange and coordinating team meals.

The 2006 Washington State University graduate majored in sports management with a minor in leadership studies. Marrion has worked as a guest coach at summer youth basketball camps in Northern California, Kentucky and Washington.

The native of Nottingham, England, one of the youngest assistants at the Division I level, was born on April 2, 1985.



Durwood McCoy is in his third season as a member of the San Jose State University men's basketball staff. He returns for his second season as the director of basketball operations. In 2005-06, he was the team's administrative assistant.

McCoy joined the Spartans after serving as a recreational director for Tule River Tribal Council in Porterville, Calif., from 2003 to 2005. He began a career in coaching as an assistant coach to George Nessman at Bakersfield College during the 2003 season.

The graduate of Patten University majored in organizational management. He was a two-time All-Cal Pac Conference selection in basketball. McCoy earned first-team recognition his junior season and honorable mention honors as a senior.

McCoy was born in Chicago, Ill., on December 15, 1977.



50

KEVIN FLEMING
Forward
6-6, 220, SR, 1V
San Jose, Calif.
Sociology Major



AT SAN JOSE STATE: In his third season at San Jose State...signed with the Spartans in the spring of 2005....redshirted the 2007 season...expected to compete for playing time along the perimeter...capable of playing an interior position if needed.



2005-06: One of seven Spartans to see action in all 31 games...played both a wing and a post position...started four times, all in non-conference action...averaged 5.8 points and 2.7 rebounds per game in a starting role...scored in double figures twice, both in non-conference play...had a season-high 15 points in the Portland win (Nov. 11) in the Coaches vs. Cancer Classic...opened the Coaches vs. Cancer Classic and the season

with 9 rebounds and 8 points against host Texas Tech (Nov. 10)...also scored 13 points at Pacific (Dec. 7)...had a season-high 10 rebounds and added 9 points against New Mexico State (Jan. 28)...seemed to play some of his most productive ball on the 7th day of a month...had his conference scoring high of 8 points and pulled down 9 rebounds against Nevada (Jan. 7).

WEST VALLEY COLLEGE: Played two seasons (Coach Danny Yoshikawa)...was a second-team Coast Conference selection in 2005...averaged 12.0 points and 5.6 rebounds a game...helped West Valley to a 25-8 win-loss record, a conference championship and a berth in the Elite Eight of the 2005 California Community College championship tournament...also received all-conference tournament recognition as a freshman.

OAK HILL ACADEMY: Played his prep basketball (Coach Steve Smith) at Oak Hill Academy in Mouth of Wilson, Va...also lettered in tennis.




posted a 16-13 win-loss record...grandfather, the late Ed Fleming, played basketball at Oregon State in the late 1940's...turned 23-years-old in 2007.

KEVIN: Majoring in sociology...enjoys golf and playing the guitar...third-generation college student-athlete...his sister, Jessica Fleming, played volleyball at Texas Christian University in 2003...dad, Dennis Fleming, played college basketball at George Mason University...has an uncle, Matt Fleming, who was the starting center on the 1985 San Jose State University men's basketball team that

Career Highs

PTS. – 15, vs. Portland, Nov. 11, 2005
FG – 5, twice, last at Pacific, Dec. 7, 2005
FGA – 10, vs. Texas Tech, Nov. 10, 2005
3FG – 1, twice, last at Pacific, Dec. 7, 2005
3FGA – 2, twice, last at Pacific, Dec. 7, 2005
FT – 5, twice, last vs. New Mexico State, Jan. 28, 2006
FTA – 6, vs. Portland, Nov. 11, 2005
REB – 10, vs. New Mexico State, Jan. 28, 2006
A – 2, three times, last vs. Nevada, Jan. 7, 2006
BLK – 1, three times, last vs. Nevada, Jan. 7, 2006
S – 3, twice, last at Pacific, Dec. 7, 2005




San Jose State University Statistics

SEASON	G/S	MIN	FG-FGA	Pct.	3FG-FGA	Pct.	FT-FTA	Pct.	REB	Avg.	A	Avg.	PF-D	Pts.	Avg.	HG
2006...JR	31/4	402	38-110	.345	2-9	.222	33-48	.688	31-58-89	2.9	16	0.5	33-1	111	3.6	15
2007...Redshirt																

Western Athletic Conference Statistics

2006...JR	16/0	167	12-43	.279	0-1	.000	17-25	.680	19-27-46	2.9	7	0.4	16-0	41	2.6	9
-----------	------	-----	-------	------	-----	------	-------	------	----------	-----	---	-----	------	----	-----	---


11
DARION GOINS
 Guard
 6-3, 205, SO, 1V
 Cincinnati, Ohio
 Major - Undeclared



AT SAN JOSE STATE: In his second season at San Jose State...signed a National Letter-of-Intent in the 2006 spring signing period...competing for playing time at a guard spot...first first-time freshman in the starting lineup for a season-opening game since the 1997-98 season.




TOURING THE UNITED KINGDOM: Averaged 8.7 points per game on the tour...led the Spartans in scoring with 22 points in the win over the London Leopards. *"My personal experience with Europe was pretty cool. It was my first time out of the country. The people over there were very down to earth. I would recommend that other people visit London, because it is very interesting to see how other people live. I just want to thank the school for giving me an opportunity to visit this beautiful country."* – Darion Goins



2006-07: Played in all 30 games and was a starter six times...a starter the first five games of the season and in the Cal State Fullerton contest (Dec. 23)...made an immediate impact in the season opener at UC Santa Barbara (Nov. 10) with his season highs of 16 points and 7 rebounds...scored in double figures three times on

the season...contributed 16 points in the win over Cal Poly (Dec. 3) with his best shooting performance of the season...was 4-of-6 from three-point range and 6-of-10 overall from the field in the Cal Poly triumph...also scored 12 points against Portland State capping a three-game stretch in which he was 14-of-25 (56.0 percent) from the field and 5-of-11 (45.5 percent) from three-point land...handed out nine of his season total of 19 assists in the first four games...had his season high 4 steals at BYU (Dec. 6) during his proficient shooting streak...popped for 8 points on 4-of-8 from the floor at Duke (Dec. 31)...was an infrequent shooter in conference games...had a conference scoring high of 6 points at Hawai'i (Jan. 25) making 2-of-4 from the field.




HARMONY PREP: Played one season at Harmony Prep School in Cincinnati, Ohio...team recorded a 29-3 win-loss record in 2005-06...averaged 16 points and three assists a game.

NORTH COLLEGE HILL HIGH: Played two seasons at North College Hill High School in Cincinnati, Ohio (Coach Jamie Mahaffey)...team was 48-2 in his two seasons...averaged 9.1 points and shot 43 percent from three-point range as a senior...was a first-team all-league player his senior season.

DARION: Has not declared a major...was born in Cincinnati, Ohio...turned 20-years-old in 2007.

Career Highs

- PTS.** – 16, twice, last vs. Cal Poly, Dec. 3, 2006
- FG** – 7, at UC Santa Barbara, Nov. 10, 2006
- FGA** – 12, at UC Santa Barbara, Nov. 10, 2006
- 3FG** – 4, vs. Cal Poly, Dec. 3, 2006
- 3 FGA** – 6, twice, last vs. Cal Poly, Dec. 3, 2006
- FT** – 2, twice, last vs. Portland State, Dec. 10, 2006
- FTA** – 3, at BYU, Dec. 6, 2006
- REB** – 7, at UC Santa Barbara, Nov. 10, 2006
- A** – 3, twice, last at Arizona State, Nov. 21, 2006
- S** – 4, at BYU, Dec. 6, 2006



San Jose State University Statistics

SEASON	G/S	MIN	FG-FGA	Pct.	3FG-FGA	Pct.	FT-FTA	Pct.	REB	Avg.	A	Avg.	PF-D	Pts.	Avg.	HG
2007...FR	30/6	371	44-117	.376	13-52	.250	4-7	.571	11-28-39	1.3	19	0.6	24-0	105	3.3	16

Western Athletic Conference Statistics

2007...FR	16/0	117	12-39	.308	4-21	.190	0-2	.000	4-8-12	0.8	4	0.2	12-0	28	1.8	6
-----------	------	-----	-------	------	------	------	-----	------	--------	-----	---	-----	------	----	-----	---

JAMON HILL

Guard

24

5-10, 175, SR, 1V

Hayward, Calif.

Communication

Studies Major



AT SAN JOSE STATE:
In his second season at San Jose State...signed in the 2006 spring signing period...capable of playing either guard position for the Spartans...team's top returning scorer and assist man.

TOURING THE UNITED KINGDOM:

Averaged 17.3 points per game...was one of two players to score in double-figures in each of the three games. "It was a wonderful

experience for me. It was my second time being out of the country. I've been to China and it's much different than China and much different than the United States. It was definitely fun for me. We bonded as a team and it was good we got some victories. We went to see the Parliament, where the Queen (of England) lives, and places I've never seen before but have heard about. It was fun to see those places in person. The way people talk is different and they drive on the other side of the road. That was something that really stuck out for all of us." – Jamon Hill



2006-07: Only player on the team to start in all 30 games...one of two players on the team who played an entire game when he went from start to finish in the Louisiana Tech win (Feb. 8)...third on the team in scoring with a 9.7 average...scored in double figures 18 times including a season-high 16 in the win at Idaho (Feb. 1)...was one of two players to score in double figures in each of the four conference victories...scored 12 points in nine different games...had two streaks of four consecutive double-figure scoring contests during the season...made at least one 3-point basket in 21 games...best shooting stretch during the season was a 15-for-27 three-game period in which the Spartans won at Idaho (Feb. 1) and over Louisiana Tech (Feb. 8)...was the team's most reliable free throw marksman (73.3 percent)...leader in assists (79)...11th in the WAC in assists...season-best 7 assists in the Cal Poly win (Dec. 3)...had at least one assist in 27 of the

team's 30 games...one of four players on the team who had more assists than turnovers...season high 9 rebounds against Idaho in the WAC Tournament (Mar. 6)...second on the team in steals with 36...had at least one steal in 20 of the team's 30 games.

SAN JOSE CITY COLLEGE: Played two seasons at San Jose City College (Coach Percy Carr)...averaged 16.0 points, 3.5 rebounds and 3.0 assists...was a second-team all-state selection by JCHoops.com.


HAYWARD HIGH: Played three seasons of varsity basketball (Coach Jesse Formaker)...was a third-team All-Bay Area choice as a senior.

JAMON: Majoring in communications studies...toured China with San Jose City College in the summer of 2005...would like an executive director job title during his professional career...was born in San Leandro, Calif...turned 21-years-old in 2007.



Career Highs

- PTS. – 16, at Idaho, Feb. 1, 2007
- FG – 5, five times, last at Boise State, Feb. 22, 2007
- FGA – 15, at Boise State, Feb. 22, 2007
- 3FG – 5, five times, last at Boise State, Feb. 22, 2007
- 3FGA – 15, at Boise State, Feb. 22, 2007
- FT – 6, at Idaho, Feb. 1, 2007
- FTA – 9, at Idaho, Feb. 1, 2007
- REB – 9, vs. Idaho, Mar. 6, 2007
- A – 7, vs. Cal Poly, Dec. 3, 2006
- S – 3, six times, last at Utah State, Feb. 3, 2007



San Jose State University Statistics

SEASON	G/S	MIN	FG-FGA	Pct.	3FG-FGA	Pct.	FT-FTA	Pct.	REB	Avg.	A	Avg.	PF	Pts.	Avg. HG
2007...JR	30/30	978	98-298	.329	33-120	.275	63-86	.733	38-73-111	3.7	79	2.6	51-1	292	9.7 16

Western Athletic Conference Statistics


2007...JR	16/16	525	56-158	.354	14-53	.264	36-51	.706	19-37-56	3.5	41	2.5	22-0	162	10.1 16
-----------	-------	-----	--------	------	-------	------	-------	------	----------	-----	----	-----	------	-----	---------



LANCE HOLLOWAY

44

Forward
6-8, 220, SR, 2V
Oakland, Calif.
Business Major



AT SAN JOSE STATE:
 In his fifth season at San Jose State... redshirted the 2004-05 season...joined the team as a walk-on candidate for 2003-04...a 2004 and 2006 San Jose State University "Scholar-Athlete" honoree...2007 academic All-WAC.

TOURING THE UNITED KINGDOM:


Averaged 11.3 points per game...*"The trip to England was a great experience. Our country is very young compared to a lot of other places in the world. It was good to see some very ancient history and traditions. I wrote a blog for SJSU's web page on our team's daily experiences. We visited Oxford University, one of the oldest institutions along with monuments such as Big Ben, The Tower of London and the London Bridge. The most impressive was Parliament. There we learned how Parliament was formed and how they make decisions. In all, I was glad to make what I had once only seen in pictures and on TV come to a life experience."* – Lance Holloway

pared to a lot of other places in the world. It was good to see some very ancient history and traditions. I wrote a blog for SJSU's web page on our team's daily experiences. We visited Oxford University, one of the oldest institutions along with monuments such as Big Ben, The Tower of London and the London Bridge. The most impressive was Parliament. There we learned how Parliament was formed and how they make decisions. In all, I was glad to make what I had once only seen in pictures and on TV come to a life experience. – Lance Holloway

2006-07: Had his best season at the major college level...started 23 of the team's 30 games...second most starts of any player on the team...finished the season starting the last 14 games...had the third largest increase in playing time in the WAC (722 minutes)...averaged 3.1 points per game...had his first two double-figure scoring efforts of his career...12 points against Boise State (Feb. 10) and at Northern Arizona (Feb. 17)...second on the team in rebounding with a 4.3 average...had his single-game best of 9 rebounds in the season opener at UC Santa Barbara (Nov. 10)...more than doubled his blocked shot total from the 2006 season to 25...matched his single-game career best of 3 blocked shots three different times during the season...career best 4 steals in the win over Fresno State (Jan. 13).

2005-06: Appeared in 15 games, all in a reserve capacity...played in just one game prior to the start of conference action, but became a key frontcourt reserve during WAC play...first gave notice of his improved play when he blocked a pair of shots in the second half of the 57-53 win at Idaho (Jan. 21)...played in each of the remaining 11 games...had one of the best blocked shots-to-minutes played ratios in the

WAC...blocked one shot every 9.09 minutes of action...finished the season with four games in which he blocked two or more opponent field goal tries...matched his career high of 4 rebounds in the game at Hawai'i (Feb. 4)...set new personal single-game marks of five rebounds and three blocked shots the next game in the second win over Idaho (Feb. 9)...scored more than half his season point total and posted a then single-game high of 8 points at Nevada (Mar. 2)...had the best rebounds-to-minutes played ratio on the team collecting a rebound in every 3.57 minutes of action....notched his then-personal single-game best of 8 rebounds in 18 minutes at Utah State (Mar. 4).



2003-04: Appeared in 10 games, all in a reserve capacity...played 10 or more minutes in four of the 10 games in which he appeared...saw more action in conference competition...scored his only points of the season against UC Santa Cruz (Nov. 25) and SMU (Feb. 12)...blocked a shot and was credited with a steal in his final two appearances of the season against Boise State (Feb. 21) and at Nevada (Mar. 6).

BISHOP O'DOWD HIGH: Played two seasons of varsity basketball at Bishop O'Dowd High School in Oakland, Calif. (Coach Mike Phelps)...helped his team to a 29-2 win-loss record and the 2003 North Coast Section championship...entered high school 6-feet tall and grew an average of two inches each year.

LANCE: Majoring in business management...his dad, Cameron Holloway, was a wide receiver who played at the University of Nevada-Las Vegas in the 1980's...has a fraternal twin sister enrolled at the University of California...enjoys listening to the music of Jay-Z and 50 Cent...has an interest in marketing basketball-related products or becoming a sports agent...born in Oakland, Calif., and turned 22-years-old in 2007.

Career Highs

- PTS.** – 12, twice, last at Northern Arizona, Feb. 16, 2007
- FG** – 6, vs. Boise State, Feb. 10, 2007
- FGA** – 8, vs. Boise State, Feb. 10, 2007
- FT** – 4, vs. Nevada, Jan. 11, 2007
- FTA** – 4, four times, last vs. New Mexico State, Jan. 27, 2007
- REB** – 13, vs. Idaho, Mar. 6, 2007
- A** – 4, vs. New Mexico State, Jan. 27, 2007
- BLK** – 6, three times, last vs. Hawai'i, Feb. 24, 2007
- S** – 4, vs. Fresno State, Jan. 13, 2007



San Jose State University Statistics

SEASON	G/S	MIN	FG-FGA	Pct.	3FG-FGA	Pct.	FT-FTA	Pct.	REB	Avg.	A	Avg.	PF	Pts.	Avg.	HG
2004...FR	10/0	71	2-4	.500	0-0	.000	3-4	.750	4-5-9	0.9	1	0.1	8-0	7	0.7	4
2005...Redshirt																
2006...SO	15/0	100	6-13	.462	0-0	.000	3-6	.500	11-17-28	1.9	1	0.1	11-0	15	1.0	8
2007...JR	30/23	722	36-82	.439	0-1	.000	21-34	.618	49-80-129	4.3	18	0.6	69-1	93	3.1	12
TOTALS	55/23	893	44-99	.444	0-1	.000	27-44	.614	64-102-166	3.0	20	0.4	88-1	115	2.1	12

Western Athletic Conference Statistics

2004...FR	8/0	60	1-2	.500	0-0	.000	2-2	1.000	2-3-5	0.6	1	0.1	7-0	4	0.5	4
2006...SO	12/0	88	6-13	.462	0-0	.000	3-6	.500	11-15-26	2.2	1	0.1	11-0	15	1.3	8
2007...JR	16/13	441	24-51	.471	0-0	.000	9-15	.600	29-38-67	4.2	15	0.9	39-0	57	3.6	12
TOTALS	36/13	589	31-66	.469	0-0	.000	14-23	.609	42-56-98	2.7	17	0.5	57-0	76	2.1	12

1

TIM PIERCE

Forward
6-7, 215, JR, 1V
Oakland, Calif.
Sociology Major



AT SAN JOSE STATE: In his second season at San Jose State...signed during the 2005 fall signing period...transfer from Arizona State University...doubled his rebounding output and nearly tripled his scoring per game between his freshman and sophomore seasons.

TOURING THE UNITED KINGDOM: Played in all three games and averaged 17.1 points per game...was the team's

leading scorer against the Milton Keynes Lions scoring 25 points...*"Going to England, for the team and me, was a good learning experience. It helped us come together, since we had players who never played D-I ball before and we got to know what each other's strengths are. I got to see the schools out there. It's a lot different from here. We got to talk to a whole lot of people and view another culture instead of the USA way of living. If I had a chance, I'd probably go back."* – Tim Pierce

2006-07: Played in 27 of the Spartans' 30 games...started the first 10 games of the season and appeared in a reserve role his final 17 contests...fourth on the team in scoring with an 8.3 average...was in double-figure scoring 10 times...had three games with 20 or more points...career scoring high of 23 at Santa Clara (Nov. 27)...had 20 points in the win at Idaho (Feb. 1) and 20 at Nevada (Feb. 14)...shared or was the team leader in scoring in seven games...team leader in 3-point field goals (40)...made five 3-point baskets in the Santa Clara and Idaho games during his 20 or more point performances...averaged 3.3 rebounds a game...had his single-game best of 8 rebounds in back-to-back games at Duke (Dec. 31) and Louisiana Tech (Mar. 4).

ARIZONA STATE: Played the 2005 season for the Sun Devils...appeared in 21 games, all as a reserve guard...averaged 3.0 points per game...was in double-figure scoring twice...had a season-high 12 points in the win over Long Island (Dec.



28)...had a conference scoring best of 10 points against Southern California (Jan. 15)...season rebounding high of six came in the season opener against Jackson State (Nov. 21).

HERCULES HIGH: Played his senior season at Hercules (Calif.) High School (Coach Mark Olivier)...averaged 28.4 points and scored 739 points in 2003-04...was rated among the top players in Northern California...7th in California and was the top forward according to CalHi Sports.com...#70 by School Sports...#77 by Clark Francis of Basketball Times...had a 50-point game on February 24, 2004.

FREMONT HIGH: Played three seasons at Fremont High School in Oakland, Calif...received all-league, all-city, and second-team all-state recognition...averaged 26.2 points a game as a junior...averaged 26.4 points per game as a sophomore including a 42-point performance against De La Salle High of Concord...was credited with 24 rebounds in a game against El Cerrito High...averaged 11.2 points a game as a freshman on the varsity team.

TIM: Majoring in sociology...finished his high school career scoring 2,385 points in 103 games for a 23.2 average...was born in Oakland, Calif...turned 22-years-old in 2007.

Career Highs

PTS. – 23, at Santa Clara, Nov. 27, 2006
FG – 8, at Nevada, Feb. 14, 2007
FGA – 15, twice, last at Nevada, Feb. 14, 2007
3FG – 5, twice, last at Idaho, Feb. 1, 2007
3FGA – 9, three times, last vs. Portland State, Dec. 10, 2006
FT – 7, at UC Santa Barbara, Nov. 10, 2006
FTA – 10, at UC Santa Barbara, Nov. 10, 2006
REB – 8, twice, last at Louisiana Tech, Jan. 4, 2007
A – 3, at Arizona State, Nov. 21, 2006
BLK – 1, three times, last at Idaho, Feb. 1, 2007
S – 2, twice, last at Northern Arizona, Feb. 16, 2007



Arizona State University Statistics

SEASON	G/S	MIN	FG-FGA	Pct.	3FG-FGA	Pct.	FT-FTA	Pct.	REB	Avg.	A	Avg.	PF	Pts.	Avg.	HG
2005...FR	21/0	173	25-66	.379	10-36	.278	4-8	.500	14-19-33	1.6	11	0.5		64	3.0	12

San Jose State University Statistics

SEASON	G/S	MIN	FG-FGA	Pct.	3FG-FGA	Pct.	FT-FTA	Pct.	REB	Avg.	A	Avg.	PF	Pts.	Avg.	HG
2007...SO	27/10	490	70-204	.343	40-127	.315	43-59	.729	26-64-90	3.3	20	0.7	47-1	223	8.3	23
CAREER	48/10	663	95-270	.352	50-163	.307	47-67	.701	40-83-123	2.6	31	0.6		287	5.9	23

Western Athletic Conference Statistics

2007...SO	13/0	184	32-78	.410	15-43	.349	9-14	.643	12-31-43	3.3	10	0.8	23-1	88	6.8	20
-----------	------	-----	-------	------	-------	------	------	------	----------	-----	----	-----	------	----	-----	----

21

DEVONTE THOMAS

Forward
6-4, 235, JR, 2V
Fremont, Calif.
Sociology Major




AT SAN JOSE STATE: In his third season at San Jose State...signed with the Spartans during the 2005 spring signing period...became the first San Francisco Bay Area high school product in 21 years to sign a National Letter-of-Intent and play for the San Jose State men's basketball team...improved his field goal accuracy (+10.3 percent), rebounding proficiency (+45.5 percent) and

scoring output (+109.5 percent) significantly between his freshman and sophomore seasons...five career double-figure scoring games and one double-double entering the 2007-08 season.

TOURING THE UNITED KINGDOM: Played in all three games and averaged 8.0 points per game...*"Since I moved back home, I got to hang out a lot more with my teammates. I got to be in a different country with my teammates. That's very special to me. They drive on the wrong side of the street and they drive real crazy out there. The food is a lot different. They have a queen. We don't have a queen. We have a President. That's a lot different to me. We got to play some pro basketball players and we beat them. That is a good way to start off the season."* – DeVonte Thomas

2006-07: Played in 23 games and started seven times...seven starts spanned the last three December non-conference and first four WAC contests...averaged 8.9 points and 5.7 rebounds per game and shot 50.0 percent from the field (28-of-56) as a starter...first start yielded his first major college double-double with 15 points and 10 rebounds against Long Beach State (Dec. 17)...followed up with his first back-to-back double-figure scoring games as a Spartan with a career-high 18 points at Cal State Fullerton (Dec. 23)...best WAC game was at New Mexico State (Jan. 6) with his last double-figure scoring game of the season, 13 points, and a conference best 6 rebounds...first double-figure scoring game of the season was a 10-point performance with 5 rebounds as a reserve at Brigham Young (Dec. 6).

2005-06: One of seven Spartans to appear in all 31 games...started back-to-back games against UC Santa Barbara (Feb. 18) and at New Mexico State (Feb. 20)...scored 7 points, grabbed 5 rebounds and was credited with 2 steals in his major college debut at Texas Tech (Nov. 10) in the 2K Coaches vs. Cancer Classic...followed up with a 6-point, 5-rebound performance at California (Nov. 30)...first double-figure scoring game for the Spartans was against Louisiana Tech (Jan. 26) with his season highs of 10 points and 7 rebounds...had his greatest statistical success in conference action against Louisiana Tech averaging 7.0 points and 6.5 rebounds in two outings...contributed 4 points and 3 rebounds in the Idaho win (Feb. 9)...had the third best rebounds-to-minutes played ratio on the team...averaged grabbing a rebound every 4.3 minutes of action.



AT KENNEDY HIGH: Three-sport letterwinner at Kennedy High School in Fremont, Calif....lettered in basketball (Coach Dave Domelle) his sophomore through senior seasons...averaged 19.8 points and 8.8 rebounds a game his senior season...was second in the Mission Valley League in scoring and rebounding...had nine double-doubles including eight in a row as a senior...had a single-game scoring high of 39 against Woodside High School in December 2004...was an all-league choice, a third-team All-East Bay selection by the Alameda Newspaper Group and an honorable mention All-Metro (San Francisco Bay Area) pick by the *San Francisco Chronicle*... ranked #12-prospect in his year's senior class by NorcalPreps.com... also was a wide receiver on the 2004 football team and a sprinter on the track and field squad.

DEVONTE: Sociology major...turned 21-years-old in 2007.

Career Highs

PTS. – 18, at Cal State Fullerton, Dec. 23, 2006
FG – 8, at Cal State Fullerton, Dec. 23, 2006
FGA – 13, at Cal State Fullerton, Dec. 23, 2006
FT – 3, at Santa Clara, Nov. 27, 2006
FTA – 4, twice, last vs. Long Beach State, Dec. 17, 2006
REB – 10, vs. Long Beach State, Dec. 17, 2006
A – 2, four times, last at BYU, Dec. 6, 2006
BLK – 1, at New Mexico State, Jan. 6, 2007
S – 2, twice, last vs. Idaho, Mar. 3, 2007



San Jose State University Statistics

SEASON	G/S	MIN	FG-FGA	Pct.	3FG-FGA	Pct.	FT-FTA	Pct.	REB	Avg.	A	Avg.	PF	Pts.	Avg.	HG
2006...FR	31/2	298	29-82	.354	0-1	.000	7-20	.350	30-39-69	2.2	6	0.2	22-0	65	2.1	10
2007...SO	23/7	318	43-94	.457	0-1	.000	15-24	.625	29-45-74	3.2	11	0.3	29-0	101	4.4	18
CAREER	54/9	616	72-176	.409	0-2	.000	22-44	.500	59-84-143	2.6	17	0.3	51-0	166	3.1	18

Western Athletic Conference Statistics

2006...FR	16/1	176	17-44	.386	0-0	.000	3-10	.300	16-29-45	2.8	4	0.2	10-0	37	2.3	10
2007...SO	11/4	145	14-40	.350	0-0	.000	5-6	.833	7-18-25	2.3	4	0.4	15-0	33	3.0	13
CAREER	27/5	321	31-84	.369	0-0	.000	8-16	.500	23-47-70	2.6	8	0.3	25-0	70	2.6	13

JERELLE WILSON

52

Guard
6-1, 177, SO, SQ
San Francisco, Calif.
Major - Undeclared




AT SAN JOSE STATE: In his second season at San Jose State...made the team as a walk-on prospect...only returning walk-on player from the 2006-07 team.

TOURING THE UNITED KINGDOM: Played in all three games and averaged 1.7 points per game...*"Our trip to England was a trip that I always will remember. I got to travel overseas which is something that I never did before and experience life in another cul-*

ture. One of the most interesting things that we did was take a tour of Parliament and learned more about their history and government. Besides all the sightseeing, I was able to build a stronger relationship with my teammates and coaches which was most important to me. I believe we left Europe as a better team with a lot more confidence." – Jerelle Wilson

2006-07: Appeared in eight games, all in a reserve capacity...saw action in seven non-conference contests and in the WAC opener at Louisiana Tech (Jan. 4)...scored his first basket of the season, a three-pointer, at Saint Mary's (Nov. 27)...had a season-high 3 rebounds at Cal State Fullerton (Dec. 23)...was credited with steals in the Stanford (Nov.



14) and Long Beach State (Dec. 17) contests.

SACRED HEART CATHEDRAL PREP:


Two-time letterwinner in basketball at Sacred Heart Cathedral Prep in San Francisco, Calif. (Coach John Perez)...averaged 17 points per game and led his team in rebounding as a senior...was a 2006 second-team All-West Catholic Athletic League selection...named a first-team All-City selection by the *San Francisco Independent*... *San Francisco Chronicle* honorable mention All-Metro pick... helped his team advance to the Division IV state championship game.



JERELLE: Has not declared an academic major...spent his sophomore year at International High School in San Francisco and lettered in basketball...enjoys building model cars - a hobby of his for the last six years...claims his top model is a Toyota Supra...would like to own an auto repair shop after he graduates from San Jose State...lists Kobe Bryant as his favorite NBA player...began playing basketball at age eight...has worked at the Boys & Girls Club in San Francisco as a youth counselor...was born in San Francisco and celebrated his 20th birthday in 2007 before the start of the regular season.

Career Highs

- PTS. – 3, at Saint Mary's, Nov. 27, 2006
- FG – 1, at Saint Mary's, Nov. 27, 2006
- FGA – 2, at Stanford, Nov. 14, 2006
- 3FG – 1, at Saint Mary's, Nov. 27, 2006
- 3FGA – 1, twice, last at Saint Mary's, Nov. 27, 2006
- REB – 3, at Cal State Fullerton, Dec. 23, 2006
- S – 1, twice, last vs. Long Beach State, Dec. 17, 2006



San Jose State University Statistics

SEASON	G/S	MIN	FG-FGA	Pct.	3FG-FGA	Pct.	FT-FTA	Pct.	REB	Avg.	A	Avg.	PF	Pts.	Avg.	HG
2007...FR	8/0	21	1-3	.333	1-2	.500	0-2	.000	1-3-4	0.5	0	0.0	2-0	3	0.4	3


Western Athletic Conference Statistics

2007...FR	1/0	4	0-0	.000	0-0	.000	0-0	.000	0-0-0	0	0	0.0	0-0	0	0.0	0
-----------	-----	---	-----	------	-----	------	-----	------	-------	---	---	-----	-----	---	-----	---

15
**CLINT
 AMBERRY**
 Forward
 6-10, 205, FR, HS
 Rossmoor, Calif.
 History Major



40
**OLIVER
 CABALLERO**
 Center
 6-9, 255, FR, RS
 Caborca, Mexico
 Social Science Major



AT SAN JOSE STATE:
 In his first season at San Jose State...signed with the Spartans during the 2007 spring signing period...one of five freshmen on the roster.

LOS ALAMITOS HIGH: Lettered two seasons at Los Alamitos (Calif.) High (Coach Russell May)...was a first-team all-state choice by CalHi Sports as a junior...averaged 14.1

points and 8.3 rebounds as a junior...as a senior, he averaged 16.0 points and 8.0 rebounds...team won 29 games each season...2006-07 Co Most Valuable Player in the Sunset League...was rated among the top-200 high school seniors by several national recruiting services.

CLINT: Planning to major in history....would like to become a high school teacher...has a grandfather, Dr. Tom Amberry, who is in the Guinness Book of Records for consecutive free throws made at 2,750 ...first started playing basketball when he was 9-years-old...lists Dirk Nowitzki as his favorite player...enjoys bike riding and swimming...was a junior life guard for five years...likes listening to the music of Johnny Cash; James Taylor; Crosby, Stills, Nash & Young; and Simon & Garfunkel... born in Bellflower, Calif., and turned 19-years-old in 2007.



AT SAN JOSE STATE:
 In his second season at San Jose State...signed with the Spartans during the 2005 fall signing period...red-shirted the 2006-07 season.

TOURING THE UNITED KINGDOM:
 Averaged 9.3 points per game...*"First of all, as a team, we got together as a family. We learned a lot from each other. I think the team is becoming more united. That's very important, because our chemistry is growing. In terms of basketball, we played against a lot of pro players. They were pretty good and we learned a lot. If we stay together and fight together, we can win. Culturally, it's different from here (the United States) and Mexico. It's very diverse. People are very polite, respectful and I like it. They're very short over there. In America, there are a lot of big people."* – Oliver Caballero



ALISAL HIGH SCHOOL: Played the 2004-05 season for Alisal High School in Salinas, Calif. (Coach Jose Gil)...averaged 17.2 points and 9.6 rebounds a game.

OLIVER: Social science major...came to the U.S. in 2004 and settled in Salinas, Calif...busy summer included a tryout with the Mexican National Team for the 2007 Tournament of the Americas...born in Caborca, Sonora, Mexico...turned 20-years-old in 2007.

Player Profiles



**JUSTIN
GRAHAM**
Guard
6-4, 195, FR, RS
Ripon, Calif.
Major - Undeclared



**BRAD
LANGSTON**
Guard
6-0, 175, JR, JC
Sacramento, Calif.
Communications Major



AT SAN JOSE STATE: In his second season at San Jose State...signed a National Letter-of-Intent during the 2005 Fall signing period...redshirted the 2006-07 season...team representative on the 2007-08 San Jose State University Student-Athlete Advisory Committee.



TOURING THE UNITED KINGDOM: Averaged 12.3 points per game...leading scorer in the win over the London Leopards at the start of the tour...*"I got to bond with my teammates. We spent a lot of time together and visited a lot of places. Not only did I get to bond with my teammates, I got to find out what they are like. We played three games in England - three good games against solid opponents. It was very encouraging to see that."* - Justin Graham

RIPON HIGH : Lettered in basketball (Coach Rod Wright), football and cross country at Ripon (Calif.) High School...helped his team to 55 wins in his junior and senior seasons...was a two-time "Most Valuable Player" of the Trans-Valley League and *Manteca Bulletin* "Player of the Year" ...was an all-state Division IV selection his senior season...led his team and league in scoring, assists, blocked shots and steals in 2006...averaged 15.6 points, 7.5 rebounds, 6.0 assists and 3.5 steals per game as a senior...averaged 15.9 points, 7.3 rebounds and 5.5 assists per game as a junior...team recorded a 29-3 overall record...led the league in assists and blocked shots, was second in steals and was third in scoring average...was a wide receiver in football and caught 15 passes his junior season.

JUSTIN: Plans to major in communications...is a step-grandson of former Phoenix Suns center Neal Walk, the second pick in the 1969 NBA Draft behind UCLA's Lew Alcindor...born in Turlock, Calif., and turned 19-years-old in 2007.

AT SAN JOSE STATE:
In his first season at San Jose State...joined the Spartans as a walk-on prospect.

SIERRA COLLEGE:
Played two seasons at Sierra College (Coach John Fusano)...was a second-team all-conference selection his sophomore season...averaged 8 points and 5 assists a game.

CENTER HIGH:
Lettered in basketball two seasons at Center High School in Sacramento, Calif. (Coach Tim Ridge)...was a first-team All-Capital Valley Conference League and all-city selection as a senior...all-around player who averaged 8.9 points, 4.1 assists and 3.6 rebounds per game in 2004-05...helped his team win a 2004 C.I.F. Section championship...concluded his high school career playing in the Prove-It and Optimist All-Star Games...was named the Most Valuable Player of the Optimist All-Star Game...was a member of the Black Student Union and served as a student council class representative.




BRAD: Presently a communication studies major with a business minor...wants to pursue a career in the hotel industry...inspired by an uncle who is senior vice-president for a major worldwide hotel chain...a second-generation major college basketball player...dad, John Langston, lettered one season at Sacramento State and now is an assistant coach for the San Jose State University women's basketball program...has a younger brother, Bryant Langston, who was a first-team all-league forward in 2006-07 for Center High School in Sacramento...enjoys watching movies featuring Denzel Washington and Al Pacino...lists his favorite movies as "Devil's Advocate," "Why Did I Get Married?" and "Sixth Man" ...born in Sacramento, Calif., and turned 20-years-old in 2007.

Player Profiles

KEVIN McDOWELL
33 Forward
 6-8, 205, FR, RS
 Long Beach, Calif.
 Major - Undeclared



CHRIS OAKES
 Forward
30 6-9, 225, SO, TR
 Oakland, Calif.
 African-American
 Studies Major




AT SAN JOSE STATE:
 In his second season at San Jose State...signed with the Spartans in the spring of 2006...redshirted the 2006-07 season...competing for playing time on the perimeter.

STONERIDGE PREP:
 Played the 2005-06 basketball season at Stoneridge Prep in Simi Valley, Calif. (Coach Babacar Sy).

LONG BEACH POLY:
 Played the 2003-04 basketball season at Poly High

School in Long Beach, Calif. (Coach Sharrief Metoyer)...helped the team win the 2004 C.I.F. Southern Section title.

KEVIN: Has not declared an academic major...developed an interest in aviation mechanics when he lived in Mobile, Ala...has a year of club volleyball experience...grandson of former Major League Baseball pitcher Grant Jackson...born in Santa Barbara, Calif., and turned 21-years old in 2007.

AT SAN JOSE STATE:
 In his first season at San Jose State... redshirted the remainder of the 2006-07 season after transferring from Pepperdine...can play for the team after the 2007 fall semester.

PEPPERDINE: Played the 2006 and 2007 seasons...listed in 24 games and started 16 times...four double-figure scoring games...two double-digit rebounding efforts.

2006-07: Appeared in six games and was a starter in each contest...led the Waves in field goal accuracy with a 59.1 percent mark...averaged 5.7 points...was in double-figure scoring twice...had his season high of 12 points at Washington (Nov. 12) and against UC Santa Barbara (Nov. 21)...best statistical game was at Washington with 7 rebounds, 3 steals and a blocked shot to go along with his 12 points...also averaged 0.8 blocks per game with a blocked shot in four out of six games.

2005-06: Played in 18 games and was a starter 10 times...led the team in field goal accuracy with his 51.1 percent figure...only player on the team to shoot better than 50 percent...fifth on the team in scoring with a 5.9 average and second in rebounding at 5.2...had a season scoring high of 18 against San Diego (Mar. 3)...major-college best 13 rebounds at Dayton (Dec. 1) which included 10 offensive rebounds...also pulled down 11 rebounds at Cal State Fullerton (Nov. 23).

CASTLEMONT HIGH: Lettered in basketball four seasons...ranked by Scout.com as one of the top-10 centers on the West Coast in 2004...named to the *Long Beach Press Telegram's* Best in the West list following his junior season.

CHRIS: Majoring in African-American studies...born in Oakland, Calif., and will be 20-years-old in 2007.



Oakes' Pepperdine University Statistics

SEASON	G/S	MIN	FG-FGA	Pct.	3FG-FGA	Pct.	FT-FTA	Pct.	REB	Avg.	A	Avg.	PF	Pts.	Avg.	HG
2006...FR	18/10	326	45-88	.511	0-0	.000	16-33	.485	43-51-94	5.2	2	0.1	46-1	106	5.9	18
2007...SO	6/6	105	13-22	.591	0-0	.000	8-11	.727	7-10-17	2.8	0	0.0	26-3	34	5.7	12
CAREER	24/16	431	58-110	.527	0-0	.000	24-44	.545	50-61-111	4.6	2	0.1	72-4	140	5.8	18

Player Profiles




4

LANCE OLIVIER
Guard
5-3, 130, FR, HS
Richmond, Calif.
Business Major



32

MAC PETERSON
Guard
6-3, 195, SO, JC
Martinez, Calif.
Major - Undeclared



AT SAN JOSE STATE:
In his first season at San Jose State...joined the team in the fall of 2007...shortest player in the program and in the Western Athletic Conference...backcourt hopeful.



PINOLE VALLEY HIGH: Lettered in basketball (Coach Mark Deluca) two seasons...was a two-time All-Contra Costa Athletics League selection...averaged 10 points and 8 assists a game...concluded his high school career playing in the Sacramento vs. Bay Area High School All-Star Game in July 2007.

HERCULES HIGH: Lettered in basketball his sophomore season...was an honorable mention all-league choice.

LANCE: Majoring in business management...states biggest thrill is the opportunity to play Division I basketball...claims he is accustomed to working harder than the next person to achieve his goal...has been playing basketball since he was 7-years-old...lists Earl Boykins, Allen Iverson, Michael Jordan and Muggsy Bogues as his favorite basketball players...enjoys listening to the music of Lil Wayne and T.I...favorite movies are "Above the Rim," "White Men Can't Jump," "Glory Road" and "300"....turned 20-years-old in 2007.



AT SAN JOSE STATE:
In his first season at San Jose State...signed with the Spartans during the 2007 spring signing period...has three seasons of eligibility available.


DIABLO VALLEY COLLEGE: Played one season (Coach Steve Coccimiglio) ...was a first-team all-state selection...one of only two freshmen named a first-team all-state player in California in 2006-07...named his conference's Most Valuable Player lead-

ing his team to a 27-6 win-loss record...ranked 10th in the state for 3-point field goal accuracy with 47.2 percent mark (85 of 180)...averaged 12.8 points per game...was in double-figure scoring 23 times in 33 games...scored 20 or more points five times...third in the state in free throw accuracy at 88.9 percent...handed out 3.4 assists and 3.0 rebounds per game.

DEER VALLEY HIGH: Lettered in basketball (Coach Eric Bamberger) and track and field at Deer Valley High in Antioch, Calif...a two-time honorable mention All-Metro selection by the *San Francisco Chronicle*...a two-time first-team all-league high jumper...set a school record with a leap of 6-feet-8 during his sophomore season.


MAC: Has not declared a major...his dad, Robert Birden, was a three-year starting guard on the 1974 through 1976 University of Arkansas teams and a first-team All-Southwest Conference pick as a junior in 1975...Birden's scoring averages were 7.7, 10.7 and 7.4 points per game for his sophomore through senior seasons, respectively...lists "Godfather I," "The Wood," "The Departed" and "Pulp Fiction" among his favorite movies...born in San Francisco, Calif., and turned 19-years-old in 2007.

JOE UDEOJI
Forward
6-4, 220, SR, SQ
Los Angeles, Calif.
Health Science
Major



junior years...joined the volleyball team as a senior after the basketball season.

JOE: Majoring in health science...is interested in pursuing a master's degree...enjoys playing video games...assists the San Jose State University athletics work crew at home football games...emigrated to the United States in 1996...born in Enugu, Nigeria and will be 21-years-old in 2007.



AT SAN JOSE STATE: In his second season at San Jose State...returns to the team after a two-season hiatus...joined the Spartans as a successful walk-on prospect for the 2004-05 season...competing for playing time as a front-court hopeful.

2004-05: Appeared in 14 games, all in a reserve capacity...was used primarily as a post player...was the only player on the team to make 50 percent or more of his field goal attempts (5-of-10) regard-

less of the number of attempts...was the only Spartan who had more offensive than defensive rebounds...averaged one rebound every 4.82 minutes of playing time - second best among Spartans who finished the season...most productive game of the season was at Drake (Feb. 19) when he scored a season-high 4 points, grabbed a career-best 6 rebounds, handed out his only assist of the season and was credited with 2 steals in 10 minutes of action...gave the Spartans frontcourt reserve help in the 65-64 win over Montana State (Nov. 24).

WASHINGTON HIGH: Lettered in basketball (Coach Andy Davis) and played on the tennis and volleyball teams...averaged seven points and six rebounds a game in his one season of basketball...was a doubles player in tennis his sophomore and

Career Highs

- PTS.** - 4, at Drake, Feb. 19, 2005
- FG** - 2, at Drake, Feb. 19, 2005
- FGA** - 3, at Drake, Feb. 19, 2005
- FT** - 1, at Tulsa, Feb. 27, 2005
- FTA** - 4, at Tulsa, Feb. 27, 2005
- REB** - 6, at Drake, Feb. 19, 2005
- A** - 1, at Drake, Feb. 19, 2005
- S** - 2, at Drake, Feb. 19, 2005

San Jose State University Statistics

SEASON	G/S	MIN	FG-FGA	Pct.	3FG-FGA	Pct.	FT-FTA	Pct.	REB	Avg.	A	Avg.	PF	Pts.	Avg.	HG
2005...SO	14/0	82	5-10	.500	0-0	.000	1-6	.167	12-5-17	1.2	1	0.1	12-0	11	0.8	4

Western Athletic Conference Statistics

2005...SO	7/0	44	2-5	.400	0-0	.000	1-6	.167	6-3-9	1.3	0	0.0	10-0	5	0.7	2
-----------	-----	----	-----	------	-----	------	-----	------	-------	-----	---	-----	------	---	-----	---

Player Profiles



C.J. WEBSTER

Center

22

6-9, 255, SO, TR
Missouri City,
Texas
Sociology Major



AT SAN JOSE STATE:
In his first season at San Jose State...signed with the Spartans during the 2007 spring signing period...candidate for playing time at center.

TEXAS STATE UNIVERSITY: A member of the 2005-06 team...listed in nine games...averaged 4.6 points per game...had a season scoring high of 14 points against SMU (Dec. 1)...rebounding high was five at Utah Valley State (Nov. 19)...collected 1.8 rebounds per game.

MARSHALL HIGH: Lettered in basketball (Coach Gary Nichols) and track and field...was his team's Most Valuable Player his sophomore through senior seasons...ranked the 14th best player in Houston by RCS Sports and a top-35 prospect by *Texas Hoops* during his senior season...averaged 12 points, 12 rebounds and 4 assists a game as a senior...all-region, all-district and the District 20-5A Player of the Year as a senior...concluded his high school career playing in the 2005 Houston Area Basketball Coaches Association All-Star Game...was a sprinter on the track and field team.

C.J.: Sociology major...enjoys collecting sports card memorabilia...claims his top items are a gold-plated Jackie Robinson card, a platinum chrome Tim Duncan rookie card, rookie cards of Akeem Olajuwon and Michael Jordan and a LeBron James rookie card set...has thoughts of entering high school basketball or football coaching...says he grew to 6-feet when he was in the seventh grade...first dunked a basketball as a seventh grader...a member of the Fellowship of Christian Athletes since the sixth grade...enjoys the music of Houston-based rappers Z-Ro and UGK and rhythm and blues performers Usher, Tyrese and Marques Houston...born in Houston, Texas, and turned 21-years-old in 2007.

DaSHAWN WRIGHT

Guard

20

6-4, 185, JR, JC
Gary, Ind.
Sociology Major



AT SAN JOSE STATE:
In his first season at San Jose State.

MARSHALLTOWN COLLEGE: Played two seasons of basketball (Coach Brayar Brayarson)...averaged 17.0 points per game as a sophomore in 2006-07...led his team with a 7.7 per game rebounding and 2.1 steals averages...2007 NJCAA Region 11 second-team selection...was a NJCAA pre-season All-America selection heading into his sophomore year...averaged 14.4 points per game as a freshman.

WEST SIDE HIGH: Lettered in basketball (Coach John Boyd) and cross country at West Side High in Gary, Ind...helped his team to a 2005 Indiana Class 4A regional championship and appearance in the semifinals of the state tournament...was a second-team all-league and second-team all-state pick his senior season...a second-team all-league and honorable mention all-state choice his junior season...helped his cross country team place second at the league championships his junior season.

DaSHAWN: Sociology major...has an interest in the nursing field...inspired by his grandma and an aunt who have worked in the nursing profession...has been playing basketball since he was 5-years-old...says his basketball highlight to date was scoring 36 points against East Chicago High School in a 2004 holiday tournament championship game...enjoys bowling and playing video games...was born in Chicago, Ill., and turned 20-years-old in 2007.



2006-07 Individual Statistics

Player	G/S	Min	FG-FGA	Pct.	3FG-3FGA	Pct.	FT-FTA	Pct.	REB	Avg.	PF-D	A	TO	Blk	S	Pts.	Avg.
Spencer	20/20	718	103-264	.390	30-84	.357	50-71	.704	13-70-83	4.2	57-4	69	56	3	40	286	14.3
WAC	16/16	580	86-214	.402	26-68	.382	39-53	.736	10-61-71	4.4	47-4	52	35	3	35	237	14.8
Barbary	30/22	826	158-297	.532	0-0	.000	51-112	.455	72-122-194	6.5	88-4	17	65	49	13	367	12.2
WAC	16/15	459	91-169	.538	0-0	.000	27-64	.422	31-70-101	6.3	43-2	11	38	26	10	209	13.1
Hill	30/30	978	98-298	.329	33-120	.275	63-86	.733	38-73-111	3.7	51-1	79	67	0	36	292	9.7
WAC	16/16	525	56-158	.354	14-53	.264	36-51	.706	19-37-56	3.5	22-0	41	33	0	15	162	10.1
Pierce	27/10	490	70-204	.343	40-127	.315	43-59	.729	26-64-90	3.3	47-1	20	48	3	8	223	8.3
WAC	13-0	184	32-78	.410	15-43	.349	9-14	.643	12-31-43	3.3	23-1	10	16	3	3	88	6.8
Brown	9/4	168	20-53	.377	1-3	.333	15-22	.682	14-32-46	5.1	15-0	5	16	1	0	56	6.2
Richardson	30/4	579	59-165	.358	28-93	.301	17-31	.548	23-52-75	2.5	45-2	53	41	2	21	163	5.4
WAC	16/3	421	43-120	.358	20-68	.294	12-23	.522	18-37-55	3.4	38-2	39	30	1	17	118	7.4
Thomas	23/7	318	43-94	.457	0-1	.000	15-24	.625	29-45-74	3.2	29-0	11	16	1	8	101	4.4
WAC	11/4	145	14-40	.350	0-0	.000	5-6	.833	7-18-25	2.3	15-0	4	6	1	5	33	3.0
Goins	30/6	371	44-117	.376	13-52	.250	4-7	.571	11-28-39	1.3	24-0	19	32	9	12	105	3.5
WAC	16/0	117	12-39	.308	4-21	.190	0-2	.000	4-8-12	0.8	9-0	4	8	0	3	28	1.8
Holloway	30/23	722	36-82	.439	0-1	.000	21-34	.618	49-80-129	4.3	69-1	18	30	25	17	93	3.1
WAC	16/13	441	24-51	.471	0-0	.000	9-15	.600	29-38-67	4.2	39-0	15	18	17	14	57	3.6
Buggs	29/20	472	30-101	.297	18-53	.340	10-19	.526	10-40-50	1.7	56-1	46	39	0	13	88	3.0
WAC	15/13	217	12-45	.267	10-29	.345	1-4	.250	4-19-23	1.5	24-1	16	16	0	7	35	2.3
Wooldridge	16/4	150	11-38	.289	0-2	.000	12-21	.571	13-31-44	2.8	18-0	7	9	1	1	34	2.1
WAC	8/0	45	1-7	.143	0-0	.000	1-4	.250	6-8-14	1.8	8-0	3	4	0	0	3	0.4
J. Smith	26/0	170	13-32	.406	1-2	.500	16-33	.485	18-15-33	1.3	23-1	7	13	3	4	43	1.7
WAC	13/0	60	6-16	.375	0-0	.000	2-9	.222	6-5-11	0.8	12-0	2	1	1	2	14	1.1
Lee	4/0	15	1-1	1.000	1-1	1.000	1-2	.500	0-1-1	0.3	1-0	0	1	0	1	4	1.0
Wilson	8/0	21	1-3	.333	1-2	.500	0-2	.000	1-3-4	0.5	2-0	0	1	0	2	3	0.4
WAC	1/0	4	0-0	.000	0-0	.000	0-0	.000	0-0-0	0.0	0-0	0	0	0	0	0	0.0
Garbutt	3/0	2	0-1	.000	0-0	.000	0-2	.000	0-0-0	0.0	0-0	0	0	0	0	0	0.0
WAC	2/0	2	0-1	.000	0-0	.000	0-2	.000	0-0-0	0.0	0-0	0	0	0	0	0	0.0
Team									57-49-106		1		7				
WAC									33-24-57		1		6				
SJSU	30	6000	687-1750	.393	166-541	.307	318-525	.606	374-705-1079	36.0	526-15	351	441	88	176	1858	61.9
WAC	16	3200	377-938	.402	89-282	.316	141-247	.571	179-356-535	33.4	281-10	197	211	52	111	984	61.5
OPP	30	6000	785-1765	.445	213-626	.340	359-527	.681	370-787-1157	38.6	511-7	485	415	134	206	2142	71.4
WAC	16	3200	394-893	.441	119-319	.373	194-290	.669	193-425-618	38.6	249-5	251	242	83	109	1101	68.8
Deadball rebounds					SJSU - 86-17-103				OPP - 58-22-80								

2006-07 Results




RECORD:	OVERALL	HOME	AWAY	NEUTRAL
ALL GAMES	(5-25)	(4-7)	(1-16)	(0-2)
CONFERENCE	(4-12)	(3-5)	(1-7)	(0-0)
NON-CONFERENCE	(1-13)	(1-2)	(0-9)	(0-2)

Opponent (Date)	Score	W/L	Scoring	Rebounding
at UC Santa Barbara (11-10-06)	67-75	L	Pierce 18	Holloway 9
# at Stanford (11-14-06)	52-73	L	Brown 12 Hill 12	Brown 9
# Long Beach State (11-15-06)	67-86	L	Pierce 19	Wooldridge 10
at Arizona State (11-21-06)	52-64	L	Brown 12 Barbary 12 Hill 12	Brown 10
at Santa Clara (11-27-06)	53-71	L	Pierce 23	Barbary 7
at Saint Mary's (11-29-06)	60-78	L	Barbary 18	Barbary 7
CAL POLY (12-3-06)	80-63	W	Goins 16	Hill 8
at BYU (12-6-06)	69-81	L	Barbary 14	Barbary 8
PORTLAND STATE (12-10-06)	63-72	L	Pierce 17	Barbary 12
LONG BEACH STATE (12-17-06)	67-76	L	Barbary 18	Thomas 10
at CS Fullerton (12-23-06)	77-104	L	Barbary 24	Barbary 9
at Duke (12-31-06)	51-70	L	Spencer 11	Pierce 9
* at Louisiana Tech (1-4-07)	56-92	L	Spencer 23	Pierce 8
at New Mexico State (1-6-07)	68-74	L	Spencer 17	Spencer 6 Thomas 6
* NEVADA (1-11-07)	63-72	L	Barbary 23	Barbary 9
* FRESNO STATE (1-13-07)	64-61	W	Spencer 20	Spencer 8
* UTAH STATE (1-20-07)	56-57	L	Barbary 16	Hill 6 Spencer 6
* at Fresno State (1-22-07)	64-67	L	Barbary 16	Barbary 12
* at Hawai'i (1-25-07)	52-72	L	Barbary 15 Spencer 15	Barbary 9
* NEW MEXICO STATE (1-27-07)	78-85	L	Spencer 22	Spencer 6 Richardson 6
* at Idaho (2-1-07)	68-65	W	Pierce 20	Barbary 7
* at Utah State (2-3-07)	57-66	L	Spencer 13 Pierce 13 Barbary 13	Richardson 7
* LOUISIANA TECH (2-8-07)	53-50	W	Hill 15	Spencer 8
* BOISE STATE (2-10-07)	64-65	L	Barbary 15	Barbary 7
* at Nevada (2-14-07)	60-68	L	Pierce 20	Pierce 7
at Northern Arizona (2-17-07)	67-78	L	Richardson 16	Barbary 8
* at Boise State (2-22-07)	64-83	L	Barbary 19	Barbary 10
* HAWAII (2-24-07)	55-67	L	Richardson 12	Spencer 6
* IDAHO (3-3-07)	62-57	W	Spencer 26	Barbary 10
\$ Idaho (3-6-07)	49-50	L	Spencer 21	Holloway 13


- CBE Classic (Stanford, Calif.)

* - Western Athletic Conference game

\$ - Western Athletic Conference Tournament contest



Carlton Spencer topped San Jose State in scoring, assist average and steals.



Menelik Barbary led the Spartans in rebounding, field goal accuracy and blocked shots.

Western Athletic Conference

In its 46th year, the Western Athletic Conference continues to evolve and features some of the nation's best intercollegiate competition. One thing that remains unchanged is the persistent nature of the nine schools in the WAC to advance their programs to contend at the top levels of the NCAA.

The WAC provides its student-athletes the chance to travel to scenic destinations and gain exposure in some of the nation's most diverse markets. In addition, the WAC's student-athletes work to achieve the highest levels of success with the academic support of their respective institutions.

The WAC has experienced tremendous success. Over the past five years, it has won 61.1 percent of its bowl games and sent a total of 18 teams to bowl games (11-7). San Jose State defeated the University of New Mexico, 20-12, in the 2006 New Mexico Bowl hosted by the city of Albuquerque.

In men's basketball, the WAC has sent at least two teams to the NCAA Tournament in 23 of the past 24 seasons. Every current school in the WAC has competed in the NCAA Tournament since 1990. In women's sports, Fresno State softball has competed in every NCAA Tournament ever held.

In 2001, the WAC partnered with ESPN for unprecedented coverage of football and basketball giving the conference national exposure from one of the most respected broadcast entities in the country. Over the past three years, the networks have shown more than 70 football games, by far the most in a three-year range in WAC history.

The WAC is the sixth oldest among the nation's 11 Division I-A conferences. Its history traces back to July 27, 1962, when the original six-team league of Arizona, Arizona State, Brigham



Karl Benson
WAC Commissioner



Young, New Mexico, Utah and Wyoming began competition.

The first championship was held in November 1962.

Arizona won the men's cross country title and New Mexico followed with the first WAC football title. Arizona finished second in the NCAA College World Series and, less than three years later, Arizona State claimed the league's first NCAA title when the Sun Devils won the College World Series trophy. Rice was the last WAC school to earn an NCAA team title when it won the College World Series in 2003.

Since that year, several changes have occurred. UTEP and Colorado State became members in September 1967, while Arizona and Arizona State withdrew on June 30, 1978. The WAC then added San Diego State (1978), Hawai'i (1979) and Air Force (1980).

The 1990-91 athletic year was the first in which both men and women competed under the WAC name.

Fresno State was added in 1992, and then in 1996, the women's programs from Air Force and Hawai'i along with six new schools (UNLV, Rice, San Jose State, SMU, TCU and Tulsa) came into the WAC. Air Force, Brigham Young, Colorado State, UNLV, New Mexico, San

Diego State, Utah and Wyoming withdrew on June 30, 1999. Nevada (2000), Boise State (2001) and Louisiana Tech (2001) were added while TCU withdrew following the 2000-01 season. The current membership was established on July 1, 2005, when Idaho, New Mexico State and Utah State joined the WAC after Rice, SMU, UTEP and Tulsa withdrew.

Presently, the WAC crowns champions in 19 sports – eight men's and 11 women's. For the men, there are championships in baseball, basketball, cross country, football, golf, tennis, indoor track and field and outdoor track and field. Championships for women are held in basketball, cross country, golf, gymnastics, soccer, softball, swimming and diving, tennis, indoor track and field, outdoor track and field and volleyball.

2008 WAC Tournament

March 11-15

Pan American Center,
Las Cruces, N.M.

Tuesday, March 11 – First Round

Game #1 – 7:30 p.m. (MST)

Thursday, March 13 – Quarterfinal Round

Game #2 – 12:00 p.m. (MST)

Game #3 – 2:30 p.m. (MST)

Game #4 – 6:00 p.m. (MST)

Game #5 – 8:30 p.m. (MST)

Friday, March 14 – Semifinal Round

Game #6 – 6:00 p.m. (MST)

Game #7 – 8:30 p.m. (MST)

Saturday, March 15 – Championship

Game #8 – 7:00 p.m. (MST) (ESPN2)

WAC vs. Non-Conference Opponents

	06-07	05-06		06-07	05-06
America East	2-0	2-0	MAAC	-----	0-1
ACC	0-1	0-1	MEAC	2-0	3-0
Atlantic Sun	-----	-----	Mid-Continent	3-3	4-0
Atlantic 10	0-1	1-0	Missouri Valley	5-1	1-2
Big East	-----	-----	Mountain West	3-8	4-5
Big Sky	8-6	6-9	Ohio Valley	2-0	-----
Big South	-----	-----	Pacific-10	4-8	1-7
Big Ten	0-1	1-1	SEC	0-3	1-1
Big 12	1-3	3-3	Southern	-----	-----
Big West	9-6	8-5	Southland	3-2	4-1
Conference USA	2-1	0-3	SWAC	4-1	1-1
Horizon	-----	0-1	Sun Belt	2-1	5-1
Independents	9-2	5-1	West Coast	7-7	6-5
Ivy League	-----	0-2	Non-Division I	4-0	6-0
MAC	2-0	1-2	Totals	73-55	63-52

2006-07 WAC Standings




	Conference					Overall					
	W	L	Pct.	Home	Road	W	L	Pct.	Home	Road	Neutral
Nevada	14	2	.875	8-0	6-2	29	5	.853	15-1	10-2	4-2
New Mexico State	11	5	.688	7-1	4-4	25	9	.735	19-1	6-7	0-1
Fresno State	10	6	.625	6-2	4-4	22	10	.688	15-3	7-6	0-1
Utah State	9	7	.563	7-1	2-6	23	12	.657	13-1	5-11	5-0
Hawai'i	8	8	.500	6-2	2-6	18	13	.581	13-3	3-8	2-2
Boise State	8	8	.500	6-2	2-6	17	14	.548	13-2	3-12	1-0
Louisiana Tech	7	9	.438	6-2	1-7	10	20	.333	7-4	3-14	0-2
San Jose State	4	12	.250	3-5	1-7	5	25	.167	4-7	1-16	0-2
Idaho	1	15	.083	1-7	0-8	4	27	.129	2-12	1-14	1-1

2007 WESTERN ATHLETIC CONFERENCE POST SEASON RESULTS

	Opening Round				Championship Game		
Idaho	50	San Jose State	49	New Mexico State	72	Utah State	70

	Quarterfinal Round				NCAA TOURNAMENT			
Nevada	88	Idaho	56	First Round	Nevada	77	Creighton	71 (OT)
Utah State	73	Hawai'i	70	First Round	Texas	79	New Mexico State	67
Boise State	77	Fresno State	73	Second Round	Memphis	78	Nevada	62
New Mexico State	77	Louisiana Tech	70					

	Semifinal Round				NATIONAL INVITATIONAL TOURNAMENT			
Utah State	79	Nevada	77	First Round	Georgia	88	Fresno State	78
New Mexico State	88	Boise State	69	First Round	Michigan	68	Utah State	58



Sid Williams was the 1981 Pacific Coast Athletic Association Tournament's Most Valuable Player.

SPARTANS IN CONFERENCE TOURNAMENT ACTION

2007	Western Athletic Conference	Opening round
2006	Western Athletic Conference	Quarterfinal round
2005	Western Athletic Conference	Opening round
2004	Western Athletic Conference	Opening round
2003	Western Athletic Conference	Opening round
2002	Western Athletic Conference	Quarterfinal round
2001	Western Athletic Conference	Opening round
2000	Western Athletic Conference	Quarterfinal round
1999	Western Athletic Conference	Opening round
1997	Western Athletic Conference	Opening round
1996	Big West Conference	TOURNAMENT CHAMPION
1995	Big West Conference	Opening round
1994	Big West Conference	Quarterfinal round
1990	Big West Conference	Opening round
1989	Big West Conference	Opening round
1988	Pacific Coast Athletic Association	Quarterfinal round
1987	Pacific Coast Athletic Association	Championship game
1986	Pacific Coast Athletic Association	Quarterfinal round
1985	Pacific Coast Athletic Association	Semifinal round
1984	Pacific Coast Athletic Association	Quarterfinal round
1983	Pacific Coast Athletic Association	Semifinal round
1982	Pacific Coast Athletic Association	Quarterfinal round
1981	Pacific Coast Athletic Association	Championship game
1980	Pacific Coast Athletic Association	TOURNAMENT CHAMPION
1979	Pacific Coast Athletic Association	Quarterfinal round
1978	Pacific Coast Athletic Association	Quarterfinal round
1977	Pacific Coast Athletic Association	Championship game
1976	Pacific Coast Athletic Association	Semifinal round

2006-07 WAC Honors

All-Conference

First Team	School	Pos.	Ht.	Yr.
Coby Karl	Boise State	G	6-4	SR
Nick Fazekas	Nevada	F	6-11	SR
Marcelus Kemp	Nevada	G	6-5	JR
Justin Hawkins	New Mexico State	F	6-7	JR
Jaycee Carroll	Utah State	G	6-2	JR

Second Team	School	Pos.	Ht.	Yr.
Quinton Hosley	Fresno State	F	6-6	SR
Dominic McGuire	Fresno State	F	6-8	JR
Matt Lojeski	Hawai'i	G	6-6	SR
Trey McDowell	Louisiana Tech	G	6-3	SR
Ramon Sessions	Nevada	G	6-3	JR

Player of the Year: Nick Fazekas, Nevada
Freshman of the Year: Anthony Thomas, Boise State
Coach of the Year: Mark Fox, Nevada

All-Newcomer Team	School	Pos.	Ht.	Yr.
Reggie Larry	Boise State	F	6-6	JR
Matt Nelson	Boise State	F	6-9	JR
Dominic McGuire	Fresno State	F	6-8	JR
Justin Hawkins	New Mexico State	F	6-7	JR
Fred Peete	New Mexico State	G	6-4	JR

All-Defensive Team	School	Pos.	Ht.	Yr.
Eric Lane	Boise State	G	6-1	SR
Dominic McGuire	Fresno State	F	6-8	JR
Ahmet Gueye	Hawai'i	F	6-8	JR
Kyle Shiloh	Nevada	G	6-3	SR
Fred Peete	New Mexico State	G	6-4	JR

All-Academic Team	School	Pos.	Ht.	Yr.
Matt Bauscher	Boise State	F	6-2	JR
Coby Karl	Boise State	G	6-4	SR
Matt Nelson	Boise State	F	6-9	JR
Hector Hernandez	Fresno State	F	6-8	JR
Bobby Nash	Hawai'i	G	6-6	JR
Steven Verwers	Hawai'i	C	6-11	JR
O.J. Avworo	Idaho	G	6-0	FR
Trei Steward	New Mexico State	F	6-7	SO
LANCE HOLLOWAY	SAN JOSE STATE	F	6-8	JR

"Players of the Week"

Nov. 13	Dominic McGuire, Fresno State
Nov. 20	Jaycee Carroll, Utah State
Nov. 27	Nick Fazekas, Nevada
Dec. 4	Hector Hernandez, Fresno State
Dec. 11	David Fisher, New Mexico State
Dec. 18	Reggie Larry, Boise State
Dec. 25	Matt Lojeski, Hawai'i
Jan. 1	Dominic McGuire, Fresno State
Jan. 8	Trey McDowell, Louisiana Tech
Jan. 15	Marcelus Kemp, Nevada
Jan. 22	Trey McDowell, Louisiana Tech
Jan. 29	Coby Karl, Boise State
Feb. 5	Matt Gibson, Hawai'i
Feb. 12	Jaycee Carroll, Utah State
Feb. 19	Anthony Thomas, Boise State
Feb. 26	Nick Fazekas, Nevada
Mar. 5	Matt Lojeski, Hawai'i



*Lance Holloway
All-Academic team*

National Honors

Associated Press All-America
 Nick Fazekas, Nevada, second team
 Jaycee Carroll, Utah State, honorable mention
ESPN.com All-America
 Nick Fazekas, Nevada, first team
NABC All-America
 Nick Fazekas, Nevada, second team
SI.com All-America
 Nick Fazekas, Nevada, first team
USBWA All-America
 Nick Fazekas, Nevada, first team
Lowe's All-Senior
 Nick Fazekas, Nevada, first team

USBWA All-District
 Nick Fazekas, Nevada, Player of the Year
 Justin Hawkins, New Mexico State
 Jaycee Carroll, Utah State
NABC All-District
 Nick Fazekas, Nevada, first team
 Coby Karl, Boise State, second team
 Justin Hawkins, New Mexico State, second team
 Jaycee Carroll, Utah State, second team
Academic All-District
 Coby Karl, Boise State
 Matt Nelson, Boise State

2007-08 Opponents



Middle Tennessee

First Shot Exempt Tournament Opponent

November 15, 2007, Murfreesboro, Tenn., 7:00 p.m. (CST)

Location: Murfreesboro, Tenn.

Nickname: Blue Raiders

Head Coach: Kermit Davis

Record, yrs. at school: 83-67, 5 seasons

Overall record, yrs.: 154-117, 9 seasons

Lettermen Returning/Lost: 8/2

2006-07 Record: 15-17

Series record with SJSU: First meeting

Basketball SID: Tony Stinnett

Office Phone: (615) 904-8209

Cell Phone: (615) 631-9521

Email address: stinnett@goblueraiders.com

Courtside Phone: (615) 898-2117

FAX Phone: (615) 898-5626

Web site: www.goblueraiders.com



RETURNING LETTERMEN

NAME	POS.	HT.	CLASS	PPG.
Kevin Kanaskie	G	6-2	JR	12.2
Desmond Yates	F	6-7	SO	10.9
Nigel Johnson	G	6-2	JR	6.8
Calvin O'Neill	G	6-4	JR	6.6
Theryn Hudson	C	6-10	JR	5.9
Dino Hair	F	6-9	SO	5.4
Darren Avery	G	6-4	SO	2.3
John Hopson	G	5-10	JR	0.0

Appalachian State

First Shot Exempt Tournament Opponent

November 16, 2007, Murfreesboro, Tenn., 5:00 p.m. (CST)

Location: Boone, N.C.

Nickname: Mountaineers

Head Coach: Houston Fancher

Record, yrs. at school: 106-105, 7 seasons

Overall record, yrs.: 150-146, 10 seasons

Lettermen Returning/Lost: 9/5

2006-07 Record: 25-8

Series Record with SJSU: First meeting

Basketball SID: Ty Patton

Office Phone: (828) 262-7162

Cell Phone (828) 964-6409

Email Address: pattonts@appstate.edu

Courtside Phone: (828) 262-7060

FAX Phone: (828) 262-6106

Web site: www.GoASU.com



RETURNING LETTERMEN

NAME	POS.	HT.	CLASS	PPG.
Donte Minter	F	6-8	SR	11.5
Jeremy Clayton	F	6-7	SR	10.1
Kellen Brand	G	6-1	SO	6.2
Davis Bowne	C	6-8	SR	5.5
Eduardo Bermudez	G	6-3	JR	4.3
Doug McLaughlin-Williams	F	6-8	SR	3.8
Ryann Abraham	G	5-10	SO	2.5
Tyler Webb	F	6-9	JR	0.8
Jay McMillan	F	6-7	SR	0.6

First Shot Exempt Tournament schedule

November 15

Appalachian State vs. Lipscomb, 5:00 p.m. (CST)

San Jose State vs. Middle Tennessee, 7:00 p.m. (CST)

November 16

San Jose State vs. Appalachian State, 5:00 p.m. (CST)

Lipscomb vs. Middle Tennessee, 7:00 p.m. (CST)

November 17

San Jose State vs. Lipscomb, 5:00 p.m. (CST)

Appalachian State vs. Middle Tennessee, 7:00 p.m. (CST)



The Murphy Center in Murfreesboro, Tenn., is the site of the First Shot Exempt Tournament.

Lipscomb

First Shot Exempt Tournament Opponent

November 17, 2007, Murfreesboro, Tenn., 5:00 p.m. (CST)

Location: Nashville, Tenn.

Nickname: Bisons

Head Coach: Scott Sanderson

Record, yrs. at school: 131-109, 8 seasons

Overall record, yrs.: 215-134, 12 seasons

Lettermen Returning/Lost: 9/6

2006-07 Record: 18-13

Series record with SJSU: First meeting

Basketball SID: Mark McGee

Office Phone: (615) 966-5862

Cell Phone: (615) 479-4204

Email address: mark.mcgee@lipscomb.edu

Courtside Phone: (615) 966-7051

FAX Phone: (615) 966-1806

Web site: www.lipscombsports.com



RETURNING LETTERMEN

NAME	POS.	HT.	CLASS	PPG.
Eddie Ard	F	6-5	SR	15.0
Jason Hopkins	C	6-7	SR	6.0
Michael Lusk	G	6-3	JR	5.5
Michael Teller	F	6-5	SO	5.4
Thomas Pfaff	F	6-8	JR	4.8
LaKory Daniels	G	6-3	SR	3.2
Deavon Seaford	G	6-0	SO	2.2
Nicholas Hodge	G	6-1	SR	1.7
Ryan Daniel	F	6-10	JR	1.1

Cal State Bakersfield

November 30, 2007, Bakersfield, Calif. 7:00 p.m. (PST)
January 29, 2008, San Jose, Calif., 7:00 p.m. (PST)

Location: Bakersfield, Calif.
Nickname: Roadrunners
Head Coach: Keith Brown
Record, yrs. at school: 36-22, 2 seasons
Overall record, yrs.: 77-130, 7 seasons
Lettermen Returning/Lost: 5/6
2006-07 Record: 15-14
Series Record with SJSU: 1-0
Basketball SID: Kevin Gilmore
Office Phone: (661) 654-6071
Cell Phone: (661) 428-1278
Email Address: kgilmore@csusb.edu
Courtside Phone: (661) 321-9773
FAX Phone: (661) 654-6978
Web site: www.gorunners.com



RETURNING LETTERMEN

NAME	POS.	HT.	CLASS	PPG.
Zack Grasmick	G	6-1	SR	6.8
Trent Blakely	F	6-4	SO	6.0
Rick Robinson	F	6-7	SR	5.4
Demarcus Hall	F	6-7	SR	3.9
Robert Rose	G	6-2	SO	2.0

San Diego

December 5, 2007, San Diego, Calif., 7:00 p.m. (PST)

Location: San Diego, Calif.
Nickname: Toreros
Head Coach: Bill Grier
Record, yrs. at school: 0-0, 1st season
Overall record, yrs.: 0-0, 1st season
Lettermen Returning/Lost: 7/4
2006-07 Record: 18-14
Series record with SJSU: USD - 6, SJSU - 5
Basketball SID: Ted Gosen
Office Phone: (619) 260-4745
Home Phone: (858) 486-3284
Email address: tgosen@sandiego.edu
Courtside Phone: (619) 767-3928
FAX Phone: (619) 260-2990
Web site: www.usdtoreros.com



RETURNING LETTERMEN

NAME	POS.	HT.	CLASS	PPG.
Gyno Pomare	F/C	6-7	JR	14.9
Brandon Johnson	G	6-0	JR	12.8
Ray Murdock	G/F	6-3	JR	5.9
Chris Lewis	G/F	6-7	SO	5.8
De'Jon Jackson	G/F	6-2	SO	4.2
Daniel Fleming	F	6-8	JR	3.4
Patrick Lacy	F	6-6	SO	

Santa Clara

December 8, 2007, San Jose, Calif., 7:00 p.m. (PST)
January 7, 2008, Santa Clara, Calif., 7:00 p.m. (PST)

Location: Santa Clara, Calif.
Nickname: Broncos
Head Coach: Kerry Keating
Record, yrs. at school: 0-0, 1st season
Overall record, yrs.: 0-0, 1st season
Lettermen Returning/Lost: 8/7
2006-07 Record: 21-10
Series Record with SJSU: SCU - 68, SJSU -27
Basketball SID: Jed Mettee
Office Phone: (408) 554-2114
Email Address: jmettee@scu.edu
Courtside Phone: (408) 554-4655
FAX Phone: (408) 554-6942
Web site: www.SantaClaraBroncos.com



RETURNING LETTERMEN

NAME	POS.	HT.	CLASS	PPG.
John Bryant	C	6-10	JR	10.4
Brody Angley	G	5-11	SR	8.3
Mitch Henke	F	6-7	SR	6.9
Josh Higgins	C	7-0	SR	4.4
Calvin Johnson	G	6-2	JR	2.5
Jonathan Gunderson	G	6-4	SO	1.5
Cedric Latimer	F/G	6-5	SO	0.8
Okechukwu Mbanugo	F	6-9	JR	0.5

Northern Arizona

December 15, 2007, San Jose, Calif., 7:00 p.m. (PST)

Location: Flagstaff, Ariz.
Nickname: Lumberjacks
Head Coach: Mike Adras
Record, yrs. at school: 129-106, 8 seasons
Overall record, yrs.: 129-106, 8 seasons
Lettermen Returning/Lost: 6/7
2006-07 Record: 18-12
Series record with SJSU: NAU - 3, SJSU - 2
Basketball SID: Steve Shaff
Office Phone: (928) 523-6792
Cell Phone: (928) 606-6628
Email address: Steven.shaff@nau.edu
Courtside Phone: (928) 523-1912
FAX Phone: (928) 523-6793
Web site: www.nauathletics.com



RETURNING LETTERMEN

NAME	POS.	HT.	CLASS	PPG.
Kyle Landry	F	6-9	SR	10.1
Josh Wilson	G	6-2	JR	8.2
Ryan McCurdy	F	6-10	SR	8.0
Nathan Geiser	G	6-4	JR	5.2
Nick Larson	F	6-8	SO	1.1
George Sharp	G	6-2	SR	

2007-08 Opponents



Michigan State

December 19, 2007, East Lansing, Mich., 8:00 p.m. (EST)

Location: East Lansing, Mich.

Nickname: Spartans

Head Coach: Tom Izzo

Record, yrs. at school: 278-121, 12 seasons

Overall record, yrs.: 278-121, 12 seasons

Lettermen Returning/Lost: 8/6

2006-07 Record: 23-12

Series record with SJSU: MSU - 2, SJSU - 0

Basketball SID: Matt Larson

Office Phone: (517) 355-2271

Home Phone: (517) 485-5157

Email address: larson@ath.msu.edu

Courtside Phone: (517) 353-1626

FAX Phone: (517) 353-9636

Web site: www.msuspartans.com



RETURNING LETTERMEN

NAME	POS.	HT.	CLASS	PPG.
Drew Neitzel	G	6-0	SR	18.1
Raymar Morgan	F	6-7	SO	11.7
Goran Suton	C	6-10	JR	9.3
Marquise Gray	F	6-8	JR	6.8
Travis Walton	G	6-2	JR	6.4
Drew Naymick	C	6-10	SR	3.7
Isaiah Dahlman	G	6-6	SO	3.7
Idong Ibok	C	6-11	JR	2.0

Presbyterian

December 22, 2007, San Jose, Calif., 7:00 p.m. (PST)

Location: Clinton, S.C.

Nickname: Blue Hose

Head Coach: Gregg Nibert

Record, yrs. at school: 327-206, 18 seasons

Overall record, yrs.: 327-206, 18 seasons

Lettermen Returning/Lost: 7/6

2006-07 Record: 20-9

Series Record with SJSU: 0-0

Basketball SID: Brian Hand

Office Phone: (864) 833-8252

Home Phone: (864) 906-5830

Email Address: bahand@presby.edu

FAX Phone: (864) 833-8323

Web site: www.gobluehose.com



RETURNING LETTERMEN

NAME	POS.	HT.	CLASS	PPG.
Bryan Bostic	G/F	6-3	JR	9.3
Martynas Versinskas	C	6-9	SR	7.1
Pat Kiscaden	G	6-3	SR	6.7
Travis Sligh	F	6-5	JR	4.6
Ryan Lamb	G	5-8	SR	2.3
Walt Allen	F	6-5	SO	1.8
Rhett Bonner	G	6-0	SO	0.7

Portland State

December 28, 2007, Portland, Ore., 7:05 p.m. (PST)

Location: Portland, Ore.

Nickname: Vikings

Head Coach: Ken Bone

Record, yrs. at school: 31-29, 2 seasons

Overall record, yrs.: 289-147, 15 seasons

Lettermen Returning/Lost: 6/6

2006-07 Record: 19-13

Series Record with SJSU: SJSU - 3, PSU - 1

Basketball SID: Mike Lund

Office Phone: (503) 725-5602

Cell Phone: (503) 866-0236

Email address: lundm@pdx.edu

Courtside Phone: (503) 725-5597

FAX Phone: (503) 725-5610

Web site: www.GoViks.com



RETURNING LETTERMEN

NAME	POS.	HT.	CLASS	PPG.
Dupree Lucas	G	6-1	SR	13.2
Scott Morrison	C	6-11	SR	11.2
Deonte Huff	G	6-4	SR	10.7
Julius Thomas	F	6-5	SO	5.1
Kyle Coston	F	6-8	SO	3.0
Brian Curtis	G	5-10	SR	1.5

South Dakota State

December 30, 2007, San Jose, Calif., 7:00 p.m. (PST)

Location: Brookings, S.D.

Nickname: Jackrabbits

Head Coach: Scott Nagy

Record, yrs. at school: 235-121, 12 seasons

Overall record, yrs.: 235-121, 12 seasons

Lettermen Returning/Lost: 9/4

2006-07 Record: 6-24

Series Record with SJSU: First meeting

Basketball SID: Ryan Sweeter

Office Phone: (605) 688-4822

Cell Phone: (605) 376-4422

Courtside Phone: (605) 688-4623

Email Address: Ryan.Sweeter@sdstate.edu

Web site: www.GoJacks.com



RETURNING LETTERMEN

NAME	POS.	HT.	CLASS	PPG.
Ben Beran	F	6-7	SR	12.1
Kai Williams	F	6-6	SO	12.1
Mohammed Berte	C	6-8	SR	8.5
Garrett Callahan	G	6-1	SO	8.3
Michael Loney	F	6-6	SR	7.2
Thomas Basset	F	6-5	SO	4.3
Mackenzie Casey	G	6-0	SR	3.6
Mark Engen	C	6-10	SO	2.0
Troy Wipf	G	6-0	JR	0.4

Boise State

January 2, 2008, Boise, Idaho, 7:05 p.m. (MST)
February 28, 2008, San Jose, Calif., 7:00 p.m. (PST)

Location: Boise, Idaho
Nickname: Broncos
Head Coach: Greg Graham
Record, yrs. at school: 83- 73, 5 seasons
Overall record, yrs.: 101-78, 6 seasons
Lettermen Returning/Lost: 6/6
2006-07 Record: 17-14
Series Record with SJSU: BSU - 15, SJSU - 1
Basketball SID: Todd Miles
Office Phone: (208) 426-3868
Cell Phone: (208) 989-1010
Email Address: tmiles@boisestate.edu
Courtside Phone: (208) 426-1503
FAX Phone: (208) 426-1778
Web site: www.broncosports.com



RETURNING LETTERMEN

NAME	POS.	HT.	CLASS	PPG.
Reggie Larry	F	6-6	SR	14.1
Matt Nelson	F	6-9	SO	13.5
Anthony Thomas	G	6-0	SO	5.4
Matt Bauscher	G	6-3	SR	4.5
Tyler Tiedeman	F	6-7	SR	4.4
Kurt Cunningham	C	6-9	SO	1.3

2007-08 Schedule

NOV. 9 UTAH VALLEY
NOV. 13 WASHINGTON STATE
Nov. 16 at Montana State
NOV. 21 MONTANA TECH
Nov. 24 at Southern Utah
NOV. 28 SAN DIEGO
Dec. 1 at San Francisco
Dec. 5 at Idaho State
DEC. 8 LOYOLA MARYMOUNT
Dec. 22 at Albany
DEC. 29 BRIGHAM YOUNG
JAN. 2 *SAN JOSE STATE
Jan. 5 *at Idaho
JAN. 10 *NEW MEXICO STATE
JAN. 12 *LOUISIANA TECH
Jan. 17 *at Utah State
Jan. 19 *at Nevada
JAN. 24 *HAWAII
Jan. 28 *at Fresno State
FEB. 2 *IDAHO
Feb. 7 *at Louisiana Tech
Feb. 9 *at New Mexico State
FEB. 14 *NEVADA
FEB. 16 *FRESNO STATE
FEB. 20 CAL STATE BAKERSFIELD
FEB. 23 ESPNU BRACKET BUSTER
Feb. 28 *at San Jose State
Mar. 1 *at Hawai'i
MAR. 6 *UTAH STATE
Mar. 11-15 at WAC Tournament
* - Western Athletic Conference game



Greg Graham



Reggie Larry

Hawai'i

January 5, 2008, San Jose, Calif., 7:00 p.m. (PST)
January 14, 2008, Honolulu, Hawaii, 7:00 p.m. (HST)

Location: Honolulu, Hawaii
Nickname: Rainbow Warriors
Head Coach: Bob Nash
Record, yrs. at school: 1st season
Overall record, yrs.: 1st season
Lettermen Returning/Lost: 7/6
2006-07 Record: 18-13
Series Record with SJSU: UH - 20, SJSU - 8
Basketball SID: Neal Iwamoto
Office Phone: (808) 956-9748
Cell Phone: (808) 375-6819
Email Address: niwamoto@hawaii.edu
Courtside Phone: (808) 956-9408
FAX Phone: (808) 956-4470
Web Site: www.hawaiiathletics.com



RETURNING LETTERMEN

NAME	POS.	HT.	CLASS	PPG.
Bobby Nash	G/F	6-6	SR	11.2
Matt Gibson	G	6-5	SR	10.2
Riley Luettgerodt	G/F	6-5	SR	6.2
P.J. Owsley	F	6-8	SR	6.0
Stephen Verwers	C	6-11	SR	2.8
Jared Dillinger	G	6-5	SR	0.2
Alex Veit	F	6-8	SR	0.5

2007-08 Schedule

NOV. 9 SAN DIEGO
NOV. 16 ILLINOIS
NOV. 18 ALCORN STATE
Nov. 21 at New Mexico
NOV. 27 COPPIN STATE
Dec. 2 at San Diego
DEC. 9 LONG BEACH STATE
DEC. 19-22 RAINBOW CLASSIC
DEC. 27 NEW MEXICO
DEC. 30 CENTENARY
Jan. 3 *at Utah State
Jan. 5 *at San Jose State
JAN. 12 *NEVADA
JAN. 14 *SAN JOSE STATE
JAN. 19 *FRESNO STATE
Jan. 24 *at Boise State
Jan. 26 *at Idaho
JAN. 31 *NEW MEXICO STATE
FEB. 2 *LOUISIANA TECH
Feb. 9 *at Nevada
FEB. 16 *UTAH STATE
Feb. 20 *at Fresno State
FEB. 23 ESPNU BRACKET BUSTER
FEB. 28 *IDAHO
MAR. 1 *BOISE STATE
Mar. 6 *at Louisiana Tech
Mar. 8 *at New Mexico State
Mar. 11-15 at WAC Tournament
* - Western Athletic Conference game



Bob Nash



Bobby Nash

2007-08 Opponents



Nevada

January 10, 2008, San Jose, Calif., 7:00 p.m. (PST)
February 7, 2008, Reno, Nev., 7:00 p.m. (PST)

Location: Reno, Nev.
Nickname: Wolf Pack
Head Coach: Mark Fox
Record, yrs. at school: 81-18, 3 seasons
Overall record, yrs.: 81-18, 3 seasons
Lettermen Returning/Lost: 10/4
2006-07 Record: 29-5
Series Record with SJSU: SJSU- 29, NEV - 27
Basketball SID: Rhonda Lundin
Office Phone: (775) 682-6981
Cell Phone: (775) 742-2548
Email Address: rlundin@unr.edu
Courtside Phone: (775) 784-4404
FAX Phone: (775) 784-4386
Web site: www.nevadawolfpack.com



TOP RETURNING LETTERMEN


NAME	POS.	HT.	CLASS	PPG.
Marcelus Kemp	G	6-5	SR	18.5
Demarshay Johnson	F	6-9	SR	5.0
JaVale McGee	F	6-11	SO	3.3
David Ellis	C	7-1	SR	2.2
Brandon Fields	G	6-4	SO	2.1
Lyndale Bursleson	G	6-3	JR	1.7

2007-08 Schedule

Nov. 11 at Central Florida
Nov. 13 at UC Irvine
NOV. 17 SANTA CLARA
Nov. 24 at UNLV
NOV. 28 CALIFORNIA
Dec. 1 at Pacific
DEC. 8 MONTANA STATE
DEC. 12 SAN DIEGO
DEC. 16 CENTRAL FLORIDA
DEC. 19 COLORADO STATE
Dec. 22 at Northern Iowa
Dec. 27 at North Carolina
DEC. 31 CAL STATE STANISLAUS
JAN. 5 *UTAH STATE
Jan. 10 *at San Jose State
Jan. 12 *at Hawai'i
JAN. 17 *IDAHO
JAN. 19 *BOISE STATE
Jan. 24 *at New Mexico State
Jan. 26 *at Louisiana Tech
JAN. 31 *FRESNO STATE
Feb. 2 *at Utah State
FEB. 7 *SAN JOSE STATE
FEB. 9 *HAWAII
Feb. 14 *at Boise State
Feb. 16 *at Idaho
Feb. 23 at ESPNU Bracket Buster
FEB. 28 *NEW MEXICO STATE
MAR. 1 *LOUISIANA TECH
Mar. 8 *at Fresno State
Mar. 11-15 at WAC Tournament
* - Western Athletic Conference game



Mark Fox



Marcelus Kemp

Fresno State

January 17, 2008, San Jose, Calif., 7:00 p.m. (PST)
January 29, 2008, Fresno, Calif., 7:00 p.m. (PST)

Location: Fresno, Calif.
Nickname: Bulldogs
Head Coach: Steve Cleveland
Record, yrs. at school: 37- 23, 2 seasons
Overall record, yrs.: 175-131, 10 seasons
Lettermen Returning/Lost: 8/5
2006-07 Record: 22-10
Series Record with SJSU: FSU - 75, SJSU - 69
Basketball SID: Ryan Reggiani
Office Phone: (559) 278-2509
Cell Phone: (559) 389-1954
Email Address: rreggiani@csufresno.edu
Courtside Phone: (559) 347-3699
FAX Phone: (559) 278-4689
Web Site: www.gobulldogs.com



TOP RETURNING LETTERMEN

NAME	POS.	HT.	CLASS	PPG.
Hector Hernandez	F	6-9	SR	11.2
Dwight O'Neil	G	6-3	JR	10.8
Eddie Miller	G	6-3	SR	10.5
Kevin Bell	G	5-10	SR	9.6
Tyson Parker	G	6-3	SR	3.0
Shawn Taylor	C	6-11	SR	2.3
Alex Blair	F	6-8	SR	1.9

2007-08 Schedule

NOV. 9-11 PAPE SLAM TOURNAMENT
(Portland, Liberty, San Diego State)
Nov. 17 at Cal State Bakersfield
NOV. 21 MONTANA STATE
Nov. 24 at Sam Houston State
Nov. 27 at Winston-Salem State
DEC. 5 CAL STATE MONTEREY BAY
Dec. 8 at UNLV
Dec. 16 at Arizona
DEC. 20 PRESBYTERIAN
Dec. 29 at Stanford
Jan. 3 *at Louisiana Tech
Jan. 5 *at New Mexico State
JAN. 8 SAINT MARY'S
JAN. 12 *IDAHO
Jan. 17 *at San Jose State
Jan. 19 *at Hawai'i
JAN. 26 *SAN JOSE STATE
JAN. 28 *BOISE STATE
Jan. 31 *at Nevada
FEB. 4 *LOUISIANA TECH
FEB. 7 *UTAH STATE
Feb. 14 *at Idaho
Feb. 16 *at Boise State
FEB. 20 *HAWAII
FEB. 23 ESPNU BRACKET BUSTER
MAR. 1 *NEW MEXICO STATE
Mar. 3 *at Utah State
MAR. 8 *NEVADA
Mar. 11-15 at WAC Tournament
* - Western Athletic Conference game



Steve Cleveland



Kevin Bell

Idaho

January 24, 2008, Moscow, Idaho. 7:00 p.m. (PST)
 March 1, 2008, San Jose, Calif., 7:00 p.m. (PST)

Location: Moscow, Idaho
 Nickname: Vandals
 Head Coach: George Pfeifer
 Record, yrs. at school: 4-27, 1 season
 Overall record, yrs.: 300-235, 17 seasons
 Lettermen Returning/Lost: 5/7
 2006-07 Record: 4-27
 Series record with SJSU: SJSU - 9, UI - 3
 Basketball SID: Ian Klei
 Office Phone: (208) 885-0211
 Cell Phone: (208) 994-6499
 Email address: iank@uidaho.edu
 Courtside Phone: (208) 885-0211
 FAX Phone: (208) 885-0255
 Web Site: www.govandals.com



RETURNING LETTERMEN

NAME	POS.	HT.	CLASS	PPG.
Darin Nagle	F	6-10	SR	9.3
Trevor Morris	G	6-4	JR	6.5
Mike Kale	F	6-8	JR	6.0
Clyde Johnson	F	6-7	SR	4.8
Michael Crowell	F	6-7	SR	3.9

2007-08 Schedule

NOV. 9 CASCADE COLLEGE
 Nov. 13 at Gonzaga
 Nov. 16 at Washington State
 Nov. 24 at UC Riverside
 NOV. 28 SOUTH DAKOTA STATE
 DEC. 1 IDAHO STATE
 Dec. 5 at Central Arkansas
 DEC. 9 EASTERN WASHINGTON
 Dec. 15 at South Dakota State
 DEC. 18 CENTRAL ARKANSAS
 Dec. 22 at Arizona State
 JAN. 2 *NEW MEXICO STATE
 JAN. 5 *BOISE STATE
 JAN. 9 *LOUISIANA TECH
 Jan. 12 *at Fresno State
 Jan. 17 *at Nevada
 Jan. 19 *at Utah State
JAN. 24 *SAN JOSE STATE
 JAN. 26 *HAWAII
 Feb. 2 *at Boise State
 Feb. 6 *at New Mexico State
 Feb. 9 *at Louisiana Tech
 FEB. 14 *FRESNO STATE
 FEB. 16 *NEVADA
 Feb. 23 at ESPNU Bracket Buster
 Feb. 28 *at Hawai'i
Mar. 1 *at San Jose State
 MAR. 8 *UTAH STATE
 Mar. 11-15 at WAC Tournament
 * - Western Athletic Conference game



George Pfeifer



Darin Nagle

New Mexico State

February 2, 2008, San Jose, Calif., 7:00 p.m. (PST)
 March 6, 2008, Las Cruces, N.M., 7:00 p.m. (MST)

Location: Las Cruces, N.M.
 Nickname: Aggies
 Head Coach: Marvin Menzies
 Record, yrs. at school: 0-0, 1st season
 Overall record, yrs.: 0-0, 1st season
 Lettermen Returning/Lost: 7/5
 2006-07 Record: 25-9
 Series Record with SJSU: NMSU - 23,
 SJSU - 10
 Basketball SID: Tiffany Franklin
 Office Phone: (505) 646-3929
 Cell Phone: (505) 642-2168
 Email Address: tfrank@nmsu.edu
 Courtside Phone: (505) 646-3400
 FAX Phone: (505) 646-2425
 Web Site: www.nmstatesports.com



TOP RETURNING LETTERMEN


NAME	POS.	HT.	CLASS	PPG.
Justin Hawkins	G/F	6-7	SR	15.6
Fred Peete	G	6-4	SR	9.5
Hatila Passos	C	6-9	SR	8.7
Martin Iti	C	7-0	SR	6.4

2007-08 Schedule

Nov. 9 at Ohio
 Nov. 12 at Duke
 NOV. 14, 18 LEGENDS CLASSIC (Las Cruces, N.M.)
 Nov. 23, 24 at Legends Classic (Newark, N.J.)
 Nov. 27 at UTEP
 NOV. 30 +CHICAGO STATE
 DEC. 1 +NORTH TEXAS
 DEC. 4 NEW MEXICO
 DEC. 8 UTEP
 DEC. 11 PRAIRIE VIEW A&M
 Dec. 19 at New Mexico
 Dec. 22 at Louisville
 DEC. 31 ALCORN STATE
 Jan. 2 *at Idaho
 JAN. 5 *FRESNO STATE
 Jan. 10 *at Boise State
 Jan. 12 *at Utah State
 JAN. 19 *LOUISIANA TECH
 JAN. 24 *NEVADA
 JAN. 26 *UTAH STATE
 Jan. 31 *at Hawai'i
Feb. 2 *at San Jose State
 FEB. 6 *IDAHO
 FEB. 9 *BOISE STATE
 Feb. 14 *at Louisiana Tech
 Feb. 23 ESPNU Bracket Buster
 Feb. 28 *at Nevada
 Mar. 1 *at Fresno State
MAR. 6 *SAN JOSE STATE
 MAR. 8 *NEW MEXICO STATE
 Mar. 11-15 at WAC Tournament
 + - Lou Henson Classic
 * - Western Athletic Conference game



Marvin Menzies



Justin Hawkins

2007-08 Opponents



Utah State

February 9, 2008, Logan, Utah, 7:00 p.m. (MST)
February 18, 2008, San Jose, Calif., 7:00 p.m. (PST)

Location: Logan, Utah
Nickname: Aggies
Head Coach: Stew Morrill
Record, yrs. at school: 213-75, 9 seasons
Overall record, yrs.: 431-213, 21 seasons
Lettermen Returning/Lost: 4/7
2006-07 Record: 23-12
Series Record with SJSU: USU - 38, SJSU - 20
Basketball SID: Doug Hoffman
Office Phone: (435) 797-3714
Cell Phone: (435) 881-8011
Email address: doug.hoffman@usu.edu
Courtside Phone: (435) 797-1686
FAX Phone: (435) 797-2615
Web Site: www.utahstateaggies.com



RETURNING LETTERMEN

NAME	POS.	HT.	CLASS	PPG.
Jaycee Carroll	G	6-2	SR	21.3
Stephen DuCharme	F	6-8	SR	10.2
Nick Hammer	F	6-6	SR	3.7
Kris Clark	G	6-2	SR	3.5

2007-08 Schedule

NOV. 9 SOUTHERN UTAH
Nov. 10 at Weber State
NOV. 12 MONTANA WESTERN
Nov. 15 at Cal Poly
Nov. 17 at UC Irvine
NOV. 20 AUSTIN PEAY
Nov. 23-24 at South Padre Island Invitational
DEC. 1 SANTA CLARA
Dec. 5 at Utah
Dec. 8 at Cal State Bakersfield
DEC. 15 PRAIRIE VIEW A&M
DEC. 20-21 GOSSNER FOODS CLASSIC
DEC. 29 ORAL ROBERTS
JAN. 3 *HAWAII
Jan. 5 *at Nevada
JAN. 12 *NEW MEXICO STATE
JAN. 17 *BOISE STATE
JAN. 19 *IDAHO
Jan. 24 *at Louisiana Tech
Jan. 26 *at New Mexico State
FEB. 2 *NEVADA
Feb. 7 *at Fresno State
FEB. 9 *SAN JOSE STATE
Feb. 16 *at Hawai'i
FEB. 14 *HAWAII
Feb. 18 *at San Jose State
FEB. 23 ESPNU BRACKET BUSTER
FEB. 28 *LOUISIANA TECH
MAR. 3 *FRESNO STATE
Mar. 6 *at Boise State
Mar. 8 *at Idaho
Mar. 11-14 at WAC Tournament
* - Western Athletic Conference game



Stew Morrill



Jaycee Carroll

Louisiana Tech

February 16, 2008, San Jose, Calif., 1:00 p.m. (PST)
March 8, 2008, Ruston, La., 7:00 p.m. (CST)

Location: Ruston, La.
Nickname: Bulldogs
Head Coach: Kerry Rupp
Record, yrs. at school: 0-0, 1st season
Overall record, yrs.: 31-6, 1 season
Lettermen Returning/Lost: 5/8
2006-07 Record: 10-20
Series Record with SJSU: LTU - 10 SJSU -3
Basketball SID: Kyle Roberts
Office Phone: (318) 257-3144
Cell Phone: (318) 514-9203
Email Address: kroberts@latech.edu
Courtside Phone: (318) 257-3144
FAX Phone: (318) 257-3757
Web Site: www.LaTechSports.com



RETURNING LETTERMEN


NAME	POS.	HT.	CLASS	PPG.
Drew Washington	G	6-2	JR	4.8
Keith Smith	F	6-7	SR	4.6
Kyle Gibson	G	6-4	SO	4.5
J.J. Marshall	G	5-9	JR	1.5
Adrian Rogers	F	6-7	JR	1.1

2007-08 Schedule

Nov. 10 at Mississippi State
NOV. 16 LOUISIANA LAFAYETTE
Nov. 20 at Arkansas Pine Bluff
Nov. 24 at Arkansas Little Rock
NOV. 28 SOUTHEAST MISSOURI
Dec. 5 at Texas Tech
DEC. 11 ARKANSAS PINE BLUFF
Dec. 13 Centenary (Bossier City, La.)
Dec. 18 +New Orleans
Dec. 19 +Southern Mississippi
Dec. 20 +Alcorn State
DEC. 29 McNEESE STATE
JAN. 3 *FRESNO STATE
Jan. 10 *at Idaho
Jan. 12 *at Boise State
Jan. 19 *at New Mexico State
JAN. 24 *UTAH STATE
JAN. 26 *NEVADA
Feb. 2 *at Hawai'i
Feb. 4 *at Fresno State
FEB. 7 *BOISE STATE
FEB. 9 *IDAHO
FEB. 14 *NEW MEXICO STATE
Feb. 16 *at San Jose State
FEB. 23 ESPNU BRACKET BUSTER
Feb. 28 *at Utah State
Mar. 1 *at Nevada
MAR. 6 *HAWAII
MAR. 8 *SAN JOSE STATE
Mar. 11-15 at WAC Tournament
+ - Mississippi Gulf Coast Classic
* - Western Athletic Conference game



Kerry Rupp



Drew Washington

Team Records



WINS

Season23 (23-9), 1948
 Season, Fewest.....0 (0-6), 1918
 Winning Percentage857 (18-3), 1925
 Wins, Consecutive9, Jan. 30, 1948-Feb. 20, 1948
9, Feb. 24, 1949-Dec. 15, 1949
 Wins, Home Consecutive12, Jan. 30, 1951-Jan. 3, 1952

POINTS

Game114, vs. Idaho State, Dec. 10, 1966
 Game, Opponent.....119, TCU, Feb. 7, 1998
119, Purdue, Dec. 19, 1972
 Game, Fewest.....21, vs. San Francisco Olympic Club, 1936
 Half64, vs. Pepperdine, Feb. 10, 1967
 Half, Opponent.....61 (2nd half), TCU, Feb. 7, 1998
 Half, Fewest.....8, vs. Stanford, 1937
8, vs. Santa Clara, 1937
 Season2237 (29 games), 1975
 Season Average82.4 (1978 points, 24 games), 1969

FIELD GOALS MADE

Game51, vs. Idaho State, Dec. 10, 1966
 Game, Fewest.....8, vs. Santa Clara, 1936
 Game, Opponent.....50, TCU, Feb. 7, 1998
 Half27, vs. Idaho State, Dec. 10, 1966
 Half, Fewest2, vs. Santa Clara, 1937
 Percentage, Season49.3 (764-1547), 29 games, 1980
 Percentage, Game.....72.1 (44-61) vs. Humboldt State, Nov. 28, 1975
 Percentage, Half77.3 (17-22) vs. Memphis State, Jan. 26, 1988
 Season.....894 (894-1835), 29 games, 1975
 Season, Fewest438 (438-1293), 27 games, 1959

3-POINT FIELD GOALS MADE

Game13 vs. UNLV, Jan. 21, 1988
 Percentage, Game72.7 (8-11) at Montana, Dec. 5, 1998
 Percentage, Half.....100.0 (6-6) at Montana, Dec. 5, 1998
 Opponent, Game14, Fresno State, Jan. 13, 2007
 Opponent, Percentage, Game
72.7 (8-11), Santa Clara, Dec. 1, 1998
 Opponent, Percentage, Half 85.7 (6-7), Pepperdine, Jan. 2, 1999
 Season.....183 (183-561), 32 games, 2002
 Opponent, Season213 (213-626), 30 games, 2007

FIELD GOALS ATTEMPTED

Game107, vs. Nevada, Dec. 8, 1968
 Half57, vs. Nevada, Dec. 8, 1968
57, vs. Idaho State, Dec. 10, 1966
 Season2092, 30 games, 1950-51

3-POINT FIELD GOALS ATTEMPTED

Game27 (7-27), at UC Santa Barbara, Mar. 2, 1991
 Opponent, Game31, Nevada, Feb. 26, 1994
 Season561, 32 games, 2002
 Opponent, Season626, 30 games, 2007

FREE THROWS MADE

Game42, vs. Mount Saint Mary's, Dec. 22, 2001
 Game, Fewest0, at Nevada, Feb. 14, 2007
 Opponent, Game, Fewest0, Louisiana Tech, Feb. 8, 2007
 Half.....26, vs. St. Mary's (Calif.), Feb. 14, 1955

Percentage, Season72.7 (279-384), 29 games, 2005
 Worst Percentage, Season.....57.3 (289-504), 25 games, 1952
 Worst Percentage, Game00.0 (0-2), at Nevada, Feb. 14, 2007
11.1 (1-9), at Stanford, Dec. 10, 1988
 Percentage, Game100.0 (18-18), vs. Tulsa, Feb. 29, 2004
 Percentage, Half100.0 (14-14), vs. Nevada, Jan. 3, 1995
100.0 (14-14), vs. Pacific, Feb. 4, 1978

FREE THROWS ATTEMPTED

Game61, vs. Mount Saint Mary's, Dec. 22, 2001
 Game, Fewest2, at Nevada, Feb. 14, 2007
 Half37 (second half), vs. Mount Saint Mary's, Dec. 22, 2001
 Half, Fewest0, at Nevada, Feb. 14, 2007
0, at California, Nov. 30, 2005
0, at UTEP, Jan. 4, 2003, & Jan. 22, 2005
0, vs. Colorado State, Dec. 23, 1999
0, vs. Saint Mary's, Dec. 18, 1999
0, at Fresno State, Feb. 4, 1999
0, vs. Santa Clara, Dec. 1, 1998
0, vs. UC Irvine, Feb. 25, 1993
0, vs. Pacific, Feb. 15, 1990
0, vs. Fresno State, Mar. 1, 1984
0, vs. Humboldt State, 1937 & 1939
 Season777, 27 games, 1954
 Season, Fewest413, 25 games, 1933

REBOUNDS

Game.....86, vs. Oregon, Jan. 3, 1952
 Game, Fewest17, at Utah, Jan. 23, 1999
17, Stanford, Dec. 10, 1988
 Half45 vs. Oregon, Jan. 3, 1952
 Half, Fewest4, at Utah, Jan. 23, 1999
 Season1492, 25 games, 1952
 Season, Fewest821, 26 games, 1982
 Season Average59.1, 25 games, 1952

ASSISTS

Game24, vs. Rice, Jan. 29, 2005
24, vs. Menlo College, Nov. 27, 2002
 Game, Fewest3, at UC Santa Barbara, Jan. 16, 1995
3, at CS Long Beach, Jan. 14, 1995
 Opponent, Game35, Kentucky, Mar. 14, 1996
 Season512, 29 games, 1977
 Season, Fewest260, 30 games, 1950
 Season, Average17.7, 29 games, 1977

BLOCKED SHOTS (Since 1986)

Game11, vs. Idaho, Mar. 6, 2007
 Opponent, Game13, SMU, Feb. 6, 2003
 Season106, 29 games, 1988
 Season, Fewest28, 28 games, 2003
 Opponent, Season138, 29 games, 2005

STEALS (Since 1986)

Game20, vs. Menlo, Nov. 27, 1998
 Opponent, Game19, New Mexico State, Feb. 24, 1990
 Season226, 28 games, 1986
 Season, Fewest115, 26 games, 1998
 Opponent, Season214, 30 games, 1996

Individual Records



POINTS

Game40, Wally Rank, vs. Sacramento State, Jan. 3, 1980
 Season702, Ricky Berry, 29 games, 1988
 Season Average24.2, Ricky Berry, 29 games, 1988
 Career1767, Ricky Berry, 84 games, 1986-88
 Career Average21.0, Ricky Berry, 84 games, 1986-88
 30 or more, Consecutive2, Marquin Chandler, Jan. 29, 2005,
 vs. Rice & Feb. 5, 2005 vs. Hawaii
2, Olivier Saint-Jean, Jan. 23, 1997,
 at Wyoming & Jan. 25, 1997, at Colorado State
2, Olivier Saint-Jean, Feb. 10, 1997,
 at Tulsa & Feb. 13, 2005 at Air Force
 30 or more, Season4, Ricky Berry, 28 games, 1986
 4, Ricky Berry, 29 games, 1988
 30 or more, Career9, Ricky Berry, 84 games, 1986-88

FIELD GOALS MADE

Game17, Stan Hill, vs. Sacramento State, Jan. 5, 1978
 Game Percentage100.0 (10-10), Mike Brotherton, vs.
 New Mexico State, Feb. 23, 1991
 Season250, Ricky Berry, 29 games, 1988
 Season Percentage63.9 (131-205), Mickey Jackson,
 29 games, 1980
 Career619, Ricky Berry, 84 games, 1986-88
 Career Percentage58.7 (278-473), Mickey Jackson,
 56 games, 1979-80
 Multi-Game, Consecutive11, Menelik Barbary, vs.
 Portland (3-3, second half), Cal Poly (6-6), San Diego (2-2),
 Nov. 11, 2005 through Nov. 23, 2005
 One-Game, Consecutive10, Mike Brotherton, vs.
 New Mexico State, Feb. 23, 1991

3-POINT FIELD GOALS MADE

Game7, Terrance Richmond, at Montana, Dec. 5, 1998
 Game, Consecutive5, Marquin Chandler, vs. Hawaii,
 Feb. 5, 2005
 Consecutive8 (3 vs. Rice & 5 vs. Hawaii), Marquin Chandler,
 Jan. 29 through Feb. 5, 2005
 Season74, Billy Landram, 30 games, 2000
 Career123, Michael Quinney, 54 games, 1998-99
 Season, Percentage44.5 (57-128), Ricky Berry, 28 games, 1988
 Career, Percentage45.9 (113-246), Ricky Berry,
 84 games, 1986-88

FIELD GOALS ATTEMPTED

Game33, Buster Burgos, vs. Arizona, Dec. 18, 1953
 Season514, Johnnie Skinner, 25 games, 1971
 Career1,536, Stu Inman, 123 games, 1947-50

3-POINT FIELD GOALS ATTEMPTED

Game17, Michael Quinney, vs. Fresno State, Feb. 18, 1998
 Season197, Billy Landram, 30 games, 2000
 Career375, Tito Addison, 84 games, 1995-97

FREE THROWS MADE

Game24, Brandon Hawkins,
 vs. Mount Saint Mary's, Dec. 22, 2001
 Game Percentage100.0 (16-16),
 Carroll Williams, vs. Loyola (Calif.), Jan. 22, 1955
 Opponent, Game Percentage100.0 (12-12),
 Cecil Brown, UC Santa Barbara, Feb. 18, 2006
 Season184, Carroll Williams, 27 games, 1954
 Season Percentage84.6 (66-78), Doug Murrey, 28 games, 1980
 84.6 (55-65), Mike Garrett, 25 games, 2001
 Career441, Carroll Williams, 75 games, 1953-55
 Career Percentage82.1 (416-507),
 Ricky Berry, 84 games, 1986-88
 Consecutive31, Carroll Williams, 4 games, Jan. 14-28, 1955

FREE THROWS ATTEMPTED

Game31, Brandon Hawkins,
 vs. Mount Saint Mary's, Dec. 22, 2001
 Opponent16, Antonio Meeking, Louisiana Tech, Feb. 8, 2003
 Season225, Carroll Williams, 27 games, 1954
 Career552, Carroll Williams, 75 games, 1953-55

REBOUNDS

Game28, Marv Branstrom, vs. Arizona State, Dec. 4, 1958
 Opponent, Game
28, Paul Millsap, Louisiana Tech, Feb. 15, 2006
 Season376, George Clark, 23 games, 1952
 Season Average16.4 (376), George Clark, 23 games, 1952
 Career864, Marv Branstrom, 76 games, 1955-57
 Career Average13.0, Darnell Hillman, 25 games, 1968

ASSISTS

Game17, Ken Mickey, vs. Illinois State, Jan. 12, 1977
 Season203, Ken Mickey, 29 games, 1977
 Season Average7.0, Ken Mickey, 29 games, 1977
 Career477, Michael Dixon, 107 games, 1982-85
 Career Average5.8, Ken Mickey, 82 games, 1975-76

BLOCKED SHOTS

Game9, Menelik Barbary, vs. Idaho, Mar. 6, 2007
 Season62, Gerald Thomas, 29 games, 1988
 Career127, Gerald Thomas, 113 games, 1984, 1986-88

STEALS

Game6, Carlton Spencer, vs. New Mexico State, Jan. 27, 2007
6, Antonio Lawrence, vs. CS Monterey Bay, Dec. 7, 2002
6, Ben Sanders, vs. Pepperdine, Jan. 2, 1999
6, Olivier Saint-Jean, vs. San Diego State, Feb. 1, 1997
6, Brad Quinet, at Portland, Dec. 14, 1996
 Season50, Tito Addison, 27 games, 1997
 Career125, Tito Addison, 84 games, 1995-97

"DOUBLE-DOUBLES"

Season13, Coby Dietrick, 1970
 Consecutive9, Coby Dietrick, 1970

"TRIPLE-DOUBLES"

Season1, Brandon Hawkins (18 points, 11 rebounds, 10 assists),
 vs. Notre Dame De Namur Dec. 18, 2001



Career Leaders

TOTAL POINTS

Name	Seasons	Games	FG	3FG	FT	Points
1 Ricky Berry	1986-88	84	619	113	416	1767
2 Stu Inman	1947-50	123	591	0	322	1504
3 Wally Rank	1977-80	102	562	0	308	1432
4 Chris McNealy	1981-83	81	504	2	226	1236
5 Coby Dietrick	1968-70	72	465	0	243	1173
6 Terry Cannon	1990-92, 94	97	414	114	209	1139
7 Johnnie Skinner	1971-73	73	481	0	174	1136
8 Ken Mickey	1974, 76-77	82	427	0	271	1125
9 Sid Williams	1978-81	111	485	0	125	1095
10 S.T. Saffold	1964-66	72	421	0	208	1050
Olivier Saint-Jean	1996-97	51	373	44	260	1050

FIELD GOALS MADE

Name	Seasons	Games	Attempts	Made
1 Ricky Berry	1986-88	84	1301	619*
2 Stu Inman	1947-50	123	1506	591
3 Wally Rank	1977-80	102	1207	562
4 Chris McNealy	1981-83	81	914	504**
5 Sid Williams	1978-81	111	958	485
6 Johnnie Skinner	1971-73	73	1142	481
7 Coby Dietrick	1968-70	72	1054	465
8 Ken Mickey	1974, 76-77	82	865	427
9 S.T. Saffold	1964-66	72	970	421
10 Reggie Owens	1985-87	86	766	376

FIELD GOALS ATTEMPTED

Name	Seasons	Games	Made	Attempts
1 Stu Inman	1947-50	123	591	1536
2 Ricky Berry	1986-88	84	619	1309
3 Wally Rank	1977-80	102	562	1207
4 Johnnie Skinner	1971-73	73	481	1142
5 Coby Dietrick	1968-70	72	465	1054
6 S.T. Saffold	1964-66	72	421	970
7 Sid Williams	1978-81	111	485	958
8 Eddie Diaz	1956-58	76	348	949
9 Terry Cannon	1990-92, 94	97	414	934
10 George Clark	1950-52	75	294	923

FIELD GOAL PERCENTAGE (Minimum four made per game played)

Name	Seasons	Games	FG	FGA	Pct.
1 Mickey Johnson	1979-80	56	278	473	.588
2 Earl Hogue	1974-76	75	315	568	.555
3 Chris McNealy	1981-83	81	504	914	.551
4 Dick Groves	1968-69	41	183	338	.541
5 Stony Evans	1984-85	57	246	461	.534
6 Menelik Barbary	2006-07	61	245	461	.531
7 Ward Farris	1982, 84-86	83	339	644	.526
8 Stan Hill	1977-78	50	214	415	.516
9 Darnell Williams	2000-01	58	288	562	.512
10 Ron Fair	1974-76	82	361	708	.509

3-POINT FIELD GOALS MADE

Name	Seasons	Games	Attempts	Made
1 Michael Quinney	1998-99	54	336	123
2 Tito Addison	1995-97	84	375	122
3 Jason Allen	1991-94	97	340	120
4 Terry Cannon	1990-92, 94	97	304	114
5 Ricky Berry	1986-88	84	246	113
6 Billy Landram	2000-01	58	315	106
7 Steve Haney	1988-89	45	233	103
8 Alex Elam	2005-06	59	257	96
9 Brett Lilly	1999, 2003-04	59	240	92
10 Moises Alvarez	2002-03	51	227	81

3-POINT FIELD GOALS ATTEMPTED

Name	Seasons	Games	Made	Attempts
1 Tito Addison	1995-97	84	122	375
2 Jason Allen	1991-94	97	120	340
3 Michael Quinney	1998-99	54	123	336
4 Billy Landram	2000-01	58	106	315
5 Terry Cannon	1990-92, 94	97	114	304
6 Brad Quinet	1995, 97	55	77	263
7 Alex Elam	2005-06	59	96	257
8 Ricky Berry	1986-88	84	113	246
9 Brett Lilly	1999, 2003-04	59	92	240
10 Steve Haney	1988-89	45	103	233

3-POINT FIELD GOAL PERCENTAGE (Minimum 1.0 made per game played and 45 made)

Name	Seasons	Games	3FG	3FGA	Pct.
1 Ricky Berry	1986-88	84	113	246	.459
2 Steve Haney	1988-89	45	103	233	.442
3 Mike Garrett	2000-01	31	46	116	.397
4 Marquin Chandler	2004-05	57	59	149	.396
5 Phil Calvert	2002, 04	57	71	185	.384
6 Brett Lilly	1999, 2003-04	59	92	240	.383
7 Terry Cannon	1990-92, 94	97	114	304	.375
8 Alex Elam	2005-06	59	96	257	.374
9 Mike Wasserburger	1990-91	40	50	135	.370
10 Moises Alvarez	2002-03	51	81	227	.357

FREE THROWS MADE

Name	Seasons	Games	Attempts	Made
1 Carroll Williams	1953-55	75	552	441
2 Ricky Berry	1986-88	84	507	416
3 Stu Inman	1947-50	123	498	322
4 Wally Rank	1977-80	102	450	308
5 Eddie Diaz	1956-58	76	433	299
6 Ken Mickey	1974, 76-77	82	357	271
7 Marmet Williams	1994-98	112	368	267
8 Olivier Saint-Jean	1996-97	51	354	260
9 George Puou	1984-87	111	332	251
10 Coby Dietrick	1968-70	72	364	243

Career Leaders



FREE THROWS ATTEMPTED

Name	Seasons	Games	Made	Attempts
1 Carroll Williams	1953-55	75	441	552
2 Ricky Berry	1986-88	84	416	507
3 Stu Inman	1947-50	123	322	498
4 Wally Rank	1977-80	102	308	450
5 Eddie Diaz	1956-58	76	299	433
6 Bob Hagen	1947-49	81	207	370
7 Marv Branstrom	1956-58	76	186	368
Marmet Williams	1994-98	112	267	368
9 Coby Dietrick	1968-70	72	243	364
10 Ken Mickey	1974, 76-77	82	271	357

FREE THROW PERCENTAGE

(Minimum 2.0 made per game played & 50 games played)

Name	Seasons	Games	FT	FTA	Pct.
1 Ricky Berry	1986-88	84	416	507	.821
2 Carroll Williams	1953-55	75	441	552	.799
3 Doug Murrey	1978-81	88	173	219	.789
4 Gil Egeland	1956-58	73	165	210	.786
5 Pete Miller	1974-75	55	128	164	.780
6 Brandon Hawkins	2002-03	50	237	304	.779
7 Lossie Mitchel	1992-94	52	116	150	.773
8 Brad Quinet	1995-97	55	161	211	.763
9 Ken Mickey	1974, 76-77	82	271	357	.759
10 Matt Fleming	1984-85	53	143	189	.757

REBOUNDS

Name	Seasons	Games	Amount
1 Marv Branstrom	1956-58	76	864
2 George Clark	1950-52	75	857
3 Coby Dietrick	1968-70	72	759
4 S.T. Saffold	1964-66	72	705
5 Reggie Owens	1985-87	86	692
6 Chris McNealy	1981-83	81	678
7 Wally Rank	1977-80	102	662
8 Kevin Logan	1990-93	106	608
9 Pat Hamm	1969-71	72	557
10 Marmet Williams	1994-98	112	511

ASSISTS

Name	Seasons	Games	Amount
1 Michael Dixon	1982-85	107	477
2 Ken Mickey	1974, 76-77	82	476
3 Mike Mendez	1978-81	108	469
4 Marmet Williams	1994-98	112	318
5 Ricky Berry	1986-88	84	266
6 Terry Cannon	1990-92	97	259
7 Tito Addison	1995-97	84	255
8 Rodney Scott	1987-89	71	247
9 R.J. Powell	1999-2000	54	206
10 Chris McNealy	1981-83	81	203

BLOCKED SHOTS (Since 1979)

Name	Seasons	Games	Amount
1 Gerald Thomas	1984, 86-88	113	127
2 Menelik Barbary	2006-07	61	87
3 Chris McNealy	1981-83	81	81
4 Darnell Williams	2000-01	58	75
5 Kevin Logan	1990-93	106	58
6 Mike Brotherton	1991, 93-95	104	55
7 Marion Thurmond	2001-02	60	44
8 Daryl Scott	1990, 92-93	81	42
9 Olivier Saint-Jean	1996-97	51	41
10 Dietrich Waters	1986-89	85	38

STEALS (Since 1979)

Name	Seasons	Games	Amount
1 Tito Addison	1995-97	84	125
2 Mike Mendez	1979-81	86	114
3 Terry Cannon	1990-92, 94	97	113
4 Marmet Williams	1994-98	112	111
5 Chris McNealy	1981-83	81	109
6 Michael Dixon	1982-85	107	106
7 Ward Farris	1981, 84-86	83	93
8 Ricky Berry	1986-88	84	83
9 Reggie Owens	1985-87	86	81
10 Carlton Spencer	2006-07	51	75




Tito Addison



Michael Quinet



Marv Branstrom



Michael Dixon



Gerald Thomas

1,000-Point Club



1. RICKY BERRY (1986-88)

Season	G	FG-FGA	Pct.	3FG-FGA	Pct.	FT-FTA	Pct.	REB	Avg.	A	Avg.	Pts.	Avg.
1986	28	179-369	48.5	24-40	60.0	137-164	83.5	138	4.9	85	3.0	519	18.5
1987	27	190-412	46.1	32-78	41.0	134-165	81.2	121	4.5	68	2.5	546	20.2
1988	29	250-520	48.1	57-128	44.5	145-178	81.5	210	7.2	113	3.9	702	24.2
Career	84	619-1301	47.6	113-246	45.9	416-507	82.1	469	5.6	266	3.2	1767	21.0




2. STU INMAN (1947-50)

Season	G	FG-FGA	Pct.	FT-FTA	Pct.	REB	Avg.	A	Avg.	Pts.	Avg.
1947	28	64		43-86	50.0					171	6.1
1948	32	156		84-123	68.3					396	12.4
1949	35	213		95-150	63.3					521	14.9
1950	28	158-454	34.6	100-139	71.7					416	14.9
Career	123	591-1536	38.5	322-498	64.7					1504	12.2




3. WALLY RANK (1977-80)

Season	G	FG-FGA	Pct.	FT-FTA	Pct.	REB	Avg.	A	Avg.	Pts.	Avg.
1977	24	92-223	41.3	43-74	58.1	120	5.0	30	1.3	227	9.5
1978	24	147-301	48.8	59-97	60.8	177	7.4	17	0.7	353	14.7
1979	25	144-322	44.7	89-110	80.9	162	6.5	29	1.2	377	15.1
1980	29	179-361	49.5	117-169	69.2	203	7.0	53	1.8	475	16.3
Career	102	562-1207	46.5	308-450	68.4	662	6.5	129	1.3	1432	14.0



4. CHRIS McNEALY (1981-83)

Season	G	FG-FGA	Pct.	3FG-FGA	Pct.	FT-FTA	Pct.	REB	Avg.	A	Avg.	Pts.	Avg.
1981	30	149-296	50.3			50-84	59.5	193	6.4	96	3.2	348	11.6
1982	23	138-250	55.8			71-113	62.8	222	9.6	35	1.5	347	15.1
1983	28	217-368	58.9	2-5	40.0	105-157	66.9	263	9.4	72	2.6	541	19.3
Career	81	504-914	55.1	2-5	40.0	226-354	63.8	678	8.4	203	2.5	1236	15.3



5. COBY DIETRICK (1968-70)

Season	G	FG-FGA	Pct.	FT-FTA	Pct.	REB	Avg.	A	Avg.	Pts.	Avg.
1968	25	149-357	41.8	65-99	65.7	265	10.6			371	14.8
1969	24	141-322	43.4	86-129	66.6	229	9.5			368	15.3
1970	23	175-375	46.7	92-136	67.6	265	11.5			442	19.2
Career	72	465-1054	44.1	243-364	66.7	759	10.5			1181	16.4



6. TERRY CANNON (1990-94)

Season	G	FG-FGA	Pct.	3FG-FGA	Pct.	FT-FTA	Pct.	REB	Avg.	A	Avg.	Pts.	Avg.
1990	26	65-152	42.8	9-33	27.3	37-49	75.5	49	1.9	73	2.8	176	6.8
1991	27	127-265	47.9	36-83	43.4	49-63	77.8	76	2.8	82	3.0	339	12.6
1992	17	75-216	34.7	22-85	25.9	51-62	82.3	52	3.1	45	2.6	221	13.0
1993		Redshirt											
1994	27	147-301	48.8	37-103	35.9	72-107	67.3	78	2.9	59	2.2	403	14.9
Career	97	414-934	44.3	114-384	37.5	209-281	74.4	255	2.6	259	2.7	1139	11.7

1,000 Point Club




7. JOHNNIE SKINNER (1971-73)

Season	G	FG-FGA	Pct.	FT-FTA	Pct.	REB	Avg.	A	Avg.	Pts.	Avg.
1971	25	197-514	38.3	72-115	62.6	101	4.0			466	18.6
1972	23	111-251	40.2	34-48	70.8	61	2.6			256	11.1
1973	25	173-377	45.9	68-82	82.4	90	3.6			414	16.6
Career	73	481-1142	42.1	174-245	71.0	252	3.5			1136	15.6



8. KEN MICKEY (1974, 76-77)

Season	G	FG-FGA	Pct.	FT-FTA	Pct.	REB	Avg.	A	Avg.	Pts.	Avg.
1974	26	135-297	45.4	78-109	71.5	91	3.5	128	4.1	348	13.3
1976	27	134-255	52.5	77-100	77.0	90	3.3	145	5.3	347	12.9
1977	29	158-313	50.5	114-148	77.0	112	3.9	203	7.0	430	14.8
Career	82	427-865	49.4	271-357	75.9	293	3.6	476	5.7	1125	13.7




9. SID WILLIAMS (1978-81)

Season	G	FG-FGA	Pct.	FT-FTA	Pct.	REB	Avg.	A	Avg.	Pts.	Avg.
1978	27	92-197	46.7	38-60	63.3	115	4.3	17	0.6	212	7.9
1979	26	123-263	46.8	18-29	62.1	90	3.5	30	1.2	264	10.2
1980	28	72-164	43.9	11-19	57.8	89	3.1	23	0.8	155	5.5
1981	30	198-334	59.3	58-92	63.0	216	7.2	32	1.1	454	15.1
Career	111	485-958	50.6	125-200	62.5	510	4.6	102	0.9	1095	9.9



10. S.T. SAFFOLD (1964-66)

Season	G	FG-FGA	Pct.	FT-FTA	Pct.	REB	Avg.	A	Avg.	Pts.	Avg.
1964	24	106-248	42.7	42-70	60.0	226	9.4			254	10.6
1965	24	153-353	43.3	72-93	77.4	226	9.4			378	15.6
1966	24	162-369	43.8	94-132	71.3	253	10.6			418	17.4
Career	72	421-970	43.4	208-295	70.5	705	9.8			1050	14.6



10. OLIVIER SAINT-JEAN (1996-97)

Season	G	FG-FGA	Pct.	3FG-FGA	Pct.	FT-FTA	Pct.	REB	Avg.	A	Avg.	Pts.	Avg.
1996	25	148-332	44.6	18-65	27.7	117-158	74.1	157	6.3	64	2.6	431	17.2
1997	26	225-457	49.2	26-71	36.6	143-196	73.0	229	8.8	28	1.1	619	23.8
Career	51	373-789	47.3	44-136	32.4	260-354	73.4	386	7.6	92	1.8	1050	20.6



12. CARROLL WILLIAMS (1953-55)

Season	G	FG-FGA	Pct.	FT-FTA	Pct.	REB	Avg.	A	Avg.	Pts.	Avg.
1953	26	59-174	33.9	76-113	67.3	119	4.6			194	7.5
1954	27	138-337	40.9	184-225	81.8	104	3.9			460	17.0
1955	25	107-245	43.7	181-214	84.6	105	4.2			395	15.8
Career	75	304-756	40.2	441-552	79.9	328	4.4			1049	13.9



Season Leaders

TOTAL POINTS

Name	Season	Games	FG	3FG	FT	Points
1 Ricky Berry	1988	29	250	57	145	702
2 Olivier Saint-Jean	1997	26	225	26	143	619
3 Marquin Chandler	2005	29	221	36	91	569
4 Ricky Berry	1987	27	190	32	134	546
5 Chris McNealy	1983	28	217	2	105	541
6 Stu Inman	1949	35	213		95	521
7 Ricky Berry	1986	28	179	24	137	519
8 Wally Rank	1980	29	179		117	475
9 Johnnie Skinner	1971	25	197		72	466
10 Carroll Williams	1954	27	138		184	460

FIELD GOALS MADE

Name	Season	Games	Att.	3FG-FG	Made
1 Ricky Berry	1988	29	520	57-128	250
2 Olivier Saint-Jean	1997	26	457	26-71	225
3 Marquin Chandler	2005	29	469	36-104	221
4 Chris McNealy	1983	28	368	2-5	217
5 Stu Inman	1949	35	—		213
6 Sid Williams	1981	30	334		198
7 Johnnie Skinner	1971	25	514		197
8 Ricky Berry	1987	28	412	32-78	190
9 Steve Schlink	1967	24	417		181
10 Wally Rank	1980	29	361		179
Ricky Berry	1986	28	369	24-40	179

FIELD GOALS ATTEMPTED

Name	Season	Games	Made	3FG-FGA	Att.
1 Ricky Berry	1988	29	250	57-128	520
2 Johnnie Skinner	1971	25	197		514
3 Marquin Chandler	2005	29	221	36-104	469
4 Dean Giles	1951	30	159		468
5 Olivier Saint-Jean	1997	26	225	26-71	457
6 Stu Inman	1950	28	158		454
7 Steve Schlink	1967	24	181		417
8 Ricky Berry	1987	27	190	32-78	412
9 George Clark	1952	23	122		400
10 Bud Hjelm	1954	27	126		396

FIELD GOAL PERCENTAGE (minimum four made per game played)

Name	Season	Games	FG-FGA	3FG-FGA	Pct.
1 Mickey Jackson	1980	29	131-205		.639
2 Sid Williams	1981	30	193-334		.593
3 Chris McNealy	1983	28	217-368	2-5	.589
4 Sam Allen	1996	30	163-282	6-15	.578
5 Dick Groves	1968	20	81-142		.570
6 Earl Hogue	1975	28	118-205		.565
7 Pat Hamm	1970	24	98-174		.563
8 Stony Evans	1984	28	109-196		.556
9 Ron Fair	1976	27	168-304		.553
10 Chris McNealy	1982	23	138-250		.552

3-POINT FIELD GOALS MADE

Name	Season	Games	Attempts	Made
1 Billy Landram	2000	30	197	74
2 Brett Lilly	2004	29	159	65
3 Michael Quinney	1998	26	174	63
4 Steve Haney	1988	29	135	60
Michael Quinney	1989	28	162	60
6 Moises Alvarez	2002	32	175	58
7 Ricky Berry	1988	29	128	57
8 Phil Calvert	2002	32	138	56
9 Alex Elam	2005	29	122	49
10 Brad Quinet	1995	27	149	47
Alex Elam	2006	30	135	47

3-POINT FIELD GOALS ATTEMPTED

Name	Season	Games	Made	Attempts
1 Billy Landram	2000	30	74	197
2 Moises Alvarez	2002	32	58	175
3 Michael Quinney	1998	26	63	174
4 Michael Quinney	1989	28	60	162
5 Brett Lilly	2004	29	65	159
6 Brad Quinet	1995	27	47	149
7 Tito Addison	1996	30	45	143
8 Phil Calvert	2002	32	56	138
9 Steve Haney	1988	29	60	135
Alex Elam	2006	30	47	135

3-POINT FIELD GOAL PERCENTAGE (minimum one made per game played)

Name	Season	Games	3FG	3FGA	Pct.
1 Ricky Berry	1988	29	57	128	.445
2 Steve Haney	1988	29	60	135	.444
3 Moises Alvarez	2003	19	23	52	.442
4 Steve Haney	1989	16	43	98	.439
5 Terry Cannon	1991	27	36	83	.434
6 Andre Brooks	1990	24	33	77	.429
7 Mike Wasserburger	1991	22	35	82	.427
8 Mike Garrett	2001	25	44	107	.411
9 Ricky Berry	1987	27	32	78	.410
10 Brett Lilly	2004	29	65	159	.409

FREE THROWS MADE

Name	Season	Games	Attempts	Made
1 Carroll Williams	1954	27	225	184
2 Carroll Williams	1955	25	214	181
3 Ricky Berry	1988	29	178	145
4 Olivier Saint-Jean	1997	26	196	143
5 Brandon Hawkins	2002	23	180	142
6 Ricky Berry	1986	27	164	137
7 Ricky Berry	1987	28	165	134
8 George Puou	1987	30	162	128
9 Olivier Saint-Jean	1996	25	158	117
Wally Rank	1980	29	169	117

Season Leaders



FREE THROWS ATTEMPTED

Name	Season	Games	Made	Attempts
1 Carroll Williams	1954	27	184	225
2 Carroll Williams	1955	25	181	214
3 Olivier Saint Jean	1997	26	143	196
4 Brandon Hawkins	2002	23	142	180
5 Ricky Berry	1988	29	145	178
6 Fred Niemann	1953	26	113	170
7 Wally Rank	1979	29	117	169
8 Ricky Berry	1987	27	134	165
Eddie Diaz	1958	26	114	165
10 Ricky Berry	1986	27	137	164

FREE THROW PERCENTAGE (minimum two made per game played)

Name	Season	Games	FT	FTA	Pct.
1 Doug Murrey	1980	28	66	78	.8461
Mike Garrett	2001	25	55	65	.8461
3 Carroll Williams	1955	25	181	214	.8457
4 Ricky Berry	1986	28	137	164	.835
5 Johnnie Skinner	1973	25	68	82	.829
6 Terry Cannon	1992	17	51	62	.823
7 Carroll Williams	1954	27	184	225	.818
8 Doug Murrey	1981	30	94	115	.817
9 Tracy Haynes	1977	29	58	71	.817
10 Ricky Berry	1988	29	145	178	.815

REBOUNDS

Name	Season	Games	Amount
1 George Clark	1952	23	376
2 Marv Branstrom	1957	25	370
3 Darnell Hillman	1969	23	327
4 George Clark	1951	30	289
5 Fred Niemann	1953	26	286
6 Marv Branstrom	1958	25	271
7 Coby Dietrick	1970	23	265
Coby Dietrick	1968	25	265
9 Chris McNealy	1983	28	263
10 Darnell Williams	2000	30	259
Duane Baptiste	1952	25	259

ASSISTS

Name	Season	Games	Amount
1 Ken Mickey	1977	29	203
2 Mike Mendez	1979	27	162
3 Michael Dixon	1984	28	155
4 Ken Mickey	1976	27	145
5 Mike Mendez	1981	30	143
6 Michael Dixon	1983	29	138
7 Ken Mickey	1974	26	128
8 Michael Dixon	1985	28	120
Grover Brown	1979	26	120
10 Marmet Williams	1998	26	118

BLOCKED SHOTS (Since 1979)

Name	Season	Games	Amount
1 Gerald Thomas	1988	29	62
2 Menelik Barbary	2007	30	49
3 Darnell Williams	2000	30	43
4 Menelik Barbary	2006	31	38
5 Chris McNealy	1983	28	34
6 Darnell Williams	2001	28	32
7 Marion Thurmond	2002	32	31
8 Michael St. Julien	1991	24	28
Sam Allen	1996	30	28
10 Kevin Logan	1990	28	26

STEALS (Since 1979)

Name	Season	Games	Amount
1 Mike Mendez	1981	30	47
2 Tito Addison	1996	30	46
3 Antonio Lawrence	2003	23	45
4 Chris McNealy	1981	30	44
5 Chris McNealy	1983	28	43
Wally Rank	1980	29	43
7 Ward Farris	1986	27	42
Reggie Owens	1986	27	42
Roy Hammonds	1996	30	42
10 R.J. Powell	2000	29	41



George Clark




Billy Landram



Mickey Jackson



Mike Mendez



Doug Murrey



Annual Scoring, Rebounding, Assists

SCORING			
Year	Player	Total	Avg.
2007	Carlton Spencer	286	14.3
	Menelik Barbary	367	12.2
2006	Demetrius Brown	362	13.9
	Alex Elam	383	12.8
2005	Marquin Chandler	569	19.6
2004	Eric Walton	331	11.8
2003	Brandon Hawkins	352	13.0
2002	Brandon Hawkins	368	16.0
2001	Cory Powell	380	13.6
2000	Cory Powell	217	12.8
	Billy Landram	382	12.7
1999	Terrance Richmond	342	12.2
1998	Michael Quinney	410	15.8
1997	Olivier Saint-Jean	619	23.8
1996	Olivier Saint-Jean	431	17.2
1995	Brad Quinet	350	13.0
1994	Terry Cannon	403	14.9
1993	Daryl Scott	365	14.6
1992	Terry Cannon	221	13.0
	Jason Allen	249	9.6
1991	Terry Cannon	339	12.6
1990	Kenne Young	370	14.2
1989	Steve Haney	269	16.8
1988	Ricky Berry	702	24.2
1987	Ricky Berry	546	20.2
1986	Ricky Berry	521	18.6
1985	Matt Fleming	349	13.4
	Ward Farris	370	12.8
1984	Stony Evans	276	9.9
1983	Chris McNealy	541	19.3
1982	Chris McNealy	347	15.1
1981	Sid Williams	454	15.1
1980	Wally Rank	475	16.3
1979	Wally Rank	377	15.1
1978	Wally Rank	353	14.7
1977	Ken Mickey	430	14.8
1976	Ron Fair	412	15.3
1975	Pete Miller	405	14.0
1974	Ken Mickey	348	13.3
1973	Johnnie Skinner	414	16.6
1972	Don Strong	348	13.4
1971	Johnnie Skinner	466	18.6
1970	Coby Dietrick	442	19.2
1969	Darnell Hillman	353	15.3
1968	Coby Dietrick	368	15.3
1967	Steve Schlink	429	17.8
1966	S.T. Saffold	418	17.4
1965	S.T. Saffold	378	15.6
1964	S.T. Saffold	254	10.6
1963	Dennis Bates	296	12.3
1962	Dennis Bates	235	9.8
1961	Joe Braun	265	10.6
1960	Dennis Marc	266	10.6
	Vic Corl	264	11.5
1959	Ned Fitzgerald	297	12.3

1958	Eddie Diaz	354	13.6
1957	Eddie Diaz	392	15.7
1956	Tom Crane	290	11.6
1955	Carroll Williams	395	15.8
1954	Carroll Williams	460	17.0
1953	Lee Jensen	314	12.6
1952	George Clark	313	13.6
1951	Dean Giles	387	12.9
1950	Stu Inman	416	14.9

REBOUNDING			
Year	Player	Total	Avg.
2007	Menelik Barbary	194	6.5
2006	Demetrius Brown	151	5.8
2005	Marquin Chandler	248	8.6
2004	Eric Walton	182	6.5
2003	Antonio Lawrence	143	6.2
2002	Marion Thurmond	238	7.4
2001	Darnell Williams	204	7.3
2000	Darnell Williams	259	8.6
1999	Will Trawick	229	8.2
1998	Marmet Williams	179	6.9
1997	Olivier Saint-Jean	229	8.8
1996	Roy Hammonds	188	6.3
	Olivier Saint-Jean	157	6.3
1995	Darren Greene	137	5.1
1994	Mike Brotherton	141	5.2
1993	Daryl Scott	160	6.4
1992	Kevin Logan	157	6.0
1991	Michael St. Julien	166	6.9
1990	Kenne Young	188	7.4
1989	Tony Farmer	81	5.1
1988	Dietrich Waters	243	8.4
1987	Reggie Owens	223	7.4
1986	Reggie Owens	234	8.7
1985	Reggie Owens	235	8.1
1984	Stony Evans	176	6.3
1983	Chris McNealy	263	9.4
1982	Chris McNealy	222	9.6
1981	Sid Williams	216	7.2
1980	Wally Rank	203	7.0
1979	Mickey Jackson	224	8.3
1978	Wally Rank	177	7.4
1977	Stan Hill	151	6.3
1976	Ron Fair	205	7.6
1975	Earl Hogue	212	7.6
1974	Ron Fair	162	6.2
1973	Dave Dockery	159	6.4
1972	Dave Dockery	204	8.2
1971	Pat Hamm	225	9.0
1970	Coby Dietrick	265	11.5
1969	Darnell Hillman	327	14.2
1968	Coby Dietrick	265	10.6
1967	Steve Schlink	199	8.3
1966	S.T. Saffold	253	10.6
1965	S.T. Saffold	226	9.4
1964	S.T. Saffold	226	9.4

1963	Dennis Bates	152	6.3
1962	Dennis Bates	235	9.8
1961	Joe Braun	176	10.6
1960	Dennis Marc	190	7.6
1959	Arney Lundquist	222	9.2
1958	Marv Branstrom	271	10.8
1957	Marv Branstrom	370	14.8
1956	Marv Branstrom	223	9.0
1955	Bud Hjelm	218	8.7
1954	Don Fausset	237	8.8
1953	Fred Niemann	286	11.0
1952	George Clark	376	16.3
1951	George Clark	289	9.6

ASSISTS			
Year	Player	Total	Avg.
2007	Jamon Hill	79	2.6
	Carlton Spencer	69	3.4
2006	Carlton Spencer	93	3.0
2005	Alex Elam	90	3.1
2004	Bim Okunrinboye	82	2.8
2003	Brandon Hawkins	76	2.7
2002	Brandon Hawkins	99	4.3
2001	Darnell Williams	64	2.3
2000	R.J. Powell	110	3.8
1999	Michael Quinney	108	3.9
1998	Marmet Williams	118	4.5
1997	Tito Addison	84	3.1
1996	Tito Addison	117	3.9
1995	Marmet Williams	70	2.6
1994	Lossie Mitchel	65	2.4
1993	Javier Zavala	72	3.0
1992	Trevor Pope	49	2.0
	Terry Cannon	45	2.6
1991	Charles Terrell	101	3.9
1990	Terry Cannon	73	2.8
1989	Rodney Scott	74	4.6
1988	Ricky Berry	113	3.9
1987	Reggie Owens	73	2.4
	Ricky Berry	68	2.5
1986	Ward Farris	89	3.3
1985	Michael Dixon	120	4.3
1984	Michael Dixon	155	5.5
1983	Michael Dixon	138	4.8
1982	Mike Moore	77	2.9
1981	Mike Mendez	143	4.8
1980	Mike Mendez	117	4.0
1979	Mike Mendez	162	6.0
1978	Frank Johnson	92	3.7
	Phil Davis	91	3.8
1977	Ken Mickey	203	7.0
1976	Ken Mickey	145	5.4
1975	Pete Miller	113	3.9
1974	Ken Mickey	128	4.9
1973	Eric Saulny	88	3.5
1972	Don Strong	68	2.7

Single-Game Bests



Scoring

Name	Opponent	Date	Points
1 Wally Rank	Sacramento State	Jan. 3, 1980	40
2 Olivier Saint-Jean	Air Force	Feb. 13, 1997	37
Stan Hill	Sacramento State	Jan. 5, 1978	37
4 Ricky Berry	Pacific	Mar. 9, 1988	36
Coby Dietrick	San Diego State	Feb. 14, 1970	36
6 Olivier Saint-Jean	Wyoming	Feb. 22, 1997	35
Johnnie Skinner	Cal State-Los Angeles	Mar. 3, 1973	35
8 Brandon Hawkins	Nevada	Dec. 27, 2001	34
Brad Quinet	Cal State Fullerton	Feb. 18, 1995	34
Ricky Berry	New Mexico State	Feb. 27, 1986	34
Chris McNealy	Loyola Marymount	Dec. 22, 1982	34
12 Marquin Chandler	Rice	Jan. 29, 2005	33
Billy Landram	South Florida	Dec. 22, 1999	33
Olivier Saint-Jean	Colorado State	Jan. 25, 1997	33
Johnnie Skinner	Purdue	Dec. 21, 1971	33
16 Marquin Chandler	Hawai'i	Feb. 5, 2005	32
Olivier Saint-Jean	San Diego State	Feb. 1, 1997	32
Ricky Berry	Utah State	Feb. 28, 1988	32
Ricky Berry	Missouri	Dec. 28, 1988	32
Ricky Berry	UNLV	Jan. 4, 1986	32
Sid Williams	Long Beach State	Feb. 12, 1981	32
Wally Rank	California	Dec. 22, 1977	32
Stu Inman	Cal Poly-San Luis Obispo	Feb. 18, 1949	32
Don McCaslin	San Francisco State	1945	32



Wally Rank

Rebounding

Name	Opponent	Date	Rebounds
1 Marv Branstrom	Arizona State	Dec. 4, 1956	28
2 George Clark	Oregon	Jan. 3, 1952	27
3 Darnell Hillman	Nevada-Reno	Dec. 9, 1969	23
4 Chris McNealy	Utah	Dec. 7, 1982	22
Coby Dietrick	Pepperdine	Mar. 2, 1968	22
Marv Branstrom	Arizona State	Dec. 28, 1957	22
7 Coby Dietrick	Idaho State	Dec. 27, 1969	21
Darnell Hillman	Connecticut	Dec. 28, 1968	21
Fred Niemann	St. Mary's (Calif.)	Jan. 20, 1953	21
10 Pat Hamm	Fresno State	Feb. 20, 1970	20



Marv Branstrom

Assists

Name	Opponent	Date	Assists
1 Ken Mickey	Illinois State	Jan. 12, 1977	17
2 Ricky Berry	Idaho	Dec. 28, 1985	13
3 Tito Addison	Nevada	Feb. 10, 1996	12
Mike Mendez	UC Santa Barbara	Feb. 19, 1981	12
Mike Mendez	UC Santa Barbara	Jan. 18, 1979	12
Ken Mickey	Cal State Fullerton	Feb. 26, 1977	12
Ken Mickey	Long Beach State	Feb. 5, 1977	12
Ken Mickey	Pacific	Feb. 28, 1976	12
9 Marmet Williams	San Diego State	Jan. 29, 1998	11
Michael Dixon	Long Beach State	Jan. 23, 1984	11
Michael Dixon	UC Santa Barbara	Jan. 22, 1983	11
Mike Mendez	Stanford	Nov. 27, 1978	11
Ken Mickey	Long Beach State	Mar. 6, 1977	11
Ken Mickey	Illinois	Dec. 8, 1976	11



Ken Mickey

Letterwinners

-A-

Abbott, Bill, F - (1952, 53)
 Adamson, Jan, C/F - (1971, 72, 73)
 Adcock, Clifton - (1929)
 Addison, Tito, G - (1995, 96, 97)
 Albaugh, Glen, F - (52)
 Allen, Art, C - (48)
 Allen, Jason, F - (1991, 92, 93, 94)
 Allen, John, G - (1939, 40, 41)
 Allen, Sam, F - (1996)
 Alvarez, Moises, G - (2002, 03)
 Anderson, Ed, G - (1949)
 Anderson, Webb, F - (1943)
 Anderson, William - (1939)
 Andrade, Rudy, F - (1940)
 Andreas, Al, G - (1959, 1961)
 Arnerich, Frank, G - (1939)
 Arnerich, Lawrence - (1934, 35, 36)
 Arrendondo, Angelo - (1945)
 Ashmore, Bill, C/F - (1977)
 Avina, Jack, G - (1951, 52)

-B-

Bachman, Milton - (1940)
 Bacon, Jahi, G - (1995, 96)
 Badger, Milo - (1945)
 Baker, Kweli, F - (1995)
 Baptiste, Duane, F - (1951, 52)
 Barbary, Menelik, C - (2006, 07)
 Barnes, Vance, G - (1960, 61, 62)
 Barrett, Pat, G - (1975)
 Bates, Dennis, F - (1961, 62, 63)
 Batiste, Troy, G - (1990)
 Beachman, Milt - (1940)
 Belden, John, F - (1950)
 Bendeich, Charles, C - (1939)
 Berry, Bob, G - (1939)
 Berry, Ricky, G/F - (1986, 87, 88)
 Berta, Steve, F - (1969)
 Beutler, Bruce, C - (1965)
 Biddle, David - (1934, 1935)
 Biglen, Jack, G - (1953)
 Black, Dennis, G - (1975)
 Black, Gary, F/G - (2002)
 Bloom, Eric, G - (2005)
 Blunt, Kevin, C - (2000)
 Boe, Brent, F - (1998)
 Boggs, Guin, G - (1963, 66)
 Bondanza, Bob, G - (1954, 55)
 Borg, Paul - (1942)
 Borhesani, Bob, C - (1955, 56)
 Bostock, Norm, G - (1960, 61)
 Bowland, Kevin, G - (1982, 83)

Bowman, Cecil - (1936)
 Boyle, John, F - (1939)
 Boysen, Don, F - (1941, 42)
 Brady, Dick, F - (1952, 53, 54)
 Brady, Pete, F - (1956)
 Branstrom, Marv, C - (1956, 57, 58)
 Braun, Joe, C - (1961, 62)
 Brennan, Jim, G - (1966)
 Breuer, Cas - (1943)
 Brooks, Andre, G - (1990, 91)
 Brotherton, Mike, F/C - (1991, 93, 94, 95)
 Brown, Demetrius, F - (2004, 06)
 Brown, Grover, G - (1979)
 Brown, Jonathan, G - (1982)
 Brunber, Bill, G - (1954)
 Buggs, Kevin, G - (2007)
 Burgos, Buster, G - (1954)
 Burriesci, Sal, G - (1953)
 Byrd, David, G - (1980, 81)

-C-

Caccitti, Remo - (1934, 1935)
 Calvert, Phil, G - (2002, 04)
 Campbell-Hall, LaRon, G - (1996)
 Cancellia, Pete, G - (1939)
 Cannon, Terry, G - (1990, 91, 92, 94)
 Carlisle, Phil, F/C - (1974)
 Carmichael, John, C - (1965)
 Carpenter, Arthur - (1937, 38)
 Carpenter, Craig, G - (1962, 63)
 Carpenter, Rick, G - (1966, 67)
 Carroll, Frank - (1937, 38)
 Carruth, Hal, F - (1939, 40, 41)
 Carter, Stu, F - (1940, 41, 42)
 Cartwright, Ernie - (1945)
 Cassell, Bruce, G - (1961)
 Chandler, Marquin, F - (2004, 05)
 Chapman, Bob, F - (1959, 60)
 Chrisco, Bob, F - (1955, 56)
 Christiansen, Bob, G - (1967)
 Citta, Gene, G - (1962, 63)
 Clark, Craig, C - (1997)
 Clark, Elwood - (1942, 43)
 Clark, George, C - (1950, 51, 52)
 Clayton, Tom, F - (1973)
 Clayton, Thomas, G - (1992)
 Clegg, Bill, F - (1965, 66, 67)
 Coleman, Carl - (1930)
 Collins, Ben, G - (2000)
 Columbo, Angelo - (1942, 43)
 Concannon, Bart - (1933, 34, 35)
 Copeland, Gavin, G/F - (1993)
 Corl, Vic, G - (1960, 1961)

Countryman, Norman - (1931, 32, 33)
 Cozad, Jared, G - (2006)
 Craig, Elmer, G - (1951, 1952)
 Crampton, Chuck, F - (1949, 50, 51)
 Crane, Tom, G - (1954, 55, 56)
 Crawford, William - (1935, 36, 37)
 Crowe, Robert, F - (1949, 50, 51)
 Crowley, Bill, F - (1941)
 Crump, Philip, G - (1991)
 Cruze, Jim, F - (47, 48, 49)

-D-

Dahl, Rolf, F - (1962)
 Dalbey, Art, C - (1960)
 Daniels, Dwain, G - (1987, 88, 89, 90)
 Darnell, Rick, C - (1975)
 Davis, Phil, G - (1977, 78)
 Davis, Ryan, G - (2002)
 De La Nuez, Alfonso, G - (1992)
 Deming, Lee, F - (1951, 52)
 Denevi, Pete, G - (1948)
 Denzer, Clarence, C - (1966)
 Denzer, Dee, C - (1967)
 DeSelle, Melvin - (1934, 35, 36, 37)
 DeShong, Lee, F - (1968, 69)
 Desiano, Tom, G - (1989, 90)
 Diaz, Eddie, G - (1956, 57, 58)
 Diedricksen, Roy, F - (1941, 42, 43)
 Dietrick, Coby, F - (1968, 69, 70)
 Dixon, Michael, G - (1982, 83, 84, 85)
 Dockery, Dave, F - (1970, 72, 73)
 Dolin, Darrell, F - (1963)
 Donnelly, Bill, G - (1941)
 Downs, David - (1933, 34, 35, 36)
 Drexel, Karl - (1935, 36)
 Dunasky, Al, F - (1953)
 Dunlap, Robert, C - (1990, 91, 92)
 Duran, Robin, G - (1966, 67, 68)

-E-

Eames, Steve, F - (1968)
 Edwards, Don, F - (1952, 53)
 Edwards, Harry, C - (1962, 63, 64)
 Egans, David, G - (2000)
 Egeland, Gil, F - (1956, 57, 58)
 Elam, Alex, G/F - (2005, 06)

Embree, Jim, C - (1958, 59, 60)
 Enzensperger, Bob, C - (1947, 48, 49, 51)
 Ercog, John, F - (1955, 56)
 Erickson, Keith, F - (1966)
 Eubanks, Gary, G - (1976)
 Evans, Oliver - (1930)
 Evans, Bobby, G - (1983, 84, 85, 87)
 Evans, Stony, F - (1984, 85)
 Everage, Keith, F - (2003)

-F-

Fair, Mike, C - (1974)
 Fair, Ron, C/F - (1974, 75, 76)
 Farmer, Tony, F - (1988)
 Farris, Ward, G - (1982, 84, 85, 86)
 Faussel, Don, C - (1954)
 Ferrante, Roberto, F - (1979)
 Figone, Ernie, F - (1940)
 Filice, Pete, F - (1941, 43)
 Fitzgerald, Ned, F - (1958, 59)
 Flake, Jim, G - (1941)
 Flattley, Merle, F - (1954)
 Fleming, Kevin, F - (2006)
 Fleming, Matt, F - (1984, 85)
 Ford, George, C/G - (1940)
 Fowler, Donald - (1930, 31)
 Francis, Jim - (1933)
 Frenchwood, Joe, G - (1992)
 Friar, Steve, F - (1976)
 Fulton, Ralph - (1936)

-G-

Gainza, Dave, G - (1971, 72)
 Gamboa, Willie - (1942, 43)
 Gamulin, Jack, F/G - (1973, 74)
 Garcia, Elbert - (1937, 38)
 Gardiner, Andrew, F - (1991, 92, 93, 94)
 Gardner, Tyree, G - (2005, 06)
 Garrett, Mike, G - (2000, 01)
 George, Cecil - (1931, 32, 33)
 Gibson, Frank - (1933, 34)
 Giles, Dean, F - (1949, 50, 51)
 Gleason, Jack, G - (1965, 66)
 Goins, Darion, G - (2007)
 Gooch, Rocky - (1970)
 Goodell, Earl - (1929, 31, 32)
 Goodere, Jeff - (1964)
 Goodwin, Ray, F - (1955, 56)
 Graham, Arthur, C/F - (1980)
 Granucci, David, C - (2001, 02)
 Graves, Al - (1970)
 Gray, Bill, F - (1974)
 Green, Harvey, F - (1955)

Letterwinners



Greene, Darren, F - (1993, 94, 95, 96)

Gresham, Gary, C - (1962, 64, 65)

Griffin, Eric, F - (1999, 00)

Griffith, Glen, C - (1954)

Griggs, Bob - (1964)

Groskopf, Irving, C - (1940)

Groves, Dick, F - (1968, 69)

Guenther, Chris, G - (1969, 70)

Gugat, Rich - (1964)

Guilbeaux, Kareem, G - (2003, 04, 05)

Gwartney, John, G - (1962)

-H-

Hagen, Bob, F - (1947, 48, 49)

Hague, George - (1933)

Hale, Bobby, G - (1968)

Hamilton, Guy, G - (1973)

Hamm, Pat, F - (1969, 70, 71)

Hammonds, Roy, F - (1994, 95)

Haney, George - (1937, 38)

Haney, Steve, G - (1988)

Hansen, Tommy, F - (1957)

Hardy, Charles, G - (1955)

Harris, Denny, F - (1954, 57, 58)

Hawkins, Brandon, G - (2002, 03)

Haynes, Tracy, G/F - (1976, 77, 78)

Helbush, Bill, G - (1941, 42)

Henry, C. - (1959)

Hicks, Gary, F/C - (1974)

Higgins, Bill, C - (1965)

Hill, Jamon, G - (2007)

Hill, Ray, G - (1974)

Hill, Stan, C - (1977, 78)

Hillman, Darnell, C - (1969)

Hite, Rick, G - (1997)

Hjelm, Bud, C - (1953, 54, 55)

Hodgson, Hamilton, F - (1938, 39)

Hodgson, Newt, F/C - (1953)

Hogue, Earl, F/G - (1974, 75, 76)

Hokyo, Dave, G - (1973)

Holloway, Lance, F - (2006, 07)

Holmberg, Malcolm - (1934, 36)

Holman, Tim, G - (1967, 68, 69)

Holmes, Ted, G - (1947)

Holt, Bryan, G - (1985)

Hood, Al, F - (1954, 55)

Hooton, George - (1945)

Hope, Bill, C - (1940)

Howard, C.J., G - (1969, 70, 72)

Hubbard, Bill - (1929)

Hubbard, Wesley - (1934)

Hughes, Chuck, C - (1947, 48)

Hunter, Ivory Joe, G - (1992)

-I-

Inman, Stu, G/F - (1947, 48, 49, 50)

Isenberger, Melvin - (1934, 35, 36)

-J-

Jackson, Lloyd - (1933)

Jackson, Mickey, F - (1979, 80)

Jancsi, Al, G - (1963, 64)

Jang, Brian, G - (1993)

Jenkins, James, F - (2002)

Jensen, Lee, G - (1951, 52, 53)

Johnson, Frank, G - (1977, 78)

Johnson, Johnny, F - (1989)

Johnson, Ontario, G - (1985, 86)

Johnson, Ralph - (1937, 38)

Johnson, Richard - (1935, 36)

Johnson, Thayer, F - (1952)

Jones, Darryl, G/F - (1982)

Jung, Eugene - (1930, 31)

-K-

Kalas, Oldrich - (1930, 31, 32)

Kane, John, F - (1948)

Kearns, Lloyd, G - (1962, 63)

Keating, John, G - (1965, 66, 67)

Keeley, Warner, C/G - (1939, 40)

Keene, George, F - (1948)

Kennett, Brad, F - (1998, 99)

Kerchen, Donovan - (1931)

King, George, F - (1954, 55, 56)

Kinzie, Bill - (1964)

Kmetovic, Fred, C - (1941)

Konrad, Pete, F - (1965)

Kotta, Gus, F - (1939, 40)

-L-

Labetich, Ron, G - (1963, 64, 65)

Landram, Billy, F - (2000, 01)

Lamson, Bill, F - (1954, 55)

Larson, Bob, C - (1958)

Lathos, Tom, F - (1941)

Lawrence, Antonio, F - (2003)

Laws, Aubrey - (1929)

Lazer, Charles - (1945)

Laznibat, John - (1930, 31, 32)

Lefever, Bud, F - (1968)

Leibrandt, Henry - (1932, 33, 34)

Lenzen, Brian, G - (1977)

Leslie, Wallace - (1931)

Lewis, Bill, G - (1939)

Lilly, Brett, F - (2003, 04)

Lindsey, Fred, G - (1941)

Lindstedt, Daniel - (1930)

Linsten, Bob, F - (1963)

Lister, Bob, C - (1961)

Locatelli, Andy, G - (1955)

Logan, Kevin, F - (1990, 91, 92, 93)

Lovell, Glen, F - (1952)

Lowden, Tom, F - (1957)

Lowe, Ron, G - (1978)

Lowery, Thomas, F - (1997)

Lundquist, Arney, C - (1957, 58, 59)

Lundquist, Justin - (1940)

Luque, James - (1936, 37, 38)

-Mc-

McCaslin, Don, F - (1945, 49, 50)

McConnell, Don, F - (1966, 67, 68)

McConnell, Porter - (1943)

McCullough, Shane, G - (1990)

McCullough, Shawn, G - (1998, 99)

McFadden, Michael, G - (2004, 2005)

McFarland, Bill - (1945)

McGrath, Joe, G - (1959, 60)

McKean, Steve, G - (1968, 69, 70)

McKnight, Brad, F - (1995)

McKoy, Geary, G - (1977, 78)

McNealy, Chris, F - (1981, 82, 83)

McPeak, Rod, F - (1954)

McPherson, Craig, F - (1989)

McPherson, Walt, F - (1936, 37, 38)

McTighe, Tom, F - (1981)

-M-

Maestri, Frank, G - (1940)

Magetti, Ed, F - (1947)

Main, Richard - (1937)

Maloney, Thomas - (1929, 30)

Malkin, Dave, G - (1968, 69)

Mann, Dennis - (1937)

Manumaleuna, Frank, F - (1979)

Marc, Dennis, C - (1960)

Marcipan, Jack - (1945)

Marks, Ernest, G - (1948)

Marshall, Greg, F - (1989)

Marshall, Tom - (1933)

Martin, Frank, G - (1982, 83)

Martinet, Pierre - (1943)

Martinez, Tony - (1936, 37, 38)

Mathiesen, Martin - (1931, 32, 33)

Matthews, Larry, G - (1953)

Melhoff, Wilmer - (1945)

Mendez, Mike, G - (1978, 79, 80, 81)

Mercer, John, F - (1962)

Mertens, Maik, C - (1998, 99)

Meyer, Jim, C - (1967, 68)

Mickey, Ken, G - (1974, 76, 77)

Miller, Pete, G - (1974, 75)

Miller, Ross, F - (1994, 95)

Misko, Matt, C - (2005, 06)

Mitchel, Lossie, G - (1993, 94)

Mitchell, Fred, G - (1960)

Moore, Jim, F - (1940, 45)

Moore, Maurice, G - (2003, 04)

Moore, Michael, G - (1981, 82)

Morati, Dino - (1938)

Morgan, Junior, C - (1947, 48, 49, 50)

Morgan, Kerlin, F - (1947, 48)

Mortara, Steve, G - (1969, 70)

Morton, Nat, F - (1940)

Murray, Shaun, F/C - (1998, 99)

Murrey, Doug, G/F - (1978, 79, 80, 81)

-N-

Newell, Pete, F - (1964, 65, 66)

Newlove, Al, G - (1940)

Niemann, Fred, C - (1953, 56)

Norwood, Keith, F - (1983, 84)

Nose, Hank, G - (1956)

Nye, Bob, G - (1962)

Nyquist, Buzz, F - (1969, 70)

-O-

O'Brien, Mike, G - (1959)

O'Brien, Ron, G - (1952)

Okunrinboye, Bim G - (2001, 02, 03, 04)

Olson, Charles - (1936)

Olson, Marvin - (1936)

Olson, Milford - (1932)

O'Mohundro, Don, F - (1961)

Orndorff, Don, F/C - (1972, 73, 75)

Owens, Reggie, F - (1985, 86, 87)

-P-

Palmer, Russ, F - (1973, 74, 75)

Parrott, Don, F - (1956)

Pasquinnelli, Art, G - (1957, 58)

Paul, Dave, F - (1971)

Paullus, Earl, G - (1941)

Perez, Carlos, C/F - (1963)

Perry, Anthony, G - (1986, 87, 88)

Letterwinners

Perry, John, G - (1957)
 Peterson, Greg - (1964)
 Phifer, Paul, F - (1982, 83)
 Pierce, Tim, F - (2007)
 Pifferini, Bob, G - (1947)
 Piller, Roger, F - (1960)
 Pope, Trevor, G - (1962)
 Ponti, Norm, C - (1954, 55)
 Powell, Art, F - (1957)
 Powell, Cory, F - (2000, 01)
 Powell, R.J., G - (1999, 2000)
 Prescott, Stedman, F - (1950, 51)

Preston, Junior, G - (1999)
 Pritchett, Sly, G - (1978)
 Pruitt, Isaja, F - (1973)
 Puou, George, F - (1984, 85, 86, 87)
 Puzar, Mike, C - (1989)
 Pyle, Milt, G - (1939)

-Q-

Quinet, Brad, G - (1995, 97)
 Quinn, Rick, F/G - (1976, 77)
 Quinney, Michael, G - (1998, 99)

-R-

Radunich, William, F - (1938)
 Rank, Wally, F - (1977, 78, 79, 80)
 Rano, Denny, G - (1957, 58)
 Rapp, Howard, G - (1953, 54)
 Rea, Paul - (1932)
 Reason, Jimmy, F/C - (1982)
 Reed, Sam - (1929)
 Reeser, Larry, G - (1959)
 Reich, Terry, G - (1967)
 Rhode, Jim, C - (1955)
 Richardson, Julian, G - (2006, 07)

Richmond, Terrance, G - (1999)
 Riordan, Jack - (1937, 38)
 Robertson, Bill, F - (1961, 62, 63)

Robinson, Bert - (1943)
 Robinson, Ivan, C - (1947)
 Robinson, Tim, G - (1969, 70)
 Robinson, Vic, G - (1941, 42)
 Romero, Ralph, G - (1947, 48, 49, 50)

Romine, Dick, F - (1961)
 Rose, Robert - (1938)
 Rowley, Jack, F - (1956, 57)
 Russo, John, G - (1979, 80)
 Ryan, Gary, G - (1960, 61)
 Rye, Don, G - (1957, 58)

-S-

Saffold, S.T., F - (1964, 65, 66)
 Saint-Jean, Olivier, G/F - (1996, 97)

Sanchez, Manuel - (1938)
 Sanders, Ben, G - (1999, 00)
 Saulny, Eric, G - (1973)
 Saunders, Ed, G - (1980, 81)
 Schilleci, Paul, C - (1979)

Schlink, Steve, F - (1965, 66, 67)
 Schorr, Mort, G - (1950, 51, 52)
 Schwendinger, Dick, G - (1953, 56)

Scott, Bob, C - (1968, 69)
 Scott, Daryl, C - (1990, 92, 93)
 Scott, Rodney, G - (1987, 88)
 Scott, Wesley - (1934)
 Seandel, Aaron, G - (1949)
 Shaw, Tony, G/F - (1979)
 Sheehan, Pete, G - (1967)
 Shepard, Bill - (1945)

Shepherd, Les, G - (1993, 94)
 Sheppard, Robert - (1945)
 Siebert, Menno, C - (1941)
 Simon, Al, G - (1959)
 Simon, Herb, G - (1986)
 Simpson, Mel, F - (1963, 64)
 Sims, Eddie, C/F - (1963)
 Sincok, Steve, F - (1976, 77)
 Skillern, Ray, G - (1961)
 Skinner, Johnnie, G - (1971, 72, 73)

Slattery, Treacy, F - (1939)
 Smersfelt, Hal, F - (1939, 40)
 Smith, Bill - (1943)
 Smith, Dennis, G - (1965)
 Smith, Haven - (1937, 38)
 Smith, Justonn, G - (2006, 07)
 Smith, Kenny, F - (2006)
 Sonnenberg, Scott - G (2001, 03)
 Sonntag, Hal, F - (1942, 43, 47)

Sorensen, Kris, F - (1971)
 South, Bobby, G - (1947, 48)
 Spence, Jim, F - (1968)
 Spencer, Carlton, G - (2006, 07)
 St. Julien, Michael, F - (1991)
 Stack, Brian, F - (1947, 48)
 Staley, Wayne - (1942, 43)
 Steinbach, Bob, F - (1953, 54)
 Stevens, Mike, C - (1975)
 Stevens, Robert - (1931)
 Stevenson, Wes, G - (1947)
 Stokes, Bert - (1941)
 Strong, Don, G - (1972)
 Sturz, Charles, G - (1940, 41, 42)

Sullivan, Dan, F/G - (1979, 80)
 Svoboda, Jan, F - (1987, 88, 89)

Swarbrick, Steve, C - (1976, 77, 79, 80)

-T-

Tanner, Mark, G - (1976)
 Tarrants, Frank, C - (1964, 65, 66)

Taylor, B. - (1943)
 Taylor, G - (1929)
 Taylor, Judson - (1934, 35)
 Taylor, Rich, F/C - (1995, 96, 97)
 Taylor, Robert, F - (1943, 47)
 Terrell, Charles, G - (1990, 91)
 Texdahl, Don, F - (1941)
 Thomas, DeVonte, F - (2006, 07)
 Thomas, Gerald, C - (1984, 86, 87, 88)

Thomas, Ivor - (1938)
 Thomas, Kevin, F - (1981, 82)
 Thomas, Lloyd, G - (1939)
 Thomason, Bob, F - (1949, 50)
 Thurmond, Marion, C - (2001, 02)
 Titchenal, Bob, C - (1939)
 Tornell, Deward, G - (1939, 40, 41)
 Trawick, Will, F/C - (1998, 99)
 Tribble, Ron, G - (1969)
 Tueller, Dallas - (1933)

-U-

Urhhammer, Dick, C - (1939, 40, 41)
 Ulrey, Buzz, G - (1958, 59)
 Uthoff, Ed, C - (1981, 82, 83)

-V-

Vagts, Adam - (1930, 1931)
 Valentine, Andre, G/F - (2001, 02)
 Veasey, Bernie, F - (1968, 69, 70)
 Vinson, Greg, C - (1982, 83)

-W-

Wacholz, Stan, F - (1952, 53, 54)
 Wagner, George, F - (1956, 57, 58)
 Walker, Dan, G - (1970, 71, 72, 73)
 Walton, Eric, F/C - (2003, 04)
 Ward, Ron, F/G - (1977)
 Warner, Dwayne, F - (1982, 83)
 Wasserburger, Mike, G - (1990, 91)
 Washington, Willie, F - (1947)
 Waterman, Jim, F - (1947)

Waters, Dietrich, C - (1986, 87, 88)

Watson, Burt - (1937)
 Watson, Donta, G - (2005)
 Watson, Vic, G - (1983)
 Webb, Mike, F/G - (1970, 72, 73)
 Weck, Daniel - (1945)

Welch, Jack - (1945)
 West, Jim, C - (1949)
 West, Keith, G - (2003)
 Whelihan, Jim, F - (1959, 60)
 White, Cheo, G - (2005)
 Wilborn, Terence, F - (1995)
 Williams, Atiba, G - (1993, 94)
 Williams, Carroll, G - (1953, 54, 55)

Williams, Carter, C - (1959)
 Williams, Darnell, F - (2000, 01)
 Williams, Eric, G - (1984)
 Williams, George, F - (1988)
 Williams, Marmet, G - (1995, 96, 97, 98)
 Williams, Sid, F/C - (1978, 79, 80, 81)
 Wilson, Billy, C/G - (1947, 48, 49, 50)

Wilson, Danny, G - (1957)
 Wilson, Kyle, G - (2004)
 Wilson, Wynn, G - (1975)
 Wing, Eddie - (1934, 35, 36)
 Woffington, John, G - (1941)
 Wolfe, Don - (1943)
 Woodfin, Ray, G - (1968, 69)
 Wooldridge, Kerry, F - (2007)
 Wuesthoff, Bob, G - (1947, 48, 49, 50)
 Wunker, Swift, F - (1948)
 Wyatt, Herm, C - (1953, 57)
 Wyatt, Lance, F/C - (1984, 85, 86)

-Y-

Yonge, Bill, G - (1961, 62, 63)
 Young, Kenne, F/C - (1988, 90)

-Z-

Zavala, Javier, G - (1993, 94)
 Zeigler, Mitchell, F - (1972)
 Zemanek, M. - (1942, 43)
 Zimmerman, Leroy, C - (1938, 39)

Honors



ALL-CONFERENCE

First Team

- 1946-47Chuck Hughes, C
- 1947-48Chuck Hughes, C
-Stu Inman, F
- 1948-49Bob Hagen, F
-Stu Inman, F
- 1949-50Stu Inman, F
-Bob Wuesthoff, G
- 1953-54.....Carroll Williams, G
- 1954-55.....Carroll Williams, G
- 1964-65S.T. Saffold, F
- 1965-66S.T. Saffold, F
- 1968-69Darnell Hillman, F
- 1972-73Johnnie Skinner, G
- 1975-76Ken Mickey, G
- 1976-77Ken Mickey, G
- 1979-80Wally Rank, F
- 1980-81Sid Williams, F/C
- 1981-82Chris McNealy, F
- 1982-83.....Chris McNealy, F
- 1985-86.....Ricky Berry, F/G
- 1986-87.....Ricky Berry, G/F
- 1987-88.....Ricky Berry, G/F
- 1995-96Olivier Saint-Jean, G/F
- 1996-97Olivier Saint-Jean, F

Second Team

- 1947-48Bob Wuesthoff, G
- 1948-49Bob Wuesthoff, G
- 1949-50.....George Clark, C
- 1953-54Bud Hjelm, C
- 1954-55Bud Hjelm, C
- 1955-56Tom Crane, G
- 1956-57Marv Branstrom, C
- 1957-58Gil Egeland, F
- 1962-63Dennis Bates, F
- 1963-64S.T. Saffold, F
- 1966-67Steve Schlink, F
- 1968-69Coby Dietrick, F
- 1969-70Coby Dietrick, F
- 1974-75.....Don Ordorff, F
-Earl Hogue, G/F
- 1975-76Ron Fair, C
-Earl Hogue, G/F
- 1976-77.....Rick Quinn, F
- 1977-78Wally Rank, F
- 1978-79Wally Rank, F
- 1979-80Mike Mendez, G
- 1980-81Mike Mendez, G
-Doug Murrey, F
- 1984-85Reggie Owens, F
- 1993-94Terry Cannon, G
- 1998-99Michael Quinney, G

2004-05Marquin Chandler, F

Honorable Mention

- 1989-90Kenne Young, C
- 1992-93.....Daryl Scott, C
- 1993-94.....Jason Allen, F

All-Freshman Team

- 1981-82Michael Dixon, G
-Paul Phifer, F
- 1983-84.....Stony Evans, F
-Gerald Thomas, C
- 1984-85Reggie Owens, F
- 1989-90Kevin Logan, F
- 1990-91Mike Brotherton, F/C

Freshman-of-the-Year

- 1983-84.....Stony Evans, F
- 1984-85Reggie Owens, F

All-Defensive Team

- 1999-2000.....R.J. Powell, G
- 2003.....Brandon Hawkins, G

All-Newcomer Team

- 2002.....Brandon Hawkins, G
- 2003.....Antonio Lawrence, F

All-Academic Team

- 1999.....Brad Kennett, F
- 2001.....Billy Landram, F
- 2003.....Brett Lilly, F
- 2004.....Brett Lilly, F
- 2006Tyree Gardner, G
-Kenny Smith, F
- 2007Lance Holloway, F

All-Tournament Team

- 1980Mickey Jackson, F
-Mike Mendez, G
-Wally Rank, F
- 1981Sid Williams, F/C
- 1983Chris McNealy, F
- 1985Ward Farris, G
- 1987Ricky Berry, G/F
- 1996Tito Addison, G
-Olivier Saint-Jean, G/F

Tournament "Most Valuable Player"

- 1980Wally Rank, F
- 1981Sid Williams, F/C
- 1996Olivier Saint-Jean, G/F

"Coach-of-the-Year"

- 1980Bill Berry

1994Stan Morrison

ALL-AMERICA

- 1951Stu Inman, F
- 1955Carroll Williams, G
- 1980Wally Rank, F
- 1981Sid Williams, F/C
- 1982Chris McNealy, F
- 1983Chris McNealy, F
- 1986Ricky Berry, F/G
- 1987Ricky Berry, G/F
- 1988Ricky Berry, G/F
- 1997.....Olivier Saint-Jean, F

FRESHMAN ALL-AMERICA

- 1984Stony Evans, F
- 1985.....Reggie Owens, F

ALL-STARS

AIA-Coaches All-America Game

- 1981Sid Williams, F/C

NABC East-West All-Star Game

- 1983Chris McNealy, F
- 1988Ricky Berry, G/F

Aloha Classic (Orlando Classic)

- 1983Chris McNealy, F
- 1988Ricky Berry, G/F

U.S. Sports Festival

- 1985Ricky Berry, F/G
-Reggie Owens, F

Pan American Games

- 1987Ricky Berry, F

Portsmouth (Va.) Invitational

- 2005Marquin Chandler, F




Olivier Saint-Jean had his #3 retired in 2002.

Spartans in the Pros



Coby Dietrick

Memphis (ABA) 1971-72
 Dallas (ABA) 1973
 San Antonio 1974-79
 Chicago 1980-82
 San Antonio 1983



Darnell Hillman

Indiana (ABA) 1972-77
 New Jersey 1978
 Denver 1978
 Kansas City 1979
 Golden State 1980



Wally Rank

San Diego 1981



Chris McNealy

New York 1986-88



Ricky Berry

Sacramento 1989



*Olivier Saint Jean
 (Tariq Abdul-Wahad)*

Sacramento 1998-99
 Orlando 2000
 Denver 2000-02
 Dallas 2002-05



Rick Darnell

Virginia (ABA) 1976



Harold Crisler was the first known San Jose State product to play professional basketball. Crisler was a member of the 1942 freshman football team. After World War II, he played for the Boston Celtics of the BAA (Basketball Association of America) in 1947.



Stu Inman

Director of Player Personnel
 Portland 1970-85
 Milwaukee 1986-87
 Miami 1987-92
 Dallas 1993-94
 Interim Head Coach
 Portland 1972

Draft History

BAA

1946
 Ed Hughes, Washington Capitols

NBA

1950
 Stu Inman, Chicago Stags, 6th round

1951
 Bobby Crowe, Baltimore Bullets,
 9th round

1969
 Dick Groves, San Diego Rockets,
 16th round

1970
 Coby Dietrick, Golden State Warriors,
 10th round

1971
 Darnell Hillman, Golden State
 Warriors, 1st round, 8th overall pick

1980
 Wally Rank, San Diego Clippers,
 5th round

1982
 Sid Williams, Portland Trail Blazers,
 9th round

1982
 Doug Murrey, Golden State Warriors,
 9th round

1983
 Chris McNealy, Kansas City-Omaha
 Kings, 2nd round

1988
 Ricky Berry, Sacramento Kings,
 1st round, 18th overall pick

1997
 Olivier Saint-Jean, Sacramento Kings,
 1st round, 11th overall pick

ABA

1970
 Coby Dietrick, Memphis Pros,
 6th round

1971
 Darnell Hillman, Indiana Pacers,
 2nd round

As a Director of Player Personnel, Stu Inman's teams selected Sidney Wicks, Bill Walton, Lionel Hollins, Mychal Thompson, Jim Paxson, Clyde Drexler, Scott Skiles, Steve Smith and Jason Kidd in the first-round of a NBA draft.

Records vs. Collegiate Opponents



Opponent	W	L	Opponent	W	L	Opponent	W	L	Opponent	W	L
Air Force	3	0	Creighton	0	3	Menlo College	3	0	San Diego	5	6
Alabama	1	0	Denver	0	2	Michigan	0	1	San Diego State	32	32
Alaska Anchorage	1	0	DePaul	0	1	Michigan State	0	2	USF	18	40
Appalachian State 1st meeting			Detroit Mercy	1	1	Middle Tennessee 1st meeting			San Francisco State	30	7
Arizona	4	9	Drake	0	4	Minnesota	0	2	Santa Clara	27	69
Arizona State	6	8	Duke	0	1	Mississippi State	1	1	Seattle	3	1
Arkansas Little Rock	0	1	Duquesne	1	2	Missouri	0	2	Sonoma State	7	0
Army	1	0	Eastern Illinois	0	1	Missouri Western	1	0	South Alabama	0	1
Auburn	0	1	Eastern Montana	1	0	Montana	7	5	South Carolina	0	1
Ball State	2	1	Eastern Washington	2	1	Montana State	3	3	South Dakota	2	0
Baylor	1	0	Evansville	0	1	Mount St. Mary's	1	0	South Dakota St. 1st meeting		
Beloit	0	2	Fairleigh Dickinson	1	0	Nebraska	2	1	South Florida	1	0
Boise State	1	15	Florida	1	0	Nebraska-Omaha	0	1	SE Missouri State	0	1
Bowling Green	1	0	Fordham	0	1	UNLV	4	31	Southern California	1	2
BYU	1	7	Fresno State	69	75	Nevada	29	27	SMU	2	12
BYU-Hawaii	1	1	Georgetown	0	1	New Mexico	0	6	Stanford	12	38
Brown	1	1	Gonzaga	6	2	New Mexico State	10	23	Tennessee	0	2
California	3	18	Hamline	0	1	North Carolina State	0	1	TCU	1	8
UC-Davis	4	1	Harvard	1	2	Notre Dame De Namur	1	0	Texas Tech	0	1
UC Irvine	16	26	Hawai'i	8	20	North Dakota	3	1	UTEP	5	12
UCLA	2	5	Idaho	9	3	North Dakota State	1	0	Tulsa	2	19
UC Riverside	3	0	Idaho State	7	3	North Texas	0	1	U.S. International	1	0
UC Santa Barbara	50	51	Illinois	0	2	Northern Arizona	2	3	Utah	2	13
UC Santa Cruz	2	0	Illinois-Chicago	1	0	Northern Illinois	1	1	Utah State	20	38
Cal Poly	15	2	Illinois State	1	1	Northwestern	0	1	Valparaiso	1	0
Cal Poly-Pomona	1	0	Indiana	0	1	Ohio U.	1	0	Vanguard	0	1
CS Bakersfield	0	1	Indiana State	0	1	Oklahoma	2	0	Virginia	1	0
CS Dominguez Hills	1	0	Iowa	1	0	Oregon	1	10	Wagner	1	0
CS Fullerton	24	26	Iowa State	2	2	Oregon State	0	2	Warner Pacific	1	0
CS Hayward	7	1	Iowa Wesleyan	1	0	Pacific	72	82	Washington U.	0	1
CS Long Beach	18	42	Kent State	0	1	Pepperdine	24	20	U. of Washington	1	2
CS Los Angeles	3	8	Kentucky	0	1	Portland	11	8	Washington State	2	7
CS Monterey Bay	1	0	Lamar	0	2	Portland State	3	1	Weber State	1	1
CS Northridge	3	2	Lawrence Tech	1	0	Presbyterian 1st meeting			West Virginia State	1	0
CS Sacramento	17	2	Lipscomb 1st meeting			Puget Sound	1	0	Wheaton	0	1
Chaminade	1	0	Louisiana Tech	3	10	Redlands	2	0	Wichita State	1	0
Chico State	2	1	Loyola Marymount	24	19	Rice	6	10	Williamette	1	1
Colorado	1	2	Manhattan	0	1	St. Francis (N.Y.)	1	0	Wisconsin	0	1
Colorado State	0	6	Marquette	0	1	St. Francis (Pa.)	1	1	Wyoming	1	4
Columbia	0	1	Marshall	1	0	St. Louis	0	1	2007-08 opponents are in boldfaced type.		
Connecticut	1	0	Memphis	1	0	Saint Mary's (Calif.)	37	37			

HEAD COACHING RECORDS

Name	# of Seasons	Seasons	Wins	Losses	Pct.	Name	# of Seasons	Seasons	Wins	Losses	Pct.
Charles Furley	1	1910	7	3	.700	Stu Inman	6	1961-66	77	68	.531
Others	5	1911-15	20	24	.455	Dan Glines	5	1967-71	43	80	.349
Bill Spaulding	1	1916	4	3	.571	Ivan Guevara	8	1972-79	99	117	.458
Karl Hazeltine	2	1917-18	7	11	.389	Bill Berry	10	1980-89	142	144	.497
Dave Wooster	2	1922-23	17	9	.654	Stan Morrison	9	1990-98	72	172	.295
Hovey McDonald	12	1924-35	142	81	.637	Phil Johnson	4	1999, 2003-05	31	83	.272
Bill Hubbard	6	1936-40, 1945	69	58	.543	Steve Barnes	3	2000-02	39	51	.433
Ed Blesh	1	1943	11	13	.458	George Nessman	2	2006-07	11	50	.180
Walt McPherson	17	1941-42, 1946-60	264	208	.559	TOTALS	94		1,055	1,175	.473



Season Scores (1910-1925)

1909-10 (7-3)
COACH: Charles Furley
CAPTAIN: Don Marshman

Dec. 2	San Jose High	18	40 (L)
Jan. 22	Chico State	23	24 (L)
Feb. 18	Campbell High	23	8 (W)
Mar. 4	Pacific	30	44 (L)
	St. Matthew's Academy	30	18 (W)
11	Mt. Tamalpais Military	41	25 (W)
16	Santa Clara	54	30 (W)
Apr. 9	Pacific Grove High	35	22 (W)
20	St. Matthew's Academy	37	9 (W)
23	Pacific Grove High	20	6 (W)

1910-11 (3-5)
COACH: None paid
CAPTAIN: Don Marshman

Nov. 1	San Jose High	45	16 (W)
Feb. 2	Santa Clara	17	18 (L)
9	Santa Clara	21	34 (L)
15	San Jose YMCA	30	11 (W)
21	Pacific	26	43 (L)
Mar. 1	National Guard	31	37 (L)
12	Pacific	19	43 (L)
16	Nevada	39	23 (W)

1911-12 (6-5)
COACH: None paid
CAPTAIN: Don Marshman

Oct. 25	San Jose YMCA Alerts	16	14 (W)
Nov. 7	Campbell High	27	13 (W)
14	@Campbell High	30	20 (W)
15	San Jose High	20	27 (L)
Jan. 12	Pacific Grove High	27	25 (W)
20	Chico State	32	23 (W)
26	@Pacific Grove High	22	25 (L)
27	@Watsonville High	16	23 (L)
Feb. 9	Watsonville High	27	25 (W)
	Pacific	19	36 (L)
	@Pacific	14	35 (L)

1912-13 (4-2)
COACH: None paid
CAPTAIN: Rinaldo Miano

Nov. 6	National Guard Co. B	23	20 (W)
8	@Campbell High	23	19 (W)
Jan. 15	National Guard Co. B	33	29 (W)
16	National Guard Co. M	47	21 (W)
17	Monterey High	30	36 (L)
25	Chico State	12	39 (L)

1913-14 (4-6)
COACH: None paid
CAPTAIN: Blondie Corbell

Nov. 7	San Jose High	26	28 (L)
Dec.	Santa Cruz YMCA	29	34 (L)
	Campbell HS		(W)
Jan. 1	San Jose High	32	21 (W)
21	San Jose YMCA	37	25 (W)
24	Chico State	33	21 (W)
Feb. 4	National Guard Co. B		(L)
21	@Pacific Grove High	21	47 (L)
Mar. 6	Pacific Grove High	22	39 (L)
	Pacific	11	39 (L)

1914-15 (1-6)
COACH: None paid
CAPTAIN: Clifton Boyle

Oct. 27	Campbell High	9	58 (L)
Nov. 5	Campbell High	15	29 (L)
Dec. 14	Pacific Grove High	11	38 (L)
Jan. 15	San Jose High	18	26 (L)
16	Pacific Academy	27	60 (L)
22	@Chico State	13	39 (L)
Feb. 19	Pacific Grove High	32	14 (W)

1915-16 (4-3)
COACH: Bill Spaulding
CAPTAIN: Clifton Boyle

Nov. 8	@Campbell High	25	37 (L)
Dec. 2	Palo Alto Armory Co. L	29	21 (W)
7	Campbell High	44	36 (W)
17	San Jose High	26	32 (L)
Jan. 13	Palo Alto Armory Co. L	36	28 (W)
22	Chico State	34	40 (L)
Feb. 4	@Belmont Academy	38	34 (W)
22	@Chico State	13	39 (L)

1916-17 (7-5)
COACH: Karl Hazeltine
CAPTAIN: Art Dorr

Nov. 7	@Campbell High	24	47 (L)
21	@Stanford Sophs	26	40 (L)
Dec. 4	San Jose High	67	27 (W)
8	Belmont Academy	24	25 (L)
18	Fresno State	58	32 (W)
Jan. 16	Santa Clara High	36	13 (W)
19	Belmont Academy	64	12 (W)
23	@Campbell High	44	29 (W)
24	Palo Alto Club	41	29 (W)
27	Livermore High	83	26 (W)
29	Pacific	28	38 (L)
Feb. 3	@Chico State	27	29 (L)

1917-18 (0-6)
COACH: Karl Hazeltine
CAPTAIN: Flint Hanner

Nov. 9	@Campbell High	16	37 (L)
26	Campbell High	22	32 (L)
Jan. 5	@Santa Cruz High		(L)
Feb. 5	Mountain View High	32	46 (L)
16	Gilroy High	25	56 (L)
23	@Pacific Grove High	26	44 (L)

1921-22 (8-4)
COACH: Dave Wooster
CAPTAIN: Beryl Burchfield

Dec. 14	San Jose High	30	13 (W)
Jan. 6	San Jose YMCA 145s	33	14 (W)
13	YMI	34	16 (W)
18	San Jose Hercules	24	28 (L)
21	Chico State	53	5 (W)
24	Saint Mary's	30	14 (W)
28	San Jose YMCA 145s	33	4 (W)
Feb. 8	San Jose Hercules	41	15 (W)
11	Pacific	14	19 (L)
17	Fresno State	34	38 (L)
22	Cal 145s	28	24 (W)
24	@Fresno State	24	26 (L)

1922-23 (9-5)
COACH: Dave Wooster

Jan. 11	San Jose Hercules (H)	35	22 (W)
18	California 145s (A)	26	22 (W)
19	San Mateo JC (A)	23	11 (W)
23	San Benito JC (H)	22	20 (W)
26	Cal Aggies (A)	8	19 (L)
27	Chico State (A)	37	13 (W)
Feb. 1	Pacific (H)	12	17 (L)
2	Modesto JC (H)	26	19 (W)
3	Fresno State (H)	20	18 (W)
10	Cal Aggies (H)	14	22 (L)
13	Cal Poly (H)	32	14 (W)
14	Saint Mary's (A)	14	21 (L)
20	San Mateo JC (H)	28	18 (W)
22	California 145s (A)	18	22 (L)

1923-24 (6-7)
COACH: Hovey McDonald
CAPTAIN: Milt Watson

Dec. 11	California 145s (A)	21	37 (L)
Jan. 4	Watsonville High (H)	16	8 (W)
8	Santa Cruz High (H)	6	17 (L)
12	Argentine Club (H)	29	36 (L)
23	Stanford Frosh (A)	13	20 (L)
30	Cal Poly (H)	34	9 (W)
Feb. 2	Chico State (H)	13	9 (W)
6	Occidental (H)	19	14 (W)
8	Fresno State (A)	13	12 (W)
9	Modesto JC (A)	8	20 (L)
13	Pacific (A)	11	31 (L)
	San Mateo JC (H)	22	44 (L)
22	Santa Rosa JC (A)	23	22 (W)

1924-25 (18-3)
CALIFORNIA COAST CONFERENCE
CHAMPION
COACH: Hovey McDonald
CAPTAIN: Louis Monterino

Nov. 19	Campbell High (H)	19	5 (W)
Dec.	Santa Clara High (H)	42	12 (W)
12	Modesto JC (A)	21	23 (L)
17	Hollister High (H)	49	9 (W)
	California 145s (A)		(W)
Jan. 7	Stanford (H)	13	16 (L)
10	Santa Rosa JC (H)	33	11 (W)
17	California Frosh (A)	29	27 (W)
24	Chico State (H)	25	15 (W)
31	San Mateo JC (A)	40	23 (W)
Feb. 2	Cal Poly (A)	65	17 (W)
3	Santa Barbara State (A)	39	30 (W)
4	Santa Maria JC (A)	62	7 (W)
11	San Mateo JC (H)	22	16 (W)
13	Arcata Firemen (A)	30	23 (W)
14	Humboldt State (A)	59	11 (W)
20	Modesto JC (H)	38	30 (W)
27	#Fresno State (A)	30	28 (W)
28	#Fresno State (A)	14	29 (L)
Mar. 6	#Fresno State (H)	32	19 (W)
7	#Fresno State (H)	17	14 (W)

- California Coast Conference tournament

Season Scores (1926-1934)



1925-26 (10-9)

COACH: Hovey McDonald
CAPTAIN: Clarence Burrell

Dec.12	Stanford (A)	9	18	(L)
Jan. 2	Oregon (H)	4	26	(L)
8	Santa Barbara JC (H)	28	26	(W)
9	Santa Barbara JC (H)	26	10	(W)
15	Fresno State (H)	11	32	(L)
16	Fresno State (H)	14	24	(L)
22	Modesto JC (H)	25	14	(W)
26	San Mateo JC (H)	24	29	(L)
29	Santa Rosa JC (H)	32	20	(W)
30	Sacramento JC (H)	24	14	(W)
Feb. 1	Cal Poly (H)	20	15	(W)
2	Cal Poly (H)	32	12	(W)
4	Humboldt State (A)	24	11	(W)
5	Arcata Firemen (A)	17	16	(W)
10	San Mateo JC (H)	24	15	(W)
16	Santa Rosa JC (A)	28	29	(L)
20	Modesto JC (H)	20	47	(L)
26	Chico State (A)	16	35	(L)
27	Chico State (A)	15	40	(L)

1926-27 (14-7)

COACH: Hovey McDonald
CAPTAIN: Hal Hawley

Dec.31	Idaho (H)	14	21	(L)
Jan. 7	Bakersfield JC (H)	34	12	(W)
8	Bakersfield JC (H)	30	16	(W)
14	Fresno State (A)	33	37	(L)
15	Fresno State (A)	28	32	(L)
21	Modesto JC (H)	25	27	(L)
28	Santa Rosa JC (H)	57	6	(W)
29	Santa Rosa JC (H)	39	9	(W)
Feb. 3	Humboldt State (A)	40	11	(W)
4	Humboldt State (A)	40	10	(W)
5	Arcata Firemen (A)	24	9	(W)
11	Sacramento JC (A)	45	39	(W)
12	Sacramento JC (A)	45	22	(W)
19	Modesto JC (A)	25	44	(L)
21	Cal Poly (H)	29	12	(W)
22	Cal Poly (H)	34	8	(W)
25	Chico State (H)	35	12	(W)
26	Chico State (H)	30	19	(W)
Mar. 4	#Modesto JC (H)	21	28	(L)
5	#Modesto JC (A)	22	16	(W)
7	#Modesto JC (N)	25	28	(L)

- California Coast Conference tournament

1927-28 (21-4)

CALIFORNIA COAST CONFERENCE
CHAMPION

COACH: Hovey McDonald
CAPTAIN: Bill Hubbard

Dec. 3	Stanford (A)	25	10	(W)
13	Stanford (H)	12	23	(L)
16	Fresno State (H)	27	26	(W)
17	Fresno State (H)	17	29	(L)
Jan. 7	Watsonville YMCA (H)	57	13	(W)
13	Santa Rosa JC (A)	71	22	(W)
14	Santa Rosa JC (A)	42	27	(W)
16	Sacramento JC (H)	41	20	(W)
17	Sacramento JC (H)	32	22	(W)
20	Modesto JC (H)	29	16	(W)
27	San Mateo JC (H)	39	16	(W)
28	San Mateo JC (A)	35	32	(W)
Feb. 2	Eureka Legion (A)	30	20	(W)
3	Arcata Firemen (A)	32	8	(W)
4	Humboldt State (A)	55	8	(W)
8	San Francisco State (H)	63	56	(W)
10	Bakersfield JC (H)	59	18	(W)
11	Bakersfield JC (H)	42	8	(W)
18	Modesto JC (A)	53	27	(W)
24	Santa Barbara JC (A)	2	0	(W)
25	Santa Barbara JC (A)	2	0	(W)

Mar. 2	Chico State (A)	23	31	(L)
3	Chico State (A)	29	12	(W)
9	#Chico State (H)	22	16	(W)
10	#Chico State (A)	25	33	(L)
11	#Chico State (N)	29	28	(W)

- California Coast Conference tournament

1928-29 (13-5)

FAR WEST CONFERENCE CHAMPION

COACH: Hovey McDonald
CAPTAIN: Tom Maloney

Dec. 4	Stanford (H)	18	27	(L)
14	Stanford (H)	24	23	(W)
Jan. 10	Nevada (A)	28	25	(W)
11	Nevada (A)	16	22	(L)
19	Sacramento JC (A)	44	30	(W)
25	Santa Barbara JC (H)	45	17	(W)
26	Santa Barbara JC (H)	41	5	(W)
Feb. 1	Cal Poly (H)	62	9	(W)
2	Cal Poly (H)	54	18	(W)
8	Fresno State (A)	33	29	(W)
9	Fresno State (A)	27	28	(L)
15	Sport Shop Golds (H)	17	33	(L)
22	Marysville JC (H)	45	21	(W)
23	Marysville JC (H)	58	16	(W)
Mar. 1	Chico State (H)	36	33	(W)
2	Chico State (H)	17	31	(L)
8	#Chico State (A)	43	41	(W)
9	#Chico State (H)	33	32	(W)

- Far West Conference tournament

1929-30 (9-7)

COACH: Hovey McDonald
CAPTAIN: Tom Maloney

Dec.12	Athens Club (H)	27	31	(L)
21	Santa Cruz Huskies (H)	42	8	(W)
Jan. 4	Stanford (H)	14	49	(L)
10	San Francisco Eagles (H)	47	20	(W)
17	Nevada (A)	29	33	(L)
18	Nevada (A)	24	26	(L)
22	Pacific (A)	26	27	(L)
25	Pacific (H)	30	27	(W)
31	Fresno State (H)	33	26	(W)
Feb. 1	Fresno State (H)	37	25	(W)
7	Cal Aggies (A)	39	30	(W)
8	Cal Aggies (H)	45	27	(W)
15	Sport Shop Golds (H)	31	30	(W)
22	Stockton Amblers (H)	47	26	(W)
28	Chico State (A)	30	45	(L)
Mar. 1	Chico State (A)	33	35	(L)

1930-31 (14-3)

FAR WEST CONFERENCE CHAMPION

COACH: Hovey McDonald
CAPTAIN: Don Fowley

Dec.19	Menlo JC (H)	46	31	(W)
20	Long Beach JC (H)	41	25	(W)
23	Stanford (A)	22	27	(L)
Jan. 7	San Benito JC (H)	73	10	(W)
10	San Francisco State (H)	39	17	(W)
12	Stockton Amblers (H)	47	26	(W)
16	Nevada (H)	29	23	(W)
17	Nevada (H)	30	23	(W)
21	Pacific (A)	26	18	(W)
24	Pacific (H)	43	23	(W)
30	Fresno State (A)	54	22	(W)
31	Fresno State (A)	29	35	(L)
Feb. 7	Sport Shop Golds (H)	40	30	(W)
12	Cal Aggies (A)	44	27	(W)
14	Cal Aggies (H)	47	37	(W)
20	Chico State (H)	39	18	(W)
21	Chico State (H)	27	45	(L)

1931-32 (8-10)

COACH: Hovey McDonald
CAPTAIN: Oldas Klas

Dec.18	Menlo JC (H)	33	29	(W)
22	Stanford (A)	21	25	(L)
Jan. 2	Sacramento JC (H)	34	24	(W)
9	Stockton Amblers (H)	38	34	(W)
15	Athens Club (H)	32	40	(L)
16	Sport Shop Golds (H)	41	33	(W)
20	Pacific (H)	25	21	(W)
23	Pacific (A)	24	25	(L)
29	Nevada (A)	26	32	(L)
30	Nevada (A)	24	28	(L)
Feb. 3	Cal Aggies (A)	30	41	(L)
6	Cal Aggies (H)	50	28	(W)
12	San Francisco State (A)	41	35	(W)
13	San Francisco State (H)	24	39	(L)
19	Fresno State (H)	44	30	(W)
20	Fresno State (A)	26	27	(L)
26	Chico State (A)	24	41	(L)
27	Chico State (A)	28	35	(L)

1932-33 (7-11)

COACH: Hovey McDonald
CAPTAIN: Norman Countryman

Dec.20	Marin JC (H)	56	25	(W)
23	Sacramento JC (H)	36	25	(W)
26	Oregon (H)	23	34	(L)
27	Davis & Elkins (H)	32	37	(L)
Jan. 7	Menlo JC (H)	31	30	(W)
13	Athens Club (H)	46	52	(L)
18	Pacific (A)	18	34	(L)
21	Pacific (H)	23	35	(L)
26	Nevada (A)	26	49	(L)
27	Nevada (A)	32	41	(L)
Feb. 2	Cal Aggies (A)	37	56	(L)
4	Cal Aggies (H)	28	33	(L)
7	California Reserves (A)	27	41	(L)
11	Stockton Amblers (H)	48	26	(W)
17	Fresno State (A)	2	0	(W)
18	Fresno State (A)	2	0	(W)
24	Chico State (H)	46	44	(W)
25	Chico State (H)	24	35	(L)

1933-34 (13-6)

COACH: Hovey McDonald
CAPTAIN: Henry Leibrandt

Nov.20	Leon Jacobs Clothiers (H)	37	40	(L)
Dec. 9	Marin JC (H)	29	30	(L)
29	Stanford (H)	28	35	(L)
30	Sacramento JC (H)	51	31	(W)
Jan. 5	San Francisco State (A)	30	25	(W)
6	San Francisco State (H)	31	19	(W)
12	Menlo JC (H)	38	35	(W)
13	Athens Club (H)	43	25	(W)
17	Pacific (A)	24	29	(L)
20	Pacific (H)	32	27	(W)
26	Nevada (A)	38	36	(W)
27	Nevada (A)	36	33	(W)
Feb. 1	Cal Aggies (A)	35	30	(W)
3	Cal Aggies (H)	35	29	(W)
9	Leon Jacobs Clothiers (H)	39	48	(L)
16	Fresno State (H)	51	13	(W)
17	Fresno State (H)	38	18	(W)
23	Chico State (A)	35	44	(L)
24	Chico State (A)	42	35	(W)



Season Scores (1935-1942)

1934-35 (9-9)

COACH: Hovey McDonald
CAPTAIN: Carl Biddle

Nov.22	San Pablo Athletic Club (H)	28	27	(W)
Dec. 7	Stanford (H)	28	25	(W)
14	Athens Club (H)	26	29	(L)
17	USC (H)	24	42	(L)
22	UCLA (H)	25	35	(L)
Jan. 12	San Francisco State (H)	33	28	(W)
15	Pacific (A)	38	34	(W)
25	Nevada (H)	26	23	(W)
26	Nevada (H)	40	25	(W)
Feb. 2	Red & White Grocers (H)	43	36	(W)
8	Olympic Club (H)	46	47	(L)
15	Fresno State (A)	33	35	(L)
16	Fresno State (A)	39	37	(W)
22	Chico State (H)	25	28	(L)
23	Chico State (H)	50	62	(L)
28	Cal Aggies (A)	44	52	(L)
Mar. 2	Cal Aggies (H)	50	32	(W)

1935-36 (7-9)

COACH: Bill Hubbard
CAPTAIN: Larry Arnerich

Dec.14	Santa Clara (H)	30	40	(L)
18	UCLA (H)	22	30	(L)
21	Saint Mary's (Calif.) (H)	35	39	(L)
23	Utah State (H)	36	40	(L)
30	Stanford (H)	29	53	(L)
Jan. 2	Utah (H)	40	34	(W)
9	Leon Jacobs Clothiers (H)	44	33	(W)
15	Saint Mary's (Calif.) (H)	29	44	(L)
18	USF (H)	30	43	(L)
24	Nevada (A)	43	35	(W)
25	Nevada (A)	40	39	(W)
29	Santa Clara (H)	46	35	(W)
Feb. 1	San Francisco YMI (H)	24	35	(L)
7	Humboldt State (A)	30	24	(W)
8	Humboldt State (A)	27	26	(W)
12	Santa Clara (H)	27	39	(L)

1936-37 (12-11)

COACH: Bill Hubbard
CAPTAIN: Mel DeSelle

Dec. 5	Stanford (H)	24	31	(L)
8	Union Printers (H)	53	18	(W)
12	Cardinal Athletic Club (H)	51	42	(W)
15	Stockton YMI	42	28	(W)
17	Watsonville Falcons (H)	42	24	(W)
19	Montana State (H)	37	51	(L)
22	San Diego State (H)	34	32	(W)
23	San Diego State (H)	35	37	(L)
29	Arizona State	24	38	(L)
Jan. 2	Pacific (H)	42	19	(W)
9	Santa Clara (N)	36	38	(L)
13	Olympic Club (H)	41	33	(W)
16	Pacific (A)	35	30	(W)
19	Saint Mary's (Calif.) (A)	36	42	(L)
23	USF (H)	35	40	(L)
26	San Francisco YMI (H)	30	47	(L)
30	Nevada (H)	46	37	(W)
Feb. 2	Athens Club (H)	47	40	(W)
5	Santa Clara (N)	25	37	(L)
12	USF (A)	35	47	(L)
17	Saint Mary's (Calif.) (H)	27	26	(W)
26	Humboldt State (H)	37	23	(W)
27	Humboldt State (H)	36	42	(L)

1937-38 (19-4)

NORTHERN CALIFORNIA CONFERENCE
CHAMPION

COACH: Bill Hubbard
CAPTAIN: Frank Carroll

Dec. 7	Stanford	45	38	(L)
10	Stockton YMI	37	27	(W)
28	Redwood City Shamrocks	43	30	(W)
30	Union Printers	60	46	(W)
Jan. 3	L.A. Young Co.	57	39	(W)
5	Stockton Amblers	69	41	(W)
7	Santa Clara	27	44	(L)
15	Pacific	38	32	(W)
18	Saint Mary's (Calif.)	34	44	(L)
21	USF	50	37	(W)
25	San Francisco State	58	39	(W)
28	Nevada	48	52	(L)
29	Nevada	50	45	(W)
Feb. 1	Pacific	40	33	(W)
4	Santa Clara	42	39	(W)
9	YMI	35	33	(W)
10	USF	55	52	(W)
15	Athens Club	63	60	(W)
18	Saint Mary's (Calif.)	52	40	(W)
21	Santa Clara	50	44	(W)
23	San Francisco State	43	40	(W)
25	Humboldt State	54	36	(W)
26	Humboldt State	46	39	(W)

1938-39 (11-7)

COACH: Bill Hubbard
CAPTAIN: Lloyd Thomas

Jan. 4	Pacific (A)	26	27	(L)
13	Pacific (H)	51	49	(W)
16	Saint Mary's (Calif.) (N)	45	43	(W)
19	U. of Mexico (H)	57	49	(W)
21	Santa Clara (H)	27	59	(L)
24	USF (H)	56	40	(W)
27	Nevada (H)	61	46	(W)
28	Nevada (H)	44	50	(L)
Feb. 3	Santa Clara (H)	34	40	(L)
7	USF (A)	45	30	(W)
	Modesto Owls	32	28	(W)
15	Saint Mary's (Calif.) (H)	43	38	(W)
17	Santa Barbara State (H)	37	41	(L)
18	Santa Barbara State (H)	57	42	(W)
24	Humboldt State (H)	57	40	(W)
25	Humboldt State (H)	44	31	(W)
Mar. 3	San Diego State (A)	33	38	(L)
4	San Diego State (A)	28	57	(L)

1939-40 (9-10)

COACH: Bill Hubbard
CAPTAIN: Gus Kotta

Dec.18	UCLA (H)	33	45	(L)
19	UCLA (H)	40	31	(W)
Jan. 2	Pacific (A)	38	40	(L)
6	Pacific (H)	41	30	(W)
12	Fresno State (A)	49	43	(W)
13	Fresno State (A)	45	36	(W)
19	Santa Barbara State (A)	32	36	(L)
20	Santa Barbara State (A)	25	35	(L)
26	Nevada (A)	51	43	(W)
27	Nevada (A)	36	44	(L)
31	USF (H)	35	29	(W)
Feb. 2	Chico State (H)	32	35	(L)
3	Chico State (H)	35	47	(L)
7	Athens Club (H)	43	48	(L)
15	USF (A)	34	45	(L)
23	Humboldt State (A)	35	48	(L)
24	Humboldt State (A)	70	54	(W)
Mar. 1	San Diego State (H)	46	27	(W)
2	San Diego State (H)	39	28	(W)

1940-41 (19-8)

CALIFORNIA COLLEGIATE
ATHLETIC ASSOCIATION CO-CHAMPION

COACH: Walt McPherson
CAPTAIN: Hal Carruth

Dec.27	Humboldt State (H)	62	40	(W)
28	Humboldt State (H)	55	51	(W)
Jan. 3	Utah State (H)	55	41	(W)
9	Pacific (A)	32	36	(L)
10	Moffett Field (H)	56	28	(W)
14	Pacific (H)	46	24	(W)
17	Santa Barbara State (A)	40	43	(L)
18	Santa Barbara State (A)	34	49	(L)
20	San Diego State (A)	44	27	(W)
21	San Diego State (A)	39	50	(L)
25	Stanford (A)	40	42	(L)
28	USF (H)	56	47	(W)
31	Fresno State (H)	39	27	(W)
Feb. 1	Fresno State (H)	56	38	(W)
	Moffett Field (H)	49	42	(W)
7	Chico State (A)	47	34	(W)
8	Chico State (A)	44	53	(L)
	San Francisco Elks Club	47	41	(W)
14	Santa Barbara State (H)	41	34	(W)
15	Santa Barbara State (H)	43	41	(W)
19	USF (A)	38	46	(L)
21	Nevada (H)	50	42	(W)
22	Nevada (H)	57	42	(W)
24	San Diego State (H)	53	48	(W)
25	San Diego State (H)	41	37	(W)
28	Fresno State (A)	45	57	(L)
Mar. 1	Fresno State (A)	39	36	(W)

1941-42 (13-20)

COACH: Walt McPherson

Stockton Amblers (H)	36	27	(W)
Oakland Owen Illinois (H)	45	55	(L)
Oakland Chapel of Oaks (H)	51	48	(W)
Oakland Independent Iron Works (H)	40	19	(W)
Moffett Field Flyers (H)	49	55	(L)
San Francisco State (A)	43	60	(L)
San Francisco State (H)	58	44	(W)
Athens Club (H)	50	39	(W)
Santa Barbara State (H)	31	41	(L)
Santa Barbara State (H)	30	28	(W)
The Wardrobe (H)	55	30	(W)
Stanford (A)	38	57	(L)
Golden State (Oakland) (A)	37	44	(L)
Humboldt State (A)	61	54	(W)
Humboldt State (A)	36	43	(L)
Saint Mary's (Calif.) (A)	34	45	(L)
Fresno State (H)	51	47	(W)
Fresno State (H)	28	41	(L)
Pacific (A)	38	52	(L)
USF (A)	37	57	(L)
Pacific (H)	37	40	(L)
Fresno State (A)	59	58	(W)
Fresno State (A)	36	50	(L)
USF (H)	33	35	(L)
Saint Mary's (Calif.) (H)	36	42	(L)
Nevada (A)	54	51	(W)
Nevada (A)	40	66	(L)
Santa Barbara State (A)	37	32	(W)
Santa Barbara State (A)	31	39	(L)
San Diego State (A)	33	35	(L)
San Diego State (A)	34	40	(L)
San Diego State (A)	46	45	(W)
San Diego State (A)	47	66	(L)

Season Scores (1943-1950)



1942-43 (10-13) COACH: Ed Blesh

Dec. 8	Alameda Coast Guard (H)	28	38	(L)
12	Fort Ord (H)	60	28	(W)
15	USF (A)	43	35	(W)
18	2nd Armored Division (H)	55	18	(W)
11	Fairfield-Suisun (H)	26	46	(L)
Jan. 8	St. Mary's Pre-Flight (H)	36	55	(L)
12	Pacific (A)	44	57	(L)
15	Oakland Naval Reserve (A)	26	38	(L)
16	Pacific (A)	46	43	(W)
19	Mather Field (H)	62	30	(W)
22	USF (H)	38	39	(L)
23	San Francisco State (A)	52	53	(L)
26	San Francisco State (H)	48	57	(L)
Feb. 2	Alameda Coast Guard (H)	41	54	(L)
5	Fresno State (H)	53	37	(W)
6	Fresno State (H)	39	38	(W)
12	Nevada (H)	43	45	(L)
13	Nevada (H)	62	39	(W)
16	Santa Barbara State (A)	41	40	(W)

1944-45 (7-16) COACH: Bill Hubbard

Nov.16	Alameda Naval Air Station (H)	28	45	(L)
21	Hamilton Field (H)	36	40	(L)
29	Gilroy Packers (H)	61	25	(W)
Dec. 1	Mare Island (H)	58	42	(W)
5	Salinas Army Air Base (H)	43	33	(W)
7	Tanforan Navy Center (H)	35	34	(W)
8	Moffett Field (H)	41	40	(L-OT)
11	Fairfield-Suisun (H)	26	46	(L)
12	Alameda Naval Air Station (H)	33	46	(L)
15	Moffett Field (A)	56	54	(W)
Jan. 5	Pacific (H)	37	55	(L)
9	Alameda Coast Guard (H)	38	52	(L)
12	Pacific (A)	26	65	(L)
18	Treasure Island Guard (H)	34	42	(L)
23	Mare Island Shipyard (H)	29	40	(L)
26	Livermore Naval Air (H)	31	43	(L)
30	Treasure Island Coast Guard (H)	34	47	(L)
Feb. 1	San Francisco State (A)	45	46	(L-OT)
5	Livermore Naval Air (H)	35	56	(L)
6	Hamilton Field (H)	38	57	(L)
9	San Francisco State (H)	47	28	(W)
12	Mare Island Veterans (H)	51	31	(W)
13	Fort Ord	45	80	(L)

1945-46 (17-14) COACH: Walt McPherson ASSISTANT: Bob Bronzan

Dec. 3	Stanford (A)	30	46	(L)
4	Moffett Field (A)	36	53	(L)
7	Fairfield-Suisun (H)	52	29	(W)
12	@Moffett Field (A)	36	49	(L)
14	Alameda Navy (H)	37	40	(L)
17	Livermore NAS (H)	53	34	(W)
18	Stanford (H)	39	21	(W)
21	Hamilton Field (A)	41	55	(L)
Jan. 4	San Francisco State (A)	62	51	(W)
5	Fleet City (H)	50	60	(L)
8	Fairfield-Suisun (A)	40	35	(W)
11	San Diego State (H)	32	40	(L)
12	San Diego State (H)	51	40	(W)
16	San Francisco State (H)	60	43	(W)
18	Nevada (A)	40	46	(L)
19	Nevada (A)	40	59	(L)
22	Hamilton Field (H)	49	43	(W)
25	Merchant Marine (A)	47	42	(W)
26	Pacific (A)	60	58	(W)
Feb. 1	Fresno State (A)	43	35	(W)
2	Fresno State (A)	46	45	(L-OT)
6	Fresno Athletic Club (H)	65	46	(W)
8	Fleet City (A)	50	80	(L)
9	Pacific (H)	41	35	(W)

12	Saint Mary's (Calif.) (H)	54	60	(L)
13	Merchant Marine (A)	46	45	(W)
15	Fresno State (H)	57	40	(W)
16	Fresno State (H)	55	35	(W)
20	Saint Mary's (Calif.) (H)	45	39	(W)
22	San Diego State (A)	42	54	(L)
23	San Diego State (A)	35	47	(L)

1946-47 (18-9) COACH: Walt McPherson ASSISTANT: Bob Bronzan

Nov.25	Stanford (A)	33	45	(L)
27	Stanford (H)	49	41	(W)
Dec. 3	S.F. Athletic Club (H)	43	42	(W)
6	Hawaii All Stars (H)	55	37	(W)
7	Sacramento Senators (H)	38	44	(L)
11	Borlo Athletic Club (H)	47	46	(W)
13	Chapel of Oaks (H)	49	40	(W)
20	Willamette (H)	53	38	(W)
21	Willamette (H)	48	41	(W)
Jan. 7	USF (A)	44	34	(W)
11	San Francisco State (A)	46	43	(W-OT)
13	San Diego State (H)	48	28	(W)
17	USF (A)	44	34	(W)
18	Saint Mary's (Calif.) (H)	41	43	(L)
21	Saint Mary's (Calif.) (A)	35	37	(L)
24	Nevada (H)	43	41	(W)
25	Nevada (H)	53	45	(W)
Feb. 1	Pacific (A)	43	44	(L)
4	Hayward S&H (H)	56	37	(W)
7	UC Santa Barbara (H)	55	49	(W)
8	Fresno State (H)	49	31	(W)
11	San Francisco State (H)	42	38	(W)
14	Cal Poly-SLO (A)	62	36	(W)
15	UC Santa Barbara (A)	45	59	(L)
17	San Diego State (A)	39	44	(L)
21	Fresno State (A)	40	42	(L)
22	Cal Poly-SLO (H)	59	47	(W)
28	Pacific (H)	48	59	(L)

1947-48 (23-9) CALIFORNIA COLLEGIATE ATHLETIC ASSOCIATION CHAMPION COACH: Walt McPherson ASSISTANT: Bob Bronzan CAPTAIN: Chuck Hughes

Dec. 3	Stanford (A)	50	54	(L)
6	USF (A)	36	42	(L)
10	Borlo Athletic Club (H)	41	45	(L)
19	Seattle (A)	52	33	(W)
20	Seattle (A)	59	39	(W)
22	Willamette (H)	67	49	(W)
23	Willamette (H)	55	56	(L)
29	Nebraska (H)	39	38	(W)
Jan. 2	San Francisco State (H)	62	41	(W)
3	S.F. Athletic Club (H)	48	47	(W)
9	Nevada (A)	63	43	(W)
10	Nevada (A)	49	46	(W)
16	UC Santa Barbara (H)	54	37	(W)
20	Saint Mary's (Calif.) (A)	39	43	(L)
21	San Francisco State (A)	56	61	(L)
24	Pacific (A)	54	42	(W)
29	Oakland Bittners (H)	40	57	(L)
30	Fresno State (H)	56	36	(W)
Feb. 3	Saint Mary's (Calif.) (H)	37	32	(W)
6	Cal Poly-SLO (A)	58	52	(W)
7	UC Santa Barbara (A)	64	54	(W)
9	San Diego State (A)	55	39	(W)
13	Fresno State (A)	60	40	(W)
14	Cal Poly-SLO (H)	56	53	(W)
18	Ambler's (H)	65	51	(W)
20	Pacific (H)	55	41	(W)
24	USF (H)	32	50	(L)
Mar. 1	San Diego State (H)	61	49	(W)
Pepperdine (NAIA Regional)		66	55	(W)
Iowa Wesleyan (NAIA Tournament)		64	58	(W)
Marshall (NAIA Tournament)		74	72	(W-2OT)
Indiana State (NAIA Tournament)		52	59	(L)

1948-49 (22-13) CALIFORNIA COLLEGIATE ATHLETIC ASSOCIATION CHAMPION COACH: Walt McPherson ASSISTANT: Tom Cureton CAPTAIN: Bob Hagen

Nov.29	San Francisco National Guard (H)	51	55	(L)
Dec. 2	USF (A)	49	66	(L)
4	San Francisco YMI (H)	55	46	(W)
8	Stewart Chevrolet (H)	57	33	(W)
9	San Francisco State (A)	56	62	(L)
11	Chico State (H)	58	33	(W)
17	BYU (A)	47	60	(L)
18	BYU (A)	67	73	(L)
20	Utah State (A)	61	41	(W)
21	Utah State (A)	37	47	(L)
Jan. 5	Montana (N)	68	59	(W)
7	San Diego State (A)	55	52	(W)
8	Pepperdine (A)	49	53	(L)
11	San Francisco State (H)	57	51	(W)
14	Nevada (H)	58	46	(W)
15	Nevada (H)	66	47	(W)
19	San Francisco National Guard (A)	54	52	(W)
21	Fresno State (H)	69	43	(W)
22	Pepperdine (H)	64	42	(W)
25	St. Mary's (Calif.) (H)	49	53	(L)
28	(#11) Stanford (A)	49	50	(L)
31	San Jose Mal Suns (N)	59	48	(W)
Feb. 2	Oakland Bittners (H)	54	58	(L)
5	San Diego State (H)	65	55	(W)
8	Pacific (H)	52	51	(W)
11	Cal Poly-SLO (H)	52	41	(W)
12	(#9) USF (H)	43	50	(L)
15	Fresno State (A)	54	52	(W)
18	Cal Poly-SLO (A)	60	40	(W)
19	UC Santa Barbara (A)	34	60	(L)
25	Pacific (H)	52	38	(W)
26	UC Santa Barbara (H)	55	32	(W)
* Pepperdine (NAIA Regional)		60	46	(W)
+ Lawrence Tech (NAIA Tournament)		63	52	(W)
+ Eastern Illinois (NAIA Tournament)		75	81	(L)

1949-50 (21-7) COACH: Walt McPherson ASSISTANT: Tom Cureton CAPTAINS: Bob Wuesthoff & Stu Inman

Dec. 1	USF (A)	43	38	(W)
3	Stanford (A)	42	52	(L)
7	Saint Mary's (Calif.) (H)	58	43	(W)
9	San Francisco YMI (H)	54	41	(W)
13	Gonzaga (N)	43	51	(L)
Jan. 7	CS Sacramento (H)	52	46	(W)
13	San Diego State (A)	60	52	(W)
14	Pepperdine (A)	51	58	(L) (OT)
17	San Francisco State (A)	51	49	(W)
21	Fresno State (A)	61	63	(L)
24	Stewart Chevrolet (H)	34	49	(L)
27	Nevada (A)	64	62	(W)
28	Nevada (A)	71	66	(W)
Feb. 1	San Francisco State (H)	50	45	(W)
3	Bowling Green (N)	49	48	(W)
4	West Virginia State (N)	52	50	(W)
7	Santa Clara (N)	51	48	(W)
10	Cal Poly-SLO (A)	67	61	(W)
11	UC Santa Barbara (A)	44	50	(L)
14	Fresno State (H)	68	52	(W)
15	Saint Mary's (Calif.) (A)	63	50	(W)
17	San Diego State (H)	59	48	(W)
18	Pepperdine (H)	56	51	(W)
21	(#11) USF (H)	44	54	(L)
24	Pacific (A)	54	47	(W)
25	Cal Poly-SLO (H)	67	51	(W)
28	Pacific (H)	66	41	(W)
Mar. 3	UC Santa Barbara (H)	79	46	(W)

National Ranking

The 1950 San Jose State team was ranked in the Associated Press polls the weeks of February 21 (#18), February 28 (#19) and March 7 (#17).



Season Scores (1951-1957)

1950-51 (18-12)
NCAA TOURNAMENT PARTICIPANT
COACH: Walt McPherson
ASSISTANTS: Robert Wuesthoff & Tom Cureton
CAPTAIN: Bobby Crowe

Dec. 1	San Francisco State (H)	76	49	(W)
5	Stanford (A)	49	59	(L)
9	CS Sacramento (H)	51	46	(W)
12	Fresno State (H)	56	31	(W)
15	UC Santa Barbara (A)	45	38	(W)
16	(#9) UCLA (A)	59	62	(L)
21	Colorado (H)	49	47	(W)
26	Wisconsin (A)	59	75	(L)
30	Manhattan (A)	54	70	(L)
Jan. 2	Duquesne (A)	57	74	(L)
4	Beloit (A)	57	86	(L)
6	Hamline (A)	47	58	(L)
11	San Francisco YMI (H)	48	46	(W) (OT)
13	Santa Clara (N)	55	50	(W)
17	San Francisco State (A)	62	60	(W) (OT)
19	USF (N)	43	54	(L)
20	Saint Mary's (Calif.) (N)	64	59	(W)
23	Stewart Chevrolet (H)	45	55	(L)
25	Fresno State (A)	85	42	(W)
27	(#14) Arizona (H)	55	62	(L)
30	Cal Poly-SLO (H)	59	54	(W)
Feb. 7	Saint Mary's (Calif.) (H)	66	51	(W)
10	Pacific (H)	58	56	(W)
16	Santa Clara (N)	55	63	(L)
17	USF (N)	61	59	(W)
20	Pacific (A)	53	51	(W)
23	San Diego State (H)	68	37	(W)
24	San Diego State (H)	50	46	(W)
27	USF (H)	52	49	(W) (OT)
Mar 22	*(#11) BYU (N)	61	66	(L)

* - NCAA Western Regionals

1951-52 (15-10)
COACH: Walt McPherson
ASSISTANT: Robert Wuesthoff
CAPTAINS: George Clark & Elmer Craig

Dec. 1	Cal Poly-SLO (H)	49	46	(W)
4	CS Sacramento (H)	61	49	(W)
8	Fresno State (A)	72	58	(W)
14	San Francisco State (H)	59	30	(W)
15	Utah State (H)	59	54	(W)
22	Fresno Mid-Valley AAU (H)	55	40	(W)
Jan. 3	Oregon (H)	51	49	(W)
5	Saint Mary's (Calif.) (A)	52	63	(L)
9	Saint Mary's (Calif.) (H)	49	50	(L)
12	Pacific (H)	35	36	(L)
16	San Francisco YMI (H)	77	50	(W)
19	USF (A)	54	56	(L)
23	Hawai'i (A)	44	42	(W)
25	Universal Motors (A)	53	51	(W)
27	Hickam Field (A)	59	53	(W)
30	Stanford (A)	66	71	(L)
Feb. 2	San Francisco State (A)	54	56	(L)
5	Pacific (A)	49	57	(L)
9	Fresno Mid Valley AAU (A)	47	56	(L)
13	USF (H)	41	40	(W)
19	Fresno State (H)	69	54	(W)
22	Santa Clara (N)	55	66	(L)
23	Saint Mary's (Calif.) (N)	55	59	(L)
29	San Diego State (A)	58	53	(W)
Mar. 1	San Diego State (A)	80	61	(W)

1952-53 (15-8)
COACH: Walt McPherson
ASSISTANT: Robert Wuesthoff
CAPTAINS: Lee Jensen & Don Edwards

Dec. 2	CS Sacramento (A)	43	42	(W)
5	Fresno State (H)	58	40	(W)
9	San Francisco State (H)	63	56	(W)
26	Stanford (H)	68	62	(W)
27	Santa Clara (H)	42	58	(L)
Jan. 2	USF (A)	47	67	(L)
13	Santa Clara (H)	47	65	(L)
17	Pepperdine (H)	78	60	(W)
20	Saint Mary's (Calif.) (A)	65	67	(L)
23	Utah State (A)	59	63	(L)
24	Utah State (A)	69	55	(W)
28	San Francisco State (A)	65	63	(W)
31	Pacific (A)	66	54	(W)
Feb. 6	Cal Poly-SLO (A)	67	69	(L)
7	Loyola (Calif.) (A)	57	61	(L) (OT)
10	Saint Mary's (Calif.) (H)	61	46	(W)
13	Pacific (H)	81	54	(W)
14	CS Sacramento (H)	49	40	(W)
17	Fresno State (A)	82	60	(W)
20	USF (H)	58	46	(W)
24	Santa Clara (H)	47	50	(L) (OT)
27	San Diego State (H)	66	54	(W)
28	San Diego State (H)	77	61	(W)

1953-54 (12-15)
COACH: Walt McPherson
ASSISTANT: Jerry Vroom
CAPTAIN: Carroll Williams

Dec. 1	San Francisco State (H)	75	55	(W)
4	Oregon (A)	63	74	(L)
5	Oregon (A)	70	74	(L) (OT)
11	(#17) California (A)	48	56	(L)
18	Arizona (A)	77	81	(L) (OT)
19	Arizona State (A)	61	50	(W)
21	Pepperdine (A)	57	67	(L)
29	Cal Poly-SLO (H)	47	46	(W)
30	San Francisco State (A)	61	58	(W)
Jan. 5	Santa Clara (H)	39	41	(L) (OT)
8	St. Mary's (Calif.) (H)	56	57	(L)
13	USF (A)	50	57	(L)
15	Pacific (H)	54	57	(L)
19	Fresno State (A)	58	60	(L)
23	Stanford (A)	58	80	(L)
26	Stanford (H)	60	70	(L)
Feb. 2	Santa Clara (H)	47	76	(L)
4	Loyola (Calif.) (H)	68	57	(W)
6	Pacific (H)	63	48	(W)
9	Saint Mary's (Calif.) (A)	57	55	(W)
12	CS Sacramento (H)	49	57	(L)
15	USF (H)	66	49	(W)
17	Pacific (A)	70	64	(W)
19	Santa Clara (H)	72	53	(W)
23	Saint Mary's (Calif.) (H)	59	54	(W)
26	Fresno State (H)	78	63	(W)
Mar. 1	USF (A)	57	76	(L)

1954-55 (16-9)
COACH: Walt McPherson
ASSISTANT: Jerry Vroom
CAPTAIN: Carroll Williams

Dec. 1	Fresno State (H)	69	62	(W)
3	Stanford (A)	69	80	(L)
7	San Francisco State (A)	73	67	(W)
10	San Dimas (H)	69	46	(W)
20	UC Santa Barbara (H)	55	73	(L)
27	Beloit (A)	68	75	(L)
28	Marquette (A)	68	80	(L)
30	Washington U. (A)	88	48	(W)
Jan. 5	Pacific (A)	66	54	(W)
7	St. Mary's (Calif.) (H)	52	48	(W)
10	(#5) USF (A)	30	56	(L)
14	Santa Clara (H)	47	40	(W)
18	Fresno State (A)	63	60	(W)

22	Loyola (Calif.) (A)	75	65	(W)
26	Cal Poly-SLO (H)	73	66	(W)
28	San Diego State (H)	59	48	(W)
Feb. 1	Santa Clara (H)	45	57	(L)
4	Pacific (H)	70	62	(W)
8	San Francisco State (H)	63	56	(W)
11	(#1) USF (H)	49	59	(L)
14	Saint Mary's (Calif.) (A)	64	62	(W)
17	Santa Clara (H)	57	60	(L)
23	(#1) USF (H)	40	64	(L)
25	Saint Mary's (Calif.) (A)	68	58	(W)
Mar. 2	Pacific (A)	65	63	(W)

1955-56 (15-10)
COACH: Walt McPherson
ASSISTANTS: Carroll Williams & Jerry Vroom
CAPTAIN: Tom Crane

Dec. 2	Seattle (A)	65	59	(W)
3	Seattle (A)	46	62	(L)
10	CS Sacramento (H)	66	41	(W)
13	San Francisco State (H)	65	59	(W) (OT)
16	Arizona (A)	68	63	(W)
17	Arizona State (A)	62	81	(L)
19	San Diego State (A)	50	57	(L)
30	Arizona State (H)	69	58	(W)
Jan. 2	CS Sacramento (A)	58	52	(W)
6	Santa Clara (H)	59	38	(W)
13	Pepperdine (A)	80	66	(W)
14	Loyola (Calif.) (A)	45	41	(W)
17	Pacific (H)	61	32	(W)
31	(#1) USF (A)	40	67	(L)
Feb. 3	Saint Mary's (Calif.) (A)	52	59	(L)
4	Pepperdine (H)	67	65	(W)
7	Santa Clara (H)	54	52	(W)
11	Fresno State (H)	85	66	(W)
14	(#1) USF (H)	52	76	(L)
17	Pacific (A)	59	60	(L)
18	Loyola (Calif.) (H)	69	71	(L)
21	Fresno State (A)	70	67	(W)
24	San Francisco State (A)	66	51	(W)
28	Saint Mary's (Calif.) (H)	60	70	(L)
Mar. 3	Stanford (A)	70	72	(L)

1956-57 (13-12)
COACH: Walt McPherson
ASSISTANTS: Fred Niemann & Jerry Vroom
CAPTAIN: Jack Rowley

Nov.30	Stanford (H)	59	55	(W)
Dec. 1	CS Sacramento (H)	56	43	(W)
4	Arizona State (A)	82	71	(W)
11	San Francisco State (H)	67	52	(W)
14	Valparaiso (A)	71	69	(W)
17	Evansville (A)	73	81	(L)
18	Washington U. (A)	55	46	(W)
20	(#15)Oklahoma City (A)	74	91	(L)
27	Santa Clara (H)	47	57	(L)
29	California (A)	47	69	(L)
Jan. 4	USF (A)	51	66	(L)
5	Pepperdine (H)	80	54	(W)
11	Loyola (Calif.) (A)	78	74	(W)
12	Pepperdine (A)	62	42	(W)
15	Fresno State (H)	75	79	(L) (OT)
22	Fresno State (A)	77	75	(W)
Feb. 1	Pacific (A)	66	65	(W)
5	Santa Clara (H)	59	67	(L)
9	Saint Mary's (Calif.) (A)	75	77	(L)
12	Pacific (H)	72	69	(W)
15	Loyola (Calif.) (H)	79	64	(W)
19	San Francisco State (A)	67	68	(L)
22	Saint Mary's (Calif.) (H)	66	67	(L)
26	Santa Clara (H)	58	68	(L)
Mar. 1	USF (H)	85	76	(L)

Season Scores (1958-1964)



1957-58 (13-13)

COACH: Walt McPherson

ASSISTANTS: Jerry Vroom & Stu Inman

CAPTAIN: Gil Egeland

Dec 3	San Francisco State (H)	67	56	(W)
6	California (A)	62	70	(L)
10	Oregon (A)	67	72	(L)
11	Oregon (A)	53	62	(L)
14	Stanford (A)	66	59	(W)
20	Idaho State (A)	39	54	(L)
21	Idaho State (A)	59	63	(L)
27	Arizona (H)	77	63	(W)
28	Arizona State (H)	71	52	(W)
Jan 4	(#6) USF (H)	44	66	(L)
7	Saint Mary's (Calif.) (A)	53	72	(L)
10	Loyola (Calif.) (H)	68	54	(W)
11	Pepperdine (H)	92	61	(W)
14	Pacific (H)	78	60	(W)
17	Fresno State (A)	60	62	(L)
21	Fresno State (H)	68	58	(W)
Feb. 1	San Diego State (H)	63	60	(W)
4	Santa Clara (H)	46	57	(L)
7	CS Sacramento (A)	66	49	(W)
11	San Francisco State (A)	71	41	(W)
14	Saint Mary's (Calif.) (H)	58	47	(W)
18	Pacific (A)	61	63	(L)
21	Loyola (Calif.) (A)	66	68	(L)
22	Pepperdine (A)	67	68	(L)
25	Santa Clara (H)	54	40	(W)
28	(#4) USF (A)	50	62	(L)

1958-59 (5-19)

COACH: Walt McPherson

ASSISTANTS: Jerry Vroom & Stu Inman

CAPTAINS: Ned Fitzgerald & Joe McGrath

Dec. 1	Stanford (A)	40	57	(L)
3	California (A)	36	60	(L)
9	San Francisco State (H)	40	44	(L)
12	*San Diego State (N)	50	63	(L)
13	*Pepperdine (N)	40	46	(L)
15	Wheaton (H)	46	52	(L)
19	Redlands (H)	61	46	(W)
Jan. 2	Arizona (A)	64	62	(W)
3	Arizona State (A)	58	62	(L)
5	New Mexico State (A)	50	70	(L)
10	USF (A)	46	51	(L)
13	Santa Clara (H)	42	61	(L)
16	Pacific (A)	55	69	(L)
30	Pacific (H)	46	51	(L)
31	San Diego State (H)	48	39	(W)
Feb. 3	USF (H)	48	45	(W)
6	Pepperdine (H)	69	71	(L)
7	Loyola (Calif.) (H)	41	46	(L)
10	San Francisco State (A)	69	49	(W)
13	Loyola (Calif.) (A)	43	49	(L)
14	Pepperdine (A)	52	68	(L)
20	Saint Mary's (Calif.) (H)	51	59	(L)
24	Santa Clara (H)	56	72	(L)
27	Saint Mary's (Calif.) (A)	46	60	(L)

* - Poinsettia Tournament

1959-60 (6-19)

COACH: Walt McPherson

ASSISTANT: Stu Inman

CAPTAIN: Bob Chapman

Dec. 1	San Francisco State (H)	54	41	(W)
3	Stanford (A)	31	69	(L)
5	Denver (A)	47	64	(L)
12	California (A)	43	54	(L)
14	Fresno State (H)	68	63	(W)
21	Oregon (A)	41	56	(L)
22	Oregon (A)	45	58	(L)
26	* USF (N)	48	51	(L)
29	* Pepperdine (N)	60	84	(L)

30	* Pacific (N)	56	61	(L)
Jan. 5	San Francisco State (A)	81	57	(W)
8	Pacific (H)	55	66	(L)
12	Santa Clara (H)	47	49	(L)
19	Fresno State (A)	45	70	(L)
23	Saint Mary's (Calif.) (H)	58	64	(L)
30	San Diego State (H)	57	52	(W)
Feb. 6	Santa Clara (H)	41	65	(L)
9	Pacific (A)	58	50	(W)
12	Pepperdine (A)	58	62	(L)
13	Loyola (Calif.) (A)	42	51	(L)
16	USF (H)	69	66	(W)
19	Pepperdine (H)	70	72	(L)
20	Loyola (Calif.) (H)	48	55	(L)
23	Saint Mary's (Calif.) (A)	54	69	(L)
26	USF (A)	58	74	(L)

* - WCAC Tournament

1960-61 (11-14)

COACH: Stu Inman

ASSISTANT: Danny Glines

CAPTAINS: Norm Bostock & Joe Braun

Dec. 2	Fresno State (H)	74	54	(W)
6	California (A)	39	43	(L)
9	San Francisco State (H)	55	44	(W)
10	UC Davis (H)	63	39	(W)
14	Idaho State (A)	46	41	(W)
16	(#16) Utah (A)	48	82	(L)
19	St. Louis (A)	26	52	(L)
21	Washington U. (A)	47	49	(L)
26	* Loyola (Calif.) (N)	53	51	(W)
27	* Saint Mary's (Calif.) (N)	40	41	(L)
29	* Santa Clara (N)	42	48	(L)
Jan. 7	Santa Clara (H)	31	45	(L)
14	Pacific (A)	48	44	(W)
26	Redlands (H)	55	41	(W)
28	Fresno State (H)	63	68	(L)
Feb. 3	Loyola (Calif.) (H)	45	54	(L)
4	Pepperdine (H)	68	46	(W)
6	Pepperdine (A)	67	56	(W)
7	Loyola (Calif.) (A)	46	55	(L)
14	Santa Clara (H)	29	30	(L)
18	USF (A)	39	40	(L)
24	St. Mary's (Calif.) (H)	46	65	(L)
25	Pacific (H)	60	45	(W)
Mar. 3	USF (A)	38	49	(L)
4	Saint Mary's (Calif.) (A)	74	72	(W)

* - WCAC Tournament

1961-62 (13-11)

COACH: Stu Inman

ASSISTANT: Danny Glines

CAPTAIN: Vance Barnes

Dec. 2	# Chico State (H)	66	31	(W)
7	# San Francisco State (A)	60	35	(W)
8	# Nevada (A)	71	43	(W)
9	# Nevada (A)	75	54	(W)
12	# Fresno State (H)	71	42	(W)
15	# Utah (A)	50	60	(L)
16	# Utah State (A)	58	72	(L)
20	# BYU (A)	60	54	(W)
21	# New Mexico (A)	51	63	(L)
26	* Saint Mary's (Calif.) (N)	46	48	(L)
27	* San Francisco State (N)	58	39	(W)
29	* Pacific (N)	49	47	(W)
Jan. 4	# USF (A)	39	36	(W)
10	# Pacific (A)	59	48	(W)
13	# St. Mary's (Calif.) (A)	51	37	(W)
Feb. 9	# Pepperdine (H)	52	50	(W)
10	# Loyola (Calif.) (H)	59	49	(W)
16	Pepperdine (A)	53	71	(L)
17	Loyola (Calif.) (H)	55	70	(L)
23	USF (H)	52	54	(L)
27	Santa Clara (H)	48	69	(L)

Mar. 2	Saint Mary's (Calif.) (H)	57	67	(L)
6	Pacific (H)	56	62	(L)
10	Santa Clara (H)	46	61	(L)

- Game forfeited by San Jose State

* - WCAC Tournament

1962-63 (14-10)

COACH: Stu Inman

ASSISTANTS: Danny Glines & Bob Wendell

CAPTAINS: Dennis Bates & Bill Yonge

Nov.30	Portland (A)	60	43	(W)
Dec. 1	Portland (A)	66	48	(W)
6	San Francisco State (H)	52	43	(W)
7	UC Santa Barbara (A)	70	46	(W)
11	Fresno State (A)	42	56	(L)
14	San Fernando State (H)	70	52	(W)
17	(#10) Illinois (A)	64	90	(L)
19	Michigan (A)	52	60	(L)
20	Detroit (A)	76	82	(L)
26	* Pepperdine (N)	64	54	(W)
28	* Santa Clara (N)	65	62	(W)
30	* St. Mary's (Calif.) (N)	55	51	(W)
Jan. 5	Pacific (A)	42	41	(W)
11	Saint Mary's (Calif.) (A)	50	56	(L)
12	Loyola (Calif.) (H)	62	52	(W)
Feb. 2	Santa Clara (H)	55	57	(L)
8	Pepperdine (H)	67	60	(W)
15	Loyola (Calif.) (A)	48	56	(L)
16	Pepperdine (A)	63	80	(L)
22	USF (H)	49	48	(W)
23	Santa Clara (H)	57	77	(L)
Mar. 4	Saint Mary's (Calif.) (H)	60	59	(W)
6	USF (A)	46	51	(L)
9	Pacific (H)	61	43	(W)

* - WCAC Tournament

1963-64 (14-10)

COACH: Stu Inman

ASSISTANT: Danny Glines

CAPTAINS: Harry Edwards & Al Jancsi

Nov.30	UC Santa Barbara (A)	59	56	(W)
Dec. 6	Portland (H)	58	56	(W)
7	Portland (H)	74	61	(W)
13	Arizona (A)	44	63	(L)
14	UTEP (A)	37	53	(L)
18	San Diego (H)	75	41	(W)
20	Stanford (A)	50	56	(L)
26	* Loyola (Calif.) (N)	68	63	(W)
27	* UC Santa Barbara (N)	77	50	(W)
28	* Santa Clara (N)	58	55	(W)
Jan. 4	San Francisco State (A)	62	49	(W)
10	Loyola (Calif.) (A)	64	47	(W)
11	Pepperdine (A)	57	53	(W)
Feb. 3	UC Santa Barbara (H)	38	55	(L)
6	USF (H)	47	64	(L)
8	Santa Clara (H)	53	58	(L)
11	Saint Mary's (Calif.) (A)	49	48	(W)
15	Pacific (H)	58	50	(W)
21	Loyola (Calif.) (H)	63	62	(W)
22	Pepperdine (H)	54	55	(L)
28	USF (H)	46	48	(L)
29	Santa Clara (H)	67	54	(W)
Mar. 5	Saint Mary's (Calif.) (H)	42	48	(L)
7	Pacific (A)	49	62	(L)

* - WCAC Tournament



Season Scores (1965-1971)

1964-65 (14-10)

COACH: Stu Inman
ASSISTANT: Danny Glines
CAPTAIN: Ron Labetich

Dec. 3	Stanford (H)	59	61 (L)
7	Idaho (H)	77	67 (W)
12	Arizona (H)	66	59 (W)
18	Utah (A)	75	94 (L)
21	Utah State (A)	73	86 (L)
28	* Saint Mary's (Calif.) (N)	79	67 (W)
29	* USF (N)	57	60 (L)
30	* Pacific (N)	56	55 (W)
Jan. 8	(#8) USF (A)	53	77 (L)
9	Santa Clara (H)	65	83 (L)
16	UC Santa Barbara (A)	72	65 (W)
29	Wyoming (A)	70	92 (L)
Feb. 1	Nevada (A)	81	54 (W)
5	Loyola (Calif.) (A)	72	63 (W)
6	Pepperdine (A)	56	71 (L)
11	St. Mary's (Calif.) (H)	56	55 (W)
12	Pacific (A)	56	72 (L)
16	Santa Clara (H)	65	63 (W)
18	USF (H)	52	53 (L)
23	UC Santa Barbara (H)	73	55 (W)
25	Loyola (Calif.) (H)	67	62 (W)
27	Pepperdine (H)	82	68 (W)
Mar. 2	Pacific (H)	68	58 (W)
5	Saint Mary's (Calif.) (A)	64	58 (W)

* - WCAC Tournament

1965-66 (11-13)

COACH: Stu Inman
ASSISTANT: Danny Glines
CAPTAINS: Pete Newell & S.T. Saffold

Dec. 3	San Francisco State (H)	87	67 (W)
6	Stanford (A)	58	57 (W)
13	Nevada (H)	77	58 (W)
18	Utah (A)	57	88 (L)
21	Arizona State (A)	62	67 (L)
22	Arizona (A)	47	56 (L)
28	* Loyola (Calif.) (N)	67	62 (W)
29	* UC Santa Barbara (N)	56	69 (L)
30	* Pacific (N)	68	75 (L)
Jan. 8	UC Santa Barbara (H)	71	52 (W)
14	Pacific (A)	57	71 (L)
15	Saint Mary's (Calif.) (A)	61	57 (W)
29	California (A)	52	64 (L)
Feb. 3	Santa Clara (H)	74	69 (W)
5	USF (H)	65	81 (L)
11	Pepperdine (A)	101	79 (W)
12	Loyola (Calif.) (A)	66	64 (W)
18	Santa Clara (A)	72	94 (L)
19	USF (A)	74	75 (L)
22	UC Santa Barbara (A)	76	83 (L)
24	Pepperdine (H)	90	83 (W)
28	Loyola (Calif.) (H)	65	77 (L)
Mar. 2	Pacific (H)	73	77 (L) (OT)
5	Saint Mary's (Calif.) (H)	78	67 (W)

* - WCAC Tournament

1966-67 (9-15)

COACH: Dan Glines
ASSISTANT: Stan Morrison
CAPTAIN: Steve Schlink

Dec. 2	Arizona (H)	68	79 (L)
5	Arizona State (H)	66	62 (W)
9	+ CS Los Angeles (N)	67	79 (L)
10	+ Idaho State (N)	114	85 (W)
20	Nevada (A)	89	63 (W)
21	Nevada (A)	60	57 (W)
23	Utah (A)	77	102 (L)
28	* Loyola (Calif.) (N)	70	86 (L)
29	* Pepperdine (N)	94	88 (W)

30	* Santa Clara (N)	79	99 (L)
Jan. 7	UC Santa Barbara (A)	75	96 (L)
14	Pepperdine (H)	91	98 (L) (OT)
28	Loyola (Calif.) (H)	79	97 (L)
Feb. 1	Santa Clara (H)	75	91 (L)
3	USF (A)	60	72 (L)
9	St. Mary's (Calif.) (H)	92	74 (W)
11	Pacific (A)	60	107 (L)
18	UC Santa Barbara (H)	89	77 (W)
23	Santa Clara (H)	74	75 (L)
25	USF (H)	73	69 (W)
Mar. 3	Pacific (H)	64	75 (L)
4	St. Mary's (Calif.) (A)	68	64 (W)
10	Pepperdine (A)	99	102 (L)
11	Loyola (Calif.) (A)	65	82 (L)

+ - Knights of Columbus Tournament
* - WCAC Tournament

1967-68 (13-12)

COACH: Danny Glines
ASSISTANT: Stan Morrison
CAPTAINS: Dan McConnell & Jim Meyer

Dec. 1	Arizona (A)	59	94 (L)
2	Arizona State (A)	78	75 (W)
6	CS Hayward (H)	81	77 (W)
8	Nevada (H)	96	86 (W)
9	Nevada (H)	82	73 (W)
16	Oregon State (A)	52	67 (L)
18	Utah (A)	81	82 (L)
19	Utah State (A)	93	110 (L)
27	* New Mexico (N)	75	93 (L)
28	* Gonzaga (N)	88	68 (W)
Jan. 6	UC Santa Barbara (H)	75	63 (W)
11	St. Mary's (Calif.) (H)	76	69 (W)
13	Pacific (H)	80	72 (W)
30	Fresno State (A)	74	90 (L)
Feb. 2	Santa Clara (H)	84	82 (L)
3	USF (A)	58	85 (L)
9	Loyola (Calif.) (A)	72	83 (L)
10	Pepperdine (A)	101	83 (W)
17	UC Santa Barbara (A)	78	72 (W)
22	USF (H)	81	63 (L)
24	Santa Clara (H)	66	86 (L)
29	Loyola (Calif.) (H)	86	80 (W)
Mar. 2	Pepperdine (H)	106	81 (W)
8	St. Mary's (Calif.) (A)	74	86 (W)
9	Pacific (A)	74	75 (L) (OT)

* - Lobo Invitational

1968-69 (16-8)

COACH: Danny Glines
ASSISTANT: Stan Morrison
CAPTAIN: Tim Holman

Dec. 2	Fresno State (H)	69	72 (L)
4	(#19) California (A)	98	103 (L)
7	CS Hayward (A)	93	69 (W)
9	Nevada (A)	96	70 (W)
19	Tulsa (A)	84	89 (L)
21	Idaho State (A)	89	95 (L)
23	Utah State (A)	83	84 (L)
28	Connecticut (H)	96	83 (W)
30	Harvard (H)	91	75 (W)
Jan. 4	UC Santa Barbara (A)	63	54 (W)
10	Pepperdine (A)	76	68 (W)
11	Loyola (Calif.) (A)	85	80 (W)
16	USF (H)	71	58 (W)
18	(#3) Santa Clara (H)	49	62 (L)
Feb. 1	Nevada (H)	109	85 (W)
6	St. Mary's (Calif.) (H)	89	74 (W)
8	Pacific (H)	68	76 (L)
15	UC Santa Barbara (H)	85	77 (W)
21	(#2) Santa Clara (H)	73	69 (W)
22	USF (A)	75	66 (W)

28	Pacific (A)	73	80 (L)
Mar. 1	St. Mary's (Calif.) (A)	82	75 (W)
6	Loyola (Calif.) (H)	89	55 (W)
8	Pepperdine (H)	92	60 (W)

1969-70 (3-21)

COACH: Danny Glines
ASSISTANT: Stan Morrison
CAPTAINS: Coby Dietrick & Steve McKean

Dec. 3	Stanford (A)	72	84 (L)
5	Nevada (H)	81	61 (W)
6	Tulsa (A)	76	81 (L)
9	California (A)	62	67 (L)
12	Utah (A)	85	104 (L)
13	BYU (A)	77	92 (L)
19	Wyoming (A)	81	88 (L)
22	Colorado State (A)	65	91 (L)
26	* Creighton (N)	70	83 (L)
27	* Idaho State (N)	89	79 (W)
Jan. 3	Nevada (A)	76	55 (W)
9	CS-Los Angeles (H)	90	101 (L)
10	UC Santa Barbara (H)	57	64 (L)
27	CS Hayward (H)	79	81 (L) (OT)
30	CS Long Beach (A)	75	94 (L)
31	San Diego State (A)	74	85 (L)
Feb. 6	UC Irvine (A)	80	91 (L)
7	San Diego (A)	60	65 (L) (OT)
13	CS Long Beach (H)	81	97 (L)
14	San Diego State (H)	74	85 (L)
17	Fresno State (H)	68	80 (L)
20	Fresno State (A)	79	80 (L)
27	CS Los Angeles (A)	79	94 (L)
28	UC Santa Barbara (A)	87	104 (L)

* - Road Runners Classic

1970-71 (2-24)

COACH: Danny Glines
ASSISTANT: Dave Waxman
CAPTAIN: Pat Hamm

Dec. 1	Oregon (A)	65	95 (L)
5	Nevada (H)	86	79 (W)
8	California (A)	55	90 (L)
11	Wyoming (H)	58	76 (L)
12	UC Davis (H)	85	65 (W)
18	Arizona (A)	77	100 (L)
19	(#17) New Mexico State (A)	55	114 (L)
21	Washington State (H)	59	60 (L)
23	Pacific (H)	68	74 (L)
26	* (#16) Oregon (N)	65	79 (L)
28	* (#11) Indiana (N)	76	86 (L)
30	* Harvard (N)	75	89 (L)
Jan. 1	Columbia (H)	68	71 (L)
2	Nevada (A)	63	65 (L)
5	San Francisco State (A)	75	80 (L)
8	UC Santa Barbara (A)	61	81 (L)
9	CS Los Angeles (A)	58	90 (L)
27	Pacific (A)	87	103 (L)
29	San Diego State (H)	83	102 (L)
30	Long Beach State (H)	61	91 (L)
Feb. 12	San Diego State (A)	102	115 (L)
13	Long Beach State (A)	53	104 (L)
16	Fresno State (A)	83	108 (L)
19	Fresno State (H)	66	68 (L)
26	UC Santa Barbara (H)	64	77 (L)
27	CS Los Angeles (H)	86	92 (L)

* - Far West Classic

Season Scores (1972-1978)



1971-72 (11-15)

COACH: Ivan Guevara
ASSISTANT: Dave Waxman
CAPTAIN: Don Strong

Dec. 3	Utah (A)	59	87 (L)
6	Air Force (A)	74	67 (W)
7	Denver (A)	66	69 (L)
10	CS Hayward (A)	107	70 (W)
11	Nevada (A)	76	82 (L)
14	San Francisco State (A)	78	91 (L)
18	Stanford (A)	59	65 (L)
20	Creighton (A)	59	70 (L)
21	Purdue (A)	62	88 (L)
23	Nebraska (A)	63	80 (L)
28	UC Davis (A)	86	72 (W)
Jan. 3	Nevada (H)	102	62 (W)
7	UC Santa Barbara (A)	67	73 (L)
8	CS Los Angeles (A)	67	80 (L)
14	Fresno State (A)	78	79 (L)
22	California (H)	86	83 (W)
25	USF (H)	69	65 (W)
28	(#5) CS Long Beach (H)	72	73 (L)
29	San Diego State (H)	65	63 (W)
Feb. 5	Pacific (H)	72	70 (W)
11	CS Los Angeles (H)	84	73 (W)
12	UC Santa Barbara (H)	65	63 (W)
17	(#9) CS Long Beach (A)	51	88 (L)
19	San Diego State (A)	73	80 (L)
26	Fresno State (H)	80	72 (W)
Mar. 4	Pacific (A)	73	81 (L)

1972-73 (12-13)

COACH: Ivan Guevara
ASSISTANT: Dave Waxman
CAPTAIN: Johnnie Skinner

Nov.29	Humboldt State (H)	96	65 (W)
Dec. 5	CS Hayward (A)	76	67 (W)
8	Washington State (A)	65	74 (L)
9	Idaho (A)	73	53 (W)
11	Portland (A)	68	63 (W)
13	Nevada (H)	82	75 (W)
16	Stanford (A)	54	75 (L)
19	Purdue (A)	86	119 (L)
21	Duquesne (A)	85	95 (L)
23	St. Joseph's (Pa.) (A)	74	92 (L)
28	Santa Clara (H)	70	91 (L)
Jan. 5	(#5) CS Long Beach (H)	68	61 (W)
6	San Diego State (H)	52	50 (W)
12	CS Los Angeles (A)	86	65 (W)
13	UC Santa Barbara (A)	59	63 (L)
20	California (A)	58	79 (L)
26	(#16) USF (A)	63	82 (L)
Feb. 1	Fresno State (H)	90	66 (W)
7	Pacific (H)	58	55 (W)
10	Pacific (A)	65	73 (L)
15	(#3) CS Long Beach (A)	75	117 (L)
17	San Diego State (A)	73	76 (L)
24	Fresno State (A)	63	57 (W)
Mar. 2	UC Santa Barbara (H)	82	64 (L)
3	CS Los Angeles (H)	91	90 (W)

1973-74 (11-15)

COACH: Ivan Guevara
ASSISTANTS: Dave Waxman & Joe Jennum

Nov.30	Montana (H)	79	71 (W)
Dec. 1	San Diego (H)	66	59 (W)
8	San Francisco State (H)	93	70 (W)
11	Iowa State (A)	60	83 (L)
13	South Dakota (A)	94	86 (W)
15	North Dakota (A)	61	60 (W)
17	North Dakota State (A)	80	73 (W)
22	Gonzaga (H)	68	70 (L)
27	Ball State (H)	81	79 (W)
29	Nevada (A)	65	78 (L)
Jan. 2	St. Joseph's (Pa.) (H)	67	65 (W)
5	Santa Clara (H)	76	81 (L)

10	San Diego State (H)	81	69 (W)
12	(#9) CS Long Beach (H)	57	72 (L)
19	Weber State (H)	64	56 (W)
23	UC Santa Barbara (A)	62	81 (L)
26	California (A)	60	62 (L)
31	CS Los Angeles (A)	69	78 (L)
Feb. 2	Fresno State (H)	61	60 (W)
5	UC Santa Barbara (H)	68	74 (L)
7	Pacific (A)	65	72 (L)
16	Pacific (H)	66	67 (L)
21	Fresno State (A)	74	78 (L)
23	CS Los Angeles (A)	67	95 (L)
28	(#13) CS Long Beach (A)	60	84 (L)
Mar. 2	San Diego State (A)	71	73 (L)

1974-75 (16-13)

COACH: Ivan Guevara
ASSISTANTS: Dave Waxman, Joe Jennum & Tom Kissane
CAPTAIN: Don Orndorff

Nov.29	North Dakota (H)	87	79 (W)
30	South Dakota (H)	93	52 (W)
Dec. 3	Nevada (H)	75	76 (L)
6	Montana State (A)	72	60 (W)
7	Gonzaga (A)	71	63 (W)
9	Montana (A)	63	70 (L)
11	Idaho (H)	75	68 (W)
14	North Dakota State (H)	86	66 (W)
17	Nebraska (A)	80	66 (W)
19	DePaul (A)	73	75 (L) (OT)
21	Iowa (A)	105	103 (W) (OT)
26	Hawai'i (A)	63	64 (L)
28	Tulsa (N)	74	82 (L)
30	Florida (N)	83	80 (W)
Jan. 3	CS Hayward (A)	85	81 (W)
7	Chico State (H)	79	53 (W)
9	Portland State (H)	76	62 (W)
15	UC Davis (A)	55	66 (L)
23	Fresno State (A)	82	74 (W)
25	CS Long Beach (A)	66	72 (L)
28	California (A)	85	92 (L)
Feb. 1	Pacific (H)	92	75 (W)
6	CS Fullerton (H)	75	69 (W)
8	San Diego State (H)	77	73 (W)
13	San Diego State (A)	77	95 (L)
15	CS Fullerton (A)	79	81 (L)
20	CS Long Beach (H)	63	67 (L)
22	Fresno State (H)	69	73 (L)
Mar. 1	Pacific (A)	77	79 (L)

* - Rainbow Classic

1975-76 (17-10)

COACH: Ivan Guevara
ASSISTANTS: Hal Dohling & Bruce Randall
CAPTAINS: Earl Hogue & Ron Fair

Nov.28	Humboldt State (H)	92	45 (W)
29	Weber State (A)	82	98 (L)
Dec. 1	Idaho (A)	94	77 (W)
5	(#8) UCLA (A)	80	90 (L)
6	Montana State (H)	72	71 (W)
9	Montana (H)	67	61 (W)
13	Central Michigan (H)	82	78 (W)
20	(#12) Washington (A)	69	88 (L)
22	Portland State (A)	83	81 (W)
27	Loyola (Calif.) (H)	95	93 (W)
Jan. 3	Oregon (A)	51	68 (L)
6	Portland (H)	77	58 (W)
13	Santa Clara (A)	83	63 (W)
22	CS Long Beach (A)	61	63 (L)
24	Fresno State (A)	76	63 (W)
29	California (A)	82	80 (W)
31	Pacific (H)	87	71 (W)
Feb. 5	San Diego State (H)	71	73 (L)
7	CS Fullerton (H)	56	72 (L)
11	Hawaii (H)	77	76 (W) (OT)
12	CS Fullerton (A)	66	67 (L)
14	San Diego State (A)	82	74 (W)

19	Fresno State (H)	76	80 (L) (OT)
21	CS Long Beach (H)	71	62 (W)
24	Portland State (H)	84	83 (W)
28	Pacific (A)	65	63 (W)
Mar. 6	#San Diego State (N)	64	67 (L)

- PCAA Tournament game

1976-77 (17-12)

COACH: Ivan Guevara
ASSISTANTS: Hal Dohling & Earl White

Nov.26	Chico State (H)	79	75 (W) (OT)
27	Nevada (A)	77	80 (L)
29	+ Montana (A)	71	87 (L)
Dec. 1	Portland (A)	84	93 (L)
6	Ball State (A)	63	56 (W)
8	Illinois (A)	70	84 (L)
11	Illinois State (A)	82	101 (L)
22	(#7) UCLA (A)	74	89 (L)
29	UC Davis (H)	85	78 (W)
Jan. 3	Santa Clara (A)	69	73 (L)
6	CS Sacramento (H)	94	83 (W)
12	Illinois State (H)	79	75 (W)
14	Pacific (A)	67	60 (W)
20	CS Fullerton (A)	64	84 (L)
22	San Diego State (A)	60	88 (L)
25	UC Santa Barbara (H)	83	82 (W)
28	Humboldt State (H)	73	57 (W)
Feb. 1	Hawai'i (H)	74	62 (W)
3	Fresno State (H)	75	66 (W)
5	CS Long Beach (H)	75	68 (W)
10	CS Long Beach (A)	89	101 (L)
12	Fresno State (H)	65	55 (W)
17	UC Santa Barbara (A)	74	71 (W)
19	Pacific (H)	63	58 (W)
24	San Diego State (H)	64	73 (L)
26	CS Fullerton (H)	60	61 (W)
Mar. 2	UC Santa Barbara (H)	71	52 (W)
5	#San Diego State (N)	75	74 (W)
6	#CS Long Beach (N)	63	76 (L)

- PCAA Tournament game

+ - Game forfeited to SJSU by action of the PCAA

1977-78 (8-19)

COACH: Ivan Guevara
ASSISTANTS: Hal Dohling & Earl White
CAPTAIN: Tracy Haynes

Nov.26	Stanford (A)	80	81 (L) (OT)
Dec. 1	North Dakota (H)	90	82 (W)
6	Colorado (A)	62	75 (L)
9	* CS Long Beach (N)	84	94 (L)
10	* Kent State (N)	52	59 (L)
16	+ Santa Clara (A)	90	93 (L)
17	+ South Carolina (N)	55	76 (L)
20	Iowa State (H)	59	56 (W)
22	UCLA (A)	69	109 (L)
27	California (H)	76	74 (W)
30	Santa Clara (A)	77	105 (L)
Jan. 5	CS Sacramento (H)	76	69 (W)
12	CS Long Beach (H)	60	76 (W)
14	San Diego State (H)	66	68 (L)
19	CS Fullerton (A)	66	61 (L)
21	UC Santa Barbara (A)	67	70 (L)
26	Fresno State (H)	45	59 (L)
26	UC Irvine (A)	58	73 (L)
Feb. 2	Pacific (H)	78	69 (W)
4	Pacific (A)	73	74 (L)
9	UC Irvine (H)	70	67 (W)
11	Fresno State (A)	46	56 (L)
16	UC Santa Barbara (H)	68	66 (W) (OT)
18	CS Fullerton (H)	78	80 (L)
23	San Diego State (A)	77	81 (L)
25	CS Long Beach (A)	97	113 (L)
Mar. 2	#CS Fullerton (N)	78	88 (L)

* - Utah Classic

+ - Cable Car Classic

- PCAA Tournament game



Season Scores (1979-1984)

1978-79 (7-20)

COACH: Ivan Guevara
ASSISTANTS: Hal Dohling & Earl White
CAPTAIN: Mike Mendez

Nov. 25	California (A)	66	77 (L)
27	Stanford (H)	79	76 (W) (OT)
Dec. 1	* Arizona State (A)	74	89 (L)
2	Wichita State (A)	82	80 (W) (OT)
7	Iowa State (A)	73	91 (L)
9	North Dakota (A)	70	82 (L)
13	St. Mary's (Calif.) (H)	70	73 (L)
19	Colorado (H)	71	72 (L)
22	+ Tennessee (N)	68	73 (L)
23	+ Santa Clara (A)	85	102 (L)
26	Nevada (H)	57	75 (L)
Jan. 3	Humboldt State (H)	75	73 (W)
11	Fresno State (A)	51	53 (L) (OT)
13	Pacific (A)	72	86 (L)
18	UC Santa Barbara (H)	76	79 (L)
20	CS Long Beach (H)	74	85 (L)
25	Utah State (H)	101	85 (W)
27	Utah State (A)	69	84 (L)
Feb. 1	UC Irvine (H)	61	62 (L)
4	CS Fullerton (H)	84	80 (W)
8	CS Fullerton (A)	75	72 (W)
10	UC Irvine (A)	71	80 (L)
15	##UC Santa Barbara (A)	86	93 (L)
17	CS Long Beach (A)	80	92 (L)
22	Fresno State (H)	49	46 (W)
25	Pacific (H)	94	96 (L)
Mar. 1	#Utah State (N)	78	85 (L)

* - Fiesta Classic
+ - Cable Car Classic
- PCAA Tournament game
- Game forfeited to SJSU by action of PCAA

1979-80 (17-12)

PACIFIC COAST ATHLETIC ASSOCIATION
TOURNAMENT CHAMPION
NCAA TOURNAMENT PARTICIPANT
COACH: Bill Berry
ASSISTANTS: Tony Oddo & Phil Rosemurgy

Nov. 30	Missouri Western (H)	58	54 (W)
Dec. 3	Arizona (A)	70	72 (L)
5	Montana (H)	72	74 (L) (OT)
7	Portland (H)	72	73 (L) (OT)
15	Stanford (A)	67	66 (W)
18	St. Mary's (Calif.) (A)	61	57 (W)
21	* (#14) Virginia (N)	83	79 (W)
22	* Santa Clara (A)	77	62 (W)
26	+ North Texas State (N)	61	72 (L)
27	+ Oklahoma City (A)	75	77 (L)
28	+ St. Francis (N.Y.) (N)	78	63 (W)
Jan. 3	CS Sacramento (H)	90	46 (W)
10	Pacific (H)	65	59 (W)
13	Fresno State (H)	44	48 (L)
17	CS Long Beach (H)	64	61 (W)
19	##UC Santa Barbara (A)	66	76 (L) (OT)
24	Utah State (A)	92	95 (L)
27	Utah State (H)	69	67 (W)
31	UC Irvine (H)	82	47 (W)
Feb. 2	CS Fullerton (H)	72	69 (W)
7	CS Fullerton (A)	66	58 (W)
9	UC Irvine (A)	74	59 (W)
14	## UC Santa Barbara (H)	51	52 (L)
16	CS Long Beach (A)	74	82 (L)
23	Pacific (A)	73	83 (L)
28	# UC Santa Barbara (N)	73	66 (W)
29	#Utah State (N)	94	68 (W)
Mar. 1	#CS Long Beach (N)	57	55 (W)
6	@ (#16) Missouri (N)	51	61 (L)

* - Cable Car Classic
+ - All College Tournament
- PCAA Tournament game
- Game forfeited to SJSU by action of PCAA
@ - NCAA Tournament game

1980-81 (21-9)

NATIONAL INVITATIONTOURNAMENT (NIT)
PARTICIPANT
COACH: Bill Berry
ASSISTANTS: Phil Rosemurgy & Tony Oddo

Nov. 28	Sonoma State (H)	74	44 (W)
Dec. 1	Montana (A)	50	49 (W)
3	Portland (A)	61	67 (L)
6	South Dakota State (H)	76	55 (W)
9	CS Sacramento (H)	85	61 (W)
11	Idaho (A)	55	69 (L)
13	Idaho State (A)	69	58 (W)
20	Northern Arizona (H)	64	51 (W)
22	Duquesne (H)	82	60 (W)
28	UC Riverside (H)	59	39 (W)
Jan. 3	Nevada (A)	54	56 (L)
5	Loyola Marymount (A)	93	71 (W)
10	+ Athletes-in-Action (H)	63	49
15	Pacific (H)	58	50 (W)
17	Fresno State (H)	52	47 (W)
22	CS Fullerton (A)	49	43 (W)
24	UC Santa Barbara (A)	57	56 (W) (3OT)
29	Utah State (H)	69	64 (W)
31	Utah State (A)	82	71 (W)
Feb. 5	UC Irvine (A)	78	90 (L)
7	CS Long Beach (A)	50	60 (L)
12	CS Long Beach (H)	72	69 (W) (OT)
14	UC Irvine (H)	49	50 (L)
19	UC Santa Barbara (H)	68	44 (W)
21	CS Fullerton (H)	59	41 (W)
26	Fresno State (A)	52	62 (L)
28	Pacific (A)	69	59 (W)
Mar. 5	#CS Fullerton (N)	63	54 (W)
6	#CS Long Beach (N)	64	50 (W)
7	#Fresno State (N)	48	52 (L)
11	@UTEP (A)	53	57 (L)

+ - Exhibition game
- PCAA Tournament game
@ - NIT Tournament game

1981-82 (13-13)

COACH: Bill Berry
ASSISTANTS: Phil Rosemurgy & John Raynor

Nov. 28	CS Bakersfield (H)	41	42 (L)
30	CS Dominguez Hills (H)	72	52 (W)
Dec. 5	Northern Arizona (A)	57	60 (L)
7	Utah (A)	56	60 (L)
10	Sonoma State (H)	85	51 (W)
12	Loyola Marymount (H)	49	47 (W) (OT)
19	Idaho (H)	45	48 (L)
29	* Gonzaga (N)	60	55 (W)
30	* Eastern Montana (A)	54	53 (W)
Jan. 5	(#8) USF (A)	66	78 (L)
8	U.S. International (H)	75	65 (W)
14	Utah State (H)	56	49 (W)
16	Pacific (H)	57	56 (W)
22	CS Fullerton (A)	50	61 (L)
23	UC Santa Barbara (A)	72	65 (W)
26	(#19) Fresno State (A)	45	63 (L)
30	(#19) Fresno State (H)	36	47 (L)
Feb. 4	UC Irvine (A)	58	57 (W)
6	CS Long Beach (A)	45	47 (L)
11	UC Irvine (H)	61	68 (L)
13	CS Long Beach (H)	56	57 (L) (OT)
18	CS Fullerton (H)	62	57 (W)
20	UC Santa Barbara (H)	48	49 (L)
25	Utah State (A)	55	47 (W)
27	Pacific (A)	65	55 (W)
Mar. 3	#CS Long Beach (N)	68	71 (L)

* - KOA Classic
- PCAA Tournament game

1982-83 (14-15)

COACH: Bill Berry
ASSISTANTS: Dave Bollwinkel & Casey Rush

Nov. 27	##Puget Sound (H)	71	62 (W)
29	##Idaho State (H)	61	51 (W)
Dec. 3	Nevada (H)	81	92 (L)
6	Portland (A)	57	59 (L) (2OT)
9	Southern California (H)	54	72 (L)
11	(#5) UCLA (A)	71	94 (L)
22	##Loyola Marymount (H)	94	80 (W)
23	##San Diego (H)	66	61 (W)
28	+ (#8) Tennessee (N)	42	50 (L)
29	##+ Wagner (N)	74	67 (W)
Jan. 6	Pacific (A)	71	77 (L)
8	Utah State (A)	68	77 (L)
13	CS Fullerton (H)	73	60 (W)
15	UC Irvine (H)	81	78 (W)
18	Santa Clara (A)	62	49 (W)
22	UC Santa Barbara (A)	58	57 (W)
27	UC Irvine (A)	73	59 (W)
29	CS Fullerton (A)	57	77 (L)
Feb. 3	Pacific (H)	88	61 (W)
6	Fresno State (A)	50	63 (L)
10	Utah State (H)	65	76 (L)
12	CS Long Beach (H)	75	62 (W)
18	(#1) UNLV (A)	81	84 (L)
19	CS Long Beach (A)	69	83 (L)
24	Fresno State (H)	59	66 (L)
Mar. 3	(#9) UNLV (H)	61	67 (L)
5	UC Santa Barbara (H)	70	58 (W)
10	#Utah State (N)	80	66 (W)
11	#Fresno State (N)	47	53 (L) (OT)

+ - Las Vegas Holiday Classic
- PCAA Tournament game
- Game forfeited by SJSU by action of the PCAA

1983-84 (10-18)

COACH: Bill Berry
ASSISTANTS: Dave Bollwinkel & George Libbon

Nov. 29	San Francisco State (H)	55	42 (W)
Dec. 2	+ Stanford (A)	48	58 (L)
3	+ Fordham (N)	74	89 (L)
6	Sonoma State (H)	80	60 (W)
8	Southern California (A)	62	69 (L)
10	Santa Clara (H)	65	67 (L)
17	Nevada (A)	75	79 (L)
19	Loyola Marymount (A)	72	64 (W)
21	Portland (H)	55	53 (W)
Jan. 5	UC Santa Barbara (A)	58	56 (W)
7	CS Fullerton (A)	62	72 (L)
9	Pacific (H)	79	49 (W)
12	(#14) UNLV (H)	77	105 (L)
14	UC Irvine (H)	72	77 (L)
21	New Mexico State (A)	67	77 (L)
23	CS Long Beach (A)	52	63 (L)
28	Utah State (H)	70	79 (L)
Feb. 2	CS Fullerton (H)	50	49 (W)
4	Fresno State (A)	48	83 (L)
6	UC Santa Barbara (H)	59	56 (W)
9	UC Irvine (A)	53	64 (L)
12	(#4) UNLV (A)	76	88 (L)
16	New Mexico State (H)	59	55 (W)
18	CS Long Beach (H)	56	53 (W)
23	Utah State (A)	60	68 (L)
Mar. 1	Fresno State (H)	33	43 (L)
4	Pacific (A)	49	51 (L)
8	(#10) UNLV (N)	55	70 (L)

+ - Stanford Invitational
- PCAA Tournament game

Season Scores (1985-1990)



1984-85 (16-13)

COACH: Bill Berry

ASSISTANTS: Dave Bollwinkel, George Libbon

Nov.27	Portland (H)	81	82 (L) (3OT)
Dec. 1	Arizona (A)	44	79 (L)
3	San Diego (A)	63	65 (L)
5	CS Hayward (H)	77	57 (W)
8	Washington State (A)	58	60 (L) (OT)
21	Sonoma State (H)	84	42 (W)
22	Santa Clara (H)	74	67 (W)
28	+ Ohio (N)	67	62 (W)
29	+ Utah (A)	72	70 (W)
Jan. 3	UC Irvine (H)	93	71 (W)
5	UNLV (H)	65	80 (L)
7	Fresno State (A)	49	58 (L)
10	CS Fullerton (A)	97	92 (W) (4OT)
12	UC Santa Barbara (A)	74	55 (W)
19	Utah State (A)	75	80 (L)
21	Long Beach State (A)	73	67 (W)
26	CS Fullerton (H)	46	51 (L)
31	(#16) UNLV (A)	56	70 (L)
Feb. 2	UC Irvine (A)	77	78 (L)
4	Pacific (H)	78	46 (W)
7	New Mexico State (A)	69	59 (W)
9	CS Long Beach (H)	68	72 (L)
13	UC Santa Barbara (H)	57	54 (W)
21	Pacific (A)	55	84 (L)
23	Utah State (H)	83	78 (W) (2OT)
28	New Mexico State (H)	78	64 (W)
Mar. 2	Fresno State (H)	84	80 (W) (2OT)
7	#Utah State (N)	92	58 (W)
8	(#11) UNLV (N)	59	60 (L)

+ - Utah Classic

- PCAA Tournament game

1986-87 (16-14)

COACH: Bill Berry

ASSISTANTS: Dave Bollwinkel & Greg Graham

Nov.29	Portland (A)	49	54 (L)
Dec. 2	Stanford (H)	72	63 (W)
9	Southern California (A)	57	56 (W)
16	Santa Clara (H)	75	73 (W)
20	Arizona State (H)	66	67 (L)
22	CS Hayward (H)	60	66 (L)
26	+ Mississippi State (N)	62	57 (W)
28	+ Oregon (N)	64	69 (L)
29	+ Oregon State (N)	55	65 (L)
Jan. 3	CS Long Beach (H)	73	56 (W)
5	New Mexico State (H)	79	62 (W)
8	(#1) UNLV (A)	77	89 (L)
10	UC Irvine (A)	84	89 (L)
15	Pacific (A)	57	61 (L)
17	Fresno State (A)	62	41 (W)
22	UC Santa Barbara (H)	70	64 (W)
24	CS Fullerton (H)	62	53 (W)
29	New Mexico State (A)	43	72 (L)
31	Long Beach State (A)	71	59 (W)
Feb. 2	CS Fullerton (A)	60	62 (L)
5	UC Irvine (H)	95	70 (W)
7	(#1) UNLV (H)	74	83 (L)
14	Utah State (A)	86	91 (L) (OT)
19	UC Santa Barbara (A)	52	53 (L)
23	Fresno State (H)	49	48 (W)
26	Utah State (H)	81	73 (W)
28	Pacific (H)	70	65 (W)
Mar. 5	#New Mexico State (N)	71	54 (W)
6	#UC Santa Barbara (N)	70	69 (W)
7	(#1) UNLV (N)	69	94 (L)

+ - Far West Classic

- PCAA Tournament game

1988-89 (5-23)

COACH: Bill Berry

ASSISTANTS: Greg Graham & Eric Saulny

Nov.26	Sonoma State (H)	92	65 (W)
Dec. 2	+Army (N)	84	74 (W)
3	+Nebraska (A)	76	90 (L)
5	Creighton (A)	77	84 (L)
10	Stanford (A)	39	89 (L)
17	Boise State (H)	65	71 (L)
20	Santa Clara (H)	63	76 (L)
21	Eastern Washington (H)	93	75 (W)
23	USF (H)	81	67 (W)
30	(#12) UNLV (A)	68	101 (L)
Jan. 3	*Pacific (H)	76	72 (W)
5	*Fresno State (H)	54	61 (L)
8	*CS Long Beach (A)	64	70 (L)
10	*New Mexico State (A)	68	76 (L)
14	*UC Irvine (H)	62	71 (L)
16	*UC Santa Barbara (H)	48	69 (L)
19	*CS Fullerton (A)	60	82 (L)
28	*Utah State (A)	54	68 (L)
Feb. 2	*New Mexico State (H)	60	77 (L)
4	*CS Long Beach (H)	54	58 (L)
9	*UC Irvine (A)	69	91 (L)
11	*UC Santa Barbara (A)	49	70 (L)
16	(#18) UNLV (H)	66	95 (L)
18	*CS Fullerton (H)	69	70 (L) (OT)
23	*Utah State (H)	62	70 (L)
Mar. 2	*Fresno State (A)	59	73 (L)
5	*Pacific (A)	55	66 (L)
8	#Fresno State (N)	60	64 (L)

+ - Ameritas Classic

* - Big West Conference contest

- Big West Tournament game

1985-86 (16-12)

COACH: Bill Berry

ASSISTANTS: Dave Bollwinkel & Greg Graham

Nov.25	Sonoma State (H)	90	47 (W)
27	CS Hayward (H)	79	55 (W)
30	Arizona State (A)	66	72 (L)
Dec. 3	USF (H)	76	55 (W)
11	USF (A)	68	61 (W)
19	Santa Clara (A)	58	55 (W)
21	Washington State (H)	64	49 (W)
27	+ Mississippi State (N)	65	75 (L)
28	+ Idaho (N)	70	67 (W)
Jan. 2	UC Irvine (A)	67	72 (L)
4	(#13) UNLV (A)	60	106 (L)
6	Fresno State (H)	55	52 (W)
9	UC Santa Barbara (H)	76	63 (W)
11	CS Fullerton (H)	40	41 (L)
18	Utah State (A)	67	80 (L)
20	CS Long Beach (A)	72	62 (W)
23	Pacific (A)	64	60 (W)
25	Fresno State (A)	48	45 (W)
30	(#10) UNLV (H)	55	62 (L)
Feb. 2	UC Irvine (H)	71	55 (W)
6	New Mexico State (H)	78	74 (W)
8	CS Long Beach (H)	55	56 (L)
13	UC Santa Barbara (A)	63	66 (L)
15	CS Fullerton (A)	54	57 (L)
17	Utah State (H)	81	69 (W)
24	Pacific (H)	61	65 (L)
27	New Mexico State (A)	87	79 (W)
Mar. 6	#Pacific (N)	53	55 (L)

+ - Hoosier Classic

- PCAA Tournament game

1987-88 (14-15)

COACH: Bill Berry

ASSISTANTS: Greg Graham & Eric Saulny

Dec. 2	Sonoma State (H)	88	61 (W)
4	Chaminade (H)	83	56 (W)
5	Santa Clara (A)	69	77 (L)
11	+Auburn (N)	65	70 (L)
12	+Illinois-Chicago (N)	65	54 (W)
19	USF (H)	82	60 (W)
22	Michigan State (A)	68	82 (L)
28	(#17) Missouri (A)	61	85 (L)
Jan. 2	*Fresno State (A)	69	67 (W)
4	*Pacific (A)	79	74 (W)
7	*New Mexico State (H)	65	76 (L)
9	*CS Long Beach (H)	80	79 (W)
14	*UC Santa Barbara (A)	67	61 (W)
16	*UC Irvine (A)	77	98 (L)
21	(#8) UNLV (H)	83	95 (L)
23	*CS Fullerton (H)	65	60 (W)
26	Memphis State (A)	82	67 (W)
30	*Utah State (A)	85	114 (L)
Feb. 4	*CS Long Beach (A)	68	81 (L)
6	*New Mexico State (A)	59	77 (L)
13	*UC Santa Barbara (H)	64	65 (L)
15	*UC Irvine (H)	55	63 (L)
18	*CS Fullerton (A)	51	63 (L)
20	(#11) UNLV (A)	68	85 (L)
28	*Utah State (H)	96	95 (W) (OT)
Mar. 3	*Pacific (H)	80	59 (W)
5	*Fresno State (H)	69	62 (W)
9	#Pacific (N)	76	60 (W)
10	#Utah State (N)	72	80 (L)

+ - Fighting Illini Classic

* - PCAA contest

- PCAA Tournament game

1989-90 (8-20)

COACH: Stan Morrison

ASSISTANTS: John Stewart, Benny White,

John Coughran

CAPTAIN: Kenne Young

Nov.24	South Alabama (H)	61	64 (L)
27	Lamar (H)	50	51 (L)
Dec. 5	Drake (H)	47	65 (L)
8	Boise State (A)	57	61 (L)
11	TCU (H)	70	69 (W)
15	Santa Clara (A)	75	66 (W)
23	Idaho State (H)	65	57 (W)
29	#Michigan State (A)	61	88 (L)
30	#Arkansas-Little Rock (N)	80	90 (L)
Jan. 2	*UC Santa Barbara (A)	61	82 (L)
4	*UC Irvine (A)	75	69 (W)
6	(#10) UNLV (H)	80	100 (L)
13	*Utah State (A)	72	77 (L)
15	*CS Fullerton (H)	66	60 (W)
20	*Pacific (H)	71	78 (L)
25	*New Mexico State (H)	76	80 (L)
27	*CS Long Beach (H)	83	85 (L)
29	*Fresno State (A)	53	69 (L)
Feb. 1	*CS Fullerton (A)	84	90 (L) (OT)
5	(#12) UNLV (A)	69	105 (L)
10	*Utah State (H)	83	88 (L)
15	*Pacific (A)	63	50 (W)
17	*Fresno State (H)	61	59 (W)
22	*CS Long Beach (A)	80	84 (L)
24	(#24) New Mexico St. (A)	70	101 (L)
Mar. 1	*UC Irvine (H)	84	78 (W)
3	*UC Santa Barbara (H)	76	77 (L)
7	*Fresno State (N)	56	71 (L)

- Oldsmobile Classic

* - Big West Conference contest

\$ - Big West Conference Tournament



Season Scores (1991-1996)

1990-91 (7-20)

COACH: Stan Morrison

ASSISTANTS: Stan Stewart, Benny White, John Coughran

CAPTAINS: Troy Batiste, Charles Terrell

Nov.26	TCU (A)	49	66 (L)
28	Lamar (A)	67	95 (L)
Dec. 1	San Diego (A)	81	98 (L)
3	California (A)	53	93 (L)
5	Washington State (H)	70	69 (W)
20	Santa Clara (H)	63	69 (L)
22	Idaho State (A)	79	70 (W)
27	Nevada (H)	64	68 (L)
29	Nevada (A)	66	79 (L)
Jan. 2	*UC Santa Barbara (H)	62	70 (L)
4	*UC Irvine (H)	88	97 (L)
7	*UNLV (A)	65	93 (L)
9	*CS Fullerton (A)	78	91 (L)
14	*CS Fullerton (H)	80	70 (W)
17	*Fresno State (H)	94	92 (W) (OT)
19	*Pacific (H)	44	62 (L)
24	*New Mexico State (A)	58	88 (L)
26	*CS Long Beach (A)	66	65 (W)
31	*#(1) UNLV (H)	64	88 (L)
Feb. 2	*Utah State (A)	71	88 (L)
9	*Utah State (H)	62	69 (L)
11	*CS Long Beach (H)	71	68 (W)
14	*Pacific (A)	74	82 (L)
16	*Fresno State (A)	72	71 (W)
23	*#(15) New Mexico St. (H)	67	73 (L)
28	*UC Irvine (A)	81	86 (L) (OT)
Mar. 2	*UC Santa Barbara (A)	51	85 (L)

* - Big West Conference contest

1991-92 (2-24)

COACH: Stan Morrison

ASSISTANTS: Stan Stewart & John Coughran

Nov.26	Montana (H)	51	72 (L)
29	*#(14) Utah (H)	57	75 (L)
Dec. 7	Washington State (A)	57	81 (L)
9	Gonzaga (A)	56	61 (L)
14	San Diego (H)	54	62 (L)
21	Santa Clara (A)	61	60 (W)
23	Boise State (H)	68	80 (L)
28	California (H)	87	93 (L)
Jan. 2	*CS Long Beach (A)	65	68 (L)
4	*UC Santa Barbara (A)	78	86 (L) (OT)
11	*Pacific (A)	52	66 (L)
16	*New Mexico State (H)	73	81 (L)
18	*UNLV (H)	67	79 (L)
23	*Utah State (A)	63	80 (L)
27	*Fresno State (A)	51	64 (L)
30	*CS Fullerton (H)	64	76 (L)
Feb. 1	*UC Irvine (H)	58	52 (W)
8	*Pacific (H)	64	98 (L)
13	*#(15) UNLV (A)	39	83 (L)
15	*New Mexico State (A)	57	82 (L)
20	*Fresno State (H)	71	74 (L)
22	*Utah State (H)	79	84 (L)
27	*UC Irvine (A)	65	78 (L)
29	*CS Fullerton (A)	75	82 (L)
Mar. 5	*UC Santa Barbara (H)	64	92 (L)
8	*CS Long Beach (H)	80	93 (L)

* - Big West Conference contest

1992-93 (7-19)

COACH: Stan Morrison

ASSISTANTS: Stan Stewart & Brad Winslow

CAPTAINS: Kevin Logan, Daryl Scott

Dec. 1	Santa Clara (H)	56	71 (L)
3	Stanford (H)	56	52 (W)
5	Gonzaga (H)	76	73 (W) (OT)
10	Montana (A)	51	55 (L)
12	Montana State (A)	57	60 (L)
21	Drake (A)	43	66 (L)
26	Fresno State (H)	74	62 (W)
28	Utah (A)	47	60 (L)
Jan. 2	*CS Long Beach (H)	73	88 (L)
9	*Pacific (H)	61	74 (L)
14	*New Mexico State (A)	72	87 (L)
16	*#(18) UNLV (A)	77	84 (L)
23	*Nevada (H)	73	70 (W)
26	*Utah State (H)	80	79 (W) (OT)
28	*CS Fullerton (A)	61	66 (L)
30	*UC Irvine (A)	64	73 (L)
Feb. 6	*Pacific (A)	54	50 (W)
11	*#(12) UNLV (H)	74	80 (L)
13	*New Mexico State (H)	55	60 (L)
18	*Nevada (A)	64	68 (L)
20	*Utah State (A)	79	92 (L)
25	*UC Irvine (H)	62	67 (L)
27	*CS Fullerton (H)	60	58 (W)
Mar. 1	*UC Santa Barbara (H)	62	67 (L)
4	*CS Long Beach (A)	87	103 (L)
6	*UC Santa Barbara (A)	59	72 (L)

* - Big West Conference contest

1993-94 (15-12)

COACH: Stan Morrison

ASSISTANTS: Stan Stewart & Brad Winslow

CAPTAINS: Jason Allen, Terry Cannon

Nov.26	#Gonzaga (N)	98	87 (W)
27	#Stanford (A)	58	69 (L)
Dec. 1	Santa Clara (N+)	61	69 (L)
4	Fresno State (A)	69	67 (W)
7	Saint Mary's (Calif.) (H)	66	75 (L)
11	Loyola Marymount (H)	95	90 (W) (OT)
23	*#(16) Minnesota (H+)	53	66 (L)
30	Montana State (H)	74	69 (W) (OT)
Jan. 3	*Nevada (A)	82	78 (W) (OT)
5	*Utah State (A)	48	57 (L)
8	*Pacific (A)	67	69 (L)
15	*CS Long Beach (H)	71	78 (L)
17	*UC Santa Barbara (H)	72	50 (W)
20	*CS Fullerton (A)	69	63 (W)
22	*UC Irvine (A)	89	76 (W)
27	*#(25) New Mexico St. (H)	59	60 (L)
29	*UNLV (H)	92	77 (W)
Feb. 3	*UC Irvine (H)	72	67 (W)
5	*CS Fullerton (H)	84	82 (W)
10	*UC Santa Barbara (A)	62	53 (W)
12	*CS Long Beach (A)	66	73 (L)
19	*Pacific (H)	62	78 (L)
24	*Utah State (H)	64	67 (L)
26	*Nevada (H)	96	83 (W)
Mar. 3	*UNLV (A)	80	74 (W)
5	*New Mexico State (A)	71	67 (W) (OT)
11	**UNLV (N)	69	83 (L)

- Stanford Fry's Invitational (N+/H+) - Played at the San Jose Arena
* - Big West Conference contest
** - Big West Conference Tournament

1994-95 (4-23)

COACH: Stan Morrison

ASSISTANTS: Stan Stewart, Brad Winslow & Keith Moss

CAPTAINS: Mike Brotherton, Darren Greene

Nov.29	Loyola Marymount (A)	59	79 (L)
Dec. 3	Stanford (A)	52	68 (L)
6	Saint Mary's (Calif.) (A)	66	77 (L)
10	Fresno State (H)	65	71 (L)
21	Boise State (A)	61	70 (L)
23	*#(11) Minnesota (A)	68	115 (L)
29	*BYU (N)	61	74 (L)
30	#Alaska Anchorage (N)	70	66 (W)
Jan. 3	*Nevada (H)	56	58 (L)
5	*Utah State (H)	62	71 (L)
10	*Pacific (H)	50	71 (L)
14	*CS Long Beach (A)	44	62 (L)
16	*UC Santa Barbara (A)	51	69 (L)
19	*#CS Fullerton (H)	60	69 (L)
22	*UC Irvine (H)	74	85 (L)
26	*#(19) New Mexico State (A)	66	75 (L)
28	*UNLV (A)	59	80 (L)
Feb. 4	*Pacific (A)	56	73 (L)
9	*UC Santa Barbara (H)	66	71 (L)
11	*CS Long Beach (H)	70	83 (L)
16	*UC Irvine (A)	49	79 (L)
18	*CS Fullerton (A)	86	77 (W)
23	*New Mexico State (H)	91	86 (W) (OT)
25	*UNLV (H)	86	75 (W)
Mar. 2	*Utah State (A)	69	89 (L)
4	*Nevada (A)	70	82 (L)
9	**UNLV (N)	66	77 (L)

- Cable Car Classic, San Jose Arena, San Jose, Calif.
- Game forfeited to SJSU by action of the NCAA
* - Big West Conference contest
** - Big West Conference Tournament

1995-96 (13-17)

BIG WEST CONFERENCE TOURNAMENT CHAMPION

NCAA TOURNAMENT PARTICIPANT

COACH: Stan Morrison

ASSISTANTS: Stan Stewart, Keith Moss, Lossie Mitchell

CAPTAINS: Darren Greene, Roy Hammonds

Nov.28	Saint Mary's (H)	60	61 (L)
Dec. 1	Santa Clara (H+)	51	79 (L)
5	Fresno State (A)	68	92 (L)
8	+Ball State (N)	64	80 (L)
9	+SE Missouri State (N)	48	55 (L)
20	Portland (H)	87	79 (W)
23	Pepperdine (H)	76	80 (L)
27	Washington State (H)	74	90 (L)
Jan. 2	*CS Fullerton (A)	88	77 (W)
4	*UC Irvine (A)	70	78 (L)
8	*New Mexico State (H)	74	60 (W)
10	*UNLV (H)	66	64 (W)
13	*Nevada (A)	64	83 (L)
15	*Utah State (A)	58	60 (L) (OT)
20	*Pacific (A)	60	81 (L)
25	*CS Long Beach (H)	63	76 (L)
27	*UC Santa Barbara (H)	77	80 (L)
Feb. 1	*UNLV (A)	75	84 (L)
3	*New Mexico State (A)	73	74 (L)
8	*Utah State (H)	68	65 (W)
10	*Nevada (H)	96	91 (W)
17	*Pacific (H)	79	73 (W)
22	*UC Santa Barbara (A)	69	66 (W)
24	*CS Long Beach (A)	86	105 (L)
29	*UC Irvine (H)	81	70 (W)
Mar. 3	*CS Fullerton (H)	90	80 (W)
8	#Pacific (N)	77	57 (W)
9	#UC Irvine (N)	71	67 (W)
10	#Utah State (N)	76	75 (W) (OT)
14	\$(#2) Kentucky (N)	72	110 (L)

(H+) - San Jose Arena
+ - Illini/Pepsi Classic
* - Big West Conference contest
- Big West Tournament game
\$ - NCAA Tournament Midwest Regional 1st Round

Season Scores (1997-2002)



1996-97 (13-14)

COACH: Stan Morrison

ASSISTANTS: Stan Stewart, Keith Moss,
Bill McClintock

CAPTAINS: Tito Addison, Olivier Saint-Jean

Nov.24	Saint Mary's (A)	66	64	(W)
26	San Diego (H)	51	66	(L)
Dec. 1	Santa Clara (H+)	76	65	(W)
3	Pepperdine (A)	70	64	(W)
9	Cal Poly Pomona (H)	68	55	(W)
11	USF (H)	65	53	(W)
14	Portland (A)	92	88	(W-2OT)
22	Washington State (A)	54	95	(L)
27	+(#19) Alabama (H+)	60	59	(W-OT)
28	+Detroit Mercy (H+)	63	56	(W)
Jan. 2	*UNLV (H)	63	71	(L)
4	*Tulsa (H)	58	66	(L)
11	*Fresno State (A)	53	80	(L)
16	*Air Force (H)	62	45	(W)
23	*Wyoming (A)	59	75	(L)
25	*Colorado State (A)	76	80	(L)
30	*Hawaii'i (H)	74	87	(L)
Feb. 1	*San Diego State (H)	76	72	(W)
6	*Fresno State (H)	61	66	(L)
10	*(#21) Tulsa (A)	75	91	(L)
13	*Air Force (A)	88	77	(W)
15	*UNLV (A)	73	77	(L)
20	*Colorado State (H)	64	66	(L)
22	*Wyoming (H)	67	62	(W)
27	*San Diego State (A)	65	63	(W)
Mar. 1	*Hawaii'i (A)	76	83	(L)
4	**(#11) New Mexico (N)	70	103	(L)

(H+) – San Jose Arena

+ – Comerica Cable Car Classic

* – Western Athletic Conference contest

** – Western Athletic Conference Tournament game

1998-99 (12-16)

COACH: Phil Johnson

ASSISTANTS: Mike Kruszynski, Eddie Hill,
Gary Patterson

CAPTAINS: Shawn McCullough, Will Trawick

Nov.13	Arizona State (A)	49	68	(L)
18	Saint Mary's (Calif.) (A)	56	75	(L)
22	CS Northridge (H)	89	77	(W)
24	Pacific (A)	44	52	(L)
27	Menlo College (H)	77	36	(W)
Dec. 1	Santa Clara (N+)	73	74	(L) (2OT)
5	Montana (A)	79	52	(W)
9	CS Sacramento (H)	59	56	(W)
19	Eastern Washington (H)	63	47	(W)
22	Portland (H)	74	52	(W)
27	CS Fullerton (H)	84	59	(W)
30	UC Santa Barbara (A)	66	68	(L)
Jan. 2	Pepperdine (H)	46	65	(L)
7	*Fresno State (H)	91	64	(W)
13	*(#16) New Mexico (H)	81	82	(L) (OT)
16	*Texas El Paso (H)	64	63	(W) (OT)
21	*BYU (A)	44	75	(L)
23	*Utah (A)	54	70	(L)
28	*Hawaii'i (H)	70	55	(W)
30	*San Diego State (H)	82	57	(W)
Feb. 4	*Fresno State (A)	52	57	(L)
11	*(#25) New Mexico (A)	46	82	(L)
13	*Texas El Paso (A)	64	70	(L) (OT)
18	*(#12) Utah (H)	49	71	(L)
20	*BYU (H)	76	74	(W) (OT)
25	*Hawaii'i (A)	62	65	(L)
27	*San Diego State (A)	72	75	(L)
Mar. 2	**Rice (N)	61	64	(L)

(N+) – San Jose Arena

* – Western Athletic Conference contest

** – Western Athletic Conference Tournament game

2000-01 (14-14)

COACH: Steve Barnes

ASSISTANTS: Patrick Springer, Richard Lucas,
Don Funk

CAPTAINS: Billy Landram, Darnell Williams

Nov.18	CS Hayward (H)	70	64	(W) (OT)
21	UC Riverside (A)	58	55	(W) (OT)
26	Saint Mary's (Calif.) (A)	82	68	(W)
29	Santa Clara (H)	56	71	(L)
Dec. 2	Eastern Washington (A)	62	71	(L)
6	Warner Pacific (H)	80	41	(W)
9	Pepperdine (A)	60	62	(L)
16	Pacific (H)	62	56	(W)
20	CS Sacramento (A)	83	58	(W)
22	UC Santa Cruz (H)	58	49	(W)
30	UC Riverside (H)	51	50	(W)
Jan. 4	*SMU (A)	59	69	(L)
6	*TCU (A)	58	65	(L)
11	*Tulsa (H)	57	63	(L)
13	*UTEP (H)	67	71	(L)
20	*Hawaii'i (A)	64	65	(L) (OT)
25	*Tulsa (A)	60	76	(L)
27	*Rice (A)	54	44	(W)
Feb. 1	*Nevada (H)	71	47	(W)
3	*(#19) Fresno State (H)	75	86	(L)
8	*(#23) Fresno State (A)	57	82	(L)
11	*Nevada (A)	67	64	(W)
15	*Rice (H)	57	53	(W)
18	*SMU (H)	81	51	(W)
22	*UTEP (A)	52	72	(L)
24	*TCU (H)	91	90	(W) (OT)
Mar. 1	*Hawaii'i (H)	61	71	(L)
8	#Tulsa (A)	53	64	(L)

* – Western Athletic Conference contest

– Western Athletic Conference Tournament game

1997-98 (3-23#)

COACH: Stan Morrison

ASSISTANTS: Stan Stewart, Gary Patterson,
Bill McClintock

CAPTAIN: Marmet Williams

Nov.18	Pacific (H)	59	72	(L)
21	San Diego (A)	41	81	(L)
25	USF (A)	52	84	(L)
29	(#10) New Mexico (A)	57	86	(L)
Dec. 2	Santa Clara (N+)	49	65	(L)
10	#CS Sacramento (H)	60	49	(W)
18	Saint Mary's (Calif.) (H)	71	67	(W)
22	Colorado State (H)	41	58	(L)
27	Montana (H)	39	69	(L)
30	Northern Arizona (H)	64	77	(L)
Jan. 3	Loyola Marymount (A)	68	76	(L)
8	*SMU (A)	72	81	(L)
10	*TCU (A)	65	104	(L)
15	*Rice (H)	50	61	(L)
17	*Tulsa (H)	52	77	(L)
21	Colorado State (A)	52	81	(L)
29	*San Diego State (A)	75	88	(L)
31	*Hawaii'i (A)	62	68	(L)
Feb. 7	*(#22) TCU (H)	84	119	(L)
9	*SMU (H)	51	77	(L)
12	*Tulsa (A)	55	68	(L)
14	*Rice (A)	59	72	(L)
18	*Fresno State (H)	81	89	(L)
21	*Fresno State (A)	70	95	(L)
26	*Hawaii'i (H)	48	65	(L)
28	*San Diego State (H)	74	66	(W)

– game forfeited by San Jose State

(N+) – San Jose Arena

* – Western Athletic Conference contest

1999-2000 (15-15)

COACH: Steve Barnes

ASSISTANTS: Patrick Springer, Lorenzo Watkins

CAPTAIN: R.J. Powell

Nov.20	San Francisco State (H)	61	33	(W)
24	UC Santa Barbara (H)	62	41	(W)
27	Northern Arizona (A)	49	46	(W)
Dec. 1	Santa Clara (N+)	42	50	(L)
4	Portland (A)	39	47	(L)
7	California (A)	52	67	(L)
11	CS Fullerton (A)	44	68	(L)
13	Menlo College (H)	70	46	(W)
18	Saint Mary's (Calif.) (H)	54	45	(W)
21	#BYU-Hawaii (A)	75	56	(W)
22	#South Florida (N)	71	63	(W)
23	#Colorado State (N)	57	61	(L)
30	CS Northridge (A)	53	71	(L)
Jan. 3	Notre Dame (Calif.) (H)	71	64	(W)
8	Brown (H)	64	59	(W)
13	*TCU (H)	60	69	(L)
15	*SMU (H)	62	49	(W)
20	*(#15)Tulsa (A)	41	67	(L)
22	*Rice (A)	58	56	(W)
29	*Hawaii'i (A)	75	84	(L) (OT)
Jan. 3	*Fresno State (H)	76	82	(L) (OT)
5	*UTEP (H)	47	44	(W)
10	*SMU (A)	51	62	(L)
12	*TCU (A)	73	78	(L)
17	*Rice (H)	52	48	(W) (OT)
19	*(#13)Tulsa (H)	56	64	(L)
26	*Hawaii'i (H)	67	50	(W)
Mar. 1	*Fresno State (A)	74	77	(L)
4	*UTEP (A)	70	61	(W)
9	**TCU (N)	71	84	(L)

– Pearl Harbor Invitational

(N+) – Played at the San Jose Arena

* – Western Athletic Conference contest

** – Western Athletic Conference Tournament game

2001-02 (10-22)

COACH: Steve Barnes

ASSISTANTS: Patrick Springer, Tyson Aye,
Don Funk

CAPTAINS: David Granucci, Marion Thurmond

Nov.14	+Fairleigh Dickinson (N)	65	57	(W)
15	+North Carolina State (A)	56	78	(L)
16	+Northwestern (A)	51	59	(L)
21	CS Sacramento (H)	62	60	(W)
27	Santa Clara (A)	63	65	(L)
30	++Nebraska Omaha (N)	59	65	(L)
Dec. 1	++Iowa State (A)	64	62	(W)
5	Saint Mary's (H)	51	59	(L)
8	Pacific (A)	59	74	(L)
18	Notre Dame de Namur (H)	78	65	(W)
20	Vanguard (H)	70	72	(L)
22	Mount Saint Mary's (H)	91	72	(W)
27	*Nevada (H)	85	91	(L) (OT)
29	*Fresno State (H)	68	80	(L)
Jan. 3	*Boise State (A)	52	61	(L)
5	*UTEP (A)	65	66	(L)
10	*SMU (H)	66	68	(L)
12	*Louisiana Tech (H)	61	78	(L)
19	*Hawaii'i (H)	57	53	(W)
24	*Tulsa (A)	54	78	(L)
26	*Rice (A)	58	70	(L)
31	*UTEP (H)	67	62	(W)
Feb. 2	*Boise State (H)	62	51	(W)
7	*Louisiana Tech (A)	53	77	(L)
9	*SMU (A)	55	84	(L)
16	*Hawaii'i (A)	46	71	(L)
21	*Rice (H)	46	62	(L)
23	*Tulsa (H)	72	82	(L)
28	*Fresno State (A)	60	72	(L)
Mar. 2	*Nevada (A)	76	72	(W)
5	#Rice (N)	58	57	(W)
7	#Hawaii'i (N)	56	71	(L)

+ – BCA Tournament (Raleigh, N.C.)

++ – Cyclone Challenge (Ames, Iowa)

* – Western Athletic Conference contest

– Western Athletic Conference Tournament game

Season Scores (2003-2007)

2002-03 (7-21)

COACH: Phil Johnson

ASSISTANTS: Dennis Cutts, Eric Matthews,
Donald Williams

Nov.23	Washington State (A)	68	76	(L)
26	Menlo College (H)	98	73	(W)
30	Santa Clara (A)	71	69	(W)
Dec. 4	Saint Mary's (Calif.) (A)	62	94	(L)
7	CS Monterey Bay (H)	70	52	(W)
10	CS Sacramento (A)	70	72	(L)
14	CS Northridge (A)	67	92	(L)
21	Pacific (H)	61	70	(L)
28	Brown (H)	75	86	(L)
Jan. 2	*Boise State (A)	56	58	(L)
4	*UTEP (A)	68	80	(L)
9	*Louisiana Tech (H)	67	80	(L)
11	*SMU (H)	72	79	(L)
18	*Hawaii'i (H)	79	67	(W)
23	*Nevada (A)	59	86	(L)
25	*Fresno State (A)	48	59	(L)
30	*Tulsa (H)	58	57	(W)
Feb. 1	*Rice (H)	66	71	(L) (OT)
6	*SMU (A)	69	82	(L)
8	*Louisiana Tech (A)	60	65	(L)
15	*Hawaii'i (A)	55	54	(W)
19	*Fresno State (H)	70	74	(L) (2OT)
22	*Nevada (H)	66	74	(L)
27	*Rice (A)	52	65	(L)
Mar. 1	*Tulsa (A)	53	74	(L)
6	*UTEP (H)	74	73	(W) (OT)
8	*Boise State (H)	47	65	(L)
11	#UTEP (N)	80	86	(L)

* - Western Athletic Conference contest

- Western Athletic Conference Tournament game

2003-04 (6-23)

COACH: Phil Johnson

ASSISTANTS: Dennis Cutts, Eric Matthews,
Donald Williams

Nov.21	Pacific (A)	65	76	(L)
25	UC Santa Cruz (H)	87	41	(W)
29	Cal Poly (A)	62	70	(L)
Dec. 3	Santa Clara (H)	64	66	(L)
6	CS Northridge (H)	55	49	(W)
13	CS Sacramento (H)	85	77	(W) (OT)
19	+Northern Illinois (N)	53	41	(W)
20	+Baylor (N)	79	64	(W)
22	+BYU-Hawaii'i (A)	75	85	(L)
30	Harvard (H)	53	56	(L)
Jan. 3	*Nevada (H)	45	74	(L)
5	*Fresno State (H)	55	61	(L)
10	*Hawaii'i (H)	76	83	(L)
15	*Louisiana Tech (A)	62	73	(L)
17	*SMU (A)	58	73	(L)
22	*Boise State (H)	54	70	(L)
24	*UTEP (H)	72	82	(L)
29	*Tulsa (A)	70	86	(L)
31	*Rice (A)	49	82	(L)
Feb. 7	*Hawaii'i (A)	55	56	(L)
12	*SMU (H)	55	62	(L)
14	*Louisiana Tech (H)	56	53	(W) (OT)
19	*UTEP (A)	52	65	(L)
21	*Boise State (A)	51	72	(L)
27	*Rice (H)	55	61	(L)
29	*Tulsa (H)	64	65	(L)
Mar. 4	*Fresno State (A)	76	81	(L)
6	*Nevada (A)	45	74	(L)
9	#Louisiana Tech (N)	51	57	(L)

+ - Surf 'N Slam Tournament (Laie, Hawaii)

* - Western Athletic Conference contest

- Western Athletic Conference Tournament game

2004-05 (6-23)

COACH: Phil Johnson

ASSISTANTS: Dennis Cutts, Kevin Brown,
Ben Sanders

Nov.20	Pacific (H)	52	70	(L)
24	Montana State (H)	65	64	(W)
27	San Diego (A)	71	70	(W)
Dec. 1	Santa Clara (A)	60	73	(L)
4	Cal Poly (H)	69	50	(W)
7	San Diego (H)	60	74	(L)
11	Georgetown (A)	40	58	(L)
17	UC Irvine (H)	55	76	(L)
21	Montana State (A)	59	72	(L)
30	*Nevada (A)	55	70	(L)
Jan. 2	*Fresno State (A)	56	63	(L)
8	*Hawaii'i (A)	45	71	(L)
13	*Louisiana Tech (H)	88	87	(W)
15	*SMU (H)	69	77	(L)
20	*Boise State (A)	62	72	(L)
22	*UTEP (A)	65	69	(L)
27	*Tulsa (H)	76	69	(W)
29	*Rice (H)	90	85	(W)
Feb. 5	*Hawaii'i (H)	73	84	(L)
10	*SMU (A)	46	66	(L)
12	*Louisiana Tech (A)	55	72	(L)
16	*UTEP (H)	62	70	(L)
19	Drake (A)	57	73	(L)
21	*Boise State (H)	69	72	(L)
25	*Rice (A)	50	56	(L)
29	*Tulsa (A)	48	80	(L)
Mar. 3	*Fresno State (H)	55	74	(L)
5	*(#25) Nevada (H)	69	73	(L)
8	#Hawaii'i (N)	48	72	(L)

* - Western Athletic Conference contest

- Western Athletic Conference Tournament game

2005-06 (6-25)

COACH: George Nessiman

ASSISTANTS: Derrick Allen, Brent Davis,
Donald Williams

Nov.10	+Texas Tech (A)	54	88	(L)
11	+Portland (N)	82	53	(W)
20	Cal Poly (A)	72	57	(W)
23	San Diego (H)	79	68	(W)
29	Santa Clara (H)	46	47	(L)
30	California (A)	52	70	(L)
Dec. 3	UC Irvine (A)	58	68	(L)
7	Pacific (A)	63	81	(L)
10	CS Long Beach (A)	69	56	(W)
17	Drake (H)	64	82	(L)
21	CS Fullerton (H)	59	67	(L)
29	++Northern Illinois (N)	78	80	(L)
30	++Montana State (A)	71	75	(L)
Jan. 5	*Utah State (H)	56	67	(L)
7	*Nevada (H)	56	63	(L)
19	*Boise State (A)	65	68	(L)
21	*Idaho (A)	57	53	(W)
26	*Louisiana Tech (H)	55	75	(L)
28	*New Mexico State (H)	75	81	(L-OT)
Feb. 1	*Boise State (H)	75	77	(L)
4	*Hawaii'i (A)	68	83	(L)
9	*Idaho (H)	72	61	(W)
11	*Fresno State (A)	66	79	(L)
15	*Louisiana Tech (A)	63	74	(L)
18	UC Santa Barbara (H)	72	76	(L)
20	*New Mexico State (A)	61	66	(L)
23	*Fresno State (H)	80	87	(L)
25	*Hawaii'i (H)	60	61	(L)
Mar. 2	*(#24) Nevada (A)	60	83	(L)
4	*Utah State (A)	58	61	(L)
9	#Utah State (N)	69	76	(L)

+ - 2K Sports College Hoops

Coaches vs. Cancer Classic

++ - Holiday Station Stores Classic

* - Western Athletic Conference contest

- Western Athletic Conference Tournament game

2006-07 (5-25)

COACH: George Nessiman


ASSISTANTS: Derrick Allen, Brent Davis,
Donald Williams, Gary Stepan

Nov.10	UC Santa Barbara (A)	67	75	(L)
14	+Stanford (A)	52	73	(L)
15	+CS Long Beach (N)	67	86	(L)
21	Arizona State (A)	52	64	(L)
27	Santa Clara (A)	53	71	(L)
30	Saint Mary's (Calif.) (A)	60	78	(L)
Dec. 3	Cal Poly (H)	80	63	(W)
6	Brigham Young (A)	69	81	(L)
10	Portland State (H)	63	72	(L)
17	CS Long Beach (H)	67	76	(L)
23	CS Fullerton (A)	77	104	(L)
31	(#5) Duke (A)	51	70	(L)
Jan. 4	*Louisiana Tech (A)	56	92	(L)
6	*New Mexico State (A)	68	74	(L)
11	*(#19) Nevada (H)	63	72	(L)
13	*Fresno State (H)	64	61	(W)
20	*Utah State (H)	56	57	(L)
22	*Fresno State (A)	64	67	(L)
25	*Hawaii'i (A)	52	72	(L)
27	*New Mexico State (H)	78	85	(L)
Feb. 1	*Idaho (A)	68	65	(W)
3	*Utah State (A)	57	66	(L)
8	*Louisiana Tech (H)	53	50	(W)
10	*Boise State (H)	64	65	(L)
14	*(#11) Nevada (A)	60	68	(L)
17	Northern Arizona (A)	67	78	(L)
22	*Boise State (A)	64	83	(L)
24	*Hawaii'i (H)	55	67	(L)
Mar. 3	*Idaho (H)	62	57	(W)
6	#Idaho (N)	49	50	(L)

+ - CBE Classic

* - Western Athletic Conference contest

- Western Athletic Conference Tournament game



The last time the Spartans played a top-10 ranked team was on December 31, 2006 when San Jose State faced #5-Duke at Cameron Indoor Stadium.

NCAA Tournament Teams



San Jose State faced Brigham Young in a 1951 NCAA opening round game.

1951 Spartans


- Walt McPherson, Head Coach
 Bob Wuesthoff, Asst. Coach
 3 Jack Avina
 4 Mort Schorr
 5 Bobby Crowe
 6 Elmer Craig
 8 Dean Giles
 9 Ted Prescott
 10 Orville Johnson
 11 Lee Jensen
 12 Aaron Seandel
 13 Cornelius Barnes
 14 Lee Deming
 15 Bob Enzensperger
 16 George Clark
 17 Charles Crampton
 18 Duane Baptiste
 19 Carter Williams
 20 Billy Wilson



San Jose State faced Missouri in a 1981 NCAA Midwest Regional first round game.

1980 Spartans

- Bill Berry, Head Coach
 Phil Rosemurgy, Asst. Coach
 Tony Oddo, Asst. Coach
 10 Ron Chisholm
 14 Eddie Saunders
 15 David Byrd
 21 Grover Brown
 22 Phil Davis
 24 John Russo
 25 Mike Mendez
 30 Wally Rank
 32 Steve Swarbrick
 33 Mickey Jackson
 35 Doug Murrey
 40 Arthur Graham
 42 Sid Williams
 44 Dan Sullivan



San Jose State faced Kentucky in a 1996 NCAA opening round game.

1996 Spartans


- Stan Morrison, Head Coach
 Stan Stewart, Assoc. Coach
 Keith Moss, Asst. Coach
 Lossie Mitchel, Asst. Coach
 3 Olivier Saint-Jean
 5 Sam Allen
 11 LaRon Campbell-Hall
 12 Tito Addison
 14 Jahi Bacon
 21 Marmet Williams
 24 Kweli Baker
 31 Brad Quinet
 32 Roy Hammonds
 35 Rich Taylor
 41 Darren Greene
 42 Damon Lee
 50 Ken Kavanagh
 52 Craig Clark

In-Season Tournaments

YEAR	TOURNAMENT	FINISH
1958	Poinsettia Tournament, San Diego, Calif.	4th Place
1959	WCAC Tournament, San Francisco, Calif.	8th Place
1960	WCAC Tournament, San Francisco, Calif.	8th Place
1961	WCAC Tournament, San Francisco, Calif.	5th Place
1962	WCAC Tournament, San Francisco, Calif.	CHAMPION
1963	WCAC Tournament, San Francisco, Calif.	CHAMPION
1964	WCAC Tournament, San Francisco, Calif.	3rd Place
1965	WCAC Tournament, San Francisco, Calif.	4th Place
1966	Knights of Columbus Tournament, Portland, Ore.	3rd Place
	WCAC Tournament, San Jose, Calif.	6th Place
1967	Lobo Invitational, Albuquerque, N.M.	3rd Place
1969	Roadrunners Classic, Las Cruces, N.M.	3rd Place
1970	Far West Classic, Portland, Ore.	8th Place
1974	Rainbow Classic, Honolulu, Hawaii	7th Place
1977	Utah Classic, Salt Lake City, Utah	4th Place
1978	Fiesta Classic, Tempe, Ariz.	3rd Place
	Cable Car Classic, Santa Clara, Calif.	4th Place
1979	Cable Car Classic, Santa Clara, Calif.	CHAMPION
	All-College Tournament, Oklahoma City, Okla.	7th Place
1981	KOA Classic, Billings, Mont.	CHAMPION
1982	Las Vegas Holiday Classic, Las Vegas, Nev.	3rd Place
1983	Stanford Invitational, Stanford, Calif.	4th Place
1984	Utah Classic, Salt Lake City, Utah	CHAMPION
1985	Hoosier Classic, Indianapolis, Ind.	3rd Place
1986	Far West Classic, Portland, Ore.	5th Place
1987	Fighting Illini Classic, Champaign, Ill.	3rd Place
1988	Ameritas Classic, Lincoln, Neb.	2nd Place
1989	Oldsmobile Cutlass Classic, E. Lansing, Mich	4th Place
1993	Stanford Fry's Invitational, Stanford, Calif.	2nd Place
1994	Comerica Cable Car Classic, San Jose, Calif.	3rd Place
1995	Fighting Illini Classic, Champaign, Ill.	4th Place
1996	Comerica Cable Car Classic, San Jose, Calif.	CHAMPION
1999	Pearl Harbor Invitational, Laie, Hawaii	2nd Place
2001	BCA Invitational, Raleigh, N.C.	6th Place
2001	Cyclone Challenge, Ames, Iowa	Tied for 1st Place
2003	Surf 'N Slam Tournament, Laie, Hawaii	2nd Place
2005	2K Sports College Hoops Coaches vs. Cancer Classic Lubbock, Texas	3rd Place
2005	Holiday Station Stores Classic, Bozeman, Mont.	4th Place
2006	CBE Classic, Stanford, Calif.	4th Place



Wally Rank was the 1979 Cable Car Classic "Most Valuable Player."



Olivier Saint-Jean was the "Most Valuable Player" of the 1996 Comerica Cable Car Classic.



The Last Time



A PLAYER SCORED 30 OR MORE POINTS:

32, by Marquin Chandler, vs. Hawai'i, Feb. 5, 2005.

AN OPPONENT SCORED 30 OR MORE POINTS:

33, by Marcelus Kemp, Nevada, Jan. 11, 2007.

A PLAYER COLLECTED 20 OR MORE REBOUNDS:

21, by Chris McNealy, at Utah, Dec. 7, 1981.

AN OPPONENT COLLECTED 20 OR MORE REBOUNDS:

28, by Paul Millsap, Louisiana Tech, Feb. 15, 2006.

A PLAYER COLLECTED 10 OR MORE ASSISTS:

10, by Julian Richardson, at CS Long Beach, Dec. 10, 2005.

AN OPPONENT COLLECTED 10 OR MORE ASSISTS:

11, Shantay Legans, Fresno State, Jan. 5, 2004.

A PLAYER HAD 5 OR MORE STEALS:

6, by Carlton Spencer, vs. New Mexico State, Jan. 27, 2007.

AN OPPONENT HAD 5 OR MORE STEALS:

5, by Chris Devine, UC Santa Barbara, Nov. 10, 2006.

A PLAYER HAD 5 OR MORE BLOCKED SHOTS:

9, by Menelik Barbary, vs. Idaho, Mar. 6, 2007.

AN OPPONENT HAD 5 OR MORE BLOCKED SHOTS:

7, by Ahmet Gueye, Hawai'i, Feb. 24, 2007.

A PLAYER MADE 10 OR MORE FIELD GOALS:

11, by Menelik Barbary, vs. Nevada, Jan. 11, 2007.

AN OPPONENT MADE 10 OR MORE FIELD GOALS:

12, by Marcelus Kemp, Nevada, Jan. 11, 2007.

A PLAYER ATTEMPTED 20 OR MORE FIELD GOALS:

21, by Carlton Spencer, vs. Fresno State, Jan. 13, 2007.

AN OPPONENT ATTEMPTED 20 OR MORE FIELD GOALS:

23, by Marcelus Kemp, Nevada, Jan. 11, 2007.

A PLAYER MADE 10 OR MORE FREE THROWS:

13, by Demetrius Brown, at New Mexico State, Feb. 20, 2006.

AN OPPONENT MADE 10 OR MORE FREE THROWS:

12, by Cecil Brown, UC Santa Barbara, Feb. 18, 2006.

A PLAYER MADE 5 OR MORE 3-POINT FIELD GOALS:

5, by Julian Richardson, at Northern Arizona, Feb. 16, 2007.

AN OPPONENT MADE 5 OR MORE 3-POINT FIELD GOALS:

5, by Darin Nagle, Idaho, Feb. 1, 2007.

A PLAYER ATTEMPTED 10 OR MORE 3-POINT FIELD GOALS:

10, by Eric Bloom, at UTEP, Jan. 22, 2005.

AN OPPONENT ATTEMPTED 10 OR MORE 3-POINT FIELD GOALS:

12, by Stephen Sir, Northern Arizona, Feb. 16, 2007.

SAN JOSE STATE SCORED 100 OR MORE POINTS:

101 (101-85) vs. Utah State, Jan. 25, 1979.

A TEAM SCORED 100 OR MORE POINTS VS. SAN JOSE STATE:

104 (104-77), by Cal State Fullerton, Dec. 23, 2006.

SAN JOSE STATE SHOT AT LEAST 60 PERCENT FROM THE FIELD IN A GAME:

62.3 (33-of-53) vs. San Diego State, Jan. 30, 1999.

SAN JOSE STATE HAD THREE OR MORE PLAYERS WITH 10 OR MORE REBOUNDS IN A GAME:

13 by Cory Powell, 12 by Darnell Williams and 10 by Marion Thurmond, vs. Nevada, Feb. 1, 2001.

SAN JOSE STATE HAD FIVE PLAYERS WITH 10 OR MORE POINTS IN A GAME:

18 by Marquin Chandler, 14 by Eric Bloom, 11 by Michael McFadden and 10 each by Matt Misko and Donta Watson, vs. Boise State, Feb. 21, 2005.

SAN JOSE STATE HAD A PLAYER SCORE 30 OR MORE POINTS IN SUCCESSIVE GAMES:

33, vs. Rice on Jan. 29, 2005, and 32, vs. Hawaii on Feb. 5, 2005, by Marquin Chandler.

A TEAM SHOT AT LEAST 60 PERCENT FROM THE FIELD IN A GAME VS. SAN JOSE STATE:

65.9 (29-of-44), by Tulsa, Jan. 29, 2004.

SAN JOSE STATE WON BY 30 OR MORE POINTS:

46 (87-41) vs. UC Santa Cruz, Nov. 25, 2003.

SAN JOSE STATE LOST BY 30 OR MORE POINTS:

36 (92-56) by Louisiana Tech, Jan. 4, 2007.

SAN JOSE STATE WON FIVE OR MORE STRAIGHT GAMES:

5, Dec. 5, 1998 through Dec. 27, 1998.

SAN JOSE STATE WON AN IN-SEASON TOURNAMENT:


1996 Comerica Cable Car Classic.

SAN JOSE STATE APPEARED IN A POST-SEASON TOURNAMENT:

1996 NCAA Tournament Midwest Regional

SAN JOSE STATE BEAT A NATIONALLY-RANKED TEAM:

Alabama was ranked 19th in the Associated Press poll on Dec. 27, 1996, when San Jose State posted a 60-59 overtime win in the Comerica Cable Car Classic.



The skyline of downtown San Jose

Situated at the hub of Silicon Valley is San Jose – the third largest city in California and the 10th largest in the nation. San Jose, strategically located at the sunny, southern tip of the San Francisco Bay, is surrounded by rolling hills and striking mountains. San Jose’s vibrant and growing downtown is the setting for San Jose State University and the focus for important financial, commercial and arts communities.

“ San Jose is a confident and exciting city, full of optimism and opportunity. We treasure our past. We embrace our diversity. We nurture our future, in our children and through stewardship of our resources. People are proud to live here. Our city is committed to sustaining and improving the quality of life in every neighborhood, for every resident, now and in the future.” – www.sanjoseca.gov



San Jose offers a neighborhood feel in a metropolitan environment.

Regional growth and stability are complemented by an active cultural life. San Jose is the home of the Silicon Valley High Technology and the Children’s Discovery museums, the San Jose Museum of Art, San Jose Symphony, the San Jose-Cleveland Ballet, numerous galleries and arts centers, Opera San Jose, the Winchester Mystery House and other respected professional and community group theater groups.

Light rail and historic trolley lines, the 18,000-seat HP Pavilion at San Jose, convention facilities, shops and a diverse night scene add to the excitement. Reflecting the cultural richness of the community is a wide range of restaurants.

A reason the South Bay has grown so dramatically is its quality of life. The mild climate encourages an active and casual lifestyle. There are more than 100,000 acres of land for biking, rollerblading and other outdoor activities. Boasting nearly 300 days of sunshine and an average sum-

- 30 minutes from the Pacific Ocean
- Population - 945,000
- Average annual household income of \$84,857 according to *Money* magazine
- One of the top-25 “brainiest” cities in the country
- More college graduates per 100 residents than any other major U.S. city
- More home owners than any large city in the country
- Worker productivity is twice the national average
- Best public safety record of any large metropolitan area in the United States the last 10 years.
- International airports – San Jose, San Francisco and Oakland

mer temperature of 74 degrees, San Jose symbolizes the best California has to offer. The region’s 1.6-million residents enjoy recreational and entertainment opportunities year-round. Within a short drive are San Francisco, beaches from Santa Cruz to Carmel, the California coastal redwoods, Lake Tahoe and Yosemite National Park.



San Jose State University will host the 2010 NCAA Division I Men’s Basketball Championship First & Second Round at the 18,200-seat HP Pavilion in downtown San Jose.



San Jose State University, Silicon Valley's metropolitan university, is pre-eminent in broadly educating leaders and professionals for an increasingly complex and global society.

Located in the heart of the Silicon Valley, this university has aided the development of the computer industry and the resulting technological advances in our nation by providing the largest source of engineering, science and business graduates to Silicon Valley companies.

Graduating about 7,000 students annually, San Jose State University also provides the professional infrastructure for the region – from teachers to social workers to artists to law enforcement officers to nurses. The terms, “leaders and professionals,” describe not just the types of graduates who earn their degrees at San Jose State, but also the roles they assume in their communities and in their fields of endeavor.

San Jose State University's place in history is well-established. Founded in 1857, it was the first public institution of higher education on the West Coast. From its humble beginnings as a normal school to train teachers for the developing frontier, it has matured into a master's university offering 191 bachelor's and master's degrees.

The university's 30,000 students study in eight fully-accredited colleges: Applied Sciences and the Arts, Business, Education, Engineering, Humanities and the Arts, Science, Social Sciences and Social Work. One strength of the academic program is the broad general education curriculum that brings common elements -- critical thinking, writing and communication skills, and cultural pluralism -- to diverse studies. Academic strength also is seen in the university's nationally-recognized programs. Examples include the School of Music, the School of Art and Design, the School of Journalism and Mass Communications, the School of Nursing and the School of Library and Information Science.



In each discipline, quality teaching remains a priority. Tenured faculty teach introductory as well as advanced courses with an emphasis on small classes. Learning facilities include computer-equipped classrooms, the Western world's only undergraduate nuclear science facility and North America's largest Beethoven Center. Focusing on applied research, faculty receive a growing number of contracts and grants each year. From Moss Landing Marine Research Laboratory to the NASA Ames Research Center, faculty are exploring everything from the depths of the ocean to the surface of Mars.

San Jose State University also finds strength in its diversity. For first-generation students, it is a gateway to economic independence and social mobility. It is also an incubator of cultural and intellectual development and an opportunity for lifelong learning. Students range in age from first-time freshmen to college transfers to professionals seeking additional education. Student demographics – with ethnic pluralism – provide the benefits of multiple cultures and diverse student interests and activities. From residence life to athletic teams to social clubs to co-op jobs – student activities meet the needs of this diverse student body.



Some Notable

San Jose State University Alumni

Ben Nighthorse Campbell – former two-term U.S. Senator (Rep. - Colorado)

Dr. Harry Edwards – world-renowned sports sociologist

Robert Foster – Mayor of Long Beach, California

Mike Honda – U.S. Congressman (Dem.- California), 15th district

Pat Hughes – Chicago Cubs play-by-play broadcaster

Brigadier General Anthony Jackson – Deputy Commanding General, U.S. Marine Corps Forces Central Command

Mary Lyons, Ph.D. – University of San Diego president

Roger Maltbie – NBC TV Sports golf commentator

Jessica McClintock – fashion designer

Gordon Moore – Founder, Intel Corporation

Jenny Ming – President, Old Navy Clothing

Valerie Coleman Morris – CNN Financial News anchor/reporter

Stevie Nicks – singer, Fleetwood Mac

Dick & Tom Smothers – entertainers

Amy Tan – best-selling author

Peter Ueberroth – President of the U.S. Olympic Committee

David Willman – Pulitzer-Prize-winning writer for the *Los Angeles Times*

The Campus Village

In the fall of 2005, San Jose State University opened the doors of Campus Village to more than 2,279 students, faculty and staff.

Positioned on Tenth Street between San Carlos and San Salvador on the southeast corner of the main campus, the Campus Village will be a gateway to incredible academic resources and campus activities, the excitement of downtown San Jose, the opportunities of Silicon Valley, and some of the world's greatest recreational areas.

The Campus Village will include three buildings featuring apartment and suite-style living accommodations and a typical college dormitory experience. Campus Village will include recreational and study areas, a full-service computer lab, wireless internet access, an interactive gaming center, laundry facilities, meeting rooms, retail stores and underground parking for 700 vehicles.

Fully equipped nearby recreational facilities offer residents space to work out, swim, play basketball, volleyball, ping-pong or pool.

Hassle-free access to the main campus is another asset to the Campus Village. Walking to the Student Union or to The Event Center, home for the San Jose State University men's and women's basketball and women's volleyball teams, will be five minutes or less. Residents also can walk or bicycle to the Dr. Martin Luther King Jr. Library without crossing any streets.



The Campus Village anchors the southeast corner of the university's skyline.

The Dr. Martin Luther King, Jr., Library

The Dr. Martin Luther King, Jr., Library, located on the main campus of San Jose State University opened in August 2003.

A first-of-its-kind collaboration between a city and a university, the \$177-million, 475,000 square-foot library provides a center for life-long learning. Students, faculty and the community have access to the information they will need for educational and personal growth throughout their lives.

The 10-floor library features:

- 3,623 seats
- 1,800 seats wired for the internet
- 400 public computers
- 135 databases of information
- 4 computer instruction laboratories
- 112 workstations available in the computer instruction labs
- 37 group-project rooms

The collaborative design provides many opportunities for academic, cultural and community programs. Multilingual and special collections for San Jose's diverse ethnic groups are available. An adaptive technology area assures all people have the ability to access the information and databases available.



Students can walk from class to the library for study sessions and research work without crossing a street.

A nationally-acclaimed university:

- 10th best regional public university in the western United States – 2006 *U.S. News & World Report*, "America's Best Colleges"

- One of the top-100 nationally for the greatest number of Hispanic bachelor's degree graduates – *Hispanic Outlook in Higher Education*, "Top 100 Colleges for Hispanics," May 7, 2007.

Standing out from the rest

- San Jose State is the number one supplier of engineering, computer science and business graduates to Silicon Valley, the world's high tech capital.

- San Jose State awards nearly \$60-million in financial aid to 13,000 students each year.

- The Metropolitan University Scholar's Experience (MUSE) is a program aimed at helping first-year students succeed on campus. More than 1,000 incoming students participated in 2002-03.

- The annual Career Expo provides recruitment opportunities for nearly 2,000 students. In 2004, the university's Career Center was named one of the four best such facilities in California by the California Career Education Association. Over 300 employers visit the university annually to recruit students for available positions.

- San Jose State is believed to be the first university in the country to create a Mexican-American Studies Department.

- The nationally-recognized animation program is a collaborative effort between SJSU and technology, entertainment and telecommunications industry partners.

Don W. Kassing, University President



As president of San José State University, Don W. Kassing heads the oldest and one of the largest universities in the 23-campus California State University system. Appointed in 2004, Kassing has moved the university forward in several key areas. Under his leadership, the campus is engaged in university-wide strategic planning, with the goal of making San José State University a university of choice by 2010.



Since February 2006, he has accepted the three largest private donations to the university in its 150-year history:

- A \$10 million gift from alumni Donald and Sally Lucas for the graduate school of business,
- A \$15 million gift from alumnus Charles W. Davidson for the College of Engineering, and
- A \$10 million gift from alumna Connie Lurie for the College of Education.

"San Jose State makes an enormous difference in one of the best communities of America. I'm excited about the great future we are shaping together." - Don W. Kassing

As president and in his former role as vice president for administration and finance, Kassing led the development, construction and successful opening of two major campus facilities: the award-winning Dr. Martin Luther King, Jr. Library, based on a first-of-its-kind and highly successful partnership with the city of San José; and Campus Village, a state-of-the-art residence complex for students, faculty and staff, the largest such project in the California State University system, and the focus of a renewed sense of community on the campus.

Before his appointment to the presidency, Kassing had served for more than a decade as vice president for administration and finance and as chief financial officer. As CFO, he had responsibility for all business and financial affairs of the university. His previous 18 years in higher education included service as vice president for university relations and administrative services at Murray State University, in Kentucky, and vice president for development and public affairs at Western State College of Colorado. He also served for two years as president of the Granite City Campus of the Belleville Area College, Belleville, Illinois. Before that, he worked for 11 years in private industry, including eight years in corporate finance and operations management for Brown Group, Inc., and three years with General Motors Corporation.

Active in the community and region, Kassing serves on the following boards:

- * San José Sports Authority
- * United Way Silicon Valley
- * San José Chamber of Commerce
- * Silicon Valley Leadership Group
- * Joint Venture: Silicon Valley
- * Silicon Valley Higher Education Roundtable

He is also a member of the United Way Community Impact Committee.

Kassing holds an M.B.A. and a B.S. in economics from St. Louis University. He is married with three children and seven grandchildren.



President Don W. Kassing (left) greets Walt McPherson, San Jose State University's winningest men's basketball coach, at a reception in McPherson's honor.

San José State University does not discriminate on the basis of race, color, religion, national origin, sex, sexual orientation, marital status, pregnancy, age disability, disabled veteran's or Vietnam veteran's status. This policy applies to all San José State University student, faculty and staff programs and activities. Questions regarding this policy should be directed to the Director of the Office of Equal Employment/ Affirmative Action, San José State University, (408) 924-1115.

Tom Bowen, Director of Athletics

Tom Bowen was named San Jose State University's director of intercollegiate athletics on December 20, 2004. Under his leadership and with his vision for the department, San Jose State has established itself as a viable Division I-A intercollegiate athletics program with proven athletic, academic and financial successes to his credit.

At the core of Bowen's mission for San Jose State University athletics is building a "Culture of Champions" academically, athletically and in the community. To that end, the Notre Dame alum has overhauled the department's infrastructure; invested resources both in external and internal operations; initiated an enhanced website presence; and expanded marketing, promotions and advertising opportunities locally, regionally and nationally with the creation of Spartan Sports Properties.

With his fund raising acumen, Bowen has led the Spartan Foundation - the department's fund-raising component - to unprecedented development heights, capped by a department record \$1.5 million during the 2006-07 fund drive.



Tom Bowen and head coach George Nessman prior to the 2006 game at Duke University.

As an integral member of the University's presidential staff, he has created new short and long-term revenue streams for intercollegiate athletics and many other campus extra-curricular activities. His initiatives and leadership have created new energy department-wide and throughout the university. The university has benefited from Athletics' increasing visibility, receiving record donations during the 2006-07 time frame.

In 2006-07, football capped its finest season in nearly two decades, posting a 9-4 overall record and capturing the New Mexico Bowl championship.

Women's cross country and women's water polo, ranked sixth nationally in the final coaches' poll, turned in their best record in years. There were All-American performances in football and women's water polo. Men's basketball, football, women's swimming, women's volleyball and women's water polo players competed in national team or individual national competitions. For the second year in a row, a San Jose State player won the Western Athletic Conference women's golf individual title.

He has appointed new head coaches in football, men's basketball, women's basketball, men's golf, women's golf, women's swimming and diving, softball and women's volleyball. In 2005-06, San Jose State won the Western Athletic Conference

women's golf championship, recorded its highest finish ever at a NCAA regional championship in women's gymnastics, produced seven teams out of 16 with its best conference finish in years, and had WAC "Coaches of the Year" in women's golf and softball.

Bowen's vision for student-athlete success and excellence led to the creation of a Student Success Services component. Academic Progress Rate (APR) scores as measured by the NCAA have risen dramatically under his watch - a 42-point increase since his installation as director.

Bowen came to San Jose State after serving three years as the Director of Community Affairs for the San Francisco 49ers of the National Football League. He directed all of the team's fund-raising activities and was responsible for alumni and current player participation in the community. Also serving as the executive director of the 49ers Foundation, San Francisco was the first NFL franchise to implement an annual giving program.

His Division I experience at the collegiate level includes athletics administration positions at the University of California and Saint Mary's College in Moraga, Calif. As an assistant and associate director of athletics at the University of California from July 2000 through September 2002, he was responsible for athletic fund-raising. Bowen was credited with developing the first comprehensive planned giving program for the Golden Bears.

At Saint Mary's College, he was the Director of Foundations and Corporate Relations from May 1995 to January 1997 before being appointed to an associate director of athletics position by the president of the college. His grant proposal acumen helped raise \$6.1-million in academic funding for the institution. From January 1997 through April 2000, he managed the athletics department's budget, directed a corporate sponsorship program and interacted with the academic senate, faculty and university personnel on student-athlete issues.

His first professional leadership appointment in athletics was at De La Salle High School in Concord, Calif. From 1987 through 1995, he held the positions of assistant football coach and athletics director.

He is a Level 2 certified member of the College Athletic Business Management Association (CABMA), the National Association of Collegiate Directors of Athletics (NACDA) and the National Society of Fund Raising Executives.

The 1983 graduate of the University of Notre Dame played high school football at Moreau High in Hayward, Calif. He majored in theology/sociology and spent six years studying for the priesthood with the Holy Cross Fathers. Bowen went on to earn a master's degree in administration/education from the University of San Francisco in 1990.

An active member of the Bay Area community, he serves on the board of the San Jose Sports Authority. He is an adjunct professor at the University of San Francisco School of Sports Management and at San Jose State University's Department of Kinesiology where he teaches sports management classes. As a senior faculty member of the Capital Campaign Institute based in Minneapolis, Minn., from 1996 through 2002, he is a frequent guest lecturer at several Bay Area university campuses. Bowen continues to speak before major corporations headquartered locally on the topics of leadership, management and motivation.

The Denver, Colo., native and his wife, Mia, are the parents of three children: sons, Andrew and Peter, and daughter, McKenna.

Athletics Administration



Kellie Elliott
Deputy
Director of Athletics



Vince Otoupal
Senior Associate
Athletics Director



With 22 years of diverse and comprehensive leadership experience at the Professional, Collegiate and Olympic Sports level, Kellie Elliott is the Deputy Director of Athletics for San Jose State University. In her role as Deputy Director of Athletics, Elliott serves as the chief operating officer of the Spartans athletics department, coordinating the daily administrative operations with oversight in multiple areas.

The Stanford alumna supervises nine Spartan teams, with special emphasis on men's and women's basketball and a key financial role with football; oversees business and finance, student services, facilities, strength and conditioning, sports medicine and is the department point person for all human resources matters. As the Senior Women's Administrator, Elliott ensures the department's compliance within Title IX as well.

She also served as the Tournament Director for the 2007 NCAA Men's Basketball Championship San Jose Regional, hosted by San Jose State.

Prior to joining the Spartan athletics department in 2005, Elliott worked in a number of managerial and leadership roles at Stanford. She was a Project Manager of Stanford's \$30-million renovation of Maples Pavilion, the home of their basketball and volleyball programs. Elliott also worked in Alumni Relations and as the Director of Football Operations for Stanford.

From 2001-03, Elliott was President and Chief Executive Officer of the Huntsville Flight – a charter member of the NBA's National Basketball Development League. Her marketing and business acumen led to the Flight being a model franchise for the NBA, generating over \$600,000 in corporate sponsorship and leading the league in attendance with 6,572 fans per game.

Elliott's leadership was paramount in the success of the last two Olympic Games held in the United States. She was a regional operations manager for the 1996 Atlanta Summer Olympic Committee and a senior general manager for the 2002 Salt Lake City Winter Olympic Committee. Her team of workers in Atlanta was voted "Best Operational Management Team" by the senior directors of the Olympic committee. At Salt Lake City, she was responsible for operational planning and implementation at six of the 10 competition venues.

Elliott, and her husband, Steve, reside in the Bay Area.

Promoted to Senior Associate Athletics Director for Development and Donor Relations, Vince Otoupal oversees all aspects of San Jose State Athletics' revenue generation opportunities: corporate sales, fund-raising, ticket sales, marketing and development efforts, including the Spartan Foundation. The Spartan Foundation, the Athletics Department's volunteer fund-raising group, set a fund-raising record in 2007 with more than \$1.5 million dollars raised for Spartan student-athletes' scholarships.

Otoupal also supervises the Spartan baseball team.

Otoupal came to San Jose State in 2005 from the Stanford Athletics Department where he worked two stints for the Cardinal, 1998-2000 and 2002-05. He served as the Director of the Buck-Cardinal Club and Annual Giving, as a Major Gift Officer, and Project Manager for the acquisition of the Stanford Red Barn - Stanford's equestrian center. As a MBA student at the University of Oregon's Warsaw Sports Marketing Center, Otoupal also served as a consultant analyzing PAC-10 financial trends for the University of Oregon Athletics Department (2001-02).

An outside linebacker for the Stanford football team, he was a four-year letterwinner (1989-92) and named Captain of Special Teams. Otoupal played for former Spartan and Stanford coaches Jack Elway and Bill Walsh.

Following graduation, he joined the United States Marine Corps and achieved the rank of Captain in his five years of service for the United States Marine Corps as an infantry officer. Otoupal was awarded the Marine Corps' Certificate of Commendation and was a Recipient of the Navy and Marine Corps Achievement Medal.

Otoupal graduated from Stanford in 1993, majoring in political science and organizational behavior, and earned his M.B.A. from the University of Oregon in 2002.

He is a member of NAADD (National Association of Athletic Development Directors), NACDA (National Association of Collegiate Directors of Athletics), and the AFP (Association of Fund-raising Professionals).

He and his wife, Brady, reside in San Jose.

Stacy Martin Associate Athletics Director



A San Jose State alumna, Stacy Martin was appointed Associate Athletics Director for Business and Finance in May 2006. Martin has fiscal oversight for a department that includes 16 sports, 28 departments and 105 employees.

Martin joined the department in 2002. She spent one semester in the ticket office and then transferred to the business office in January 2003. Martin was promoted to Business Manager in 2004 where she remained until her promotion to her current position.

Martin is a member of CABMA (College Athletic Business Management Association), Beta Gamma Sigma (International Honors society for studies in Business), WISC (Women In Sports Careers), NACWAA (National Association Of Collegiate Women Athletic Administrators) and the Golden Key International Honor Society.

A four-time letterwinner and former captain of the Spartan women's gymnastics team, Martin has bachelor's and masters degrees from San Jose State University. The 2002 graduate majored in business administration and corporate financial management. She earned an M.B.A. in finance in 2005. While an undergraduate, Martin was recognized by "Who's Who Among Students" for her scholarship, leadership and service to the campus and community.

Etienne Thomas Associate Athletics Director



Etienne Thomas joined the San Jose State University staff in May 2003 as the director of compliance. She added the duties of associate athletics director in July 2006. As a sports supervisor in the Spartans' 16-sports program, she oversees men's and women's soccer and softball.

Thomas' background is rooted in compliance. She has worked at Howard University (2002-03) in Washington, D.C., Saint Paul's College (2001-02) in Lawrenceville, Va., and at North Carolina Central University (2001-02) in Durham, N.C. Her first position in athletics was as a compliance/general administration intern in the University of Iowa women's athletics department.

The 1996 graduate of North Carolina Central University majored in political science. She has completed coursework for a J.D. degree from The University of Iowa College of Law.

Active in NCAA professional activities, she has served her

universities as a delegate at the annual national convention. Thomas was an administrator at the 2004 NCAA Student-Athlete Leadership Conference. In 2006, she completed the 18-month NCAA Fellow Program.

Thomas holds memberships in the National Association of Collegiate Women Athletic Administrators (NACWAA), the Black Coaches Association (BCA), the National Association of Collegiate Directors of Athletics (NACDA), National Association of Athletics Compliance Coordinators (NAACC), and the National Association of Academic Advisors for Athletes (N4A).

She and her husband, Byron, live in Morgan Hill.

Tom Hastings Associate Athletics Director



Tom Hastings joined the San Jose State Athletics Department staff on October 9, 2006, as associate athletics director for media services. His title recently changed to associate athletics director for communications. In that role, Hastings supervises the sports information staff that coordinates communications, media services and public relations for San Jose State's 16 Division I sports. He also oversees the department's marketing and promotions efforts, video operations and official website (www.sjsuspartans.com), and is a sports supervisor for women's water polo and women's swimming and diving.

In March of 2007, Hastings was part of the San Jose State team that conducted the NCAA Men's Basketball Championship San Jose Regional at the HP Pavilion in San Jose. San Jose State will again serve as a host institution for the 2010 NCAA Men's Basketball Championship (first and second rounds).

Prior to joining the staff at San Jose State, Hastings served as the director of marketing for the National Strength and Conditioning Association (NSCA) in Colorado Springs, Colo. In that role, he directed all the marketing, public relations, merchandising, advertising, sponsorship and internet operations for the worldwide membership-based association.

Hastings spent seven years with the San Francisco 49ers as communications manager and manager of internet services. With the 49ers, he assisted in the creation and implementation of the 49ers' public relations departmental policies, procedures and operational guidelines.

Prior to his tenure with the 49ers, Hastings served as the assistant director of athletic media relations at his alma mater, the University of California, Santa Barbara. He is a member of CoSIDA, the Football Writers Association of America (FWAA) and the United States Basketball Writers Association (USBWA).

Hastings and his wife are the parents of three children.

Contact Directory (Area Code is 408)



University Administration

Don W. Kassing, President 924-1177
 Dr. Bill Campsey, NCAA faculty representative
 (campsey_b@cob.sjsu.edu) 924-3428

Athletics Administration

Tom Bowen, director of athletics
 (thomas.bowen@sjsu.edu) 924-1200
 Linda Ozaki, administrative assistant
 (linda.ozaki@sjsu.edu) 924-1233
 Kellie Elliott, deputy director of athletics
 (kellie.elliott@sjsu.edu) 924-1206
 Vince Otoupal, senior associate athletics director/development
 & donor relations (vince.otoupal@sjsu.edu) 924-1739
 Tom Hastings, associate athletics director/communications
 (tom.hastings@sjsu.edu) 924-1720
 Stacy Martin, associate athletics director/business & finance
 (stacy.martin@sjsu.edu) 924-1730
 Etienne Thomas, associate athletics director/
 director of compliance (etienne.thomas@sjsu.edu) 924-1514
 Mike Chisholm, assistant athletics director/broadcasting
 (mchishol@email.sjsu.edu) 924-1244
 Ken McDonald, assistant athletics director/Spartan Foundation
 executive director (ken.mcdonald@sjsu.edu) ... 924-1198
 Erika Mares, assistant athletics director/program advancement
 & branding affairs (erika.mares@sjsu.edu) 924-1447
 Eileen Daley, assistant athletics director/academics
 (eileen.daley@sjsu.edu) 924-2040
 Cindy Kato, student success services director
 (cindy.kato@sjsu.edu) 924-1537

Administrative Support Staff

Laurel DeMaria, stewardship & events coordinator .. 924-1692
 Aaron Dyes, business operations 924-1745
 Taylor Hanohano, director of equipment services ... 924-1267
 Doug Kelley, maintenance mechanic 924-1729
 Mike Lane, equipment manager 924-1258
 Tiffany Lofton, major gifts 924-3300
 Angie McKinnell, programs & projects coordinator. . 924-1298
 Jennifer Miller, compliance 924-1237
 Matt Miller, business operations 924-1462
 Paula Minklein, Spartan Foundation 924-1218
 Doug Osumi, video coordinator 924-1276
 Lydia Panayotidis, marketing coordinator 924-1697
 Whitney Rotrock, student services coordinator 924-1349
 Julie Stansberry, project coordinator 924-1201
 Justin Weaver, equipment manager 924-1259
 Matt Witty, business manager 924-1312

Media Relations (FAX - 924-1291)

Tom Hastings, associate athletics director/media services
 (tom.hastings@sjsu.edu) 924-1720
 Hastings' cell phone 829-8500
 Lawrence Fan, sports information director
 (lrfan@email.sjsu.edu) 924-1217
 Fan's cell phone 768-3424
 Amy Villa, associate sports information director
 (eberhard@email.sjsu.edu) 924-1216
 Doga Gur, assistant sports information director
 (doga.gur@sjsu.edu) 924-1211

Spartan Ticket Office (Toll Free - 1-877-SJSUTIX)

Darren Coelho, co-ticket manager
 (darren.coelho@sjsu.edu) 924-SJTX
 Michael Beaubien, co-ticket manager
 (michael.beaubien@sjsu.edu) 924-SJTX

Spartan Sports Properties

Brian McKinnell
 (bmckinnell@spartansportsproperties.com) 924-2790
 Randy Gabler (rgabler@spartansportsproperties.com) 924-2791

Sports Medicine/Medical Staff

Jeb Burns, associate head athletic trainer 924-1256
 Scott Shaw, associate head athletic trainer 924-1297
 Tatum Carroll, assistant athletic trainer 924-1470
 Dr. Michael Henehan, team physician 995-5453
 Dr. Dan Haber, team physician 297-3484

Strength & Conditioning

Chris Holder, director 924-1304
 Jeremy Layport, assistant coach 924-1392
 Ben Cobian, assistant coach 924-1304

Student Success Services

Cindy Kato, director 924-1537
 Drew Agbay, academic advisor 924-1576
 Sandi Smith, academic advisor 924-2461

Men's Basketball Office (FAX - 924-1694)

George Nessman, head coach 924-1245
 (george.nessman@sjsu.edu)
 Brent Davis, assistant coach 924-1222
 (brent.davis@sjsu.edu)
 Donald Williams, assistant coach 924-1221
 (donald.williams@sjsu.edu)
 Tim Marrion, assistant coach 924-1223
 (tim.marrion@sjsu.edu)
 Durwood McCoy, director of men's basketball 924-1316
 operations (durwood.mccoy@sjsu.edu)

Head Coaches

Augie Argabright (14th year), men's & women's cross country
 924-1465
 Oscar Crespo (1st year), women's volleyball 924-1242
 Pam DeCosta (1st year), women's basketball 924-1241
 John Dormann (3rd year), women's golf 924-1250
 Sage Hopkins (3rd year), women's swimming 924-1225
 John Kennaday (3rd year), men's golf 924-1251
 George Nessman (3rd year), men's basketball 924-1232
 Anh-Dao Nguyen (16th year), women's tennis 924-1327
 Sam Piraro (21st year), baseball 924-1255
 Dave Siracusa (4th year), women's soccer 924-1718
 Gary St. Clair (18th year), men's soccer 924-1261
 Dick Tomey (3rd year), football 924-1266
 Lou Tully (12th year), women's water polo 924-1523
 Peter Turner (2nd year), softball 924-1253
 Wayne Wright (7th year), women's gymnastics 924-1390



Athletics Staff & Head Coaches



**DREW
AGBAY**
*Student Success
Services*



**MICHAEL
BEAUBIEN**
Co-Ticket Manager



JEB BURNS
*Associate Head
Athletic Trainer*



**DR. BILL
CAMPSEY**
*NCAA Faculty
Representative*



**TATUM
CARROLL**
Athletic Training



**MIKE
CHISHOLM**
*Assistant Athletics
Director/
Broadcasting &
Marketing*



**BECKY
CISNEROS**
Athletic Training



BEN COBIAN
*Strength &
Conditioning*



**DARREN
COELHO**
Co-Ticket Manager



**EILEEN
DALEY**
*Assistant Athletics
Director/
Academics*



**LAUREL
DeMARIA**
*Stewardship &
Events*



**AARON
DYES**
Business Office



**LAWRENCE
FAN**
*Sports Information
Director*




**TIM
FURLONG**
*Game Management
& Facilities*



**RANDY
GABLER**
*Spartan Sports
Properties*



**DOGA
GUR**
Sports Information



**DR. DAN
HABER**
Team Physician



**TAYLOR
HANOZANO**
*Director of
Equipment Services*



**SUMMER
HAYNES**
*Strength &
Conditioning*



**DR. MICHAEL
HENEHAN**
Team Physician



**CHRIS
HOLDER**
*Director of
Strength &
Conditioning*



CINDY KATO
*Student Success
Services Director*



MIKE LANE
Equipment



**JEREMY
LAYPORT**
*Strength &
Conditioning*



PAUL LEUNG
*Information
Technology*



**TIFFANY
LOFTON**
Major Gifts



**MYRON
MACK**
Compliance



ERIKA MARES
*Assistant Athletics
Director/
Program
Advancement &
Branding*



**KEN
McDONALD**
*Assistant Athletics
Director/
Spartan Foundation
Executive Director*



**ANGIE
McKINNELL**
*Programs & Projects
Coordinator*



**BRIAN
McKINNELL**
*Spartan Sports
Properties*



**JENNIFER
MILLER**
*Compliance
Coordinator*

Athletics Staff & Head Coaches



MATT MILLER
Business Office



PAULA MINKLEIN
Spartan Foundation



YOSUKE MURASHIMA
Athletic Training



DOUG OSUMI
Video Coordinator



LYDIA PANAYOTIDIS
Marketing Coordinator



JOHN RALSTON
Assistant Athletics Director



WHITNEY ROTROCK
Student Services Coordinator



SCOTT SHAW
Associate Head Athletic Trainer



CHRIS SKIDMORE
Compliance



SANDI SMITH
Student Success Services



JULIE STANSBERRY
External Operations



MICHAEL THOMAS
Athletic Training



AMY VILLA
Sports Information



JUSTIN WEAVER
Equipment Manager



JASON WIRE
Athletic Training



MATT WITTY
Business Manager



AUGIE ARGABRIGHT
Men's & Women's Cross Country Head Coach



OSCAR CRESPO
Women's Volleyball Head Coach



PAM DeCOSTA
Women's Basketball Head Coach



JOHN DORMANN
Women's Golf Head Coach



SAGE HOPKINS
Women's Swimming & Diving Head Coach



JOHN KENNADAY
Men's Golf Head Coach



GEORGE NESSMAN
Men's Basketball Head Coach



ANH-DAO NGUYEN-CHURCH
Women's Tennis Head Coach



SAM PIRARO
Baseball Head Coach



DAVE SIRACUSA
Women's Soccer Head Coach



GARY ST. CLAIR
Men's Soccer Head Coach



DICK TOMEY
Football Head Coach



LOU TULLY
Women's Water Polo Head Coach



PETER TURNER
Softball Head Coach




WAYNE WRIGHT
Women's Gymnastics Head Coach

Culture of Champions


- 7 Olympic Games gold medal winners
- 10 NCAA team championships – most by any current Western Athletic Conference school
- 50 NCAA Division I individual champions – most by any current Western Athletic Conference school
- In the last five years, the San Jose State University baseball, women’s cross country, women’s golf, women’s gymnastics, men’s soccer and football teams have competed in NCAA Championship action.
- A winning record in post-season football bowl games including a victory in the 2006 New Mexico Bowl.
- The 2000 San Jose State University baseball team advanced to the College World Series.
- In the last five years, the San Jose State women’s water polo, men’s soccer, women’s golf and baseball teams were nationally-ranked in the top-20.
- National team members in the sports of football, softball, women’s volleyball and water polo.
- Current head coaches from the sports of men’s soccer, baseball, women’s gymnastics, and women’s golf have been named the conference “Coach of the Year.”




San Jose State participated in the 2000 College World Series.



During the 2006-07 year, Dwight Lowery (left) was a first-team All-America cornerback and Beth Harberts (right) was a third-team All-America water polo player for San Jose State.




Olivier Saint-Jean became Tariq Abdul-Wahad in 1997. The former first-round draft choice was on the 2004-05 Dallas Mavericks’ roster.



Kevin Frandsen is an infielder for the San Francisco Giants.




Juli Inkster is one of two Spartans in the LPGA Hall of Fame.




Lee Evans set a world and Olympic Games record winning the 400-meter dash at the 1968 Olympics.



Tommie Smith (center) and John Carlos (right) are on the victory stand following Smith’s world and gold medal record-setting performance at the 1968 Olympics Games in Mexico City.



Peter Ueberroth was commissioner of Major League Baseball from 1984 through 1989. He was the President of the Los Angeles Olympic Organizing Committee that ran the 1984 Summer Olympics.



The late-Bill Walsh coached the San Francisco 49ers to three Super Bowl victories in 10 seasons and is a member of the Pro Football Hall of Fame.



Patty Sheehan is a member of the LPGA Hall of Fame.



Joe Nedney has scored more points (785) than any other Spartan football player who played in the NFL. In his 13th season, he kicks for San Francisco.




Two-time All-American Arron Oberholser won the 2006 AT&T Pebble Beach Pro-Am and is one of the PGA Tour's top money winners.

C.J. Brown (right) played on the U.S. National men's soccer team from 1998 through 2003. In 2007, he completed his 10th MLS season and is the all-time leader in games played for the Chicago Fire.



Ken Venturi was the 1964 U.S. Open men's golf champion and Sports Illustrated's "Man of the Year."



Dick Vermeil is the only football head coach with wins in a Rose Bowl and a Super Bowl.

Spartan Alums Active in Selected Professional Sports

Major League Baseball (MLB)

Kevin Frandsen, IF, San Francisco Giants

Gary Hughes, Special Asst. to the G.M., Chicago Cubs

Randy Johnson, Special Asst. to the G.M., Oakland A's

National Football League (NFL)

John Broussard, WR, Jacksonville Jaguars

Rashied Davis, WR, Chicago Bears

Jeff Garcia, QB, Tampa Bay Buccaneers

James Jones, WR, Green Bay Packers

Joe Nedney, K, San Francisco 49ers

Tyson Thompson, TB, Dallas Cowboys

Gill Byrd, Assistant Coach, Chicago Bears

Al Saunders, Assistant Coach,

Washington Redskins

James Saxon, Assistant Coach,

Kansas City Chiefs

Men's Golf

Bob Eastwood (Champions Tour)

Arron Oberholser (PGA Tour)

Mark Wiebe (Champions Tour)

Women's Golf (LPGA)

Dina Ammaccapane

Tracy Hanson

Pat Hurst

Juli Inkster

Janice Moodie

Major League Soccer (MLS)

C.J. Brown, Chicago Fire



The Koret Athletic Training Center

The Koret Athletic Training Center, opened in November 2001, is a state-of-the-art facility that encompasses over 10,000 square-feet of training space and is located adjacent to Spartan Stadium, the athletic locker rooms and the football practice field.

The Koret Athletic Training Center also contains a 1,000-square-foot rehabilitation and training room that services physical therapy and sports-specific rehabilitation. The facility enables the sports medicine staff of athletic trainers, doctors, and physical therapists to provide the best possible care to help prevent and rehabilitate injuries.

“Our Philosophy”

- We teach a hands-on approach where the student-athlete is expected to develop a comprehensive understanding of not only the How’s, but also the Why’s of our program.
- We teach correct movement patterns to optimize efficiency and performance.
- Our program design is centered on ground-based, free weight, multi-joint movements that will transfer to the playing field and keep our student-athletes out of our sports medicine facility.
- Our primary concern is the development of speed in all our sports.
- We develop speed and flexibility through strength.
- Our speed program consists of functional and straight-line speed training. Functional means acceleration, deceleration and change-of-direction work.
- We train through an entire range-of-motion in all lifts to enhance active flexibility, develop strength to prevent injury, and unlock joints with mobility issues.
- Olympic-based movements are utilized for speed of movement, active flexibility and dynamic stability.
- Squats and deadlifts have a permanent home in our program for developing hip strength and back stability. Single-leg variations are used to fix strength imbalance and lateral deficits.



“The Koret Athletic Training Center is one of the ‘crown jewels’ of the San Jose State University athletics program. The sheer size of the facility stops you in your tracks. We have everything a strength and conditioning program could conceivably need at our fingertips. Our student-athletes and coaches are truly blessed to have such a beautiful facility.” – Chris Holder, San Jose State director of strength & conditioning

Jeff Garcia Hall of Champions



The Jeff Garcia Hall of Champions is the latest addition to the San Jose State Athletics Department. Located in the Koret Athletic Training Center, this interactive display features great athletes, great teams, great event and moments in San Jose State Athletics history. Former Spartan athletes that became famous after graduation, great donors, great coaches and administrators are on display. A larger-than-life sized Spartan mascot is located outside the Hall of Champions. Also displayed in The Jeff Garcia Hall of Champions is the San Jose State Sports Hall of Fame which includes over 300 former players and coaches.



The Jeff Garcia Hall of Champions is located inside the Koret Athletic Training Center.



Jeff Garcia played his 14th season as a pro in 2007.

"I am excited to be able to give something of this magnitude back to San Jose State University," Garcia said. "They have been such an integral part in my life. I am just happy to be at a point in life that I can do something like this....My family and I are proud to create this legacy that will always serve as a reminder of how much San Jose State means to me."

"San Jose State has been a stepping stone that has provided me an education, a degree and of course, the tools I needed to be successful in the NFL." – Jeff Garcia

Garcia was a quarterback on the 1991, 1992 and 1993 San Jose State teams. As a sophomore, he was third nationally in passing efficiency. He led San Jose State to its first win in school history over a Big Ten Conference team, the University of Minnesota, and went on to receive honorable mention All-America recognition in 1992. The school record holder for total offense with 7,274 yards was named the Outstanding Offensive Player at the 1994 East-West Shrine All-Star Game in Palo Alto, Calif.

Professionally, he played five seasons (1994 through 1998) for the Calgary Stampeders of the Canadian Football League, was a four-time all-star and led the team to the 1998 Grey Cup championship. Garcia joined the San Francisco 49ers in 1999 and took the team to playoff appearances in 2001 and 2002. He was a Cleveland Brown in 2004, with the Detroit Lions in 2005, led the Philadelphia Eagles to the 2006 National Conference playoffs and is the starter for the Tampa Bay Buccaneers this season. Garcia earned his undergraduate degree as a business administration major from San Jose State University through the National Football League's Continuing Education Program.



An interactive display features Spartan highlights.



San Jose State's 10 NCAA team championships are featured in one display.



Neil Parry's inspirational story can be seen in the Jeff Garcia Hall of Champions.



The Hall of Fame has more than 350 inductees.



The Event Center, located in the heart of the San Jose State University campus on the corner of Seventh and San Carlos streets, is the home of the Spartan basketball teams.

The \$36-million facility is comprised of The Event Center and an Aquatics Center. Students, faculty and staff members, alumni and the surrounding communities use the facility.

Groundbreaking occurred October 1, 1986. The Aquatics Center opened in May, 1988. Originally named the Recreation and Events Center, The Event Center opened in May, 1989. The first intercollegiate athletic contests in The Event Center were the Spartan basketball season openers on November 24, 1989.

The arena can seat 5,000 for athletics events and 5,600 for concerts. The arena is large enough to attract major performing artists, yet small enough to provide a personal experience for everyone.

In December 2003, The Event Center playing surface was renamed Walt McPherson Court in honor of San Jose State University's most successful men's basketball coach. New locker facilities also were part of a comprehensive SJSU Athletics capital campaign project. In 17 seasons under McPherson from 1941 through 1960, the Spartans won 264 games, won three conference championships, played twice in the NAIA Tournament and made the school's first NCAA Tournament appearance in 1951.

Also in the recreation area of The Event Center are 10 racquetball courts, a large weight room, a mini-gym, and an aerobics room.

The Aquatics Center swimming pool is home for the San Jose State University women's swimming team. The pool is one of the largest pools ever constructed in the state of California. The pool dimensions are 200 feet long and 75 feet wide.


Major Performers at The Event Center

- Wayne Brady
- Dana Carvey
- Bill Cosby
- Bill Gates
- Sammy Hagar
- Faith Hill
- George Lopez
- Chris Rock
- Jessica Simpson
- Bruce Springsteen
- Sting
- The Artist (a.k.a. Prince)
- Hank Williams, Jr.



Walt McPherson is the first San Jose State men's basketball coach to lead the Spartans to post-season action.

Athletics Facilities



The football offices, team meeting rooms, Student Success Services personnel and Scott Gadway Academic Center are in the Simpkins Stadium Center, which is located between Spartan Stadium and the Koret Athletic Training Center.



Spartan Stadium is the home of the San Jose State University football team. "Spartan Stadium is a great place to play," says Dick Tomey, head coach of the Spartans.



The San Jose State Softball Field is an on-campus facility located across the street from Spartan Stadium. Barbeques behind the outfield fence are a very popular activity.



The San Jose State University women's water polo team competes at the Aquatics Center located on the main campus.



The Division of Intercollegiate Athletics is housed in the Alan B. Simpkins Intercollegiate Athletics Administration Building. The street address is 1393 S. 7th Street, next to the corner of 7th and Alma.



The Aquatics Center, across the street from The Event Center, is the home of the women's swimming and diving team. There is plenty of pool area for recreational swimming.

Athletics Facilities



The San Jose State University women's volleyball and women's gymnastics teams compete in the recently renovated Spartan Gym located on the main campus. Every seat places the spectator on top of the action.



Muni Stadium (top) and Blethen Field (below) are the two homes of the San Jose State baseball team. The facilities are across the street from one another and a short walk from Spartan Stadium.



Spartan Stadium also serves as the home for the San Jose State University men's and women's soccer teams. The stadium has been the site of the NCAA Women's College Cup and Women's World Cup soccer.



The men's and women's golf teams play at outstanding courses within a 30-mile radius.

Student Success Services



Today's Spartan student-athlete has more opportunities to succeed academically than ever before. Located in the Simpkins Stadium Center, the Scott Gadway Academic Center was dedicated in January 2003. Here, student-athletes have a place to study, work with tutors, utilize computers or seek academic advice.

The recently-remodeled Scott Gadway Academic Center is a gift from alums Stan and Marilyn Gadway, to honor their late son, Scott, a 1991 San Jose State graduate who majored in aeronautics. He died in a 1996 skydiving accident.

The facility's spirit is echoed at its entrance:

"May all students who use this room share Scott's love and lust for life and his desire to be the very best that one could be in every pursuit."

The Student Success Services team is readily available to help student-athletes achieve their academic goals. Cindy Kato, who spent 15 years at the University of Minnesota, is the director of the Spartans' Student Success Services unit. Kato joined the Big Ten school in 1990 as the its original learning specialist for intercollegiate athletics. She was the assistant director for learning in academic counseling and student services/intercollegiate athletics.



CINDY KATO
Student Success
Services
Director



**DREW
AGBAY**
Student Success
Services
Advisor




**SANDI
SMITH**
Student Success
Services
Advisor



**EILEEN
DALEY**
Assistant
Athletics
Director/
Academics

Academic all-conference selections

(1996-present – Western Athletic Conference)



Brad Kennett, F
1999




Billy Landram, F
2001



Brett Lilly, F
2003 & 2004



Eric Bloom, G
2005



Tyree Gardner, G
2006



Kenny Smith, F
2006



Lance Holloway, F
2007

San Jose State University Undergraduate Academic Programs

BACHELOR OF ARTS (B.A.)

Afro-American Studies
Anthropology
Art
Behavioral Science
Biological Science
Chemistry
Child Development
Chinese
Creative Arts
Dance
Economics
English
Environmental Studies
French
Geography
Geology
History
Humanities
Industrial Arts

Japanese
Liberal Studies
Linguistics
Mathematics
Music
Natural Science
Philosophy
Physical Science
Psychology
Radio-Television
Religious Studies
Social Science
Social Work
Sociology
Spanish
Special Major
Speech-Communication
Speech Pathology &
Audiology
Theatre Arts

**BACHELOR OF
SCIENCE (B.S.)**
Advertising
Aerospace Engineering
Applied &
Computational
Mathematics
Aviation
Maintenance
Operations
Biological Science
Business Administration
Accounting
Finance
Human Resources
International Business
Management
Information Systems
Manufacturing
Marketing
Chemical Engineering

Chemistry
Civil Engineering
Computer Science
Criminal Justice
Administration
Economics
Electrical Engineering
Engineering
Environmental Studies
Geology
Graphic Design
Health Science
Hospitality
Management
Industrial Design
Industrial & Systems
Engineering
Industrial Technology
Interior Design
Journalism
Kinesiology

Materials Engineering
Mechanical Engineering
Meteorology
Nursing
Nutritional Science
Occupational Therapy
Physics
Public Relations
Recreation
Special Major

BACHELOR OF MUSIC (B. MUS.)

BACHELOR OF FINE ARTS IN ART (B.F.A.)

Credential Requests: Press table, photo, and scouting credential requests should be directed to: Lawrence Fan, Sports Information Director. Credentials are limited to working press filing game stories, accredited representatives of the media and personnel assigned by San Jose State University.

Directions to The Event Center: The Event Center is located on the corner of Seventh and San Carlos streets. Easiest freeway access is Interstate 280. Take the Seventh street exit and follow the signs to San Jose State University.

Media Parking: Parking is available at the San Jose State University Seventh Street garage. **THERE ARE NO MEDIA PARKING PASSES AVAILABLE THIS SEASON.** Arrive at least an hour before tipoff to avoid congestion. Television crew members involved with play-by-play telecasts should park the production truck at the Center's loading dock a minimum of five hours before tipoff. Play-by-play television contractual arrangements must be made with Tom Hastings, associate athletics director for communications.

Telephones: Four telephones are available in the press room adjacent to the playing floor. For commercial radio stations, ISDN and/or regular dial lines are available at a courtside location. When placing a long-distance call from The Event Center, dial "7" and call "COLLECT."

Statistics & Services: Complete game statistics and play-by-play accounts will be distributed as soon as they become available. FAX service is available. Wireless internet access is available along press row. With advance notice, ethernet service from the media work room is available.

Photographers: The photography areas at The Event Center are limited to the baseline areas at each end of the floor. No standing during live-ball situations.

Strobe lights: Photographers interested in using strobe lights must secure joint permission from The Event Center and the sports information office. Photographers are not allowed in the catwalks above the court during the game.

Scouts: Passes are issued to scouts in accordance with conference and NCAA guidelines. Advance notice is appreciated.

Press Room Food Service: Typically, soft drinks and light foods are available in the media work room kitchen. Media members can purchase solid food from one of The Event Center's concession stands located on the mezzanine level.

WAC Men's Basketball Teleconference: The Western Athletic Conference will hold a weekly teleconference every Monday beginning January 7 and running through February 25. The teleconference begins at 9:30 a.m. (PST). Head coaches from each school will be available for a 7-minute time period to preview

the upcoming opponent and answer questions from the media. In addition, the Player of the Week will be announced.

The number to call is (913) 312-9303. Identify yourself and your outlet to the operator and inform the individual you wish to participate in the WAC Men's Basketball Coaches' Teleconference. There will be a replay of the complete teleconference made available around 2:00 p.m. (PST) the same day. Dial (402) 280-9027 or go to the WAC's website at www.wacsports.com and click on multimedia.

The 2007-08 schedule

- 9:30 a.m. Dave Chaffin, Western Athletic Conference
- 9:32 a.m. Kerry Rupp, Louisiana Tech
- 9:39 a.m. Greg Graham, Boise State
- 9:46 a.m. Marvin Menzies, New Mexico State
- 9:53 a.m. Stew Morrill, Utah State
- 10:00 a.m. Mark Fox, Nevada
- 10:07 a.m. Steve Cleveland, Fresno State
- 10:14 a.m. George Nessman, San Jose State
- 10:21 a.m. George Pfeifer, Idaho
- 10:28 a.m. Bob Nash, Hawaii
- 10:35 a.m. Karl Benson, WAC

Website: The official San Jose State University athletics' website address is www.sjsuspartans.com. Player and coaches' biographies, game stories, box scores and current statistics are available on www.sjsuspartans.com.

Weekday Telephone Interviews: Players are available for telephone interviews with out-of-town media. Requests should be made at least one day in advance.



TOM HASTINGS
Associate A.D./
Communications



LAWRENCE FAN
Sports Information
Director



AMY VILLA
Associate Director



DOGA GUR
Assistant Director

NEWSPAPERS

San José Mercury News, 750 Ridder Park Dr., San José, CA 95190. (408) 920-5354, (408) 920-5244 (FAX). www.mercurynews.com. Mark Purdy, Ann Killion, Tim Kawakami (Columnists), Laurence Miedema (Beat), Jon Wilner (College beat).

San Francisco Chronicle, 901 Mission St., San Francisco, CA 94103. (415) 777-7201, (415) 543-3754 (FAX). www.sfgate.com. Ray Ratto, Gwen Knapp (Columnists), Jake Curtis (College beat).

The Alameda Newspaper Group, 4770 Willow St., Pleasanton, CA 94588. (800) 488-2070, (925) 416-4874 (FAX). www.angnews-papers.com. Carl Steward, Monte Poole, Art Spander (Columnists), Jeff Farauo (College beat).

Santa Cruz Sentinel, 207 Church St., Santa Cruz, CA 95061. (831) 423-4248, (831) 429-9620 (FAX). www.santacruzsentinel.com. Jim Seimas.

Spartan Daily, San José State University, San José, CA 95192. (408) 924-3280, (408) 924-3237 (FAX). www.thespantandaily.com.

RADIO

KNTS-AM (Co-flagship), P.O. Box 8125, Fremont, CA 94537. (510) 713-1100. www.knts1220.com.

KCBS-AM, 865 Battery Street, San Francisco, CA 94111. (415) 765-4062, (415) 765-4080 (FAX). www.kcbs.com. Hal Ramey (Sports director), Steve Bitker, Dave Lewis.

KGO-AM, 900 Front St., San Francisco, CA 94111. (415) 954-8142, (415) 954-8686 (FAX). www.kgo.com. Rich Walcoff, Ken Dito.

KNBR 680-AM, 55 Hawthorne St., 11th floor, San Francisco, CA 94111. (415) 995-6807, (415) 995-6835 (FAX). www.knbr.com. Ralph Barbieri, Rod Brooks, Damon Bruce, Bob Fitzgerald, Brian Murphy, Gary Radnich, Tom Tolbert (weekday talk hosts).

KSJS-FM (Co-flagship), San José State University, San José, CA 95192. (408) 924-4548, (408) 924-4583 (FAX). www.ksjs.org.

TELEVISION

KNTV-TV, 2450 N. First St., San José, CA 95131. (408) 432-4765, (408) 432-4425 (FAX). www.nbc11.com. Raj Mathai (Sports director), Daryl Hawks, Laurence Scott.



KRON-TV, 1101 Van Ness Ave., San Francisco, CA 94109. (415) 561-8981, (415) 561-8136 (FAX). www.kron.com. Gary Radnich (Sports director), Vernon Glenn.

KPIX-TV, 855 Battery St., San Francisco, CA 94111. (415) 765-8675, (415) 765-8973 (FAX). www.kpix.com. Dennis O'Donnell (Sports director), Rick Quan, Kim Coyle.

KGO-TV, 900 Front St., San Francisco, CA 94111. (415) 954-7934, (415) 956-6402 (FAX). www.kgo.com. Larry Beil, Mike Shumann, Mindy Bach.

KTVU-TV, 2 Jack London Sq., Oakland, CA 94607. (510) 874-0254 or (510) 817-6840, (510) 451-2610 (FAX). www.ktvu.com. Mark Ibanez (Sports director), Joe Fonzi, Fred Inglis.

KSBW-TV, P.O. Box 81651, Salinas, CA 93912. (831) 424-1198, (831) 424-0124 (FAX). www.ksbw.com. Dennis Lehnen (Sports director).

Update TV, San José State University, San José, CA 95192. (408) 924-3250.

Comcast SportsNet West, 4450 East Commerce Way, Sacramento, CA 95834. (916) 515-2688. Larry Eldridge (General Manager), Richard Zinn (Executive Producer).

NEWS SERVICES

Associated Press, 303 Second St., Suite 680N, San Francisco, CA 94107. (415) 495-1708, (415) 495-4967 (FAX). www.ap.org. Greg Beacham (Sports editor), Janie McCauley, Rick Eymer.



Mike Chisholm (left) with Coach Nessman.

ON THE RADIO

The Spartan Network produces all San Jose State basketball broadcasts. Games will be broadcast on KSJS (90.5 FM, San Jose) and KNTS (1220 AM, Palo Alto).

Each broadcast includes the George Nessman pregame and postgame shows. The San Jose State coach will share his views with the award-winning play-by-play voice of the Spartans, Mike Chisholm, and the listening audience.

Audio is available on The Gold Zone, a premium service of www.sjsuspartans.com.

