

GAY HAPPINESS MONITOR

RESULTS OVERVIEW FROM A GLOBAL SURVEY
ON PERCEIVED GAY-RELATED PUBLIC OPINION
AND GAY WELL-BEING

2015

PLEASE CITE AS:

Richard Lemke, Tobias Tornow & PlanetRomeo.com (2015). Gay Happiness Monitor – Results overview from a global survey on perceived gay-related public opinion and gay well-being. Mainz: Johannes Gutenberg University.

Copyright: Reproduction is authorised, provided the source is acknowledged.

IMPRINT

Contact: Richard Lemke, Department of Communication (Institut für Publizistik), Johannes Gutenberg University (JGU) Mainz, 55099 Germany, Richard.Lemke@uni-mainz.de.

Research Team at JGU Mainz: Richard Lemke, Tobias Tornow, Simon Merz, Franziska Schneider

Data in this report is the result of a survey study that has been conducted by the aforementioned in collaboration with PlanetRomeo.com.

Layout and Visualizations: Tanja Ebner

Images, Figures and Tables: Except where otherwise specified, all images, figures and tables in this report are created by the authors and can be reproduced, provided the source is acknowledged (see citation above). All third party images that have been used in this report are marked as such and are either public domain or released under creative commons CC BY-ND 2.0, CC BY-NC-SA 2.0 or CC BY-SA 2.0 license (If copyright claims still exist, please contact the authors).

Disclaimer: Although data analysis has been done with multiple steps of double-checking, this version of the report might still contain calculation errors. JGU Mainz cannot be responsible for any damages resulting from potential statistical errors in this report.

CONTENT

INTRODUCTION.....	2
METHODOLOGY OVERVIEW	6
PERCEIVED GAY-RELATED PUBLIC OPINION.....	9
LIFE SATISFACTION	17
PARTNERSHIP.....	23
SELF-ACCEPTANCE	28
COMING OUT.....	34
MOVING BEHAVIOR.....	40
DISCRIMINATION	46
ABUSE.....	51
BULLYING	55
PERCEPTION OF CHANGE	60
CONDENSED RESULTS: THE GAY HAPPINESS INDEX.....	64
CONSTRUCTION OF THE INDEX.....	68
PROSPECTS: IMPROVING THE SITUATION	70
APPENDIX: QUESTIONNAIRE	75

INTRODUCTION

Between December 2014 and February 2015, PlanetRomeo.com asked all members of their community to take part in an online survey. The aim of the survey was to investigate gay, bisexual and trans*¹ men's perception of gay-related public opinions as well as their individual experiences of public behavior, anti-gay statements, discrimination, violence and much more. Over 115,000 men took part in the survey. In consequence, it is one of the largest surveys on the well-being of gay men that has ever been conducted. Notably the issue of *perceived gay-related public opinion* has never been investigated before with such a big intercultural sample.

The survey was a collaboration between PlanetRomeo.com and a research team at the Department of Communication at the Johannes Gutenberg University in Mainz, Germany (JGU). This report will present countrywise results of the most relevant questions that were asked in the survey.

It was only few weeks ago that the online questionnaire to the survey closed and we at Johannes Gutenberg University started the data analysis. Our aim, together with PlanetRomeo.com, was to provide results from the survey as soon as possible to give an up to date impression on the global situation of gay, bisexual and trans* men. We know how much everybody who deals with human rights and gay rights in particular needs valid data on the life of gay, bisexual and trans* men in their respective societies. The report intends to create a brief but detailed presentation of results given the short period of time since the questionnaire closed. However, despite the greatest care, this report might still contain mistakes. If you should come across any, we would be happy to receive a short pointer (internet-research@uni-mainz.de).

It is not the aim of this report to verbally describe, discuss and interpret the distributions of answers in each and every country. This would have needed more time for analysis and would also involve the risk that some data is no longer up to date. The report will instead present figures on the countrywise distribution of answers in all countries concerned. It will thus provide the option to view individual countries as well as compare multiple ones. So in this brief

¹ With trans* men we refer to all those members of our sample who did not chose to describe themselves as either "male" or "female", but as "trans*". We do not know if their self-classification as "trans*" is associated with a (trans*)male or (trans*)female gender identity. However, as the sample has been recruited from users of PlanetRomeo.com, a platform addressed at gay, bisexual and trans* men, as well as for improved readability, we refer to them as "gay, bisexual and trans* men" in this report.

first report we basically let the numbers speak and leave it up to you as the reader to decide which country or countries you are particularly interested in and to take the results from the figures.

In the future, of course, deeper investigations of different topics will be conducted based on the results of this survey. This will be particularly true for the groups of participants who do not identify as gay or bisexual men but as trans* men or who choose other identities. They are also included into the present results but only represent 3 % of the participants. So the specific perceptions and experiences of trans* men might not be visible in this entire sample and will thus be analysed separately in a further report. In the same way, we will also conduct a separate analysis for bisexual men.

Some notes on the data presentation in this report:

- The number of participants per country had a substantial variance in this survey, reflecting both the distribution of PlanetRomeo.com members as well as, presumably, the reality in these respective countries. In the present sample, some countries have more than 1000 participants, others have less than 100, and some even less than 50 or 20. Of course, average values based on such small samples always have to be treated with care, as single answers might cause big differences in some distributions. Furthermore, with only a few participants from a country, they are likely not to be representative of all gay, bisexual and trans* men in that country. We decided, however, to still include those countries in this report and define only a minimum of 10 participants for a country to be included in the report. This is due to the fact that for some countries among those with very few participants almost nothing so far is known about the situation of gay, bisexual and trans* men in them. Hence, we decided that an impression based on only few responses might be better than no impression whatsoever. In order to still provide the reader with all necessary information to draw his or her conclusions on the present data's relevance and representativeness, the total number of participants per country is always marked when presenting percentages and figures. This will enable the reader to decide if outliers might be resulting from a small – and maybe not representative – sample in that particular country.
- For many topics presented in this report, we chose bar charts to both present the data for one country and to compare all countries under consideration. To easily compare countries, we decided to choose the same scale

in all figures regarding a certain topic. This sometimes leads to excessive whitespace if multiple countries have radically different distributions. For example, if one country has a value of 300 and this is the maximum among all countries, the scale of the figure will reach until 300. Other countries, which might have only lower values – maybe 10 or 20 – will thus have only very small bars in the respective figure. However, we decided to accept this disadvantage in order to provide figures that allow quick visual comparisons between countries.

- The participants' country of residence has been determined in two ways: by asking the question "In which country do you currently live?" at the beginning of the questionnaire as well as by forwarding the geolocation of the participant's PlanetRomeo.com profile (anonymized to 10 km radius). This report is based on the question and not the geolocation. We chose this basis to avoid holiday or travelling inaccuracies. (For example, a participant who lives in Germany but is currently on holiday in Paris might currently use his PlanetRomeo.com profile in France, but would most likely still answer the question "In which country do you currently live?" with "Germany").
- Most topics under consideration will be presented compared with the *perceived gay-related public opinion* in that country. The reasons for this are twofold. First, the perceived public opinion regarding a group of society is a good overall indicator for the environment this group lives in – better than actual laws, for example. Second, social research has shown the importance of perceived public opinion on individual well-being. Therefore, comparing perceived gay-related public opinion with other topics in our study aims to surface connections between the social climate and individual well-being.
- Like all quantitative surveys, our questionnaire did not investigate the entire biography of the respondents but only selected topics that are relevant to give an impression on gay, bisexual and trans* life. One topic that had to be left out in the questionnaire was experience with migration, as well as the question, of whether the participant's country of residence is actually the country he was born in (we only asked about migration caused by problems around sexual orientation or gender identity). Thus, when asking for lifetime experiences (e.g. of discrimination, victimization, etc.), we cannot be sure that they definitely happened in the country where the participant's answers are linked to. The same is true for answers related to the sphere of family.

Please keep in mind that the family who the question is related to might live in another country. This bias might be negligible for countries with many participants but it might play a role in those with only few participants.

- In addition to the quantitative results, every now and then the report contains open messages from the participants of our survey. The questionnaire offered the option to write a “message to the world” regarding the participant’s life as a gay, bisexual or trans* man. More than 40,000 messages have reached us! There are still some left to be

read, but we already want to present first impressions in this report.

A huge thank you to everyone who took the time to fill out the questionnaire! You made a contribution to an important project. We hope that this report will be helpful for many people working in the fields of human rights, research, politics and many more. And, in particular, that it might help to improve the situation of gay, bisexual and trans* men.

*Mainz, May 2015
Richard Lemke (JGU),
Tobias Tornow (JGU) and
PlanetRomeo.com*

METHODOLOGY OVERVIEW

- **TARGET GROUP:** The survey aims to be representative of users of PlanetRomeo.com who identify as gay or bisexual men or have a trans* or intersexual gender identity.
- **METHOD:** The survey was conducted through an anonymous online questionnaire (implemented on a German server) combined with profile-based data regarding participant location (geoposition of the user's PlanetRomeo.com profile anonymized to 10 km radius). The questionnaire was provided in 25 languages (Table 1). In addition, a mobile-optimized version (for smartphone browsers) was provided. The questionnaire tool identified the device type of any visitor and dynamically forwarded them to either the mobile or the desktop version.
- **RECRUITMENT:** Participation in the survey was voluntary. All users of PlanetRomeo.com have been invited to take part in the survey by a 22-day promo box (first page after logging in to PlanetRomeo.com), as well as through two newsletters, which were sent to all private profiles (escort profiles excluded). A total amount of 1.8 million newsletters was sent out, representing the total number of PlanetRomeo.com profiles in December 2014. A third newsletter was sent out in February 2015 to all users from countries with less than 500 participants in the survey until that point in time. Before being forwarded to the questionnaire, participants were informed about the fact that their profile geoposition (anonymized to 10 km radius) will be forwarded to the survey system and associated with their answers to the questionnaire.
- **DATA CLEANING:** For the analysis, we decided to exclude participants who (1) abandoned the questionnaire before reaching the final page, (2) gave no valid answer to more than 10 % of the questions in the questionnaire, (3) completed the questionnaire in less than 300 seconds (unrealistic completion time), (4) were not associated with valid information concerning location (by either the respective question or the collected geoposition), (5) did not answer the question of gender ("I'd rather not say") or did not identify as gay or bisexual men, as trans*, or as an equivalent expression and/or (6) were aged under 18 or above 100.

- **PARTICIPATION:** After data cleaning, a total sample of **N=115,552 participants** resulted as basis of the current analysis. In the sample, 99 % identified as men and 1 % as trans*. Among the men, 80 % indicated a gay orientation, 18 % a bisexual orientation and a further 2 % chose another label for their sexual orientation. Most participants entered the survey after having received the invitation newsletter. In total, 75 % of the participants used a link from a newsletter to reach the questionnaire. The

other 25 % clicked the promo box that was displayed on the PlanetRomeo.com launch page to enter the questionnaire. The average completion that it took the participants to complete the questionnaire was **13 minutes**. Most participants used the German or the English version of the questionnaire (52.7 %). The entire distribution of language selection can be found in Table 1. The total amount of participants per country is listed in Table 3, showing the vast majority of participants as living in Germany.

Table 1: Chosen language of the questionnaire

English	Deutsch	中文	Čeština
Nederlands	Français	Ελληνικά	Magyar
हिंदी	Bahasa Indonesia	Italiano	日本語
한국어	Bahasa Melayu	Polski	Português
Română	Русский	српски	Español
Svenska	Tagalog	ภาษาไทย	Türkçe
Tiếng Việt			

Above: Language selection screen at the beginning of the questionnaire.

Language	%	Language	%	Language	%
German	29.4	Hungarian	2.0	Swedish	0.6
English	23.3	Polish	1.9	Indonesian	0.5
French	9.8	Serbian	1.8	Hindi	0.4
Italian	8.7	Turkish	1.5	Malay	0.2
Spanish	5.4	Portuguese	1.0	Vietnamese	0.1
Dutch	3.6	Thai	0.8	Japanese	0.1
Greek	2.6	Czech	0.7	Korean	0.05
Russian	2.1	Tagalog/Filipino	0.6		
Romanian	2.1	(Simpl.) Chinese	0.6		

PERCEIVED GAY-RELATED PUBLIC OPINION

Although over the past decades social researchers as well as human rights organizations have already investigated several topics of gay, bisexual and trans* men's life around the globe, *perceived gay-related public opinion* has only rarely been topic of research projects. This is especially surprising, as social psychological research has shown that our perception of public opinion – of what people think we should and should not do – can even have stronger effects on our behavior than actual laws. Even more, belonging to a group that is considered less worthy by the rest of society can have massive influences not only on this group's behavior in public, but also on its self-acceptance, happiness and quality of life.

Hence, we think that perceived gay-related public opinion is a good dimension to indicate the social climate a gay, bisexual or trans* man lives in. Thus, we included several questions related to perceived gay-related public opinion into the survey. We wanted to know how these men around the globe perceive their society's opinion regarding their social group. Therefore, different aspects of perceived anti-gay or gay-friendly attitudes among society had to be rated in our survey, using 7-point scales. We used both established scales as well as created our

own items. References for established scales can be found in Table 2.

For analysis, relevant items have been summarized and transformed into an index, the **Perceived Gay-Related Public Opinion Index** (hereafter: PGP index)², ranging from 0 (anti-gay extreme) to 100 (gay-friendly extreme). Thus, higher values represent a gay-friendlier atmosphere among society whereas lower values represent a more anti-gay atmosphere.

Table 2 shows all items that have been combined into this PGP index representing the perceived gay-related public opinion. First, for calculation, items with opposite meanings (higher values=worse public opinion) have been reversed. Second, the mean value over all items has been calculated (ranging from 1 to 7) and afterwards rescaled to a range from 0 to 100.

² Please note: This PGP index is different from the "Public Opinion" part of the overall Gay Happiness Index, which represents a greater amount of variables and is used in the chapter "Condensed Results" in this report as well as on the GHI website.

Table 2: Questionnaire Items forming the basis of the Perceived Gay-Related Public Opinion Index (PGP index)

Item	Scale (7-points)
Tell us about your social environment:	
Your country's laws, its government and governmental decisions	Anti-gay (1) – Gay-friendly (7)
The people in your country on average	Anti-gay (1) – Gay-friendly (7)
At work or at school/university	Anti-gay (1) – Gay-friendly (7)
Where you live, how comfortable would you be doing the following in public?	
Showing up at a public event with an obviously gay man	I would not dare (1) – Very comfortable (7)
Holding hands with another man	I would not dare (1) – Very comfortable (7)
Kissing another man	I would not dare (1) – Very comfortable (7)
Approaching a man for a date or sex	I would not dare (1) – Very comfortable (7)
How do you assess the people in your area?² Most people around me...	
... would treat a gay/bisexual man just as they would treat anyone else.	Strongly disagree (1) – Strongly agree (7)
... would not hire a gay/bisexual man to take care of their children.+	Strongly disagree (1) – Strongly agree (7)
... would willingly accept a gay/bisexual man as a close friend.	Strongly disagree (1) – Strongly agree (7)
... believe that a gay/bisexual man is just as trustworthy as the average heterosexual citizen.	Strongly disagree (1) – Strongly agree (7)
... think poorly of a person who is gay/bisexual.+	Strongly disagree (1) – Strongly agree (7)
... will hire a gay/bisexual man if he is qualified for the job.	Strongly disagree (1) – Strongly agree (7)
... feel that homosexuality is a form of disease.+	Strongly disagree (1) – Strongly agree (7)
Most men around me...	
... would willingly play in a sports team with a gay/bisexual man.	Strongly disagree (1) – Strongly agree (7)
... would willingly share a changing cubicle and shower (e.g. in a public swimming pool or gym) with a gay/bisexual man.	Strongly disagree (1) – Strongly agree (7)

Note:

+ To ensure that higher values represent more positive attitudes towards gay and bisexual men, items marked with + have been inverted before being included in the index.

Statistical background: Internal consistency of the items listed in this table is high with Cronbach's alpha=.93

² From "Perceptions of local stigma" scale by Herek and Glunt: Herek, G. M., & Glunt, E. K. (1995). Identity and Community Among Gay and Bisexual Men in the AIDS Era: Preliminary Findings From the Sacramento Men's Health Study. In G. M. Herek & B. Greene (Eds.), *Psychological Perspectives on Lesbian and Gay Issues: Vol. 2. AIDS, Identity, and Community. The HIV Epidemic and Lesbians and Gay Men* (pp. 55–84). Thousand Oaks, London, New Dehli: Sage.

Thus, respondents are related to a value on the PGP index, representing their individual perception of the public opinion of the society they live in. In a first step, the global distribution of this index has been calculated on a country level, giving the average values among all participants from one country. All countries with more than 10 participants in the survey are included in this distribution. The distribution is shown in Table 3 and visualized by a map in Figure 1.

Across the globe, we identify **Iceland, Norway, Denmark, Sweden and Canada** as the most positive extremes and **Uganda, Uzbekistan, Ethiopia, Nigeria and Egypt** as the most negative extremes of perceived gay-related public opinion. It must, however, be noted that only a very

limited amount of participants is associated with four of the five latter countries, which have the lowest mean index values. The countries having the lowest index values and still more than 50 participants are **Nigeria, Egypt, Kazakhstan, Senegal, and Bosnia and Herzegovina**.

Surprisingly, across the entire global sample, there are no statistically significant differences between big cities and small villages regarding the perceived gay-related public opinion. This is contrary to everyday experience, which would suggest the impression that big cities are gay-friendlier than small villages in the countryside. This result will be further investigated in a deeper analysis.



... Not one bad comment have I got all these years, we have a very liberal and good society here in Iceland. Thanks to brave fighters as artists, singers and many politicians. In our Union throughout the 3 decades everything has changes dramatically. Iceland sure is a good country to live in.

Participant, Iceland

My life as a gay man in Algeria is a living hell.

...

Participant, Algeria

Living as a gay man in Egypt is just like living in hell. In Egypt gay people are treated so bad and being arrested and even killed by their parents.

Participant, 22, Egypt

Being accepted is important, we are lucky in the UK, but not everyone else is, the fight for acceptance for those still living in fear must be continued, until they can be accepted, too.

Participant, 46, England

In India being Gay is not as bad as in other middle eastern or some African countries but being Gay is still considered illegal and a Taboo in the Society. ...

Participant, India

... nobody really cares about your sexual life choice. I never felt any judgment or any bad reaction from any Swedish person just because of my sexual orientation. ...

Participant, Sweden

... Poland is a hard place to live.

Participant, 28, Poland

Note: Open messages from participants of the survey.

To compare the perceived gay-related public opinion measured in the present study with both the actual public opinion and also the actual laws regarding homo- and transsexuality, we included other studies into Table 3 and Figure 2.

Table 3 contains additional values from the study “The Global Divide on Homosexuality” by the PEW research center (see Table 3 for references). Based on representative samples from some countries, the PEW study investigated what percentage of a society agreed to the sentence “Homosexuality should be accepted by society”. Thus, values in that column also have a potential range from 0 (if 0 % agreed to that sentence) to 100 (if 100 % agreed to that sentence), where higher values indicate a gay-friendlier atmosphere similar to our PGP index. Not surprisingly, both actual and perceived public opinion are positively correlated. Lower PEW values by tendency appear in those countries with lower PGP index values from our study. However, some outliers have to be noted: our respondents from Israel and South Africa perceive a fairly gay-friendly atmosphere compared to the actual public opinion in that country. This might be related to the local distribution of participants in the present study. Probably, our respondents from these countries live in more liberal cities and places, while the nationwide sample of the PEW survey has been more equally

distributed over the entire country. Another – converse – outlier is the case of Italy. Our Italian respondents perceive a rather anti-gay public opinion but the PEW data show a rather gay-friendly public opinion. Potentially, this difference might be due to “social desirability” in the PEW interviews, which were mostly telephone or face-to-face. In most western societies, people do not explicitly indicate anti-gay opinions in an interview due to political correctness. However, the Italian society apparently still fosters a rather anti-gay atmosphere as our almost 10,000 Italian participants describe.

Figure 2, the visual distribution of our PGP index on a world map, also shows the “ILGA Lesbian and Gay Rights Map”, which indicates the legal situation of gay, bisexual and trans* men around the globe. This comparison reveals that public opinion can be entirely different from actual legal situations. In many countries, no laws against male same-sex sexual conduct exist (while many of them had these laws in the past) but the perceived gay-related public opinion is still very anti-gay. This can be seen especially when comparing Eastern Europe and Central Asia on both maps.

As mentioned in the introduction, the PGP index value will be used in all further figures as benchmark to other topics in this survey.

PERCEIVED GAY-RELATED PUBLIC OPINION

Table 3: Distribution of the Perceived Gay-related Public Opinion Index among all countries under consideration

Country	n	PGP Index value	PEW*
Iceland	123	85.37	
Norway	520	78.72	
Denmark	469	78.11	
Sweden	619	76.30	
Canada	691	75.35	80
Israel	337	72.28	40
New Zealand	168	71.76	
Uruguay	53	71.09	
Netherlands	3012	70.34	
Thailand	1549	70.15	
Spain	3735	69.94	88
Luxembourg	283	69.94	
Finland	664	69.70	
Switzerland	3158	68.61	
Andorra	25	68.10	
Germany	29325	67.85	87
Argentina	293	67.55	74
Belgium	2755	66.59	
UK	1520	66.54	76
Australia	602	65.99	79
Czech Republic	545	64.45	80
Ireland	415	64.35	
USA	1236	64.18	60
Austria	2509	64.06	
France	7047	63.43	77
South Africa	252	63.35	32
Puerto Rico	13	62.82	
Cuba	166	60.44	
Malta	198	60.15	
Réunion	43	59.66	
Laos	13	57.27	
Portugal	504	57.14	
Taiwan	172	57.02	
Philippines	4947	56.84	73
Mexico	575	56.67	61
Cambodia	56	56.21	
Curacao	22	55.91	
Dominica	13	55.13	
Aruba	18	54.51	
Costa Rica	70	54.49	
Chile	142	54.31	68
Colombia	407	52.88	
Ecuador	136	52.61	
Brazil	673	51.83	60
Venezuela	215	49.95	51
Viet Nam	218	49.63	
Slovenia	396	49.44	
Nicaragua	51	48.28	
Japan	194	47.26	54
Panama	34	47.20	
Estonia	286	47.07	
Peru	317	46.82	
Bolivia	31	46.65	43
Italy	9887	45.91	74
China	512	44.77	21
Poland	1988	43.57	42
Honduras	23	43.39	
Dominican Republic	61	43.26	
Namibia	31	43.15	
Slovakia	400	42.91	
Myanmar	52	42.05	
Hungary	2112	41.98	
Nepal	56	41.83	
Madagascar	48	41.45	
El Salvador	23	41.23	34
Indonesia	867	41.14	3
Congo	13	40.99	
Suriname	20	40.37	
Singapore	534	39.83	
Bhutan	10	39.43	
Greece	2861	38.95	53
Guatemala	27	38.95	
Bulgaria	675	38.72	
Benin	52	38.39	
Croatia	560	38.06	
Malaysia	1421	37.37	9
Mozambique	15	37.33	
Mauritius	187	36.41	
Cyprus	351	35.85	
Lithuania	242	35.54	
Djibouti	21	35.44	
Cote d'Ivoire	116	35.32	
Republic of Korea	83	35.06	39
Gabon	17	34.99	
Paraguay	19	34.67	
Trinidad and Tobago	10	34.39	

PERCEIVED GAY-RELATED PUBLIC OPINION

continuation

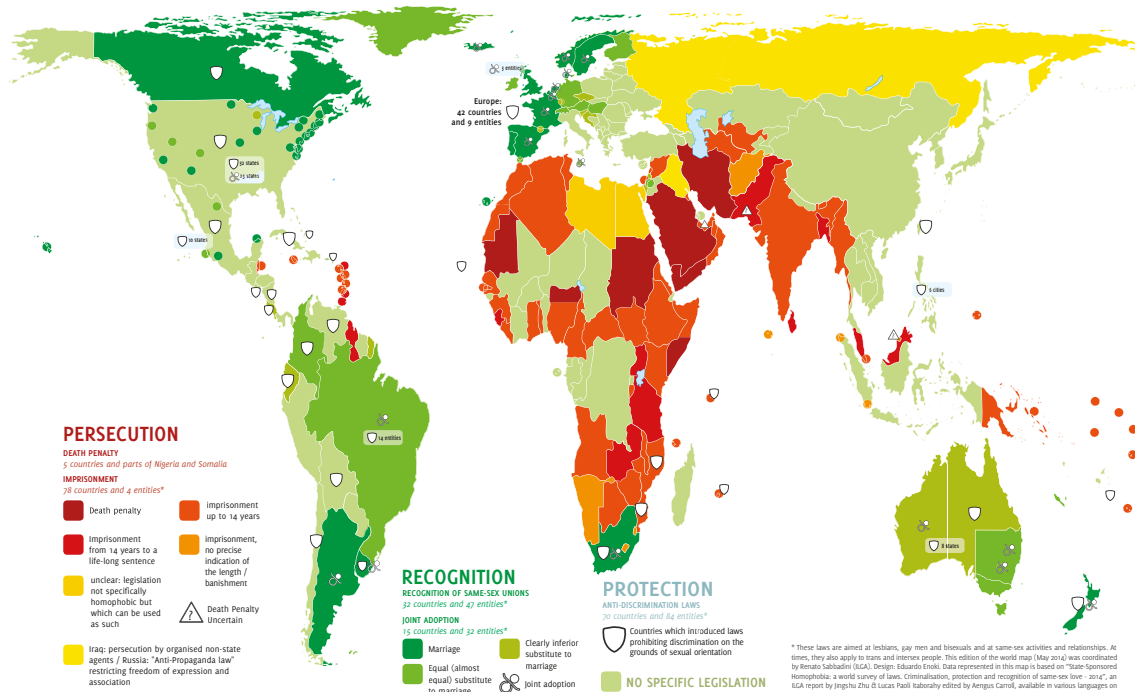
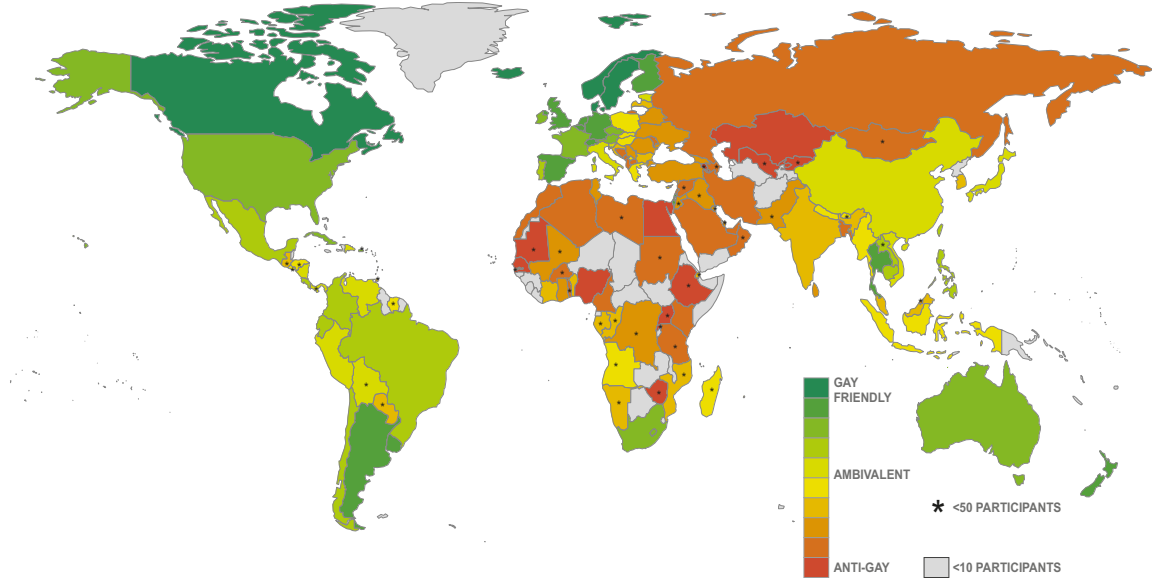
Country	n	PGP Index value	PEW*
Seychelles	15	34.34	
Latvia	289	34.15	
India	7183	34.00	
Sri Lanka	180	33.00	
Romania	2482	32.84	
Brunei Darussalam	21	32.58	
Dem. Rep. o. t. Congo	30	32.22	
Turkey	1767	31.57	9
Kuwait	46	30.91	
Mali	21	30.72	
Jordan	45	30.39	3
Georgia	78	30.28	
Pakistan	47	30.16	2
Qatar	47	30.11	
Iraq	26	30.01	
Belarus	117	29.97	
Gambia	10	29.92	
Ukraine	359	29.87	
Syrian Arab Republic	18	29.48	
Ghana	85	29.37	3
Serbia	1732	28.98	
Oman	41	28.94	
Tunisia	269	28.92	2
Maldives	37	28.90	
Mongolia	13	28.34	
Russian Federation	1312	28.16	16
Kosovo	51	28.10	
Algeria	330	27.98	
United Arab Emirates	260	27.69	
Morocco	738	27.55	

Country	n	PGP Index value	PEW*
Lebanon	132	27.48	18
Macedonia	246	27.43	
Kenya	111	26.89	8
Albania	66	26.82	
Islamic Republic of Iran	65	26.81	
Libya	10	26.74	
Republic of Moldova	101	26.71	
Montenegro	118	26.07	
Togo	19	25.67	
Cameroon	186	25.41	
Azerbaijan	41	25.21	
Bahrain	17	24.81	
Bangladesh	48	24.63	
Un. Rep. of Tanzania	41	24.22	
Saudi Arabia	201	23.78	
Bosnia and Herzegov.	419	23.53	
Burkina Faso	22	23.24	
Sudan	29	22.95	
Senegal	112	22.70	3
Zimbabwe	22	22.35	
Rwanda	11	21.81	
Kyrgyzstan	20	21.57	
Kazakhstan	81	21.16	
Mauritania	10	20.74	
Armenia	44	20.49	
Egypt	180	20.24	3
Nigeria	92	18.92	1
Ethiopia	31	18.17	
Uzbekistan	20	16.97	
Uganda	25	14.35	4

Note: Countries with less than 10 participants are excluded from this list, as calculating a mean value based on less than 10 cases would be inappropriate.

*Results from the study "The Global Divide on Homosexuality" by the PEW Research Center. Respondents were asked "And which one of these comes closer to your opinion, number 1 or number 2? Number 1 – Homosexuality should be accepted by society OR Number 2 – Homosexuality should not be accepted by society." In the table, percentage of respondents answering "1 – Homosexuality should be accepted by society" are presented. Source: PewResearchCenter (2013). The Global Divide on Homosexuality, retrieved from <http://www.pewglobal.org/files/2014/05/Pew-Global-Attitudes-Homosexuality-Report-REVISED-MAY-27-2014.pdf>.

Figure 1: Comparison of the global distribution of Perceived Gay-Related Public Opinion Index and the ILGA Lesbian and Gay Rights Maps



Top: Distribution of Gay-Related Public Opinion Index based on the current survey.

Bottom: Legal status of homosexuality based on laws. Source: ILGA (2014). Lesbian and Gay Rights in the World, http://old.ilga.org/Statehomophobia/ILGA_Map_2014_ENG.pdf.

Note: The maps differ in their spherical projection, since on the ILGA map (bottom) the southern hemisphere has been stretched

LIFE SATISFACTION



Image source: Flickr – Rafiq Sarlie.

The questionnaire addressed the participants' life satisfaction by using the "Satisfaction With Life Scale" (developed by Diener et al.)³. It measures the overall life satisfaction

using five items (e.g. "The conditions of my life are excellent"). Subjective well-being as measured through this scale is a central aspect of mental health. In the current analysis, answers referring to the "Satisfaction With Life Scale" have been merged into 3 categories: (1) high life satis-

³ Diener, E., Emmons, R. A., Larsen, R. J., & Griffin, S. (1985). The Satisfaction With Life Scale. *Journal of Personality Assessment*, 49(1), 71-75.

faction, (2) medium life satisfaction and (3) low life satisfaction.

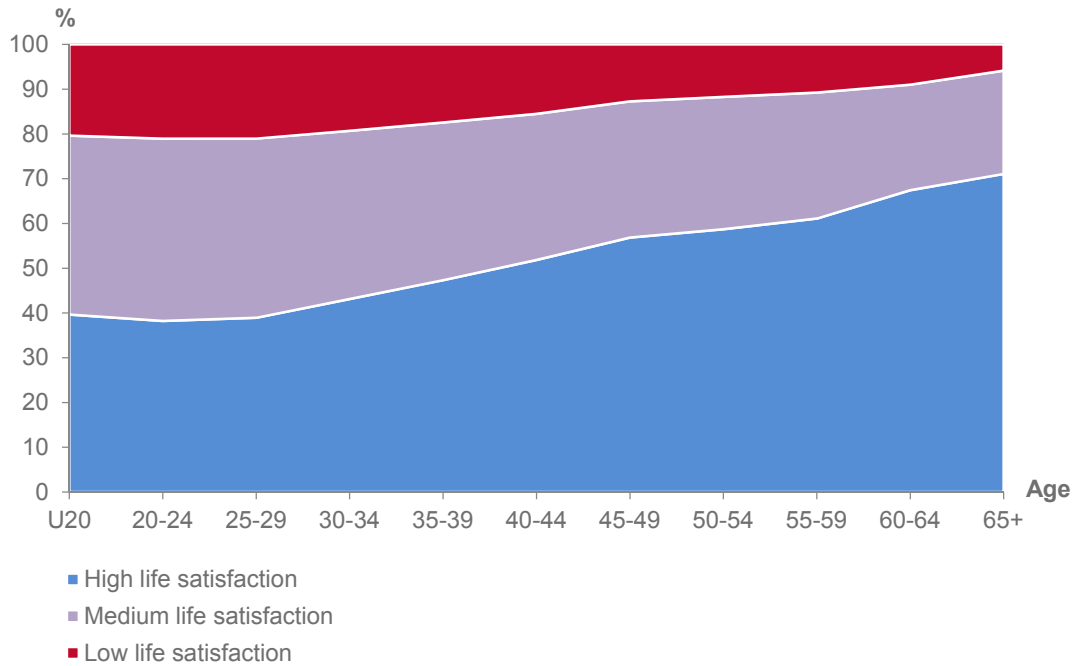
Answers from the survey show a strong correlation between the perceived gay-related public opinion and the life satisfaction of the participants. This is of particular clarity in Europe, where big differences between Western Europe and Eastern Europe including Russia can be found. However, for all regions of the world a correlation between perceived gay-related public opinion and life satisfaction of our respondents is present. Of course, like some prominent outliers show, life satisfaction is not only based on circumstances related to gay, bisexual or trans* identity. For example, Kosovo and some African countries show very low values of life satisfaction compared to other countries with the same level of perceived gay-related public opinion. This may result from other problems individuals face in those countries. On the other hand, respondents from Qatar indicate fairly high life satisfaction compared to a rather anti-gay public opinion in that country.

Please note: The correlation between perceived gay-related public

opinion and life satisfaction does not prove that both have a *causal* relation. However, although not provable in this type of study, it is likely that the perceived gay-related public opinion is one element of all life circumstances that (partially) determines participants' life satisfaction and, thus, contributes to lower life satisfaction in anti-gay countries.

As Figure 2 shows, life satisfaction is clearly influenced by the participants' age. The proportion of high life satisfaction increases with age. However, perceived gay-related public opinion still influences life satisfaction in all age groups (not shown in the figure). I.e., at the same level of gay-friendly or anti-gay perceived public opinion, older men have a higher life satisfaction than younger men. This relation is interesting and has to be further investigated: is it due to the fact that with higher age men develop other coping strategies against anti-gay social climate? Does gay sexuality become less important with age? Or is it just resulting from some wording in the scale that might be less applicable for young people (e.g. "So far I have got the important things I want in life.")?

Figure 2: Life satisfaction by age



Note: All n=115,552 participants

I always thought that the world is a beautiful place for everybody without any exceptions. I realized very fast that my point of view was totally bad. I'm not open to people anymore. I hate to smile. I don't like to meet my friends from high school. ...

Participant, 28, Poland

Figure 3: Life satisfaction and Perceived Gay-Related Public Opinion Index across world regions

Question: “How would you describe your life?”

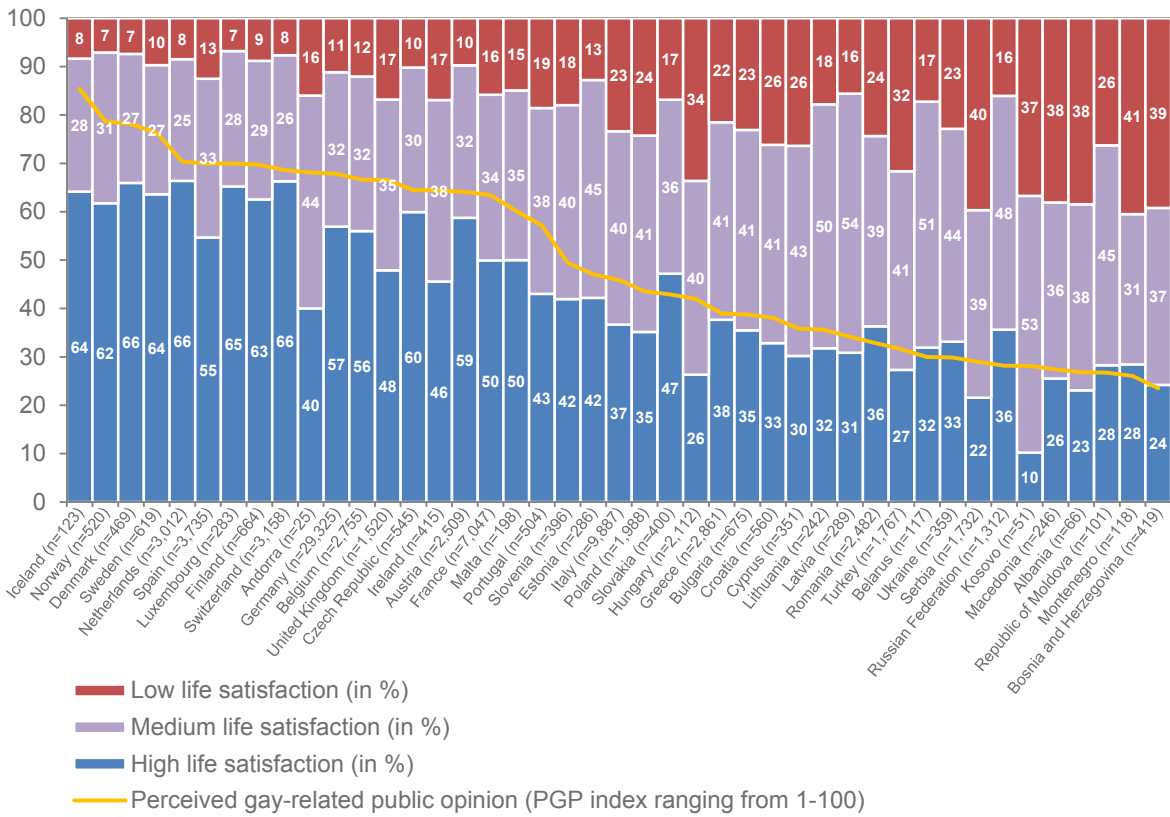
5 items: “So far I have got the important things I want in life.”, “The conditions of my life are excellent.”, “I am satisfied with my life.”, “If I could live my life over, I would change almost nothing”, “In most ways, my life is close to my ideal.”

Options: 7-point scale from “Strongly disagree” to “Strongly agree”.

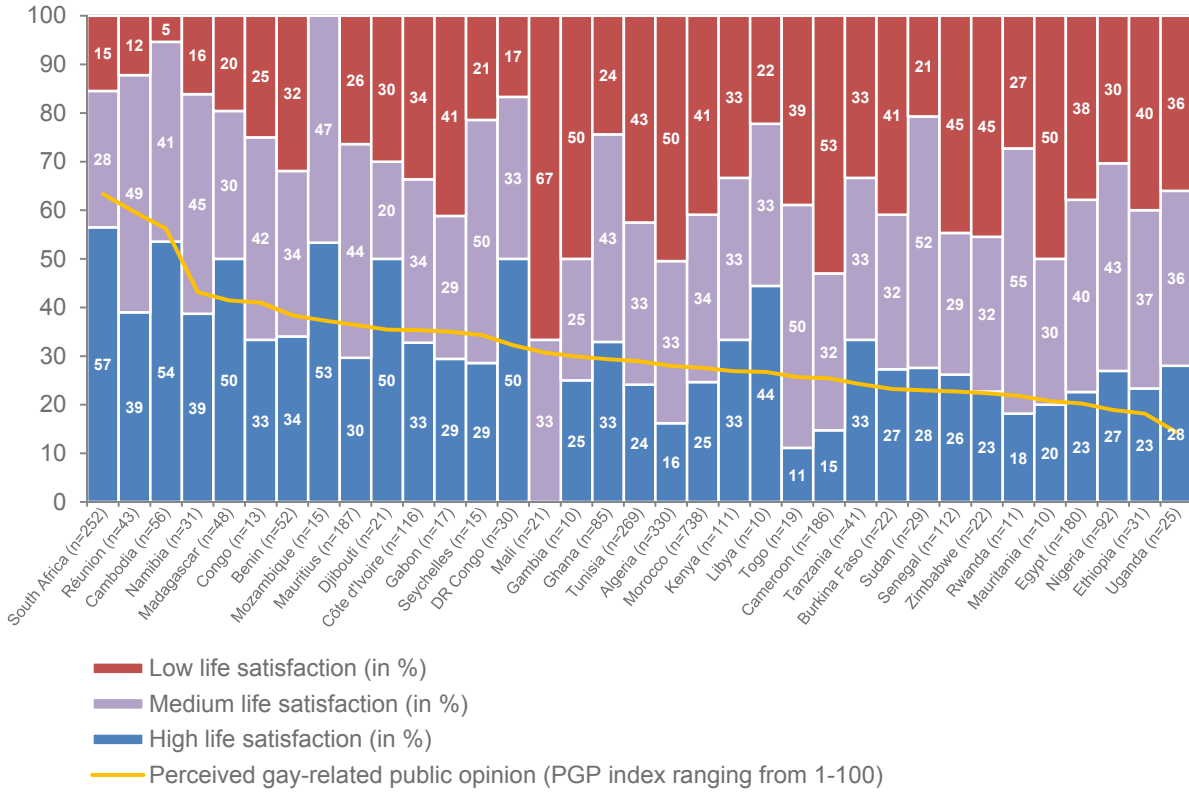
Note: For analysis, the mean value of all 5 answers has been calculated, so that low values indicate a low life satisfaction and high values indicate high life satisfaction. These mean values have been merged to three categories of equal range: high, medium and low life satisfaction. Additionally displayed is the country average of the Perceived Gay-Related Public Opinion Index, which has a potential range from 0 (anti-gay) and 100 (gay-friendly). Its score values are not percentages, but since they range from 0 to 100, they are displayed in the same scale.

For each figure, countries are sorted in descending of the PGP index.

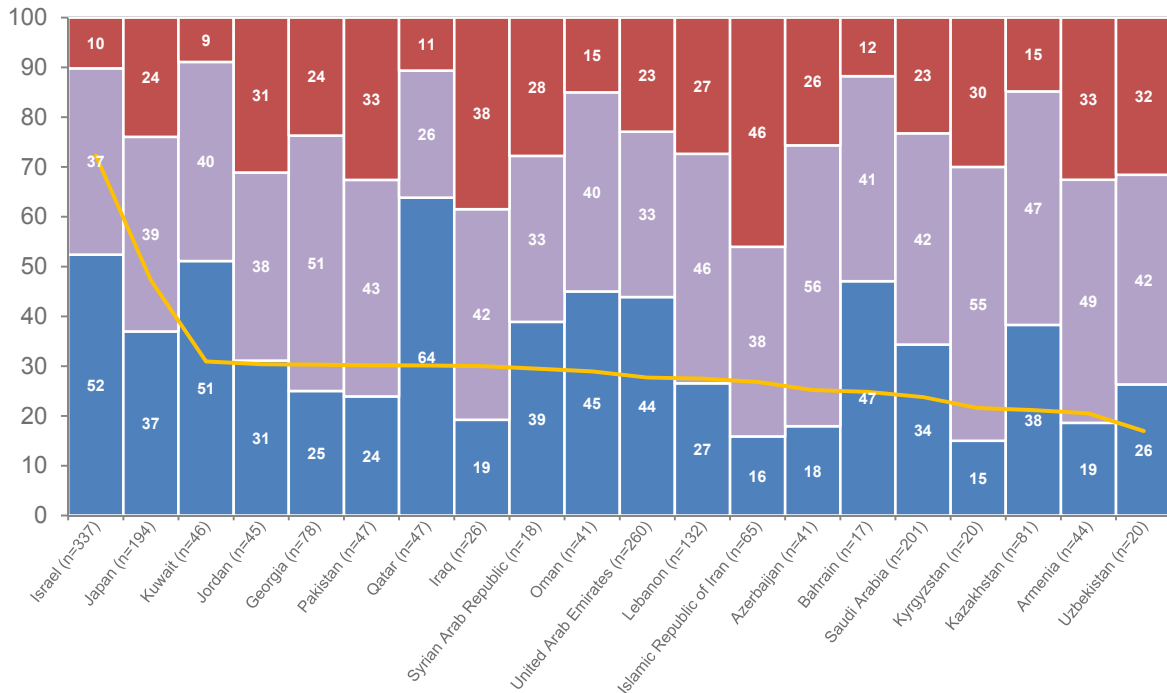
EUROPE & RUSSIA



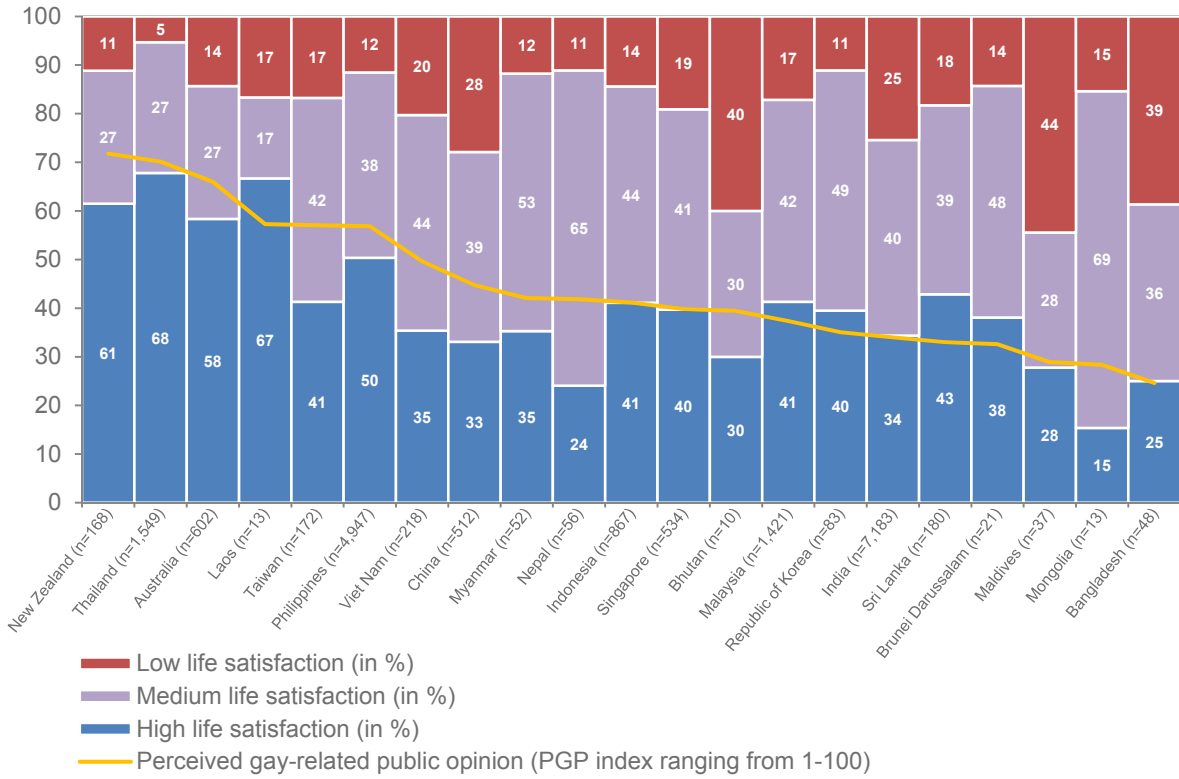
AFRICA



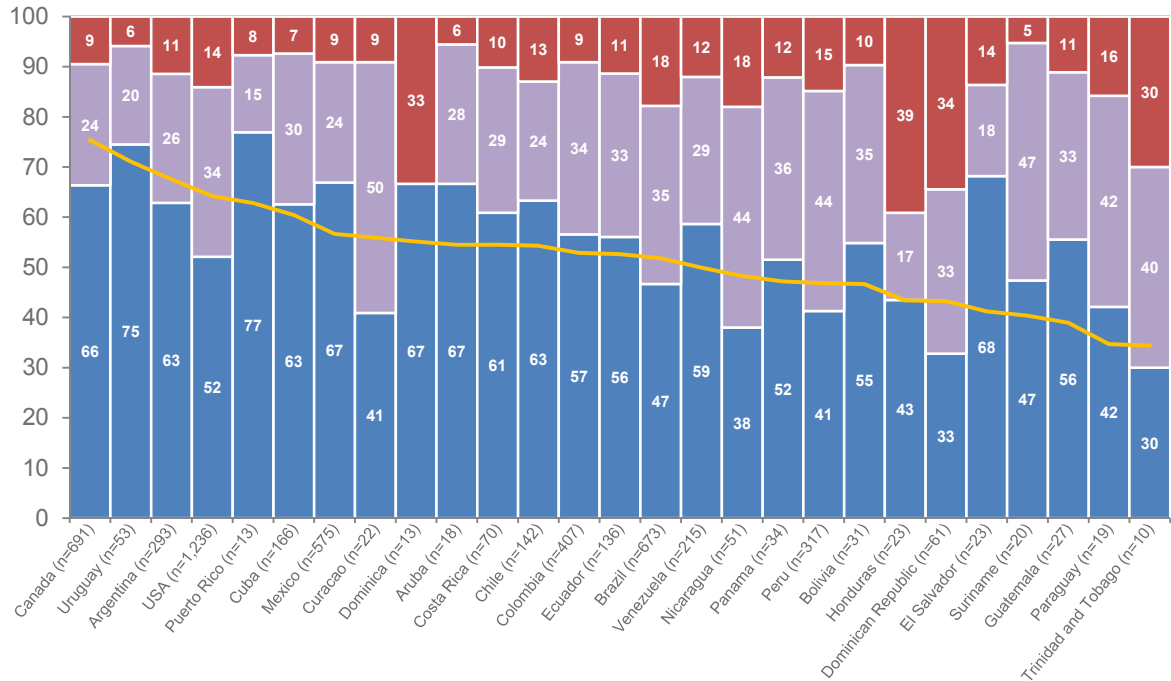
MIDDLE EAST & CENTRAL ASIA



SOUTH EAST ASIA, OCEANIA & AUSTRALIA



NORTH, CENTRAL & SOUTH AMERICA



PARTNERSHIP

In the total global sample, 33 % of participants mentioned currently being in a relationship with another man, 5 % with a woman and 58 % were not in a committed relationship at that time (a further 2 % lived in other forms of partnership; 2 % no response). Unlike the effect on life satisfaction, the perceived gay-related public opinion is not associated with the amount of gay-relationships. Especially when focussing on Europe and Russia, the perceived gay-related public opinion apparently is not linked with the amount of gay-relationships among the community. Still, between 20 % and 40 % of the participants from rather anti-gay countries of Eastern Europe have a relationship with a man (except Kosovo).

There are countries and regions with significantly lower rates of gay-relationships, like Africa and the

Middle East. It has to be further investigated if this might be partially influenced by the social climate or if other reasons lead to lower propensity of partnerships. However, as some countries reveal, gay love seems to be capable of finding its way in defiance of anti-gay social environment.

The number of men living in a relationship with a woman in Oman and Qatar as well as in some Eastern European countries seems particularly noteworthy. Further research should investigate specific public opinions and cultural values regarding the topic of relationships as well as their role within the gay community. Several findings in this distribution cannot be explained only by the gay-related climate of a society, for example the considerable proportion of gay relationships in Thailand and Cuba.

Denmark is pretty much THE country to live in as a gay/bi/trans ect. In Denmark homosexuality is so accepted that gay people can get legally married, even in a church if they wish.

Participant, Denmark



Image source: Flickr – Henk Kusters.

I moved back to Scotland from the USA with my life partner in order to live a more full secure life. Scotland had civil partnership similar to civil unions, the public here would just accept us as married and with a national health system this effectively made us feel protected and accepted in general.

Participant, Scotland

I want to see a India, where two gay men/women can walk hand in hand and not judged by others. An India, where I can get married to my partner.

Participant, India

I do not understand the reason for gays within the EU have different rights. My partner and I would like to get into a form of recognized relationship but still in Italy this is not possible.

Participant, Italy

Figure 4: Partnership and Perceived Gay-Related Public Opinion Index across world regions

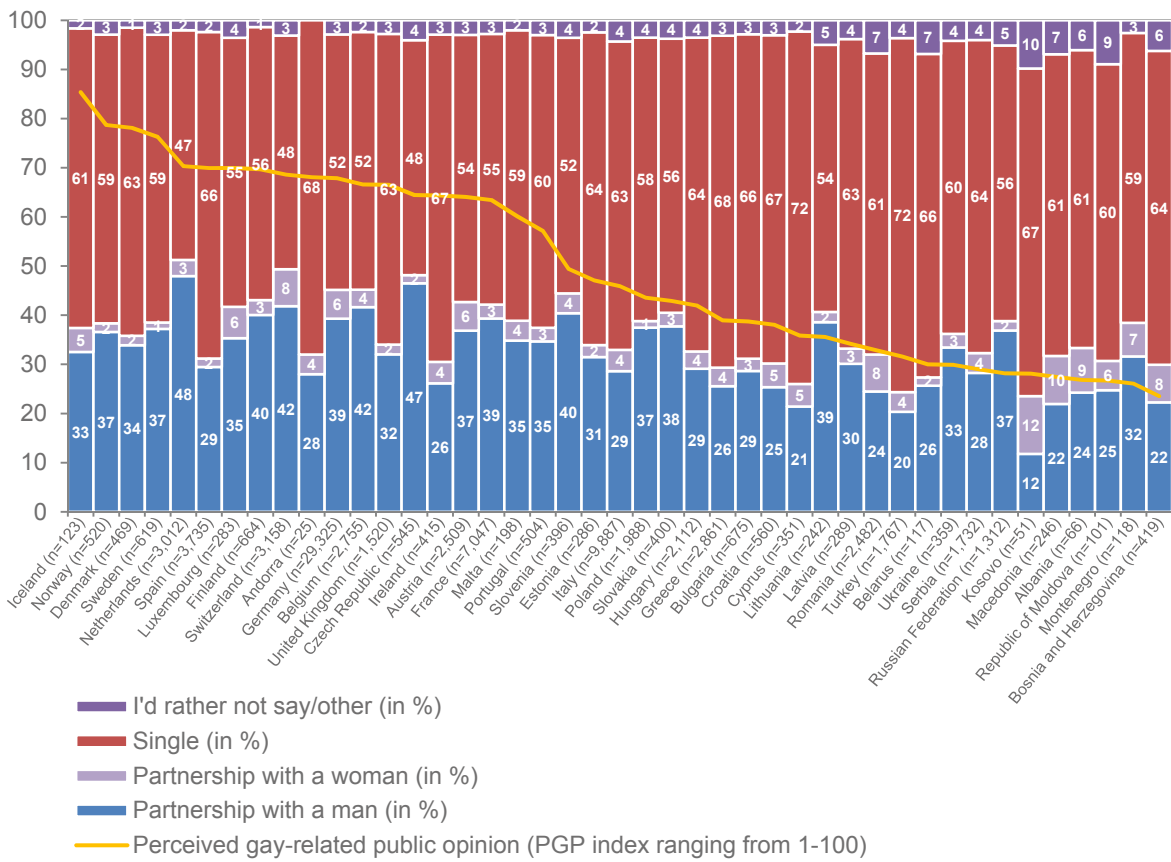
Question: "Are you currently in a committed relationship?"

Options: "Yes, with a man", "Yes, with a woman", "Other", "No, I'm not in a committed relationship at the moment.", "I'd rather not say."

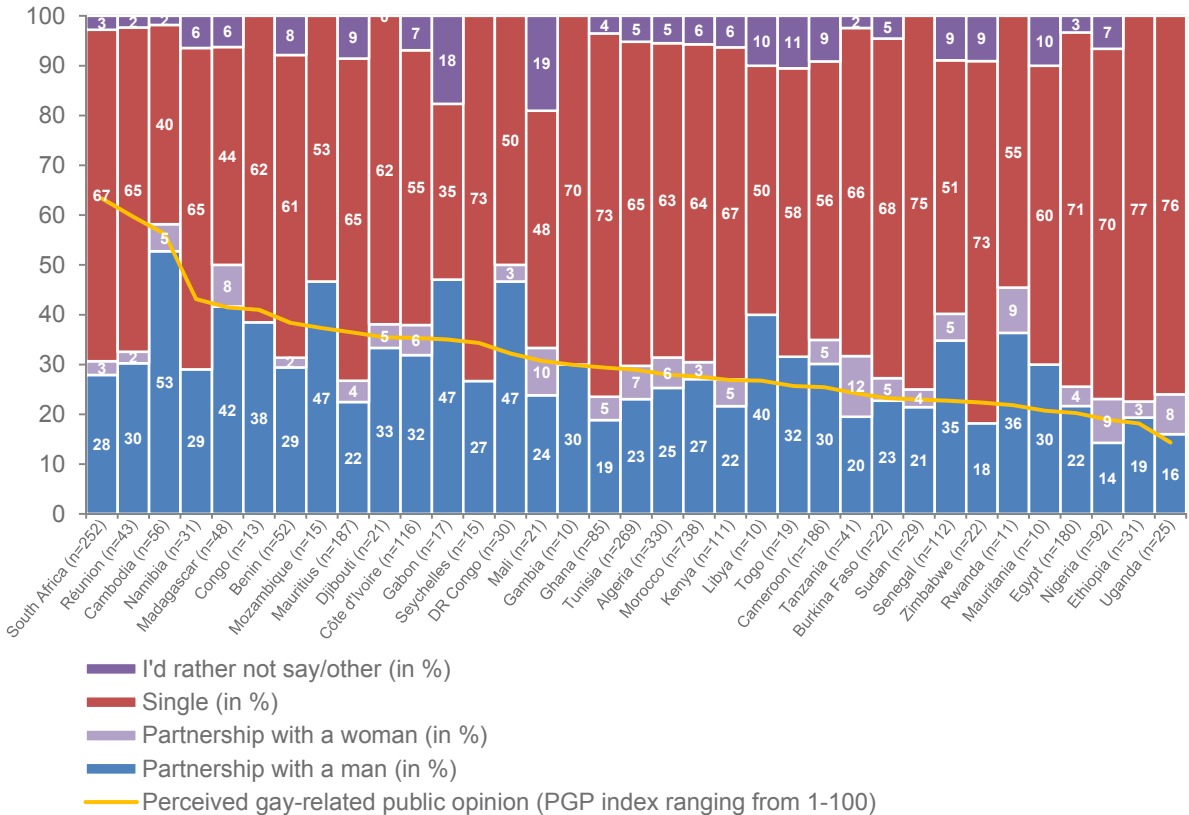
Note: For analysis, the categories "Other" and "I'd rather not say" were merged into one category. Additionally displayed is the country average of the Perceived Gay-Related Public Opinion Index, which has a potential range from 0 (anti-gay) and 100 (gay-friendly). Its score values are not percentages, but since they range from 0 to 100, they are displayed in the same scale.

For each figure, countries are sorted in descending of the PGP index.

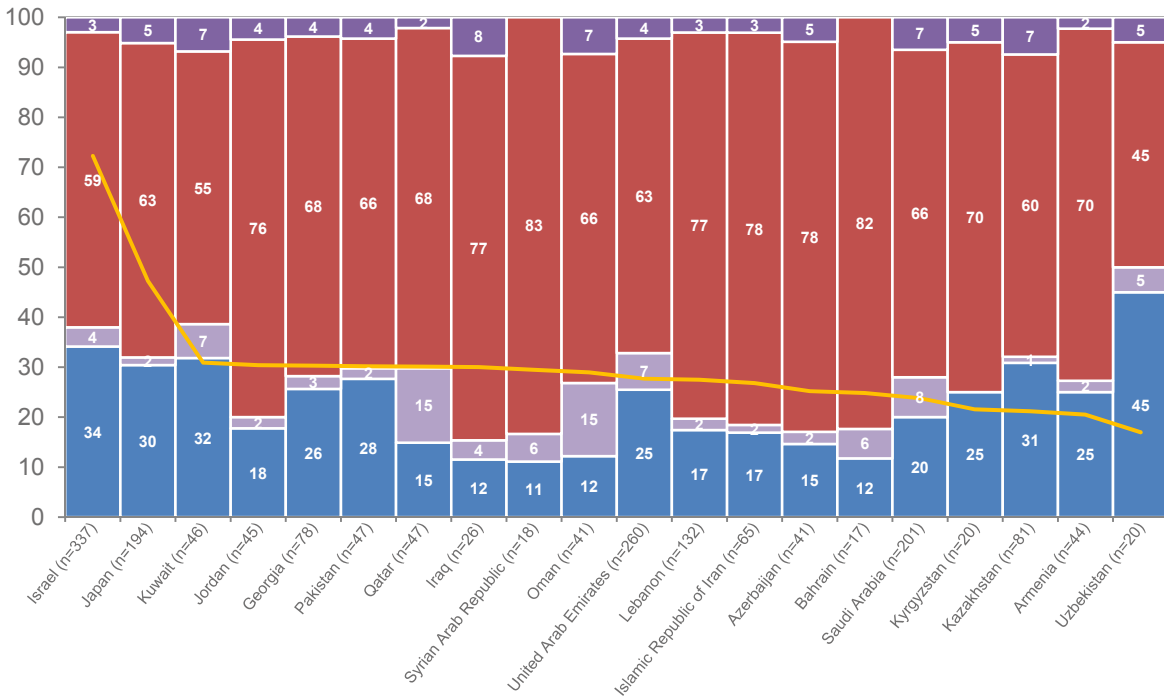
EUROPE & RUSSIA



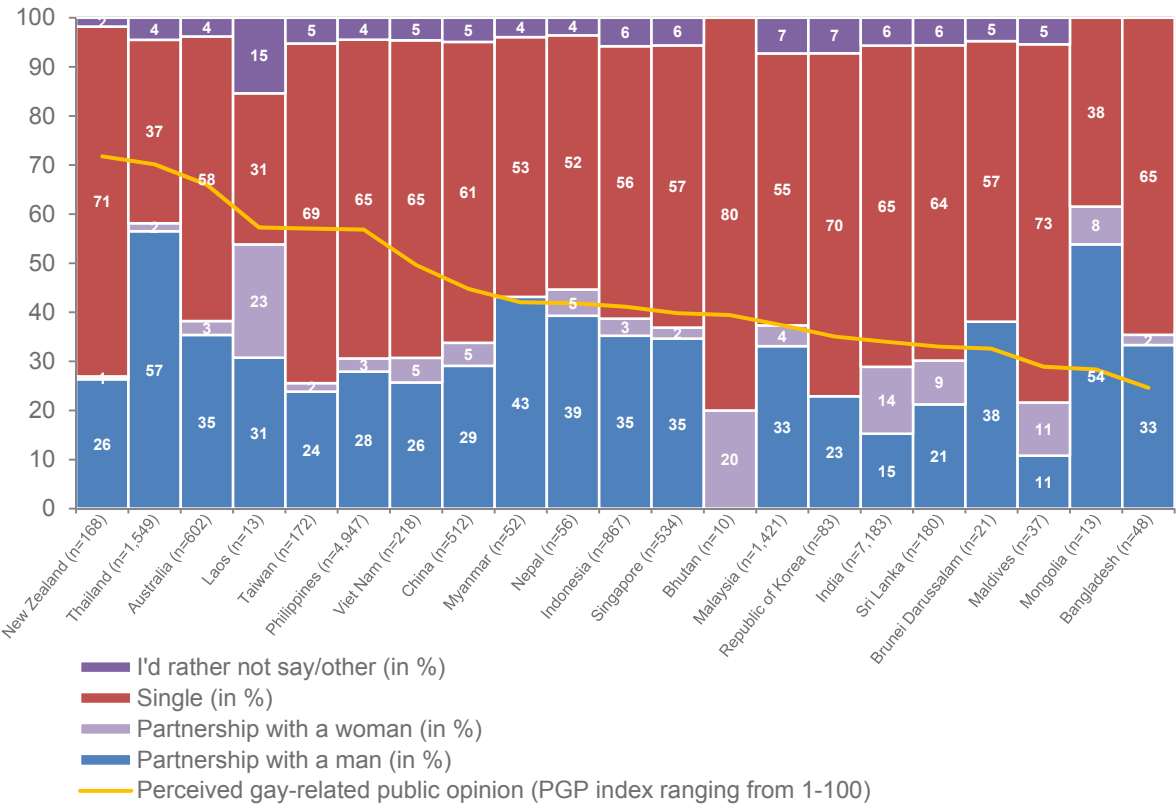
AFRICA



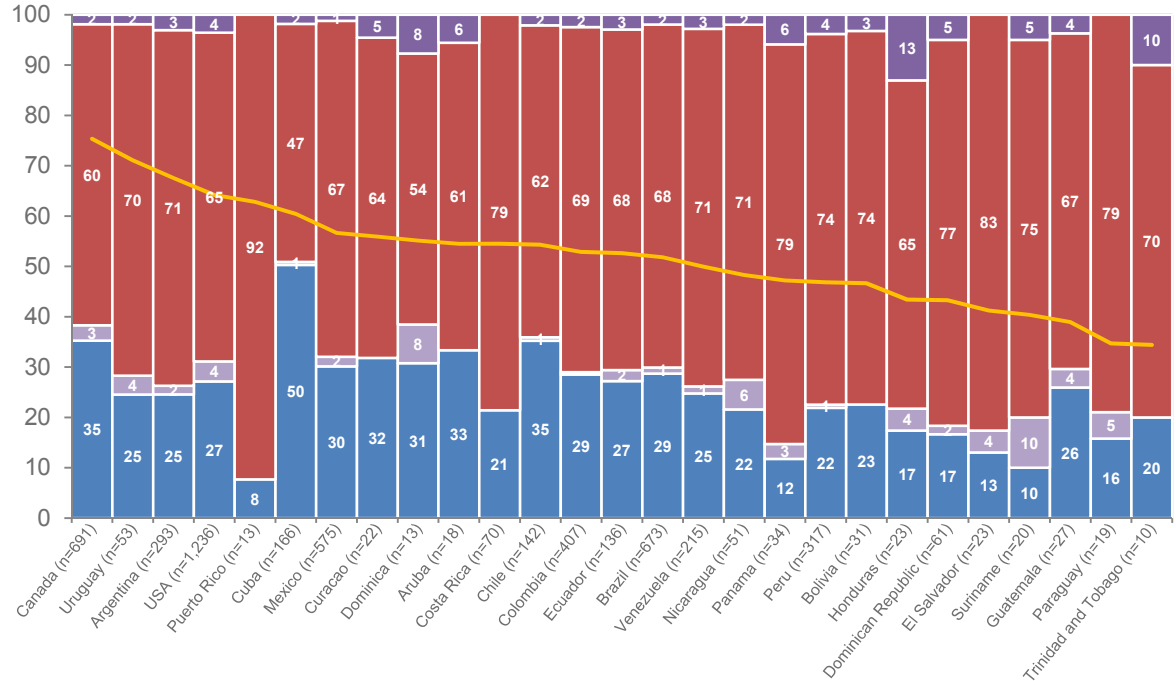
MIDDLE EAST & CENTRAL ASIA



SOUTH EAST ASIA, OCEANIA & AUSTRALIA



NORTH, CENTRAL & SOUTH AMERICA



SELF-ACCEPTANCE

A key issue among gay, bisexual and trans* men is their self-acceptance as a non-heterosexual person. Self-acceptance is associated with crucial aspects of life, like the risk of depressions or even suicides, as well as overall life satisfaction and happiness. In the survey, self-acceptance was measured using the “Internalized Homonegativity Scale” developed by Ross and Rosser⁴. The scale uses 10 items to investigate how comfortable a participant feels about his sexual orientation or gender identity. (In the questionnaire, the items wording in this scale changed according to the chosen identity: e.g. “I feel comfortable about being gay/bisexual”/ “... being trans*”; “Even if I could change my sexual orientation, I wouldn’t.”/ “... gender identity...”).

Responses to this scale were again clustered into three categories representing high, medium and low self-acceptance as a gay/bisexual or trans* man (see description in Figure 6). Figure 5 shows that self-acceptance is increasing with age among all men in our survey. Surprisingly, education has no clear linear influence on self-acceptance. It is at the highest level among men

with basic education but decreases for both higher and lower (no formal) education.

Both graphs in Figure 5 reveal the most important finding regarding self-acceptance: less than 50 % of the men in our sample have a high self-acceptance as a gay, bisexual or trans* man.

*I would love to wake up one morning
and to erase all of this ...*

Participant, 25, Bosnia

Figure 6 shows the distribution in all countries under consideration and with this comparison one potential reason for the low amounts of high self-acceptance: the data reveals a very strong correlation between perceived gay-related public opinion and self-acceptance in terms of internalized homonegativity. While this effect might not be surprising, its strength is stunningly high. Regarding Europe and Russia; for example, self-acceptance and the PGP index run closely together. The proportion of men with high self-acceptance decreases from about 70 % in the very gay-friendly northern countries

⁴ Ross, M. W., & Rosser, B. R. S. (1996). Measurement and correlates of internalized homophobia: a factor analytic study. *Journal of Clinical Psychology*, 52(1), 15-21.

to less than 20 % in some Eastern European countries. The strength of this correlation again reveals the emotional power of perceived public opinion against a minority.

However, the relation between these two variables – public opinion and self-acceptance – can be interpreted both ways concerning causality. On the one hand, it is possible that the perceived gay-related public opinion constitutes the intensity to which gay and bisexual men internalize homonegativity. On the other hand, the opposite might be the case: internalized homonegativity of a person might affect his perception of the gay-related public opinion. Indeed,

the first direction (low public acceptance induces low self-acceptance) is much more plausible but cannot yet be proven by a cross-country measurement at one point in time. If this is the assumption, interventions to improve public opinion – or at least the perception of public opinion that is not only based on own experiences but also on media – could be a successful way to increase gay, bisexual and trans* men's self-acceptance. It is also possible and very plausible that third variables (like culture, history, etc.) might influence the two variables discussed here.

When I knew I was gay I started wondering what's wrong with me and I started looking for some treatment to heal me, I had hope I wanted to be cured but now I realised that this is me and there is no way out.

Participant, Lebanon

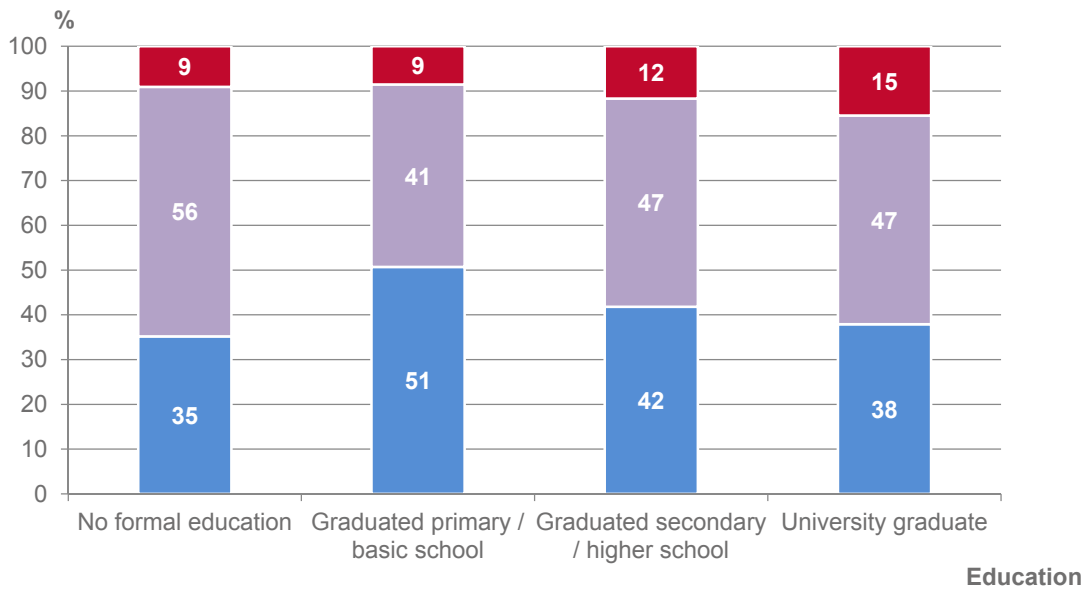
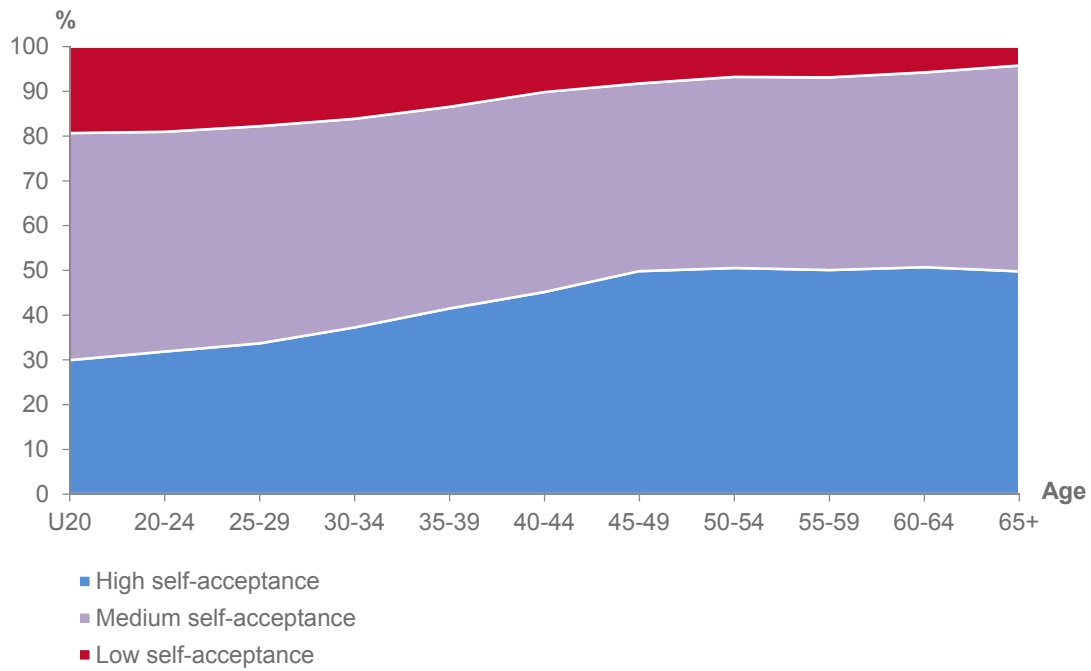
Firstly, I am afraid to show my gay life to others and worried about my life.

Participant, Myanmar

I think about myself that I'm worst because I don't have a girlfriend while my friends do. They have kids, families. I'm handsome, fit, intelligent. Unfortunately I'm gay. ...

Participant, 28, Poland

Figure 5: Self-acceptance by age and educational level



Note: All n=115,552 participants

Figure 6: Self-acceptance and Perceived Gay-Related Public Opinion Index across world regions

Question: “How do you feel about your sexual orientation and/or gender identity?”

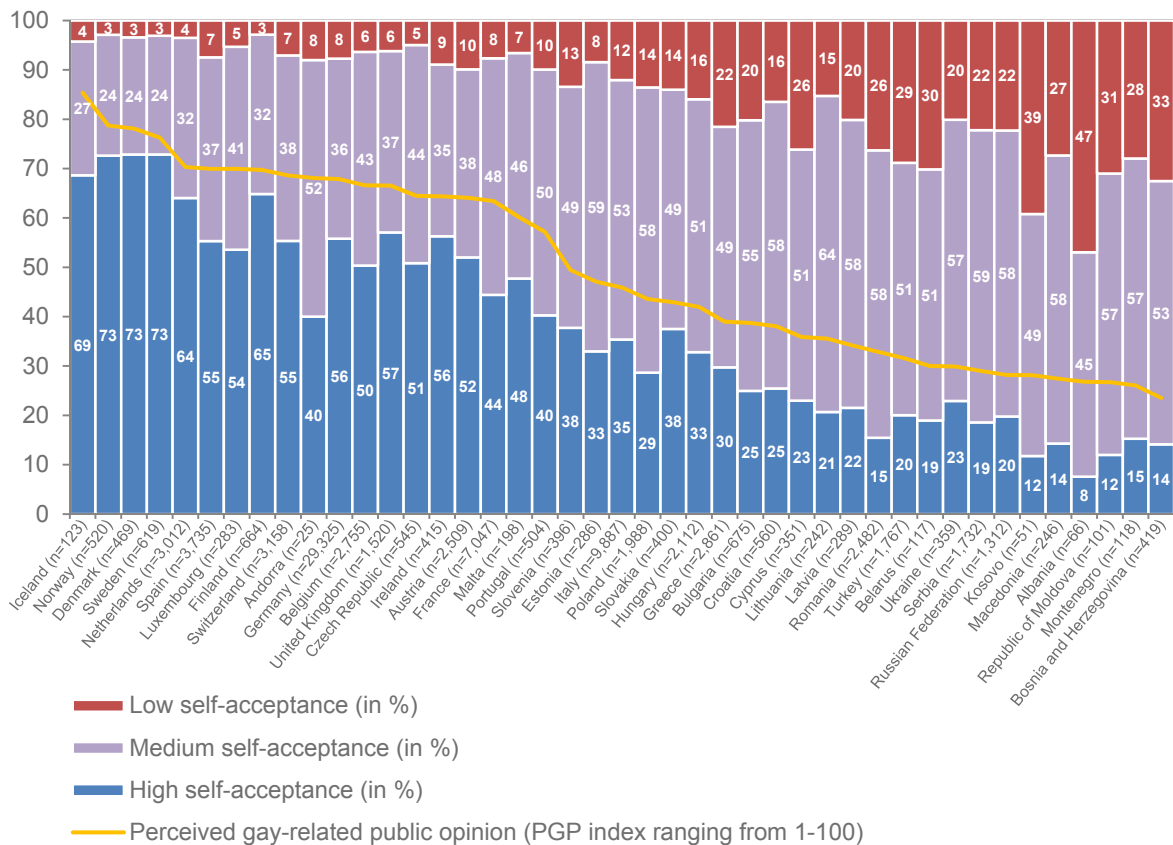
10 items: *If respondent said to be trans*, the options were adapted:* “I feel comfortable about being seen in public with an obviously gay person.”, “I try to make sure that the way I dress or my posture don’t seem gay/bisexual (*trans**).”, “Even if I could change my sexual orientation (*gender identity*), I wouldn’t.”, “feel comfortable about being gay/bisexual (*trans**).”, “I don’t like thinking about my homo-/bisexuality (*transsexuality*).”, “I am not worried about anyone finding out that I am gay/bisexual (*trans**).”, “I fear negative consequences for my quality of life if more people knew that I’m gay/bisexual (*trans**).”, “I feel comfortable discussing my homo-/bisexuality (*transsexuality*).”, “I would prefer to be solely or more heterosexual.”, “It is important to me to control who knows about my homo-/bisexuality (*transsexuality*).”

Options: 7-point scale from “Does not apply to me” to “Applies to me”.

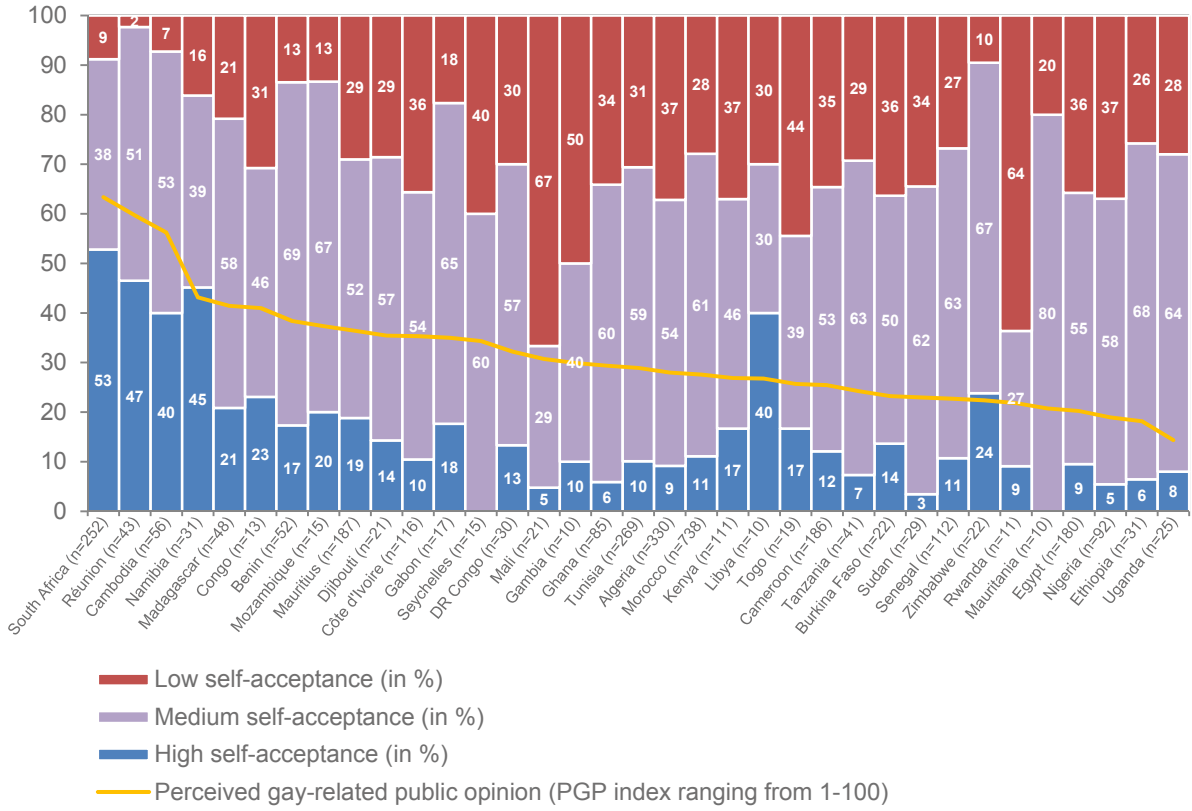
Note: For analysis, the mean value of all 10 answers has been calculated so that low values indicate a low self-acceptance and high values indicate high self-acceptance (items with opposite meanings have been reversly included). These mean values have been merged to three categories of equal range: high, medium and low self-acceptance. Additionally displayed is the country average of the Perceived Gay-Related Public Opinion Index, which has a potential range from 0 (anti-gay) and 100 (gay-friendly). Its score values are not percentages, but since they range from 0 to 100, they are displayed in the same scale.

For each figure, countries are sorted in descending of the PGP index.

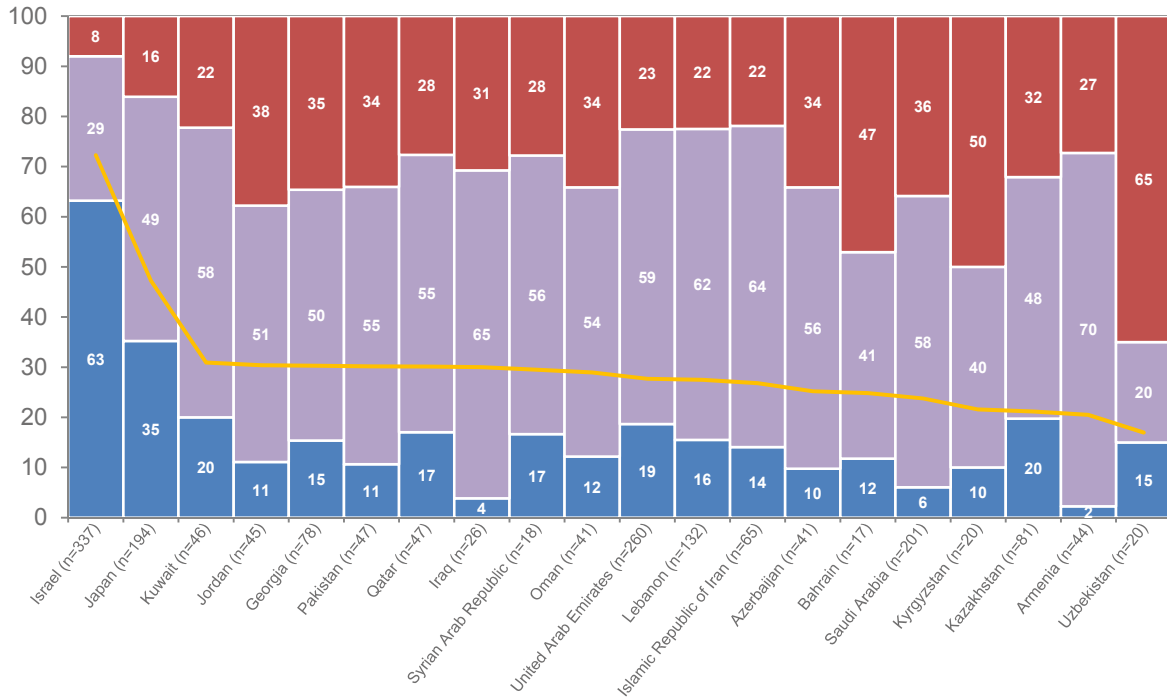
EUROPE & RUSSIA



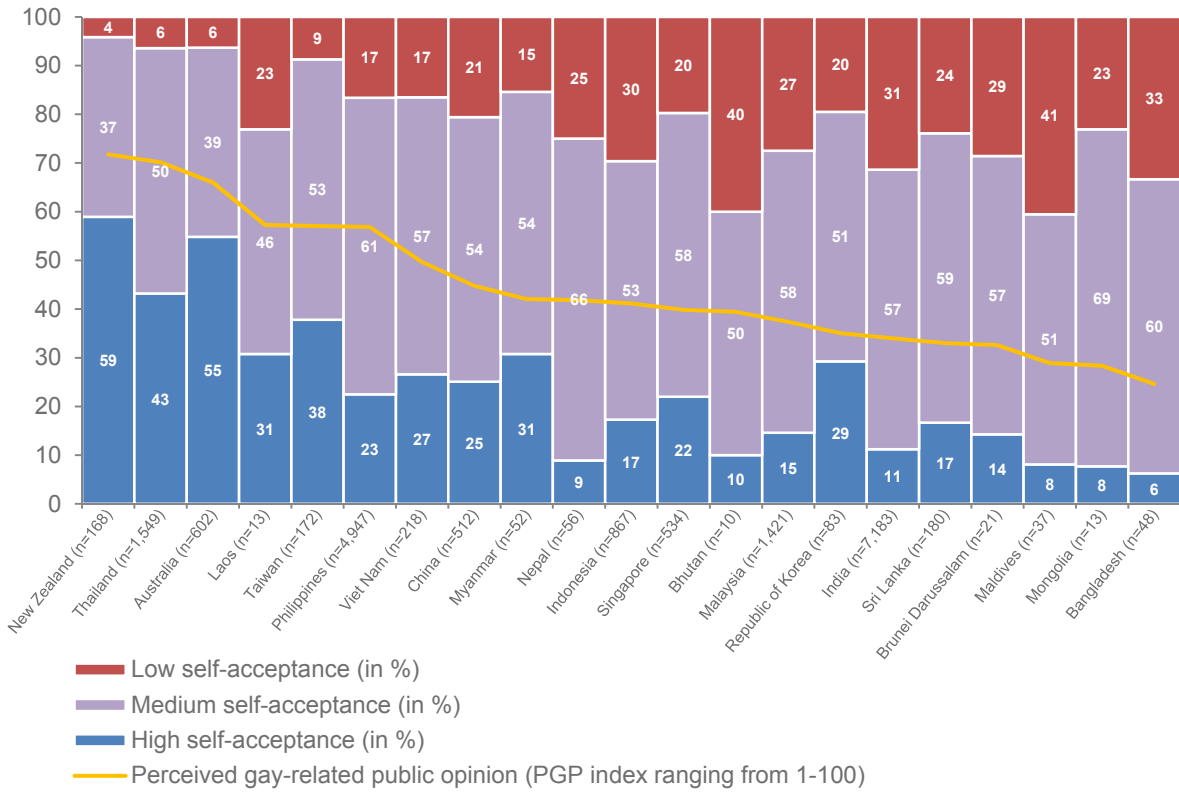
AFRICA



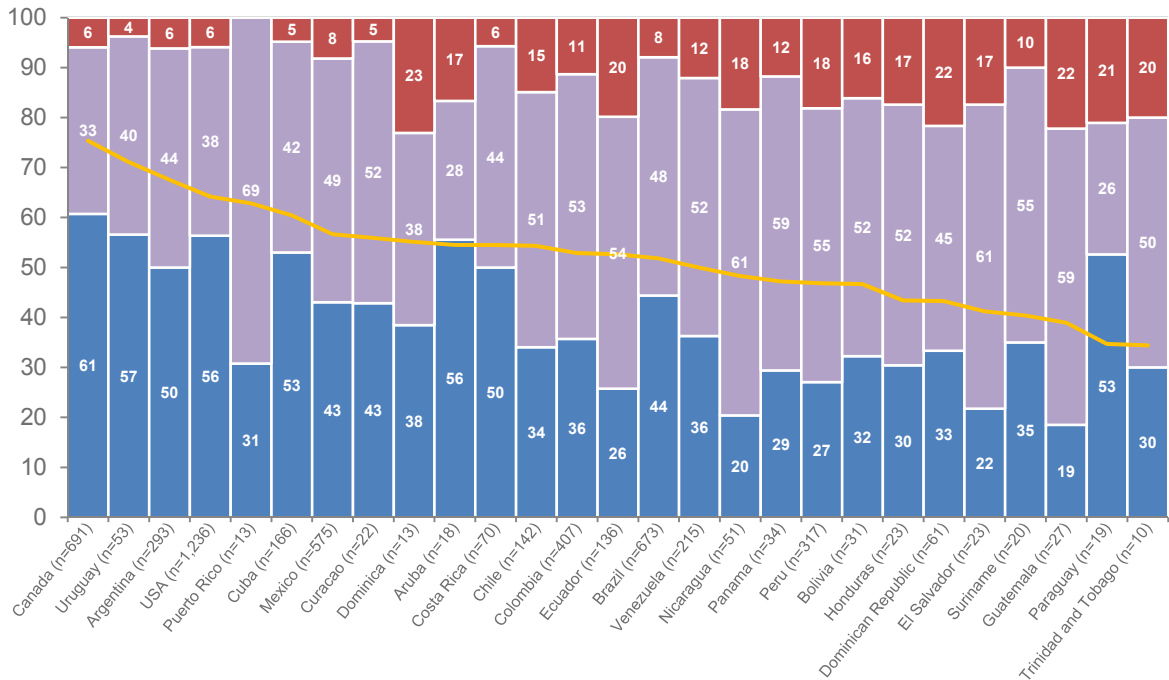
MIDDLE EAST & CENTRAL ASIA



SOUTH EAST ASIA, OCEANIA & AUSTRALIA



NORTH, CENTRAL & SOUTH AMERICA



COMING OUT

Participants of the study have been asked “Who knows that you’re sexually attracted to men?” or “...you’re trans*?”. They were requested to give this answer related to several spheres of life: family, friends and work/education. As Figure 7 shows, nowadays a vast majority of gay and bisexual men have disclosed their sexual attraction towards men or their trans* identity to at least one person. Among the entire sample, the majority came out to their family, followed by friends and work/school/university (see description in Figure 8 for the entire question and options as well as interpretation of “out” versus “not out”).

Besides this basic comparison, the study shows very large differences concerning the extent of disclosure of a gay/bisexual orientation or of a trans* identity in countrywise comparison. While in some countries 80 % of the participants are out to their friends, this can be as low as 30 % in some other countries. As before, this topic is closely related to the perceived gay-related public opinion. Especially concerning workplace, the amount of disclosure steadily decreases with perceived public opinion in a country, as can be seen for Europe and Russia but also in the other parts of the world. While in the gay-friendly Northern European countries more than 70 % disclose

their sexual orientation or gender identity at the workplace, less than 20 % do so in Eastern Europe.

Particularly low values of coming out in any sphere of life can be found in the Middle East and Central Asia. They are even lower than in other countries of the world that have a similar perception of public opinion and similar laws. In Middle East and Central Asia, talking about being gay, bisexual or trans*, thus, seems to be taboo.

One could expect that coming out is a key predictor when comparing differences concerning discrimination, violation and bullying between gay-friendly and anti-gay countries. If nobody knows about someone’s non-heterosexual orientation or identity, nobody can discriminate against the person based on these characteristics. However, in a first data analysis we found no statistical differences between people who have disclosed their identity and those who haven’t with regard to experiences of bullying, abuse and discrimination. This finding has to be further investigated. It might be related to outward appearance, to being seen in public with another guy or to not behaving like the other boys in school, which already lead to anti-gay attacks.



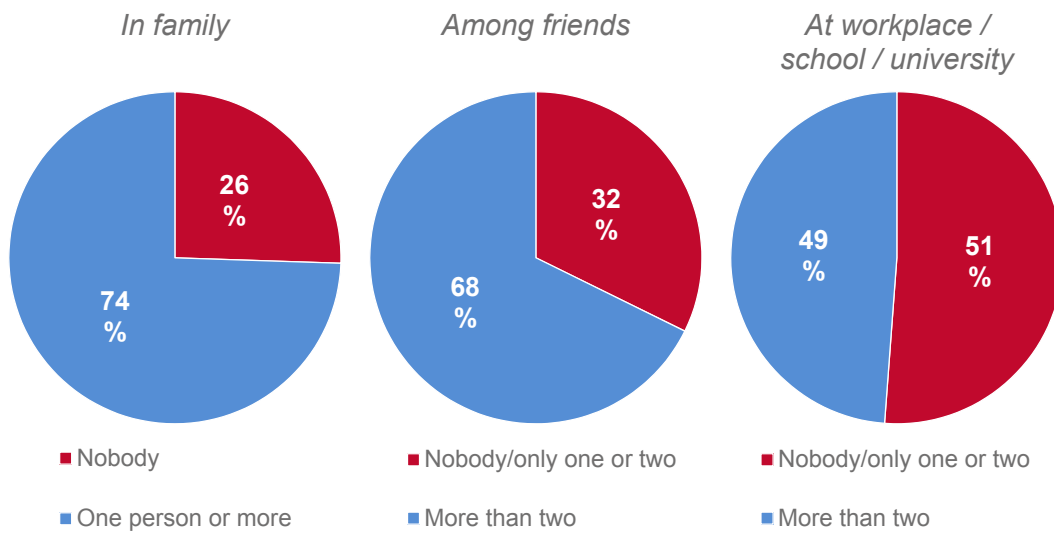
Image source: Fotolia – Molly.

I never declared my homosexuality to anybody in Egypt. No one knows I am gay, family, friends, and colleagues. The society makes me afraid to be declared. I will be rejected and disrespected from everyone and usually make bad jokes of me. ...

Participant, Philippines (Egypt before)

Figure 7: Disclosure of sexual orientation or gender identity in family, among friends and at workplace/school/university

“Who knows that you’re sexually attracted to men?” / “...you’re trans*?”



Note: All n=115,552 participants

I was married before to a wonderful woman and have 3 grown up kids, divorced and came out 7 years back. Not one bad comment have I got all these years... Iceland sure is a good country to live in.
Participant, Iceland

... I have only one straight friend who knows about my sexual orientation, and she’s so supportive, I wish I can share my life with my family, my childhood homophobic friends, the place I study...
Participant, 23, Morocco

Figure 8: Disclosure of sexual orientation or gender identity and Perceived Gay-Related Public Opinion Index across world regions

Question: “Who knows that you’re sexually attracted to men?” / “...you’re trans*?”

4 items (family): “Father”, “Mother”, “Sister(s)”, “Brother(s)”.

Options: “Yes”, “No”, “Not applicable”.

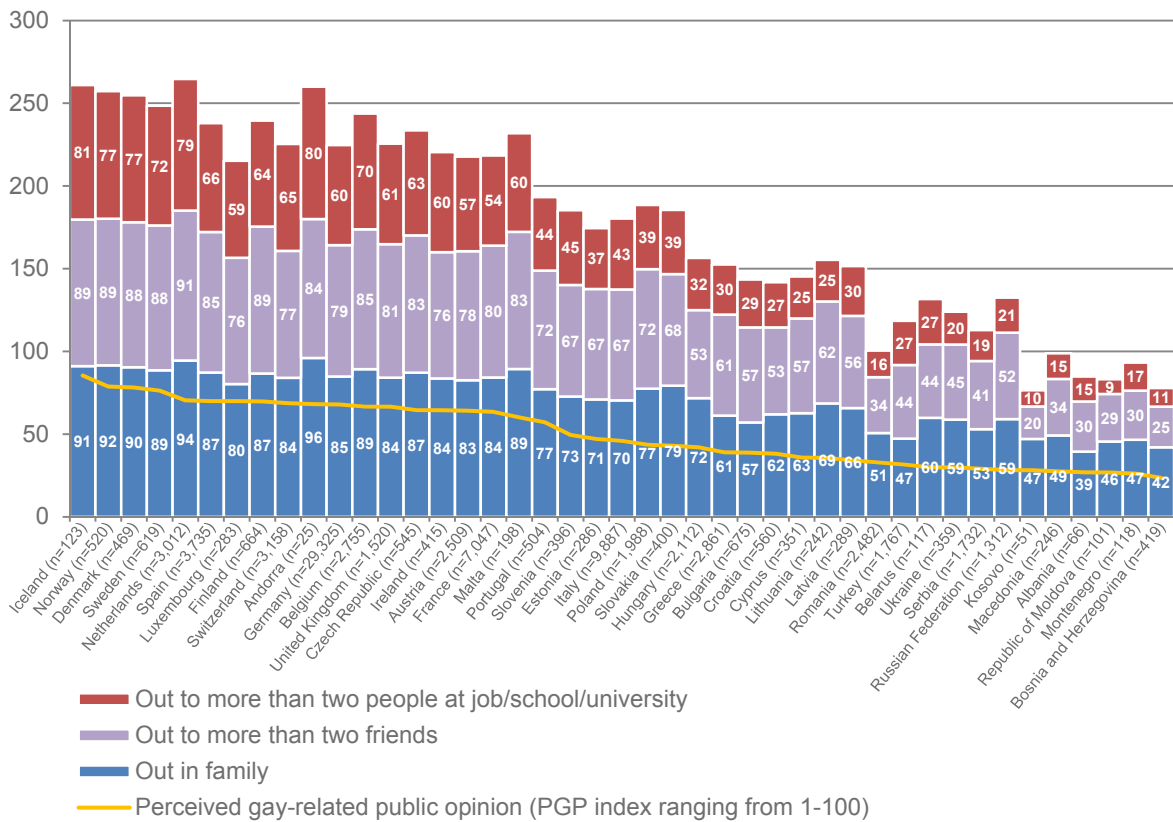
4 items (other): “Extended family (aunts, uncles, ...)”, “Friends”, “At school/university (classmates/teachers)”, “Colleagues”.

Options: “Nobody”, “Only one or two”, “Many”, “(Almost) Everybody”, “Not applicable”.

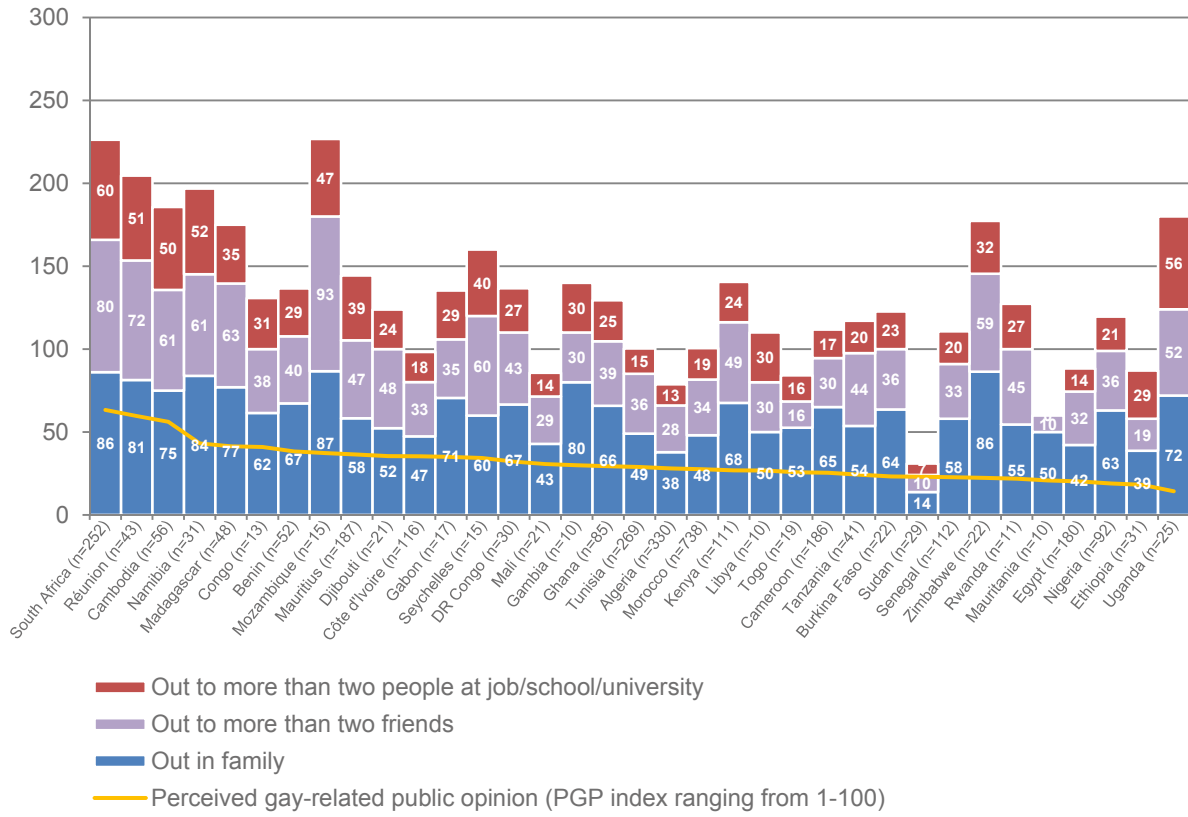
Note: For analysis, respondents who said to be out to at least to one family member (“Father”, “Mother”, “Sister(s)”, “Brother(s)”) or “Extended family (aunts, uncles, ...)”) were categorized as “out in family”. Respondents who said to be out to “Many” or more friends were categorized as “out to more than two friends”. Respondents who said to be out to “Many” or more “At school/university (classmates/teachers)” and/or to “Many” or more “Colleagues” were categorized as “out to more than two at job/school/university”. Additionally displayed is the country average of the Perceived Gay-Related Public Opinion Index, which has a potential range from 0 (anti-gay) and 100 (gay-friendly). Its score values are not percentages, but since they range from 0 to 100, they are displayed in the same scale.

For each figure, countries are sorted in descending of the PGP index.

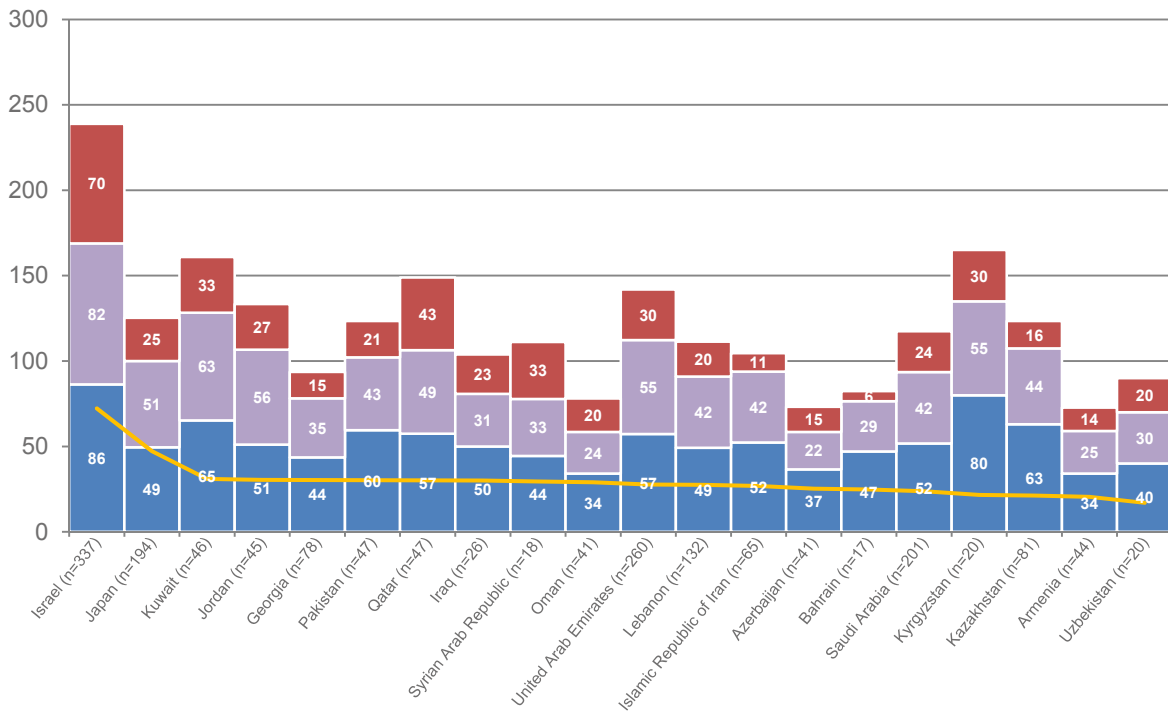
EUROPE & RUSSIA



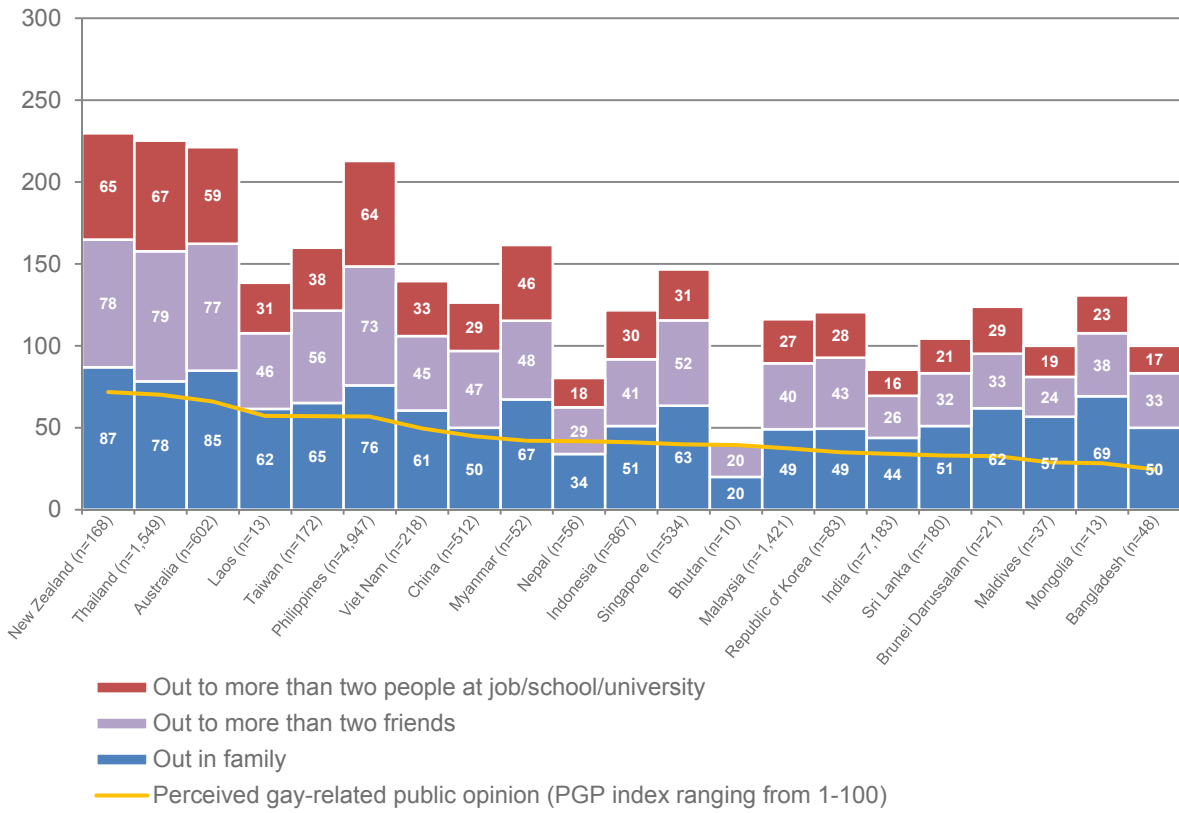
AFRICA



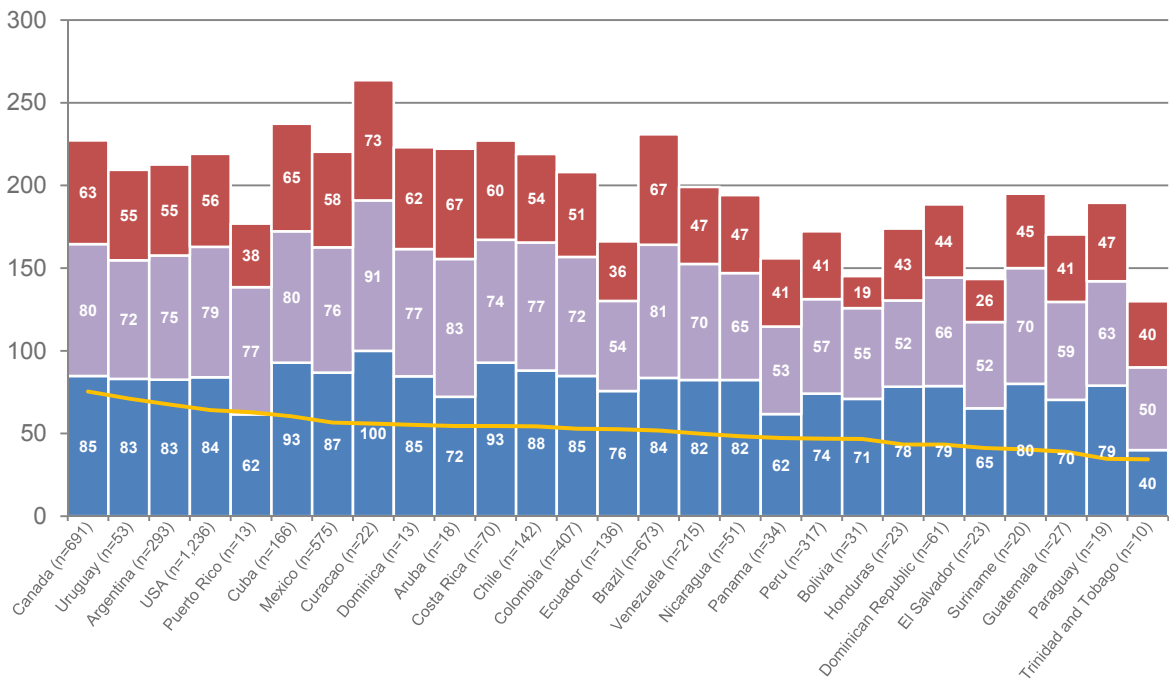
MIDDLE EAST & CENTRAL ASIA



SOUTH EAST ASIA, OCEANIA & AUSTRALIA



NORTH, CENTRAL & SOUTH AMERICA



MOVING BEHAVIOR

Throughout history, gay, bisexual and trans* men have always made use of changing residence in order to escape from anti-gay environments. In the present study, experiences of moving behavior due to anti-gay environments have been investigated by asking the question “Have you ever moved home or changed your job because of your sexual orientation?” with three relevant spheres that were distinguished in detail: moving to another place in the participant’s country, emigrating to another country and changing job/school/university. Figure 9 shows the distribution of answers in the entire sample. Both actual experiences as well as intentions of moving behavior are prevalent among about 20 % of participants. This, however, is mainly due to the fact that the vast majority of respondents in our study live in Western and Northern Europe and thus already in one of the better countries regarding gay-related environment. The countrywise comparison reveals the fact that in some countries almost half of participants have considered some kind of moving behavior. As Figure 10 (Europe and Russia) impressively shows again, perceived gay-related public opinion is strongly correlated with moving intentions: with decreasing PGP index in Eastern European countries, the number of participants that consider emigrating to another

country strongly increases. In most Eastern European countries, between 30 % and 50 % of participants consider emigrating to a gay-friendlier country. These considerations are equally high in almost all other world regions except from North America and Australia as well as other individual countries in other parts of the world. In other words, in most countries under consideration, 30 % to 50 % of gay, bisexual and trans* men considered emigrating to another country. This impressive finding was supported by some messages from participants who deeply wished to find or even to create a “safe state”. Similar correlations can be found for considering to move to another city or to change job. This shows that even in rather anti-gay countries, certain territories, cities or workplaces are better environments than others.

Actual experiences of moving behavior are the minority in most countries included in our sample. An interesting finding, however, is that the experience of moving to another city in the same country due to anti-gay climate is not strongly related to perceived gay-related public opinion. Even in the rather gay-friendly countries of Western Europe, between 10 % and 20 % of participants indicated having moved to other cities due to their sexual orientation or

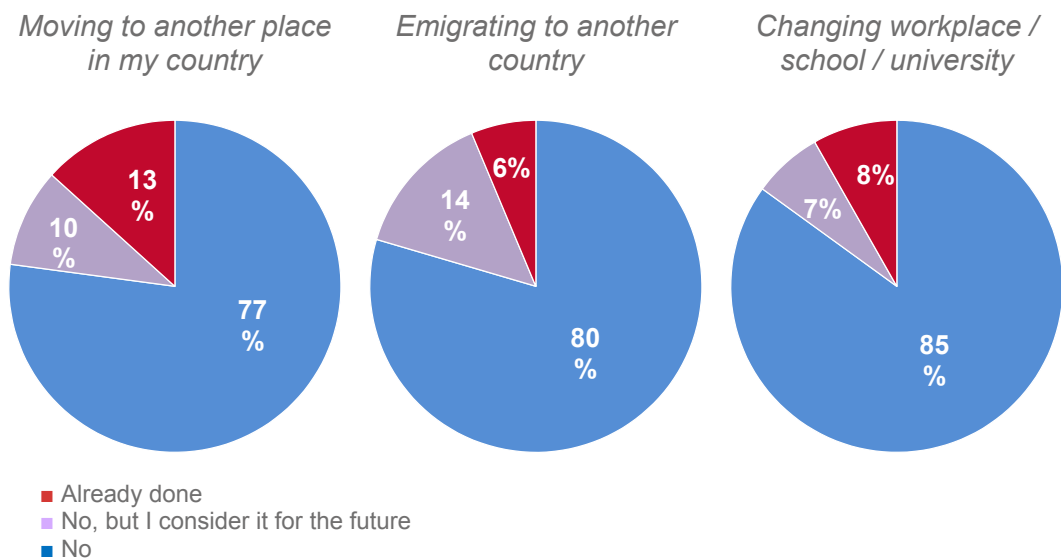
gender identity. This is an interesting result that has to be further investigated. Is this moving behavior due to negative experiences at the former place of residence? Or has it predominantly been a moving to more exciting places with more gays around – like from a small village to a big city?

For two countries, the actual experience of moving to another country has significantly high prevalence: the

United Kingdom and Ireland (leaving aside countries with only few participants where high proportions might be not representative). United Kingdom and Ireland have been the destination of many gay, bisexual and trans* men who indicate having emigrated due to sexual orientation or gender identity. It is likely that the status of these two countries is not only a specific gay-related finding but also reveals the general status of UK and Ireland as host countries.

Figure 9: Moving behavior

“Have you ever moved home or changed your job because of your sexual orientation and/or gender identity?”



Note: All n=115,552 participants

First of all I'm a Vietnamese that lives in Belgium since 3 years: the gay life here in Belgium is open and gay people mostly can be who they are without being threatened from other.
Participant, 30, Belgium

... I'm in constant fear, my only wish is to leave to a liberal country. ...
Participant, Algeria



Image source: Flickr – Franklin Heijnen.

I was in Germany for 6 months this year and it really opened my eyes to see how conservative the USA is. In most of the European countries, homosexuality isn't bad. In the Southern USA, if not in a bigger city, one might need to keep a look out over ones shoulder while walking on the street alone. I'm hoping to move to Europe because it's so much more free and LGBT friendly here.

Participant, 21, Georgia, USA

I left Egypt and live in another country with my partner (man) to feel freedom and respect. ...

Participant, Philippines (Egypt before)

For me I would rather settle somewhere else where I will have the legal rights and enjoy the same benefits as any so called straight person does in countries like Canada, Spain etc.

Participant, India

Figure 10: Moving behavior and Perceived Gay-Related Public Opinion Index across world regions

Question: “Have you ever moved home or changed your job because of your sexual orientation and/or gender identity?”

3 items: “Changing job/school/university”, “Moving to another place in my country”, “Emigrating to another country”.

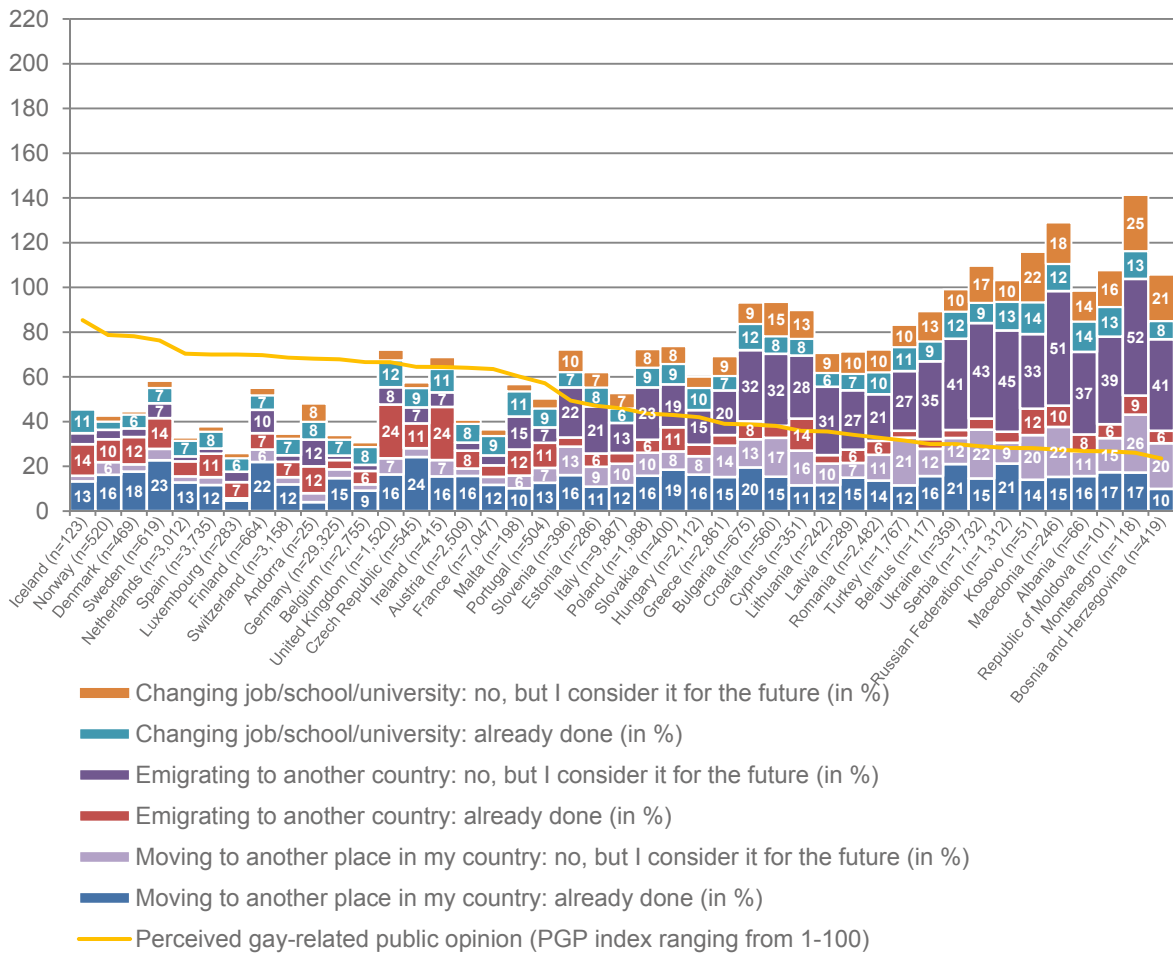
Options: “Already done”, “No, but I consider it for the future”, “No”.

Note: Additionally displayed is the country average of the Perceived Gay-Related Public Opinion Index, which has a potential range from 0 (anti-gay) and 100 (gay-friendly). Its score values are not percentages, but since they range from 0 to 100, they are displayed in the same scale.

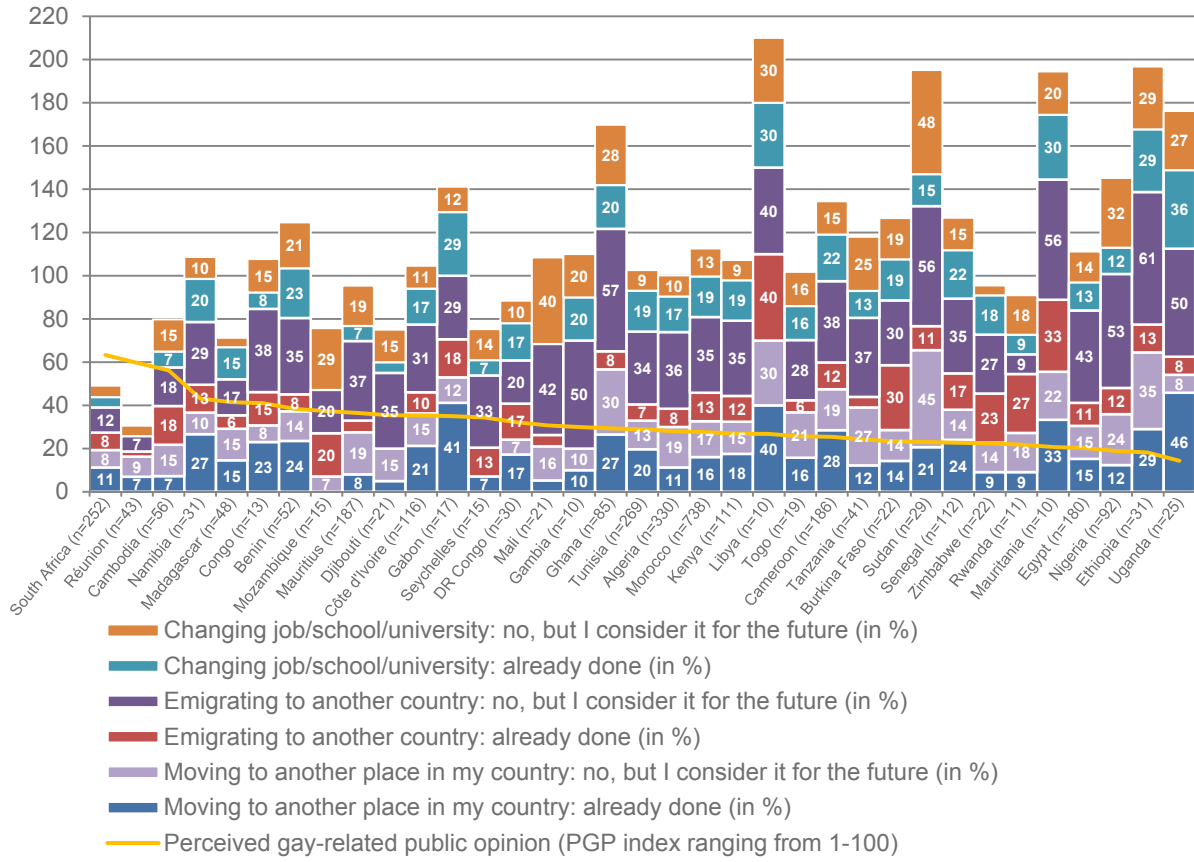
For each figure, countries are sorted in descending of the PGP index.

Please note: For improved readability, labels for values lower than 6 are hidden in the following figures.

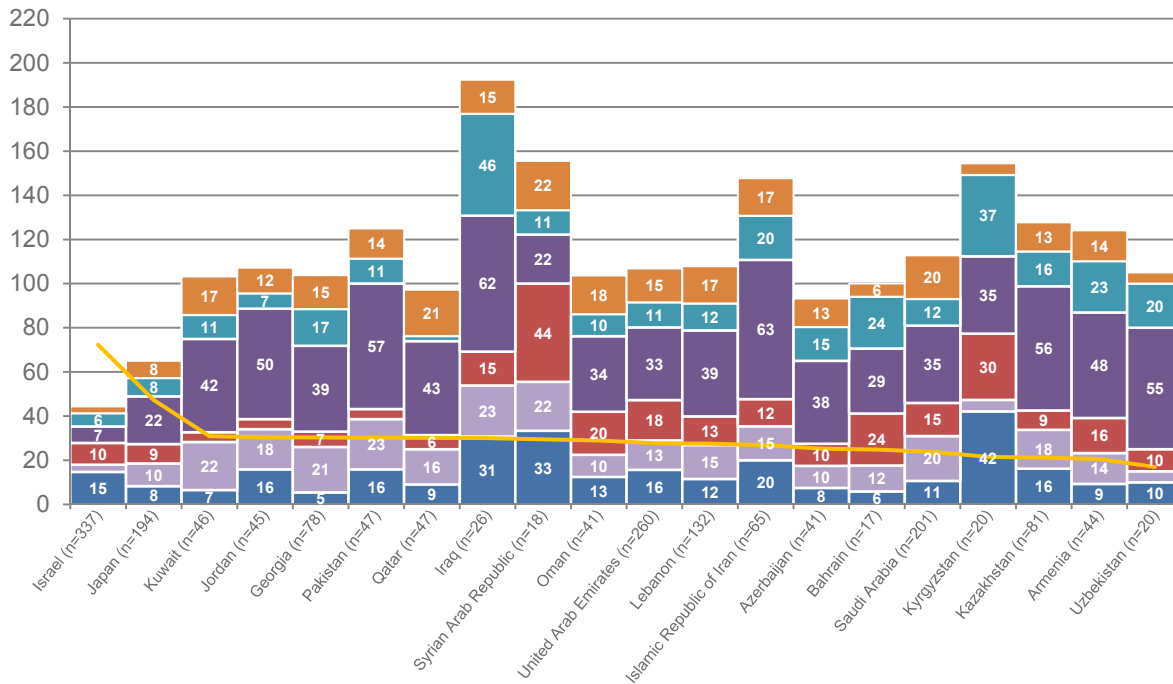
EUROPE & RUSSIA



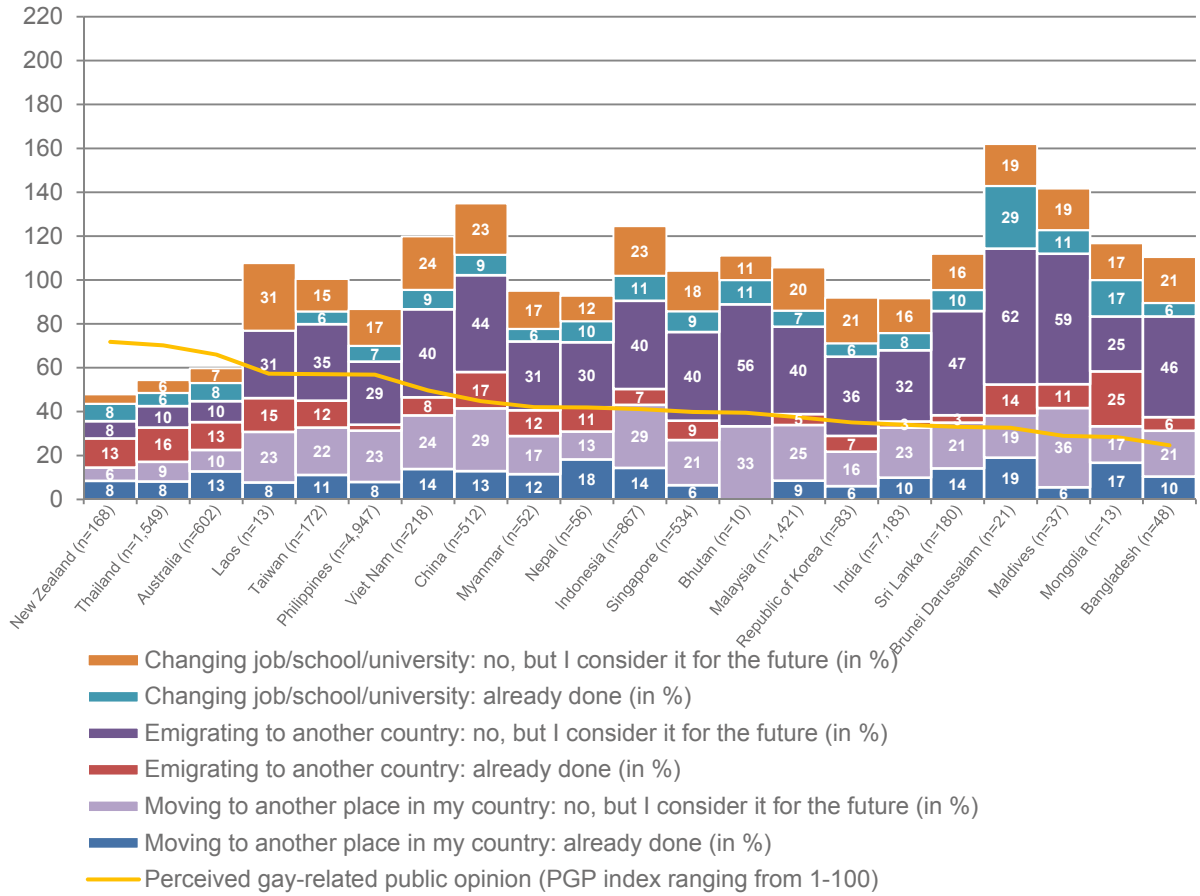
AFRICA



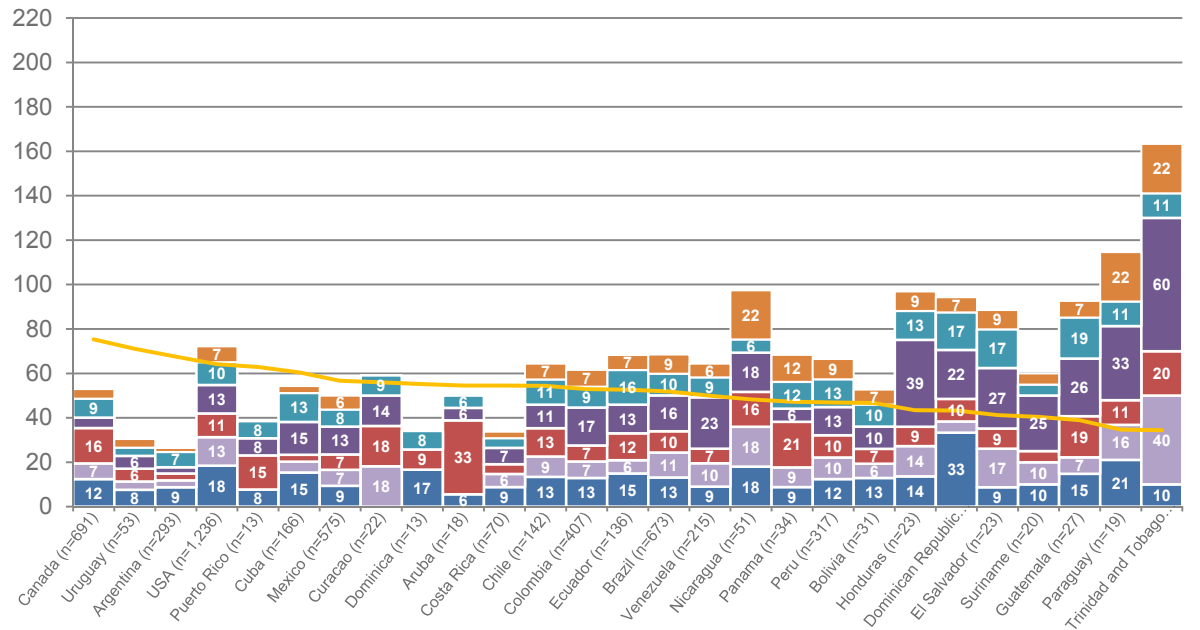
MIDDLE EAST & CENTRAL ASIA



SOUTH EAST ASIA, OCEANIA & AUSTRALIA



NORTH, CENTRAL & SOUTH AMERICA



DISCRIMINATION

The survey investigated experiences of discrimination by asking the question “Have you ever experienced or assumed that your sexual orientation and/or gender identity have been the reason for any of the following kinds of discrimination within your family, at work, education or healthcare?”. We provided the participants with several possible issues of discrimination to choose from as well as an open field to name other forms of discrimination. A detailed analysis of all these open answers will take further time. For this report, the number of participants choosing at least one of the predefined answers is presented (see description in Figure 11).

Again, as the case of Europe and Russia reveals, gay-related public opinion and experiences of discrimination are strongly connected. The gay-friendlier a country, the less prevalent experiences of discrimination are. The highest prevalence of discriminatory experiences can be found among respondents from Africa and the Middle East. For some countries in these regions, the majority of respondents has had experiences of discrimination in all fields: job, family and healthcare. This is an alarming finding which – due to the

low number of participants and the likelihood that these are not representative for the entire country – needs further studies.

Surprisingly, participants who are not out to their family (see chapter “Coming Out”) have also experienced discrimination with the same prevalence as those who are open about their sexuality. In other words: even if an individual has not explicitly told his family that he is gay, bisexual or trans*, acts of discrimination based on sexual orientation or gender identity still occur. At least, the participants in our survey feel discriminated in different ways. Possibly, the family’s mere *assumption* or perception that their son or brother could be gay, bisexual or trans* leads to certain kinds of discrimination. In the sphere of work or education, however, discrimination is more likely for participants who are out among colleagues compared to participants who are not out.

Finally, although the situation in most western societies seems to be far better than in other parts of the world, even in most western societies one out of every five respondents reports some experience of discrimination.



Image source: Flickr – Guillaume Paumier.

The Problem in Germany is that large well known and government supported corporates do NOT support or tolerate gays in high paying jobs. You will rarely see a gay person climbing the ladder as fast as a married heterosexual with children, because they think that gay persons project a bad image within their company.

Participant, 35, Germany

I think we in Iceland should teach other countries that being gay is not bad. I'd like to see more gay people working in higher authorities in all governments. – Love from Iceland

Participant, Iceland

Figure 11: Discrimination and Perceived Gay-Related Public Opinion Index across world regions

Question: “Have you ever experienced or assumed that your sexual orientation and/or gender identity have been the reason for any of the following kinds of discrimination within your family, at work, education or healthcare?” *multiple options possible*

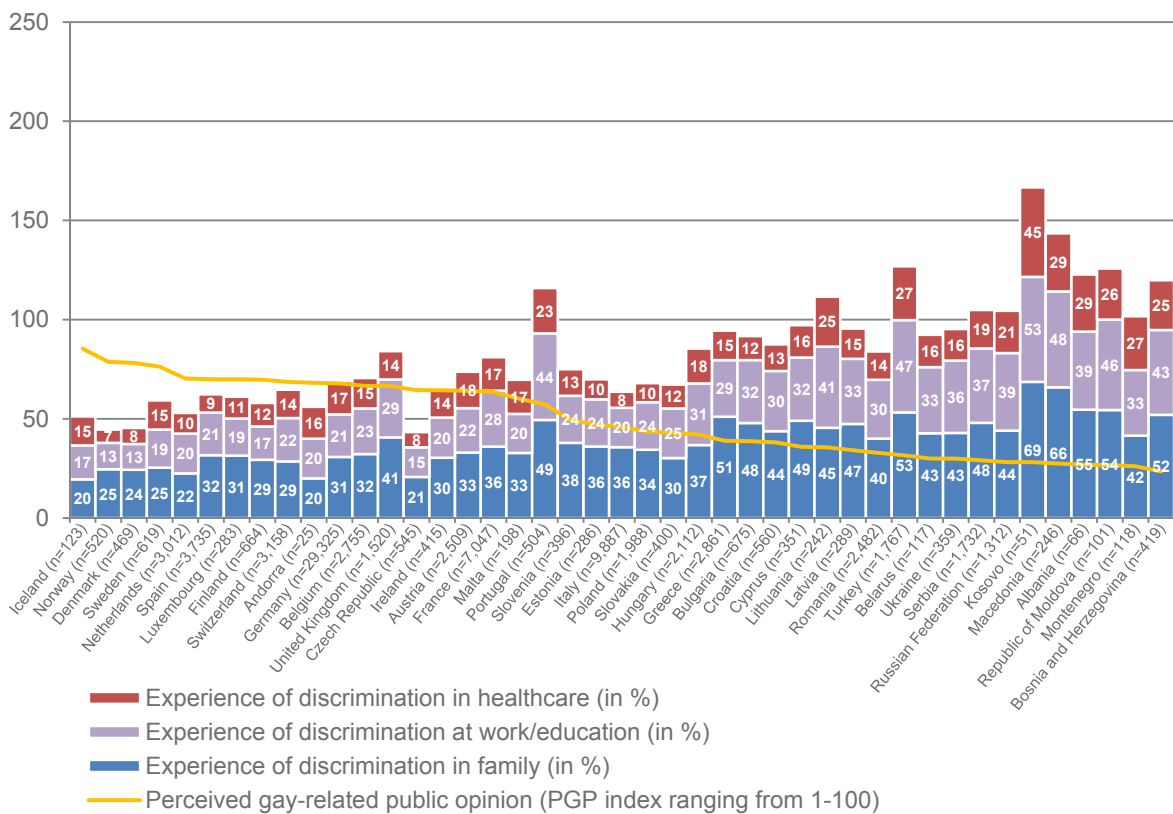
5 items (family): “Parents not accepting your sexual orientation and/or gender identity”, “Banned from home”, “Being deprived concerning heritage”, “Other discrimination in family”, “No discrimination whatsoever concerning family”.

6 items (work/education): “Losing or not getting a job”, “Being refused a promotion/a salary raise”, “Being denied a scholarship”, “Being denied access to education”, “Other discrimination in job/education”, “No discrimination whatsoever concerning work/education”.

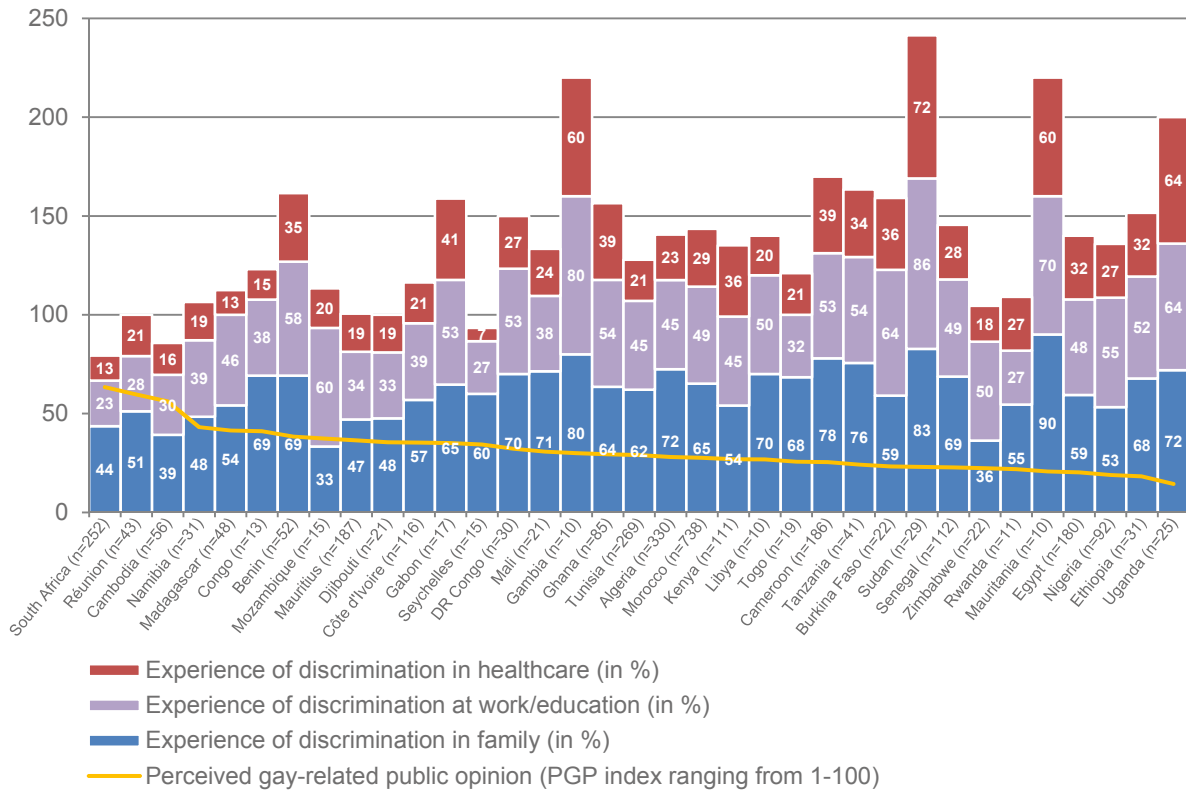
5 items (healthcare): “Treatment refused”, “Longer wait”, “Increased treatment/insurance fees”, “Other discrimination in healthcare”, “No discrimination whatsoever concerning healthcare”.

Note: For analysis, respondents who said to have suffered at least one kind of discrimination in family, work/education and/or healthcare were categorized as “discriminated in family”, “discriminated at work/education”, and/or “discriminated in healthcare”. Additionally displayed is the country average of the Perceived Gay-Related Public Opinion Index, which has a potential range from 0 (anti-gay) and 100 (gay-friendly). Its score values are not percentages, but since they range from 0 to 100, they are displayed in the same scale. For each figure, countries are sorted in descending of the PGP index.

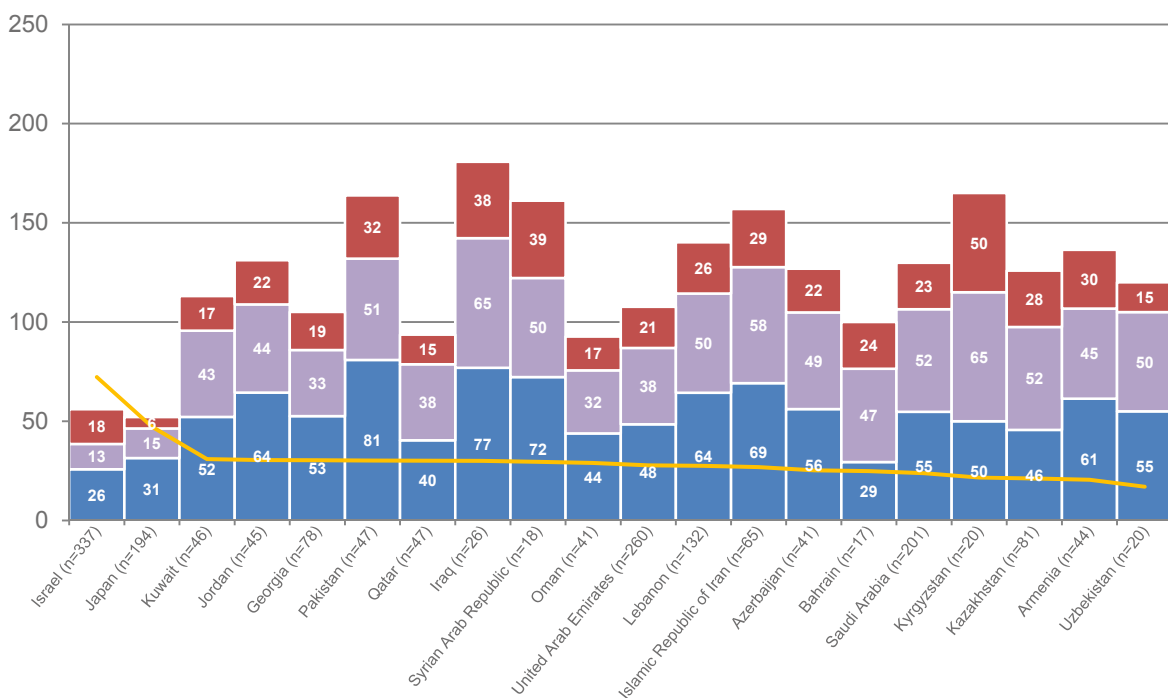
EUROPE & RUSSIA



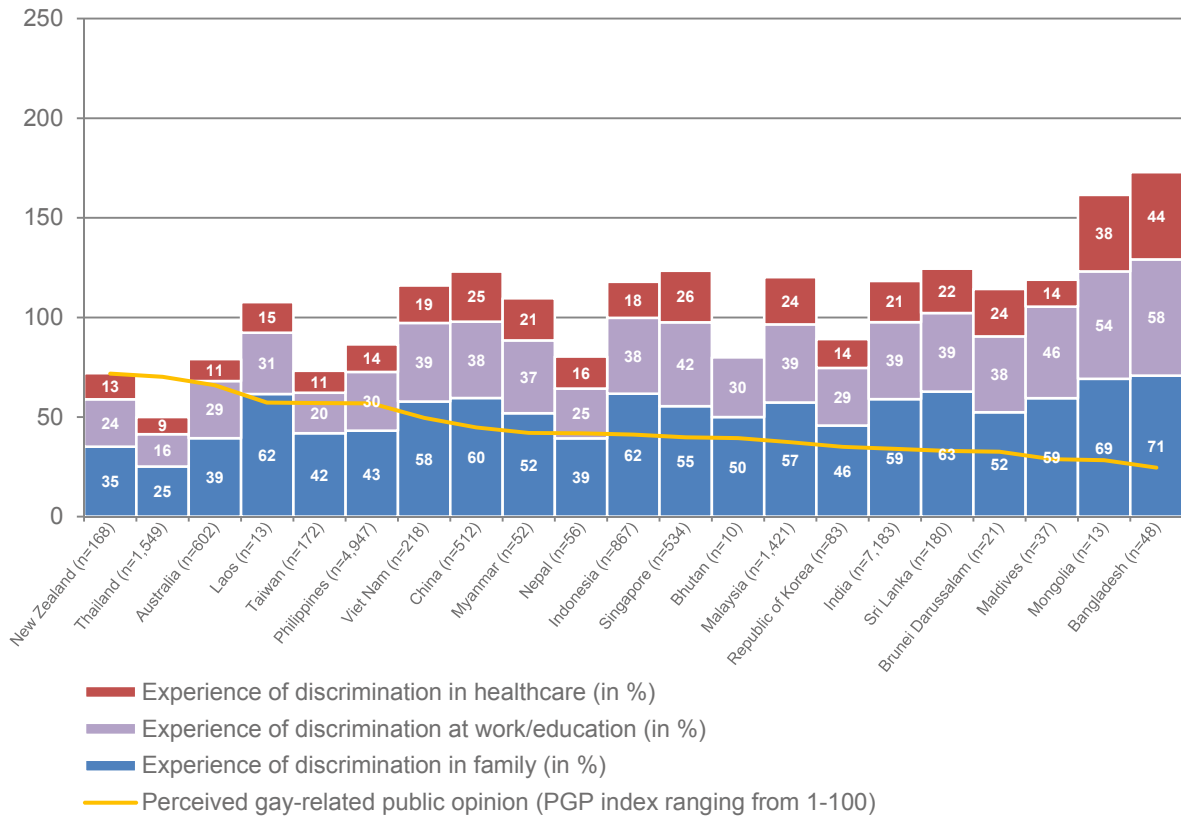
AFRICA



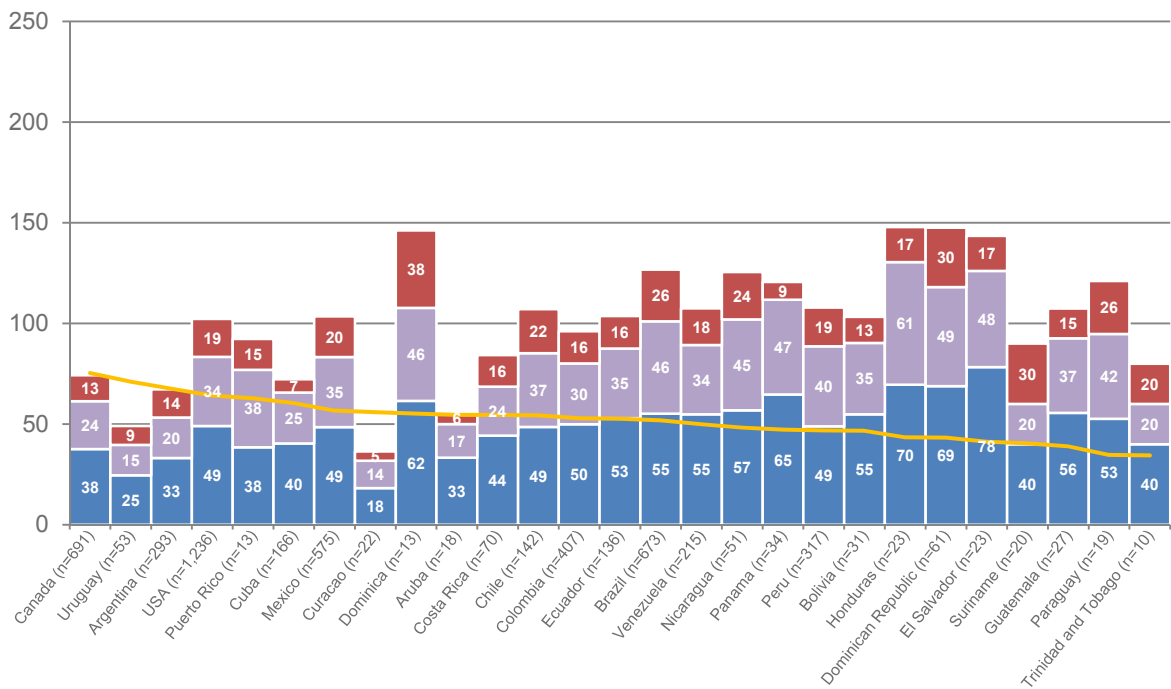
MIDDLE EAST & CENTRAL ASIA



SOUTH EAST ASIA, OCEANIA & AUSTRALIA



NORTH, CENTRAL & SOUTH AMERICA



ABUSE

This study also addressed lifetime experiences of abuse based on sexual orientation or gender identity. We asked for serious physical assaults, minor physical assaults, verbal insults and threats. For analysis, the latter two categories have been merged (see description in Figure 12).

A remarkable – in a negative way – finding of this study is that even in rather gay-friendly countries one in five participants has been the victim of physical assaults due to sexual orientation and/or gender identity.

However, the situation is far worse in many other countries under consideration: in many Eastern European countries, more than 25 % or even 30 % have experienced physical assaults. In Africa and Central Asia, where the situation is worst, up to 50 % and more report experiences of physical assaults. Of course, some of the countries with high prevalence of physical attacks are only represented by a few participants who might not be representative. Yet, even if not representative for an entire population, every single experience of physical violence based on sexual orientation or gender identity is a relevant finding that needs further investigation.

It has to be stated that, even if the prevalence of physical attacks is comparably lower in most rather gay-friendly countries, this absence is filled by verbal attacks or threats: even in the rather gay-friendly European countries, between 30 % and 50 % of participants have had lifetime experiences of verbal insults or threats due to their sexual orientation or gender identity.

As can be seen in the case of Europe, experiences of abuse are not strongly correlated with the perceived gay-related public opinion. On the one hand, this means that perception of public opinion is not (or not mainly) formed by actual experiences of verbal or physical attacks, but – perhaps subtler – by other aspects of social environment. On the other hand, this missing correlation reveals that even an overall gay-friendly environment does not protect from single experiences of abuse in the lifetime of a gay, bisexual or trans* man. It has to be noted that our question contains no information about when and by whom these acts of abuse happened. Experiences that occurred in other countries as the current country of residence could also play a role in these answers. This should be further differentiated in future surveys.

Figure 12: Abuse and Perceived Gay-Related Public Opinion Index across world regions

Question: “Have you ever experienced victimization due to your sexual orientation and/or gender identity?”

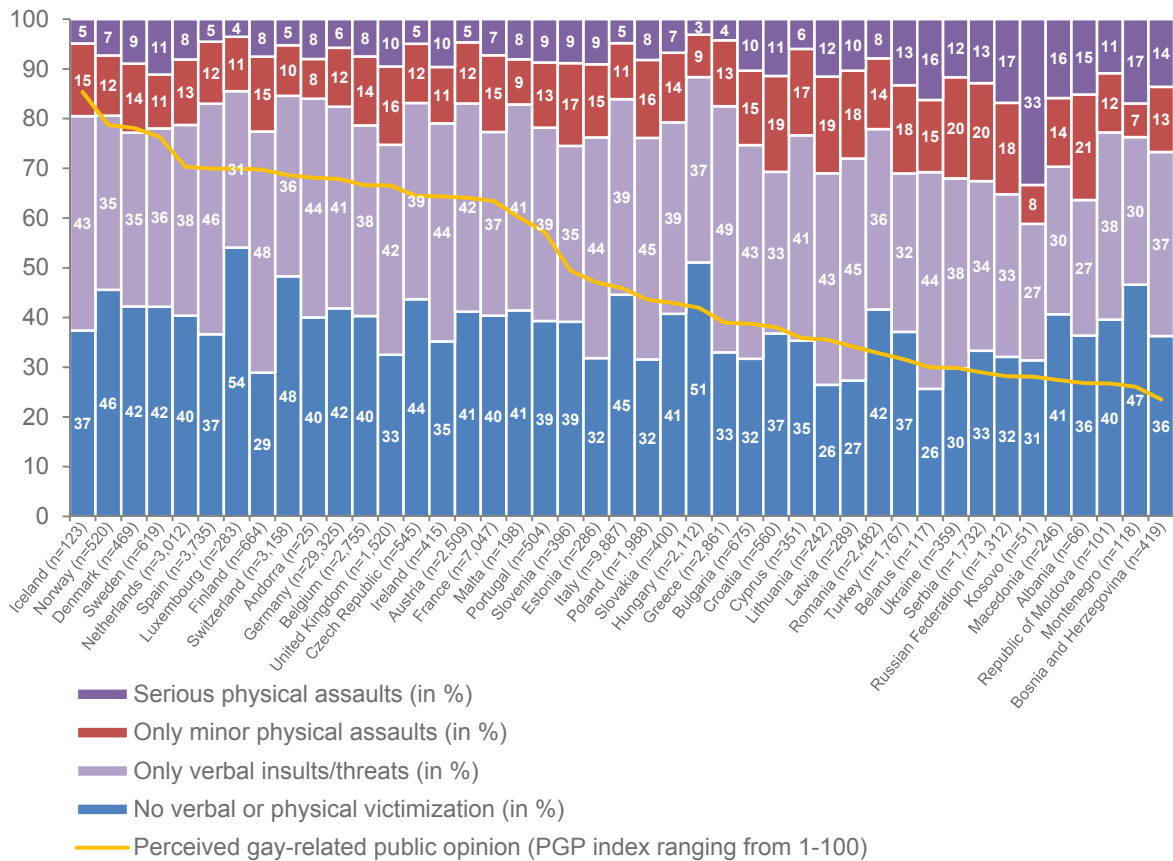
4 items: “Verbal insults”, “Threatened with violence”, “Minor physical assaults”, “Serious physical assaults”.

Options: “No, never”, “Yes, more than one year ago”, “Yes, in the last year”.

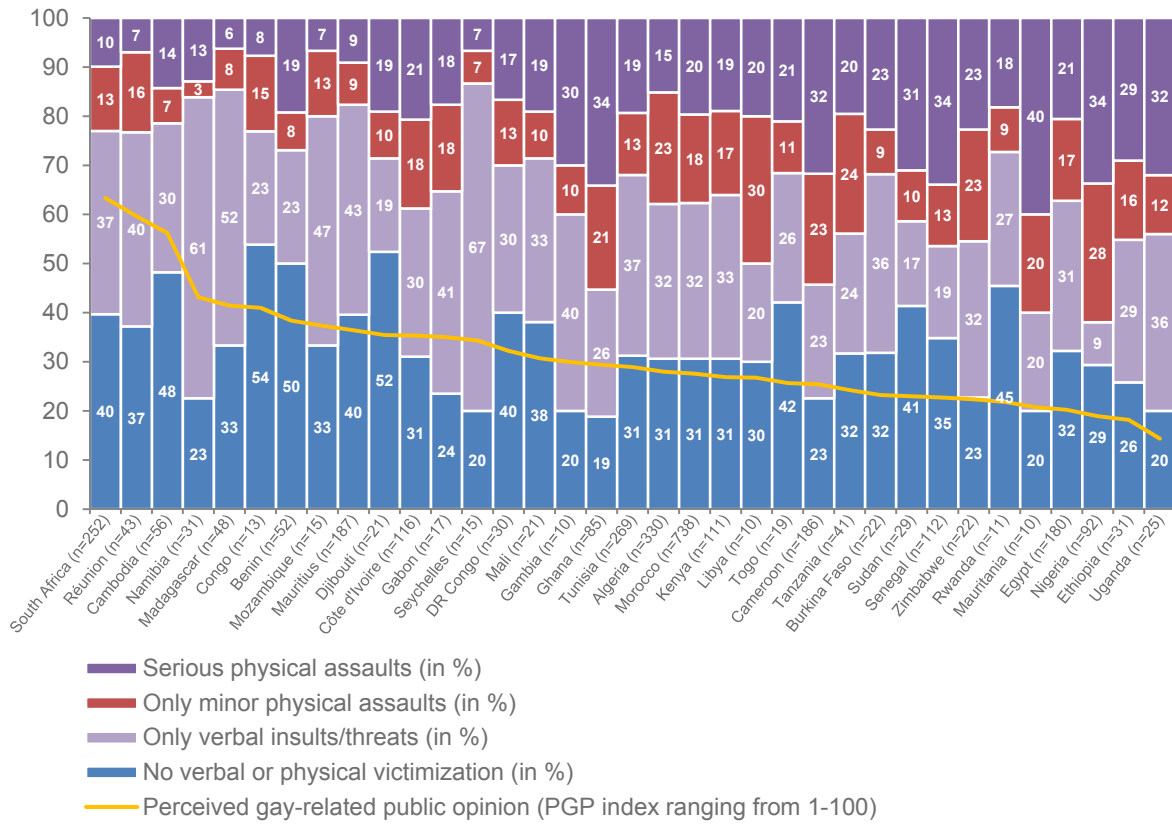
Note: For analysis, answers have been merged to four categories: “serious physical assaults” for respondents who said to have ever experienced a serious physical assault; “only minor physical assaults” for respondents who said to have ever experienced a minor physical assault, but never a serious physical assault; “only verbal insults/threats” for respondents who reported having experienced verbal insults, but never physical assaults; and “no verbal or physical victimization” for respondents who said to have never experienced physical or verbal insults. Additionally displayed is the country average of the Perceived Gay-Related Public Opinion Index, which has a potential range from 0 (anti-gay) and 100 (gay-friendly). Its score values are not percentages, but since they range from 0 to 100, they are displayed in the same scale.

For each figure, countries are sorted in descending of the PGP index.

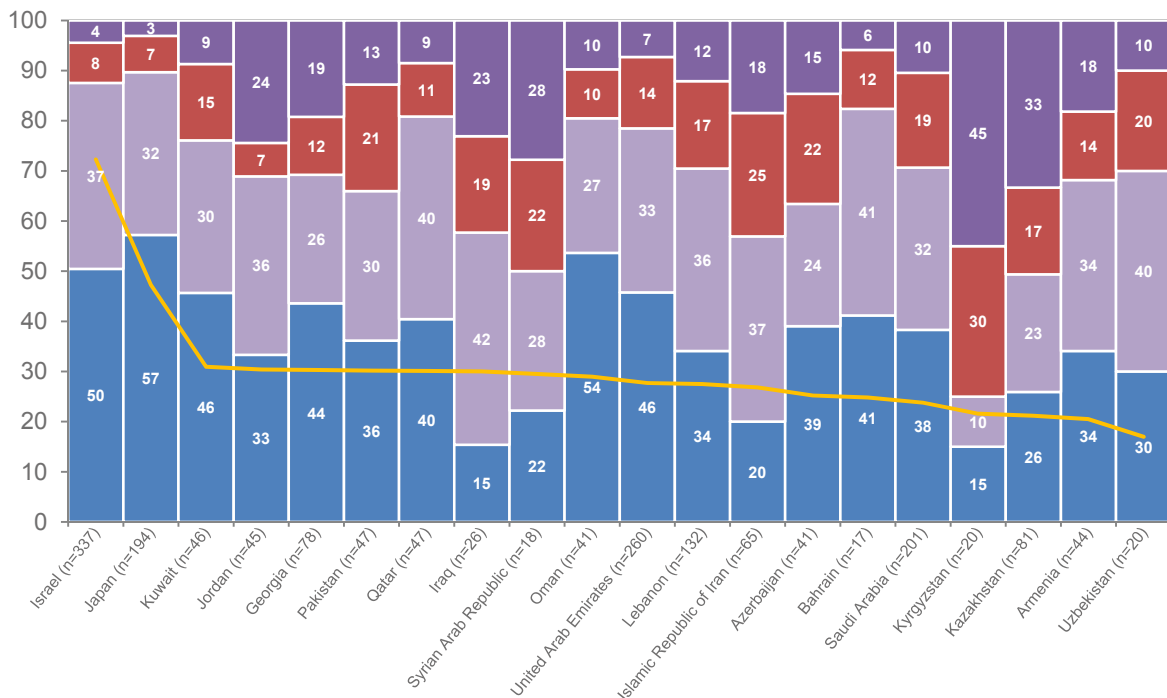
EUROPE & RUSSIA



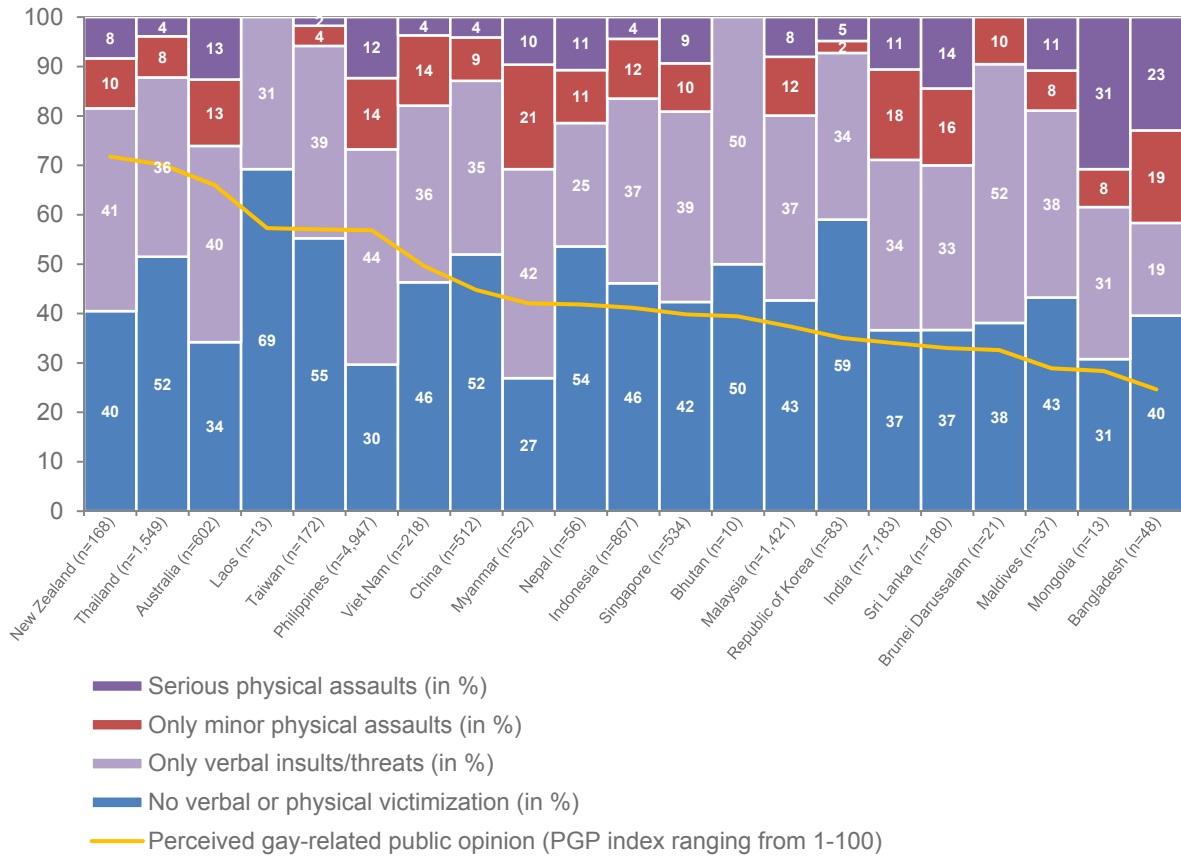
AFRICA



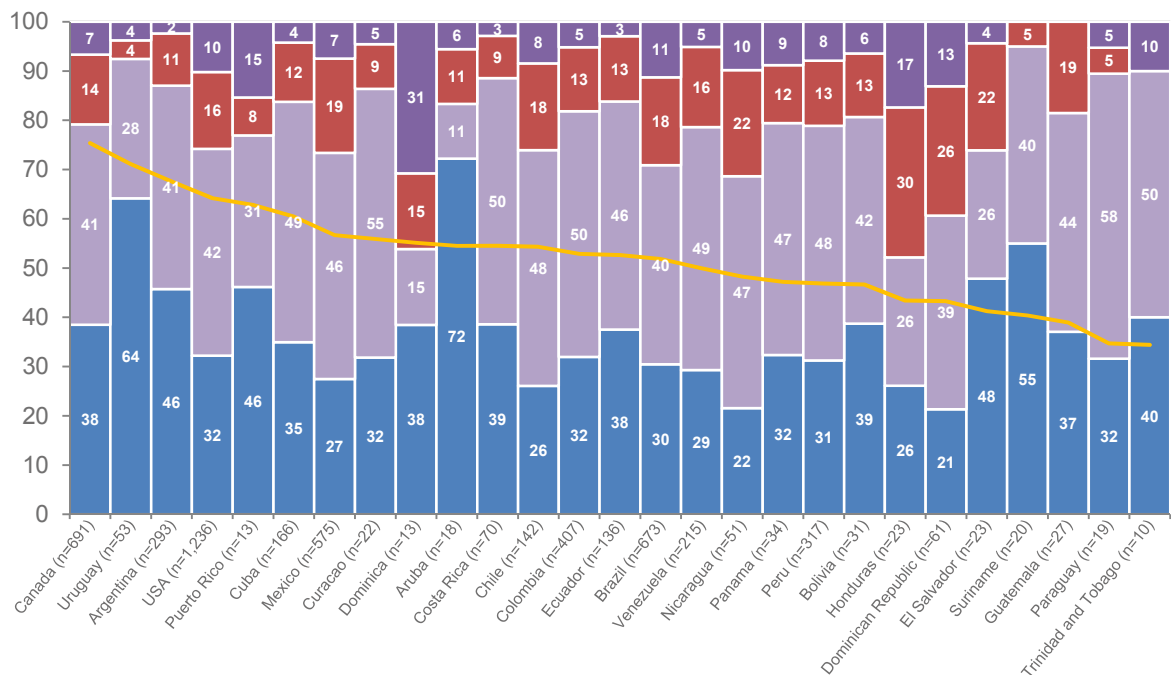
MIDDLE EAST & CENTRAL ASIA



SOUTH EAST ASIA, OCEANIA & AUSTRALIA



NORTH, CENTRAL & SOUTH AMERICA



BULLYING

In order to get an impression of the gay, bisexual and trans* men's experiences of bullying, we asked the question "In the last six months: How often were you upset by overhearing negative statements or jokes about your sexual orientation and/or gender identity?". Again, respondents were asked to answer this question for the spheres of family, friends, work/education and public places by choosing "often", "sometimes" or "never". Unlike our procedure in other parts of this report, we exclude the results for family here because of the risk that the family doesn't currently live in the same country as the respondent (see chapter "Introduction") and because the remaining three spheres already give a good impression on the bullying situation in a country. Figure 13 shows the number of participants hearing upsetting statements "often".

Overall, negative statements or jokes about gay and bisexual men or about trans* identities are still quite prevalent in most parts of the world. Only in the gay-friendliest countries, very few respondents indicate frequently hearing upsetting jokes or statements. In most other parts of the world, anti-gay jokes and statements seem to be the order of the day with Uganda being the peak of gay bullying.

This everyday culture of anti-gay statements is even more notable given that we did not only ask about anti-gay jokes in general but also about those who upset the participant. The prevalence of this kind of statements is slightly lower among the peer groups of friends compared to other social circles in our question. Anyhow, many participants report being confronted with these jokes even among friends.

I was bullied in my school days in such a bad way that even through it has been 7 years, I still have those wounds. I am still hurt, I wish I could take the discrimination away. People around me commit suicide. Are we not human beings? Its weird how the people who are running the country are homophobic.

Participant, 24, India

Therefore, we further distinguished regarding disclosure of sexual orientation or gender identity in the analysis: Among the entire sample, participants who are out among their friends are less likely to notice upsetting anti-gay statements when compared to participants who are not out. Presumably, participants' peers become more thoughtful about anti-gay statements when knowing about

their friend's sexual orientation and/or gender identity. Alternatively, men who are open about their gay, bisexual or trans* identity change their social circle of friends and also chose gay or at least gay-friendlier peer groups.

Not surprisingly, the perceived gay-related public opinion is strongly related to hearing or overhearing anti-gay jokes. We even assume that hearing or overhearing these statements has a big influence on establishing participants' perception of overall gay-related public opinion.

First of all I'm a Vietnamese that living in Belgium since 3 years ... In Vietnam the gay life is still difficult. For now it getting a little bit better but you can imagine that 10 or 15 years ago being gay in Vietnam is really terrible. Myself being a victim of violence, insulted when I was in High school (even my teacher sometimes insulted me toward to me also). ...

Participant, 30, Belgium (Vietnam before)



Image source: Flickr – Dima Vlunnyk.

Figure 13: Bullying and Perceived Gay-Related Public Opinion Index across world regions

Question: “In the last six months: How often were you upset by overhearing negative statements or jokes about your sexual orientation and/or gender identity?”

5 items: “From your family”, “In public spaces (e.g. bars, cafés)”, “Among friends”, “At work”, “In school/university”.

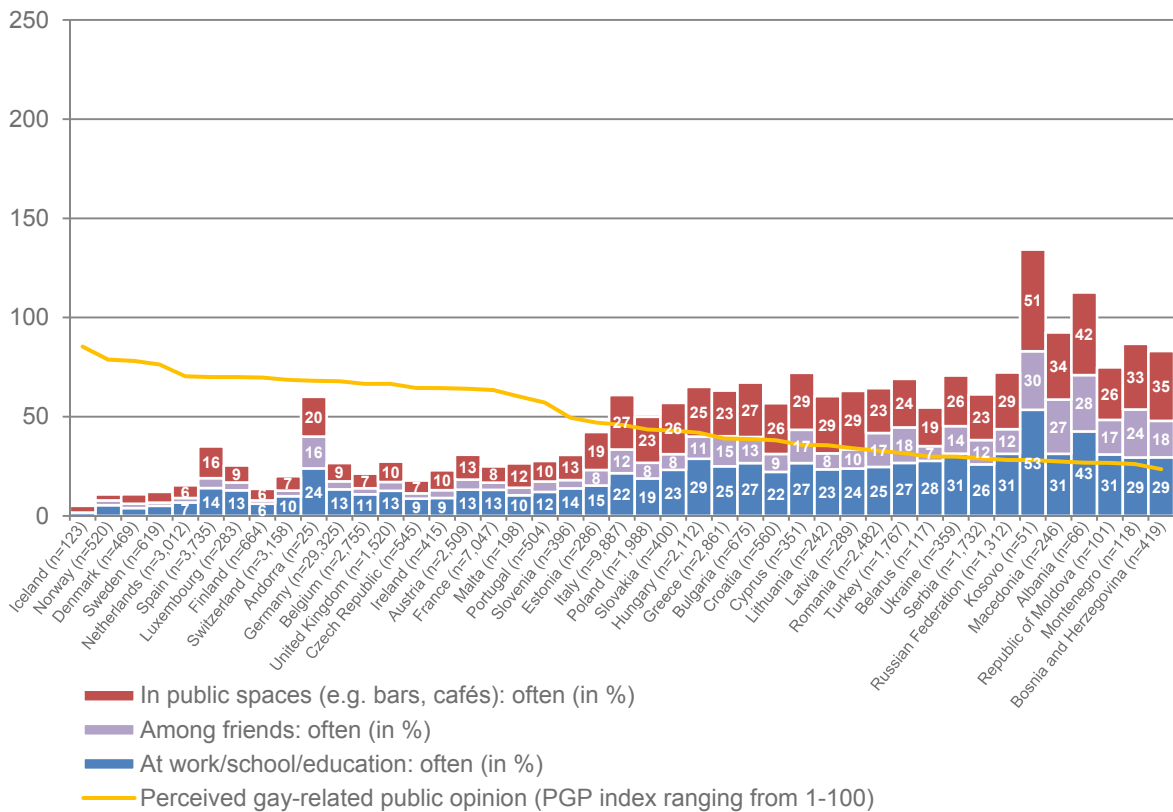
Options: “Never”, “Sometimes”, “Often”, “Not applicable”.

Note: For analysis, the items “At work” and “In school/university” have been merged to one category. Additionally displayed is the country average of the Perceived Gay-Related Public Opinion Index, which has a potential range from 0 (anti-gay) and 100 (gay-friendly). Its score values are not percentages, but since they range from 0 to 100, they are displayed in the same scale.

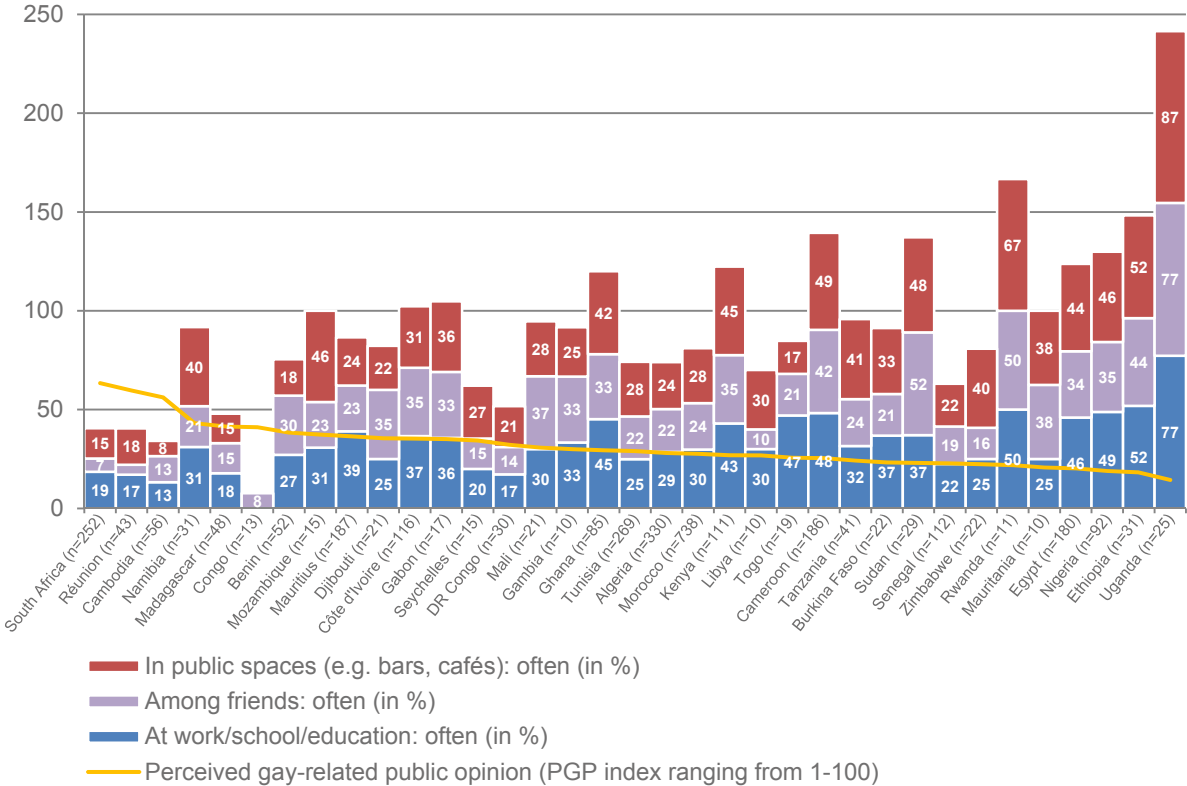
For each figure, countries are sorted in descending of the PGP index.

Please note: For improved readability, labels for values lower than 6 are hidden in the following figures.

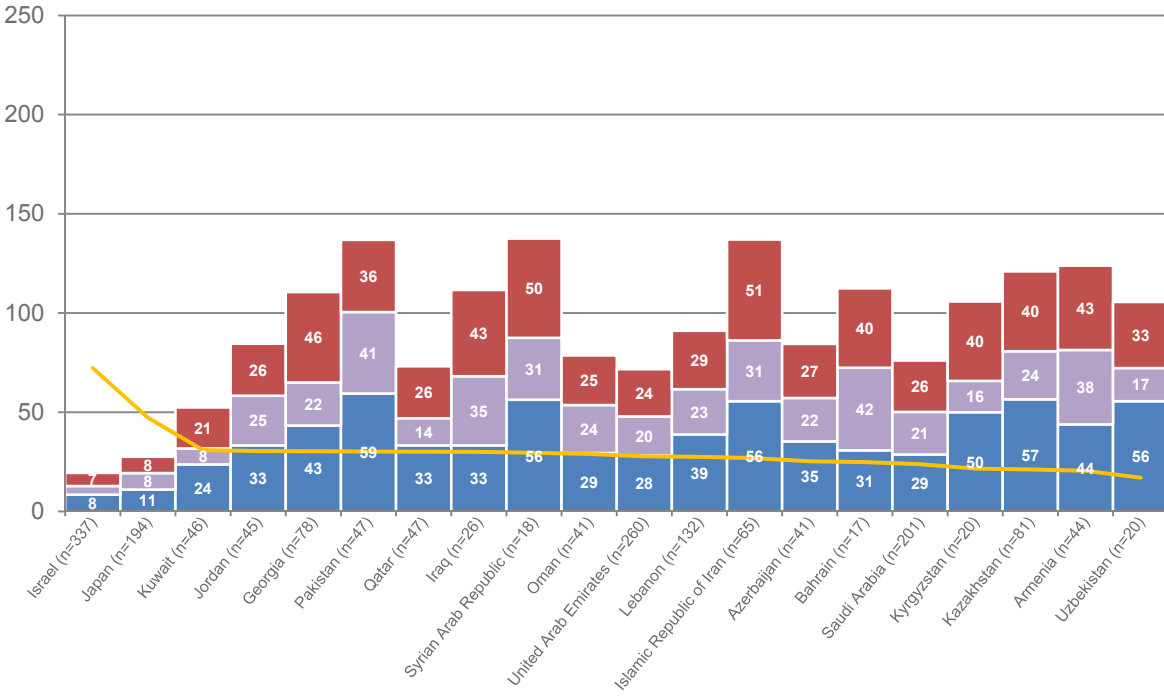
EUROPE & RUSSIA



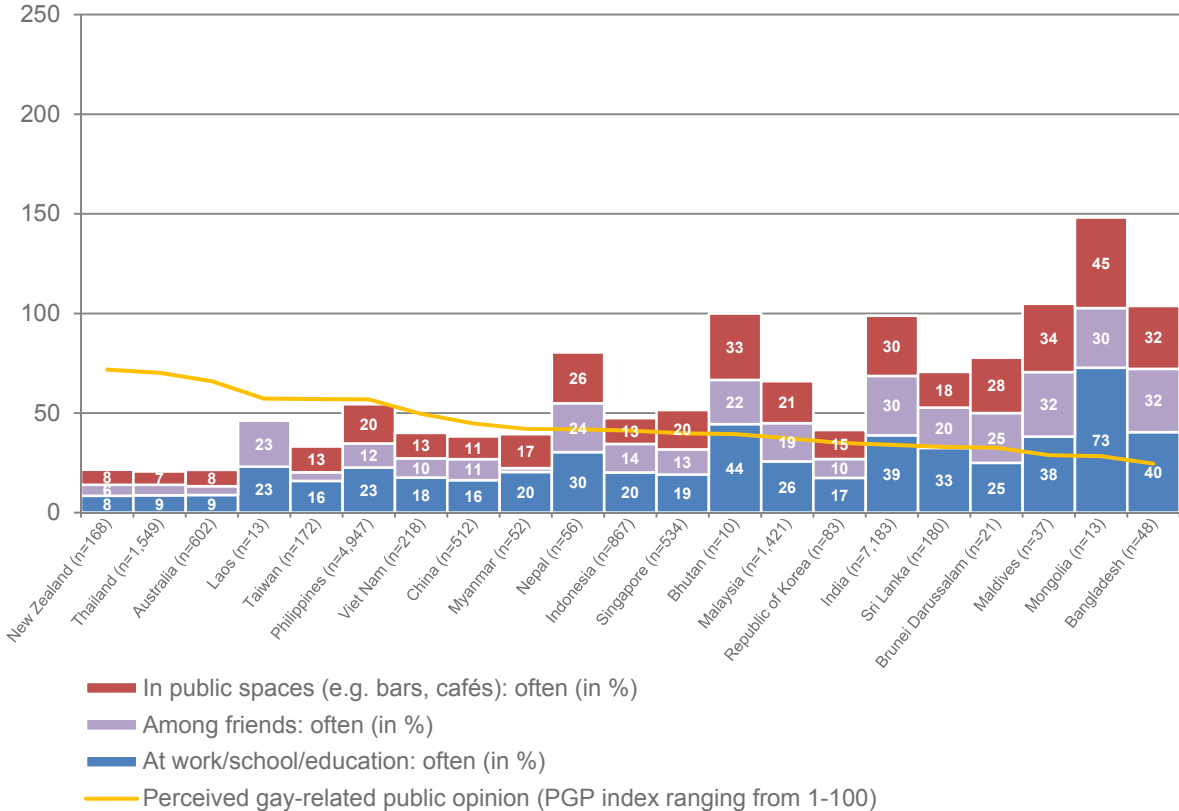
AFRICA



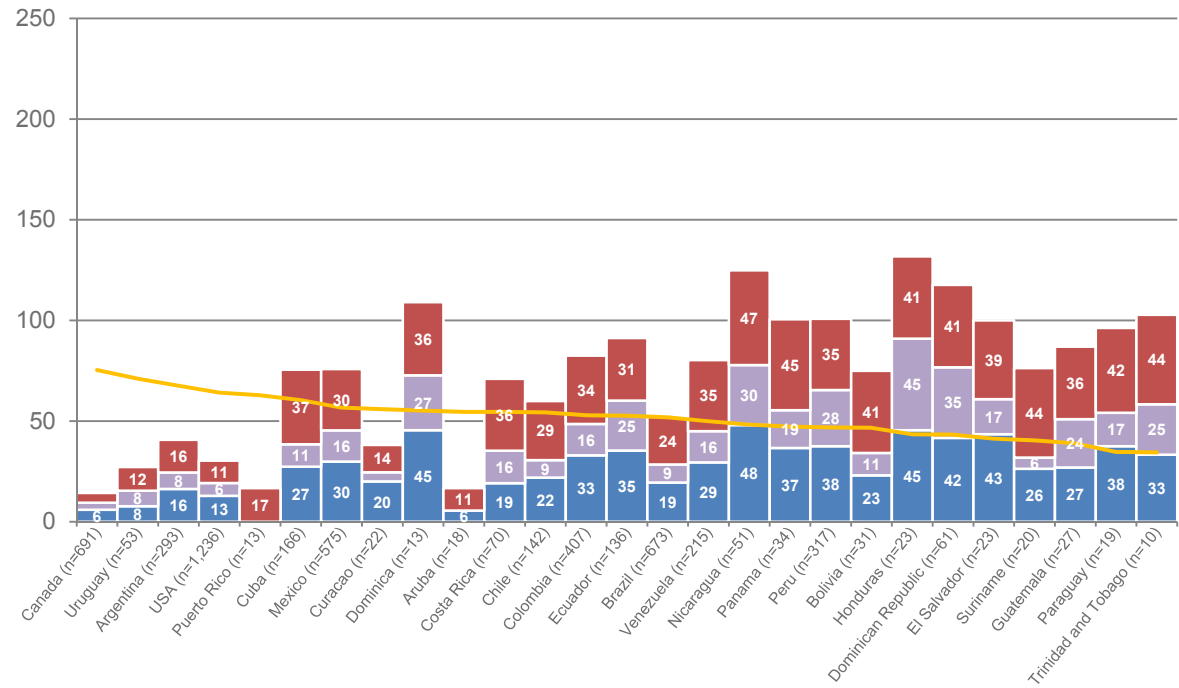
MIDDLE EAST & CENTRAL ASIA



SOUTH EAST ASIA, OCEANIA & AUSTRALIA



NORTH, CENTRAL & SOUTH AMERICA



PERCEPTION OF CHANGE

As one of the final evaluations in this study, participants were asked to assess if the situation of gay, bisexual and trans* men in their country had changed during the last year. We distinguished between “Regarding laws and governmental decisions”, “Regarding society’s views”, “At work and education” and “Within your family”. This question does not reveal the absolute atmosphere of a country but participants’ estimates of *change* (“got better” / “got worse” / “stayed the same”). Presumably, these perceived development can also be seen as an indicator for an ongoing process and thus as a forecast for the near future.

For countrywise comparison, answers related to “regarding society’s views” are presented. These can be regarded as a good indicator of the overall latest developments in a country concerning gay-related environment. Figure 14 shows the distribution of answers for each country under consideration. Apparently, big changes are perceived in both very gay-friendly and very anti-gay countries. In most Western European countries, participants felt that the already quite good situation had become better during the year prior to the survey. The same is true for most countries in America, Australia and half of countries in South-East

Asia and Oceania. Africa seems to be very divided concerning these latest developments. African countries that were already considered slightly gay-friendlier, even seem to have improved. However, results for other African countries are alarming. Particularly, Uganda, Etiopia, Nigeria and Sudan seem to have developments in society that strongly deteriorate the situation of gay, bisexual and trans* men. The same is true for Kyrgyzstan, Iraq, the Maldives and Brunei. Again, all of these countries have only few participants in our survey, so we cannot be completely certain if they adequately represent the situation of all gay, bisexual and trans* men in that country. However, these limitations are not a factor in six alarming countries in Europe, where nearly one out of every three participants perceived deterioration: the Netherlands, Hungary, Turkey, Russia, Kosovo and Macedonia. Especially in Russia, massive deterioration of gay-related public opinion seems to be taking place. Within the rather gay-friendly countries, the Netherlands is a noticeable outlier. Although the situation there is still much better than in other parts of the world, gay, bisexual and trans* men in this country perceive a relevant negative change in gay-related public opinion.

Figure 14: Change of situation regarding society’s views and Perceived Gay-Related Public Opinion Index across world regions

Question: “Based on your personal impression, has the situation for gay, bisexual and trans-/intersexual men changed during the last year?”

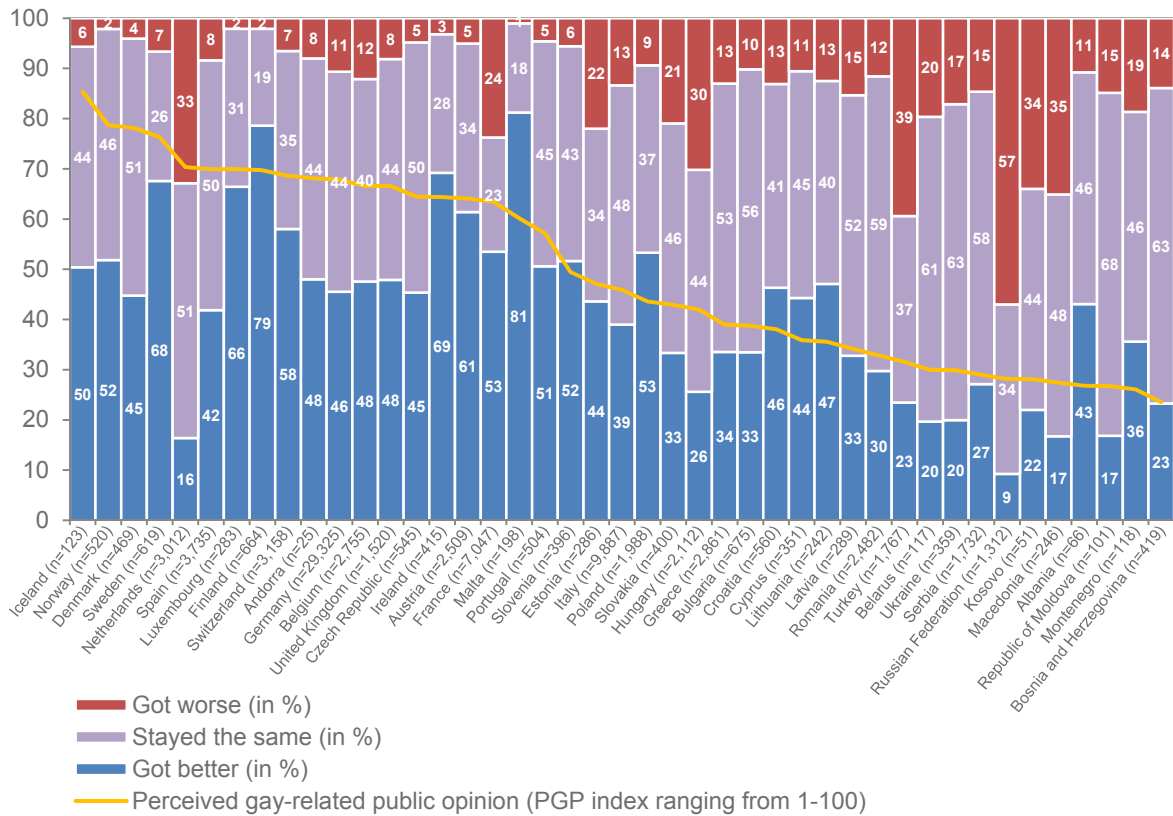
4 items: “Regarding laws and governmental decisions”, “Regarding society’s views”, “At work and education”, “Within your family”.

Options: “Got worse”, “Got better”, “Stayed the same”.

Note: Here displayed are the answers to the item “Regarding society’s views”. Additionally displayed is the country average of the Perceived Gay-Related Public Opinion Index, which has a potential range from 0 (anti-gay) and 100 (gay-friendly). Its score values are not percentages, but since they range from 0 to 100, they are displayed in the same scale.

For each figure, countries are sorted in descending of the PGP index.

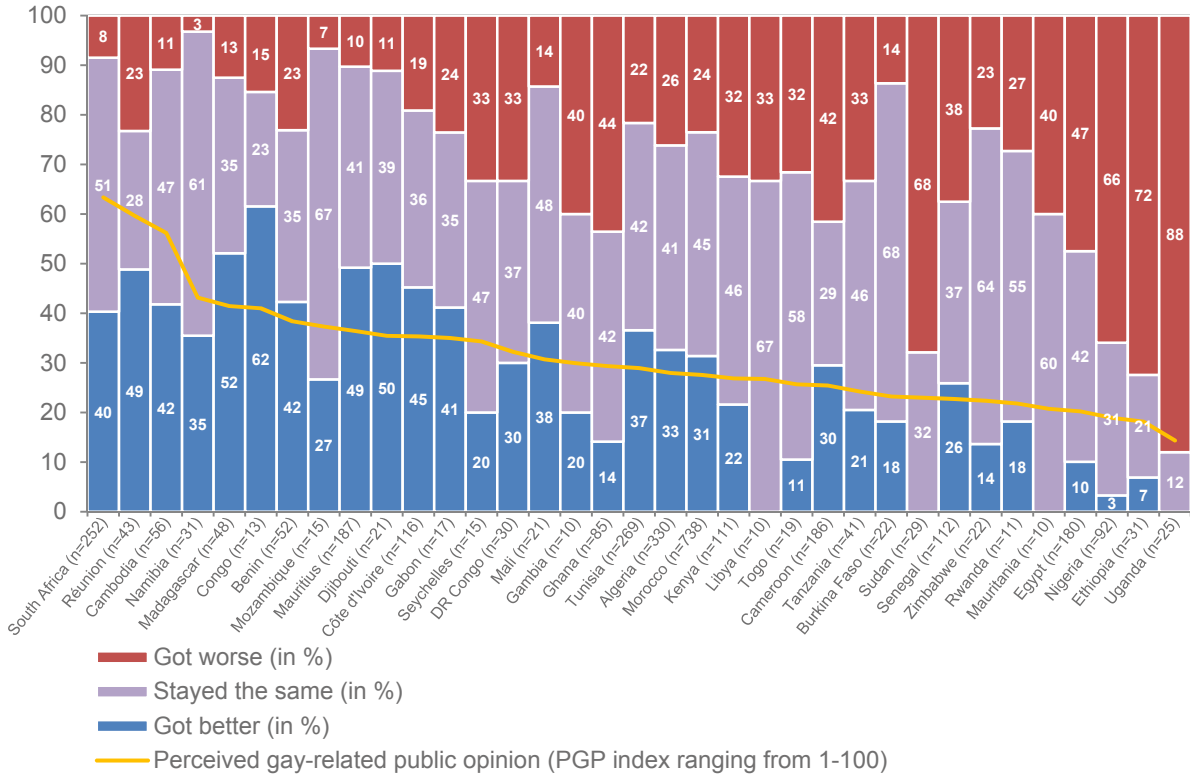
EUROPE & RUSSIA



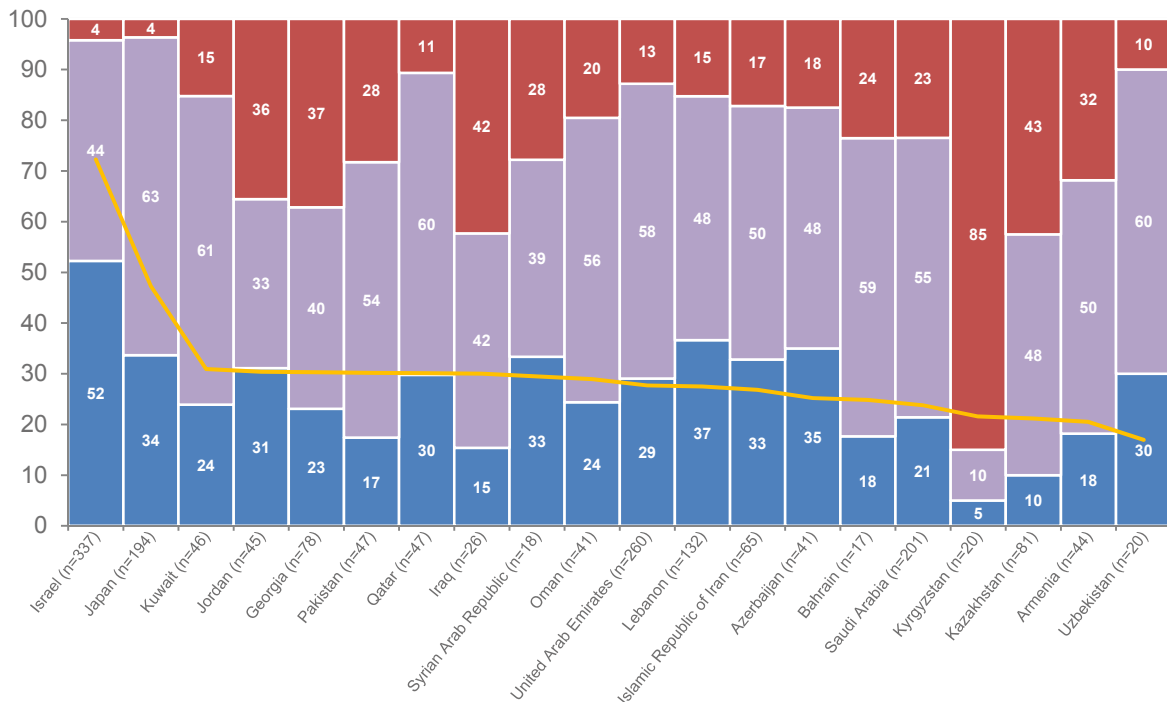
A lot of things are very well organized in the Netherlands. In general, I am safe, my rights are well organized. However worsened the situation here. Under the guise of religious freedom can here far-reaching discriminatory things to say about gay people. That annoys me very much and worries me. In the center of Amsterdam you can walk hand in hand with a man in my neighborhood cannot.

Participant, Netherlands

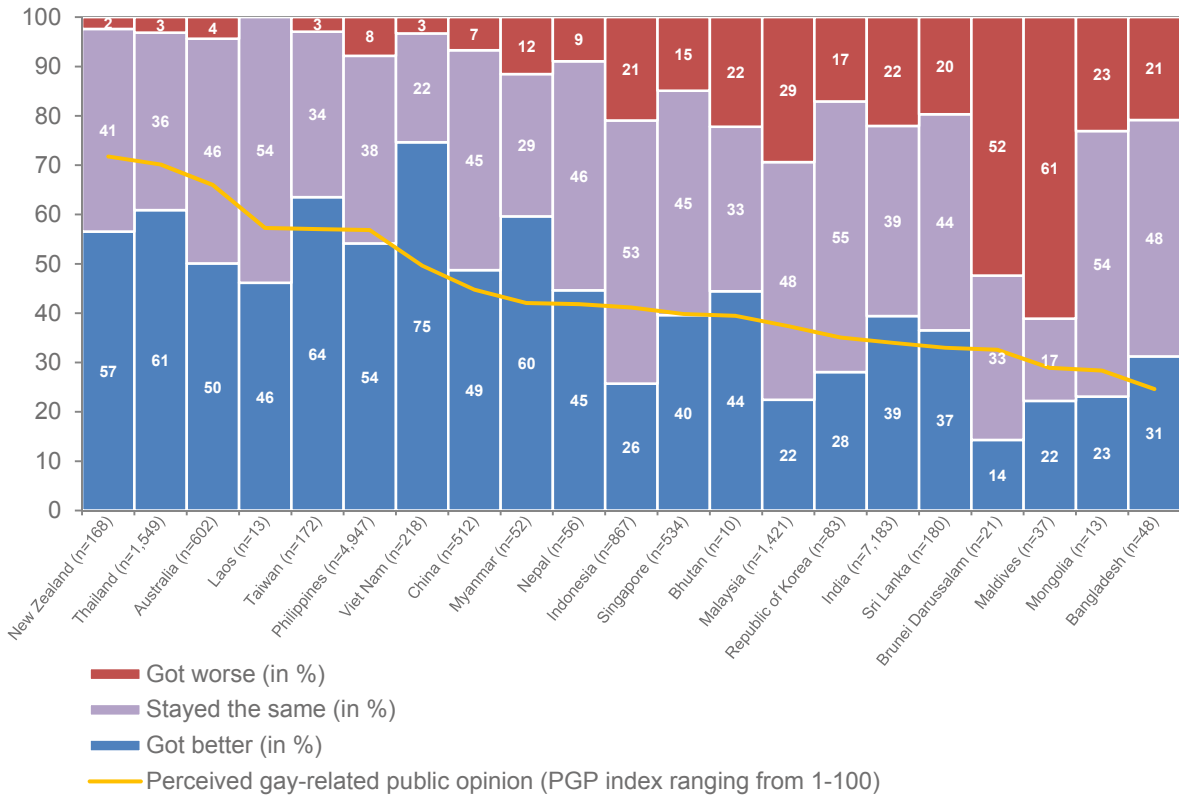
AFRICA



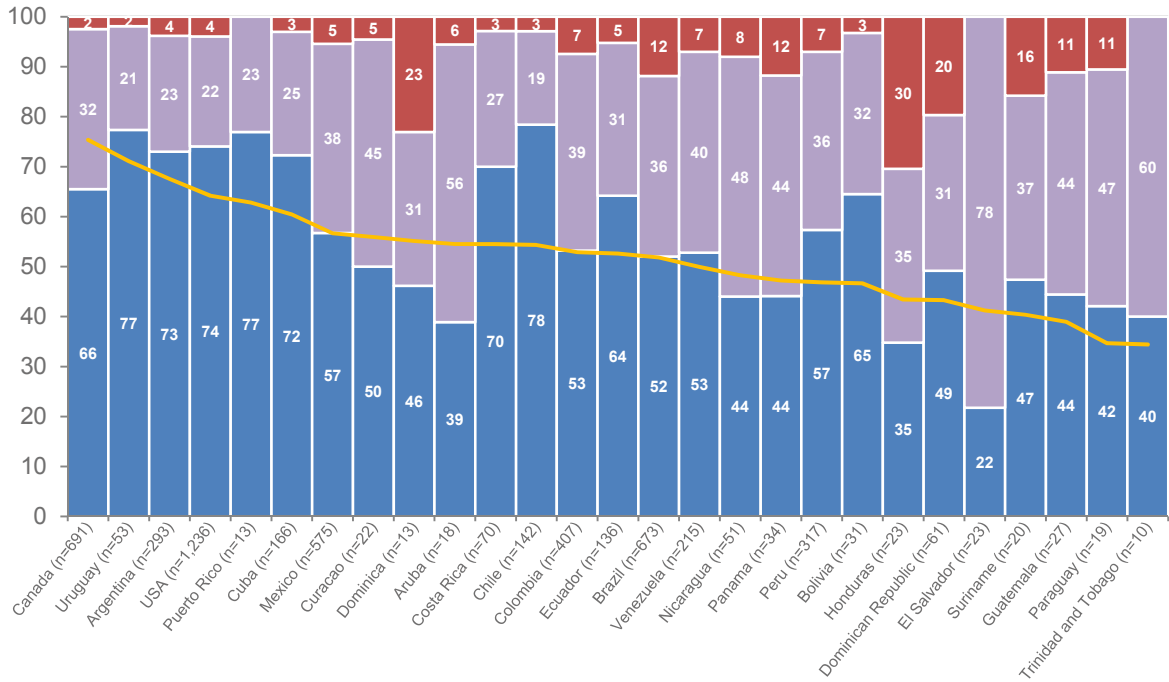
MIDDLE EAST & CENTRAL ASIA



SOUTH EAST ASIA, OCEANIA & AUSTRALIA



NORTH, CENTRAL & SOUTH AMERICA



CONDENSED RESULTS: THE GAY HAPPINESS INDEX

In order to provide a quick overview of the global situation of gay, bisexual and trans* men, we created a condensed index, representing the most important results. The index has three pillars: a) public opinion, b) public behavior and c) life satisfaction.

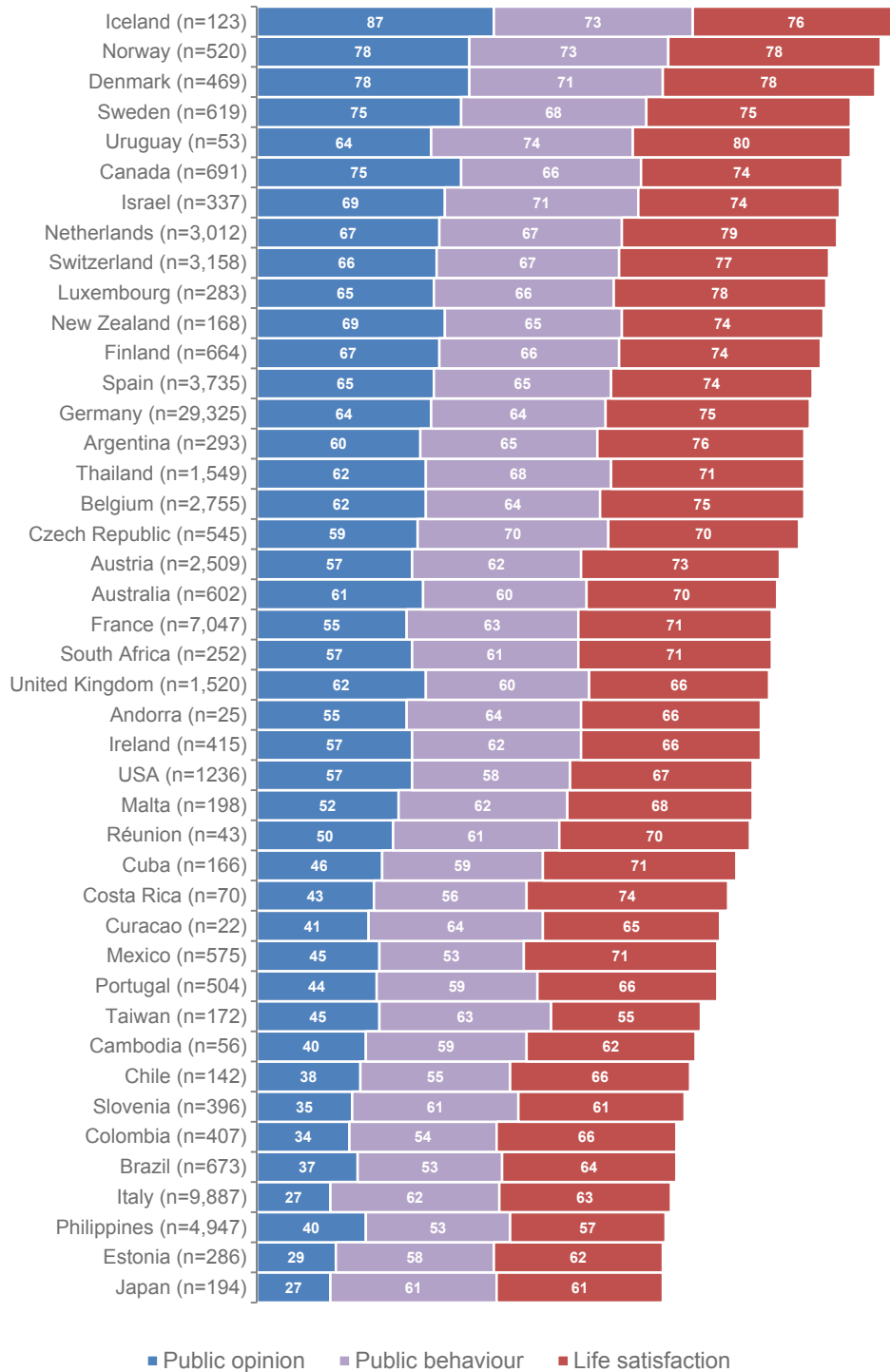
Each pillar can have a range from 0 to 100, with 0 representing the worst, anti-gay extreme, and 100 representing the best gay-friendly extreme. The construction of the index and how the multiple topics of the survey are included into the three pillars is described after the figures.

This gay happiness index is supposed to represent the overall social environment and well-being of gay, bisexual and trans* men around the globe. On the following pages, the distribution of the gay happiness index is presented starting with the countries with the highest values of gay happiness.

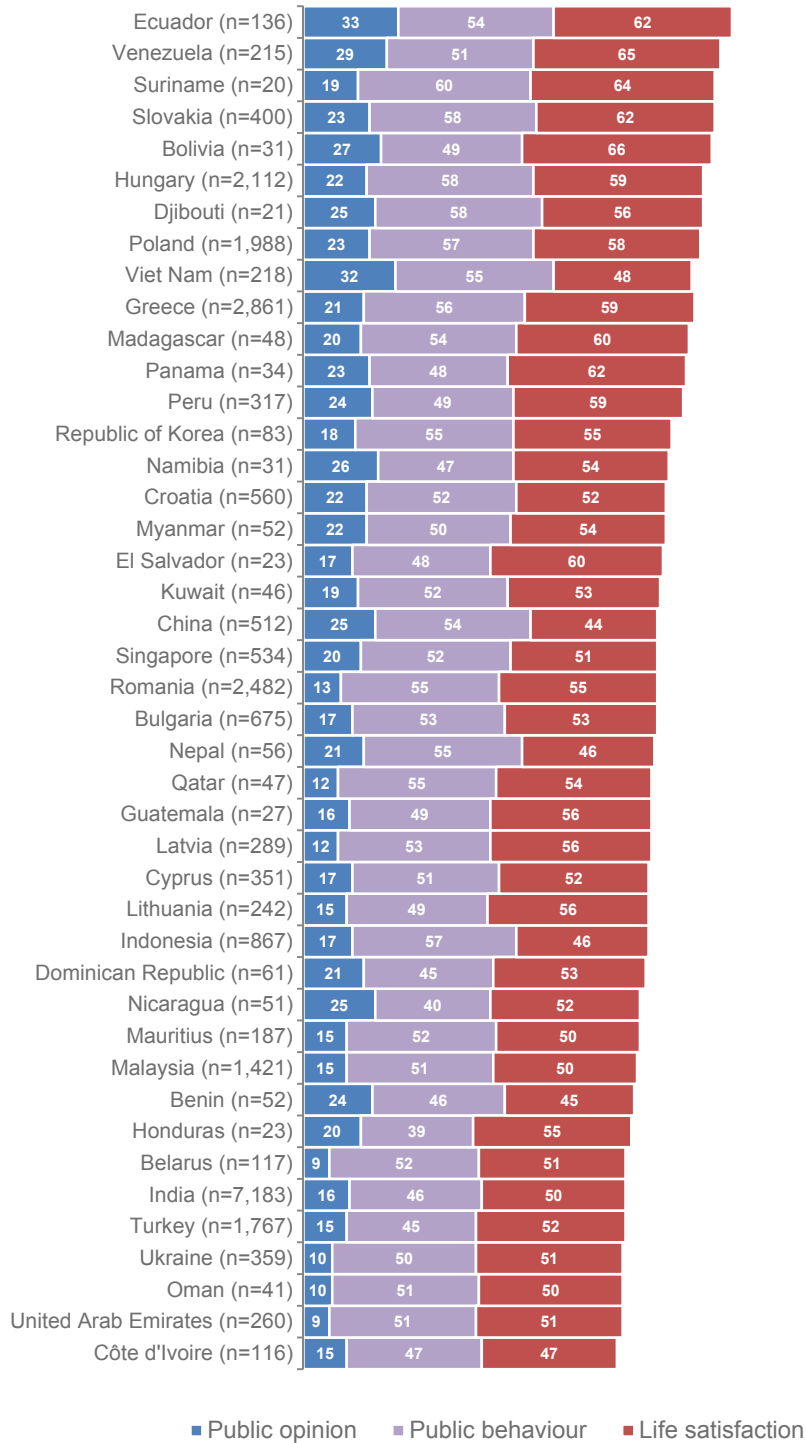
Please note: The public opinion pillar is not the same as the index on perceived gay-related public opinion (PGP index) that is used in chapter “Perceived Gay-Related Public Opinion” and in the figures in previous chapters. See the description of the gay happiness index construction later in this chapter.

Figure 15: Gay Happiness Ranking

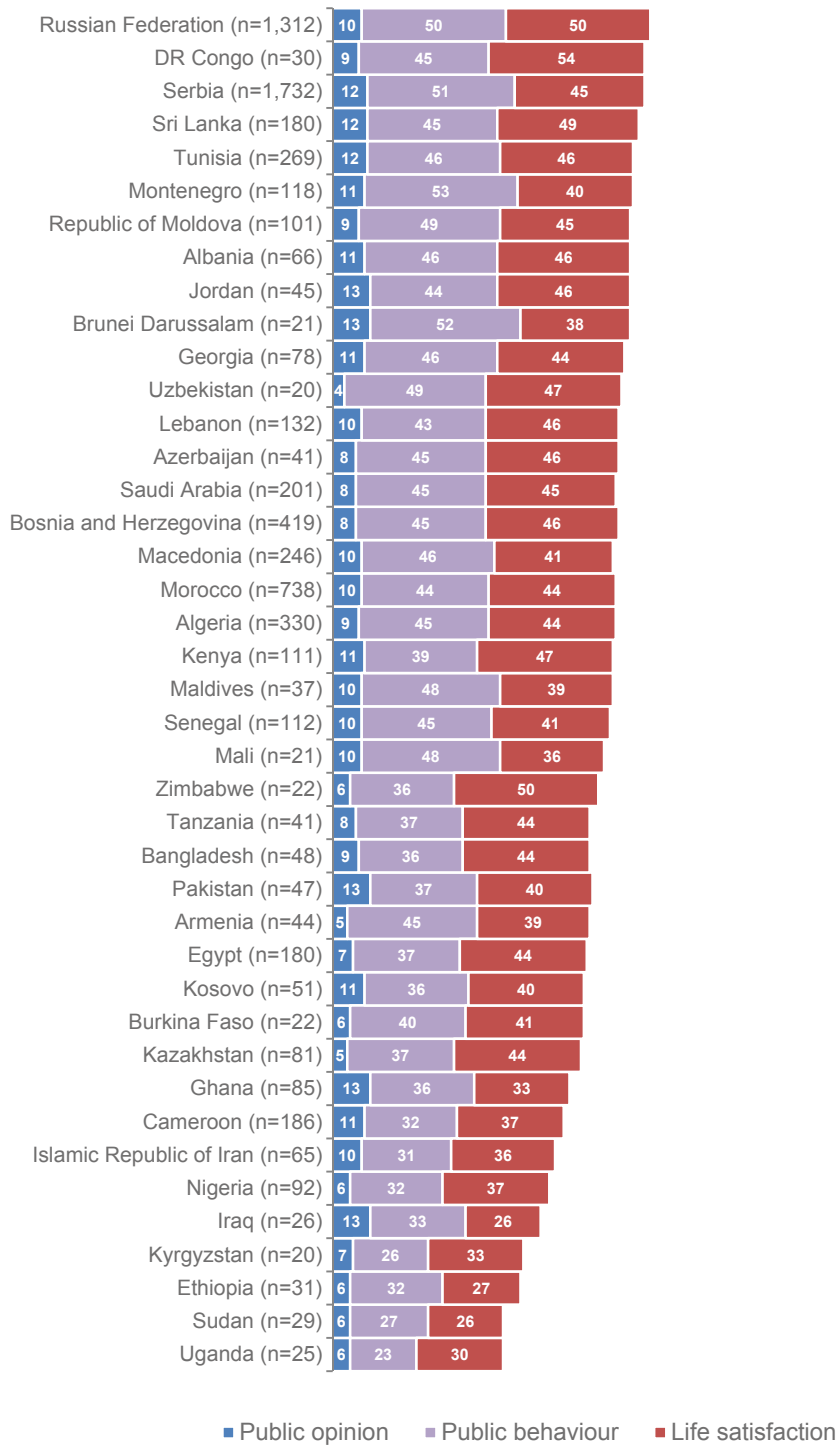
Note: The construction of the three pillars of the gay happiness index is described in the following section. For statistical reasons, only countries with at least 20 participants have been included into this ranking.



CONDENSED RESULTS: THE GAY HAPPINESS INDEX



CONDENSED RESULTS: THE GAY HAPPINESS INDEX



CONSTRUCTION OF THE INDEX

Public opinion in this Gay Happiness Index was built by adding up the percentages of respondents per country who

1. rate their country's laws, its government and governmental decisions more gay-friendly than anti-gay,
2. rate the people in their country on average more gay-friendly than anti-gay,
3. rate their work/school/university more gay-friendly than anti-gay,

(for 1-3: one of the three options of the right part of the scale in question 1, items 1-3 in the questionnaire)

4. would show up at a public event with an obviously gay man,
5. would hold hands with another man in public,
6. would kiss another man in public,
7. would approach a man in public for a date or sex,

(for 4-7: one of the three options of the right part of the scale in question 7 in the questionnaire)

8. rate their environment more gay-friendly than anti-gay based on the "Perception of Stigma Scale" (question 8 in the questionnaire, see chapter "Perceived Gay-Related Public Opinion"; results of this scale have been divided

into 3 equal groups: gay-friendly, ambivalent and anti-gay).

as well as by adding

9. estimate on how many people in their countries would agree to the sentence "Homosexuality should be accepted by society" (question 25 in the questionnaire).

To rescale it to a 0 to 100 range, this sum was divided by 9, as it had a potential maximum of 900 (if the respective 9 options were each chosen by all 100 % in that country) and a minimum of 0 (if the underlying options were each chosen by 0 % of participants in that country).

Public behavior was built by adding up the percentages of respondents per country who

1. have no experience of discrimination whatsoever in family,
2. have no experience of discrimination whatsoever at work/education,
3. have no experience of discrimination whatsoever concerning healthcare,

(for 1-3: question 10 in the questionnaire)

4. have no experience of verbal insults,

5. have no experience of verbal threats,
6. have no experience of minor physical assaults,
7. have no experience of major physical assaults,

(for 4-7: question 9 in the questionnaire)

8. who never hear upsetting statements at work,
9. who never hear upsetting statements in school/university,
10. who never hear upsetting statements among friends,
11. who never hear upsetting statements in public spaces,

(for 8-11: question 11 in the questionnaire).

To rescale it to a 0 to 100 range, this sum was divided by 11, as it had a potential maximum of 1100 (if the respective 11 options were each chosen by all 100 % in that country) and a minimum of 0 (if the underlying options were each chosen by 0 % of participants in that country).

Life satisfaction was built by adding up the percentages of respondents per country who

1. have high life satisfaction based on the "Satisfaction with Life Scale" (see chapter "Life Satisfaction"),
2. have a high self-acceptance based on the "Internalized Homonegativity Scale" (see chapter "Self-Acceptance"),
3. have never actually moved to another place and do not consider moving because of sexual orientation (question 17 in the questionnaire),
4. have never emigrated to another country and do not consider emigrating because of sexual orientation (question 17 in the questionnaire),
5. have never changed job/school/university because of sexual orientation (question 17 in the questionnaire).

To rescale it to a 0 to 100 range, this sum was divided by 5, as it had a potential maximum of 500 (if the respective 5 options were each chosen by all 100 % in that country) and a minimum of 0 (if the underlying options were each chosen by 0 % of participants in that country).

PROSPECTS: IMPROVING THE SITUATION

Participants were asked what they think could be the most successful way of improving the situation of gay, bisexual and trans* men in their country. They had the option to choose one out of a list of different statements and/or to write an open comment.

Figure 16 shows the distribution of the predefined statements that were available. It was no surprise that the wishes for improvements are particularly high in countries with currently bad situations. Notably, the call for asylum in other countries matches prior findings of many gay, bisexual and trans* guys around the globe considering emigrating to other countries. Across the entire sample,

supporting LGBTI organizations has been most frequently chosen option as perceived means to improve the situation of gay, bisexual and trans* men.

The analysis of all open comments on how to improve the situation (Figure 17) reveals one further important issue: education. Many gay, bisexual and trans* men around the globe are convinced that educating society can solve many problems of their current situation. Proposing education as a way to reduce homophobia is among the most answered ideas on this question, followed by requests to allow gay marriage with the same rights as heterosexual marriage.

Figure 16: Improvement of the situation and Perceived Gay-Related Public Opinion Index across world regions

Question: “What would be the most successful ways of improving the situation of gay/bi/trans men in your country?” *multiple options possible*

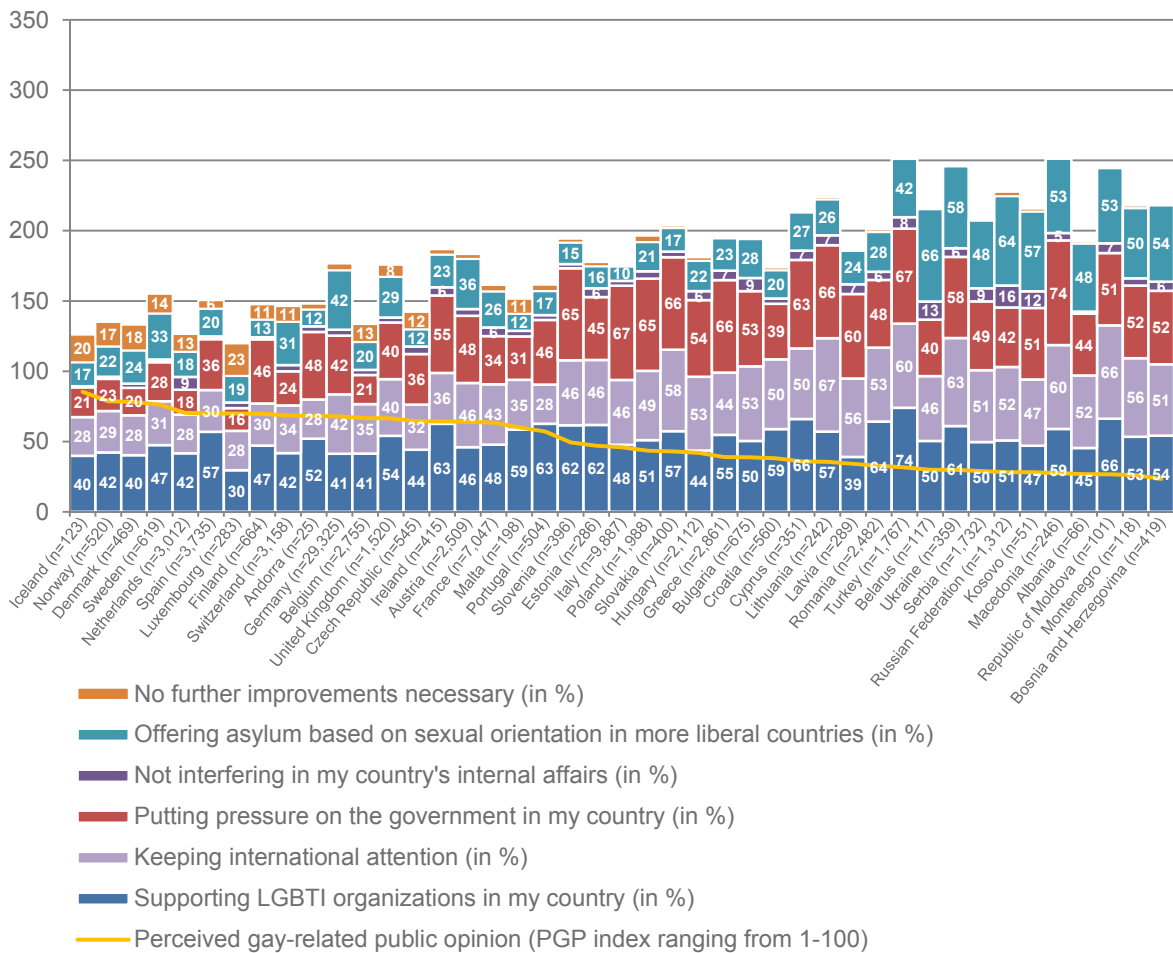
8 items: “Supporting LGBTI organizations in my country”, “Keeping international attention”, Putting pressure on the government in my country”, “Not interfering in my country’s internal affairs”, “Offering asylum based on sexual orientation in more liberal countries”, “No further improvements necessary”, “I don’t know”, “Other:”.

Note: The proportion of answers to the items “I don’t know” and “Other:” are not displayed here for presentation and readability reasons. Additionally displayed is the country average of the Perceived Gay-Related Public Opinion Index, which has a potential range from 0 (anti-gay) and 100 (gay-friendly). Its score values are not percentages, but since they range from 0 to 100, they are displayed in the same scale.

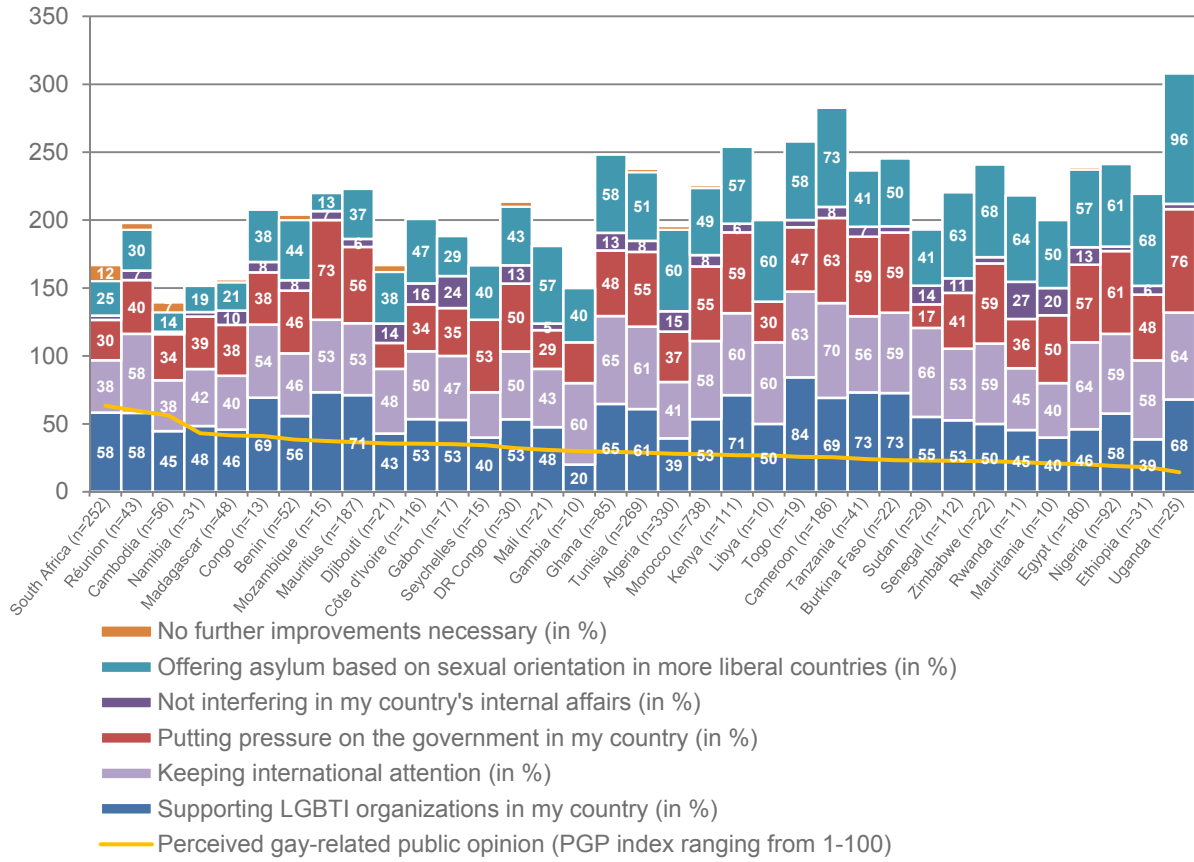
For each figure, countries are sorted in descending of the PGP index.

Please note: For improved readability, labels for values lower than 6 are hidden in the following figures.

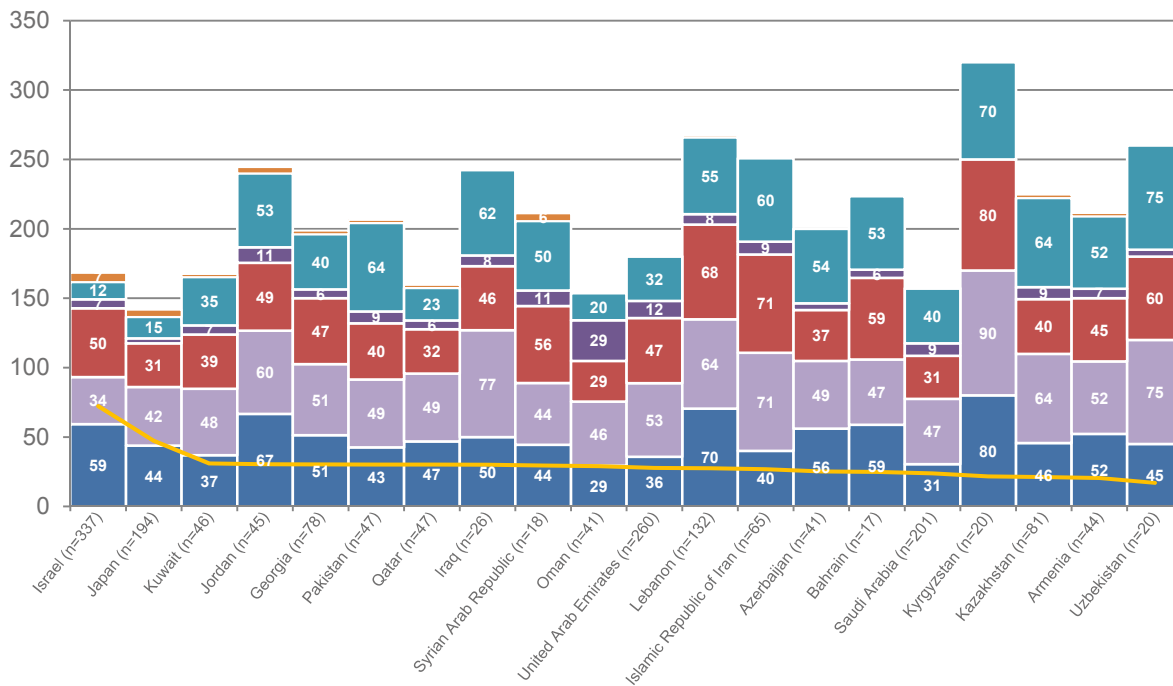
EUROPE & RUSSIA



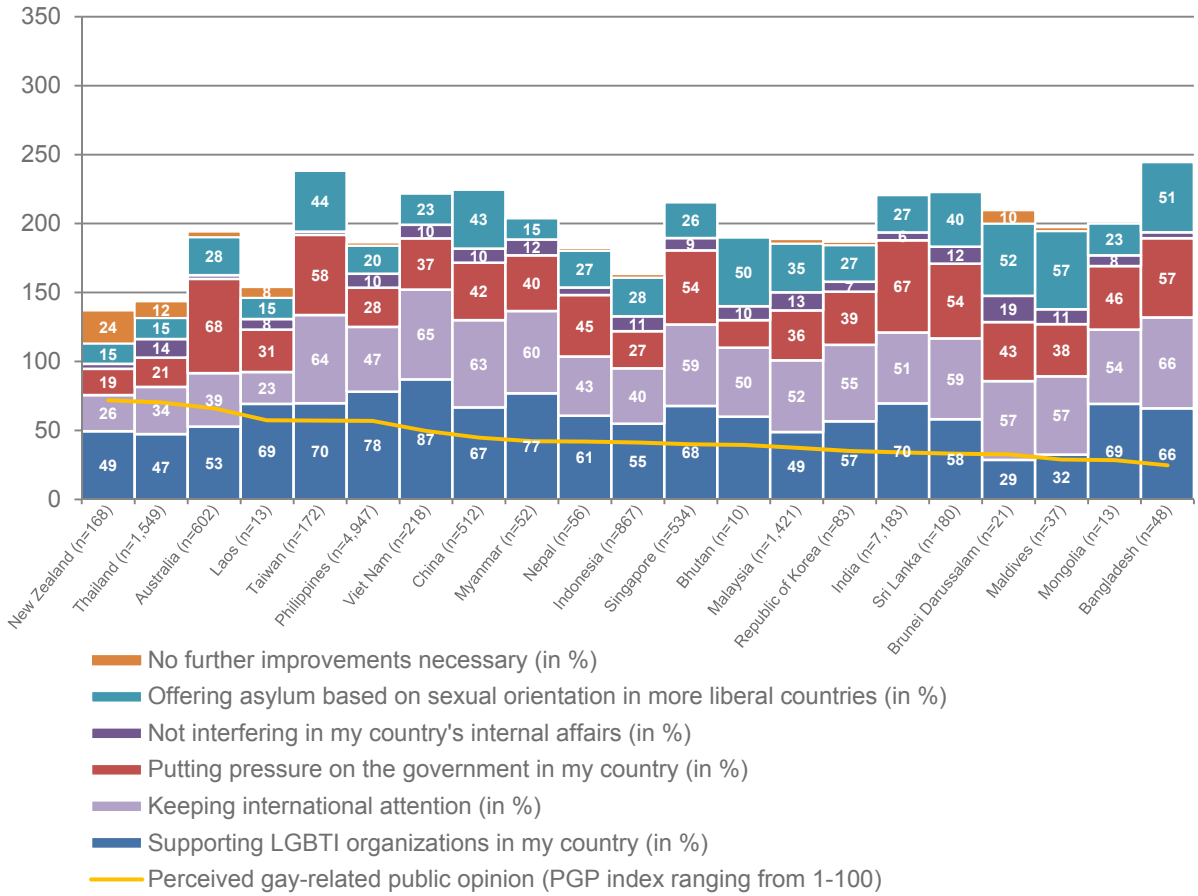
AFRICA



MIDDLE EAST & CENTRAL ASIA



SOUTH EAST ASIA, OCEANIA & AUSTRALIA



NORTH, CENTRAL & SOUTH AMERICA

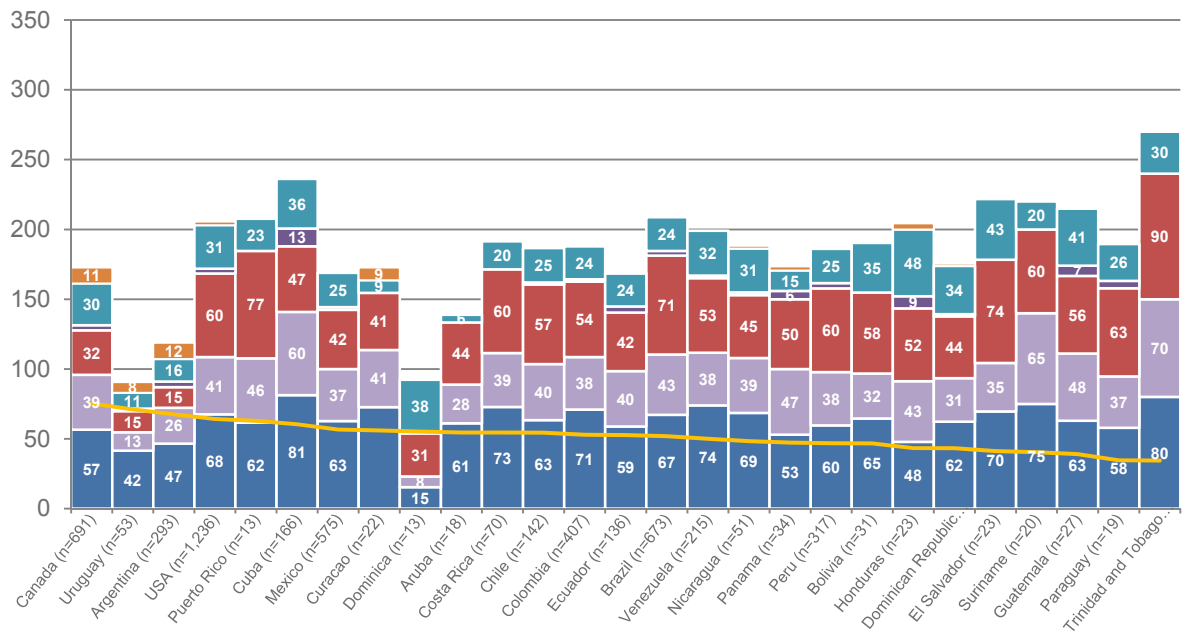


Figure 17: Word cloud on open comments about what can be done to improve the situation of gay/bi/trans* men



APPENDIX: QUESTIONNAIRE

The online questionnaire that has been used in this study is listed on the following pages.

In the online version, some questions have not been displayed depending on preceding answers.

PAGE 1

Dear Romeo,

Welcome to the PlanetRomeo Gay Rights Monitor 2014.

We have developed this survey in close collaboration with the Johannes Gutenberg University in Mainz, Germany to find out what life is really like for the global gay community.

Important information

- *The survey will take about 15 minutes to complete.*
- *It is not possible to close the survey and complete it later.*

Thank you for taking part.

Your PlanetRomeo Team

Our research partner, Johannes Gutenberg University in Mainz, Germany is responsible for data collection. If you would like to find out more please [click here](#).

Next

PAGE 2**1. Tell us about your social environment:**

Please use the following scales to give an answer.

Your country's laws, its government and governmental decisions

Anti- gay Gay- friendly

Impossible to estimate/Not applicable

The people in your country on average

Anti- gay Gay- friendly

Impossible to estimate/Not applicable

At work or at school/university

Anti- gay Gay- friendly

Impossible to estimate/Not applicable

Your family

Anti- gay Gay- friendly

Impossible to estimate/Not applicable

Back

Next

PAGE 3**2. What is your gender?**

- Male
- Female
- Trans*
- Other:
- I'd rather not say.

3. What is your sexual orientation?

- Gay
- Bisexual
- Straight
- Other:
- I'd rather not say.

4. What is your birth year?

Please insert four digits for your birth year.

5. In which country do you currently live?

If you have numerous places of residence, please name the one where you spend the most time.

- country list -

6. What kind of place do you live in?

- Metropolis (population over 1,000,000)
- Big city (population 500,000 - 1,000,000)
- City (population 100,000 - 500,000)
- Town/small city (population 10,000 - 100,000)
- Village/small town (population less than 10,000)

[Back](#)[Next](#)

PAGE 4

7. Where you live, how comfortable would you be doing the following in public?	I would not dare					Very comfortable	
Showing up at a public event with an obviously gay man	<input type="checkbox"/>	<input type="checkbox"/>	<input type="checkbox"/>	<input type="checkbox"/>	<input type="checkbox"/>	<input type="checkbox"/>	<input type="checkbox"/>
Holding hands with another man	<input type="checkbox"/>	<input type="checkbox"/>	<input type="checkbox"/>	<input type="checkbox"/>	<input type="checkbox"/>	<input type="checkbox"/>	<input type="checkbox"/>
Kissing another man	<input type="checkbox"/>	<input type="checkbox"/>	<input type="checkbox"/>	<input type="checkbox"/>	<input type="checkbox"/>	<input type="checkbox"/>	<input type="checkbox"/>
Approaching a man for a date or sex	<input type="checkbox"/>	<input type="checkbox"/>	<input type="checkbox"/>	<input type="checkbox"/>	<input type="checkbox"/>	<input type="checkbox"/>	<input type="checkbox"/>

[Back](#)[Next](#)

PAGE 5

8. How do you assess the people in your area?

	Strongly disagree						Strongly agree
Most people around me...							
... believe that a gay/bisexual man is just as trustworthy as the average heterosexual citizen.	<input type="checkbox"/>	<input type="checkbox"/>	<input type="checkbox"/>	<input type="checkbox"/>	<input type="checkbox"/>	<input type="checkbox"/>	<input type="checkbox"/>
... would willingly accept a gay/bisexual man as a close friend.	<input type="checkbox"/>	<input type="checkbox"/>	<input type="checkbox"/>	<input type="checkbox"/>	<input type="checkbox"/>	<input type="checkbox"/>	<input type="checkbox"/>
... would <i>not</i> hire a gay/bisexual man to take care of their children.	<input type="checkbox"/>	<input type="checkbox"/>	<input type="checkbox"/>	<input type="checkbox"/>	<input type="checkbox"/>	<input type="checkbox"/>	<input type="checkbox"/>
... feel that homosexuality is a form of disease.	<input type="checkbox"/>	<input type="checkbox"/>	<input type="checkbox"/>	<input type="checkbox"/>	<input type="checkbox"/>	<input type="checkbox"/>	<input type="checkbox"/>
... would treat a gay/bisexual man just as they would treat anyone else.	<input type="checkbox"/>	<input type="checkbox"/>	<input type="checkbox"/>	<input type="checkbox"/>	<input type="checkbox"/>	<input type="checkbox"/>	<input type="checkbox"/>
... will hire a gay/bisexual man if he is qualified for the job.	<input type="checkbox"/>	<input type="checkbox"/>	<input type="checkbox"/>	<input type="checkbox"/>	<input type="checkbox"/>	<input type="checkbox"/>	<input type="checkbox"/>
... think poorly of a person who is gay/bisexual.	<input type="checkbox"/>	<input type="checkbox"/>	<input type="checkbox"/>	<input type="checkbox"/>	<input type="checkbox"/>	<input type="checkbox"/>	<input type="checkbox"/>

	Strongly disagree						Strongly agree
Most men around me...							
... would willingly play in a sports team with a gay/bisexual man.	<input type="checkbox"/>	<input type="checkbox"/>	<input type="checkbox"/>	<input type="checkbox"/>	<input type="checkbox"/>	<input type="checkbox"/>	<input type="checkbox"/>
... would willingly share a changing cubicle and shower (e.g. in a public swimming pool or gym) with a gay/bisexual man.	<input type="checkbox"/>	<input type="checkbox"/>	<input type="checkbox"/>	<input type="checkbox"/>	<input type="checkbox"/>	<input type="checkbox"/>	<input type="checkbox"/>

[Back](#)

[Next](#)

PAGE 6

9. Have you ever experienced victimization due to your sexual orientation and/or gender identity?

	No, never	Yes, more than one year ago	Yes, in the last year
Verbal insults	<input type="checkbox"/>	<input type="checkbox"/>	<input type="checkbox"/>
Threatened with violence	<input type="checkbox"/>	<input type="checkbox"/>	<input type="checkbox"/>
Minor physical assaults	<input type="checkbox"/>	<input type="checkbox"/>	<input type="checkbox"/>
Serious physical assaults	<input type="checkbox"/>	<input type="checkbox"/>	<input type="checkbox"/>

10. Have you ever experienced or assumed that your sexual orientation and/or gender identity have been the reason for any of the following kinds of discrimination within your family, at work, education or healthcare?
*multiple options possible***Family**

- Parents not accepting your sexual orientation and/or gender identity
- Banned from home
- Being deprived concerning heritage
- Other discrimination in family
- No discrimination whatsoever concerning family

Work/Education

- Losing or not getting a job
- Being refused a promotion/a salary raise
- Being denied a scholarship
- Being denied access to education
- Other discrimination in job/education
- No discrimination whatsoever concerning work/education

Healthcare	
<input type="checkbox"/>	Treatment refused
<input type="checkbox"/>	Longer wait
<input type="checkbox"/>	Increased treatment/insurance fees
<input type="checkbox"/>	Other discrimination in healthcare
<input type="checkbox"/>	No discrimination whatsoever concerning healthcare

11. In the last six months: How often were you upset by overhearing negative statements or jokes about your sexual orientation and/or gender identity?				
	Never	Sometimes	Often	<i>Not applicable</i>
In public spaces (e.g. bars, cafés)	<input type="checkbox"/>	<input type="checkbox"/>	<input type="checkbox"/>	<input type="checkbox"/>
At work	<input type="checkbox"/>	<input type="checkbox"/>	<input type="checkbox"/>	<input type="checkbox"/>
From your family	<input type="checkbox"/>	<input type="checkbox"/>	<input type="checkbox"/>	<input type="checkbox"/>
Among friends	<input type="checkbox"/>	<input type="checkbox"/>	<input type="checkbox"/>	<input type="checkbox"/>
In school/university	<input type="checkbox"/>	<input type="checkbox"/>	<input type="checkbox"/>	<input type="checkbox"/>

Back

Next

PAGE 7

12. Whom do you feel sexually attracted to?

- Only to men
- Mostly to men and sometimes to women
- To men and women equally
- Mostly to women and sometimes to men
- Only to women
- I'd rather not say.

[Back](#)

[Next](#)

PAGE 8

13. Who knows that you're <u>sexually attracted to men</u>?			
	Yes	No	Not appli- cable
Father	<input type="checkbox"/>	<input type="checkbox"/>	<input type="checkbox"/>
Mother	<input type="checkbox"/>	<input type="checkbox"/>	<input type="checkbox"/>
Sister(s)	<input type="checkbox"/>	<input type="checkbox"/>	<input type="checkbox"/>
Brother(s)	<input type="checkbox"/>	<input type="checkbox"/>	<input type="checkbox"/>

	Nobody	Only one or two	Many	(almost) Everybody	Not appli- cable
Extended family (aunts, uncles)	<input type="checkbox"/>	<input type="checkbox"/>	<input type="checkbox"/>	<input type="checkbox"/>	<input type="checkbox"/>
Friends	<input type="checkbox"/>	<input type="checkbox"/>	<input type="checkbox"/>	<input type="checkbox"/>	<input type="checkbox"/>
At school/university (classmates/teachers)	<input type="checkbox"/>	<input type="checkbox"/>	<input type="checkbox"/>	<input type="checkbox"/>	<input type="checkbox"/>
Colleagues	<input type="checkbox"/>	<input type="checkbox"/>	<input type="checkbox"/>	<input type="checkbox"/>	<input type="checkbox"/>

Note: For people who chose a trans identity at the beginning of the questionnaire, an alternative question (internal number 14) was presented. In this, the underlined words in the questions above have been changed accordingly to "trans*".*

Back

Next

PAGE 9

15. How important is the following in helping you to find dates and sex with men?			
	Not important	Semi-important	Very important
Going to gay venues (bars, cruising, etc.) at your place of residence	<input type="checkbox"/>	<input type="checkbox"/>	<input type="checkbox"/>
Travelling to other countries	<input type="checkbox"/>	<input type="checkbox"/>	<input type="checkbox"/>
Using chat and dating sites on the Internet	<input type="checkbox"/>	<input type="checkbox"/>	<input type="checkbox"/>
Travelling to other places in your country	<input type="checkbox"/>	<input type="checkbox"/>	<input type="checkbox"/>

[Back](#)[Next](#)

PAGE 10

16. What are the most important reasons for you to travel to other places to find dates and sex with men?
multiple options possible

- Being anonymous there
- It is more sexually liberal/gay- friendly there
- There are more gay people around
- Other

17. Have you ever moved home or changed your job because of your sexual orientation and/or gender identity?

	Already done	No, but I consider it for the future	No
Moving to another place in my country	<input type="checkbox"/>	<input type="checkbox"/>	<input type="checkbox"/>
Emigrating to another country	<input type="checkbox"/>	<input type="checkbox"/>	<input type="checkbox"/>
Changing job/school/university	<input type="checkbox"/>	<input type="checkbox"/>	<input type="checkbox"/>

Back

Next

PAGE 11

18. How do you feel about your sexual orientation and/or gender identity?							
	Does not apply to me					Applies to me	
I don't like thinking about my <u>homo- /bisexuality</u> .	<input type="checkbox"/>	<input type="checkbox"/>	<input type="checkbox"/>	<input type="checkbox"/>	<input type="checkbox"/>	<input type="checkbox"/>	<input type="checkbox"/>
I fear negative consequences for my quality of life if more people knew that I'm <u>gay/bisexual</u> .	<input type="checkbox"/>	<input type="checkbox"/>	<input type="checkbox"/>	<input type="checkbox"/>	<input type="checkbox"/>	<input type="checkbox"/>	<input type="checkbox"/>
Even if I could change my <u>sexual orientation</u> , I wouldn't.	<input type="checkbox"/>	<input type="checkbox"/>	<input type="checkbox"/>	<input type="checkbox"/>	<input type="checkbox"/>	<input type="checkbox"/>	<input type="checkbox"/>
I feel comfortable about being seen in public with an obviously gay person.	<input type="checkbox"/>	<input type="checkbox"/>	<input type="checkbox"/>	<input type="checkbox"/>	<input type="checkbox"/>	<input type="checkbox"/>	<input type="checkbox"/>
I would prefer to be solely or more <u>heterosexual</u> .	<input type="checkbox"/>	<input type="checkbox"/>	<input type="checkbox"/>	<input type="checkbox"/>	<input type="checkbox"/>	<input type="checkbox"/>	<input type="checkbox"/>
It is important to me to control who knows about my <u>homo- /bisexuality</u> .	<input type="checkbox"/>	<input type="checkbox"/>	<input type="checkbox"/>	<input type="checkbox"/>	<input type="checkbox"/>	<input type="checkbox"/>	<input type="checkbox"/>
I am not worried about anyone finding out that I am <u>gay/bisexual</u> .	<input type="checkbox"/>	<input type="checkbox"/>	<input type="checkbox"/>	<input type="checkbox"/>	<input type="checkbox"/>	<input type="checkbox"/>	<input type="checkbox"/>
I try to make sure that the way I dress or my posture don't seem <u>gay/bisexual</u> .	<input type="checkbox"/>	<input type="checkbox"/>	<input type="checkbox"/>	<input type="checkbox"/>	<input type="checkbox"/>	<input type="checkbox"/>	<input type="checkbox"/>
I feel comfortable about being <u>homosexual</u> .	<input type="checkbox"/>	<input type="checkbox"/>	<input type="checkbox"/>	<input type="checkbox"/>	<input type="checkbox"/>	<input type="checkbox"/>	<input type="checkbox"/>
I feel comfortable discussing my <u>homo- /bisexuality</u> .	<input type="checkbox"/>	<input type="checkbox"/>	<input type="checkbox"/>	<input type="checkbox"/>	<input type="checkbox"/>	<input type="checkbox"/>	<input type="checkbox"/>

Note: For people who chose a trans identity at the beginning of the questionnaire, an alternative question (internal number 19) was presented. In this, the underlined words in the questions above have been changed accordingly to "trans*" or "transsexuality".*

PAGE 12

20. How would you describe your life?							
	Strongly dis- agree						Strongly agree
I am satisfied with my life.	<input type="checkbox"/>	<input type="checkbox"/>	<input type="checkbox"/>	<input type="checkbox"/>	<input type="checkbox"/>	<input type="checkbox"/>	<input type="checkbox"/>
In most ways, my life is close to my ideal.	<input type="checkbox"/>	<input type="checkbox"/>	<input type="checkbox"/>	<input type="checkbox"/>	<input type="checkbox"/>	<input type="checkbox"/>	<input type="checkbox"/>
The conditions of my life are excellent.	<input type="checkbox"/>	<input type="checkbox"/>	<input type="checkbox"/>	<input type="checkbox"/>	<input type="checkbox"/>	<input type="checkbox"/>	<input type="checkbox"/>
If I could live my life over, I would change almost nothing.	<input type="checkbox"/>	<input type="checkbox"/>	<input type="checkbox"/>	<input type="checkbox"/>	<input type="checkbox"/>	<input type="checkbox"/>	<input type="checkbox"/>
So far I have got the important things I want in life.	<input type="checkbox"/>	<input type="checkbox"/>	<input type="checkbox"/>	<input type="checkbox"/>	<input type="checkbox"/>	<input type="checkbox"/>	<input type="checkbox"/>

21. To what extent is your current life satisfaction related to your sexual orientation and/or gender identity?							
Not at all	<input type="checkbox"/>	<input type="checkbox"/>	<input type="checkbox"/>	<input type="checkbox"/>	<input type="checkbox"/>	<input type="checkbox"/>	Very strong- ly
<input type="checkbox"/> I'd rather not say.							

22. Are you currently in a committed relationship?	
<input type="checkbox"/>	Yes, with a man
<input type="checkbox"/>	Yes, with a woman
<input type="checkbox"/>	Other
<input type="checkbox"/>	No, I'm not in a committed relationship at the moment
<input type="checkbox"/>	I'd rather not say.

[Back](#)

[Next](#)

PAGE 13

23. Does your partner know that you're (also) sexually attracted to men?

- Yes
- No, but she might guess
- Definitely not
- I'd rather not say.

24. What is your highest educational level?

Please choose the closest match with the system in your country.

- No formal education
- Graduated primary/basic school
- Graduated secondary/higher school
- University graduate

Back

Next

PAGE 14

25. Based on your personal experience, please estimate how many people in your country would agree with the sentence “homosexuality should be accepted by society”?

- 0%
- 10%
- 20%
- 30%
- 40%
- 50%
- 60%
- 70%
- 80%
- 90%
- 100%
- Impossible to estimate

[Back](#)[Next](#)

PAGE 15

26. How relevant is the internet for your sexuality? Please answer by agreeing or not agreeing to the following statements.

	Strongly disagree					Strongly agree	
The sexual opportunities on the internet are an important part of my everyday life.	<input type="checkbox"/>	<input type="checkbox"/>	<input type="checkbox"/>	<input type="checkbox"/>	<input type="checkbox"/>	<input type="checkbox"/>	<input type="checkbox"/>
I wouldn't like to lose the sexual opportunities that are provided by the Internet.	<input type="checkbox"/>	<input type="checkbox"/>	<input type="checkbox"/>	<input type="checkbox"/>	<input type="checkbox"/>	<input type="checkbox"/>	<input type="checkbox"/>
Thanks to the internet I can go without real sex for longer periods of time.	<input type="checkbox"/>	<input type="checkbox"/>	<input type="checkbox"/>	<input type="checkbox"/>	<input type="checkbox"/>	<input type="checkbox"/>	<input type="checkbox"/>
Sexual content on the internet has sometimes inspired me to try something new in my sex life.	<input type="checkbox"/>	<input type="checkbox"/>	<input type="checkbox"/>	<input type="checkbox"/>	<input type="checkbox"/>	<input type="checkbox"/>	<input type="checkbox"/>

Back

Next

PAGE 16

27. Based on your personal impression, has the situation for gay, bisexual and trans-/intersexual men changed during the last year?

Regarding laws and governmental decisions

- Got worse
- Got better
- Stayed the same

Regarding society's views

- Got worse
- Got better
- Stayed the same

At work and education

- Got worse
- Got better
- Stayed the same

Within your family

- Got worse
- Got better
- Stayed the same

[Back](#)[Next](#)

PAGE 17**28. What would be the most successful ways of improving the situation of gay/bi/trans men in your country?***multiple options possible*

- Supporting LGBTI organizations in my country
- Keeping international attention
- Putting pressure on the government in my country
- Not interfering in my country's internal affairs
- Offering asylum based on sexual orientation in more liberal countries
- No further improvements necessary
- I don't know
- Other: _____

Do you have any message you want to share with the world?

(optional)

If we are allowed to publish your comment in an anonymous version, please give us a Name (e.g. your first name) that we can refer to (e.g. Martin, 27, Germany, says "..."):

PAGE 18

Thank You!

Thanks again for taking the time to complete the survey. The information you have provided will help us tell the world how our global community feels it is treated by others. This is leading research and would not be possible without your participation.

We plan to publish the results in May 2015 after we have carefully analysed your responses. In the meantime, please feel free to invite others to take part by sharing the link below:

<http://survey.gayrightsmonitor.org>

**Best regards,
Your PlanetRomeo Team**

You may close the browser window or tab now.



JOHANNES GUTENBERG
UNIVERSITÄT MAINZ