



2013 MICHIGAN FOOTBALL



HAIL TO THE VICTORS VALIANT HAIL TO THE CONQUERING HEROES

11 NATIONAL TITLES

42 BOWL GAME APPEARANCES

42 BIG TEN TITLES

134 YEARS OF MICHIGAN FOOTBALL

ATHLETIC MEDIA RELATIONS • 1100 SOUTH STATE STREET • ANN ARBOR, MICHIGAN • OFFICE (734) 763-4423 • FAX (734) 647-1188 • MGOBLUE.COM

DID YOU KNOW?

- U-M leads the all-time series vs. Minnesota 72-24-3.
- Michigan has won its last eight Big Ten openers.
- Dating back to 1982, the Wolverines have won 31 of their last 32 Big Ten openers.
- The Maize and Blue are 40-6 in their last 46 Big Ten home openers.
- U-M holds an 85-27 all-time record in annual Homecoming Games.
- Michigan has the longest active home winning streak among BCS conference teams, claiming 17 straight games at Michigan Stadium.
- The Wolverines' come-from-behind win at Connecticut (Sept. 21) tied the second-largest road comeback (14 points) in program history.
- The announced crowd of 115,109 for the Michigan-Notre Dame game on Sept. 7 set a new all-time attendance record for a football game -- college or NFL -- and broke the Michigan Stadium attendance record.
- U-M's win over Notre Dame on Sept. 7 was the Wolverines' 400th in Michigan Stadium history.
- The Wolverines' 59 points against Central Michigan (Aug. 31) were the most by a Michigan team in a season opener since a 65-0 win over Ohio Wesleyan on Sept. 30, 1905.
- WR **Jeremy Gallon** has posted a reception in 30 straight games.
- Dating back to last season, Gallon has six touchdown catches over his last five games.
- QB **Devin Gardner** has recorded at least one rushing touchdown in eight consecutive regular-season games.
- Gardner's 376 total yards against Notre Dame (Sept. 7) rank as the ninth-greatest single-game effort in Michigan program history.
- **Brady Hoke** is the first Michigan head coach to go undefeated at home in his first two seasons at U-M since Fielding Yost (1901-02).
- With its win vs. Michigan State last season (Oct. 20), Michigan became the first program in NCAA history to reach 900 wins.

TABLE OF CONTENTS

Game Day Information.....1
 Quick Facts.....2-3
 Tale of the Tape.....4
 National Polls.....9
 U-M Record When.....10
 Game Notes.....4-13
 Starting Lineups.....14
 Depth Chart.....15
 Rosters.....16-19
 Brady Hoke.....20-21
 Coaching and Support Staff.....21
 Individual Career Bests.....22-23
 Michigan Stadium.....24
 Game Recaps.....25-28

Minnesota Golden Gophers (4-1,0-1 Big Ten Conference) vs. #17/#19 Michigan Wolverines (4-0, 0-0 Big Ten Conference)

**GAME 5: Saturday, October 5, 2013 • 3:30 PM ET
 Michigan Stadium (109, 901), Ann Arbor, Mich.**



Series vs. Minnesota: 72-24-3

Last Meeting vs. Minnesota:

Michigan 35, Minnesota 13 (Nov. 3, 2012)

Television: ABC

Radio: Michigan IMG Sports Network

Live Stats: MGoBlue.com

GAMEDAY QUICK HITS

TELEVISION COVERAGE
 ABC

Play-by-Play - Mike Patrick
 Color Analyst - Ed Cunningham
 Sideline Reports - Jeannine Edwards

RADIO COVERAGE

The Michigan Football Radio Network is comprised of 40 affiliates in addition to Armed Services Radio and SiriusXM (channels 92 and 190). Frank Beckmann handles play-by-play with Jim Brandstatter serving as the color analyst. Doug Karsch provides sideline reports.

WOLVERINES AND THE GOLDEN GOPHERS

Michigan owns a 72-24-3 all-time record against Minnesota and a 38-12-1 mark at home. U-M is 37-3 in its last 40 meetings vs. Minnesota, including 21 wins in the last 22 match-ups. U-M has won five consecutive games in the series, including a 35-13 victory last season in Minneapolis. Minnesota's last win came in 2005, upsetting the No. 24 Wolverines on Homecoming on Oct. 8, 23-20.

HOMECOMING GAMES

Today's game marks the 113th homecoming game in Ann Arbor, and it will be the 33rd time U-M has hosted Minnesota on homecoming, the most of any opponent. The Wolverines hold an 85-27 record in their previous 112 homecoming contests, including a 24-8 mark against the Golden Gophers.

STREAKS TO WATCH

- WR **Jeremy Gallon** has posted a reception in 30 straight games.
- Gallon has posted at least four catches in nine straight games.
- QB **Devin Gardner** has recorded at least one rushing touchdown in eight consecutive regular-season games.
- K **Brendan Gibbons** has converted 117-straight PATs, which ranks second in program history behind J.D. Carlson (126, 1988-91).
- LB **Desmond Morgan** has tallied at least four tackles in 19 straight regular-season games.
- Under head coach **Brady Hoke**, Michigan has won 17 straight games at Michigan Stadium -- the longest active home winning streak among BCS conference teams.

2013 SCHEDULE AND RESULTS

DATE	RANK	OPPONENT	RESULT	TIME	TV	ATTEND.
Aug. 31	17/ -	CENTRAL MICHIGAN	59-9	3:42 p.m.	BTN	112,618
Sept. 7	17/14	NOTRE DAME	41-30	8:12 p.m.	ESPN	115,109
Sept. 14	11/ -	AKRON	28-24	12:01 p.m.	BTN	107,120
Sept. 21	15/ -	at Connecticut	24-21	8:00 p.m.	ABC	42,704
Oct. 5	19/ -	MINNESOTA* (HC)		3:30 p.m.	ABC	
Oct. 12	- / -	at Penn State		5:00 p.m.		
Oct. 19	- / -	INDIANA*		3:30 p.m.	BTN	
Nov. 2	- / -	at Michigan State		TBA		
Nov. 9	- / -	NEBRASKA*		TBA		
Nov. 16	- / -	at Northwestern		TBA		
Nov. 23	- / -	at Iowa		TBA		
Nov. 30	- / -	OHIO STATE*		TBA		
Dec. 7	- / -	Big Ten Championship		TBA	FOX	

All Times Eastern
 * Big Ten Games
Home Games Bold at Michigan Stadium
 Rank (U-M / Opponent) from the Associated Press Top 25 Poll

MICHIGAN FOOTBALL QUICK FACTS

MEDIA RELATIONS

Phone: (734) 763-4423
Fax: (734) 647-1188
Internet Site: MGoBlue.com

Mailing Address:
 Public and Media Relations
 University of Michigan
 1100 S. State St.
 Ann Arbor, MI 48109-2201

ASSOCIATE A.D.
 David Ablauf (dablauf@umich.edu)

FOOTBALL
 Justin Dickens (dickensj@umich.edu)

SECONDARY FOOTBALL/MEN'S TENNIS
 Zach Eisendrath (zeisen@umich.edu)

PUBLICATIONS
 Barb Cossman (bcossman@umich.edu)

MEN'S BASKETBALL
 Tom Wywrot (twywrot@umich.edu)

WRESTLING/WATER POLO/FIELD HOCKEY
 Leah Howard (lchoward@umich.edu)

WOMEN'S SWIMMING AND DIVING/ SOFTBALL
 Michael Kasiborski (mkasibor@umich.edu)

VOLLEYBALL/BASEBALL
 Kent Reichert (kereiche@umich.edu)

WOMEN'S SOCCER/WOMEN'S GYMNASTICS/MEN'S SWIMMING AND DIVING
 Brad Rudner (brudner@umich.edu)

ICE HOCKEY/WOMEN'S ROWING
 Jeff Weinstein (weinstej@umich.edu)

WOMEN'S BASKETBALL/WOMEN'S TENNIS
 Sarah VanMetre (vanmetre@umich.edu)

WOMEN'S LACROSSE/ MEN'S AND WOMEN'S GOLF
 Whitney Dixon (whitdix@umich.edu)

MEN'S SOCCER/MEN'S GYMNASTICS/MEN'S LACROSSE
 Scott Kemps (skemps@umich.edu)

MEN'S AND WOMEN'S TRACK AND FIELD AND CROSS COUNTRY
 TBA

DIRECTOR OF INTERNET
 Jon Ripperger (ripp@umich.edu)

INTERNET
 Matt Baumer (mbaumer@umich.edu)

ADMINISTRATIVE ASSISTANT SENIOR
 Tara Preston (tlap@umich.edu)

ADMINISTRATIVE ASSISTANT
 Joan Medrich (jmedrich@umich.edu)

UNIVERSITY INFORMATION

School: University of Michigan
Location: Ann Arbor, Mich.
Enrollment: 41,942
Founded: 1817
University President: Mary Sue Coleman
Director of Athletics: Dave Brandon
Nickname: Wolverines
Colors: Maize and Blue
Band: Michigan Marching Band
Fight Song: The Victors
Conference: Big Ten

FOOTBALL INFORMATION

First Year of Varsity Status: 1879
All-Time Record: 907-315-36 (134th season)
All-Time Big Ten Record: 479-188-18 (106th season)
National Titles: 11
Big Ten Championships: 42
Bowl Games (Record): 42 (20-22)
Consensus All-Americans: 78
First-Team All-Big Ten Selections: 404

MICHIGAN STADIUM

Completed: 1927 (86th season)
Stadium Capacity: 109,901
Surface: FieldTurf (artificial)
Largest Crowd (Opp., Year): 115,109 (Notre Dame, 2013)
Record at Michigan Stadium: 401-120-15
Consecutive 100,000-plus Crowds: 247 (Nov. 8, 1975 to current)

2013 SEASON

Overall Record: 4-0 (1.000)
Big Ten Record: 0-0 (.000)
Home: 3-0 / **Away:** 1-0 / **Neutral:** 0-0

MICHIGAN HEAD COACHES

Brady Hoke	2011-present	23-7	(.767)
Rich Rodriguez	2008-10	15-22	(.405)
Lloyd Carr	1995-2007	122-40	(.753)
Gary Moeller	1990-94	44-13-3	(.758)
Bo Schembechler	1969-89	194-48-5	(.796)
Bump Elliott	1959-68	51-42-2	(.547)
Bennie Oosterbaan	1948-58	63-33-4	(.650)
Fritz Crisler	1938-47	71-16-3	(.806)
Harry Kipke	1929-37	46-26-4	(.632)
Tad Wieman	1927-28	9-6-1	(.594)
George Little	1924	6-2	(.750)
Fielding Yost	1901-23, 1925-26	165-29-10	(.833)
Biff Lea	1900	7-2-1	(.750)
Gustave Ferbert	1897-99	24-3-1	(.875)
William Ward	1896	9-1	(.900)
William McCauley	1894-95	17-2-1	(.875)
Frank Barbour	1892-93	14-8	(.636)
M. Murphy/F. Crawford	1891	4-5	(.444)

FOOTBALL HISTORY

First Year of Football 1879
 All-Time Record 907-315-36 (.735)
 All-Time Conference Record 479-188-18 (.712)
 All-Time Bowl Record 20-22 (.476)

National Championships 11
 1901, 1902, 1903, 1904, 1918, 1923, 1932, 1933, 1947, 1948, 1997

Conference Championships 42
 1898, 1901, 1902, 1903, 1904, 1906, 1918, 1922, 1923, 1925, 1926, 1930, 1931, 1932, 1933, 1943, 1947, 1948, 1949, 1950, 1964, 1969, 1971, 1972, 1973, 1974, 1976, 1977, 1978, 1980, 1982, 1986, 1988, 1989, 1990, 1991, 1992, 1997, 1998, 2000, 2003, 2004

Bowl Appearances 42
 1901, 1947, 1950, 1964, 1969, 1971, 1975, 1976, 1977, 1978, 1979, 1980, 1981, 1982, 1983, 1984, 1985, 1986, 1987, 1988, 1989, 1990, 1991, 1992, 1993, 1994, 1995, 1996, 1997, 1998, 1999, 2000, 2001, 2002, 2003, 2004, 2005, 2006, 2007, 2010, 2011, 2012

Undefeated Seasons 23
 1879, 1880, 1884, 1885, 1886, 1887, 1898, 1901, 1902, 1903, 1904, 1910, 1918, 1922, 1923, 1930, 1932, 1933, 1947, 1948, 1973, 1992, 1997

10+ Win Seasons 26
 1898, 1901, 1902, 1903, 1904, 1905, 1947, 1971, 1972, 1973, 1974, 1976, 1977, 1978, 1980, 1985, 1986, 1989, 1991, 1997, 1998, 1999, 2002, 2003, 2006, 2011

Most Consecutive Wins 29 (Sept. 28, 1901 – Oct. 31, 1903)
 All-Time Points Scored 31,397
 First-Team All-Americans 129 (78 consensus)
 First-Team All-Big Ten Players 404 (No. 1 in the Big Ten)
 Heisman Trophy Winners 3 (1941, 1991, 1997)
 Years with U-M Player in Heisman Top 10 26
 National Award Winners 11
 College Football Hall of Fame Members 36
 All-Time NFL Draft Picks 339 (two No. 1 picks)
 All-Time First Round Picks 50
 Michigan on TV 448 Games; 294-146-8 (No. 1 nationally)
 First TV Game U-M 55, MSU 0 (Sept. 27, 1947 on WWJ-TV)

MICHIGAN FOOTBALL BY DECADE

2010s	30-13 (.698)
2000s	81-43-0 (.653)
1990s	93-26-3 (.775)
1980s	90-29-2 (.752)
1970s	96-16-3 (.848)
1960s	55-40-0 (.579)
1950s	52-36-3 (.588)
1940s	74-15-3 (.821)
1930s	53-26-4 (.663)
1920s	58-16-4 (.769)
1910s	52-18-6 (.723)
1900s	82-8-3 (.898)
1890s	72-20-2 (.777)
1880s (no games in 1882)	18-9-0 (.667)
1879	1-0-1 (.750)
Overall	907-315-36 (.735)

WEEKLY MEDIA AVAILABILITIES - MINNESOTA

MONDAY	TUESDAY	WEDNESDAY
<p>12:30 P.M. - Head Coach Brady Hoke Press Conference at Junge Family Champions Center</p> <p>1:00 P.M. - Players' Press Conference at Junge Family Champions Center (Tentatively: Jeremy Gallon and Michael Schofield)</p>	<p>TBD - Head Coach Brady Hoke Big Ten Teleconference Call</p> <p>6:00 P.M. - Players available at Glick Field House (Tentatively: Brennen Beyer, Blake Countess, Fitzgerald Toussaint, Jarrod Wilson, Chris Wormley)</p>	<p>11:30 A.M. - Players available at Glick Field House (Tentatively: Devin Gardner)</p> <p>12:00 P.M. - Head Coach Brady Hoke available at Glick Field House</p> <p>*All interview requests should be directed to the University of Michigan Public and Media Relations office.</p>

BIG TEN TELECONFERENCE

The Big Ten Teleconferences run throughout the season on a weekly basis, starting Tuesday, Aug. 27. Head coach Brady Hoke will participate on the conference call at 12 p.m. Eastern (11 a.m. Central). The media call-in number can be obtained by calling the Big Ten Conference.

Following is the coaches teleconference lineup:

Time	Coach
12:00	Brady Hoke, Michigan
12:10	Gary Andersen, Wisconsin
12:20	Bo Pelini, Nebraska
12:30	Mark Dantonio, Michigan State
12:40	Kirk Ferentz, Iowa
12:50	Jerry Kill, Minnesota
1:00	Tim Beckman, Illinois
1:10	Darrell Hazell, Purdue
1:20	Bill O'Brien, Penn State
1:30	Pat Fitzgerald, Northwestern
1:40	Urban Meyer, Ohio State
1:50	Kevin Wilson, Indiana

MICHIGAN RADIO NETWORK

In its 11th season as a division of IMG College, the Michigan Sports Network represents one of the largest and most-listened to college sports network in the Midwest. Anchored by WWJ-AM (950) in Detroit, the Michigan IMG Radio Network is comprised of 40 affiliate stations in Michigan and Ohio during football season. In addition, U-M football can also be heard on American Armed Forces Radio and is also available on Sirius/XM. Frank Beckmann (play-by-play) and Jim Brandstatter (color) bring the action to you from the booth, with Doug Karsch providing sideline reports and analysis. Following is a list of radio affiliates:

City	Station	Dial Pos.
Alma	WQBX	104.9 FM
Alpena	WATZ	1450 AM
Ann Arbor	WTKA	1050 AM
Battle Creek	WBXX	104.9 FM
Benton Harbor	WSJM	1400 AM
Benton Harbor	WSJM	94.9 FM
Cadillac	WKAD	93.7 FM
Cassopolis	WGTO	910 AM
Charlevoix	WMKT	1270 AM
Charlevoix	WMKT	102.3 FM
Cleveland, Ohio	WHKW	1220 AM
Detroit	WWJ	950 AM
Escanaba	WDBC	680 AM
Flint	WTRX	1330 AM
Frankfort	WBNZ	92.3 FM
Grand Haven	WGHN	1370 AM
Grand Rapids	WOOD	1300 AM
Grayling	WQON	100.3 FM
Ishpeming	WIAN	1240 AM
Jackson	WKHM	970 AM
Kalamazoo	WQLR	1660 AM
Lansing	WQTX	92.1 FM
Ludington	WKZC	94.9 FM
Marine City	WHLX	1590 AM
Marquette	WDMJ	1320 AM
Muskegon	WOOD	106.9 FM
Newberry	WNBX	1450 AM
Niles	WNIL	1290 AM
Oscoda	WWTH	100.7 FM
Petoskey	WMBN	1340 AM
Port Huron	WHLX	1450 AM
Reed City	WBRN	95.1 FM
Rogers City	WHAK	980 AM
Rogers City	WHAK	99.9 FM
Saginaw	WSGW	790 AM
Sault Ste. Marie	WKNW	1400 AM
Sturgis	WBET	1230 AM
Toledo	WXKR	100.7 FM
Traverse City	WTCM	580 AM
Warren/Youngstown, Ohio	WHKZ	1440 AM

U-M football can also be heard on American Armed Forces Radio and is also available on Sirius Satellite Radio.

INSIDE MICHIGAN FOOTBALL TV SHOW

The Inside Michigan Football TV show presented by PNC Bank returns for its sixth season in 2013. Fox Sports Detroit will air 15 shows throughout the fall, beginning with the premier on Aug. 26 at 5:30 p.m. ET. Wolverines Head Coach Brady Hoke will be joined by host Jim Brandstatter for the 30-minute program that includes game and practice highlights, student-athlete features and in-depth analysis of past and future games. Inside Michigan Football will be broadcast each Monday evening (start time varies from 5:00-6:00 p.m.) from Aug. 26-Nov. 25.

For the second straight season, Inside Michigan Football will be available to fans on the Big Ten Digital Network. The show will be available on MGoBlue.com immediately following its airing on FSD.

INSIDE MICHIGAN FOOTBALL RADIO SHOW

Head Coach Brady Hoke will appear each week on the Inside Michigan Football Radio Show. The hour-long show originates on WXYT Radio every Wednesday evening at 7 p.m., with Jim Brandstatter hosting the show. The show is broadcast live from Pizza House (PizzaHouse.com) located at 618 Church Street in Ann Arbor. Following are the stations covering the show:

City	Station	Dial Pos.
Alma	WFYC	1280 AM
Alpena	WATZ	1450 AM
Ann Arbor	WTKA	1050 AM
Battle Creek	WBCK	930 AM
Benton Harbor	WSJM	1400 AM
Benton Harbor	WSJM	94.9 FM
Cadillac	WKAD	93.7 FM
Caro	WKYO	1360 AM
Cassopolis	WGTO	910 AM
Charlevoix	WMKT	1270 AM
Charlevoix	WMKT	102.3 FM
Detroit	WXYT	1270 AM
Escanaba	WDBC	680 AM
Flint	WTRX	1330 AM
Frankfort	WBNZ	92.3 FM
Grand Rapids	WMAX	96.1 FM
Grayling	WQON	100.3 FM
Ishpeming	WIAN	1240 AM
Jackson	WKHM	970 AM
Kalamazoo	WQLR	1660 AM
Lansing	WQTX	92.1 FM
Ludington	WKZC	94.9 FM
Marquette	WDMJ	1320 AM
Marine City	WHLX	1590 AM
Niles	WNIL	1290 AM
Petoskey	WMBN	1340 AM
Port Huron	WHLX	1450 AM
Saginaw	WSGW	790 AM
Sturgis	WBET	1230 AM
Toledo, Ohio	W264K	100.7 FM
Traverse City	WTCM	580 AM

MGOBLUE.COM



GAME NOTES

TALE OF THE TAPE

2013 STATISTICS

OFFENSE

Michigan	Category	Minnesota
38.0	Scoring	34.8
409.2	Total Yards	343.0
194.2	Rushing Offense	231.8
215.0	Passing Offense	111.2
130.22	Pass Efficiency	105.0
85	First Downs	92
48%	3rd-Down Conv.	43%
67%	4th-Down Conv.	83
6	Sacks Allowed	9
76%	Red Zone Offense (TD Eff.)	75%
88%	Red Zone Offense (Scoring Eff.)	95%
7.1	Punt Returns	14.8
22.5	Kick Returns	27.5
37.6	Avg. Punting	44.0
34.0	Net Punting	37.1
4-5	Field Goals	5-7
23-195	Penalties	27.4
-5	Turnover Margin	+2
32:43	Time Of Possession	31:08

2013 STATISTICS

DEFENSE

Michigan	Category	Minnesota
21.0	Scoring	20.6
311.0	Total Yards	391.0
79.0	Rushing Offense	131.4
232.0	Passing Offense	259.6
104.17	Pass Efficiency	137.0
68	First Downs	91
38%	3rd-Down Conv. Allowed	37%
0%	4th-Down Conv. Allowed	67%
9	Sacks By	6
38%	Red Zone Defense (TD Eff.)	44%
69%	Red Zone Defense (Scoring Eff.)	63%
5.9	Punt Returns	8.0
24.5	Kick Returns	17.3
40.2	Avg. Punting	42.8
36.0	Net Punting	36.2
7-10	Field Goals Against	5-8
23-215	Penalties	33.6
27:17	Opponent Time Of Possession	28:52

MICHIGAN VS. MINNESOTA

MICHIGAN LEADS ALL-TIME SERIES 72-24-3

H: 38-12-1 / A: 32-12-2 / N: 2-0

YEAR	W/L	SCORE	SITE	RANK
1892	L	6-14	A	
1893	L	20-34	H	
1895	W	20-0	1	
1896	W	6-4	A	
1897	W	14-0	1	
1902	W	23-6	H	
1903	T	6-6	A	
1909	W	15-6	A	
1910	W	6-0	H	
1919	L	7-34	H	
1920	W	3-0	A	
1921	W	38-0	H	
1922	W	16-7	A	
1923	W	10-0	H	
1924	W	13-0	A	
1925	W	35-0	H	
1926	W	20-0	H	
1926	W	7-6	A	
1927	L	7-13	H	
1929	W	7-6	A	
1930	W	7-0	H	
1931	W	6-0	H	
1932	W	3-0	A	
1933	T	0-0	H	
1934	L	0-34	A	
1935	L	0-40	H	
1936	L	0-26	A	
1937	L	6-39	H	
1938	L	6-7	A	
1939	L	7-20	H	10/-
1940	L	6-7	A	3/2
1941	L	0-7	H	3/-
1942	L	14-16	A	4/13
1943	W	49-6	H	10/11
1944	W	28-13	A	
1945	W	26-0	H	10/16
1946	W	21-0	A	13/-
1947	W	13-6	H	1/-
1948	W	27-14	A	1/13
1949	W	14-7	H	12/3
1950	T	7-7	A	14/-
1951	W	54-27	H	
1952	W	21-0	H	19/-
1953	L	0-22	A	5/-
1954	W	34-0	H	-/8
1955	W	14-13	A	1/-
1956	L	7-20	H	5/-
1957	W	24-7	A	20/14
1958	W	20-19	H	
1959	W	14-6	A	
1960	L	0-10	H	-/6
1961	L	20-23	A	
1962	L	0-17	H	
1963	L	0-6	A	
1964	W	19-12	H	
1965	L	13-14	A	
1966	W	49-0	H	
1967	L	15-20	A	
1968	W	33-20	H	12/-
1969	W	35-9	A	
1970	W	39-13	H	5/-

YEAR	W/L	SCORE	SITE	RANK
1971	W	35-7	A	3/-
1972	W	42-0	H	5/-
1973	W	34-7	A	4/-
1974	W	49-0	H	3/-
1975	W	28-21	A	7/-
1976	W	45-0	H	1/-
1977	L	0-16	A	1/-
1978	W	42-10	H	8/-
1979	W	31-21	H	11/-
1980	W	37-14	A	
1981	W	34-13	A	15/-
1982	W	52-14	H	20/-
1983	W	58-10	A	9/-
1984	W	31-7	H	
1985	W	48-7	A	8/-
1986	L	17-20	H	2/-
1987	W	30-20	A	
1988	W	22-7	H	14/-
1989	W	49-15	A	3/-
1990	W	35-18	H	16/-
1991	W	52-6	A	4/-
1992	W	63-13	H	3/-
1993	W	58-7	A	
1994	W	38-22	H	19/-
1995	W	52-17	H	9/-
1996	W	44-10	A	10/-
1997	W	24-3	H	4/-
1998	W	15-10	A	22/-
2001	W	31-10	H	12/-
2002	W	41-24	A	13/-
2003	W	38-35	A	20/17
2004	W	27-24	H	14/13
2005	L	20-23	H	24/-
2006	W	28-14	A	6/-
2007	W	34-10	H	19/-
2008	W	29-6	A	
2011	W	58-0	H	19/-
2012	W	35-13	A	

1-Detroit, Mich.

MICHIGAN-MINNESOTA SERIES INFORMATION

Series Record: 72-24-3

Michigan Points: 2,285

Minnesota Points: 1,101

Record at Ann Arbor: Michigan leads 38-12-1

Record at Michigan Stadium: 32-10-1

Record at Minnesota: Michigan leads 32-12-2

Record at H.H.H. Metrodome: 11-0-0

Record at TCF Bank Stadium: 1-0

Record at Neutral Site: Michigan leads 2-0

Games decided by 3 pts. or less: Michigan leads 9-7-3

Games decided by 7 pts. or less: Michigan leads 16-10-3

Longest Michigan Winning Streak: 16 (1987-2004)

Longest Michigan Losing Streak: 9 (1934-42)

Current Michigan Streak: Won 5

Last 10 Games: Michigan leads 9-1

Biggest Michigan Win: 58-0 (2011)

Biggest Michigan Loss: 0-40 (1935)

Last Michigan Home Win: 2011 (Last Game)

Last Michigan Road Win: 2012 (Last Game)

Last Minnesota Home Win: 1977

Last Minnesota Road Win: 2005

HISTORY OF THE LITTLE BROWN JUG

According to the NCAA records book, there are 65 trophy games involving Division I-A teams. They all owe their creation to the University of Michigan, the University of Minnesota, some misgivings about water and a 30-cent, putty-colored jug.

Michigan had won 28 straight games as it headed to Minneapolis for a battle with Minnesota in 1903. The Golden Gophers came into the game 10-0 on the season, with a crowd of 20,000 to root the home team on. Having doubts that Minnesota would provide pure water to the Michigan bench, head coach Fielding Yost ordered a manager, Tommy Roberts, to purchase a receptacle for drinking water which would be free from suspicion. Roberts purchased a five-gallon jug from a variety store in Minneapolis, and Michigan and Minnesota prepared to duel.

The Wolverines took a 6-0 lead in the first half, but the Gophers rallied to tie the game on a touchdown with two minutes remaining. When Minnesota blasted over the goal line, the fans, some sitting in trees and atop telephone poles, rushed the field in excitement. The pandemonium that ensued led to the game being called with time still left on the clock.

In their haste to leave and catch the train back to Chicago, the Michigan players dressed quickly and departed the stadium, leaving the jug behind. Minnesota equipment manager Oscar Munson found the jug the following morning and brought it to Director of Athletics L.J. Cooke. In remembrance of the exceptional tie, they decided to hold on to the jug and adorned it by painting, "Michigan Jug - Captured by Oscar, October 31, 1903," and the score "Minnesota 6, Michigan 6" on the side of the jug.

When Yost sent a letter requesting the return of the jug, Cooke wrote back, "If you want it, you'll have to come up and win it." Due to the brutality of the 1903 game, the two teams did not meet again until 1909, when Michigan did win the jug, 15-6. The Wolverines defended the jug in Ann Arbor in 1910, but due to Michigan's withdrawal from the Big Ten, the jug was not played for again until 1919.

The trophy disappeared from the trophy case of the Michigan Athletic Administration building in 1930 and was not found until 1934. Before the actual jug was found behind a clump of bushes by a gas station attendant in Ann Arbor, a replica of the prize was displayed in Michigan's trophy case. The authenticity of the original was confirmed by a flaw that could not be duplicated. Since then, the trophy has been carefully safeguarded.

Dating back to 1909, the battle for the Little Brown Jug is the oldest trophy game in Division I FBS. Sixteen years passed before the next trophy game was created. In 1925, the Illibuck (Illinois-Ohio State), the Old Oaken Bucket (Indiana-Purdue) and the Beer Barrel (Kentucky-Tennessee) trophies were first played for, the last of which was created, "to rival Michigan's Brown Jug."

THE LAST TIME VS. MINNESOTA ...

• Behind a three-touchdown performance by junior quarterback **Devin Gardner**, U-M defeated Minnesota, 35-13, on Saturday, Nov. 3, 2012, at TCF Bank Stadium to keep possession of the Little Brown Jug.

• Gardner made his first collegiate start at quarterback, completing 12-of-18 passes for 234 yards and two touchdowns and carrying the ball 10 times for 21 yards and one touchdown.

BRADY HOKE AGAINST MINNESOTA

• Saturday will mark **Brady Hoke's** third encounter against Minnesota as a head coach. In his first season at the helm of Michigan in 2011, Hoke and the Wolverines defeated the Gophers, 58-0, at Michigan Stadium. Last season, U-M earned a 35-13 victory over Minnesota at TCF Bank Stadium in Minneapolis.

LAST GAME...

• U-M came away with a 24-21 victory at Connecticut on Saturday, Sept. 21, overcoming a two-touchdown deficit with 17 unanswered points -- punctuated with a 21-yard field goal from senior kicker Brendan Gibbons with 4:36 to play -- in front of a record-breaking crowd at Rentschler Field.

• Fifth-year senior running back **Fitzgerald Toussaint** scored two second-half touchdowns and rushed for 120 yards. U-M's rushing attack combined to compile nearly 200 yards and three scores, with senior/junior quarterback **Devin Gardner** contributing 64 yards and one touchdown.

MICHIGAN AFTER THE BYE WEEK

Michigan has won nine of its last 10 games following the bye week. U-M posted a 44-13 victory at Purdue last season following the bye.

WOLVERINES FACE TOUGH SCHEDULE IN 2013

• Four of Michigan's 12 regular-season opponents posted 10+ victories in 2012 -- Ohio State (12-0), Notre Dame (12-1), Northwestern (10-3) and Nebraska (10-4).

• Six of the Wolverines' 12 regular-season opponents received bowl bids in 2012, while compiling a 52-27 record (.659 winning percentage)

• U-M faces arguably its toughest stretch in November, going up against four consecutive Legends Division foes, including three on the road -- at Michigan State (Nov. 2), vs. Nebraska (Nov. 9), at Northwestern (Nov. 16) and at Iowa (Nov. 23) -- before concluding its regular-season slate by hosting Ohio State in the 110th edition of "The Game" on Nov. 30.

MAKING HISTORY

The announced crowd of 115,109 fans at the Big House for the U-M/Notre Dame football game on Sept. 7 set a new all-time attendance record for a football game -- college or NFL -- and broke the Michigan Stadium attendance record. The previous Michigan Stadium record was 114,804, established at U-M's previous home game vs. Notre Dame on Sept. 10, 2011.

A LOOK AT THE WOLVERINES ...

STATISTICAL RANKINGS IN 2013

OFFENSE

Category	Statistic	Big Ten	NCAA
Team, Points/Game	38.0	6th	33rd
Team, Total Offense	409.3	9th	65th
Team, Passing	215.0	7th	83rd
Team, Rushing	194.3	9th	52nd
Team, Sacks Allowed	1.50 avg.	7th	51st
Team, 3rd Down Conv.	48%	6th	33rd
Team, 4th Down Conv.	67%	5th	21st
Team, Red Zone Offense	88%	5th	35th
D. Gardner, Passing	200.3 avg.	5th	69th
D. Gardner, Yds/Comp.	13.8 avg.	4th	30th
D. Gardner, Rushing	75.3 avg.	9th	65th
D. Gardner, Total Offense	275.5 avg.	3rd	34th
F. Toussaint, Rushing	79.3 avg.	8th	57th
J. Gallon, Receiving Yards	82.0 avg.	5th	47th
J. Gallon, Receptions/Game	5.5 avg.	4th	58th
J. Gallon, Receiving TDs	4	4th	15th

DEFENSE

Category	Statistic	Big Ten	NCAA
Team, Total Defense	311.0	6th	21st
Team, Scoring Defense	21.0	7th	41st
Team, Pass Defense	232.0	8th	69th
Team, Rush Defense	79.0	2nd	6th
Team, Red Zone Defense	69%	4th	19th
Passes Intercepted	6	4th	23rd
Sacks	2.25 avg.	2nd	34th
Tackles for Loss	6.3 avg.	2nd	51st
B. Countess, INT	0.8 avg.	2nd	5th
Thomas Gordon, Tackles	6.7 avg.	15th	193rd

SPECIAL TEAMS

Category	Statistic	Big Ten	NCAA
B. Gibbons, Scoring	8.0 avg.	9th	68th

OFFENSE

Offensive Formation: Pro Style
Offensive Starters Returning/Lost: 5/6
Offensive Lettermen Returning/Lost: 24/12

RETURNING STARTERS FROM 2012

Player	Pos.	Ht.	Wt.	Year/Elig.
Devin Gardner	QB	6-4	210	Sr./Jr.
Jeremy Gallon	WR	5-8	187	5th Sr.
Taylor Lewan	LT	6-8	308	5th Sr.
Michael Schofield	RT	6-7	303	5th Sr.
Fitzgerald Toussaint	RB	5-10	200	5th Sr.

DEFENSE

Defensive Formation: 4-3
Defensive Starters Returning/Lost: 6/5
Defensive Lettermen Returning/Lost: 21/11

RETURNING STARTERS FROM 2012

Player	Pos.	Ht.	Wt.	Year/Elig.
Brennen Beyer	LB	6-3	254	Jr.
Desmond Morgan	WLB	6-1	227	Jr.
Jake Ryan	SLB	6-3	241	Sr./Jr.
Thomas Gordon	FS	5-11	208	5th Sr.
Raymon Taylor	CB	5-10	186	Jr.
Quinton Washington	DT	6-4	305	5th Sr.

U-M LEADS NATION IN WINS ALL-TIME

- The Michigan football program extended its lead in all-time NCAA Division 1 FBS victories during the 2013 season.
- Michigan leads the nation in wins (907), followed by Texas (869) and Notre Dame (867).
- Michigan's 907 victories are the most of any institution in all divisions of college football.

TOP 5 BCS SCHOOLS BY WINNING PERCENTAGE

School	Record	Pct.
1. Michigan	907-315-36	.735
2. Notre Dame	867-303-42	.733
3. Oklahoma	834-310-53	.719
4. Ohio State	842-315-53	.718
5. Texas	869-336-33	.715

TOP 5 BCS SCHOOLS BY WINS

School	Record	Pct.
1. Michigan	907-315-36	.735
2. Texas	869-336-33	.715
3. Notre Dame	867-303-42	.733
4. Nebraska	858-354-40	.701
5. Ohio State	842-315-53	.718

107th Season of Big Ten Action

- Michigan enters its 107th season of competition in the Big Ten Conference.
- The Wolverines have compiled an impressive 479-188-18 record in conference play and have claimed a league-leading 42 championships.
- U-M also leads the conference with 404 first-team All-Big Ten selections.

U-M In 134th Season of Gridiron Action

- U-M enters its 134th season of gridiron action.
- The Wolverine program was established in 1879 when a group of 13 men fielded the first football team in school history and played a pair of off-campus games. U-M defeated Racine, 1-0, at White Stocking Park in Chicago, Ill., on May 30, 1879, for the first victory in school history. The Wolverines tied Toronto, 0-0, in Detroit to finish the year 1-0-1.
- U-M enters its 131st year of uninterrupted gridiron action, with 1882 being the only season that the program did not play any varsity games.
- The Wolverines are the sixth oldest football program in NCAA history.

OLDEST COLLEGE FOOTBALL PROGRAMS

School	Years
Princeton	144
Rutgers	144
Yale	141
Harvard	139
Pennsylvania	137
Michigan	134
Amherst	133
Navy	132

HOME-FIELD ADVANTAGE

- Under head coach **Brady Hoke**, Michigan has won 17 straight games at Michigan Stadium -- the longest active home winning streak among BCS conference teams.
- The Wolverines have not lost at home since falling to Wisconsin on Nov. 20, 2010.
- Michigan boasted back-to-back undefeated seasons at home for the second time in 35 years; U-M also went perfect at home from 2003-04, posting a 13-0 record over the stretch.
- Hoke is the first Michigan head coach to go undefeated at home in his first two seasons at U-M since Fielding Yost (1901-02).

MICHIGAN'S LONGEST HOME WINNING STREAKS

- Michigan's 17-game home winning streak is tied for the fifth-longest such streak in program history.

Streak	Beginning-Ending
50	1901-1907
28	1969-1973
23	1897-1900
18	1894-1897
17	2011-present
17	1976-1978
16	2002-2005
14	1984-1986
14	1946-1949
14	1925-1927
14	1921-1924
13	1999-2001
13	1917-1919
12	1982-1984
12	1883-1891
11	1931-1933

2013 CAPTAINS

- The U-M football team elected four players, seniors **Taylor Lewan**, **Courtney Avery** and **Cam Gordon** and senior/junior **Jake Ryan**, as captains for the 134th team in school history. It marks the third time in Michigan Football history the team will have four captains. The four players were selected in a vote of their teammates during fall camp.

TAKING THE HELM

- After stepping in behind center for the final five games last season, senior/junior quarterback **Devin Gardner** will look to guide the U-M offense in 2013.
- Through four games, Gardner has showcased his dual-threat ability, completing 58-of-101 passes for 801 yards and seven touchdowns and rushing for 301 yards and five touchdowns on 49 carries.
- Gardner is averaging 275.5 yards of total offense per game this season, which ranks third in the Big Ten and 34th in the nation through five weeks of play.
- Against Akron on Sept. 14, Gardner completed 16-of-30 passes for 248 yards and two touchdowns and carried the ball 10 times for a career-best 103 yards and one touchdown.
- As part of his career-best rushing effort against the Zips, Gardner recorded three 30+-yard rushes, including a career-long 36-yard run.
- Gardner's 376 total yards of offense against Notre Dame (Sept. 7) marks the ninth-greatest single-game effort in Michigan program history. Gardner completed 21-of-33 passes for 294 yards and four touchdowns against the Fighting Irish, while carrying the ball 13 times for a career-best 82 yards and one touchdown.
- His four passing touchdowns against Notre Dame were a career best. The last Wolverine quarterback to throw for four touchdowns was Denard Robinson against Notre Dame on Sept. 10, 2011.
- Gardner has accounted for at least two touchdowns in eight of his last nine games, and has tallied at least three touchdowns in seven of his last

nine games.

- With Gardner under center, Michigan ranks 33rd in the nation -- and sixth in the Big Ten -- in scoring offense, averaging 38.0 points per game through four games.
- Gardner has connected with at least six different receivers in each of Michigan's first four games this season, and connected with eight different receivers in each of U-M's first three games.
- Gardner is 26-of-36 on third-down passing plays. He completed 23 straight passes on third down through a seven-game stretch from last season's game at Minnesota on Oct. 29 to this season's game vs. Akron (Sept. 14).
- In place of an injured Denard Robinson in 2012, Gardner completed 75-of-126 passes (59.5%) for 1,219 yards and 11 scores and carried the ball 47 times for 101 yards and seven touchdowns.

RED ZONE SUCCESS

- In senior/junior quarterback **Devin Gardner's** nine starts at quarterback, Michigan has made 33 trips to the red zone, scoring touchdowns on 27 of those trips.
- In U-M's 41-30 victory over Notre Dame on Sept. 7, the Wolverines were 4-of-4 in the red zone, with Gardner accounting for all four scores (three passing, one rushing). In total, Gardner has accounted for 20 of U-M's 27 red zone touchdowns over the last nine games.
- Through four games, Michigan has scored on 15-of-17 red zone opportunities (88%), including 13 touchdowns.

BIG PLAYS

- U-M has generated 22 offensive plays of 20+ yards through four games this season, 11 20+-yard receptions (4, Jeremy Gallon; 2, Devin Funchess; 2 Fitzgerald Toussaint; 1, Jehu Chesson; 1, Drew Dileo; 1, Joe Reynolds) and 11 20+-yard runs (5, Devin Gardner; 4, Fitzgerald Toussaint; 1, Derrick Green; 1, Dennis Norfleet).
- *Full list of plays available in back of release.*

MOVING THE CHAINS

- Michigan has put together 13 70+-yard touchdown drives this season, including five against Central Michigan (Aug. 31), four against Notre Dame (Sept. 7), three against Akron (Sept. 14) and one against Connecticut (Sept. 21).
- Gardner orchestrated 11 70+-yard touchdown drives over the final five games of the 2012 season, including three 90+-yard touchdown drives (two at Minnesota, one vs. Northwestern).

RETURNING FOR MORE

- Despite being considered by many analysts as a high first-round selection in the 2013 NFL Draft, fifth-year senior offensive tackle **Taylor Lewan** elected to return to Ann Arbor for his senior season with Team 134.
- Lewan, a three-year starter who has started 39 career games at left tackle -- including 32 consecutive -- looks to become only the ninth Michigan offensive lineman to be a starter for four seasons for the Maize and Blue (must start at least half of team's games each year to qualify). Most recently, Jeff Backus and Steve Hutchinson started on the line from 1997-2000.
- The Cave Creek, Ariz., native has been tabbed a first-team Preseason All-American by ESPN.com, CBSsports.com, Sl.com and Sporting News, and named to the 2013 national watch lists for the Outland Trophy and the Maxwell, Rotary Lombardi and Walter Camp Player of the Year Awards.
- Lewan was a 2012 All-America first-team choice by the Walter Camp Football Foundation, Associated Press, ESPN.com and Sl.com. He also was named the Big Ten Rimington-Pace Offensive Lineman of the Year and was an All-Big Ten first team choice by the league's coaches and media.

MR. PRODUCTIVITY

• Wide receiver **Jeremy Gallon** has posted a reception in 30 consecutive games, which ranks tied for fourth all-time in U-M history. He is two games short of tying Marquise Walker for third all-time. Braylon Edwards owns the program record with a reception in 38-straight games.

Consecutive Games with a Reception

Player	Consecutive Games
1. Braylon Edwards	38
2. Jason Avant	35
3. Marquise Walker	32
4. Jeremy Gallon	30
Mercury Hayes	30
6. Amani Toomer	26
Adrian Arrington	26
8. David Terrell	25
9. Desmond Howard	24
10. Anthony Cater	20

- Gallon, who has posted at least four catches in each of his last nine games, recorded his 100th career reception against Akron on Sept. 14.
- The Apopka, Fla. native has led Michigan in receiving yards in each of the first four games of the season.
- Gallon set career highs in both receiving yards (184) and touchdowns (three) against Notre Dame on Sept. 7.
- The fifth-year senior wideout's 184 receiving yards against the Fighting Irish were the most by a U-M receiver since Roy Roundtree posted a program-record 246 yards against Illinois on Nov. 6, 2010, and the sixth most in program history.
- In total, Gallon has posted four career 100-yard receiving efforts, three of which came in 2012. He tallied a career-high nine catches for 145 yards vs. South Carolina in the Outback Bowl on Jan. 1, notched a 133-yard performance vs. Iowa on Nov. 17 and recorded a 107-yard effort in the season opener vs. Alabama on Sept. 1.
- Gallon led Michigan in receptions (49), receiving yards (829) and receiving yards per game (63.8) in 2012.

THIRD TIME'S A CHARM

- In U-M's 41-30 victory over Notre Dame on Sept. 7, wide receiver **Jeremy Gallon** became the first Wolverine to record three touchdown catches since Mario Manningham vs. Notre Dame on Sept. 16, 2006.
- Gallon's four touchdown receptions through four games rank tied for fourth in the Big Ten and tied for 15th in the FBS through five weeks of play.
- Gallon has been racking up touchdown receptions as of late. Dating back to last season's Outback Bowl, the fifth-year wideout has posted six touchdown catches over his last five games.

MAKING HIS MARK

- Sophomore tight end **Devin Funchess** earned Freshman All-American honors from the Football Writers Association of America (FWAA) in 2012, pacing U-M tight ends with 15 receptions for 234 yards and five touchdowns during his freshman campaign.
- Funchess has started his sophomore campaign by hauling in eight receptions for 145 yards, including a career-long 48-yard touchdown catch against Akron on Sept. 14.
- Funchess registered four catches for 106 receiving yards in Michigan's 31-25 victory over Air Force on Sept. 8, 2012, becoming only the ninth Wolverine freshman to register a 100-yard receiving game and the first since Roy Roundtree posted 126 yards vs. Purdue on Nov. 7, 2009.
- Funchess also became the first U-M tight end to surpass 100 yards since Jerame Tuman recorded 126 against Colorado in 1997.
- The first five catches of Funchess' career were all for 20 yards or more, while the first six all converted first downs.
- With five touchdowns during his freshman campaign, Funchess finished the season tied for fourth

all time among receiving touchdown leaders by tight ends. Eric Kattus boasts the record in the category with eight in 1985.

Season Receiving Touchdowns (Tight Ends)

Player	Touchdowns
1. Eric Kattus	8
2. Tony McGee	6
Doug Martin	6
4. Devin Funchess	5
Jerame Turman	5
Jerame Tuman	5
Bennie Joppru	5
7. Jim Mandich	4
Kevin Koger	4
10. Jim Mandich	3

RETURNING TO FORM

- Fifth-year senior running back **Fitzgerald Toussaint** is back at full strength after suffering a season-ending leg injury last season against Iowa.
- Toussaint carried the ball 24 times for 120 yards against Connecticut (Sept. 21), marking the sixth 100-yard rushing game of his career and his first 100-yard rushing effort since vs. Ohio State on Nov. 26, 2011.
- Toussaint registered his sixth career multi-touchdown effort against the Huskies, upping his career rushing touchdowns to 20.
- Toussaint's five rushing touchdowns through four games match his rushing TD output from all of last season.

POUNDING THE ROCK

- U-M is averaging 194.3 rushing yards per game this season, which ranks 52nd in the country through five weeks.
- The Wolverines rushed for 192 yards at Connecticut on Sept. 21, gaining 110 of those yards in the second half. **Fitzgerald Toussaint** (120 yards, 2 TDs) and **Devin Gardner** (64 yards, 1 TD) combined to account for 184 yards and three touchdowns on 43 carries against the Huskies.
- Nine Michigan players used a combined 47 carries to produce 242 rushing in Michigan's season-opening victory over Central Michigan on Aug. 31.
- Freshman running back **Derrick Green** led the rushing attack against CMU, posting a team-best 58 rushing yards -- on 11 carries -- in his collegiate debut, and recording his first career touchdown on a one-yard run in the third quarter.
- **Fitzgerald Toussaint** added 57 yards on 14 carries, while quarterback **Devin Gardner** tallied a 52 yards on the ground.
- In total, six U-M running backs saw the field against the Chippewas: Green, Toussaint, **Drake Johnson**, **De'Veon Smith**, **Thomas Rawls** and **Justice Hayes**.

3RD-DOWN SUCCESS

- Last season, Michigan broke the program single-season record for highest third-down conversion percentage, converting 87 of 173 third downs (50.3%), good for first in the Big Ten and sixth in the nation. The previous school record was 49.6% in 1986.
- Through four games, U-M ranks sixth in the Big Ten and 33rd in the nation in the category, converting 26 of 54 third-down attempts (48%).

BLOCK PARTY

- In U-M's season opener against Central Michigan, freshman defensive back **Dymonte Thomas** blocked the Chippewas' first punt attempt of the game and fifth-year senior wide receiver **Joe Reynolds** scooped up the ball and returned it 30 yards for a touchdown.
- The play marked Michigan's first blocked punt return for a touchdown since Brandon Graham scored against Delaware State in 2009.
- Dating back to last season, U-M has registered a block in two of its last five games. Defensive tackle **Quinton Washington** blocked a South Carolina field goal attempt in the 2013 Outback Bowl.

THE NATIONAL POLLS

Associated Press Media Poll (Sept. 29)

Team	Record	Points	Previous
1. Alabama (55)	4-0	1,495	1
2. Oregon (5)	4-0	1,422	2
3. Clemson	4-0	1,354	3
4. Ohio State	5-0	1,305	4
5. Stanford	4-0	1,280	5
6. Georgia	3-1	1,171	9
7. Louisville	4-0	1,091	7
8. Florida State	4-0	1,069	8
9. Texas A&M	4-1	1,012	10
10. LSU	4-1	979	6
11. Oklahoma	4-0	838	14
12. UCLA	3-0	834	13
13. South Carolina	3-1	812	12
14. Miami (Fla.)	4-0	753	15
15. Washington	4-0	665	16
16. Northwestern	4-0	550	17
17. Baylor	3-0	536	19
18. Florida	3-1	481	20
19. Michigan	4-0	471	18
20. Texas Tech	4-0	264	24
21. Oklahoma State	3-1	230	11
22. Arizona State	3-1	192	NR
23. Fresno State	4-0	187	25
24. Mississippi	3-1	132	21
25. Maryland	4-0	119	NR

USA Today Coaches Poll (Sept. 29)

Team	Record	Points	Previous
1. Alabama (59)	4-0	1,546	1
2. Oregon (2)	4-0	1,479	2
3. Ohio State	5-0	1,397	3
4. Clemson	4-0	1,352	4
5. Stanford	4-0	1,325	5
6. Georgia	3-1	1,148	10
7. Louisville	4-0	1,147	7
8. Florida State	4-0	1,129	8
9. Texas A&M	4-1	1,072	9
10. Oklahoma	4-0	964	12
11. LSU	4-1	931	6
12. South Carolina	3-1	860	13
13. UCLA	3-0	812	14
14. Miami (Fla.)	4-0	727	15
15. Northwestern	4-0	620	16
16. Baylor	3-0	573	18
17. Michigan	4-0	546	17
18. Washington	4-0	545	20
19. Florida	3-1	515	19
20. Oklahoma State	3-1	330	11
21. Fresno State	4-0	270	23
22. Texas Tech	4-0	231	25
23. Northern Illinois	4-0	131	NR
24. Arizona State	3-1	118	NR
25. Nebraska	3-1	71	NR

Tracking U-M in the Top 25 Polls

Date	AP	USA Today
Preseason.....	17th.....	17th.....
Sept. 1.....	17th.....	17th.....
Sept. 8.....	11th.....	12th.....
Sept. 15.....	15th.....	14th.....
Sept. 22.....	18th.....	17th.....
Sept. 29.....	19th.....	17th.....

WOLVERINE BITES

1,000 YARD CLUB



Jeremy Gallon

• Fifth-year senior wide receiver **Jeremy Gallon** is U-M's active leader in career receiving yards. His 1,659 yards are 17th-best for the Maize and Blue.

U-M Career Receiving Yards

1. Braylon Edwards (2001-04) 3,541
15. Steve Breaston (2003-06) 1,696
16. Jim Smith (1973-76) 1,687
- 17. Jeremy Gallon (2010-present) 1,659**
18. Junior Hemingway (2007-11) 1,638
19. Vince Bean (1981-84) 1,509
20. Marcus Knight (1996-99) 1,508
21. Jim Mandich 1967-69) 1,489
22. Adrian Arrington (2004-07) 1,438
23. John Kolesar 1985-88) 1,425
24. Ralph Clayton 1976-79) 1,393
25. Jerame Tuman (1995-99) 1,279



Fitzgerald Toussaint

• Fifth-year senior running back **Fitzgerald Toussaint**, who carried the load for the Wolverines on the ground in 2012, will look to return to form after suffering a season-ending leg injury last season against Iowa.

- Toussaint ranks 23rd in program history with 1,961 career rushing yards.
- In 2011, Toussaint posted 1,041 rushing yards, the most yards by a U-M running back since Mike Hart in 2007 (1,361).

U-M Career Rushing Yards

1. Mike Hart (2004-07) 5,040
20. Rick Leach (1975-78) 2,176
21. Chuck Heater (1972-74) 1,995
22. C Williams (1995-98) 1,986
- 23. Fitzgerald Toussaint (2010-present) 1,961**
24. Rick Rogers (1981-84) 1,942
25. Chris Howard (1994-97) 1,876
26. Steve Smith (1980-83) 1,736
27. Leroy Hoard (1987-89) 1,706
28. Carl Ward (1964-1966) 1,673
29. Brandon Minor (2006-09) 1,658
30. B.J. Askew (1999-02) 1,580

LOCKDOWN D

The Michigan defense continues to make strides as the 2013 season moves forward.

- U-M ranks sixth in the nation in rushing defense, allowing only 79.0 yards per game on the ground. The Wolverines have not allowed a 100-yard rusher through four games.
- The Maize and Blue are sixth in the Big Ten and 21st in the country in total defense, allowing only 311.0 yards per game.
- The Wolverines have allowed only six touchdowns this season and have not allowed a rushing score through four games.
- U-M's third-down defense has been stellar this season. Through four games, U-M opponents are 22-of-58 (38%) on third-down conversions. In Michigan's road opener at Connecticut on Sept. 21, the Wolverines allowed the Huskies to convert only 1-of-11 third-down attempts.
- Michigan has allowed opponents to only score touchdowns on 38% of their red zone opportunities this season (5 TDs in 13 opportunities).

UNDER PRESSURE

- Michigan has posted four sacks in two of its four games -- vs. Central Michigan (Aug. 31) and at Connecticut (Sept. 21) -- matching last season's high, which it recorded against Ohio State (Nov. 24, 2012).
- The Wolverines are averaging 2.25 sacks per game, which ranks second in the Big Ten and 34th in the nation.
- U-M is also averaging 6.3 tackles for loss per game, which ranks second in the Big Ten and 51st in the FBS.
- Junior linebacker **Brennen Beyer** recorded a sack in each of the first two games -- the first two quarterback takedowns of his career.

COUNT THE PICKS

- Junior/sophomore cornerback **Blake Countess** has notched three interceptions over the last three games, including the first two interceptions of his collegiate career against Notre Dame on Sept. 7. Prior to Countess, the last Wolverine player to record two interceptions in a game was James Rogers at Purdue on Nov. 13, 2010.
- Countess' three picks this season mark the highest total by a Michigan player since 2009.

YOUTH SERVED

- Twenty-seven Michigan players made their collegiate debuts against Central Michigan on Aug. 31.
- Twelve true freshmen have seen the field through the first four games of the season: tight end **Jake Butt**, defensive end **Taco Charlton**, linebacker **Ben Gedeon**, running back **Derrick Green**, defensive back **Delano Hill**, wide receiver **Da'Mario Jones**, defensive back **Jourdan Lewis**, quarterback **Shane Morris**, running back **De'Veon Smith**, defensive back **Channing Stribling**, safety **Dymonte Thomas** and wide receiver **Csont'e York**.

FRESH FACES

- Six U-M players earned their first collegiate start against CMU (Aug. 31): junior/sophomore left guard **Graham Glasgow**, junior/sophomore center **Jack Miller**, sophomore/freshman right guard **Kyle Kalis**, junior/sophomore defensive end **Keith Heitzman**, senior/junior safety **Josh Furman** and sophomore safety **Jarrold Wilson**.
- Sophomore linebacker **Joe Bolden**, freshman tight end **Jake Butt**, sophomore/freshman wideout **Jehu Chesson** and sophomore fullback **Sioune Houma** each made their first career starts against Akron (Sept. 14).

ON THE COMEBACK TRAIL

- Senior/junior linebacker **Jake Ryan** is out indefinitely after tearing his anterior cruciate ligament (ACL) during spring practice. However, head coach **Brady Hoke** is hopeful Ryan can return to the field in October.

- Ryan led the Wolverines in 88 total tackles (88), solo stops (56), tackles for loss (16), sacks (4.5) and forced fumbles (4) in 2012.
- Last season, Ryan earned All-Big Ten second-team honors by the media and was the Roger Zatkoff Award recipient as U-M's top linebacker.
- Dating back to 2011, Ryan had tallied a tackle-for-loss in 17 of his last 19 games.

DEFENSIVE PRESENCE

- Under the guidance of defensive coordinator **Greg Mattison**, Michigan has finished back-to-back seasons ranked in the top-20 in total defense for the first time since 1997-98.

TOTAL DEFENSE

Year	Ranking
1997	1
1998	5
1999	32
2000	74
2001	12
2002	42
2003	11
2004	33
2005	36
2006	10
2007	24
2008	67
2009	82
2010	110
2011	17
2012	13

TOP OF THE CHARTS

- Fifth-year senior kicker **Brendan Gibbons** set a new program-record by converting 16 consecutive field goals from Oct. 6, 2012 (at Purdue) through Sept. 7, 2013 (vs. Notre Dame). Gibbons missed a 45-yard field goal attempt against Akron on Sept. 14, snapping his streak.

Consecutive Field Goals Made

Number	Player	Year(s)
16	Brendan Gibbons	2012-13
14	Remy Hamilton	1996

- Gibbons has connected on 34 career field goal attempts, which ranks fifth in program history. He needs five more field goal to reach the fourth spot, currently held by J.D. Carlson (39, 1989-91).

Career Field Goals Made

Player	FGs Made	Years
1. Garrett Rivas	64	2003-2006
2. Remy Hamilton	63	1993-96
3. Mike Gillette	57	1985-88
4. J.D. Carlson	39	1989-91
5. Brendan Gibbons	34	2010-
6. Ali Haji-Sheikh	31	1979-82
7. Bob Bergeron	29	1981-84
8. Hayden Epstein	26	1998-01
9. Mike Lantry	21	1972-74
K.C. Lopata	21	2007-08

- Gibbons was 3-for-3 on point-after touchdown attempts at Connecticut (Sept. 21), upping his career total to 132 to move into third-place among U-M's all-time leaders in the category.

Most Point-After-Touchdowns Scored (Career)

Player	PATs Made	Years
1. Garrett Rivas	162	2003-06
2. J.D. Carlson	137	1989-91
3. Brendan Gibbons	132	2010-
4. Mike Gillette	130	1985-88
5. Ali Haji-Sheikh	117	1979-82

- Gibbons' streak of 117 consecutive made PATs ranks third among active players in the FBS, trailing only Aaron Jones of Baylor (135) and Jeff Budzien of Northwestern (121).
- Gibbons' 117 consecutive made PATs are second in U-M history, trailing only J.D. Carlson (126, 1988-91).

Most Consecutive Point After Touchdowns

Player	Consecutive PATs	Years
1. J.D. Carlson	126	1998-91
2. Brendan Gibbons	117	2011-
3. Ali Haji-Sheikh	76	1979-82
4. Mike Gillette	66	1985-88
5. Dana Coin	55	1969-71

JACK OF ALL TRADES

- Sophomore wide receiver **Dennis Norfleet** combined to generate 158 all-purpose yards against Central Michigan on Aug. 31.
- Norfleet registered a career-long 38-yard rush -- on his third career carry -- and hauled in the first two receptions of his collegiate career for 15 yards. He added 106 kick return yards on four kickoffs, including a career-best 39-yard return.

OVERTIME SUCCESS

- Michigan is 8-1 all-time in games decided by overtime, including a 4-0 record in overtime games played at Michigan Stadium.
- Last season's win over Northwestern (Nov. 10) marked U-M's first overtime contest since winning the Sugar Bowl, 23-20, on Jan. 4, 2012. It was the first overtime game played at home since U-M defeated Illinois, 67-65 in three overtimes, on Nov. 6, 2010.

AVERY, FUNCHESS, GALLON AND GARDNER TO DON MICHIGAN FOOTBALL LEGENDS JERSEYS

- U-M head football coach Brady Hoke announced earlier this season that senior defensive back **Courtney Avery**, sophomore tight end **Devin Funchess**, fifth-year senior wide receiver **Jeremy Gallon** and senior/junior quarterback **Devin Gardner** will don Michigan Football Legends numbers this season.
- Avery, a team co-captain and three-year letterman, will wear No. 11 in honor of Francis, Albert and Alvin Wistert.
- Funchess, who was named to the Football Writers Association of America Freshman All-America Team in 2012, will wear Ron Kramer's No. 87 jersey for the remainder of his career.
- Gallon, who has 84 career receptions for 1,331 yards and eight touchdowns, will don No. 21 in honor of 1991 Heisman Trophy winner Desmond Howard.
- Gardner will wear the No. 98 jersey for the remainder of his career in honor of the Wolverines' first Heisman Trophy winner, Tom Harmon. Gardner switched to No. 98 from No. 12 prior to the Michigan-Notre Dame game on Sept. 7.

U-M SETS HOME ATTENDANCE RECORD

- Michigan drew 659,406 fans to its six-game home schedule in 2012. The six-game average of 112,252 broke the Wolverines' NCAA record of 112,179 fans per contest set during the 2011 season.

ENTERING 2013...

- Michigan's 113-player roster breaks down like this: 58 freshmen, 23 sophomores, 16 juniors and 16 seniors.
- The Wolverines return six starters on defense: DT **Quinton Washington**, LBs **Brennen Beyer**, **Desmond Morgan** and **Jake Ryan**, FS **Thomas Gordon** and CB **Raymon Taylor**.
- U-M returns five starters on offense: LT **Taylor Lewan**, RT **Michael Schofield**, QB **Devin Gardner**, RB **Fitzgerald Toussaint** and WR **Jeremy Gallon**.
- On offense, Lewan and Schofield started all 13 games in 2012, while Gordon and Ryan started all 13 games on defense.
- Of the 12 players that scored a touchdown for Michigan in 2012, nine return in 2013.
- U-M returns five of seven players from 2012 that scored a rushing touchdown, and eight of 11 players that registered a rushing attempt.
- U-M returns 10 of 15 players from 2012 that had a reception, four of five players with 100-plus yards receiving and five of seven players that recorded a touchdown catch.
- The returning trio of **Drew Dileo**, **Devin Funchess**

and **Jeremy Gallon** combined to haul in 84 receptions for 1,394 yards and 11 touchdowns.

- U-M returns three of its top four leading tacklers from 2012, LBs **Jake Ryan** (88) and **Desmond Morgan** (81), and S **Thomas Gordon** (81).

A LOOK BACK AT 2012:

- U-M became the first program in NCAA history to reach 900 wins with its 12-10 victory over Michigan State on Oct. 20, 2012.
- QB Denard Robinson (4,495 yards) set the NCAA record for career rushing yards by a quarterback, eclipsing the previous mark set by West Virginia signal caller Pat White (4,480, 2005-08).
- Michigan played four of the AP's top 10 teams -- No. 1 Alabama, No. 3 Ohio State, No. 4 Notre Dame and No. 8 South Carolina-- all away from Michigan Stadium.
- The Wolverines' five losses last season came against teams with a combined record of 58-8.
- Five of U-M's eight wins came against teams with 6+ victories.
- The Wolverines scored 47 offensive touchdowns in 2012 (27 rushing, 20 passing).
- Over Michigan's 13-game slate in 2012, the Wolverines allowed the fewest amount of 20+ yard plays in the country (35). Bowling Green and Notre Dame tied for second-fewest in the nation, giving up 36 plays of 20+ yards, respectively.

INDIVIDUAL PLAYER NOTES

Drew Dileo

2013 Season

- Has appeared in four games at wide receiver, making two starts.
- Posted first touchdown reception of the season vs. Notre Dame (Sept. 7)
- Recorded two receptions for 43 yards vs. Central Michigan (Aug. 31).

Career

- Has appeared in 36 contests at wide receiver and on special teams, making five starts.
- Set career highs in receptions (20), receiving yards (331) and receiving touchdowns (2) in 2012.
- Notched four receptions for a career-high 94 yards vs. Michigan State on Oct. 20, 2012.

Year	GP/GS	No.	Yards	Avg.	Per/Game	TD	Long
2010	6/0	1	3	3.0	0.4	0	3
2011	13/0	9	121	13.4	10.1	2	28
2012	13/3	20	331	16.6	25.5	2	66
2013	4/2	6	74	12.3	18.5	1	36
Career	36/5	36	529	14.7	14.7	5	66

Devin Funchess

2013 Season

- Has appeared in four games at tight end, making three starts.
- Recorded a career-long 48-yard touchdown reception vs. Akron (Sept. 14).
- Switched from No. 19 to jersey No. 87 prior to season in honor of Michigan Football Ron Kramer.

Career

- Has appeared in 17 games at tight end, making eight starts.
- Five touchdown catches in 2012 tied for fourth most in U-M history by a tight end in a single season.
- Football Writers Association of America (FWAA) Freshman All-American in 2012.
- All-Big Ten honorable mention (media) in 2012.
- Appeared on ESPN.com, BTN.com and Phil Steele's Postseason All-Big Ten Freshman Teams in 2012.
- Tallied four catches for 106 yards and a touchdown against Air Force on Sept. 8, 2012, earning Big Ten Freshman of the Week honors.
- High school teammate of defensive end Mario Ojemudia.

2013 AWARDS

JUNIOR QUARTERBACK DEVIN GARDNER

- Davey O'Brien Trophy (watch list)
- Maxwell Award (watch list)
- Maxwell Award (watch list)
- Davey O'Brien Award Quarterback of the Week (vs. Notre Dame 9/7)
- Athlon Sports Big Ten Offensive Player of the Week (vs. Notre Dame 9/7)
- Manning Star of the Week (vs. Notre Dame 9/7)

JUNIOR LINEBACKER JAKE RYAN

- Rotary Lombardi Award (watch list)

SENIOR PLACE-KICKER BRENDAN GIBBONS

- Lou Groza Award (watch list)

SENIOR OFFENSIVE TACKLE TAYLOR LEWAN

- Maxwell Award (watch list)
- Outland Trophy (watch list)
- Rotary Lombardi Award (watch list)
- Walter Camp Award (watch list)
- ESPN.com Preseason All-American (first team)
- Walter Camp Preseason All-American (first team)
- Associated Press Preseason All-American (first team)
- SI.com Preseason All-American (first team)
- Sporting News Preseason All-American (first team)

SENIOR WIDE RECEIVER JEREMY GALLON

- Big Ten Offensive Player of the Week (vs. Notre Dame 9/7)
- College Sports Madness National Offensive Player of the Week (vs. Notre Dame 9/7)
- College Football Performance Award National Wide Receiver of the Week (vs. Notre Dame 9/7)

JUNIOR LINEBACKER DESMOND MORGAN

- Athlon Sports Big Ten Defensive Player of the Week (at Connecticut 9/21)

2013 MICHIGAN RECORD WHEN ...

Overall:	4-0
At Home:.....	3-0
On the Road:	1-0
Neutral:.....	0-0
By Month:	
August:	1-0
September:	3-0
October:	0-0
November:	0-0
December:.....	0-0
January:.....	0-0
When Scoring First:.....	4-0
When Opponent Scored First:	0-0
When Scoring 20 or More Points:.....	4-0
When Scoring Less Than 20 Points:.....	0-0
When Leading at the Half:	4-0
When Trailing at the Half:.....	0-0
When Tied at the Half:.....	0-0
When Leading after 3 Quarters:.....	3-0
When Trailing after 3 Quarters:	1-0
When Tied after 3 Quarters:	0-0
In Overtime.....	0-0
When Outrushing the Opponent:.....	4-0
With 35 or More Rushing Attempts:.....	3-0
With Less Than 30 Passing Attempts:	1-0
When Leading in Time of Possession:.....	3-0
When Trailing in Time of Possession:	1-0
On Turf:	3-0
On Grass:.....	1-0
When Leading in Takeaway/Turnover Ratio:.....	1-0
When Even in Takeaway/Turnover Ratio:	0-0
When Trailing in Takeaway/Turnover Ratio:	3-0
With an Individual 100-Yard Rusher:.....	2-0
With an Individual 200-Yard Passer:	2-0
250-Yard Passer:	1-0
With an Individual 100-Yard Receiver:.....	1-0
With an Individual Opponent 100-Yard Rusher:.....	0-0
With an Individual Opponent 200-Yard Passer:	2-0
250-Yard Passer:	2-0
With an Individual Opponent 100-Yard Receiver:.....	1-0

Year	GP/GS	No.	Yards	Avg.	Per/Game	TD	Long
2012	13/5	15	234	15.6	18.0	5	30
2013	4/3	8	145	18.1	36.2	1	48
Career	17/8	23	379	16.5	22.3	6	48

Jeremy Gallon

2013 Season

- Has started four games at wide receiver.
- Posted 100th career reception vs. Akron (Sept. 14).
- Named Big Ten Offensive Player of the Week vs. Notre Dame on Sept. 7 after setting career highs in both receiving yards (184) and touchdowns (three) vs. the Fighting Irish.
- Also named College Sports Madness National Offensive Player of the Week and Big Ten Offensive Player of the Week and College Football Performance National Wide Receiver of the Week for performance against Notre Dame (Sept. 7).
- Four touchdown receptions through three games matches TD output from 2012.
- Paced team with four receptions for 47 yards and one touchdown against Central Michigan (Aug. 31).

Career

- Has appeared in 42 career games, making 17 starts at wide receiver.
- Has posted a reception in 30 consecutive games, which ranks fifth all-time in U-M history.
- All-Big Ten honorable mention (coaches/media) in 2012.
- Set career high in receptions (nine) vs. South Carolina in Outback Bowl (Jan. 1, 2013).
- Surpassed 1,000 career receiving yards vs. Iowa on Nov. 17, 2012.
- Led team in receptions (49), receiving yards (829) and receiving yards per game (63.8) in 2012.
- Tied his career-long reception on a 71-yard touchdown catch vs. Illinois (Oct. 13, 2012); marked longest reception TD of his career.
- Made first career start vs. Minnesota (Oct. 1, 2011).
- In 2011, led team with 19 punt returns for 192 yards (10.1 avg ranked 3rd in Big Ten).
- In 2010, led team in punt returns (10 for 43 yards) and kick returns (27 for 589 yards).

Receiving

Year	GP/GS	No.	Yards	Avg.	Per/Game	TD	Long
2010	12/0	4	49	12.3	7.0	1	20
2011	13/1	31	453	14.6	34.9	3	64
2012	13/12	49	829	16.9	63.8	4	71
2013	4/4	22	328	14.9	82.0	4	61
Career	42/17	106	1,659	15.7	39.5	12	71

Devin Gardner

2013 Season

- Has started four games at quarterback.
- Completed 11-of-23 passes for 97 yards and rushed the ball a career-high 19 times for 64 yards and one touchdown at Connecticut (Sept. 21).
- Completed 16-of-30 passes for 248 yards and two touchdowns and rushed the ball 10 times for a career-high 103 yards and one touchdown vs. Akron (Sept. 14).
- Accounted for 376 yards of total offense and five touchdowns vs. Notre Dame (Sept. 7); completed 21-of-33 passes for 294 yards and a career-high four touchdowns and rushed the ball 13 times for 82 yards and one touchdown.
- Completed 10-of-15 passes for 162 yards and one touchdown vs. Central Michigan (Aug. 31); also rushed the ball seven times for 52 yards and two TDs.
- Switched from No. 12 to jersey No. 98 prior to game vs. Notre Dame (Sept. 7) in honor of Michigan Football Tom Harmon.

Career

- Has appeared in 29 games, making eight starts at quarterback and five starts at wide receiver.
- Appeared in 13 games at quarterback and wide receiver in 2012, making nine starts (4 at QB, 5 at WR).
- Completed 18-of-34 passes for 214 yards and three touchdowns vs. South Carolina in Outback Bowl (Jan. 1); also carried the ball 12 times for 24 yards.
- Named Big Ten Co-Offensive Player of the Week vs. Iowa on Nov. 17, 2012 after completing 18-of-23 passes for a career-best 314 yards and three touchdowns and carrying the ball nine times for 37 yards and three touchdowns.
- Against the Hawkeyes, became the first Wolverine player to account for six touchdowns since Steve Smith scored three rushing and three passing touchdowns at Minnesota in 1983; also became first U-M player to rush for three touchdowns since Denard Robinson posted three against San Diego State last season.
- Big Ten Co-Offensive Player of the Week vs. Northwestern on Nov. 10, 2012.
- Made first career start at quarterback vs. Minnesota on Nov. 3, 2012, completing 12-of-18 passes for 234 yards and two touchdowns and carried the ball 10 times for 21 yards and one touchdown.
- Played wide receiver first eight games of the 2012 season; recorded a touchdown reception in four games in 2012.
- Posted career-best five receptions for 63 yards and one score against Air Force on Sept. 8, 2012.
- Has orchestrated three 90+-yard scoring drives.
- Saw action in nine games as reserve QB in 2011.
- Made career debut at quarterback against Connecticut (Sept. 4, 2010).
- Completed 7-of-10 passes for 85 yards and threw for first career touchdown against Bowling Green (Sept. 25, 2010); rushed six times for 25 yards and one touchdown (also first of his career).

Rushing

Year	GP/GS	Att.	Yards	Avg.	Per/Game	TD	Long
2010	3/0	7	21	3.0	7.0	1	9
2011	9/0	25	53	2.6	9.3	1	15
2012	13/9	47	101	2.1	7.8	7	19
2013	4/4	49	301	6.1	75.2	5	36
Career	29/13	128	476	3.7	16.4	14	36

Passing

Year	GP/GS	Comp.	Att.	Pct.	Yards	TD	Int.	Long
2010	3/0	7	10	70.0	85	1	0	30
2011	9/0	11	23	47.8	176	1	1	32
2012	13/9	75	126	53.3	1,219	11	5	75
2013	4/4	58	101	57.4	801	7	8	61
Career	29/13	151	260	58.1	2,281	20	14	75

Receiving

Year	GP/GS	No.	Yards	Avg.	Per/Game	TD	Long
2010	3/0	0	0	0	0	0	0
2011	9/0	1	2	2.0	0.0	0	2
2012	13/9	16	266	16.6	20.5	4	44
2013	4/4	0	0	0	0	0	0
Career	29/13	17	268	15.8	9.2	4	44

2013 GAME-BY-GAME

	PASSING			RUSHING		
	C/A	Yds.	TD	Att.	Yds.	TD
CMU	10/15	162	1	7	52	2
ND	21/33	294	4	13	82	1
AKRON	16/30	248	2	10	103	1
UCONN	11/23	97	0	19	64	1
TOTAL	58/101	801	7	49	301	4

2012 GAME-BY-GAME

	PASSING			RUSHING		
	C/A	Yds.	TD	Att.	Yds.	TD
ALA				Played at WR		
AFA				Played at WR		
UMASS				Played at WR		
ND				Played at WR		
PUR				Played at WR		
ILL				Played at WR		
MSU				Played at WR		
NEB				Played at WR		
MIN	12/18	234	2	10	21	1
NU	16/29	286	2	9	47	2
IOWA	18/23	314	3	9	37	3
OSU	11/20	171	1	7	-28	1
SC	18/36	214	3	12	24	0
TOTAL	75/126	1,219	11	47	101	7

Fitzgerald Toussaint

2013 Season

- Has started four games at running back.
- Carried the ball 24 times for 120 yards and two touchdowns at Connecticut (Sept. 21).
- Notched 71 rushing yards and one touchdown on 19 carries vs. Akron (Sept. 14).
- Amassed 71 rushing yards on 22 carries vs. Notre Dame (Sept. 7); also posted career-long 31-yard reception.
- Tallied team-high 14 carries for 57 yards and two touchdowns vs. Central Michigan (Aug. 31).

Career

- Has appeared in 30 games at running back, making 25 starts.
- Appeared in 10 games at running back in 2012 making nine starts before suffering season-ending leg injury vs. Iowa (Nov. 17).
- Became 50th Wolverine with 1,000 career rushing yards during OSU game on Nov. 26, 2011.
- In 2011, rushed for 1,041 yards, the most yards by a U-M running back since Mike Hart in 2007 (1,361).
- In Ohio State game (Nov. 26, 2011), became 31st player in U-M history to reach 1,000 yards rushing in a season.
- Set career high with 29 carries vs. Nebraska (Nov. 19, 2011). Also had 138 yards and tied career high with two TDs.
- Set career high for rushing yards (192) on 27 carries at Illinois (Nov. 12, 2011). Had career-best run of 65 yards on second play of the game.

Rushing

Year	GP/GS	No.	Yards	Avg.	P/G	TD	Long
2010	4/1	8	87	10.9	21.8	1	61
2011	12/11	187	1041	5.6	86.8	9	65
2012	10/9	130	514	4.0	51.4	5	50
2013	4/4	79	319	4.0	79.8	5	35
Career	30/25	404	1,961	4.9	61.3	20	65

2013 Rushing Game-By-Game

2012 Opponent	Att.	Yards	Avg.	TD	Long
CMU	14	57	4.1	2	20
ND	22	71	3.2	0	22
AKRON	19	71	3.7	1	24
UCONN	24	120	5.0	2	35
Season Total	79	319	4.0	5	35

2012 Rushing Game-By-Game

2012 Opponent	Att.	Yards	Avg.	TD	Long
Alabama	Did Not Play				
Air Force	8	7	0.9	0	5
Massachusetts	15	85	5.7	1	13
Notre Dame	13	58	4.5	0	31
Purdue	17	19	1.1	2	6
Illinois	18	62	3.4	1	12
MSU	10	52	5.2	0	38
NEB	15	38	2.5	0	9
MINN	13	70	5.4	1	41

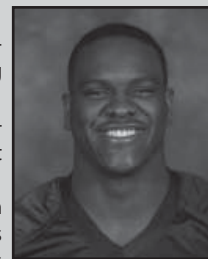
Northwestern	18	92	5.1	0	50
Iowa	3	31	10.3	0	14
OSU	Did Not Play				
South Carolina	Did Not Play				
Season Total	130	514	4.0	5	50

2011 Rushing Game-By-Game

2011 Opponent	Att.	Yards	Avg.	TD	Long
Western Michigan	11	80	7.3	2	43
Notre Dame	Did Not Play				
Eastern Michigan	11	46	4.2	1	12
San Diego State	13	67	5.2	0	11
Minnesota	11	108	9.8	1	35
at NU	14	25	1.8	0	7
at MSU	2	7	3.5	0	4
Purdue	20	170	8.5	2	59
at Iowa	16	58	3.6	0	11
at Illinois	27	192	7.1	1	65
NEB	29	138	4.8	2	31
OSU	20	120	6.0	0	26
Virginia Tech	13	30	2.3	0	14
Season Total	187	1041	5.6	9	65

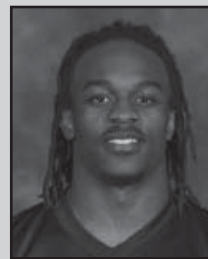
WOLVERINE BITES

FRANK CLARK



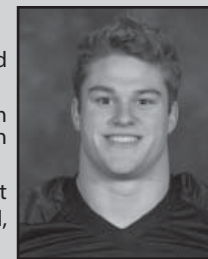
- Has appeared in 27 career contests at defensive end, making eight starts.
- Second on team with career-high nine tackles for loss last season.
- Also posted career-bests in total tackles (25), solo stops (16), sacks (two), pass breakups (three), forced fumbles (one) and fumble recoveries in 2012.

THOMAS GORDON



- Has appeared in 38 games at safety, making 30 starts.
- Has contributed 191 tackles, 10.5 TFLs, three sacks, three interceptions, five pass breakups, four fumble recoveries and three forced fumbles during his career.
- Tied for third on team with career-high 81 tackles in 2012.

JAKE RYAN



- Team Captain.
- 2013 Rotary Lombardi Award Watch List.
- 2012 All-Big Ten second-team (media) and honorable mention (coaches).
- Has appeared in 26 contests at linebacker and defensive end, making 24 starts.
- Has contributed 125 tackles, 27.0 TFLs, 7.5 sacks, five forced fumbles, three fumble recoveries and three pass breakups during his career.
- 2012 Roger Zatkoff Award recipient as U-M's top linebacker.
- Dating back to 2011, has tallied a TFL in 17 of last 19 games.
- Has posted a career-high 11, tackles on two occasions; last vs. Illinois (Oct. 13, 2012).

TOP PERFORMANCES VS. MINNESOTA

RUSHING ATTEMPTS

35, Michael Hart, 2004
 33, Billy Taylor, 1971
 33, Ron Johnson, 1968
 32, Tony Boles, 1988
 31, Michael Hart, 2006
 31, Gordon Bell, 1975
 31, Billy Taylor, 1969

RUSHING YARDS

196, Tshimanga Biakabutuka, 1995
 195, Michael Hart, 2006
 194, Butch Woolfolk, 1979
 184, Tony Boles, 1988
 179, Lawrence Reid, 1979

RUSHING TOUCHDOWNS

4, Ed Shuttlesworth, 1972
 4, Fritz Seyferth, 1970
 3, Tyrone Wheatley, 1993
 3, Steve Smith, 1983
 2, 19 times, most recent: B.J. Askew, 2002

RECEPTIONS

11, Chris Perry, 2003
 10, Jack Clancy, 1966
 10, Braylon Edwards, 2004
 9, Anthony Carter, 1980
 8, Anthony Carter, 1981
 8, Desmond Howard, 1990

RECEIVING YARDS

192, Tai Streets, 1998
 177, Amani Toomer, 1995
 166, Jack Clancy, 1966
 165, Greg McMurtry, 1989
 162, Mario Manningham, 2007

RECEIVING TOUCHDOWNS

4, Derrick Alexander, 1992
 3, Greg McMurtry, 1989
 2, nine times, most recent: Adrian Arrington, 2006

PASSING ATTEMPTS

49, Chad Henne, 2004
 47, John Navarre, 2003
 30, Nick Sheridan, 2008
 29, Rick Leach, 1979
 29, Chad Henne, 2005

PASSING COMPLETIONS

33, Chad Henne, 2004
 33, John Navarre, 2003
 19, Tom Brady, 1998
 18, Nick Sheridan, 2008
15, Denard Robinson, 2011
 15, John Navarre, 2002
 15, Todd Collins, 1994

PASSING YARDS

353, John Navarre, 2003
 352, Todd Collins, 1994
 328, Chad Henne, 2004
 284, Chad Henne, 2006
 282, Tom Brady, 1998

PASSING TOUCHDOWNS

4, Michael Taylor, 1989
 4, Elvis Grbac, 1992
 4, Brian Griese, 1995
 3, 10 times, most recent: Chad Henne, 2006

TEAM BESTS

Rushing Attempts: 85, 1971
 Rushing Yards: 521, 1974
 Passing Attempts: 49, 2004
 Passing Completions: 34, 2003
 Passing Yards: 389, 2003
 Total Offense: 631, 1983

Defensive Notes

Courtney Avery

2013 Season

- Voted team captain.
- Made first start of season at Connecticut (Sept. 21).
- Missed season-opener vs. Central Michigan (Aug. 31) due to injury.

Career

- Has appeared in 41 career games, making 14 starts at defensive back.
- Academic All-Big Ten honoree in 2012.
- Tied Michigan record for longest fumble return for a touchdown (83 yards) vs. Minnesota on Oct. 1, 2011.

Year	GP/GS	S-A-TT	TFL	Sacks	Int.	FR	PBU
2010	13/5	22-14-36	0.5-1	0-0	0-0	0-0	4
2011	13/4	17-9-26	2.0-14	0.5-6	2-1	2-83	4
2012	13/4	14-5-19	2.0-8	0.5-4	0-0	1-6	0
2013	2/1	0-2-2	0-0	0-0	0-0	0-0	0
Career	41/14	53-30-83	4.5-23	1.0-10	2-1	3-89	8

Brennen Beyer

2013 Season

- Has appeared in four games at defensive end or linebacker, making three starts at linebacker.
- Recorded a sack in each of the first two games of the season.
- Tallied first career sack and career-high 2.0 TFLs vs. Central Michigan (Aug. 31).

Career

- Has appeared in 38 games, making 12 starts.
- Switched from defensive end to linebacker during the spring of 2013.
- Earned Meyer Morton spring award in 2013 for player who showed the greatest development.
- Academic All-Big Ten honoree in 2012

Year	GP/GS	S-A-TT	TFL	Sacks	Int.	FR	PBU
2011	11/0	5-6-11	0-0	0-0	0-0	0-0	0
2012	13/9	9-10-19	0.5-1	0-0	0-0	0-0	0
2013	4/3	7-4-11	4.0-21	2-16	0-0	0-0	0
Career	38/12	21-20-41	4.5-22	2-16	0-0	0-0	0

Jibreel Black

2013 Season

- Has started four games at defensive tackle.

Career

- Has appeared in 43 games at defensive tackle, making seven starts.
- Appeared in 13 games in 2012, starting three and appearing as a reserve defensive lineman in 10.
- Tallied 20 tackles, five tackles for losses, three sacks, two pass breakups and one forced fumble in 2012.

Year	GP/GS	S-A-TT	TFL	Sacks	Int.	FR	PBU
2010	13/0	3-4-7	0-0	0-0	0-0	0-0	0
2011	13/0	12-6-18	1.5-10	1.5-10	0-0	0-0	0
2012	13/3	13-7-20	5.0-45	3.0-43	0-0	0-0	2
2013	4/4	1-6-7	1-4	0.5-3	0-0	0-0	0
Career	43/7	29-23-52	7.5-59	5.0-56	0-0	0-0	2

Blake Countess

2013 Season

- Has started four games at cornerback.
- Has tallied three interceptions over U-M's last two games.
- Posted first two career interceptions vs. Notre Dame (Sept. 7).

Career

- Has appeared in 17 games at cornerback, making 11 starts.
- Suffered season-ending knee injury in 2012 season opener vs. Alabama; received medical redshirt.
- Second on the team with six passes defended as a true freshman in 2011.

Year	GP/GS	S-A-TT	TFL	Sacks	Int.	FF-FR	PBU
2011	12/6	30-14-44	1.5-3	0-0	0-0	0-0	6
2012	1/1	0-0-0	0-0	0-0	0-0	0-0	0
2013	4/4	10-10-20	2.0-4	0-0	3-77	0-0	0
Career	17/11	40-24-64	3.5-7	0-0	3-77	0-0	6

Frank Clark

2013 Season

- Has made four starts at defensive end.
- Posted 1.5 sacks at Connecticut (Sept. 21).

Career

- Has appeared in 27 career games at defensive end, making eight starts.
- Posted career-bests in tackles (25), tackles for loss (9), sacks (2), pass breakups (3), forced fumbles (1) and fumble recoveries (1) in 2012.

Year	GP/GS	S-A-TT	TFL	Sacks	Int.	FR	PBU
2011	12/0	3-7-10	0.5-0	0-0	1-7	0-0	0
2012	11/4	16-9-25	9.0-26	2.0-13	0-0	1-0	3
2013	4/4	5-4-9	2.5-17	1.5-16	0-0	0-0	0
Career	27/8	24-20-43	12-43	3.5-29	1-7	1-0	3

Cam Gordon

2013 Season

- Has appeared in three games at linebacker, making one start.
- Notched first two sacks of his career against Central Michigan (Aug. 31); also posted career-high 2.5 TFLs.
- Posted 100th career tackle vs. the Chippewas.
- Voted team captain.

Career

- Has appeared in 36 contests at linebacker and on special teams, making 15 starts.
- Three-time Academic All-Big Ten honoree.
- Has posted 103 tackles, 9.0 tackles for losses, six pass breakups, three interceptions and two fumble recoveries during his collegiate career.
- Switched from wide receiver to safety prior to 2011 spring drills ... switched from safety to outside linebacker prior to 2011 spring drills.

Year	GP/GS	S-A-TT	TFL	Sacks	Int.	FR	PBU
2010	13/13	40-37-77	3.5-6	0-0	3-35	2-58	4
2011	7/0	3-1-4	0-0	0-0	0-0	0-0	0
2012	13/0	13-4-17	3-11	0-0	0-0	0-0	1
2013	3/1	3-5-8	2.5-11	2-11	0-0	0-0	1
Career	36/14	59-47-106	9-28	2-11	3-35	2-58	6

Thomas Gordon

2013 Season

- Has started three games at strong safety.
- Missed season-opener vs. Central Michigan due to violation of team rules.

Career

- Has appeared in 38 games at safety, making 30 starts.
- Started 13 games at strong safety in 2012.
- Notched interceptions in back-to-back games at Notre Dame (Sept. 22) and at Purdue (Oct. 6) in 2012.
- Fourth on team in total tackles (51) and tied for third on team in solo stops (28).
- Registered 100th career tackle vs. Air Force (Sept. 8); matched career-high with six solo stops vs. Falcons.
- Tied for 4th in NCAA with four fumble recoveries in 2011.
- Posted first career interception vs. Eastern Michigan on Sept. 17, 2011.

Year	GP/GS	S-A-TT	TFL	Sacks	Int.	FF-FR	PBU
2010	9/4	13-10-23	4-24	2-21	0-0	0-0	0
2011	13/10	41-26-67	1.5-2	0-0	1-0	2-4	2
2012	13/13	46-35-81	4-13	1-6	2-19	1-0	1
2013	3/3	10-10-20	1-4	0-0	0-0	0-0	1
Career	38/30	110-81-191	10.5-43	3-27	3-19	3-4	4

Desmond Morgan

2013 Season

- Has started four games at linebacker.
- Posted first career interception at Connecticut (Sept. 21).
- Led team with seven tackles against Central Michigan (Aug. 31).

Career

- Has appeared in 27 games at linebacker, making 22 starts.
- Has posted double-digit tackles four times in his career.
- Surpassed 100 career tackles vs. Michigan State on Oct. 20, 2012.
- Tallied at least five tackles in every regular-season game in 2012.
- Prior to game vs. Illinois on Oct. 13, 2012, switched

from No. 44 to No. 48 for the remainder of his career in honor of Michigan Football Legend Gerald Ford.

Year	GP/GS	S-A-TT	TFL	Sacks	Int.	FF-FR	PBU
2011	12/7	26-37-63	4-6	1-1	0-0	0-1	1
2012	11/11	41-40-81	5.5-10	0.5-2	0-0	0-0	2
2013	4/4	11-13-24	2.5-4	0-0	1-29	0-0	2
Career	27/22	78-90-168	12-21	1.5-3	1-29	0-1	5

James Ross III

2013 Season

- Has appeared in four games at linebacker, making three starts.

Career

- Has appeared in 17 games at linebacker, making five starts.
- Named to ESPN.com and BTN.com All-Big Ten Freshman Teams.
- Tallied career-high 12 tackles vs. Iowa on Nov. 17, 2012.

Year	GP/GS	S-A-TT	TFL	Sacks	Int.	FR	PBU
2012	13/2	21-15-36	2.5-5	0.5-2	0-0	0-0	0
2013	4/3	8-15-23	1.5-2	0-0	0-0	0-0	2
Career	17/5	29-30-59	4.0-7	0.5-2	0-0	0-0	2

Jake Ryan

2012 Season

- Started 13 games at linebacker/defensive end.
- All-Big Ten second team (media), honorable mention (coaches).
- Roger Zatkoff Award recipient as U-M's top linebacker.
- Ranked third in Big Ten in tackles-for-loss with 16.0.
- Paced team in total tackles (88), solo stops (56) and TFLs (16.0).
- Recorded his fourth forced fumble of the season at Ohio State (Nov. 24), tying Mike Taylor (1971), LaMarr Woodley (2006) and Shawn Crable(2007) for the U-M single-season record in the category.
- Earned Big Ten Defensive Player of the Week honors vs. Illinois (Oct. 13); matched career high with 11 tackles, including 3.5 TFLs.
- Prior to game vs. Air Force (Sept. 8), switched from No. 90 to No. 47 for the remainder of his career in honor of Michigan Football Legend Bennie Oosterbaan.

Career

- Has appeared in 26 contests at linebacker and defensive end, making 24 starts.
- Dating back to 2011, has tallied a TFL in 17 of last 19 games.
- Five career forced fumbles rank tied for seventh all-time at Michigan with Ernest Shazor (2002-04) and Marlin Jackson (2001-04).
- Started at DE and tied Sugar Bowl record with career-high four stops for losses (for 36 yards) vs. Virginia Tech (Jan. 3, 2012).

Year	GP/GS	S-A-TT	TFL	Sacks	Int.	FF-FR	PBU
2011	13/11	20-17-37	11-53	3-8	0-0	2-0	0
2012	13/13	56-32-88	16.0-71	4.5-35	0-0	1-0	3
Career	26/24	76-49-125	27.0-124	7.5-43	0-0	3-0	3

Raymon Taylor

2013 Season

- Has appeared in four games at cornerback, making three starts.
- Registered first career sack at Connecticut (Sept. 21), sharing the quarterback takedown with defensive tackle Jibreel Black.
- Posted career-high 11 tackles (nine solos) and first career TFL vs. Notre Dame (Sept. 7).
- Notched first interception of the season vs. Central Michigan (Aug. 31).

Career

- Has appeared in 28 contests at cornerback and on special teams, making 14 starts at cornerback
- Tallied 63-yard interception return for touchdown at Purdue (Oct. 6); marked second consecutive game with an INT.
- Notched first career interception at Notre Dame (Sept. 22).

Year	GP/GS	S-A-TT	TFL	Sacks	Int.	FF-FR	PBU
2011	11/0	1-1-2	0-0	0-0	0-0	0-0	0
2012	13/11	33-12-45	0-0	0-0	2-70	0-1	1
2013	4/3	16-9-25	1.5-5	0.5-3	1-54	0-0	0
Career	28/14	50-22-72	1.5-5	0.5-3	3-1240-1	1	1

Quinton Washington

2012 Season

- Has started four games at defensive tackle.

Career

- Has appeared in 40 games, making 14 starts at defensive tackle.
- Notched 32 tackles, three tackles for losses, one sack and one forced fumble in 2012.
- Registered first career blocked field goal against South Carolina in 2013 Outback Bowl (Jan. 1).
- Moved from offensive line to defensive line prior to the Penn State game in 2010 (Oct. 30).

Year	GP/GS	S-A-TT	TFL	Sacks	Int.	FR	PBU
2010	13/0	0-2-2	0-0	0-0	0-0	0-0	0
2011	10/0	1-0-1	0-0	0-0	0-0	0-0	0
2012	13/10	15-17-32	3-9	1-0	0-0	1-0	0
2013	4/4	0-3-3	0-0	0-0	0-0	0-0	0
Career	40/14	16-22-38	3-9	1-0	0-0	1-0	0

2013 MICHIGAN STARTING LINEUPS • OFFENSE

OPPONENT	WR	LT	LG	C	RG	RT	TE	WR	QB	WR	TB
Central Michigan	GALLON	LEWAN	GLASGOW	MILLER	KALIS	SCHOFIELD	FUNCHESS	DILEO	GARDNER	JACKSON	TOUSSAINT
Notre Dame	GALLON	LEWAN	GLASGOW	MILLER	KALIS	SCHOFIELD	FUNCHESS	DILEO	GARDNER	JACKSON	TOUSSAINT
Akron	GALLON	LEWAN	GLASGOW	MILLER	KALIS	SCHOFIELD	BUTT	CHESSON	GARDNER	HOUMA*	TOUSSAINT
at Connecticut	GALLON	LEWAN	GLASGOW	MILLER	KALIS	SCHOFIELD	FUNCHESS	WILLIAMS#	GARDNER	KERRIDGE*	TOUSSAINT

Minnesota
 at Penn State
 Indiana
 at Michigan State
 Nebraska
 at Northwestern
 at Iowa
 Ohio State

*Denotes started at fullback

#Denotes started at tight end

2013 MICHIGAN STARTING LINEUPS • DEFENSE

OPPONENT	DE	DT	DT	DE	SAM	MIKE	WILL	LCB	SS	FS	RCB
Central Michigan	CLARK	WASHINGTON	BLACK	HEITZMAN	C. GORDON	MORGAN	ROSS III	TAYLOR	FURMAN	WILSON	COUNTESS
Notre Dame	CLARK	WASHINGTON	BLACK	HEITZMAN	BEYER	MORGAN	ROSS III	TAYLOR	GORDON	WILSON	COUNTESS
Akron	CLARK	WASHINGTON	BLACK	HEITZMAN	BEYER	MORGAN	BOLDEN	TAYLOR	GORDON	WILSON	COUNTESS
at Connecticut	CLARK	WASHINGTON	BLACK	HEITZMAN	BEYER	MORGAN	ROSS III	AVERY	GORDON	WILSON	COUNTESS

Minnesota
 at Penn State
 Indiana
 at Michigan State
 Nebraska
 at Northwestern
 at Iowa
 Ohio State

MICHIGAN PRONUNCIATION GUIDE

Brennen Beyer	BUY-er	Taylor Lewan	Luh-WAN
Jibreel Black	Juh-BREEL	Kristian Mateus	Muh-TAY-us
Jehu Chesson	JAY-YOU CHESS-uhn	Mario Ojemudia	Oh-juh-MOO-dee-uh
Amara Darboh	uh-MAR-uh DAR-bow	Jordan Paskorz	Pass-korz
Reon Dawson	RE-ON	Henry Poggi	PO-jee
Drew Dileo	Dill-e-o	Wyatt Shallman	Shawl-muhn
Devin Funchess	FUN-chess	De'Veon Smith	DAY-VE-ON
Ben Gedeon	Ged-E-uhn	Alex Swieca	swee-ECK-uh
Graham Glasgow	glass-gow	Scott Sypniewski	sip-NEW-ski
Ryan Glasgow	glass-gow	Raymon Taylor	ray-MOAN
Matthew Godin	GO-din	Fitzgerald Toussaint	Two-SAHNT
Will Hagerup	Haa-GRUP	Logan Tuley-Tillman	TWO-LEE-Til-muhn
Keith Heitzman	HIGHTS-muhn	Matt Wile	like 'while'
Delano Hill	Duh-LAY-no	Jarrold Wilson	Jared
Sione Houma	See-own-eh HOME-uh	Csont'e York	SAHN-TAY
Da'Mario Jones	duh-MAR-E-o (like Mars, not air)		
Patrick Kugler	KOO-gler		

MICHIGAN DEPTH CHART vs. MINNESOTA

OFFENSE

DEFENSE

WR 21 Jeremy Gallon (5-8, 184, 5th Sr.)
85 Joe Reynolds (6-1, 196, 5th Sr.)

DE 57 Frank Clark (6-2, 273, Jr./Jr.)
53 Mario Ojemudia (6-2, 250, So./So.)
33 Taco Charlton (6-6, 270, Fr./Fr.)

LT 77 Taylor Lewan (6-8, 315, 5th Sr.)
71 Ben Braden (6-6, 318, So./Fr.)
78 Erik Magnuson (6-6, 285, So./Fr.)

DT 55 Jibreel Black (6-2, 278, Sr./Sr.)
96 Ryan Glasgow (6-4, 300, So./Fr.)
69 Willie Henry (6-3, 306, So./Fr.)
50 Tom Strobel (6-6, 265, So./Fr.)

LG 61 Graham Glasgow (6-6, 305, Jr./So.)
58 Chris Bryant (6-4, 316, Jr./So.)
56 Joey Burzynski (6-1, 293, Sr./Jr.)

NT 76 Quinton Washington (6-4, 301, 5th Sr.)
56 Ondre Pipkins (6-3, 315, So./So.)
54 Richard Ash (6-3, 314, Sr./Jr.)

C 60 Jack Miller (6-4, 290, Jr./So.)
56 Joey Burzynski (6-1, 293, Sr./Jr.)

DE 92 Keith Heitzman (6-3, 280, Jr./So.)
99 Matt Godin (6-6, 280, So./Fr.)
OR 43 Chris Wormley (6-5, 289, So./Fr.)

RG 67 Kyle Kalis (6-5, 297, So./Fr.)
56 Joey Burzynski (6-1, 293, Sr./Jr.)
62 Blake Bars (6-5, 291, So./Fr.)

SLB 4 Cam Gordon (6-3, 237, 5th Sr.)
OR 97 Brennen Beyer (6-3, 250, Jr./Jr.)
47 Jake Ryan* (6-3, 240, Sr./Jr.)

RT 75 Michael Schofield (6-7, 304, 5th Sr.)
78 Erik Magnuson (6-6, 285, So./Fr.)
69 Erik Gunderson (6-8, 306, 5th Sr.)

MLB 48 Desmond Morgan (6-1, 228, Jr./Jr.)
35 Joe Bolden (6-3, 225, So./So.)
3 Mike McCray (6-4, 237, Fr./Fr.)

TE 87 Devin Funchess (6-4, 235, So./So.)
84 A.J. Williams (6-6, 265, So./So.)
88 Jake Butt (6-6, 237, Fr./Fr.)
94 Jordan Paskorz (6-3, 255, Sr./Jr.)
80 Khalid Hill (6-2, 258, Fr./Fr.)

WLB 15 James Ross III (6-1, 220, So./So.)
52 Royce Jenkins-Stone (6-2, 225, So./So.)
42 Ben Gedeon (6-3, 236, Fr./Fr.)

WR 86 Jehu Chesson (6-3, 196, So./Fr.)
OR 17 Jeremy Jackson (6-3, 209, Sr./Sr.)

LCB 11 Courtney Avery (5-11, 175, Sr./Sr.)
OR 6 Raymon Taylor (5-10, 183, Jr./Jr.)
24 Delonte Hollowell (5-9, 180, Jr./Jr.)

SLOT 9 Drew Dileo (5-10, 180, Sr./Sr.)
23 Dennis Norfleet (5-7, 169, So./So.)

SS 30 Thomas Gordon (5-11, 210, 5th Sr.)
14 Josh Furman (6-2, 202, Sr./Jr.)
25 Dymonte Thomas (6-2, 190, Fr./Fr.)
44 Delano Hill (6-0, 205, Fr./Fr.)

QB 98 Devin Gardner (6-4, 210, Sr./Jr.)
7 Shane Morris (6-3, 201, Fr./Fr.)
6 Brian Cleary (6-3, 209, So./Fr.)

FS 22 Jarrod Wilson (6-2, 200, So./So.)
11 Courtney Avery (5-11, 175, Sr./Sr.)
34 Jeremy Clark (6-4, 205, So./Fr.)

FB 36 Joe Kerridge (6-0, 238, Jr./So.)
39 Sione Houma (6-0, 231, So./So.)
33 Wyatt Shallman (6-3, 237, Fr./Fr.)

RCB 18 Blake Countess (5-10, 182, Jr./So.)
26 Jourdan Lewis (5-10, 170, Fr./Fr.)
OR 8 Channing Stribling (6-2, 171, Fr./Fr.)

RB 28 Fitzgerald Toussaint (5-10, 200, 5th Sr.)
27 Derrick Green (5-11, 240, Fr./Fr.)
38 Thomas Rawls (5-10, 217, Jr./Jr.)
OR 4 De'Veon Smith (5-11, 224, Fr./Fr.)
5 Justice Hayes (5-10, 192, Jr./So.)

NICKEL 18 Blake Countess (5-10, 182, Jr./So.)
25 Dymonte Thomas (6-2, 190, Fr./Fr.)
24 Delonte Hollowell (5-9, 180, Jr./Jr.)

SPECIAL TEAMS

PK 34 Brendan Gibbons (6-1, 243, 5th Sr.)
45 Matt Wile (6-2, 216, Jr./Jr.)

KO 45 Matt Wile (6-2, 216, Jr./Jr.)

P 45 Matt Wile (6-2, 216, Jr./Jr.)
91 Kenny Allen (6-3, 226, So./Fr.)

PR 23 Dennis Norfleet (5-7, 169, So./So.)
9 Drew Dileo (5-10, 180, Sr./Sr.)

LS 54 Jareth Glanda (6-3, 256, 5th Sr.)

KR 23 Dennis Norfleet (5-7, 169, So./So.)
9 Drew Dileo (5-10, 180, Sr./Sr.)
86 Jehu Chesson (6-3, 196, So./Fr.)

H 9 Drew Dileo (5-10, 180, Sr./Sr.)
91 Kenny Allen (6-3, 226, So./Fr.)

START CHARTS

	Current		
OFFENSE	'13	Streak	Career
Taylor Lewan	4	32	39
Michael Schofield	4	26	27
Fitzgerald Toussaint	4	4	25

	Current		
DEFENSE	'13	Streak	Career
Thomas Gordon	3	3	30
Jake Ryan	0	0	24
Desmond Morgan	4	6	22
Courtney Avery	1	1	14
Raymon Taylor	3	0	14
Quinton Washington	4	4	14

LONGEST ACTIVE STARTS STREAKS

Taylor Lewan	32
Michael Schofield	26

CAREER GAMES STARTED

Taylor Lewan (OT)	39
Thomas Gordon (S)	30
Michael Schofield (OT)	27
Jake Ryan (LB)	24
Desmond Morgan (LB)	22

CAREER GAMES PLAYED

Michael Schofield (OT)	43
Jibreel Black (DT)	43
Courtney Avery (CB)	41
Taylor Lewan (OT)	41
Quinton Washington (DT)	40
Thomas Gordon (S)	38
Brendan Gibbons (K)	37
Drew Dileo (WR)	36
Cameron Gordon (LB)	36
Jareth Glanda (LS)	31
Will Haperug (P)	31
Fitzgerald Toussaint (RB)	30
Jake Ryan (LB)	26

*Denotes Injured

2013 MICHIGAN FOOTBALL ROSTERS

NUMERICAL ROSTER

No.	Player	Pos.
3	Dever, Bo	WR
3	McCray, Mike	LB
4	Gordon, Cameron ***	LB
4	Smith, De'Veon	RB
5	Hayes, Justice*	RB
6	Taylor, Raymon**	DB
6	Cleary, Brian	QB
7	Morris, Shane	QB
7	Poggi, Henry	DT
8	Bellomy, Russell*	QB
8	Stribling, Channing	DB
9	Dileo, Drew ***	WR
10	Jones, Da'Mario	WR
11	Avery, Courtney ***	CB
12	Gant, Allen	LB
13	Swieca, Alex	QB
13	Richardson, Terry*	CB
14	Furman, Josh**	S
15	Moore, Garrett	QB
15	Ross III, James*	LB
16	Wangler, Jack	WR
17	Jackson, Jeremy ***	WR
18	Countess, Blake*	DB
18	Hardison, DeAnthony	RB
20	Dawson, Reon	DB
20	Johnson, Drake	RB
21	Gallon, Jeremy ***	WR
22	Wilson, Jarrod*	S
23	Norfleet, Dennis*	WR
24	Hollowell, Delonte**	DB
25	Thomas, Dymonte	DB
26	Lewis, Jourdan	DB
27	Green, Derrick	RB
27	Hagerup, Will ***	P
28	Toussaint, Fitzgerald ***	RB
29	Douglas, Ross	DB
30	Gordon, Thomas ***	S
31	Benda, Nick	LB
32	Austin, Shaun	DB
33	Charlton, Taco	DE
33	Shallman, Wyatt	RB
34	Gibbons, Brendan ***	PK
34	Clark, Jeremy	S
35	Bolden, Joe*	LB
36	Kerridge, Joe*	FB
36	Pearson, AJ	DB
37	Henderson, Bobby	LB
38	Rawls, Thomas**	RB
39	Houma, Sione*	FB
41	Capatina, Anthony	WR
42	Esterline, Dylan*	TE
42	Gedeon, Ben	LB
43	Wormley, Chris	DE
43	Sypniewski, Scott	LS
44	Hill, Delano	DB

ALPHABETICAL ROSTER

No.	Player	Pos.	Ht.	Wt.	Year/Elig.	Hometown (High School/Previous School)
91	Allen, Kenny	K/P	6-3	226	So./Fr.	Fenton, Mich. (Fenton)
49	Anlauf, Brad	WR	6-4	187	So./Fr.	Hinsdale, Ill. (Hinsdale Central)
54	Ash, Richard*	DT	6-3	314	Sr./Jr.	Pahokee, Fla. (Pahokee)
32	Austin, Shaun	DB	6-1	191	So./Fr.	Plymouth, Mich. (Plymouth)
11	Avery, Courtney ***	CB	5-11	175	Sr.	Mansfield, Ohio (Lexington)
62	Bars, Blake	OL	6-5	291	So./Fr.	Nashville, Tenn. (Montgomery Bell Academy)
8	Bellomy, Russell*	QB	6-3	215	Jr./So.	Arlington, Texas (Martin)
31	Benda, Nick	LB	6-0	220	So./Fr.	Champion, Mich. (Westwood)
97	Beyer, Brennen**	LB	6-3	250	Jr.	Canton, Mich. (Plymouth)
55	Black, Jibreel ***	DT	6-2	278	Sr.	Cincinnati, Ohio (Wyoming)
35	Bolden, Joe*	LB	6-3	225	So.	Cincinnati, Ohio (Colerain)
65	Bosch, Kyle	OL	6-5	302	Fr.	St. Charles, Ill. (St. Francis)
71	Braden, Ben	OL	6-6	318	So./Fr.	Rockford, Mich. (Rockford)
58	Bryant, Chris	OL	6-4	316	Jr./So.	Chicago, Ill. (Simeon)
56	Burzynski, Joey**	OL	6-1	293	Sr./Jr.	Carlsbad, Calif. (Carlsbad)
88	Butt, Jake	TE	6-6	237	Fr.	Pickerington, Ohio (Pickerington North)
41	Capatina, Anthony	WR	5-9	182	Sr./Jr.	Novi, Mich. (Detroit Catholic Central)
33	Charlton, Taco	DE	6-6	270	Fr.	Pickerington, Ohio (Central)
86	Chesson, Jehu	WR	6-3	196	So./Fr.	St. Louis, Mo. (Ladue Horton Watkins)
57	Clark, Frank**	DE	6-2	273	Jr.	Cleveland, Ohio (Glenville)
34	Clark, Jeremy	S	6-4	205	So./Fr.	Madisonville, Ky. (Madisonville North Hopkins)
6	Cleary, Brian	QB	6-3	209	So./Fr.	Detroit, Mich. (Detroit Jesuit)
18	Countess, Blake*	DB	5-10	182	Jr./So.	Owings Mills, Md. (Our Lady of Good Counsel)
82	Darboh, Amara*	WR	6-2	212	So.	West Des Moines, Iowa (Dowling Catholic)
55	Dawson, David	OL	6-4	297	Fr.	Detroit, Mich. (Cass Technical)
20	Dawson, Reon	DB	6-2	170	Fr.	Trotwood, Ohio (Trotwood-Madison)
3	Dever, Bo	WR	6-2	190	So./Fr.	Lake Forest, Ill. (Lake Forest)
9	Dileo, Drew ***	WR	5-10	180	Sr.	Greenwell Springs, La. (Parkview Baptist)
29	Douglas, Ross	DB	5-10	176	Fr.	Avon, Ohio (Avon)
59	Doyle, Jack	LB	6-1	208	Fr.	Grosse Pointe Farms, Mich. (Grosse Pointe South)
64	Duba, Brandon	LS	6-1	227	Fr.	Grandville, Mich. (Grandville)
83	Dukes, Jaron	WR	6-4	190	Fr.	Columbus, Ohio (Marion Franklin)
42	Esterline, Dylan*	TE	6-5	234	Sr./Jr.	Blissfield, Mich. (Blissfield)
73	Fox, Chris	OL	6-6	338	Fr.	Parker, Colo. (Ponderosa)
51	Froelich, Greg	OL	6-2	272	Fr.	Deerfield, Mass. (Deerfield)
87	Funchess, Devin*	TE	6-4	235	So.	Farmington Hills, Mich. (Harrison)
14	Furman, Josh**	S	6-2	202	Sr./Jr.	Annapolis, Md. (Old Mill Senior)
21	Gallon, Jeremy ***	WR	5-8	184	5th	Apopka, Fla. (Apopka)
12	Gant, Allen	S	6-2	212	So./Fr.	Sylvania, Ohio (Southview)
98	Gardner, Devin**	QB	6-4	210	Sr./Jr.	Detroit, Mich. (Inkster)
42	Gedeon, Ben	LB	6-3	236	Fr.	Hudson, Ohio (Hudson)
34	Gibbons, Brendan ***	PK	6-1	243	5th	West Palm Beach, Fla. (Cardinal Newman)
54	Glanda, Jareth**	LS	6-3	256	5th	Rochester Hills, Mich. (Brother Rice)
61	Glasgow, Graham*	OL	6-6	305	Jr./So.	Aurora, Ill. (Marmion Academy)
96	Glasgow, Ryan	DL	6-4	300	So./Fr.	Aurora, Ill. (Marmion Academy)
99	Godin, Matthew	DE	6-6	280	So./Fr.	Novi, Mich. (Detroit Catholic Central)
4	Gordon, Cameron ***	LB	6-3	237	5th	Detroit, Mich. (Inkster)
30	Gordon, Thomas ***	S	5-11	210	5th	Detroit, Mich. (Cass Technical)
27	Green, Derrick	RB	5-11	240	Fr.	Richmond, Va. (Hermitage)
69	Gunderson, Erik**	OL	6-8	306	5th	Milan, Mich. (Milan)
27	Hagerup, Will ***	P	6-4	221	Sr.	Milwaukee, Wis. (Whitefish Bay)
18	Hardison, DeAnthony	RB	5-8	180	So./Fr.	Detroit, Mich. (Crockett Technical)
5	Hayes, Justice*	RB	5-10	192	Jr./So.	Flint, Mich. (Grand Blanc Community)
92	Heitzman, Keith*	DE	6-3	280	Jr./So.	Hilliard, Ohio (Hilliard Davidson)
37	Henderson, Bobby	LB	5-11	227	So./Fr.	Hopewell Junction, NY (John Jay)
69	Henry, Willie	DT	6-3	306	So./Fr.	Cleveland, Ohio (Glenville)

2013 MICHIGAN FOOTBALL ROSTERS

ALPHABETICAL ROSTER

No.	Player	Pos.	Ht.	Wt.	Year/Elig.	Hometown (High School/Previous School)
44	Hill, Delano	DB	6-0	205	Fr.	Detroit, Mich. (Cass Technical)
80	Hill, Khalid	TE	6-2	258	Fr.	Detroit, Mich. (East English Village Preparatory Academy)
24	Hollowell, Delonte**	DB	5-9	180	Jr.	Detroit, Mich. (Cass Technical)
39	Houma, Sione*	FB	6-0	231	So.	Salt Lake City, Utah (Highland)
73	Hurst Jr., Maurice	DT	6-2	270	Fr.	Westwood, Mass. (Xaverian Brothers)
17	Jackson, Jeremy ***	WR	6-3	209	Sr.	Ann Arbor, Mich. (Huron)
52	Jenkins-Stone, Royce*	LB	6-2	225	So.	Detroit, Mich. (Cass Technical)
95	Jocz, Michael	TE	6-4	225	So./Fr.	Novi, Mich (Novi)
20	Johnson, Drake	RB	6-1	213	So./Fr.	Ann Arbor, Mich. (Pioneer)
10	Jones, Da'Mario	WR	6-2	192	Fr.	Westland, Mich. (John Glenn)
67	Kalis, Kyle	OL	6-5	297	So./Fr.	Lakewood, Ohio (St. Edward)
89	Keizer, Jonathan	WR	6-5	212	Jr./So.	Portage, MI (Portage Northern)
36	Kerridge, Joe*	FB	6-0	238	Jr./So.	Traverse City, Mich. (St. Francis)
57	Kugler, Patrick	OL	6-5	287	Fr.	Wexford, Pa. (North Allegheny)
77	Lewan, Taylor ***	OL	6-8	315	5th	Cave Creek, Ariz. (Chaparral)
26	Lewis, Jourdan	DB	5-10	170	Fr.	Detroit, Mich. (Cass Technical)
66	Liesman, Dan	LB	6-2	215	So./Fr.	Lansing, Mich. (Lansing Catholic)
78	Magnuson, Erik	OL	6-6	285	So./Fr.	Carlsbad, Calif. (La Costa Canyon)
70	Mateus, Kristian*	OL	6-7	305	Sr./Jr.	Ada, Mich. (Forest Hills Central)
3	McCray, Mike	LB	6-4	237	Fr.	Trotwood, Ohio (Trotwood-Madison)
46	McGrath, J.J.	K	6-2	241	Fr.	Macomb, Mich. (Lutheran North)
60	Miller, Jack*	OL	6-4	290	Jr./So.	Perrysburg, Ohio (St. John's Jesuit)
91	Mitropoulos-Rundus, Alex	DL	6-2	258	Jr./So.	Ann Arbor, Mich. (Pioneer)
15	Moore, Garrett	QB	6-3	199	Fr.	Detroit, Mich. (Detroit Catholic Central)
48	Morgan, Desmond**	LB	6-1	228	Jr.	Holland, Mich. (West Ottawa)
7	Morris, Shane	QB	6-3	201	Fr.	Warren, Mich. (De La Salle)
23	Norfleet, Dennis*	WR	5-7	169	So.	Detroit, Mich. (Martin Luther King)
53	Ojemudia, Mario*	DE	6-2	250	So.	Farmington Hills, Mich. (Harrison)
94	Paskorz, Jordan*	TE	6-3	255	Sr./Jr.	Gibsonia, Pa. (Hampton)
36	Pearson, AJ	DB	6-0	192	So./Fr.	Johns Creek, Ga. (Northview)
56	Pipkins, Ondre*	DT	6-3	315	So.	Kansas City, Mo. (Park Hill)
63	Pliska, Ben	OL	6-3	276	So./Fr.	Kirkland, Wa. (Lake Washington)
7	Poggi, Henry	DT	6-4	260	Fr.	Baltimore, Md. (Gilman School)
38	Rawls, Thomas**	RB	5-10	217	Jr.	Flint, Mich. (Flint Northern)
85	Reynolds, Joe **	WR	6-1	196	5th	Rochester, Mich. (Rochester Adams)
13	Richardson, Terry*	CB	5-9	167	So.	Detroit, Mich. (Cass Technical)
15	Ross III, James*	LB	6-1	220	So.	Orchard Lake, Mich. (St. Mary's Prep)
47	Ryan, Jake**	LB	6-3	240	Sr./Jr.	Westlake, Ohio (St. Ignatius)
74	Samuelson, Dan	OL	6-5	283	Fr.	Plymouth, Ind. (Plymouth)
75	Schofield, Michael ***	OL	6-7	304	5th	Orland Park, Ill. (Carl Sandburg)
33	Shallman, Wyatt	RB	6-3	237	Fr.	Novi, Mich. (Detroit Catholic Central)
4	Smith, De'Veon	RB	5-11	224	Fr.	Warren, Ohio (Howland)
8	Stribling, Channing	DB	6-2	171	Fr.	Matthews, N.C. (Butler)
50	Strobel, Tom	DE	6-6	265	So./Fr.	Mentor, Ohio (Mentor)
13	Swieca, Alex	QB	6-1	210	Jr./So.	New York, NY (The Frisch School)
43	Sypniewski, Scott	LS	6-1	214	Fr.	Ottawa, Ill. (Marquette)
6	Taylor, Raymon**	DB	5-10	183	Jr.	Detroit, Mich. (Highland Park)
25	Thomas, Dymonte	DB	6-2	190	Fr.	Alliance, Ohio (Marlington)
28	Toussaint, Fitzgerald ***	RB	5-10	200	5th	Youngstown, Ohio (Liberty)
72	Tuley-Tillman, Logan	OL	6-7	300	Fr.	Peoria, Ill. (Manual)
16	Wangler, Jack	WR	6-1	198	Fr.	Royal Oak, Mich. (De La Salle)
76	Washington, Quinton ***	DT	6-4	301	5th	St. Stephen, S.C. (Timberland)
45	Wile, Matt**	K	6-2	216	Jr.	San Diego, Calif. (Francis Parker)
84	Williams, A.J.*	TE	6-6	265	So.	Cincinnati, Ohio (Sycamore)
22	Wilson, Jarrod*	S	6-2	200	So.	Akron, Ohio (Buchtel)
43	Wormley, Chris	DE	6-5	289	So./Fr.	Toledo, Ohio (Whitmer)
81	York, Csont'e	WR	6-3	180	Fr.	Harper Woods, Mich. (Chandler Park Academy)

NUMERICAL ROSTER

No.	Player	Pos.
45	Wile, Matt**	K/P
46	McGrath, J.J.	K
47	Ryan, Jake**	LB
48	Morgan, Desmond**	LB
49	Anlauf, Brad	WR
50	Strobel, Tom	DE
51	Froelich, Greg	OL
52	Jenkins-Stone, Royce*	LB
53	Ojemudia, Mario*	DE
54	Glanda, Jareth**	LS
54	Ash, Richard*	DT
55	Black, Jibreel ***	DT
55	Dawson, David	OL
56	Burzynski, Joey**	OL
56	Pipkins, Ondre*	DT
57	Clark, Frank**	DE
57	Kugler, Patrick	OL
58	Bryant, Chris	OL
59	Doyle, Jack	LB
60	Miller, Jack*	OL
61	Glasgow, Graham*	OL
62	Bars, Blake	OL
63	Pliska, Ben	OL
64	Duba, Brandon	LS
65	Bosch, Kyle	OL
66	Liesman, Dan	LB
67	Kalis, Kyle	OL
69	Gunderson, Erik**	OL
69	Henry, Willie	DT
70	Mateus, Kristian*	OL
71	Braden, Ben	OL
72	Tuley-Tillman, Logan	OL
73	Fox, Chris	OL
73	Hurst Jr., Maurice	DT
74	Samuelson, Dan	OL
75	Schofield, Michael ***	OL
76	Washington, Quinton ***	DT
77	Lewan, Taylor ***	OL
78	Magnuson, Erik	OL
80	Hill, Khalid	TE
81	York, Csont'e	WR
82	Darboh, Amara*	WR
83	Dukes, Jaron	WR
84	Williams, A.J.*	TE
85	Reynolds, Joe **	WR
86	Chesson, Jehu	WR
87	Funchess, Devin*	TE
88	Butt, Jake	TE
89	Keizer, Jonathan	WR
91	Mitropoulos-Rundus, Alex	DL
91	Allen, Kenneth	K/P
92	Heitzman, Keith*	DE
94	Paskorz, Jordan*	TE
95	Jocz, Michael	TE
96	Glasgow, Ryan	DL
97	Beyer, Brennen*	LB
98	Gardner, Devin**	QB
99	Godin, Matthew	DE

2013 ROSTER BREAKDOWN

ROSTER BY STATE

No.	Player	Pos.
Arizona (1)		
77	Lewan, Taylor ***	OL
California(3)		
56	Burzynski, Joey **	OL
78	Magnuson, Erik	OL
45	Wile, Matt **	K
Colorado (1)		
73	Fox, Chris	OL
Florida(3)		
54	Ash, Richard*	DT
21	Gallon, Jeremy ***	WR
34	Gibbons, Brendan ***	PK
Georgia (1)		
36	Pearson, AJ	DB
Illinois (9)		
49	Anlauf, Brad	WR
65	Bosch, Kyle	OL
58	Bryant, Chris	OL
3	Dever, Bo	WR
61	Glasgow, Graham*	OL
96	Glasgow, Ryan	DL
75	Schofield, Michael ***	OL
43	Sypniewski, Scott	LS
72	Tuley-Tillman, Logan	OL
Indiana (1)		
74	Samuelson, Dan	OL
Iowa (1)		
82	Darboh, Amara*	WR
Kentucky (1)		
34	Clark, Jeremy	S
Louisiana (1)		
9	Dileo, Drew ***	WR
Maryland (3)		
18	Countess, Blake *	DB
14	Furman, Josh **	S
7	Poggi, Henry	DT
Massachusetts (2)		
51	Froelich, Greg	OL
73	Hurst Jr., Maurice	DT
Michigan (48)		
91	Allen, Kenny	K/P
32	Austin, Shaun	DB
31	Benda, Nick	LB
97	Beyer, Brennen **	LB
71	Braden, Ben	OL
41	Capatina, Anthony	WR
6	Clary, Brian	QB
55	Dawson, David	OL
59	Doyle, Jack	LB
64	Duba, Brandon	LS
42	Esterline, Dylan*	TE
87	Funchess, Devin*	TE
98	Gardner, Devin **	QB
54	Glanda, Jareth **	LS
99	Godin, Matthew	DE
4	Gordon, Cameron ***	LB
30	Gordon, Thomas ***	S
69	Gunderson, Erik **	OL
18	Hardison, DeAnthony	RB
5	Hayes, Justice*	RB
44	Hill, Delano	DB
80	Hill, Khalid	TE
24	Hollowell, Delonte **	DB
17	Jackson, Jeremy ***	WR
52	Jenkins-Stone, Royce*	LB
95	Jocz, Michael	TE

ROSTER BY POSITION

Quarterback

No.	Player	Pos.	Ht.	Wt.	Year/Elig.	Hometown (High School/Previous School)
8	Bellomy, Russell *	QB	6-3	215	Jr./Sr.	Arlington, Texas (Martin)
6	Clary, Brian	QB	6-3	209	So./Fr.	Detroit, Mich. (Detroit Jesuit)
98	Gardner, Devin **	QB	6-4	210	Sr./Jr.	Detroit, Mich. (Inkster)
15	Moores, Garrett	QB	6-3	199	Fr.	Detroit, Mich. (Detroit Catholic Central)
7	Morris, Shane	QB	6-3	201	Fr.	Warren, Mich. (De La Salle)
13	Swieca, Alex	QB	6-1	210	Jr./So.	New York, NY (The Frisch School)

Running Back

27	Green, Derrick	RB	5-11	240	Fr.	Richmond, Va. (Hermitage)
18	Hardison, DeAnthony	RB	5-8	185	So./Fr.	Detroit, Mich. (Crockett Technical)
5	Hayes, Justice *	RB	5-10	192	Jr./So.	Flint, Mich. (Grand Blanc Community)
39	Houma, Sione *	FB	6-0	231	So.	Salt Lake City, Utah (Highland)
20	Johnson, Drake	RB	6-1	213	So./Fr.	Ann Arbor, Mich. (Pioneer)
36	Kerridge, Joe *	FB	6-0	241	Jr./So.	Traverse City, Mich. (St. Francis)
38	Rawls, Thomas **	RB	5-10	217	Jr./So.	Flint, Mich. (Flint Northern)
33	Shallman, Wyatt	RB	6-3	237	Fr.	Novi, Mich. (Detroit Catholic Central)
4	Smith, De'Veon	RB	5-11	224	Fr.	Warren, Ohio (Howland)
28	Toussaint, Fitzgerald ***	RB	5-10	200	5th	Youngstown, Ohio (Liberty)

Wide Receiver

49	Anlauf, Brad	WR	6-4	187	So./Fr.	Hinsdale, Ill. (Hinsdale Central)
41	Capatina, Anthony	WR	5-9	182	Sr./Jr.	Novi, Mich. (Detroit Catholic Central)
86	Chesson, Jehu	WR	6-3	196	So./Fr.	St. Louis, Mo. (Ladue Horton Watkins)
82	Darboh, Amara *	WR	6-2	212	So.	West Des Moines, Iowa (Dowling Catholic)
3	Dever, Bo	WR	6-2	190	So./Fr.	Lake Forest, Ill. (Lake Forest)
9	Dileo, Drew ***	WR	5-10	180	Sr.	Greenwell Springs, La. (Parkview Baptist)
83	Dukes, Jaron	WR	6-4	190	Fr.	Columbus, Ohio (Marion Franklin)
21	Gallon, Jeremy ***	WR	5-8	184	5th	Apopka, Fla. (Apopka)
17	Jackson, Jeremy ***	WR	6-3	209	Sr.	Ann Arbor, Mich. (Huron)
10	Jones, Da'Mario	WR	6-2	192	Fr.	Westland, Mich. (John Glenn)
89	Keizer, Jonathan	WR	6-5	212	Jr./So.	Portage, MI (Portage Northern)
23	Norfleet, Dennis *	WR	5-7	169	So.	Detroit, Mich. (Martin Luther King)
85	Reynolds, Joe **	WR	6-1	196	5th	Rochester, Mich. (Rochester Adams)
16	Wangler, Jack	WR	6-1	199	Fr.	Royal Oak, Mich. (De La Salle)
81	York, Csont'e	WR	6-3	180	Fr.	Harper Woods, Mich. (Chandler Park Academy)

Tight End

88	Butt, Jake	TE	6-6	237	Fr.	Pickerington, Ohio (Pickerington North)
42	Esterline, Dylan *	TE	6-5	234	Sr./Jr.	Blissfield, Mich. (Blissfield)
87	Funchess, Devin *	TE	6-4	235	So.	Farmington Hills, Mich. (Harrison)
80	Hill, Khalid	TE	6-2	258	Fr.	Detroit, Mich. (East English Village Preparatory Academy)
95	Jocz, Michael	TE	6-4	225	So./Fr.	Novi, Mich (Novi)
94	Paskorz, Jordan *	TE	6-3	255	Sr./Jr.	Gibsonia, Pa. (Hampton)
84	Williams, A.J. *	TE	6-6	265	So.	Cincinnati, Ohio (Sycamore)

Offensive Line

62	Bars, Blake	OL	6-5	291	So./Fr.	Nashville, Tenn. (Montgomery Bell Academy)
65	Bosch, Kyle	OL	6-5	302	Fr.	St. Charles, Ill. (St. Francis)
71	Braden, Ben	OL	6-6	318	So./Fr.	Rockford, Mich. (Rockford)
58	Bryant, Chris	OL	6-4	316	Jr./So.	Chicago, Ill. (Simeon)
56	Burzynski, Joey **	OL	6-1	293	Sr./Jr.	Carlsbad, Calif. (Carlsbad)
55	Dawson, David	OL	6-4	297	Fr.	Detroit, Mich. (Cass Technical)
73	Fox, Chris	OL	6-6	338	Fr.	Parker, Colo. (Ponderosa)
51	Froelich, Greg	OL	6-3	295	Fr.	Deerfield, Mass. (Deerfield)
61	Glasgow, Graham*	OL	6-6	303	Jr./So.	Aurora, Ill. (Marmion Academy)
69	Gunderson, Erik **	OL	6-8	306	5th	Milan, Mich. (Milan)
67	Kalis, Kyle	OL	6-5	302	So./Fr.	Lakewood, Ohio (St. Edward)
57	Kugler, Patrick	OL	6-5	287	Fr.	Wexford, Penn. (North Allegheny)
77	Lewan, Taylor ***	OL	6-8	315	5th	Cave Creek, Ariz. (Chaparral)
78	Magnuson, Erik	OL	6-6	285	So./Fr.	Carlsbad, Calif. (La Costa Canyon)
70	Mateus, Kristian *	OL	6-7	305	Sr./Jr.	Ada, Mich. (Forest Hills Central)
60	Miller, Jack *	OL	6-4	290	Jr./So.	Perrysburg, Ohio (St. John's Jesuit)
63	Pliska, Ben	OL	6-3	276	So./Fr.	Kirkland, Wa. (Lake Washington)
74	Samuelson, Dan	OL	6-5	283	Fr.	Plymouth, Ind. (Plymouth)
75	Schofield, Michael ***	OL	6-7	304	5th	Orland Park, Ill. (Carl Sandburg)
72	Tuley-Tillman, Logan	OL	6-7	300	Fr.	Peoria, Ill. (Manual)

ROSTER BY POSITION

Defensive Line

54	Ash, Richard*	DT	6-3	314	Sr./Jr.	Pahokee, Fla. (Pahokee)
55	Black, Jibreel ***	DT	6-2	278	Sr./Jr.	Cincinnati, Ohio (Wyoming)
33	Charlton, Taco	DE	6-6	270	Fr.	Pickerington, Ohio (Central)
57	Clark, Frank **	DE	6-2	273	Jr.	Cleveland, Ohio (Glenville)
96	Glasgow, Ryan	DT	6-4	300	So./Fr.	Aurora, Ill. (Marmion Academy)
99	Godin, Matthew	DE	6-6	280	So./Fr.	Novi, Mich. (Detroit Catholic Central)
92	Heitzman, Keith*	DE	6-3	280	Jr./So.	Hilliard, Ohio (Hilliard Davidson)
69	Henry, Willie	DT	6-3	306	So./Fr.	Cleveland, Ohio (Glenville)
73	Hurst Jr., Maurice	DT	6-2	270	Fr.	Westwood, Mass. (Xaverian Brothers)
91	Mitropoulos-Rundus, Alex	DT	6-2	250	Jr./So.	Ann Arbor, Mich. (Pioneer)
53	Ojemudia, Mario*	DE	6-2	250	So.	Farmington Hills, Mich. (Harrison)
56	Pipkins, Ondre*	DT	6-3	315	So.	Kansas City, Mo. (Park Hill)
7	Poggi, Henry	DT	6-4	260	Fr.	Baltimore, Md. (Gilman School)
50	Strobel, Tom	DE	6-6	265	So./Fr.	Mentor, Ohio (Mentor)
76	Washington, Quinton ***	DT	6-4	301	5th	St. Stephen, S.C. (Timberland)
43	Wormley, Chris	DE	6-5	289	So./Fr.	Toledo, Ohio (Whitmer)

Linebacker

31	Benda, Nick	LB	6-0	210	So./Fr.	Champion, Mich. (Westwood)
97	Beyer, Brennen **	LB	6-3	250	Jr.	Canton, Mich. (Plymouth)
35	Bolden, Joe*	LB	6-3	225	So.	Cincinnati, Ohio (Colerain)
59	Doyle, Jack	LB	6-1	208	Fr.	Grosse Pointe Farms, Mich. (Grosse Pointe South)
42	Gedeon, Ben	LB	6-3	236	Fr.	Hudson, Ohio (Hudson)
4	Gordon, Cameron ***	LB	6-3	237	5th	Detroit, Mich. (Inkster)
37	Henderson, Bobby	LB	5-11	227	So./Fr.	Hopewell Junction, NY (John Jay)
52	Jenkins-Stone, Royce*	LB	6-2	225	So.	Detroit, Mich. (Cass Technical)
66	Liesman, Dan	LB	6-2	215	So./Fr.	Lansing, Mich. (Lansing Catholic)
3	McCray, Mike	LB	6-4	237	Fr.	Trotwood, Ohio (Trotwood-Madison)
48	Morgan, Desmond**	LB	6-1	228	Jr./So.	Holland, Mich. (West Ottawa)
15	Ross III, James *	LB	6-1	220	So.	Orchard Lake, Mich. (St. Mary's Prep)
47	Ryan, Jake **	LB	6-3	240	Sr./Jr.	Westlake, Ohio (St. Ignatius)

Secondary

32	Austin, Shaun	S	6-1	191	So./Fr.	Plymouth, Mich. (Plymouth)
11	Avery, Courtney ***	CB	5-11	175	Sr./Jr.	Mansfield, Ohio (Lexington)
34	Clark, Jeremy	S	6-4	205	So./Fr.	Madisonville, Ky. (Madisonville North Hopkins)
18	Countess, Blake *	CB	5-10	182	Jr./So.	Owings Mills, Md. (Our Lady of Good Counsel)
20	Dawson, Reon	DB	6-2	170	Fr.	Trotwood, Ohio (Trotwood-Madison)
29	Douglas, Ross	DB	5-10	176	Fr.	Avon, Ohio (Avon)
14	Furman, Josh **	S	6-2	202	Sr./Jr.	Annapolis, Md. (Old Mill Senior)
12	Gant, Allen	S	6-2	212	So./Fr.	Sylvania, Ohio (Southview)
30	Gordon, Thomas ***	S	5-11	210	5th	Detroit, Mich. (Cass Technical)
44	Hill, Delano	DB	6-0	205	Fr.	Detroit, Mich. (Cass Technical)
24	Hollowell, Delonte **	CB	5-9	180	Jr.	Detroit, Mich. (Cass Technical)
26	Lewis, Jourdan	DB	5-10	170	Fr.	Detroit, Mich. (Cass Technical)
36	Pearson, AJ	DB	6-0	199	So./Fr.	Johns Creek, Ga. (Northview)
13	Richardson, Terry*	CB	5-9	167	So.	Detroit, Mich. (Cass Technical)
8	Stribling, Channing	DB	6-2	171	Fr.	Matthews, N.C. (Butler)
6	Taylor, Raymon **	CB	5-10	186	Jr.	Detroit, Mich. (Highland Park)
25	Thomas, Dymonte	DB	6-2	190	Fr.	Alliance, Ohio (Marlington)
22	Wilson, Jarrod*	S	6-2	200	So.	Akron, Ohio (Buchtel)

Specialists

91	Allen, Kenny	K/P	6-3	226	So./Fr.	Fenton, Mich. (Fenton)
64	Duba, Brandon	LS	6-1	227	Fr.	Grandville, Mich. (Grandville)
34	Gibbons, Brendan ***	PK	6-1	240	5th	West Palm Beach, Fla. (Cardinal Newman)
54	Glanda, Jareth **	LS	6-3	256	5th	Rochester Hills, Mich. (Brother Rice)
27	Hagerup, Will ***	P	6-4	227	Sr.	Milwaukee, Wis. (Whitefish Bay)
46	McGrath, J.J.	K	6-2	249	Fr.	Macomb, Mich. (Lutheran North)
43	Sypniewski, Scott	LS	6-1	214	Fr.	Ottawa, Ill. (Marquette)
45	Wile, Matt **	PK	6-2	216	Jr.	San Diego, Calif. (Francis Parker)

20	Johnson, Drake	RB
10	Jones, Da'Mario	WR
89	Keizer, Jonathan	WR
36	Kerridge, Joe*	FB
26	Lewis, Jourdan	DB
66	Liesman, Dan	LB
70	Mateus, Kristian*	OL
46	McGrath, J.J.	K
91	Mitropoulos-Rundus, Alex	DL
48	Morgan, Desmond **	LB
15	Moore, Garrett	QB
7	Morris, Shane	QB
23	Norfleet, Dennis*	WR
53	Ojemudia, Mario*	DE
38	Rawls, Thomas **	RB
85	Reynolds, Joe **	WR
13	Richardson, Terry*	CB
15	Ross III, James*	LB
33	Shallman, Wyatt	RB
6	Taylor, Raymon **	DB
16	Wangler, Jack	WR
81	York, Csont'e	WR
Missouri (2)		
86	Chesson, Jehu	WR
56	Pipkins, Ondre*	DT
New York (2)		
37	Henderson, Bobby	LB
13	Swieca, Alex	QB
North Carolina (1)		
8	Stribling, Channing	DB
Ohio (24)		
11	Avery, Courtney ***	CB
55	Black, Jibreel ***	DE
35	Bolden, Joe*	LB
88	Butt, Jake	TE
33	Charlton, Taco	DE
57	Clark, Frank **	DE
20	Dawson, Reon	DB
29	Douglas, Ross	DB
83	Dukes, Jaron	WR
12	Gant, Allen	S
42	Gedeon, Ben	LB
92	Heitzman, Keith*	DE
69	Henry, Willie	DT
67	Kalis, Kyle	OL
3	McCray, Mike	LB
60	Miller, Jack*	OL
47	Ryan, Jake**	LB
4	Smith, De'Veon	RB
50	Strobel, Tom	DE
25	Thomas, Dymonte	DB
28	Toussaint, Fitzgerald ***	RB
84	Williams, A.J.*	TE
22	Wilson, Jarrod*	S
43	Wormley, Chris	DE
Pennsylvania (2)		
94	Paskorz, Jordan*	TE
57	Kugler, Patrick	OL
South Carolina (1)		
76	Washington, Quinton ***	DT
Tennessee (1)		
62	Bars, Blake	OL
Texas (1)		
8	Bellomy, Russell*	QB
Utah (1)		
39	Houma, Sione*	FB
Virginia (1)		
27	Green, Derrick	RB
Washington (1)		
63	Pliska, Ben	OL
Wisconsin (1)		
27	Hagerup, Will***	P

HEAD COACH BRADY HOKE



Conference Championships

MAC WEST (2007, 2008)

Coach of the Year Honors

- National - Maxwell Football Club (2011)
- Big Ten - Hayes-Schembechler (Coaches - 2011)
- Big Ten - Dave McClain (Media - 2011, Media)
- MWC (2010)
- AFCA FBS Region 3 (2008)
- MAC (2008)

At a Glance

Born: November 3, 1958 in Kettering, Ohio
 High School: Fairmont East (1977)
 College: Ball State, B.S., 1982
 Wife: Laura
 Children: Kelly

Brady Hoke: Head Coach ■ Ball State (1982) Michigan W-L: 23-7 Second Season Big Ten W-L: 12-4

Brady Hoke was named the 19th head coach in University of Michigan football history on Jan. 11, 2011. A former assistant coach at U-M (1995-2002), Hoke led the Wolverines to a 19-7 record (12-4 Big Ten) in his first two seasons as head coach. Hoke led the Wolverines to an 11-2 record (6-2 Big Ten) and Allstate Sugar Bowl victory in his first season at the helm, while U-M finished the regular season 8-5 (6-2 Big Ten) to earn a bid to the Outback Bowl in 2012.

Hoke had previous head coaching stints at San Diego State from 2009-10, where he earned a 13-12 record, and his alma mater, Ball State, where he went 34-38 from 2003-08. Collectively, Hoke is 66-56 in 10 seasons as a head coach.

Hoke's first-season success in Ann Arbor was acknowledged across the country. He was named the Maxwell Football Club Collegiate Coach of the Year and was named a finalist for three other national Coach of the Year honors: Bear Bryant, Eddie Robinson and Liberty Mutual. The Big Ten Conference's coaches voted Hoke as the inaugural recipient of the Hayes-Schembechler Coach of the Year award, while the Big Ten media named him the Dave McClain Coach of the Year.

With four wins more than the 2010 squad (7-6), Hoke and the Wolverines tied Fielding Yost's 1901 team as the only two teams with a four-win improvement from the previous season. Yost's 1901 team went 11-0 following a 7-2-1 1900 season.

Only the legendary Yost precedes Hoke as a Michigan head coach to win 10 games in his first season. Hoke also became the fifth Big Ten coach to win at least 10 games in his first season as head coach, and became the third U-M coach to win his first six games (Fielding Yost-1901, Bennie Oosterbaan-1948). Nationally, Hoke became one of eight coaches to direct a team to a BCS bowl in his first season, while he became the third coach to direct a team to a BCS bowl victory in his first season. Hoke also became the first Michigan head coach to go undefeated at home in his first two seasons since Fielding Yost in 1901-02. The Wolverines were a perfect 8-0 at Michigan Stadium in 2011 and 6-0 at the Big House in 2012.

Since Hoke's arrival, the defense has improved from a unit that in 2010 ranked 108th in the Football Bowl Subdivision in scoring defense and 110th in yards allowed to one that ranked 11th in total defense and 16th in scoring defense in 2012. The unit also ranked second in passing defense, surrendering 155.2 yards per game, and it did not allow at 200-yard passer during the regular season.

Meanwhile, the offense continued its scoring pace in 2012 by averaging 30 points per game after scoring 33.3 points per game in 2011.

Ten Wolverines have earned All-Big Ten distinction in two seasons under Hoke, including back-to-back Big Ten Rimington-Pace Offensive Lineman of the Year winners in center David Molk (2011) and left tackle Taylor Lewan (2012). Molk and Lewan each earned All-America honors in those years, while Molk also was named the 2011 Rimington Trophy recipient.

The 2010 Mountain West Conference Coach of the Year, Hoke guided the Aztecs to a 9-4 record, marking the most victories since 1996 (8) while earning the program's first trip to a bowl game in 12 years, a 35-14 victory over Navy. Six of his players earned All-MWC first team honors in 2010, including running back Ronnie Hillman, the league's Freshman of the Year. Seven additional players earned second-team (4) honors and honorable mention (3). In 2009, Hoke's first season at San Diego State, five players were named to All-MWC teams, while 11 were MWC All-Academic selections.

As head coach at Ball State, he mentored players to 35 All-MAC selections in six years en route to a pair of bowl game appearances in 2007 and '08. The 2008 season marked the best season in program history, recording a school-record 12 wins and completing an undefeated Mid-American Conference regular-season campaign.

Collectively, Hoke has 30 years of collegiate coaching experience beginning with assistant positions at Grand Valley State (1983), Western Michigan (1984-86), Toledo (1987-88), Oregon State (1989-94) and Michigan (1995-2002). A defensive line coach at U-M, Hoke was part of three Big Ten champion teams (1997, '98, 2000), including the 1997 national champion and Rose Bowl winning squad. During his tenure, U-M posted a 76-23 overall record, claiming at least 10 victories on four occasions.

A 1982 graduate of Ball State University, Hoke earned four letters (1977-80) with the Cardinals. He was part of the only two teams in Ball State football history to post undefeated conference seasons: as a player in 1978, and as the head coach in 2008. Hoke led Ball State to the 1978 MAC championship, and as a team captain in 1980 earned All-MAC second-team honors. He graduated from Fairmont East High School in Kettering, Ohio, in 1977.

He and his wife, the former Laura Homberger, have one daughter, Kelly.

BRADY HOKE'S YEAR-BY-YEAR COACHING RECORD

YEAR	SCHOOL	RECORD	CONFERENCE RECORD	POST-SEASON
2013	Michigan	4-0	0-0 Big Ten	
2012	Michigan	8-5	6-2 Big Ten	Outback Bowl (vs. South Carolina/L, 33-28)
2011	Michigan	11-2	6-2 Big Ten	Sugar Bowl (vs. Virginia Tech/W, 23-20 ot)
2010	San Diego State	9-4	5-3 MWC	Poinsettia Bowl (vs. Navy/W, 35-14)
2009	San Diego State	4-8	2-6 MWC	
2008	Ball State	12-1	8-0 MAC	MAC West champion, * Did not coach GMAC Bowl (vs. Tulsa/L, 45-13)
2007	Ball State	7-6	5-2 MAC	MAC West co-champ, International Bowl (vs. Rutgers/L, 52-30)
2006	Ball State	5-7	5-3 MAC	
2005	Ball State	4-7	4-4 MAC	
2004	Ball State	2-9	2-6 MAC	
2003	Ball State	4-8	3-5 MAC	
U-M	3 Seasons	23-7	12-4 Big Ten	
SDSU	2 Seasons	13-12	7-9 MWC	
BSU	6 Seasons	34-38	27-20 MAC	
TOTAL	11 Seasons	70-57	46-33 Conference	

BRADY HOKE'S MILESTONE WINS

Win	Opponent	Site	Date
1	Ball State 31, Indiana State 7	H	8/28/2003
10	Ball State 26, Eastern Michigan 25	A	11/12/2005
20	Ball State 27, Western Michigan 23	A	10/20/2007
30	Ball State 38, Eastern Michigan 16	H	10/25/2008
40	San Diego State 41, New Mexico St.	A	9/11/2010
50	Michigan 31, Eastern Michigan 3	H	9/17/2011
60	Michigan 44, Purdue 13	A	10/6/2012
70	Michigan 24, Connecticut 21	A	9/21/2013

U-M SUPERLATIVES UNDER BRADY HOKE

Overall:	23-7
At Home:	17-0
On the Road:	5-5
Neutral:	1-2
By Month:	
August:	1-0
September:	9-2
October:	6-2
November:	6-2
December:	0-0
January:	1-1
When Scoring First:	15-1
When Opponent Scored First:	8-6
When Scoring 20 or More Points:	22-2
When Scoring Less Than 20 Points:	1-5
When Leading at the Half:	18-1
When Trailing at the Half:	4-5
When Tied at the Half:	1-1
When Leading after 3 Quarters:	18-1
When Trailing after 3 Quarters:	4-6
When Tied after 3 Quarters:	0-0
In Overtime:	2-0
When Outrushing the Opponent:	19-2
With 35 or More Rushing Attempts:	16-5
With Less Than 30 Passing Attempts:	18-4
When Leading in Time of Possession:	15-4
When Trailing in Time of Possession:	8-3
On Turf:	20-4
On Grass:	3-3
When Leading in Takeaway/Turnover Ratio:	9-1
When Even in Takeaway/Turnover Ratio:	5-0
When Trailing in Takeaway/Turnover Ratio:	9-6
With an Individual 100-Yard Rusher:	14-2
With an Individual 200-Yard Passer:	9-2
250-Yard Passer:	6-0
With an Individual 100-Yard Receiver:	6-2
With an Individual Opponent 100-Yard Rusher:	4-5
With an Individual Opponent 200-Yard Passer:	7-1
250-Yard Passer:	5-0



AL BORGES
Offensive Coordinator/QB



DARRELL FUNK
Offensive Line



FRED JACKSON
Running Backs



JEFF HECKLINSKI
Wide Receivers



DAN FERRIGNO
Special Teams/Tight Ends



GREG MATTISON
Defensive Coordinator/DL



ROY MANNING
Outside Linebackers



MARK SMITH
Inside Linebackers



CURT MALLORY
Secondary



AARON WELLMAN
Strength and Conditioning

RECORD VERSUS OPPONENTS

Conf./Team	Record
Big Ten	
Illinois	2-1
Indiana	1-2
Iowa	1-2
Michigan	0-1
Michigan State	1-1
Minnesota	2-0
Nebraska	1-1
Northwestern	2-0
Ohio State	1-1
Purdue	2-2
Totals	13-11

MAC	
Akron	3-1
Bowling Green	0-3
Buffalo	2-1
Central Florida	1-0
Central Michigan	3-4
Eastern Michigan	5-2
Kent State	3-0
Massachusetts	1-0
Miami	2-2
Northern Illinois	3-3
Ohio	0-1
Toledo	4-2
Western Michigan	5-2
Totals	32-21

Independent	
Navy	3-0
Notre Dame	2-1
Total	5-1

Mountain West	
Air Force	2-1
BYU	0-2
Colorado State	2-0
New Mexico	2-0
San Diego State	1-0
TCU	0-2
UNLV	1-1
Utah	0-2
Wyoming	1-1
Total	9-9

Big 12	
Missouri	0-3
Nebraska	0-1
Totals	0-4

Big East	
Boston College	0-2
Pittsburgh	0-1
Rutgers	0-1
Virginia Tech	1-0
Totals	1-4

ACC	
Boston College	0-1

AAC	
Connecticut	1-0

SEC	
Alabama	0-1
Auburn	0-1
South Carolina	0-1
Total	0-3

Sun Belt	
Western Kentucky	2-0

PAC 12	
UCLA	0-1

WAC	
Idaho	0-1
New Mexico State	2-0
Utah State	1-0
Total	3-1

FCS	
Nicholls State	1-0
Southern Utah	1-0
Indiana State	1-0
North Dakota State	0-1
Northeastern	1-0
Total	4-1

Totals	70-57
---------------	--------------

INDIVIDUAL CAREER BESTS

TOP STATISTICAL LEADERS

Rushing

2013: Devin Gardner (39 carries, 301 yards, 6.1 avg., 5 TDs)
Fitzgerald Toussaint (79 carries, 319 yards, 4.0 avg., 5 TDs)
Career: Fitzgerald Toussaint (404 carries, 1,961 yards, 4.9 avg., 20 TDs)

Passing

2013: Devin Gardner (58-101, 801 yards, 7 TDs)
Career: Devin Gardner (151-260, 2,281 yards, 20 TDs)

Receiving

2013: Jeremy Gallon (22 for 328 yards, 14.9 avg., 4 TDs)
Career: Jeremy Gallon (106 for 1,659 yards, 15.7 avg., 12 TDs)

Punt Returns

2013: Drew Dileo (4 for 31 yards, 7.8 avg., 0 TD)
Career: Jeremy Gallon (42 for 303 yards, 7.2 avg., 0 TD)

Kickoff Returns

2013: Dennis Norfleet (10 for 244 yards, 24.4 avg., 0 TDs)
Career: Dennis Norfleet (45 for 1,071 yards, 23.8 avg., 0 TDs)

Punting

2013: Matt Wile (12 for 438 yards, 36.5 avg., 2 I20)
Career: Matt Wile (41 for 1,576 yards, 38.4 avg., 15 I20)

Field Goals

2013: Brendan Gibbons (4-5, long 42 yards)
Career: Brendan Gibbons (34-45, long 52 yards)

Tackles

2013: Raymon Taylor (25; 16 solos, 9 assists)
Career: Thomas Gordon (191; 110 solos, 81 assists)

Tackles for Loss

2013: Brennen Beyer (4.0 for 21 yards)
Career: Jake Ryan (27 for 124 yards)

Sacks

2013: Frank Clark (2.0 for 16 yards)
Brennen Beyer (2.0 for 16 yards)
Cameron Gordon (2.0 for 11 yards)
Career: Jake Ryan (7.5 for 43 yards)

Interceptions

2013: Blake Countess (3 for 77 yards)
Career: Raymon Taylor (3 for 124 yards), Blake Countess (3 for 77 yards), Cam Gordon (3 for 35 yards) and Thomas Gordon (3 for 19 yards)

Pass Breakups

2012: Desmond Morgan and James Ross III (2)
Career: Courtney Avery (8)

RUSHING

Devin Gardner

Attempts: 19, at Connecticut (Sept. 21, 2013)
Yards: 103, vs. Akron (Sept. 14, 2013)
TDs: 3, vs. Iowa (Nov. 17, 2012)
Long: 35, vs. Notre Dame (Sept. 7, 2013)

Thomas Rawls

Attempts: 16, at Minnesota (Nov. 3, 2012)
Yards: 90, vs. Illinois (Oct. 13, 2012)
TDs: 1, five times, last vs. Central Michigan (Aug. 31, 2013)
Long: 63, vs. Illinois (Oct. 13, 2012)

Fitzgerald Toussaint

Attempts: 29, vs. Nebraska (Nov. 19, 2011)
Yards: 192, at Illinois (Nov. 12, 2011)
TDs: 2, seven times, last at Connecticut (Sept. 21, 2013)
Long: 65, at Illinois (Nov. 12, 2011)

PASSING

Devin Gardner

Attempts: 36, vs. South Carolina (Jan. 1, 2013)
Completions: 21, vs. Notre Dame (Sept. 7, 2013)
Yards: 314, vs. Iowa (Nov. 17, 2012)
TDs: 3, last vs. Notre Dame (Sept. 7, 2013)
Long: 75, at Ohio State (Nov. 24, 2012)

Shane Morris

Attempts: 6, vs. Central Michigan (Aug. 31, 2013)
Completions: 4, vs. Central Michigan (Aug. 31, 2013)
Yards: 59, vs. Central Michigan (Aug. 31, 2013)
TDs: None
Long: 36, vs. Central Michigan (Aug. 31, 2013)

RECEIVING

Drew Dileo

Catches: 4, twice, last at Minnesota (Nov. 3, 2012)
Yards: 92, vs. Michigan State (Oct. 20, 2012)
TDs: 1, four times, last vs. Notre Dame (Sept. 7, 2013)
Long: 66, vs. Massachusetts (Sept. 15, 2012)

Jeremy Gallon

Catches: 9, vs. South Carolina (Jan. 1, 2013)
Yards: 184, vs. Notre Dame (Sept. 7, 2013)
TDs: 3, vs. Notre Dame (Sept. 7, 2013)
Long: 71, twice, last vs. Illinois (Oct. 13, 2012)

Devin Funchess

Catches: 4, vs. Air Force (Sept. 8, 2012)
Yards: 106, vs. Air Force (Sept. 8, 2012)
TDs: 1, six times, last vs. Akron (Sept. 14, 2013)
Long: 65, vs. Akron (Sept. 14, 2013)

Jeremy Jackson

Catches: 2, five times, last vs. Notre Dame (Sept. 7, 2013)
Yards: 31, at Ohio State (Nov. 27, 2010)
TDs: None
Long: 22, at Ohio State (Nov. 27, 2010)

Joe Reynolds

Catches: 3, vs. Iowa (Nov. 17, 2012)
Yards: 45, vs. Central Michigan (Aug. 31, 2013)
TDs: None
Long: 45, vs. Central Michigan (Aug. 31, 2013)

DEFENSE

Courtney Avery

Tackles: 7, vs. Wisconsin (Nov. 20, 2010)
Solos: 5, at Purdue (Nov. 13, 2010)
Asst: 4, vs. Wisconsin (Nov. 20, 2010)
TFLs: 1.0, twice, last vs. Air Force (Sept. 8, 2012)
Sacks: 0.5, vs. Purdue (Oct. 29, 2011)
Int.: 1, twice, last vs. Ohio State (Nov. 26, 2011)
FR: 1, three times, last at Minnesota (Nov. 3, 2012)
PBUs: 2, vs. Bowling Green (Sept. 25, 2010)

Brennen Beyer

Tackles: 4, twice, last at Nebraska (Oct. 27, 2012)
Solos: 3, vs. Michigan State (Oct. 20, 2012)
Asst: 3, at Ohio State (Nov. 24, 2012)
TFLs: 2.0, vs. Central Michigan (Aug. 31, 2013)
Sacks: 1, twice, last vs. Notre Dame (Sept. 7, 2013)
Int.: None
FR: None
PBUs: None

Jibreel Black

Tackles: 6, at Connecticut (Sept. 21, 2013)
Solos: 3, two times, last vs. Eastern Michigan (Sept. 17, 2011)
Asst: 5, at Connecticut (Sept. 21, 2013)
TFLs: 2, vs. Massachusetts (Sept. 15, 2012)
Sacks: 1, three times, last at Ohio State (Nov. 24, 2012)
Int.: None
FR: None
PBUs: None

Joe Bolden

Tackles: 10, vs. Air Force (Sept. 8, 2012)
Solos: 5, vs. Iowa (Nov. 17, 2012)
Asst: 6, vs. Air Force (Nov. 17, 2012)
TFLs: 2.0, vs. Iowa (Nov. 17, 2012)
Sacks: 1.0, vs. Massachusetts (Sept. 15, 2012)
Int.: None
FR: 1, vs. Northwestern (Nov. 10, 2012)
PBUs: None

Frank Clark

Tackles: 5, vs. Virginia Tech (Jan. 3, 2012)
Solos: 3, twice, last at Connecticut (Sept. 21, 2013)
Asst: 4, twice, vs. Virginia Tech (Jan. 3, 2012)
TFLs: 2, four times, last at Connecticut (Sept. 21, 2013)
Sacks: 1, three times, last at Connecticut (Sept. 21, 2013)
Int.: 1, vs. Virginia Tech (Jan. 3, 2012)
FR: 1, at Ohio State (Nov. 24, 2012)
PBUs: 2, vs. Massachusetts (Sept. 15, 2012)

Blake Countess

Tackles: 8, vs. Virginia Tech (Jan. 3, 2012)
Solos: 6, vs. Virginia Tech (Jan. 3, 2012)
Asst: 3, four times, last vs. Akron (Sept. 14, 2013)
TFLs: 2, at Connecticut (Sept. 21, 2013)
Sacks: None
Int.: 2, vs. Notre Dame (Sept. 7, 2011)
FR: 1, at Ohio State (Nov. 24, 2012)
PBUs: 2, vs. Minnesota (Oct. 1, 2011)

Cam Gordon

Tackles: 15, at Indiana (Oct. 2, 2010)
Solos: 12, at Indiana (Oct. 2, 2010)
Asst: 5, twice, last vs. Illinois (Nov. 6, 2010)
TFLs: 2.5, vs. Central Michigan (Aug. 31, 2013)
Sacks: 2, vs. Central Michigan (Aug. 31, 2013)
Int.: 1, twice, last at Indiana (Oct. 2, 2010)
FR: 2, at Purdue (Nov. 13, 2010)
PBUs: 1, seven times, last vs. Central Michigan (Aug. 31, 2013)

Thomas Gordon

Tackles: 11, vs. Northwestern (Nov. 10, 2012)
Solos: 8, vs. Northwestern (Nov. 10, 2012)
Asst: 6, twice, last vs. Akron (Sept. 14, 2013)
TFLs: 2, at Notre Dame (Sept. 11, 2010)
Sacks: 1, three, last at Ohio State (Nov. 24, 2012)
Int.: 1, three times, last at Purdue (Oct. 6, 2012)
FR: 1, 4 times, last at Illinois (Nov. 12, 2011)
PBUs: 1, four times, last at Connecticut (Sept. 21, 2013)

Desmond Morgan

Tackles: 11, twice, last at Ohio State (Nov. 24, 2012)
Solos: 7, vs. Northwestern (Nov. 10, 2012)
Asst: 8, vs. Alabama (Sept. 1, 2012)
TFLs: 2.0, twice, last vs. Akron (Sept. 14, 2013)
Sacks: 1, vs. Ohio State (Nov. 26, 2011)
Int.: 1, at Connecticut (Sept. 21, 2013)
FR: 1, at Michigan State (Oct. 15, 2011)
PBUs: 1, twice, last vs. Akron (Sept. 14, 2013)

Mario Ojemudia

Tackles: 4, three times, last vs. Akron (Sept. 14, 2013)
 Solos: 4, vs. Akron (Sept. 14, 2013)
 Asst: 2, twice, last vs. Notre Dame (Sept. 7, 2013)
 TFLs: 1.0, three times, last vs. Central Michigan (Aug. 31, 2013)
 Sacks: 1, twice, last vs. Central Michigan (Aug. 31, 2013)
 Int: 1, at Nebraska (Oct. 27, 2012)
 FR: 1, vs. Illinois (Oct. 13, 2012)
 PBUs: None

James Ross III

Tackles: 12, vs. Iowa (Nov. 17, 2012)
 Solos: 9, vs. Iowa (Nov. 17, 2012)
 Asst: 4, twice, last vs. Akron (Sept. 14, 2013)
 TFLs: 1, three times, last vs. Akron (Sept. 14, 2013)
 Sacks: 0.5, vs. Alabama (Sept. 12, 2012)
 Int.: None
 FR: None
 PBUs: 1, twice, last vs. Akron (Sept. 14, 2013)

Jake Ryan

Tackles: 11, twice, last vs. Illinois (Oct. 13, 2012)
 Solos: 8, vs. Michigan State (Oct. 20, 2012)
 Asst: 4, four times, last at Minnesota (Nov. 3, 2012)
 TFLs: 4, vs. Virginia Tech (Jan. 3, 2012)
 Sacks: 1.5, vs. Illinois (Oct. 13, 2012)
 Int.: None
 FR: 2, vs. San Diego State (Sept. 24, 2011)
 PBUs: 1, vs. Notre Dame (Sept. 22, 2012)

Raymon Taylor

Tackles: 11, vs. Notre Dame (Sept. 7, 2013)
 Solos: 9, vs. Notre Dame (Sept. 7, 2013)
 Asst: 4, twice, last at Connecticut (Sept. 21, 2013)
 TFLs: 1, vs. Notre Dame (Sept. 7, 2013)
 Sacks: 0.5, at Connecticut (Sept. 21, 2013)
 Int.: 1, three times, last vs. Central Michigan (Aug. 31, 2013)
 FR: 1, vs. Alabama (Sept. 1, 2012)
 PBUs: 1, vs. Illinois (Oct. 13, 2012)

Quinton Washington

Tackles: 5, three times, last at Ohio State (Nov. 24, 2012)
 Solos: 4, vs. Illinois (Oct. 13, 2012)
 Asst: 4, at Ohio State (Nov. 24, 2012)
 TFLs: 1, two times, last vs. South Carolina (Jan. 1, 2013)
 Sacks: 1, vs. South Carolina (Jan. 1, 2013)
 Int: None
 FR: None
 PBUs: None

PUNT RETURNS

Drew Dileo

Returns: 1, four times, last vs. South Carolina (Jan. 1, 2013)
 Yards: 22, at Connecticut (Sept. 21, 2013)
 TDs: None
 Long: 24, at Connecticut (Sept. 21, 2013)

Jeremy Gallon

Returns: 4, twice, last vs. Nebraska (Nov. 19, 2011)
 Yards: 62, at Illinois (Nov. 12, 2011)
 TDs: None
 Long: 32, at Illinois (Nov. 12, 2011)

Dennis Norfleet

Returns: 1, twice, last vs. Illinois (Oct. 13, 2012)
 Yards: 42, vs. Illinois (Oct. 13, 2012)
 TDs: None
 Long: 42, vs. Illinois (Oct. 13, 2012)

KICK RETURNS

Drew Dileo

Returns: 6, at Ohio State (Nov. 27, 2010)
 Yards: 118, at Ohio State (Nov. 27, 2010)
 TDs: None
 Long: 34, vs. Wisconsin (Nov. 20, 2010)

Jeremy Gallon

Returns: 7, vs. Illinois (Nov. 6, 2010)
 Yards: 139, vs. Illinois (Nov. 6, 2010)
 TDs: None
 Long: 47, at Penn State (Oct. 30, 2010)

Dennis Norfleet

Returns: 8, vs. Alabama (Sept. 1, 2012)
 Yards: 177, vs. Alabama (Sept. 1, 2012)
 TDs: None
 Long: 39 vs. Central Michigan (Aug. 31, 2013)

KICKING

Brendan Gibbons

Points: 16, vs. Minnesota (Oct. 1, 2011)
 FG Att.: 4, at Purdue (Oct. 6, 2012)
 FG Made: 3, five times, last at Nebraska (Oct. 27, 2012)
 PATs: 8, twice, last vs. Central Michigan (Aug. 31, 2013)
 Long FG: 52, at Nebraska (Oct. 27, 2012)

Will Hagerup

Punts: 9, at Notre Dame (Sept. 11, 2010)
 Yards: 353, vs. Alabama (Sept. 1, 2012)
 Average: 51.0, vs. Connecticut (Sept. 4, 2010)
 50+: 4, vs. Alabama (Sept. 1, 2012)
 I-20: 3, at Michigan State, Oct. 15, 2011)
 Long: 72, at Purdue (Nov. 13, 2010)

Matt Wile

Punts: 5, twice, last at Connecticut (Sept. 21, 2013)
 Yards: 212, vs. San Diego State (Sept. 24, 2011)
 Average: 49.0, vs. San Diego State (Sept. 24, 2011)
 50+: 2, vs. South Carolina (Jan. 1, 2013)
 I-20: 3, vs. Illinois (Oct. 13, 2012)
 Long: 56, vs. South Carolina (Jan. 1, 2013) 4

2013 BIG TEN FOOTBALL STANDINGS

LEGENDS DIVISION

TEAM	BIG TEN	OVERALL
Iowa	1-0	3-1
Northwestern	0-0	4-0
Michigan	0-0	4-0
Minnesota	0-1	4-1
Nebraska	0-0	3-1
Michigan State	0-0	3-1

LEADERS DIVISION

TEAM	BIG TEN	OVERALL
Ohio State	1-0	5-0
Wisconsin	1-1	3-2
Illinois	0-0	3-1
Penn State	0-0	3-1
Indiana	0-0	2-2
Purdue	0-1	1-4

MICHIGAN STADIUM



Top 5 College Football Stadiums		
School	Stadium	Capacity
Michigan	Michigan	109,901
Penn State	Beaver	106,572
Tennessee	Neyland	102,455
Ohio State	Ohio	102,329
Alabama	Bryant-Denny	101,821

Game	Year	Attendance
Notre Dame	2013	115,109*
Notre Dame	2011	114,804
Ohio State	2011	114,132
Nebraska	2011	113,718
Connecticut	2010	113,090
Michigan State	2010	113,065
Iowa	2010	112,784
Central Michigan	2013	112,618
Air Force	2012	112,522
Wisconsin	2010	112,276

* NCAA single-game record.

The football program is in its 87th season in the "Big House" in 2013, with a 400-120-15 all-time record at Michigan Stadium. The largest college football stadium in the country, it was completed in 1927 at a cost of \$950,000, initially seating 72,000 fans. Michigan won the first game played at Michigan Stadium, defeating Ohio Wesleyan, 33-0, on Oct. 1, 1927. The stadium was officially dedicated on Oct. 22, 1927, with a 21-0 shutout over Ohio State.

Since that inaugural season, the capacity of Michigan Stadium has increased nine times to its present 109,901. The Wolverines have led the nation in attendance 38 times in the past 39 years, and reestablished the NCAA single-game attendance record at 115,109 fans against Notre Dame in the second night game ever in Michigan Stadium in 2013. The previous mark was 114,804 fans against Notre Dame during the first-ever night game at Michigan Stadium in 2011.

Michigan has drawn crowds of 100,000-plus for 247 consecutive games. On football Saturdays in Ann Arbor, Michigan Stadium ranks as the fourth-largest "city" in the state of Michigan.

The Wolverines drew 659,406 fans for their six-game home schedule in 2012. The six-game average of 112,252 broke Michigan's NCAA record of 112,179 fans per contest set during the 2011 season.

Michigan Stadium was the first college-owned football facility with a video scoreboard above both end zones. It was also the first stadium to use electronic scoreboards for official time when, in 1930, two were installed.

CAPACITY: 109,901 -- the largest college-owned structures of its kind designed solely for football -- closer to the playing field with no running track -- no posts or other obstructions.

COMPLETION: 1927 --- at a cost in excess of \$950,000 to seat 72,000 spectators. Capacity raised to 84,401 by addition of temporary wooden bleachers until 1949 when permanent steel stands replaced the wooden bleachers, increasing the capacity to 97,239. Seating capacity then raised to 101,001 in 1956, 101,701 in 1973, 102,501 in 1992 and 107,501 in 1998.

FIRST GAME: October 1, 1927 -- Michigan led by Captain Bennie Oosterbaan, defeated Ohio Wesleyan, 33-0. LaVerne (Kip) Taylor, Michigan end, scored first in the stadium on a 28-yard pass from halfback Louis Gilbert.

DEDICATION GAME: October 22, 1927 -- Michigan defeated Ohio State, 21-0.

REDEDICATION GAME: September 4, 2010 -- Michigan defeated Connecticut, 30-10.

ATTENDANCE: Since 1927 -- 45,510,731 fans have watched the Wolverines play 536 games. Since expansion of the "Big House" in 1998, and the rededication in 2010, the single-game attendance record is 115,109 set against Notre Dame on Sept. 7, 2013. The NCAA season record of 897,431 was set in 2011.

FIELD: 360 x 160 feet -- Installed new FieldTurf in 2010. The original FieldTurf surface was installed in 2003, returning Michigan to an artificial surface for the first time since the 1990 season. Installed Prescription Athletic Turf in 1991, giving Michigan its first natural grass field since 1968. Field was also lowered 3-1/2 feet allowing better sightlines for those seated in the lower rows.

Michigan Stadium Milestone Games

No.	Date	Opponent	Result	Score
1	Oct. 1, 1927	Ohio Wesleyan	W	33-0
50	Nov. 2, 1935	Pennsylvania	W	16-6
100	Sept. 15, 1945	Great Lakes	W	27-2
200	Oct. 14, 1961	Michigan State	L	0-28
250	Oct. 11, 1969	Purdue	W	31-20
300	Sept. 24, 1977	Navy	W	14-7
400	Sept. 11, 1993	Notre Dame	L	23-27
500	Sept. 27, 2008	Wisconsin	W	27-25

Michigan Stadium Milestone Wins

No.	Date	Opponent	Score
1	Oct. 1, 1927	Ohio Wesleyan	33-0
50	Sept. 27, 1941	Michigan State	19-7
100	Oct. 11, 1952	Indiana	28-13
200	Oct. 18, 1975	Northwestern	69-0
250	Oct. 27, 1984	Illinois	26-18
300	Aug. 26, 1995	Virginia	18-17
350	Oct. 25, 2003	Purdue	31-3
400	Sept. 7, 2013	Notre Dame	41-30

University of Michigan Home Stadiums

Stadium	Years	Games	Win	Loss	Tie	Capacity (Yr)
Ann Arbor Sites.....	1883-1892	18	17	1	0	
Regents Field.....	1893-1905	92	87	2	3	400 (1893) 800 (1896)
Ferry Field.....	1906-1926	104	88	14	2	18,000 (1906) 25,000 (1914) 40,000 (1921) 46,000 (1926)
Michigan Stadium.....	1927-2012	536	401	120	15	72,000 (1927) 84,401 (1927) 85,753 (1928) 97,239 (1949) 101,001 (1956) 101,701 (1973) 102,501 (1992) 107,501 (1998) 106,201 (2008) 109,901 (2010)
Total Ann Arbor Record		750	593	137	20	
In Detroit	1879-1901	18	12	5	1	
Total Home Record		768	605	142	21	

100,000-Plus Crowds at Michigan Stadium

The football program has played 247 consecutive home games in front of crowds in excess of 100,000. The last time Michigan did not have 100,000 in attendance in Michigan Stadium was on Oct. 25, 1975 vs. Indiana. A crowd of 93,857 was on hand for the 55-7 Michigan victory.

Since then, Michigan has set numerous NCAA attendance marks and the Wolverines have led the nation for 38 of the past 39 seasons in attendance.

GAME 1:
Michigan vs. Central Michigan
Michigan Stadium
August 31, 2013
112,618

1st ... 2nd ... 3rd ... 4th ... FINAL

Central Michigan . 3 3 0 3 9
 Michigan 14 21 21 3 59

ANN ARBOR, Mich. -- Senior/junior quarterback Devin Gardner accounted for 214 total yards (162 passing, 52 rushing) and three touchdowns in leading the University of Michigan football team (No. 17 AP/No. 17/USA Today) to a resounding 59-9 victory over Central Michigan on Saturday (Aug. 31) at Michigan Stadium. The Wolverines amassed 242 yards rushing and outgained the Chippewas, 463-210, in the season-opening rout.

Three Wolverine players had at least 50 yards rushing and four players had at least 40 yards receiving. Gardner and fifth-year senior running back Fitzgerald Toussaint each had two rushing touchdowns, while junior Thomas Rawls and freshman Derrick Green had one apiece. Fifth-year senior wide receiver Jeremy Gallon was the team's leading receiver, hauling in four passes for 47 yards and one touchdown.

Junior linebacker Desmond Morgan led the defense with seven tackles. Fifth-year senior linebacker Cameron Gordon collected two sacks. The Michigan defense allowed only 12 first downs and forced three turnovers (two fumbles, one interception).

Michigan got on the board first by way of special teams. As the Chippewas punted away their first possession of the game, freshman defensive back Dymonte Thomas burst through the line to block it. The ball was scooped up by fifth-year senior wide receiver Joe Reynolds and returned 29 yards for a touchdown to give U-M an early 7-0 lead.

The Wolverines forced Central Michigan to punt on their second possession but started deep in their own territory. On the second play from scrimmage, Gardner attempted to hit senior wide receiver Drew Dileo on a short out-route but was instead intercepted. In the shadow of their own goal line, the Wolverines held on the first three plays, forcing Central Michigan into a fourth-and-goal from the one-yard line. A delay of game penalty pushed the Chippewas back five yards, forcing them to settle for a 23-yard field goal that cut the score to 7-3 with 9:39 to play in the first quarter.

Gardner made plays with his legs on Michigan's next drive that led to a touchdown. On third-and-four near midfield, he was chased out of the pocket right but found Dileo open over the middle of the field for a 36-yard completion. On the next play, Gardner ran again, using down-field blocks to score on a 22-yard run to put U-M up 14-3 with 7:26 to play in the first quarter.

After another Central Michigan punt, the Wolverines scored again, set up by a 38-yard reverse from sophomore wide receiver Dennis Norfleet. Gardner was 4-for-5 for 40 yards on the drive, which was capped with a one-yard

touchdown run by Toussaint, making the score 21-3 in the early moments of the second quarter.


Central Michigan converted Gardner's second interception into three points to make the score 21-6. He responded on the team's next possession, however, engineering an 11-play, 76-yard drive that ended in a 16-yard touchdown pass to Gallon to make the score 28-6 with 2:04 to play in the first half.

The Wolverines tacked on another TD before halftime, as junior defensive back Raymon Taylor intercepted Central Michigan quarterback Alex Niznak and returned it 51 yards to set up the score. With 28 seconds left, Gardner scampered four yards for a touchdown, and the Wolverines led 35-6 heading into the locker room at halftime.

Michigan continued to score in the second half, as Toussaint ran it in from one yard out for his second score of the game to increase the lead to 42-6. The drive was set up off a 45-yard pass from Gardner to Reynolds that went down to the one-yard line. On the next offensive possession, Green and fellow true freshman De'Veon Smith combined for 55 yards on 10 carries, including a one-yard touchdown run by Green, making the score 49-6 with 4:55 left to play in the third quarter.

Freshman quarterback Shane Morris made his collegiate debut near the end of the third quarter, taking Michigan down the field for another touchdown. Rawls finished the drive with a five-yard touchdown run to increase the lead to 56-6 with one second left in the third quarter.

The teams traded field goals to start the fourth quarter. The Chippewas converted on a 33-yard attempt to make the score 56-9. On the next drive, Morris threw an interception, but the Michigan defense got it right back on a fumble recovery. Freshman defensive back Channing Stribling forced it, and junior defensive back Delonte Hollowell recovered, leading to a 30-yard field goal by fifth-year senior Brendan Gibbons, putting the score at 59-9 with 6:59 to play in the game.



SCORING SUMMARY

First Quarter

MICH: REYNOLDS, J. 30 yd blocked punt return (GIBBONS, B. kick)
 CMU: GOLUZZI, R. 23 yd field goal
 MICH: GARDNER, D. 22 yd run (GIBBONS, B. kick)

Second Quarter

MICH: TOUSSAINT, F. 1 yd run (GIBBONS, B. kick)
 CMU: COLUZZI, R. 27 yd field goal
 MICH: GALLON, J. 16 yd reception (GIBBONS, B. kick)
 MICH: GARDNER, D. 4 yd run (GIBBONS, B. kick)

Third Quarter

MICH: TOUSSAINT, F. 2 yd run (GIBBONS, B. kick)
 MICH: GREEN, D. 1 yd run (GIBBONS, B. kick)
 MICH: RAWLS, T. 5 yd run (GIBBONS, B. kick)

Fourth Quarter

CMU: COLUZZI, R. 33 yd field goal
 MICH: GIBBONS, B. 30 yd field goal

TEAM STATISTICS

Category	U-M	CMU
FIRST DOWNS	22	12
RUSHES-YARDS (NET)	47-242	29-66
PASSING YDS (NET)	221	144
Passes Att-Comp-Int	14-21-3	13-28-1
TOTAL OFFENSE	463	210
Fumble Returns-Yards	0-0	0-0
Punt Returns-Yards	4-40	0-0
Kickoff Returns-Yards	4-106	5-108
Interceptions-Yards	1-54	3-43
Punts (Number-Avg)	1-51.0	7-39.6
Fumbles-Lost	1-0	2-1
Penalties-Yards	7-55	8-74
Possession Time	34:16	25:44
Third-Down Conv.	10-of-15	4-of-14
Fourth-Down Conv.	2-of-2	0-of-0
Red-Zone	7-of-7	3-of-3

INDIVIDUAL STATISTICS

RUSHING: CMU - LAVALLI, S. 10-52; GARLAND, A. 4-16; TIPTON, Z. 4-10. **MICH** - GREEN, D. 11-58; TOUSSAINT, F. 14-57; GARDNER, D. 7-52; NORFLEET, D. 1-38; SMITH, D. 7-12; RAWLS, T. 3-12; JOHNSON, D. 2-9; HAYES, J. 1-7.

PASSING: CMU - NIZNAK, A. 11-21-1-131; KATER, C. 2-6-0-13. **MICH** - GARDNER, D. 10-15-2-162; 4-6-1-59.

RECEIVING: CMU - FLORY, A. 4-79; DAVIS, T. 2-28; BUTLER, D. 2-8; WILLIAMS, C. 1-17; WALKER, M. 1-8; CHAPMAN, W. 1-7; MCCORD, B. 1-1. **MICH** - GALLON, J. 4-47; FUNCHESS, D. 2-47; DILEO, D. 2-43; NORFLEET, D. 2-15; REYNOLDS, J. 1-45; JACKSON, J. 1-17; BUTT, J. 1-8.

GAME 2:
Michigan vs. Notre Dame
Michigan Stadium
September 7, 2013
115,109

1st ...2nd ... 3rd 4th ...FINAL

Notre Dame 767 1030
 Michigan..... 10 177 7 41

ANN ARBOR, Mich. -- Senior/junior quarterback Devin Gardner accounted for 376 yards of total offense and five touchdowns, while fifth-year senior wide receiver Jeremy Gallon set career highs in both receiving yards (184) and touchdowns (three) to guide the No. 17-ranked University of Michigan football team to a 41-30 victory over No. 14 Notre Dame on Saturday (Sept. 7) in the second-ever night game at Michigan Stadium. The win is the program's 400th at the Big House.

Right before kickoff, Gardner was awarded the No. 98 jersey, the number designated to newly minted Michigan Football Legend Tom Harmon. The U-M quarterback is the first player to wear that number since Harmon in 1940, a span of 73 years. Officially, Gardner went 21-of-33 for 294 yards and four touchdowns through the air, adding 13 rushes for 82 yards and one touchdown. Michigan fifth-year senior running back Fitzgerald Toussaint carried the ball 22 times for 71 yards.

Shining under the lights defensively, junior cornerback Raymon Taylor led the team with 11 tackles, while junior/sophomore cornerback Blake Countess had six tackles and two interceptions.

With Michigan clinging to a four-point lead late in the fourth quarter, Gardner orchestrated a 10-play, 75-yard drive that ended with a four-yard touchdown pass to senior wide receiver Drew Dileo, putting the Wolverines back ahead by two scores at 41-30 with 4:18 to play. The drive was kept alive by two defensive pass interference calls against the Notre Dame secondary, both of which came on third downs.

After a penalty on the ensuing kickoff allowed Notre Dame to start at the 35-yard line, the Fighting Irish marched all the way to the Michigan six-yard line with less than two minutes to play. Notre Dame quarterback Tommy Rees fired a pass into the end zone that was initially deflected by Taylor. The ball hung in the air until Countess pulled it down for the interception.

The Michigan defense was stout on the opening drive of the game, forcing Notre Dame into a three-and-out. The Wolverines took over on their own 32-yard line and marched 41 yards in 10 plays, getting points on a successful 44-yard field goal attempt by fifth-year senior Brendan Gibbons -- his 15th consecutive made field goal, a new school record.

Michigan took possession after the defense forced another three-and-out. Back-to-back runs from Toussaint netted 16 total yards on the drive's first two plays. On the third, Gardner found Gallon wide open, and as Fighting Irish defenders converged to make the tackle, the Wolverines wideout slipped

away and ran straight to the end zone to complete a 61-yard touchdown reception with 5:35 left in the first quarter. Gibbons tacked on the extra point to make it 10-0 early.

However, Notre Dame tied up the score. First, on a third-and-goal from four-yard line, Rees found TJ Jones in the back of the end zone after it went through the hands of George Atkinson III, the intended receiver. On the second possession, kicker Kyle Brindza tacked on a 44-yard field goal with 14:05 left in the first half.

Gardner then engineered a 12-play, 75-yard drive to put the Maize and Blue back up a touchdown. On a third-and-goal from the 14-yard line, Gardner threw into the end zone, but pass interference was called on Notre Dame, giving Michigan an automatic first down at the two-yard line. On the next play, Gardner kept it on the option, running it in to put the score at 17-10 after the extra point.

The two teams traded field goals on each of their next possessions. Brindza initially cut the lead to 17-13 after a successful 24-yard field goal attempt, but Gibbons matched it, connecting from 38 yards out.

On the ensuing Notre Dame drive, Rees was flushed out of the pocket left on second down and threw an interception to Countess, who returned it 30 yards all the way to the Notre Dame 23-yard line, setting the Michigan offense up with its best starting field position of the day. Four plays later, Gardner found Gallon in the front of the end zone on a comeback route for the 12-yard touchdown, increasing the advantage to 24-10 heading into halftime.

Michigan punted on its first possession to start the third quarter, before Rees took the Fighting Irish down the field in a 12-play, 90-yard drive, finishing with a 20-yard touchdown pass to Troy Niklas, bringing the score to 27-20.

The Wolverines got it back on the next drive, however, with the Gardner-to-Gallon combo playing a big part once again. After Gardner scrambled for a first down on a third-and-eight, he hooked up with Gallon for a 41-yard gain over the middle to set Michigan up at the Notre Dame 25-yard line. Three plays later, the duo connected again, this time for a 13-yard touchdown to put the score back at two touchdowns (34-20) with 1:54 left in the third quarter.

The Fighting Irish drove down the field on the next possession, but the Michigan defense turned them away, stopping a fourth-and-four from the Michigan 17-yard line. Soon after, Gardner was chased into his own end zone and threw up a pass attempt that was intercepted by Fighting Irish defensive end Stephon Tuitt for a touchdown. After Michigan challenged the ruling, the call was confirmed, putting the score at 34-27 with 12:06 to play in the game.

With 9:15 to play, Brindza added another field goal, this time from 40 yards, cutting the lead to four at 34-30.



SCORING SUMMARY

First Quarter
 MICH: GIBBONS, B. 44 yd field goal
 MICH: GALLON, J. 61 yd reception (GIBBONS, B. kick)
 ND: JONES, T. 4 yd reception (BRINDZA kick)

Second Quarter
 ND: BRINDZA 44 yd field goal
 MICH: GARDNER, D. 2 yd run
 ND: BRINDZA 24 yd field goal
 MICH: GIBBONS, B. 38 yd field goal
 MICH: GALLON, J. 12 yd reception (GIBBONS, B. kick)

Third Quarter
 ND: NIKLAS 20 yd reception ((BRINDZA kick)
 MICH: GALLON, J. 13 yd reception (GIBBONS, B. kick)

Fourth Quarter
 ND: TUITT 0 yd interception return (BRINDZA kick)
 ND: BRINDZA 40 yd field goal
 MICH: DILEO, D. 4 yd reception (GIBBONS, B. kick)

TEAM STATISTICS

Category	U-M	ND
FIRST DOWNS	25	23
RUSHES-YARDS (NET)	39-166	19-96
PASSING YDS (NET)	294	312
Passes Att-Comp-Int	21-33-1	29-53-2
TOTAL OFFENSE	460	410
Fumble Returns-Yards	0-0	0-0
Punt Returns-Yards	1-0	1-18
Kickoff Returns-Yard	8-484	7-449
Interceptions-Yards	2-30	1-0
Punts (Number-Avg)	3-31.3	2-40.0
Fumbles-Lost	1-0	0-0
Penalties-Yards	6-50	4-33
Possession Time	34:04	25:56
Third-Down Conv.	6-of-12	8-of-15
Fourth-Down Conv.	0-of-0	0-of-2
Red-Zone	4-of-4	3-of-5

INDIVIDUAL STATISTICS

RUSHING: ND - CARLISLE 12-64; ATKINSON, G. 5-37; MCDANIEL 1-4. **MICH** - GARDNER, D. 13-82; TOUSSAINT, F. 22-71; GALLON, J. 1-14; NOR-FLEET, D. 1-1.

PASSING: ND - REES 29-51-2; TEAM 0-1-0. **MICH** - GARDNER, D. 21-33-1.

RECEIVING: ND - JONES 9-94; NIKLAS 6-76; DANIELS 6-63; BROWN, 3-28; CARLISLE 2-9; ATKINSON 1-16; PROSISE 1-16; ROBINSON 1-12. **MICH** - GALLON, J. 8-184; FUNCHESS, D. 3-19; DILEO, D. 3-18; BUTT, J. 2-17; JACKSON, J. - 2-13; TOUSSAINT, F. 1-31; REYNOLDS, J. 1-10; NOR-FLEET, D. 1-2.

GAME 3:
Michigan vs. Akron
Michigan Stadium
September 14, 2013
107,120

	1st ...2nd ...3rd4th ...FINAL
Akron	307 1424
Michigan.....	70 14..... 728

ANN ARBOR, Mich. -- The No. 11-ranked University of Michigan football team used a goal-line stand as time expired to hang on for a 28-24 win over Akron on Saturday, Sept. 14, in front of 107,120 at Michigan Stadium.

Senior/junior quarterback Devin Gardner went 16-for-30 with 248 yards and two touchdowns passing and accounted for 103 yards rushing with one touchdown. Fifth-year senior running back Fitzgerald Toussaint rushed for 71 yards and one touchdown, with fifth-year senior wide receiver Jeremy Gallon catching six passes for 66 yards and sophomore tight end Devin Funchess grabbing two passes for 65 yards and a touchdown.

On the defensive side of the ball, sophomore linebacker James Ross III led the way with 10 tackles, including one for a loss. Meanwhile, sophomore safety Jarrod Wilson and sophomore defensive back Blake Countess each recorded an interception.

Michigan wasted no time getting on the board, scoring on its sixth play of the day when Gardner found Funchess for a 48-yard touchdown with 10:29 remaining in the first quarter for a 7-0 lead.

Akron came up empty on its next offensive series but forced the Maize and Blue into a short punt of 21 yards on its next possession to start at U-M's 31-yard line. With the short field, the Zips cut the Wolverine lead to four, 7-3, on a 45-yard field goal from Robert Stein with 2:59 showing on the clock in the first quarter.

Following the exchange of scores, neither team put another point on the board for the rest of the half. Michigan turned the ball over three times and missed on a 45-yard field goal, with Akron turning the ball over once and missing on 45- and 55-yard field goals to give U-M a 7-3 lead at the break.

Starting at its own 27-yard line to start the second half, Michigan went three-and-out. After the 54-yard punt, Akron began its first possession of the second half at its own 25-yard line. The Zips orchestrated a 10-play drive, culminating in a Kyle Pohl 28-yard touchdown pass to Zach D'Orazio. Following the successful PAT from Robert Stein, Akron took a 10-7 lead with 9:56 to go in the third.

After having his first run of the drive called back for a holding penalty, Toussaint ripped off a 24-yard run from U-M's 36-yard line to jumpstart Michigan's second offensive series of the half. Following Toussaint's four-yard rush on the next play, Gardner scampered 36 yards for Michigan's second touchdown of the afternoon. With the good PAT from fifth-year senior Brendan Gibbons (West Palm Beach, Fla./Cardinal Newman), Michigan regained the lead, 14-10, with 8:13 remaining in the third.

The Wolverines forced an Akron punt on the ensuing possession, taking over at its own 15-yard line with 7:14 to go in the quarter. After Gardner fumbled and recovered on the first play of the drive for a loss of six yards, he took off for a 35-yard gain on the next play to advance to the 46-yard line. Five plays later, Gardner found sophomore/freshman wide receiver Jehu Chesson (St. Louis, Mo./Ladue Horton Watkins) for a 33-yard touchdown to increase Michigan's lead to 21-10 with 3:23 left in the third. Chesson's first career catch and TD.

Akron responded with its third interception of Gardner on the day to start the fourth quarter, with Justin March picking off Gardner and returning it 27 yards to the end zone just 14 seconds into the quarter. After converting the point after, Akron trimmed the Michigan lead to four points, 21-17.

With the Zips threatening to score on Michigan's two-yard line, Wilson picked off Pohl's pass in the end zone. U-M came up empty on its next possession, with Akron taking over at its 33-yard line. The Zips strung together an 11-play, 67-yard scoring drive to take a 24-21 lead with 4:10 remaining. After having a 40-yard pass originally ruled a touchdown overturned, Akron cashed in on third down from the one-yard line for the three-point advantage.

After his first pass of the drive was batted down on the next Michigan possession, Gardner took off on a 35-yard run to enter Akron territory. The Wolverines then took advantage of pass interference by Akron in the end zone, moving to the two-yard line. Toussaint then punched it in on first down, putting Michigan on top, 28-24, with 2:49 remaining.

Akron marched down the field on its final possession of the game, using three big plays to reach the Michigan one-yard line with 15 seconds left. Passes of 24 and 21 yards coupled with a rush of 19 yards set the Zips up a yard away from the end zone. A pitch to the right was unsuccessful on first down, leaving Akron with three yards and five seconds to score. Junior linebacker Brennen Beyer broke through the line untouched to rush Pohl, whose pass fell incomplete in the end zone as time expired.



SCORING SUMMARY

First Quarter
 MICH: FUNCHESS, D. 48-yd reception (GIBBONS, B. kick)
 AKRON: STEIN, R. 45-yd field goal

Third Quarter
 AKRON: D'ORAZIO, Z. 28-yd reception (STEIN, R. kick)
 MICH: GARDNER, D. 36-yd run (GIBBONS, B. kick)
 MICH: CHESSON, J. 33-yd receptions (GIBBONS, B. kick)

Fourth Quarter
 AKRON: MARCH, J. 27-yd INT return (STEIN, R. kick)
 AKRON: GOODMAN, T. 1-yd receptions (STEIN, R. kick)
 MICH: TOUSSAINT, F. 2-yd run (GIBBONS, B. kick)

TEAM STATISTICS

Category	U-M	Akron
FIRST DOWNS	19	21
RUSHES-YARDS (NET)	177	107
PASSING YDS (NET)	248	311
Passes Att-Comp-Int	16-30-3	25-49-2
TOTAL OFFENSE	425	418
Fumble Returns-Yards	0-0	0-0
Punt Returns-Yards	1-9	2-9
Kickoff Returns-Yard	4-64	3-61
Interceptions-Yards	2-47	3-53
Punts (Number-Avg)	4-33.0	5-44.4
Fumbles-Lost	2-1	0-0
Penalties-Yards	5-45	5-38
Possession Time	26:44	33:16
Third-Down Conv.	3-of-10	9-of-18
Fourth-Down Conv.	0-of-0	0-of-1
Red-Zone	1-of-3	1-of-3

INDIVIDUAL STATISTICS

RUSHING: AKRON - CHISHOLM, J. 15-58; HUNDLEY, C. 9-38; POHL, K 3-11, BRODERICK, A. 1-3; JONES, D.J. 1-2. MICH: GARDNER, D. 10-103; TOUSSAINT, F. 19-71; GREEN, D. 1-3; CHESSON, J. 1-2.

PASSING: AKRON - POHL, K. 25-49-2. MICH: GARDNER, D. 16-30-3.

RECEIVING: AKRON: D'ORAZIO, Z. 6-97; SMITH, L.T. 5-125; PRATT, A. 3-24; CHISOHLM, J. 3-16; GOODMAN, T. 3-16; FRIESON, D. 2-1; DILLARD, J. 1-24; TRAYLOR-BENN, M. 1-5; HUNDLEY, C. 1-3. MICH: GALLON, J. 6-66; FUNCHESS, D. 2-65; BUTT, J. 2-27; NORFLEET, D. 2-20; CHESSON, J. 1-33; TOUSSAINT, F. 1-27; HOUMA, S. 1-9; REYNOLDS, J. 1-1.

GAME 4:
Michigan at Connecticut
Rentschler Field
September 21, 2013
42,704

	1st	2nd	3rd	4th	FINAL
Michigan.....	7	0	7	10	24
Connecticut.....	0	14	7	0	21

East Hartford, Conn. -- The University of Michigan football team (No. 15 AP, No. 14 USA Today) came away with a 24-21 victory at Connecticut on Saturday, Sept. 21, overcoming a two-touchdown deficit with 17 unanswered points -- punctuated with a 21-yard field goal from senior kicker Brendan Gibbons with 4:36 to play -- in front of a record-breaking crowd at Rentschler Field.

Fifth-year senior running back Fitzgerald Toussaint scored two second-half touchdowns and rushed for 120 yards, marking the sixth time in his career he eclipsed 100 yards on the ground. U-M's rushing attack combined to compile nearly 200 yards and three scores, with senior/junior quarterback Devin Gardner contributing 64 yards and one touchdown.

On defense, junior linebacker Desmond Morgan came up with a leaping, one-handed interception and long return in the fourth that set up the second of Toussaint's two touchdowns. The Michigan front seven frequently found its way into the Connecticut backfield, led by junior defensive end Frank Clark, who recorded two of Michigan's season-best four sacks.

The Wolverines opened the scoring towards the end of the first quarter when a defensive pass interference call set up a third-down 17-yard touchdown run by Gardner. The U-M offense faced four third downs during the drive.

Connecticut followed up with a three-and-out and amassed just one first down in the first quarter.

After another UConn three-and-out and three straight U-M drives that ended with punts, the Huskies broke through when tight end Spencer Parker reeled in an 11-yard throw over the middle from quarterback Chandler Whitmer to draw the game even at seven apiece.

On Michigan's next possession, Gardner threw his second interception of the evening, but the Wolverine defense held strong. However, the resulting punt bounced off a U-M player and was recovered by Connecticut just nine yards from the Michigan end zone. Two plays later, Whitmer connected with running back Lyle McCombs for a seven-yard score, and the Huskies entered halftime up, 14-7.

Michigan received the ball to begin the second half, but on a quarterback sneak attempt on third-and-short, Gardner fumbled and Connecticut safety Ty-Meer Brown picked it up and ran 35 yards into the end zone to give the Huskies a two-touchdown lead.

The two sides traded short drives, before the U-M offense found its rhythm when Toussaint took a pitch from Gardner for a 35-yard touchdown, turning it into a one-score contest.

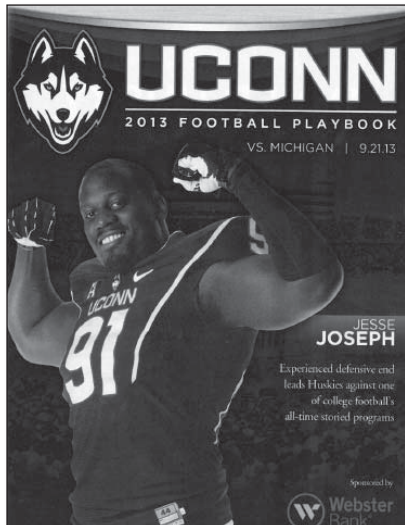
The home side responded by driving deep into Michigan territory, but a key sack by junior cornerback Raymon Taylor forced a long field goal attempt. The Huskies' kicker Chad Christen followed by hooking his 46-yard try wide left.

Following the miss, Michigan marched from its own 29-yard line deep into Connecticut territory, but a Gardner dash on fourth down came up just short.

On Connecticut's first possession in the fourth quarter, Morgan jumped and snared a throw across the middle from Whitner and returned it to the 12-yard line. On the following play, Toussaint got to the outside and into the end zone to tie the game at 21-all with 10 minutes remaining.

After another three-and-out by the Connecticut offense, senior wide receiver Drew Dileo's 24-yard punt return helped set up a 21-yard chip shot from Gibbons, who has converted 17 of his last 18 attempts, with 4:36 to go.

The Huskies had one last drive but were stymied, highlighted by Clark's second sack on the night.



SCORING SUMMARY

First Quarter
 MICH: GARDNER, D. 17-yd run (GIBBONS, B. kick)

Second Quarter
 UCONN: PARKER, S. 11-yd reception (CHRISTEN, C. kick)
 UCONN: MCCOMBS, L. 7-yd reception (CHRISTEN, C. kick)

Third Quarter
 UCONN: BROWN, T. 34-yd fumble recovery (CHRISTEN, C. kick)
 MICH: TOUSSAINT, F. 35-yd run (GIBBONS, B. kick)

Fourth Quarter
 MICH: TOUSSAINT, F. 12-yd run (GIBBONS, B. kick)
 MICH: GIBBONS, B. 21-yd field goal

TEAM STATISTICS

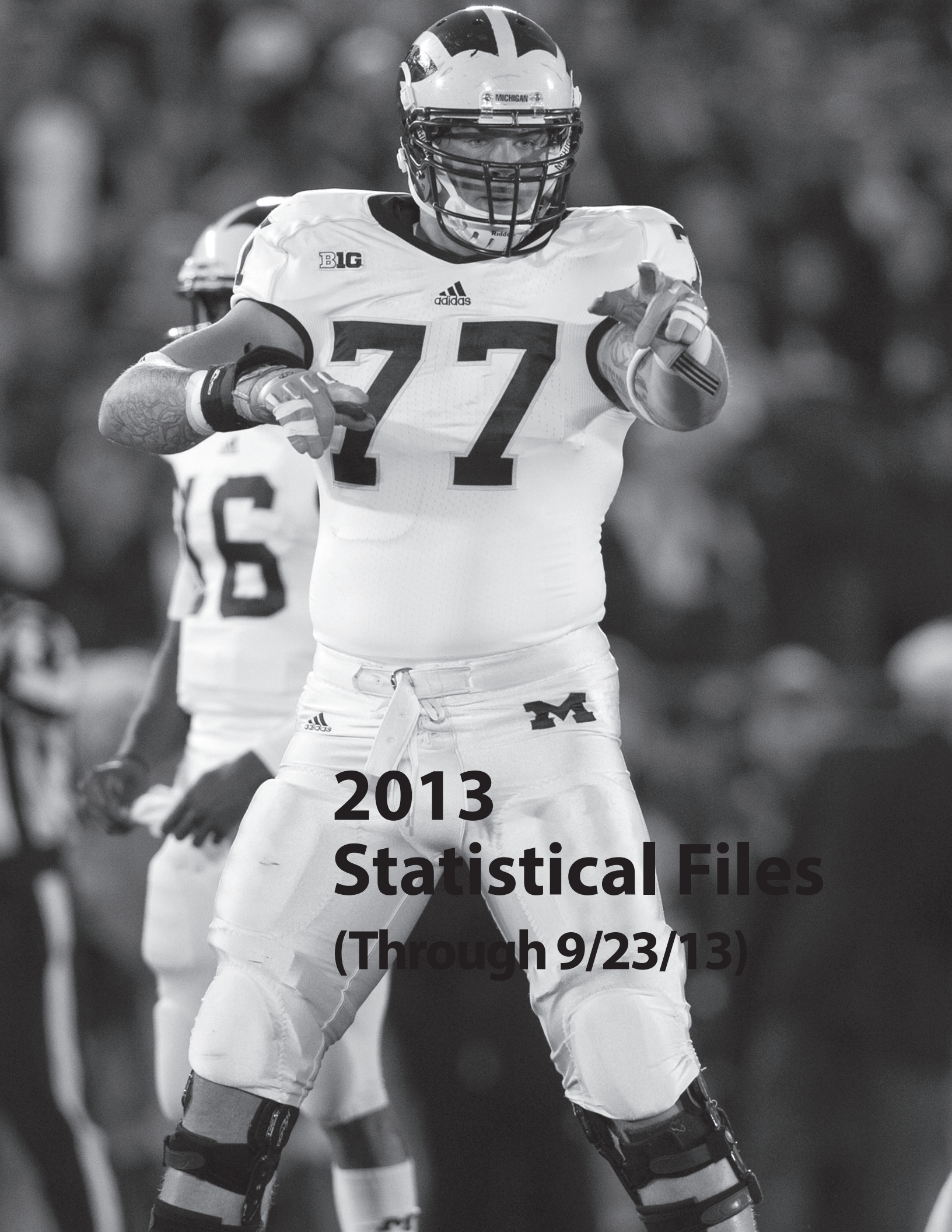
Category	U-M	UConn
FIRST DOWNS	19	12
RUSHES-YARDS (NET)	192	47
PASSING YDS (NET)	97	159
Passes Att-Comp-Int	11-23-2	16-32-1
TOTAL OFFENSE	289	206
Fumble Returns-Yards	0-0	1-34
Punt Returns-Yards	4-22	5-20
Kickoff Returns-Yard	2-45	0-0
Interceptions-Yards	1-29	2-0
Punts (Number-Avg)	5-42.4	8-38.1
Fumbles-Lost	4-2	2-0
Penalties-Yards	5-45	6-70
Possession Time	35:47	24:13
Third-Down Conv.	7-of-17	1-of-11
Fourth-Down Conv.	0-of-1	0-of-1
Red-Zone	3-of-3	2-of-2

INDIVIDUAL STATISTICS

RUSHING: MICH - TOUSSAINT, F. 24-120; GARDNER, D. 19-64; NORFLEET, D. 2-14. **UConn** - MCCOMBS, L. 8-38; DELORENZO, M. 6-23; FOX, D. 2-16; HYPOLITE, M. 1-7.

PASSING: MICH - GARDNER, D. 11-23-2. **UConn** WHITMER, C. - 16-31-1.

RECEIVING: MICH - GALLON, J. 4-31; CHESSON, J. 2-23; TOUSSAINT, F. 2-7; DILEO, D. 1-13; BUTT, J. 1-9. **UConn** - FOX, D. 5-60; DAVIS, G. 4-52; MCCOMBS, L. 3-3; MCQUILLAN, S. 2-27; PARKER, S. 2-17.



**2013
Statistical Files
(Through 9/23/13)**

2013 Michigan Football
Michigan Game Results (as of Sep 24, 2013)
All games

Date	Opponent		Score	Overall	Conference	Time	Attend
Aug 31, 2013	CENTRAL MICHIGAN	W	59-9	1-0	0-0	3:10	112618
Sep 07, 2013	NOTRE DAME	W	41-30	2-0	0-0	3:30	115109
Sep 14, 2013	AKRON	W	28-24	3-0	0-0	3:19	107120
Sep 21, 2013	at UConn	W	24-21	4-0	0-0	3:16	42704

2013 MICHIGAN WOLVERINES GAME-BY-GAME OFFENSE

OPP	---1ST DOWNS---				DOWN CONV.		NET OFF		---RUSHING---			-----PASSING-----					-----TDs-----			FGs	FUM	PEN	PUNTS	
	T	R	P	P	3RD	4TH	TOT	PL	TOT	ATT	AVG	NET	SA-YDS	ATT-COMP	TD	IN	R	P	Rt	M-A	No-Ls	No-Yds	No-Avg	TOP
CMU	22	9	11	2	10/15	2/2	463	68	242	47	5.1	221	1- 3	21-14	1	3	6	1	1	1-1	1-0	7-55	1-51.0	34:16
ND	25	11	11	3	6/12	0/0	460	72	166	39	4.3	294	1- 8	33-21	4	1	1	4	0	2-2	1-0	6-50	3-31.3	34:04
AKRON	19	8	10	1	3/10	0/0	425	62	177	32	5.5	248	1-10	30-16	2	3	2	2	0	0-1	2-1	5-45	4-33.0	26:44
AT CONN	19	11	6	2	7/17	0/1	289	72	192	49	3.9	97	3-24	23-11	0	2	3	0	0	1-1	4-2	5-45	5-42.4	35:47
MINN																								
AT PSU																								
IND																								
AT MSU																								
NEB																								
AT NW																								
AT IOWA																								
OSU																								
TOTAL	85	39	38	8	26/54	2/3	1637	274	777	167	4.7	860	6-45	107-62	7	9	12	7	1	4-5	8-3	23-195	13-37.6	32:43

2013 MICHIGAN WOLVERINES GAME-BY-GAME DEFENSE

OPP	---1ST DOWNS---				DOWN CONV.		NET OFF		---RUSHING---			-----PASSING-----					-----TDs-----			FGs	FUM	PEN	PUNTS	
	T	R	P	P	3RD	4TH	TOT	PL	TOT	ATT	AVG	NET	SA-YDS	ATT-COMP	TD	IN	R	P	Rt	M-A	No-Ls	No-Yds	No-Avg	TOP
CMU	12	5	6	1	4/14	0/0	210	57	66	29	2.3	144	4-22	28-13	0	1	0	0	0	3-3	2-1	8-74	7-39.6	25:44
ND	23	7	16	0	8/15	0/2	410	72	96	19	5.1	314	1- 9	53-29	2	2	0	2	1	3-3	0-0	4-33	2-40.0	25:56
AKRON	21	6	14	1	9/18	0/1	418	79	107	30	3.6	311	0- 0	49-25	2	2	0	2	1	1-3	0-0	5-38	5-44.4	33:16
AT CONN	12	5	7	0	1/11	0/1	206	57	47	25	1.9	159	4-31	32-16	2	1	0	2	1	0-1	2-0	6-70	8-38.1	24:13
MINN																								
AT PSU																								
IND																								
AT MSU																								
NEB																								
AT NW																								
AT IOWA																								
OSU																								
TOTAL	68	23	43	2	22/58	0/4	1244	265	316	103	3.1	928	9-62	162-83	6	6	0	6	3	7-10	4-1	23-215	22-40.2	27:17

2013 Michigan Football
Michigan Overall Team Statistics (as of Sep 24, 2013)
All games

Team Statistics	MICH	OPP
SCORING	152	84
Points Per Game	38.0	21.0
FIRST DOWNS	85	68
Rushing	39	23
Passing	38	43
Penalty	8	2
RUSHING YARDAGE	777	316
Yards gained rushing	912	405
Yards lost rushing	135	89
Rushing Attempts	167	103
Average Per Rush	4.7	3.1
Average Per Game	194.2	79.0
TDs Rushing	12	0
PASSING YARDAGE	860	928
Comp-Att-Int	62-107-9	83-162-6
Average Per Pass	8.0	5.7
Average Per Catch	13.9	11.2
Average Per Game	215.0	232.0
TDs Passing	7	6
TOTAL OFFENSE	1637	1244
Total Plays	274	265
Average Per Play	6.0	4.7
Average Per Game	409.2	311.0
KICK RETURNS: #-Yards	13-293	10-245
PUNT RETURNS: #-Yards	10-71	8-47
INT RETURNS: #-Yards	6-160	9-96
KICK RETURN AVERAGE	22.5	24.5
PUNT RETURN AVERAGE	7.1	5.9
INT RETURN AVERAGE	26.7	10.7
FUMBLES-LOST	8-3	4-1
PENALTIES-Yards	23-195	23-215
Average Per Game	48.8	53.8
PUNTS-Yards	13-489	22-884
Average Per Punt	37.6	40.2
Net punt average	34.0	36.0
KICKOFFS-Yards	28-1749	20-1214
Average Per Kick	62.5	60.7
Net kick average	46.5	37.3
TIME OF POSSESSION/Game	32:43	27:17
3RD-DOWN Conversions	26/54	22/58
3rd-Down Pct	48%	38%
4TH-DOWN Conversions	2/3	0/4
4th-Down Pct	67%	0%
SACKS BY-Yards	9-62	6-45
MISC YARDS	0	0
TOUCHDOWNS SCORED	20	9
FIELD GOALS-ATTEMPTS	4-5	7-10
ON-SIDE KICKS	0-0	0-0
RED-ZONE SCORES	(15-17) 88%	(9-13) 69%
RED-ZONE TOUCHDOWNS	(13-17) 76%	(5-13) 38%
PAT-ATTEMPTS	(20-20) 100%	(9-9) 100%
ATTENDANCE	334847	42704
Games/Avg Per Game	3/111616	1/42704
Neutral Site Games		0/0

Score by Quarters	1st	2nd	3rd	4th	OT	Total
Michigan	38	38	49	27	0	152
Opponents	13	23	21	27	0	84

2013 Michigan Football
Michigan Individual Season/Career Statistics (as of Sep 24, 2013)
All games

	SEASON									CAREER								
Rushing	gp	att	gain	loss	net	avg	td	lg	avg/g	gp	att	gain	loss	net	avg	td	lg	avg/g
Toussaint, F.	4	79	354	35	319	4.0	5	35	79.8	32	404	2087	126	1961	4.9	20	65	61.3
Gardner, Devin	4	49	385	84	301	6.1	5	36	75.2	29	128	704	228	476	3.7	14	36	16.4
Green, Derrick	4	13	61	1	60	4.6	1	30	15.0	4	13	61	1	60	4.6	1	30	15.0
Norfleet, D.	4	4	53	0	53	13.2	0	38	13.2	17	6	67	1	66	11.0	0	38	3.9
Gallon, Jeremy	4	1	14	0	14	14.0	0	14	3.5	42	15	107	0	107	7.1	0	14	2.5
Rawls, Thomas	4	3	14	2	12	4.0	1	9	3.0	22	73	340	7	333	4.6	5	63	15.1
Smith, De'Veon	4	7	13	1	12	1.7	0	4	3.0	4	7	13	1	12	1.7	0	4	3.0
Johnson, Drake	1	2	9	0	9	4.5	0	7	9.0	1	2	9	0	9	4.5	0	7	9.0
Hayes, Justice	3	1	7	0	7	7.0	0	7	2.3	9	19	99	9	90	4.7	1	24	10.0
Chesson, Jehu	4	2	2	1	1	0.5	0	2	0.2	4	2	2	1	1	0.5	0	2	0.2
Morris, Shane	2	1	0	3	-3	-3.0	0	0	-1.5	2	1	0	3	-3	-3.0	0	0	-1.5
TEAM	3	5	0	8	-8	-1.6	0	0	-2.7									
Total	4	167	912	135	777	4.7	12	38	194.2									
Opponents	4	103	405	89	316	3.1	0	19	79.0									
Passing	gp	effic	comp-att-int	pct	yds	td	lg	avg/g	gp	effic	comp-att-int	pct	yds	td	lg	avg/g		
Gardner, Devin	4	131.07	58-101-8	57.4	801	7	61	200.2	29	146.39	151-260-14	58.1	2281	20	75	78.7		
Morris, Shane	2	115.93	4-6-1	66.7	59	0	36	29.5	2	115.93	4-6-1	66.7	59	0	36	29.5		
Total	4	130.22	62-107-9	57.9	860	7	61	215.0										
Opponents	4	104.17	83-162-6	51.2	928	6	43	232.0										
Receiving	gp	no.	yds	avg	td	lg	avg/g	gp	no.	yds	avg	td	lg	avg/g				
Gallon, Jeremy	4	22	328	14.9	4	61	82.0	42	106	1659	15.7	12	71	39.5				
Funchess, Devin	4	8	145	18.1	1	48	36.2	17	23	379	16.5	6	48	22.3				
Dileo, Drew	4	6	74	12.3	1	36	18.5	36	36	529	14.7	5	66	14.7				
Butt, Jake	4	6	61	10.2	0	14	15.2	4	6	61	10.2	0	14	15.2				
Toussaint, F.	4	5	64	12.8	0	31	16.0	32	18	159	8.8	2	31	5.0				
Norfleet, D.	4	5	37	7.4	0	15	9.2	17	5	37	7.4	0	15	2.2				
Chesson, Jehu	4	3	56	18.7	1	33	14.0	4	3	56	18.7	1	33	14.0				
Reynolds, Joe	4	3	56	18.7	0	45	14.0	21	6	78	13.0	0	45	3.7				
Jackson, Jeremy	4	3	30	10.0	0	17	7.5	40	14	152	10.9	0	22	3.8				
Houma, Sione	4	1	9	9.0	0	9	2.2	17	1	9	9.0	0	9	0.5				
Total	4	62	860	13.9	7	61	215.0											
Opponents	4	83	928	11.2	6	43	232.0											
Total Offense	g	plays	rush	pass	total	avg/g	g	plays	rush	pass	total	avg/g						
Gardner, Devin	4	150	301	801	1102	275.5	29	388	476	2281	2757	95.1						
Toussaint, F.	4	79	319	0	319	79.8	32	404	1961	0	1961	61.3						
Green, Derrick	4	13	60	0	60	15.0	4	13	60	0	60	15.0						
Morris, Shane	2	7	-3	59	56	28.0	2	7	-3	59	56	28.0						
Norfleet, D.	4	4	53	0	53	13.2	17	6	66	0	66	3.9						
Gallon, Jeremy	4	1	14	0	14	3.5	42	15	107	0	107	2.5						
Rawls, Thomas	4	3	12	0	12	3.0	22	73	333	0	333	15.1						
Smith, De'Veon	4	7	12	0	12	3.0	4	7	12	0	12	3.0						
Johnson, Drake	1	2	9	0	9	9.0	1	2	9	0	9	9.0						
Hayes, Justice	3	1	7	0	7	2.3	9	19	90	0	90	10.0						
Chesson, Jehu	4	2	1	0	1	0.2	4	2	1	0	1	0.2						
TEAM	3	5	-8	0	-8	-2.7												
Total	4	274	777	860	1637	409.2												
Opponents	4	265	316	928	1244	311.0												

2013 Michigan Football
Michigan Individual Season/Career Statistics (as of Sep 24, 2013)
All games

	SEASON						CAREER											
	td	fg	kick	PAT			dxp	saf	pts	td	fg	kick	PAT			dxp	saf	pts
Scoring				rush	rcv	pass						rush	rcv	pass				
Gibbons, B.	-	4-5	20-20	-	-	-	-	-	32	-	34-45	132-134	-	-	-	-	-	234
Gardner, Devin	5	-	-	-	-	-	-	-	30	18	-	-	-	-	0-1	-	-	108
Toussaint, F.	5	-	-	-	-	-	-	-	30	22	-	-	-	-	-	-	-	132
Gallon, Jeremy	4	-	-	-	-	-	-	-	24	12	-	-	-	-	-	-	-	72
Chesson, Jehu	1	-	-	-	-	-	-	-	6	1	-	-	-	-	-	-	-	6
Reynolds, Joe	1	-	-	-	-	-	-	-	6	1	-	-	-	-	-	-	-	6
Funchess, Devin	1	-	-	-	-	-	-	-	6	6	-	-	-	-	-	-	-	36
Rawls, Thomas	1	-	-	-	-	-	-	-	6	5	-	-	-	-	-	-	-	30
Green, Derrick	1	-	-	-	-	-	-	-	6	1	-	-	-	-	-	-	-	6
Dileo, Drew	1	-	-	-	-	-	-	-	6	5	-	-	0-1	-	-	-	-	30
Total	20	4-5	20-20	-	-	-	-	-	152									
Opponents	9	7-10	9-9	-	-	-	-	-	84									

Punt Returns	no.	yds	avg	td	lg	no.	yds	avg	td	lg
Dileo, Drew	4	31	7.8	0	24	9	66	7.3	0	24
Norfleet, D.	3	-1	-0.3	0	2	5	52	10.4	0	42
Thomas, Dymonte	1	9	9.0	0	0	1	9	9.0	0	0
Jones, Da'Mario	1	0	0.0	0	0	1	0	0.0	0	0
Gallon, Jeremy	1	2	2.0	0	2	42	303	7.2	0	32
Reynolds, Joe	0	30	0.0	1	30	0	30	0.0	1	30
Total	10	71	7.1	1	30					
Opponents	8	47	5.9	0	18					

Kick Returns	no.	yds	avg	td	lg	no.	yds	avg	td	lg
Norfleet, D.	10	244	24.4	0	39	45	1071	23.8	0	39
Dileo, Drew	2	30	15.0	0	23	14	270	19.3	0	34
Chesson, Jehu	1	19	19.0	0	19	1	19	19.0	0	19
Total	13	293	22.5	0	39					
Opponents	10	245	24.5	0	50					

Interceptions	no.	yds	avg	td	lg	no.	yds	avg	td	lg
Countess, Blake	3	77	25.7	0	47	3	77	25.7	0	47
Taylor, Raymon	1	54	54.0	0	54	3	124	41.3	1	63
Wilson, Jarrod	1	0	0.0	0	0	1	0	0.0	0	0
Morgan, Desmond	1	29	29.0	0	29	1	29	29.0	0	29
Total	6	160	26.7	0	54					
Opponents	9	96	10.7	2	36					

Fumble Returns	no.	yds	avg	td	lg	no.	yds	avg	td	lg
Total	0	0	0.0	0	0					
Opponents	1	34	34.0	1	34					

2013 Michigan Football
Michigan Individual Season/Career Statistics (as of Sep 24, 2013)
All games

All Purpose	SEASON								CAREER							
	g	rush	rcv	pr	kr	ir	total	avg/g	g	rush	rcv	pr	kr	ir	total	avg/g
Toussaint, F.	4	319	64	0	0	0	383	95.8	32	1961	159	0	28	0	2148	67.1
Gallon, Jeremy	4	14	328	2	0	0	344	86.0	42	107	1659	303	658	0	2727	64.9
Norfleet, D.	4	53	37	-1	244	0	333	83.2	17	66	37	52	1071	0	1226	72.1
Gardner, Devin	4	301	0	0	0	0	301	75.2	29	476	268	0	0	0	744	25.7
Funchess, Devin	4	0	145	0	0	0	145	36.2	17	0	379	0	0	0	379	22.3
Dileo, Drew	4	0	74	31	30	0	135	33.8	36	14	529	66	270	0	879	24.4
Reynolds, Joe	4	0	56	30	0	0	86	21.5	21	0	78	30	0	0	108	5.1
Countess, Blake	4	0	0	0	0	77	77	19.2	17	0	0	0	0	77	77	4.5
Chesson, Jehu	4	1	56	0	19	0	76	19.0	4	1	56	0	19	0	76	19.0
Butt, Jake	4	0	61	0	0	0	61	15.2	4	0	61	0	0	0	61	15.2
Green, Derrick	4	60	0	0	0	0	60	15.0	4	60	0	0	0	0	60	15.0
Taylor, Raymon	4	0	0	0	0	54	54	13.5	27	0	0	0	0	124	124	4.6
Jackson, Jeremy	4	0	30	0	0	0	30	7.5	40	0	152	0	0	0	152	3.8
Morgan, Desmon	4	0	0	0	0	29	29	7.2	27	0	0	0	0	29	29	1.1
Rawls, Thomas	4	12	0	0	0	0	12	3.0	22	333	6	0	0	0	339	15.4
Smith, De'Veon	4	12	0	0	0	0	12	3.0	4	12	0	0	0	0	12	3.0
Johnson, Drake	1	9	0	0	0	0	9	9.0	1	9	0	0	0	0	9	9.0
Thomas, Dymont	4	0	0	9	0	0	9	2.2	4	0	0	9	0	0	9	2.2
Houma, Sione	4	0	9	0	0	0	9	2.2	17	0	9	0	9	0	18	1.1
Hayes, Justice	3	7	0	0	0	0	7	2.3	9	90	0	0	0	0	90	10.0
Morris, Shane	2	-3	0	0	0	0	-3	-1.5	2	-3	0	0	0	0	-3	-1.5
TEAM	3	-8	0	0	0	0	-8	-2.7								
Total	4	777	860	71	293	160	2161	540.2								
Opponents	4	316	928	47	245	96	1632	408.0								

Field Goals	att	good	long	blkd	att	good	long	blkd
Gibbons, B.	5	4	44	0	45	34	52	1
Total	5	4	44	0				
Opponents	10	7	45	0				

Punting	no.	yds	avg	lg	blk	no.	yds	avg	lg	blk
Wile, Matt	12	438	36.5	54	0	41	1576	38.4	58	0
Allen, Kenny	1	51	51.0	51	0	1	51	51.0	51	0
Total	13	489	37.6	54	0					
Opponents	22	884	40.2	67	1					

Kickoffs	no.	yds	avg	tb	ob	no.	yds	avg	tb	ob
Wile, Matt	28	1749	62.5	16	2	184	11461	62.3	63	6
Total	28	1749	62.5	16	2					
Opponents	20	1214	60.7	7	0					

2013 Michigan Football
Michigan Team Game-by-Game (as of Sep 24, 2013)
All games

TEAM STATISTICS

Date	Opponent	Rushing				Receiving				Passing				Kick Returns				Punt Returns				tot off
		no.	yds	td	lg	no.	yds	td	lg	cmp-att-int	yds	td	lg	no.	yds	td	lg	no.	yds	td	lg	
Aug 31	CENTRAL MICHIGAN	47	242	6	38	14	221	1	45	14-21-3	221	1	45	4	106	0	39	4	40	1	30	463
Sep 07	NOTRE DAME	39	166	1	35	21	294	4	61	21-33-1	294	4	61	3	78	0	32	1	0	0	0	460
Sep 14	AKRON	32	177	2	36	16	248	2	48	16-30-3	248	2	48	4	64	0	23	1	9	0	9	425
Sep 21	at UConn	49	192	3	35	11	97	0	17	11-23-2	97	0	17	2	45	0	29	4	22	0	24	289
Michigan		167	777	12	38	62	860	7	61	62-107-9	860	7	61	13	293	0	39	10	71	1	30	1637
		103	316	0	19	83	928	6	43	83-162-6	928	6	43	10	245	0	50	8	47	0	18	1244

Games played: 4
 Avg per rush: 4.7
 Avg per catch: 13.9
 Pass efficiency: 130.22
 Kick ret avg: 22.5
 Punt ret avg: 7.1
 All purpose avg/game: 540.2
 Total offense avg/gm: 409.2

Date	Opponent	Tackles				Sacks no-yds	Fumble		Pass Defense			Blkd kick	PAT Attempts				saf	pts
		ua	a	total	tfl-yds		ff	fr-yds	int-yds	qbh	brup		kick	rush	rcv			
Aug 31	CENTRAL MICHIGAN	34	30	64	9.0-33	4.0-22	2	1-0	1-54	2	3	1	8-8	0	0	0	0	59
Sep 07	NOTRE DAME	34	30	64	4.0-14	1.0-9	0	0-0	2-30	1	1	0	5-5	0	0	0	0	41
Sep 14	AKRON	43	26	69	4.0-9	0.0-0	0	0-0	2-47	8	4	0	4-4	0	0	0	0	28
Sep 21	at UConn	18	44	62	8.0-40	4.0-31	0	0-0	1-29	2	2	0	3-3	0	0	0	0	24
Michigan		129	130	259	25.0-96	9.0-62	2	1-0	6-160	13	10	1	20-20	0	0	0	0	152
		174	90	264	32.0-121	6.0-45	4	3-34	9-96	11	5	0	9-9	0	0	0	0	84

Date	Opponent	Punting							Field Goals			Kickoffs						
		no.	yds	avg	long	blkd	tb	fc	50+	i20	md-att	long	blkd	no.	yds	avg	tb	ob
Aug 31	CENTRAL MICHIGAN	1	51	51.0	51	0	0	1	1	0	1-1	30	0	10	646	64.6	5	0
Sep 07	NOTRE DAME	3	94	31.3	42	0	0	1	0	1	2-2	44	0	8	484	60.5	5	1
Sep 14	AKRON	4	132	33.0	54	0	0	0	1	0	0-1	0	0	5	314	62.8	2	0
Sep 21	at UConn	5	212	42.4	47	0	0	0	0	1	1-1	21	0	5	305	61.0	4	1
Michigan		13	489	37.6	54	0	0	2	2	2	4-5	44	0	28	1749	62.5	16	2
		22	884	40.2	67	1	1	6	4	7	7-10	45	0	20	1214	60.7	7	0

2013 Michigan Football
Michigan Opponent Game-by-Game (as of Sep 24, 2013)
All games

OPPONENT STATISTICS

Date	Opponent	Rushing				Receiving				Passing				Kick Returns				Punt Returns				tot off
		no.	yds	td	lg	no.	yds	td	lg	cmp-att-int	yds	td	lg	no.	yds	td	lg	no.	yds	td	lg	
Aug 31	CENTRAL MICHIGAN	29	66	0	15	13	144	0	43	13-28-1	144	0	43	5	108	0	27	0	0	0	0	210
Sep 07	NOTRE DAME	19	96	0	16	29	314	2	23	29-53-2	314	2	23	2	76	0	50	1	18	0	18	410
Sep 14	AKRON	30	107	0	19	25	311	2	43	25-49-2	311	2	43	3	61	0	21	2	9	0	7	418
Sep 21	at UConn	25	47	0	16	16	159	2	26	16-32-1	159	2	26	0	0	0	0	5	20	0	15	206
Opponents		103	316	0	19	83	928	6	43	83-162-6	928	6	43	10	245	0	50	8	47	0	18	1244
		167	777	12	38	62	860	7	61	62-107-9	860	7	61	13	293	0	39	10	71	1	30	1637

Games played: 4
 Avg per rush: 3.1
 Avg per catch: 11.2
 Pass efficiency: 104.17
 Kick ret avg: 24.5
 Punt ret avg: 5.9
 All purpose avg/game: 408.0
 Total offense avg/gm: 311.0

Date	Opponent	Tackles				Sacks no-yds	Fumble		Pass Defense			Blkd kick	PAT Attempts				saf	pts	
		ua	a	total	tfl-yds		ff	fr-yds	int-yds	qbh	brup		kick	rush	rcv				
Aug 31	CENTRAL MICHIGAN	48	26	74	6.0-11	1.0-3	0	0-0	3-43	0	0	0	0-0	0	0	0	0	0	9
Sep 07	NOTRE DAME	46	20	66	8.0-27	1.0-8	0	0-0	1-0	3	3	0	3-3	0	0	0	0	30	
Sep 14	AKRON	40	10	50	8.0-31	1.0-10	1	1-0	3-53	5	1	0	3-3	0	0	0	0	24	
Sep 21	at UConn	40	34	74	10.0-52	3.0-24	3	2-34	2-0	3	1	0	3-3	0	0	0	0	21	
Opponents		174	90	264	32.0-121	6.0-45	4	3-34	9-96	11	5	0	9-9	0	0	0	0	84	
		129	130	259	25.0-96	9.0-62	2	1-0	6-160	13	10	1	20-20	0	0	0	0	152	

Date	Opponent	Punting							Field Goals			Kickoffs						
		no.	yds	avg	long	blkd	tb	fc	50+	i20	md-att	long	blkd	no.	yds	avg	tb	ob
Aug 31	CENTRAL MICHIGAN	7	277	39.6	67	1	1	0	2	3	3-3	33	0	4	247	61.8	0	0
Sep 07	NOTRE DAME	2	80	40.0	43	0	0	1	0	0	3-3	44	0	7	449	64.1	4	0
Sep 14	AKRON	5	222	44.4	58	0	0	1	1	2	1-3	45	0	5	263	52.6	1	0
Sep 21	at UConn	8	305	38.1	50	0	0	4	1	2	0-1	0	0	4	255	63.8	2	0
Opponents		22	884	40.2	67	1	1	6	4	7	7-10	45	0	20	1214	60.7	7	0
		13	489	37.6	54	0	0	2	2	2	4-5	44	0	28	1749	62.5	16	2

2013 Michigan Football
Michigan Red-Zone Results (as of Sep 24, 2013)
All games

Michigan Inside Opponent Red-Zone

Date	Opponent	Score	Times In RZ	Times Scored	Total Pts	Rush TDs	Pass TDs	FGs Made	Failed to score inside RZ							
									FGA	Down	Int	Fumb	Half	Game		
Aug 31, 2013	CENTRAL MICHIGAN	W 59-9	7	7	45	6	5	1	1	0	0	0	0	0	0	0
Sep 07, 2013	NOTRE DAME	W 41-30	4	4	28	4	1	3	0	0	0	0	0	0	0	0
Sep 14, 2013	AKRON	W 28-24	3	1	7	1	1	0	0	0	0	1	1	0	0	0
Sep 21, 2013	at UConn	W 24-21	3	3	17	2	2	0	1	0	0	0	0	0	0	0
Totals			17	15	97	13	9	4	2	0	0	1	1	0	0	0
			15 of 17 (88.2%)													

Opponents Inside Michigan Red-Zone

Date	Opponent	Score	Times In RZ	Times Scored	Total Pts	Rush TDs	Pass TDs	FGs Made	Failed to score inside RZ							
									FGA	Down	Int	Fumb	Half	Game		
Aug 31, 2013	CENTRAL MICHIGAN	W 59-9	3	3	9	0	0	0	3	0	0	0	0	0	0	0
Sep 07, 2013	NOTRE DAME	W 41-30	5	3	17	2	0	2	1	0	1	1	0	0	0	0
Sep 14, 2013	AKRON	W 28-24	3	1	7	1	0	1	0	0	1	1	0	0	0	0
Sep 21, 2013	at UConn	W 24-21	2	2	14	2	0	2	0	0	0	0	0	0	0	0
Totals			13	9	47	5	0	5	4	0	2	2	0	0	0	0
			9 of 13 (69.2%)													

MICHIGAN SINGLE GAME BESTS

INDIVIDUAL GAME HIGHS

Rushing Attempts: 24, Toussaint at Connecticut (Sept. 21)
Rushing Yards: 120, Toussaint at Connecticut (Sept. 21)
Rushing TDs: 2, Gardner/Toussaint vs. Central Mich. (Aug. 31)/Toussaint at Connecticut (Sept. 21)
Pass Attempts: 33, Gardner vs. Notre Dame (Sept. 7)
Pass Completions: 21, Gardner vs. Notre Dame (Sept. 7)
Passing Yards: 294, Gardner vs. Notre Dame (Sept. 7)
Passing TDs: 4, Gardner vs. Notre Dame (Sept. 7)
Receptions: 8, Gallon vs. Notre Dame (Sept. 7)
Receiving Yards: 184, Gallon vs. Notre Dame (Sept. 7)
Receiving TDs: 3, Gallon vs. Notre Dame (Sept. 7)
Total Plays: 46, Gardner vs. Notre Dame (Sept. 7)
Total Yards: 376, Gardner vs. Notre Dame (Sept. 7)
Points Kicking: 11, Gibbons, 2x, last vs. Notre Dame (Sept. 7)
Field Goals Made: 2, Gibbons vs. Notre Dame (Sept. 7)
Field Goals Attempted: 2, Gibbons vs. Notre Dame (Sept. 7)
PATs Attempted: 8, Gibbons vs. Central Mich. (Aug. 31)
PATs Made: 8, Gibbons vs. Central Mich. (Aug. 31)
Punting Attempts: 5, Wile at Connecticut (Sept. 21)
Punting Yards: 212, Wile at Connecticut (Sept. 21)
Punting Average (min. 2 attempts): 42.4, Wile at Connecticut (Sept. 21)
Punt Returns: 3, Dileo at Connecticut (Sept. 21)
Punt Return Yards: 22, Dileo at Connecticut (Sept. 21)
Kickoff Returns: 4, Norfleet vs. Central Mich. (Aug. 31)
Kickoff Return Yards: 106, Norfleet vs. Central Mich. (Aug. 31)
Interceptions: 2, Countess vs. Notre Dame (Sept. 7)
Interception Yards: 54, Taylor vs. Central Mich. (Aug. 31)
Tackles: 11, Taylor vs. Notre Dame (Sept. 7)
Solo Tackles: 9, Taylor vs. Notre Dame (Sept. 7)
Tackles for Loss Yardage: 11, C. Gordon vs. Central Mich. (Aug. 31)
Sacks: 2.0, C. Gordon vs. Central Mich. (Aug. 31)
Sack Yardage: 11, C. Gordon vs. Central Mich. (Aug. 31)
Pass Breakups: 1, Many times

TEAM GAME HIGHS

Rushing Attempts: 49, at Connecticut (Sept. 21)
Rushing Yards: 242, vs. Central Mich. (Aug. 31)
Rushing TDs: 6, vs. Central Mich. (Aug. 31)
Yards Per Rush: 5.5 vs. Akron (Sept. 14)
Passing Attempts: 33 vs. Notre Dame (Sept. 7)
Passing Completions: 21 vs. Notre Dame (Sept. 7)
Passing Yards: 294 vs. Notre Dame (Sept. 7)
Passing TDs: 4 vs. Notre Dame (Sept. 7)
Yards Per Completion: 15.8, vs. Central Mich. (Aug. 31)
Total Plays: 72 vs. Notre Dame (Sept. 7)/ at Connecticut (Sept. 21)
Total Yards: 463, vs. Central Mich. (Aug. 31)
Yards Per Play: 6.9 vs. Akron (Sept. 14)
Points: 59, vs. Central Mich. (Aug. 31)
Touchdowns Scored: 8, vs. Central Mich. (Aug. 31)
Field Goals Attempted: 2 vs. Notre Dame (Sept. 7)
Field Goals Made: 2 vs. Notre Dame (Sept. 7)
PATs Attempted: 8, vs. Central Mich. (Aug. 31)
PATs Made: 8, vs. Central Mich. (Aug. 31)
Punting Attempts: 5 at Connecticut (Sept. 21)
Punting Yards: 212 at Connecticut (Sept. 21)
Punting Average (min 2 attempts): 42.4 at Connecticut (Sept. 21)
Punt Return Attempts: 4 at Connecticut (Sept. 21)
Punt Return Yards: 22 at Connecticut (Sept. 21)
Kickoff Return Attempts: 4, vs. Central Mich. (Aug. 31)/ vs. Akron (Sept. 14)
Kickoff Return Yards: 106, vs. Central Mich. (Aug. 31)
Interceptions: 2 vs. Notre Dame (Sept. 7)/ vs. Akron (Sept. 14)
Interception Yards: 54, vs. Central Mich. (Aug. 31)
Turnovers Gained: 2, vs. Central Mich. (Aug. 31)/ vs. Notre Dame (Sept. 7)/ vs. Akron (Sept. 14)
Turnovers Lost: 4 vs. Akron (Sept. 14)/ at Connecticut (Sept. 21)
Sacks: 4, vs. Central Mich. (Aug. 31)
Sacks Against: 3 at Connecticut (Sept. 21)
First Downs: 25 vs. Notre Dame (Sept. 7)
Penalties: 7, vs. Central Mich. (Aug. 31)
Penalty Yards: 55, vs. Central Mich. (Aug. 31)

INDIVIDUAL GAME HIGHS

Rushing Attempts: 15, Chisholm vs. Akron (Sept. 14)
Rushing Yards: 64, Carlisle vs. Notre Dame (Sept. 7)
Rushing TDs:
Pass Attempts: 51, Rees vs. Notre Dame (Sept. 7)
Pass Completions: 29, Rees vs. Notre Dame (Sept. 7)
Passing Yards: 314, Rees vs. Notre Dame (Sept. 7)
Passing TDs: 2, Rees vs. Notre Dame (Sept. 7)/Pohl vs. Akron (Sept. 14)/Whitmer at Connecticut (Sept. 21)
Receptions: 9, Jones vs. Notre Dame (Sept. 7)
Receiving Yards: 125, Smith vs. Akron (Sept. 14)
Receiving TDs: 1, many times, last at Connecticut (Sept. 21)
Total Plays: 52, Rees vs. Notre Dame (Sept. 7)/ vs. Akron (Sept. 14)
Total Yards: 322, Pohl vs. Akron (Sept. 14)
Points Kicking: 12, Brindza vs. Notre Dame (Sept. 7)
Field Goals Made: 3, Coluzzi vs. Central Mich. (Aug. 31)/Brindza vs. Notre Dame (Sept. 7)
Field Goals Attempted: 3, Coluzzi vs. Central Mich. (Aug. 31)/ Brindza vs. Notre Dame (Sept. 7)
PATs Attempted: 3, Brindza vs. Notre Dame (Sept. 7)/Stein vs. Akron (Sept. 14)/Christen at Connecticut (Sept. 21)
PATs Made: 3, Brindza vs. Notre Dame (Sept. 7)/Stein vs. Akron (Sept. 14)/Christen at Connecticut (Sept. 21)
Punting Attempts: 8, Wagner at Connecticut (Sept. 21)
Punting Yards: 305, Wagner at Connecticut (Sept. 21)
Punting Average (min. 2 attempts): 46.2, Hogan vs. Central Mich. (Aug. 31)
Punt Returns: 5, LeMelle at Connecticut (Sept. 21)
Punt Return Yards: 20, LeMelle at Connecticut (Sept. 21)
Kickoff Returns: 4, D. Davis 88, D. Davis vs. Central Mich. (Aug. 31)
Kickoff Return Yards: 88, D. Davis vs. Central Mich. (Aug. 31)
Interceptions: 2, March vs. Akron (Sept. 14)
Interception Yards: 36, Wilson vs. Central Mich. (Aug. 31)
Tackles: 13, Smallwood at Connecticut (Sept. 21)
Solo Tackles: 7, Freeman vs. Akron (Sept. 14)/Smallwood at Connecticut (Sept. 21)
Tackles for Loss Yardage: 16, Brown at Connecticut (Sept. 21)
Sacks: 1.0, Many, last at Connecticut (Sept. 21)
Sack Yardage: 13, Ashiru at Connecticut (Sept. 21)
Pass Breakups: 1, Many times last at Connecticut (Sept. 21)

TEAM GAME HIGHS

Rushing Attempts: 30, vs. Akron (Sept. 14)
Rushing Yards: 107 vs. Akron (Sept. 14)
Rushing TDs:
Yards Per Rush: 5.1 vs. Notre Dame (Sept. 7)
Passing Attempts: 53 vs. Notre Dame (Sept. 7)
Passing Completions: 29 vs. Notre Dame (Sept. 7)
Passing Yards: 314 vs. Notre Dame (Sept. 7)
Passing TDs: 2 vs. Notre Dame (Sept. 7)/ vs. Akron (Sept. 14)
Yards Per Completion: 12.4 vs. Akron (Sept. 14)
Total Plays: 79 vs. Akron (Sept. 14)
Total Yards: 418 vs. Akron (Sept. 14)
Yards Per Play: 5.7 vs. Notre Dame (Sept. 7)
Points: 30 vs. Notre Dame (Sept. 7)
Touchdowns Scored: 3 vs. Notre Dame (Sept. 7)/ vs. Akron (Sept. 14)/ at Connecticut (Sept. 21)
Field Goals Attempted: 3, vs. Central Mich. (Aug. 31)/ vs. Notre Dame (Sept. 7)/ vs. Akron (Sept. 14)
Field Goals Made: 3, vs. Central Mich. (Aug. 31)/ vs. Notre Dame (Sept. 7)
PATs Attempted: 3 vs. Notre Dame (Sept. 7)/ vs. Akron (Sept. 14)/ at Connecticut (Sept. 21)
PATs Made: 3 vs. Notre Dame (Sept. 7)/ vs. Akron (Sept. 14)/ at Connecticut (Sept. 21)
Punting Attempts: 8 at Connecticut (Sept. 21)
Punting Yards: 305 at Connecticut (Sept. 21)
Punting Average (min 2 attempts): 44.4 vs. Akron (Sept. 14)
Punt Return Attempts: 5 at Connecticut (Sept. 21)
Punt Return Yards: 20 at Connecticut (Sept. 21)
Kickoff Return Attempts: 5, vs. Central Mich. (Aug. 31)
Kickoff Return Yards: 108, vs. Central Mich. (Aug. 31)
Interceptions: 3, vs. Central Mich. (Aug. 31)/ vs. Akron (Sept. 14)
Interception Yards: 53 vs. Akron (Sept. 14)
Turnovers Gained: 4 vs. Akron (Sept. 14)/ at Connecticut (Sept. 21)
Turnovers Lost: 2, vs. Central Mich. (Aug. 31)/2 vs. Notre Dame (Sept. 7)/ vs. Akron (Sept. 14)
Sacks: 3 at Connecticut (Sept. 21)
Sacks Against: 4, vs. Central Mich. (Aug. 31)/ at Connecticut (Sept. 21)
First Downs: 23 vs. Notre Dame (Sept. 7)
Penalties: 8, vs. Central Mich. (Aug. 31)
Penalty Yards: 74, vs. Central Mich. (Aug. 31)

2013 MICHIGAN SCORING DRIVES/PLAYS

2013 MICHIGAN SCORING DRIVES

OPPONENT	PLAYS	YARDS	TOP	RESULT	QTR	PLAY
Central Michigan		30		TD	1	Joe Reynolds 30-yard blocked punt return (Brendan Gibbons kick)
Central Michigan	6	77	2:06	TD	1	Devin Gardner 22-yard run (Brendan Gibbons kick)
Central Michigan	10	73	5:50	TD	2	Fitz Toussaint 1-yard run (Brendan Gibbons kick)
Central Michigan	11	76	6:09	TD	2	Jeremy Gallon 16-yard pass from Devin Gardner (Brendan Gibbons kick)
Central Michigan	3	12	:41	TD	2	Devin Gardner 4-yard run (Brendan Gibbons kick)
Central Michigan	6	75	3:00	TD	3	Fitz Toussaint 2-yard run (Brendan Gibbons kick)
Central Michigan	10	55	5:49	TD	3	Derrick Green 1-yard run (Brendan Gibbons kick)
Central Michigan	8	81	3:05	TD	3	Thomas Rawls 5-yard run (Brendan Gibbons kick)
Central Michigan	7	15	3:42	FG	4	Brendan Gibbons 30-yard FG
Notre Dame	10	41	4:42	FG	1	Brendan Gibbons 44-yard FG
Notre Dame	3	77	1:23	TD	1	Jeremy Gallon 61-yard pass from Devin Gardner (Brendan Gibbons kick)
Notre Dame	12	75	5:22	TD	2	Devin Gardner 2-yard run (Brendan Gibbons kick)
Notre Dame	7	42	3:53	FG	2	Brendan Gibbons 38-yard FG
Notre Dame	4	23	0:20	TD	2	Jeremy Gallon 12-yard pass from Devin Gardner (Brendan Gibbons kick)
Notre Dame	7	78	3:01	TD	3	Jeremy Gallon 13-yard pass from Devin Gardner (Brendan Gibbons kick)
Notre Dame	10	75	4:57	TD	4	Drew Dileo 4-yard pass from Devin Gardner (Brendan Gibbons kick)
Akron	6	75	3:02	TD	1	Devin Funchess 48-yard pass from Devin Gardner (Brendan Gibbons kick)
Akron	4	57	1:43	TD	3	Devin Gardner 36-yard run (Brendan Gibbons kick)
Akron	9	86	3:51	TD	3	Jehu Chesson 33-yard pass from Devin Gardner (Brendan Gibbons kick)
Akron	4	70	1:21	TD	4	Fitz Toussaint 2-yard run (Brendan Gibbons kick)
Connecticut	11	69	5:43	TD	1	Devin Gardner 17-yard run (Brendan Gibbons kick)
Connecticut	9	75	4:23	TD	3	Fitz Toussaint 35-yard run (Brendan Gibbons kick)
Connecticut	1	12	:06	TD	4	Fitz Toussaint 12-yard run (Brendan Gibbons kick)
Connecticut	8	36	3:35	FG	4	Brendan Gibbons 21-yard FG

MICHIGAN OFFENSIVE SCORING DRIVE ANALYSIS

Category	Minus	0-9	10-19	20-29	30-39	40-49	50-59	60-69	70-79	80-89	90-99
Michigan TD	0	0	2	1	0	0	2	1	11	2	0
Michigan FG	0	0	1	0	1	2	0	0	0	0	0

Longest Drives:

Plays: 12, vs. Notre Dame (Sept. 7)

Yards: 86, vs. Akron (Sept. 14)

Time of Possession: 6:09 vs. Central Michigan (Aug. 31)

2013 OPPONENT SCORING DRIVES/PLAYS

2013 OPPONENT SCORING DRIVES

OPPONENT	PLAYS	YARDS	TOP	RESULT	QTR	PLAY
Central Michigan	4	1	2:01	FG	1	Coluzzi 23-yard FG
Central Michigan	7	19	2:05	FG	2	Coluzzi 27-yard FG
Central Michigan	8	59	3:12	FG	4	Coluzzi 33-yard FG
Notre Dame	9	75	3:34	TD	1	Jones 4-yard pass from Rees (Brindza kick)
Notre Dame	6	20	1:34	FG	2	Brindza 44-yard FG
Notre Dame	8	68	2:54	FG	2	Brindza 38-yard FG
Notre Dame	12	90	5:25	TD	3	Niklas 20-yard pass from Rees (Brindza kick)
Notre Dame				TD	4	Tuitt 0-yard interception return (Brindza kick)
Notre Dame	6	29	1:29	FG	4	Brindza 40-yard FG
Akron	4	4	2:16	FG	1	Stein 45-yard FG
Akron	8	75	3:53	TD	3	D'Orazio pass from Pohl (Stein kick)
Akron					4	March 27-yard interception return (Stein kick)
Akron	11	67	4:46	TD	4	Goodman 1-yard pass from Pohl (Stein kick)
Connecticut	8	56	3:21	TD	2	Parker 11-yard pass from Whitmer (Christen kick)
Connecticut	2	9	:38	TD	2	McCombs 7-yard pass from Whitmner (Christen kick)
Connecticut				TD	3	Brown 34-yard fumble recovery

OPPONENT OFFENSIVE SCORING DRIVE ANALYSIS

Category	Minus	0-9	10-19	20-29	30-39	40-49	50-59	60-69	70-79	80-89	90-99
Opponent TD	0	1	0	0	0	0	1	1	2	0	1
Opponent FG	0	2	1	2	0	0	1	1	0	0	0

Longest Drives:

Plays: 12 vs. Notre Dame (Sept. 7)

Yards: 90 vs. Notre Dame (Sept. 7)

Time of Possession: 5:25 vs. Notre Dame (Sept. 7)

2013 MICHIGAN BIG PLAYS

2013 MICHIGAN 20+-YARD PLAYS FROM SCRIMMAGE

61 - Rec. - Jeremy Gallon from Devin Gardner vs. Notre Dame (Sept. 7)
48 - Rec - Devin Funchess from Devin Gardner vs. Akron (Sept. 14)
45 - Rec. - Joe Reynolds from Devin Gardner vs. Central Michigan (Aug. 31)
41 - Rec. - Jeremy Gallon from Devin Gardner vs. Notre Dame (Sept. 7)
38 - Run - Dennis Norfleet vs. Central Michigan (Aug. 31)
36 - Rec. - Drew Dileo from Devin Gardner vs. Central Michigan (Aug. 31)
36 - Run - Devin Gardner vs. Akron (Sept. 14)
35 - Run - Devin Gardner vs. Notre Dame (Sept. 7)
35 - Run - Devin Gardner vs. Akron (Sept. 14)
35 - Run - Devin Gardner vs. Akron (Sept. 14)
35 - Run - Fitz Toussaint at Connecticut (Sept. 21)
33 - Rec - Jehu Chesson from Devin Gardner vs. Akron (Sept. 14)
31 - Rec. - Fitz Toussaint from Devin Gardner vs. Notre Dame (Sept. 7)
36 - Rec. - Devin Funchess from Shane Morris vs. Central Michigan (Aug. 31)
30 - Run - Derrick Green vs. Central Michigan (Aug. 31)
27 - Rec - Fitz Toussaint from Devin Gardner vs. Akron (Sept. 14)
24 - Run - Fitz Toussaint vs. Akron (Sept. 14)
22 - Run - Devin Gardner vs. Central Michigan (Aug. 31)
22 - Rec. - Jeremy Gallon from Devin Gardner vs. Notre Dame (Sept. 7)
22 - Run - Fitz Toussaint vs. Notre Dame (Sept. 7)
20 - Run - Fitz Toussaint vs. Central Michigan (Aug. 31)
20 - Rec - Jeremy Gallon from Devin Gardner vs. Akron (Sept. 14)

20+-yard Receptions - 11 (4, Jeremy Gallon; 2, Devin Funchess; 2, Fitz Toussaint ; 1, Jehu Chesson; 1, Drew Dileo; 1, Joe Reynolds;)

20+-yard Runs - 11 (5, Devin Gardner; 4, Fitz Toussaint; 1, Derrick Green; 1, Dennis Norfleet)

Bold indicates a TOUCHDOWN

MICHIGAN WEEK-BY-WEEK LEADERS

Opponent	Rushes	Rushing Yards	Receptions	Receiving Yards	Tackles	TFLs	Sacks
CENTRAL MICHIGAN	14, Toussaint	58, Green	4, Gallon	47, Funchess/Gallon	7, Morgan	2.5, C. Gordon	2.0, C. Gordon
NOTRE DAME	22, Toussaint	82, Gardner	8, Gallon	184, Gallon	11, Taylor	1.0, Taylor/Beyer/Clark	1.0, Beyer
AKRON	19, Toussaint	103, Gardner	6, Gallon	66, Gallon	10, Ross III	2.0, Morgan	--
at UCONN	24, Toussaint	120, Toussaint	4, Gallon	31, Gallon	6, Bolden/Taylor/Black	1.5, Clark	1.5, Clark
MINNESOTA							
at Penn State							
INDIANA							
at Michigan State							
NEBRASKA							
at Northwestern							
at Iowa							
OHIO STATE							

TURNOVER CHART

MICHIGAN (FORCED 7)

How obtained	Qtr	Player	Plays/Yards	First Downs	Conclusion
Central Michigan (2)					
Interception	2	Niznak by Taylor	3/12	1	Touchdown (Gardner run)
Fumble	4	Flory (rec. by Hollowell)	7/15	1	Field Goal
Notre Dame (2)					
Interception	2	Rees by Countess	4/23	2	Touchdown (Gallon pass from Gardner)
Interception	4	Rees by Countess	4/11	1	End of Game
Akron (2)					
Interception	2	Pohl by Countess	3/0	0	Interception
Interception	4	Pohl by Wilson	4/25	1	Punt
Connecticut (1)					
Interception	1	Whitmer by Morgan	1/12	1	Touchdown (Toussaint Run)

OPPONENT (FORCED 12)

How obtained	Qtr	Player	Plays/Yards	First Downs	Conclusion
Central Michigan (3)					
Interception	1	Gardner by Chapman	4/1	0	Field Goal
Interception	2	Gardner by Wilson	7/19	1	Field Goal
Interception	4	Morris by Frazier	1/3	0	Interception
Notre Dame (1)					
Interception	4	Gardner by Tuitt			Touchdown (Interception in End Zone)
Akron (4)					
Fumble	2	Gardner (rec. by Turner)	6/33	2	Interception
Interception	2	Gardner by Scott	10/47	2	Missed FG
Interception	2	Gardner by March	4/0	0	Missed FG
Interception	4	Gardner by March	--	--	Touchdown (Interception return 27 yards)
Connecticut (4)					
Interception	1	Gardner by Williams	3/6	0	Punt
Interception	2	Gardner by Jones	6/36	2	Punt
Fumble	2	D. Jones by Melifonwu (Punt)	2/9	1	Touchdown
Fumble	3	Gardner by Brown	--	--	Touchdown (34 yard fumble return)