

HITTING RECORDS

2013 BASEBALL

At-Bats

Game: 8, Hank Garcia vs. Gonzaga (3/31/72); Chris Armstrong vs. Fresno State (4/1/99); Josh Mader vs. Air Force (5/2/03)

Season: 275, Tony Cairns (2001)

Career: 960, Daniel Stovall, (2004-07)

Runs

Game: 6 (6 times), Justin Howard vs. Coppin State (4/18/10), Dane Hamilton vs. Binghamton (3/7/09); Brian Cavazos-Galvez vs. Air Force (5/16/09) and (4/12/08); Sean Murray vs. Air Force (5/15/04); Lon Yamaguchi vs. New Mexico State (2/25/98)

Season: 86, Jim Fregosi (1985)

Career: 248, Lon Yamaguchi (1996-99)

Hits

Game: 6 (8 times), John Pustay at Air Force (4/5/12), Justin Howard vs. Coppin State (4/18/10), Dane Hamilton vs. Binghamton (3/7/09); Mike Brownstein vs. Air Force (5/14/09); Brian Cavazos-Galvez vs. Air Force (4/12/08); Cory Robbins vs. New Mexico State (3/23/99); Ronnie Meng vs. Nebraska (3/19/95); Aaron Santini vs. Regis (3/6/93)

Season: 125, Keith Hagman (1980)

Career: 340, Travis Young (1994-97)

RBI

Inning: 8, Jonathan Gallegos vs. Utah (3/13/93)

Game: 10, Brian Cavazos-Galvez vs. Air Force (4/12/08); Mark Gulseth vs. San Diego State (4/19/92)

Season: 95, Keith Hagman (1980)

Career: 226, Daniel Stovall (2004-07)

Doubles

Game: 4 (4 times), Justin Howard vs. San Diego State (5/2/10); Justin Howard vs. Coppin State (4/18/10); Dusty Young vs. New Mexico Highlands (2/9/03); Joe Salas vs. Air Force (4/17/04)

Season: 35, Robert Gonzales (1998)

Career: 78, Daniel Stovall (2004-07)

Triples

Game: 2 (46 times), last – Alex Allbritton vs. Coppin State (4/18/10)

Season: 17, Keith Hagman (1980, NCAA record)

Career: 31, Larry Harrison (1980-83)

Home Runs

Game: 4, Brian Cavazos-Galvez vs. Air Force (4/12/08)

Season: 25, Chris Alexander (2003)

Career: 53, Aaron Sisk (1998-00)

Grand Slams

Game: 2, Mark Gulseth vs. San Diego State (4/19/92)

Season: 3, Mark Wulfert (1995)

Career: 5, Mark Wulfert (1992-95)

Total Bases

Game: 19, Brian Cavazos-Galvez vs. Air Force (4/12/08)

Season: 207, Keith Hagman (1980)

Career: 550, Daniel Stovall (2004-07)

Stolen Bases

Game: 5, Cory Robbins vs. New Mexico Highlands (2/10/98)

Season: 56, Luke Oglesby (1993)

Career: 123, Travis Young (1994-97)

Walks

Game: 5, Luke Oglesby vs. Texas Tech (2/25/93)

Season: 56, Mike Foote (1980)


Career: 152, Lon Yamaguchi (1996-99)

Hit by Pitch

Game: 3, Paul Huitt vs. New Mexico Highlands (Feb. 28, 1990)

Season: 19, Aaron Santini (1992)


Career: 38, Joe Salas (2001-04)




Keith Hagman holds the NCAA record for season batting avg. (.551) and triples (17).



Jim Fregosi's 86 runs in 1985 is still a Lobo season record.



Aaron Sisk holds UNM's all-time career home run record with 53 overall.



Mark Wulfert is one of UNM's all-time most powerful hitters. He holds the season and career records for grand slams.



Aaron Santini liked to hit and be hit. He holds UNM's season record for times hit by a pitch and most hits in a single game.

AT-BATS

58 vs. New Mexico State, 2/9/02
 57 vs. Fresno State, 4/1/99
 56 vs. Air Force, 5/14/09
 56 vs. Binghamton, 3/7/09
 56 vs. Air Force, 5/2/03
 54 vs. Hawaii, 3/14/97
 54 vs. New Mexico State, 2/24/72
 53 vs. Coppin State, 4/18/10
 53 vs. New Mexico State, 3/30/99
 53 vs. Colorado State, 3/17/73
 53 vs. Northern Colorado, 2/27/05

RUNS

31 vs. Air Force, 4/17/04 (W, 31-11)
 30 vs. Binghamton, 3/7/09 (W, 30-2)
 29 vs. Coppin State, (W, 29-3)
 28 vs. N.M. Highlands, 2/9/03 (W, 28-5)
 28 vs. N.M. State, 3/30/99 (W, 28-18)
 27 vs. Fresno State, 4/1/99 (W, 27-26)
 27 vs. Rice, 4/12/98 (W, 27-26)
 27 vs. Iowa, 3/24/85 (W, 27-13)
 27 vs. Creighton, 3/26/71 (W, 27-5)
 26 vs. Air Force, 4/12/08 (W, 26-9)
 26 vs. Air Force, 4/14/06 (W, 26-11)
 26 vs. Utah, 3/13/93 (W, 26-8)

HITS

32 vs. Fresno State, 4/1/99
 31 vs. Binghamton, 3/7/09
 30 vs. Hawaii, 3/14/97
 29 vs. Coppin State, 4/18/10
 29 vs. Air Force, 4/17/04
 28 vs. Air Force, 4/12/08
 28 vs. New Mexico State, 3/30/99
 27 vs. Air Force, 5/2/03
 26 vs. San Diego State, 5/26/12
 26 vs. Northwestern, 2/22/97
 26 vs. Washington, 3/26/95
 25 vs. Air Force, 4/14/06
 25 vs. Air Force, 5/27/04
 25 vs. Ohio State, 3/10/02
 25 vs. Northwestern, 2/24/02
 25 vs. Utah, 3/13/93
 25 vs. Iowa, 3/24/85

RBI

28 vs. Coppin State, 4/18/10
 28 vs. Binghamton, 3/7/09
 28 vs. Air Force, 4/17/04
 27 vs. Iowa, 3/24/85
 26 vs. Air Force, 4/12/08
 26 vs. N.M. Highlands, 2/9/03
 26 vs. New Mexico State, 3/30/99
 26 vs. Rice, 4/12/98
 25 vs. Air Force, 4/14/06
 24 vs. Fresno State, 4/1/99
 24 vs. Utah, 4/23/94

DOUBLES

13 vs. N.M. Highlands, 2/9/03
 10 vs. Coppin State, 4/18/10
 9 vs. Northern Colorado, 3/5/06
 9 vs. Utah, 3/16/02
 9 vs. UNLV, 4/4/98
 8 vs. Fresno State, 4/1/99
 8 vs. Rice, 4/12/98
 8 vs. UTEP, 4/18/80
 8 vs. So. Colorado, 5/17/75
 8 vs. San Diego State, 3/17/00

TRIPLES

7 vs. So. Colorado, 3/27/76
 6 vs. Texas A&M-Corpus Christi, 2/21/09
 6 vs. Hartford, 3/16/86
 4 vs. Coppin State, 4/18/10
 4 vs. Eastern New Mexico, 4/30/97
 4 vs. Colorado State, 3/20/75
 4 vs. NE Illinois, 4/18/78
 4 vs. UTEP, 5/11/73
 4 vs. Northern Illinois, 3/27/72

HOME RUNS

10 vs. New Mexico State, 3/30/99
 8 vs. Air Force, 4/12/08
 8 vs. Air Force, 4/18/04
 6 vs. Air Force, 4/13/06 (Game 2)
 6 vs. Air Force, 4/17/04
 6 vs. UNLV, 5/9/99
 6 vs. Rice, 4/12/98
 6 vs. New Mexico State, 2/25/98
 6 vs. Utah, 5/15/94
 6 vs. Air Force, 4/26/86
 6 vs. Air Force, 4/25/86

TOTAL BASES

61 vs. Air Force, 4/12/08

STOLEN BASES

9 vs. Wayland Baptist, 4/13/94
 8 vs. Maine, 3/18/94
 8 vs. New Mexico State, 2/11/00
 8 vs. Brigham Young, 4/8/00
 7 vs. Toledo, 3/10/02
 7 vs. N.M. Highlands, 2/10/98
 7 vs. Grand Canyon, 5/4/96

LONGEST GAME (Innings)

15 New Mexico St. 4, UNM 3, 2/9/02
 15 UNM 9, Gonzaga 8, 3/31/72
 14 UNM 9, Colorado State 8, 3/17/73
 14 UNM 8, E. New Mexico 7, 2/5-6/96

INDIVIDUAL PITCHING

NO-HIT GAMES (2)

Jim Kremmel
 vs. Arizona, 4/17/70 (9 innings)
 Mike Connell
 vs. N.M. Highlands, 3/24/77 (7 innings)

ONE-HIT GAMES (8)

Tommy Bruskas
 at New Mexico State, 5/8/59
 Lloyd Randel
 at Eastern New Mexico, 4/28/62
 Cliff Fowler
 at UTEP, 3/6/65 (7 innings)
 Stan Quintana
 vs. Colorado State, 3/22/65 (7 innings)
 Cliff Fowler
 vs. San Francisco State, 4/25/65
 Cliff Fowler
 vs. UTEP, 3/23/67 (7 innings)
 Tony Sexton and Chuy Armendariz
 at NMSU, 3/9/68 (6 innings)
 Ron Sims
 vs. NMSU, 3/25/73 (7 innings)

SINGLE GAME STRIKEOUTS

18 Jim Kremmel vs. ENMU, 3/30/70
 18 Jim Kalk vs. Colo. St., 3/14/64 (7 innings)
 17 Jim Serrano vs. Pt. Loma, 2/17/98
 17 Tommy Bruskas at NMSU, 5/8/59
 17 Cliff Fowler at NMSU, 3/19/65 (8 innings)
 17 Bob McAulay vs. Ariz. State, 4/29/66
 16 Gig Brummel vs. NMSU, 4/29/61 (7 inn.)
 16 Gary Jacobs vs. Colo. State, 3/23/70
 16 Arnie Marzullo vs. Colorado, 3/16/73
 15 Jim Kalk vs. Air Force, 3/29/64
 15 Jim Kalk vs. NMSU, 4/11/64
 15 Bob McAulay vs. UTEP, 4/7/66 (7 innings)
 15 Bob McAulay vs. UTEP, 5/13/66
 15 Jim Kremmel vs. Arizona State, 4/10/70
 15 Chris Cooper vs. S. Utah, 2/25/00

INNINGS PITCHED

12 Jim Coleman vs. SDSU, 5/15/92
 11 Tom Bepko vs. South Dakota St., 3/27/75

INDIVIDUAL MISCELLANEOUS

HIT FOR CYCLE (8)


Perry Danforth vs. NMSU, 2/24/73
 Jay Slotnick vs. Texas Tech, 2/10/85
 Jay Slotnick vs. Iowa, 3/27/85
 Dave Kirkpatrick vs. Air Force, 5/14/88
 Mark Wulfert vs. Air Force, 4/3/94
 Chad Alevras vs. E. New Mexico, 4/30/97
 Todd Stroud vs. Air Force, 3/23/02
 Ian Hollick vs. Air Force, 4/13/06 (Game 2)
 Dane Hamilton vs. Binghamton, 3/7/09 (Game 1)

TRIPLE PLAY (3)

4-6-3: Eric Torres, Ray Granillo, Greg Dunn
 at Wyoming, 5/7/89
 5-4-3: Mike DeMore, Travis Young, Ronnie Meng
 vs. Wyoming, 5/6/95
 1-2-5-6-4-3: Garza, Garver, Grant, Allbritton,
 Stiner, Peterson, vs TCU 5/20/11

FIREWORKS

The 1993 New Mexico Lobos were among the nation's leaders in batting (.344) and runs scored (9.23 a game). UNM's offensive prowess was never more evident than in a March 13, 1993, contest against Utah. The Lobos scored 20 runs in the sixth and won, 26-8, banging out 25 hits to tie a school record at the time. At the time, UNM set NCAA records for an inning with 25 plate appearances and 17 RBI while the 20 runs was one short of the NCAA mark. New Mexico's historic half-inning consisted of 12 hits (nine singles, two home runs, one triple) and nine walks. Lobo outfielder Jonathan Gallegos put his name in the NCAA record book as well. Gallegos batted three times in the inning, producing a grand slam and a pair of two-run singles. The eight RBI equaled the national record held by six other players.



Jonathan Gallegos

TEAM RECORDS NEW MEXICO

GAMES PLAYED

67 25-41-1 1983
63 41-22-0 1980
62 33-29-0 1982
61 37-24-0 2012
61 20-41-0 2011
61 37-23-1 1979
60 38-22-0 2010
60 34-26-0 2003
60 26-34-0 2001
60 29-30-1 1999
60 34-25-1 1992

WINS

42 42-17-0 1985
41 41-22-0 1980
38 38-22-0 2010
37 37-24-0 2012
37 37-20-0 2009
37 37-23-1 1979
37 37-13-0 1968
35 35-21-0 2000
35 35-21-0 1993
34 34-25-0 2008
34 34-26-0 2003

LOSSES

41 20-41-0 2011
41 25-41-1 1983
37 10-37-1 1989
35 22-35-0 2002
34 26-34-0 2001
33 25-33-0 1991
32 26-32-0 2005
32 25-32-0 1997
31 27-31-0 1998
31 25-31-0 1990
31 23-31-1 1988

WINNING STREAK

17 1973
14 1969
12 1985
11 1972
10 2012
10 2009
10 1995
10 1980 (twice)

HOME WINS

31 31-9 1980
25 25-10 1985
24 24-9 2009
22 22-8 2010
22 22-6 2003

ROAD WINS

19 19-14 2000
17 17-7 1985
17 17-15 1993

WIN PCT. (min. 40 games)

.740 37-13-0 1968
.712 42-17-0 1985
.674 29-14-0 1972
.651 41-22-0 1980
.649 37-20-0 2009
.633 38-22-0 2010
.625 35-21-0 2000
.625 35-21-0 1993
.615 37-23-1 1979
.607 37-24-0 2012

AT-BATS

2272 2003
2248 1999
2236 2012
2201 2010
2160 2002
2147 2006

RUNS

583 2003
528 2009
524 1999
522 1998
517 1993
515 1985
507 2006

HITS

784 2003
774 1999
770 2009
762 2010
746 2002
728 2012
697 1998

BATTING AVERAGE

.363 2009
.361 1986
.355 1985
.354 1980
.346 2010
.3454 2002
.3451 2003
.3444 1993
.3443 1999

DOUBLES

181 1998
172 2003
161 2010
161 1999
158 2009
158 1997
148 2000

TRIPLES

62 1980
57 1971
48 1972
47 2009
44 1979
42 1966
41 2005
41 1978

HOME RUNS

93 2003
91 1998
85 1999
82 2005
75 2004
70 1985
69 2005

RBI

546 2003
494 2009
485 1999
480 1998
471 2006
457 2010

TOTAL BASES

1281 2003
1226 1999
1189 1998
1175 2009
1153 2005
1093 2010

SLUGGING PCT.

.604 1986
.572 1985
.570 1980
.567 1998
.564 2003
.554 2010
.545 1999

ON BASE PERCENTAGE

.445 1985
.444 1993
.443 1986
.440 1980
.432 2009
.424 2003

WALKS (BATTERS)

321 1987
300 2007
300 1993
291 1971
285 1985
273 1979

STRIKEOUTS (BATTERS)

427 2005
422 1998
401 1997
399 2006
384 2003
380 2001

STOLEN BASES

114 1979
108 1993
107 2000
106 1995
102 1996
96 1977

HIT BY PITCH (BATTERS)

89 2003
71 2006
70 2008
69 1999
66 1998
65 1992

SACRIFICE FLIES

57 2010
42 2001
35 2005
34 1995
32 1994
30 2006
29 2012

FIELDING PCT.

.976 2009
.973 2008
.971 2010
.969 2006
.968 2012

INNINGS PITCHED

541.2 2012
536.1 2010
534.1 2003
528.1 2011
527.0 2008
524.2 2006
519.2 1999

ERA

2.87 1968
3.40 1969
3.86 1975
3.92 1976
4.13 1977
4.21 1973

STRIKEOUTS (PITCHERS)

475 2012
469 1968
414 2010
398 2005
394 2009
391 2000
390 2011

WALKS (PITCHERS)

323 1994
306 1998
306 1997
304 1978
296 1983
286 1999

COMPLETE GAMES

29 1990
26 1974
21 1979
18 1983
17 1976
17 1974

SAVES

14 2012
12 2009
12 1985
11 1982
11 1994
11 2000

SHUTOUTS

7 1985
6 1984
6 1973
5 1969
5 1968

HIT BY PITCH (PITCHERS)

86 2005
81 2004
81 2002
80 2003
77 2001
73 2012

WILD PITCHES

80 1987
79 1994
68 2002
95 1997
62 1988
60 2004

HITTING RECORDS 2013 BASEBALL

GAMES PLAYED (Season)

67	Jim Fregosi, 1983
67	Larry Harrison, 1983
65	Bobby Martinez, 1983
63	Keith Hagman, 1980
63	Walt Arnold, 1980
63	Larry Harrison, 1980

GAMES PLAYED (Career)

244	Larry Harrison, 1980-83
226	Daniel Stovall, 2004-07
225	Tom Francis, 1979-82
223	Lon Yamaguchi, 1996-99
221	Ian Hollick, 2005-08

AT-BATS (Season)

275	Troy Cairns, 2001
268	Mitchell Garver, 2012
267	Dusty Young, 2003
266	Daniel Stovall, 2006
262	Scott Candelaria, 1999
261	Justin Howard, 2010

AT-BATS (Career)

960	Daniel Stovall, 2004-07
895	Travis Young, 1994-97
862	Lon Yamaguchi, 1996-99
842	Dusty Young, 2000-03
837	Larry Harrison, 1980-83
837	Tom Francis, 1979-82

RUNS (Season)

86	Jim Fregosi, 1985
82	Luke Oglesby, 1993
81	Lon Yamaguchi, 1998
79	Jordan Pacheco, 2006
77	Justin Howard, 2010
76	Matt Young, 2003
76	Cory Robbins, 1998

RUNS (Career)

248	Lon Yamaguchi, 1996-99
239	Travis Young, 1994-97
220	Tom Francis, 1979-82
207	Jordan Pacheco, 2005-07
204	Larry Harrison, 1980-83

HITS (Season)

125	Keith Hagman, 1980
119	Justin Howard, 2010
106	Robert Gonzales, 1997
104	DJ Peterson, 2012
103	Scott Candelaria, 2000
101	Mitchell Garver, 2012
101	Mike Brownstein, 2009
101	Dusty Young, 2003

HITS (Career)

340	Travis Young, 1994-97
332	Daniel Stovall, 2005-07
321	Tom Francis, 1979-82
295	Lon Yamaguchi, 1996-99
286	Dusty Young, 2000-03

RBI (Season)

95	Keith Hagman, 1980
94	Chris Alexander, 2003
82	Mark Gulseth, 1993
81	Aaron Sisk, 2000
81	Robert Gonzales, 1998

RBI (Career)

226	Daniel Stovall, 2004-07
225	Chris Alexander, 2000-03
203	Lon Yamaguchi, 1996-99
198	Aaron Sisk, 1998-00
188	Joe Salas, 2001-04

BATTING AVERAGE (Season)

.551	(125-227) Keith Hagman, 1980*
.456	(119-261) Justin Howard, 2010
.445	(94-211) Jim Fregosi, 1985
.442	(95-215) Travis Young, 1996
.438	(88-201) Mark Wulfert, 1995

BATTING AVERAGE (Career)

.460	(182-396) Keith Hagman, 1979-80
.402	(166-413) Justin Howard, 2009-10
.397	(203-511) Robert Gonzales, 1997-98
.394	(149-378) Greg Hall, 1984-85
.384	(269-700) Jordan Pacheco, 2005-07

DOUBLES (Season)

35	Robert Gonzales, 1998
33	Robert Gonzales, 1997
32	DJ Peterson, 2011
32	Justin Howard, 2010
29	Donny Sevieri, 2000

DOUBLES (Career)

78	Daniel Stovall, 2004-07
69	Dusty Young, 2000-03
68	Robert Gonzales, 1997-98
66	Joe Salas, 2001-04
63	Lon Yamaguchi, 1996-99

TRIPLES (Season)

17	Keith Hagman, 1980*
12	Matt Young, 2004
12	Jim Fregosi, 1985
11	Mike Brownstein, 2009
11	Larry Harrison, 1980
11	Aaron Cain, 1978
11	Jim Johnson, 1968

TRIPLES (Career)

31	Larry Harrison, 1980-83
24	Tom Francis, 1979-82
23	Keith Hagman, 1979-80
20	Travis Young, 1994-97
19	Aaron Cain, 1977-79
19	Ron Bunt, 1964-66

HOME RUNS (Season)

25	Chris Alexander, 2003
24	Aaron Sisk, 2000
21	Chris Carlson, 2006
20	Aaron Sisk, 1999
20	Lon Yamaguchi, 1998

HOME RUNS (Career)

53	Aaron Sisk, 1998-00
50	Chris Alexander, 2000-03
42	Daniel Stovall, 2004-07
38	Joe Salas, 2001-04
38	Lon Yamaguchi, 1996-99

TOTAL BASES (Season)

207	Keith Hagman, 1980
185	Justin Howard, 2010
182	DJ Peterson, 2012
180	Jim Fregosi, 1985
177	Robert Gonzales, 1998
174	Chris Alexander, 2003

TOTAL BASES (Career)

550	Daniel Stovall, 2004-07
496	Lon Yamaguchi, 1996-99
460	Travis Young, 1994-97
458	Joe Salas, 2001-04
454	Tom Francis, 1979-82

SLUGGING PERCENTAGE (Season)

.912	(207-227) Keith Hagman, 1980
.853	(180-211) Jim Fregosi, 1985
.804	(86-107) Tracy Young, 1986
.821	(165-201) Mark Wulfert, 1995
.778	(172-221) Lon Yamaguchi, 1998

SLUGGING PERCENTAGE (Career)

.736	(335-455) Chris Carlson, 2005-06
.722	(286-396) Keith Hagman, 1979-80
.703	(442-629) Aaron Sisk, 1998-2000
.686	(293-427) Brian Cavazos-Galvez, 2008-09
.669	(356-532) Mark Wulfert, 1992-95

STOLEN BASES (Season)

56	Luke Oglesby, 1993
40	Mark Wulfert, 1995
39	Travis Young, 1996
35	Travis Young, 1997
33	Aaron Cain, 1979

STOLEN BASES (Career)

123	Travis Young, 1994-1997
74	Aaron Cain, 1977-79
68	Mark Wulfert, 1992-95
66	Matt Foote, 2004-07
62	Tom Francis, 1979-82

WALKS (Season)

56	Mike Foote, 1980
54	Matt Young, 2003
53	Steve McKee, 1987
52	Lon Yamaguchi, 1998
51	Gerardo Yepiz, 1992

WALKS (Career)

152	Lon Yamaguchi, 1996-99
133	Matt Young, 2002-04
126	Gerardo Yepiz, 1990-92
109	Jim Fregosi, 1983-85
108	Ian Hollick, 2005-08
108	Jay Russell, 2004-07
108	Johnny Barros, 1990-93

STRIKEOUTS (Season)

56	Chris Dabbs, 2005
56	Donny Sevieri, 2001
56	Aaron Sisk, 2000
56	Chad Kuhn, 1987
55	Alex Allbritton, 2012
55	Lon Yamaguchi, 1997

STRIKEOUTS (Career)

183	Lon Yamaguchi, 1996-99
174	Jeff Grady, 2002-05
160	Donny Sevieri, 1999-02
158	Matt Foote, 2004-07
146	Daniel Stovall, 2004-07

HIT BY PITCH (Season)

19	Aaron Santini, 1992
18	Matt Foote, 2006
17	Chris Alexander, 2003
17	Chris Armstrong, 1999
15	Dee Dennis, 2000
15	Matt Yost, 1991

HIT BY PITCH (Career)

38	Joe Salas, 2001-04
28	Chris Alexander, 2000-03
28	Aaron Santini, 1991-93
26	Matt Foote, 2004-07
26	Jordan Pacheco, 2004-07
26	Chris Armstrong, 1998-99

HITTING STREAK (Season)

39	Dusty Young, 2003 %
32	Troy Cairns, 2002
29	Aaron Sisk, 1999
29	Antonio Fernandez, 1993
27	Justin Howard, 2010
25	Scott Candelaria, 2000

* - NCAA Record

% - 10th Longest Streak In NCAA History

PITCHING RECORDS NEW MEXICO

APPEARANCES (Season)

32 Joe Coleman, 1987
31 Joe Salas, 2004
29 Joe Warren, 1988
27 Cole White, 2009
27 David Waites, 1997
27 Bill Irwin, 1971

APPEARANCES (Career)

77 Brian Clark, 1988-91
75 Joe Coleman, 1985-88
68 David Steinberg, 1979-82
66 Joe Salas, 2001-04
65 Rudy Jaramillo, 2009-12
62 Gera Sanchez, 2010-2012
62 Kevin Letz, 2002-05

COMPLETE GAMES (Season)

10 Russell Alexanderson, 1990
10 Pat Fetty, 1990
9 Rob Hoover, 1979
9 Arnie Marzullo, 1972
8 Eddie Misquez, 1999
8 Ken Wilp, 1983

COMPLETE GAMES (Career)

20 Rob Hoover, 1976-79
19 Russell Alexanderson, 1986-90
16 Pat Fetty, 1990-91
15 Jim Kremmel, 1968-71
14 Kent Seaman, 1973-75
14 Arnie Marzullo, 1972-73

GAMES STARTED (Season)

18 James Vermilyea, 2002
17 Danny Ray Herrera, 2006
17 James Vermilyea, 2003
17 Chris Cooper, 2001
17 Chris Cooper, 2000
17 Eddie Misquez, 1999
17 Ken Wilp, 1983

GAMES STARTED (Career)

47 Rob Hoover, 1976-79
45 Dean Duane, 1982-85
44 Danny Ray Herrera 2004-06
42 Kurt Hildebrandt, 1991-93, '95
42 Rudy Jaramillo, 2009-12
42 Jim Kremmel, 1968-71

WINS (Season)

14 Dean Duane, 1985
10 Danny Ray Herrera, 2006
10 Luis Gonzalez, 1996
10 Rob Hoover, 1979
9 Mike Albers, 2000
9 Chris Cooper, 2000
9 Jim Serrano, 1998
9 Chris Baum, 1994
9 Ron Adair, 1972
9 Jim Kremmel, 1970
9 Bob McAulay, 1968

WINS (Career)

27 Rob Hoover, 1976-79
24 Bob McAulay, 1966-68
23 Dean Duane, 1982-85
22 Danny Ray Herrera, 2004-06
22 Jim Kremmel, 1968-71

WIN PCT. (Season, Min. 8 Dec.)

1.000 (14-0) Dean Duane, 1985
1.000 (10-0) Danny Ray Herrera, 2006
.875 (7-1) Jim Coleman, 1994
.875 (7-1) Chris Baum, 1993
.818 (9-2) Chris Baum, 1994
.818 (9-2) Bob McAulay, 1968

WINNING PCT. (Career, Min. 15 Dec.)

.772 (17-5) Luis Gonzalez, 1995-96
.750 (12-4) Jim Coleman, 1991-94
.708 (17-7) Chris Baum, 1992-95
.704 (19-8) Ralph Sallee, 1966-68
.688 (11-5) Joe Coleman, 1985-88

INNINGS (Season)

131.1 James Vermilyea, 2002
128.1 Danny Ray Herrera, 2006
126.1 James Vermilyea, 2003
118.0 Eddie Misquez, 1999
116.1 Jim Serrano, 1998

INNINGS (Career)

311.1 Rob Hoover, 1976-79
304.2 Jim Kremmel, 1968-71
303.1 James Vermilyea, 2001-03
294.0 Danny Ray Herrera, 2004-06
279.2 Ron Adair, 1971-74

ERA (Season, 1 IP/Team G)

1.13 Lloyd Randel, 1962
1.44 Bob McAulay, 1968
1.63 Jim Kremmel, 1969
2.16 Jack Wilson, 1977
2.24 Danny Ray Herrera, 2006

ERA (Career, 1 IP/Team G)

2.46 Jack Wilson, 1976-77
2.74 Arnie Marzullo, 1972-73
2.88 Bob McAulay, 1966-68
2.92 Jim Kremmel, 1968-71
3.26 Rick Bodle, 1967-69

STRIKEOUTS (Season)

137 Jim Serrano, 1998
134 Jim Kremmel, 1970
130 Bob McAulay, 1966
128 Bob McAulay, 1968
116 Ralph Sallee, 1967

STRIKEOUTS (Career)

356 Jim Kremmel, 1968-71
334 Bob McAulay, 1966-68
299 Ralph Sallee, 1966-68
251 James Vermilyea, 2001-03
222 Danny Ray Herrera, 2004-06

WALKS (Season)

68 Jim Serrano, 1998
67 Ken Yonker, 1987
61 Dean Duane, 1983
59 Ken Wilp, 1983
58 Barry Kiess, 1997

WALKS (Career)

160 Barry Kiess, 1994-97
146 Moe Camilli, 1978-81
141 Dean Duane, 1982-85
138 Kurt Hildebrandt, 1991-95
136 Jim Kremmel, 1968-71

LOSSES (Season)

11 Ty Van Dyke, 1989
10 Ken Wilp, 1983
9 James Vermilyea, 2002
9 Craig Cuthbert, 1989
9 Kevin Andersh, 1983
9 Jay Higgins, 1964

LOSSES (Career)

21 Barry Kiess, 1994-97
17 Kurt Hildebrandt, 1991-95
17 Brian Clark, 1988-91
17 Ty Van Dyke, 1988-89
17 Kevin Andersh, 1982-84

SAVES (Season)

11 Ed Bartholomew, 1985
9 David Meng, 1994
7 Gera Sanchez, 2011
7 Jeff Perez, 2001
6 Joe Abell, 2000
6 J.C. Ortiz, 1999
5 Bobby Mares, 2012
5 Gera Sanchez, 2010

SAVES (Career)

15 Gera Sanchez, 2010-12
13 Ed Bartholomew, 1983-85
11 Joe Salas, 2001-04
10 David Meng, 1994-95
9 Joe Abell, 1997-00
9 Clinton Cox, 2008-09



Rob Hoover posted a school record 27 wins for UNM from 1976-79.

YEAR-BY-YEAR TEAM HITTING 2013 BASEBALL

HITTING

Year	G	AVG	AB	R	H	RBI	2B	3B	HR	SB-SA	SO	BB	HBP	S-SF	SLG%	OBP
1960	30	.258	1045	135	270	118	35	19	18	--	257	91	--	--	.380	--
1961	25	.284	760	178	216	141	27	19	7	--	133	117	--	--	.397	--
1962	39	.272	986	171	268	133	27	27	12	--	178	132	19	--	.390	.369
1963*	34	.241	638	165	154	75	21	17	2	20	152	73	11	19-6	.331	.330
1964	38	.256	1188	164	305	133	42	32	9	--	236	122	--	42	.369	--
1965	37	.273	1090	185	298	139	40	26	14	13	168	131	--	--	.387	--
1966	40	.300	1299	265	390	218	57	42	8	54	181	150	--	45	.428	--
1967	44	.272	1351	247	368	199	67	31	16	26	216	154	--	--	.403	--
1968	50	.266	1529	244	407	194	46	35	11	35	258	158	--	--	.364	--
1969	48	.257	1511	246	389	187	58	21	10	64	288	215	--	--	.343	--
1970	45	.283	1479	291	418	230	44	23	15	94	223	233	--	38	.374	--
1971	55	.318	1872	467	596	400	88	57	33	67	281	291	--	71	.479	--
1972	53	.290	1774	366	515	302	58	48	18	64	277	227	--	56	.408	--
1973	45	.301	1485	295	447	251	43	35	15	61	182	171	--	39	.407	--
1974	51	.295	1627	270	480	242	87	32	15	53	198	177	--	38	.415	--
1975	50	.278	1606	279	446	219	56	25	8	47	238	192	--	30	.359	--
1976	52	.294	1574	313	463	251	66	34	14	81	186	214	--	44	.406	--
1977	52	.298	1595	338	476	269	54	40	18	96	261	234	--	31	.417	--
1978	55	.306	1673	359	512	297	85	41	23	74	324	238	--	--	.447	--
1979	61	.335	1947	457	653	381	110	44	21	114	247	273	--	49	.469	--
1980	63	.354	1888	487	668	445	135	62	50	56	266	271	18	48	.570	.440
1981	55	.311	1708	357	531	311	84	34	24	42-60	225	208	--	15-23	.442	.414
1982	62	.328	1889	393	619	345	109	34	27	62-81	277	241	--	21-15	.464	.358
1983	67	.275	1940	326	534	267	74	33	29	42-61	299	231	20	29-18	.392	.389
1984	54	.320	1851	393	592	345	115	36	41	54-82	248	197	13	15-22	.487	.341
1985	59	.355	1898	515	674	455	123	39	70	52-79	237	285	22	23-28	.572	.445
1986	48	.361	1554	463	561	409	104	38	66	65-86	256	232	20	13-22	.604	.443
1987	58	.303	1779	421	539	353	90	31	40	79-103	348	321	23	21-22	.456	.422
1988	55	.293	1731	372	507	323	75	24	46	60-81	358	242	20	22-15	.444	.382
1989	48	.278	1427	233	396	197	54	17	15	43-64	242	194	26	11-14	.371	.374
1990	56	.287	1694	348	486	292	75	21	26	69-100	297	213	44	17-17	.402	.381
1991	58	.301	1860	375	559	319	90	26	37	71-96	336	237	43	24-16	.437	.392
1992	60	.317	1866	409	591	358	90	25	33	87-126	280	266	65	23-24	.445	.420
1993	56	.344	1905	517	656	450	115	23	55	108-143	262	300	43	33-11	.515	.444
1994	56	.323	1857	447	599	404	108	21	51	94-119	320	252	56	19-32	.486	.419
1995	55	.333	1867	434	621	392	105	21	45	106-128	290	226	44	26-34	.484	.417
1996	51	.327	1711	349	559	313	96	24	29	102-140	323	202	34	20-25	.462	.408
1997	57	.338	2050	480	692	425	158	27	50	93-125	401	217	47	22-15	.514	.413
1998	58	.332	2098	522	697	480	181	19	91	89-121	422	228	66	29-20	.567	.414
1999	60	.344	2248	524	774	485	161	18	85	78-96	365	220	67	34-12	.545	.407
2000	56	.335	2058	498	690	436	148	25	51	107-135	330	254	50	33-24	.506	.415
2001	60	.306	2098	403	642	358	134	18	34	89-122	380	221	59	21-42	.436	.399
2002	57	.345	2160	493	746	438	139	22	53	75-109	315	199	59	44-29	.504	.408
2003	60	.345	2272	594	784	546	172	23	93	62-87	384	234	89	18-29	.564	.424
2004	56	.326	2052	438	669	394	109	26	75	50-76	351	175	45	27-21	.514	.387
2005	58	.326	2129	493	694	448	131	41	82	40-62	427	219	54	15-35	.542	.397
2006	59	.324	2147	507	696	471	130	19	69	55-72	399	245	71	42-30	.499	.406
2007	58	.310	2022	421	626	378	113	15	36	62-84	331	300	58	58-28	.434	.409
2008	59	.314	2118	424	664	389	136	25	40	59-82	287	198	70	54-27	.458	.386
2009	57	.363	2120	528	770	494	158	47	51	74-91	272	218	61	61-28	.554	.432
2010	60	.346	2201	494	762	457	161	24	40	49-79	322	247	41	25-57	.496	.418
2011	61	.271	2091	304	566	264	101	14	18	29-49	370	176	44	50-18	.358	.337
2012	61	.326	2236	468	728	434	133	30	45	61-81	338	219	38	40-29	.472	.391
Total:	2,802	.313	92,524	19,865	28,963	17,254	5,018	1,550	1,884	3,227	15,042	11,281	1,440	1,485-818	.469	.397

* Records available for only 20 games in 1963. Non-conference away results unavailable.

YEAR-BY-YEAR TEAM PITCHING

NEW MEXICO

PITCHING

Year	IP	H	R	ER	BB	SO	WP	HP	W-L	ERA	CG	SV
1960	258.0	273	216	145	164	208	10	5	11-19	5.06	--	--
1961	201	224	182	156	119	174	14	9	13-12	6.99	10	--
1962	243.1	236	172	111	110	190	17	18	16-14	4.07	--	--
1963*	170.2	186	120	84	88	97	10	13	18-16	4.43	8	--
1964	300.0	421	309	238	152	244	34	13	8-29^	7.13	--	--
1965	317.2	300	238	168	156	276	10	18	18-19	4.76	--	--
1966	320.0	390	254	194	174	313	--	--	23-17	5.38	11	--
1967	377.1	380	239	180	183	360	27	--	24-19^	4.29	11	--
1968	407.0	329	173	130	206	469	--	--	37-13	2.87	15	--
1969	412.0	403	206	156	168	378	26	--	30-17^	3.40	12	--
1970	381.0	401	218	182	186	372	--	--	27-18	4.29	13	--
1971	466.2	482	310	253	238	384	--	--	29-26	4.88	8	--
1972	444.1	499	302	251	247	325	--	--	29-24	5.08	15	--
1973	374.1	381	237	175	217	254	22	7	28-17	4.21	15	--
1974	420.0	477	288	223	213	247	25	6	28-23	4.78	17	--
1975	420.0	463	245	180	172	309	--	--	26-24	3.86	26	--
1976	404.1	431	259	176	166	277	--	--	28-24	3.92	17	--
1977	405.1	420	255	186	190	298	--	--	32-20	4.13	7	--
1978	434.2	488	342	279	246	304	--	--	31-24	5.78	15	--
1979	481.0	521	325	252	233	220	--	--	37-23^	4.72	21	--
1980	462.2	560	378	307	224	260	12	14	41-22	5.97	6	--
1981	414.0	573	432	305	219	188	31	21	24-30^	6.63	11	5
1982	455.1	527	330	240	238	315	38	18	33-29	4.74	13	11
1983	490.1	626	431	324	296	364	57	20	25-41^	5.95	18	5
1984	440.2	516	337	257	235	314	46	31	31-26^	5.25	11	7
1985	455.0	558	350	274	242	308	28	20	42-17	5.42	11	12
1986	350.1	486	414	323	256	282	59	18	26-21^	8.30	8	4
1987	447.2	604	461	363	257	262	80	31	29-29	7.30	13	5
1988	419.1	636	510	428	262	251	62	34	23-31^	9.19	12	7
1989	350.1	585	443	385	164	177	43	23	10-37^	9.89	16	0
1990	420.2	513	346	278	208	232	25	12	25-31	5.95	29	5
1991	460.0	630	422	352	259	296	58	37	25-33	6.90	15	7
1992	469.1	534	327	282	260	267	43	29	34-25^	5.41	13	10
1993	449.1	584	387	344	227	293	34	28	35-21	6.89	13	4
1994	450.1	562	430	372	323	311	79	44	32-24	7.43	3	11
1995	443.2	585	406	334	239	333	45	39	29-26	6.78	6	3
1996	413.0	508	317	268	191	334	43	42	27-24	5.84	13	7
1997	469.0	626	479	399	306	340	65	58	25-32	7.66	2	8
1998	492.0	713	570	494	306	368	54	49	27-31	9.04	11	4
1999	519.2	722	490	429	286	361	42	48	29-30^	7.43	10	9
2000	490.0	578	395	352	249	391	58	52	35-21	6.47	9	11
2001	515.2	661	434	372	220	366	34	77	26-34	6.59	7	10
2002	502.2	728	523	463	264	369	68	81	22-35	8.29	6	5
2003	534.1	706	459	391	192	366	52	80	34-26	6.59	3	7
2004	489.0	623	434	372	253	376	60	81	26-29^	6.85	3	7
2005	512.0	750	537	458	255	398	55	86	26-32	8.05	6	9
2006	524.2	706	463	404	249	323	31	59	30-29	6.93	4	6
2007	509.2	640	374	332	209	326	44	60	28-30	5.86	6	6
2008	527.0	658	394	332	201	358	21	56	34-25	5.67	4	7
2009	506.2	587	341	296	217	394	41	61	37-20	5.26	1	12
2010	536.1	673	379	322	203	414	39	48	38-22	5.40	3	9
2011	528.1	612	390	341	213	390	46	52	20-41	5.81	5	9
2012	541.2	605	309	265	195	475	44	73	37-24	4.40	4	14
Total	22,829.1	27,880	18,582	15,147	11,546	16,501	1,732	1,571	1,634-1,495-13	5.97	516	236

^ Denotes tie

* Records available for only 20 games in 1963. Non-conference away results unavailable.

YEAR-BY-YEAR STAT LEADERS

2013 BASEBALL

GAMES PLAYED

1962	Isidro Rubi	30
1963	Gary Ness	33
1964	Max Forrest	38
1965	Three with	37
1966	Mark Johnson	40
1967	Two with	48
1968	Mike McLaughlin	50
1969	Two with	48
1970	Rick Laub	44
1971	Larry Minarsich	53
1972	Three with	53
1973	Four with	45
1974	Mike Pettenuzzo	50
1975	Two with	50
1976	Mike Delmonico	50
1977	Steve Muccio	49
1978	Aaron Cain	54
1979	Steve Muccio	61
1980	Three with	63
1981	Tom Francis	54
1982	Two with	62
1983	Two with	67
1984	Jay Slotnick	55
1985	Jim Fregosi	59
1986	Three with	48
1987	Steve McKee	58
1988	Chad Kuhn	55
1989	Eric Torres	48
1990	Colclough/Miller	55
1991	Huitt/Yost	57
1992	Roe/Yepiz	60
1993	Three with	56
1994	Three with	56
1995	Young/Sousa	55
1996	Young/Hosino	51
1997	Three tied	57
1998	Yamaguchi/Gonzales	57
1999	Candelaria/Sisk	60
2000	Aaron Sisk	56
2001	Troy Cairns	60
2002	Cairns/Alexander	56
2003	Four with	58
2004	Joe Salas/Matt Young	56
2005	Daniel Stovall	58
2006	Five with	59
2007	Daniel Stovall	58
2008	Atkinson/Brownstein	59
2009	Atkinson/Brownstein/ Gonzalez/Willett	57
2010	Daniel Gonzalez	60
2011	Garver/Peterson	61
2012	Garver/Peterson/Stiner	61

AT-BATS

1962	Rubi/Ness	106
1963	Gary Ness	130
1964	Max Forrest	127
1965	Mark Johnson	137
1966	Mark Johnson	146
1967	Mark Johnson	157
1968	Mike McLaughlin	180
1969	Jim Johnson	166
1970	Rick Wicks	163
1971	Faford/Smith	193
1972	Perry Danforth	215

1973	Perry Danforth	189
1974	Mike Pettenuzzo	193
1975	Mike Pettenuzzo	188
1976	Mike Delmonico	181
1977	Kyle Rutledge	169
1978	Aaron Cain	201
1979	Aaron Cain	232
1980	Keith Hagman	227
1981	Tom Francis	209
1982	Tom Francis	239
1983	Larry Harrison	225
1984	Jay Slotnick	196
1985	Jim Fregosi	211
1986	Glen Russell	187
1987	Steve McKee	199
1988	Dave Kirkpatrick	208
1989	Eric Torres	208
1990	Mark Colclough	192
1991	Paul Huitt	196
1992	Tommy Roe	210
1993	Antonio Fernandez	221
1994	Antonio Fernandez	213
1995	Travis Young	225
1996	Travis Young	215
1997	Travis Young	253
1998	Robert Gonzales	259
1999	Scott Candelaria	262
2000	Scott Candelaria	258
2001	Troy Cairns	275
2002	Chris Alexander	249
2003	Dusty Young	267
2004	Josh Mader	233
2005	Daniel Stovall	246
2006	Daniel Stovall	266
2007	Daniel Stovall	249
2008	Mike Browstein	254
2009	Kevin Atkinson	230
2010	Justin Howard	261
2011	Kyle Stiner	252
2012	Mitchell Garver	268

RUNS

1962	Isidro Rubi	30
1963	Isidro Rubi	27
1964	Gary Ness	24
1965	Mark Johnson	27
1966	Mark Johnson	38
1967	Two with	34
1968	Mike McLaughlin	39
1969	Bob Faford	35
1970	Ken Johnson	47
1971	Bob Faford	72
1972	Garcia/Mernick	54
1973	Dan Fitzgerald	52
1974	Mark Hiller	46
1975	Mark Hiller	50
1976	Bob Bartell	40
1977	Aaron Cain	48
1978	Aaron Cain	55
1979	Aaron Cain	71
1980	Keith Hagman	73
1981	Tom Francis	57
1982	Tom Francis	61
1983	Larry Harrison	54
1984	Jay Slotnick	45
1985	Jim Fregosi	86

1986	Steve McKee	65
1987	Steve McKee	69
1988	Chad Kuhn	45
1989	Eric Torres	38
1990	Thane Miller	45
1991	Gerardo Yepiz	55
1992	Gerardo Yepiz	57
1993	Luke Oglesby	82
1994	Mark Wulfert	64
1995	Mark Wulfert	63
1996	Travis Young	56
1997	Travis Young	72
1998	Lon Yamaguchi	81
1999	Lon Yamaguchi	75
2000	Aaron Sisk	69
2001	Troy Cairns	57
2002	Matt Young	64
2003	Matt Young	76
2004	Matt Young	60
2005	Chris Carlson	66
2006	Jordan Pacheco	79
2007	Jordan Pacheco	63
2008	Mike Brownstein	53
2009	Mike Brownstein	72
2010	Justin Howard	77
2011	Kyle Stiner	42
2012	Mitchell Garver	68

BATTING AVERAGE

1962	Isidro Rubi	.387
1963	Isidro Rubi	.315
1964	Gary Ness	.386
1965	Ron Bunt	.331
1966	Dave Chase	.374
1967	Dave Chase	.327
1968	Mike McLaughlin	.350
1969	Bob Faford	.327
1970	Larry Minarsich	.394
1971	Bob Faford	.430
1972	Hank Garcia	.350
1973	Dan Fitzgerald	.408
1974	Mike Pettenuzzo	.363
1975	Mike Pettenuzzo	.367
1976	Mike Delmonico	.370
1977	Steve Muccio	.378
1978	Duffy Ryan	.394
1979	Tom Francis	.392
1980	Keith Hagman	.551*
1981	Tom Francis	.388
1982	Barry Brunenkant	.389
1983	Brian Kubala	.342
1984	Greg Hall	.352
1985	Jim Fregosi	.445
1986	Marc Iannaccone	.425
1987	Nate Johnsen	.359
1988	Jim Shevlin	.346
1989	Eric Torres	.371
1990	Gerardo Yepiz	.356
1991	Matt Yost	.379
1992	Mark Gulseth	.371
1993	Antonio Fernandez	.430
1994	Antonio Fernandez	.385
1995	Mark Wulfert	.438
1996	Travis Young	.442
1997	Robert Gonzales	.421
1998	Lon Yamaguchi	.385

YEAR-BY-YEAR STAT LEADERS

NEW MEXICO

1999	Okano/Armstrong	.371
2000	Scott Candelaria	.399
2001	Stanley/Cairns	.349
2002	Josh Mader	.388
2003	Sean Murray	.383
2004	Josh Mader	.395
2005	Jordan Pacheco	.408
2006	Ian Hollick	.376
2007	Jordan Pacheco	.397
2008	Brian Cavazos-Galvez	.367
2009	Rafael Neda	.415
2010	Justin Howard	.456
2011	DJ Peterson	.317
2012	DJ Peterson	.419

HITS

1962	Isidro Rubi	41
1963	Gary Ness	38
1964	Gary Ness	46
1965	Ron Bunt	43
1966	Dave Chase	39
1967	Paul LaPrairie	45
1968	Mike McLaughlin	63
1969	Faford/Johnson	53
1970	Ron Wicks	52
1971	Bob Faford	83
1972	Perry Danforth	71
1973	Dan Fitzgerald	71
1974	Mike Pettenuzzo	71
1975	Mike Pettenuzzo	69
1976	Mike Delmonico	67
1977	Steve Muccio	59
1978	Aaron Cain	72
1979	Aaron Cain	88
1980	Keith Hagman	125
1981	Tom Francis	81
1982	Barry Brunenkant	84
1983	Larry Harrison	68
1984	Jay Slotnick	65
1985	Jim Fregosi	94
1986	Glen Russell	76
1987	Steve McKee	68
1988	Dave Kirkpatrick	63
1989	Eric Torres	65
1990	Tommy Roe	60
1991	Matt Yost	74
1992	Gulseth/Santini	73
1993	Antonio Fernandez	95
1994	Antonio Fernandez	82
1995	Mark Wulfert	88
1996	Travis Young	95
1997	Robert Gonzales	106
1998	Robert Gonzales	97
1999	Scott Candelaria	96
2000	Scott Candelaria	103
2001	Troy Cairns	96
2002	Troy Cairns	92
2003	Dusty Young	101
2004	Josh Mader	92
2005	Jordan Pacheco	95
2006	Jordan Pacheco	87
2007	Daniel Stovall	91
2008	Mike Brownstein	89
2009	Mike Brownstein	101
2010	Justin Howard	119
2011	DJ Peterson	78

2012	DJ Peterson	104
RUNS BATTED IN		
1962	Isidro Rubi	22
1963	Gary Ness	21
1964	Gary Ness	23
1965	Bunt/Pappan	23
1966	Dave Chase	39
1967	Mark Johnson	33
1968	Jim Palmer	31
1969	Jim Johnson	43
1970	Larry Minarsich	34
1971	Bob Faford	62
1972	Dan Fitzgerald	62
1973	Dan Fitzgerald	45
1974	Mike Pettenuzzo	46
1975	Mike Pettenuzzo	50
1976	Mike Delmonico	42
1977	Steve Muccio	43
1978	John Konitzer	43
1979	Steve Muccio	54
1980	Keith Hagman	95
1981	Larry Harrison	38
1982	Barry Brunenkant	56
1983	Fregosi/Kubala	38
1984	Greg Hall	51
1985	Jim Fregosi	69
1986	Glen Russell	58
1987	Johnsen/McKee	46
1988	Nate Johnsen	46
1989	Mark Pruessmann	26
1990	Mark Colclough	40
1991	Matt Yost	62
1992	Mark Gulseth	72
1993	Mark Gulseth	82
1994	Antonio Fernandez	67
1995	Mark Wulfert	80
1996	Chad Alevras	42
1997	Chad Alevras	69
1998	Robert Gonzales	81
1999	Aaron Sisk	76
2000	Aaron Sisk	81
2001	Chris Alexander	44
2002	Chris Alexander	78
2003	Chris Alexander	94
2004	Josh Mader	56
2005	Chris Carlson	79
2006	Chris Carlson	79
2007	Daniel Stovall	59
2008	Brian Cavazos-Galvez	55
2009	Brian Cavazos-Galvez	63
2010	Justin Howard	72
2011	DJ Peterson	48
2012	DJ Peterson	78
DOUBLES		
1962	Ness/Rubi	4
1963	Dick Tessitore	7
1964	Gary Ness	7
1965	Ron Bunt	9
1966	Mark Johnson	11
1967	Paul LaPrairie	11
1968	Mike McLaughlin	10
1969	Jim Palmer	9
1970	Armando Reyes	8
1971	Bob Faford	17

1972	Adair/Fitzgerald	10
1973	Gary Stewart	10
1974	Gary Stewart	13
1975	Mark Hiller	11
1976	Mike Delmonico	16
1977	Kyle Rutledge	11
1978	Duffy Ryan	13
1979	Steve Muccio	17
1980	Keith Hagman	27
1981	Tom Francis	15
1982	Barry Brunenkant	28
1983	Bob Gemignani	12
1984	Greg Hall	14
1985	Greg Hall	20
1986	Jim Logan	18
1987	Steve McKee	16
1988	Jim Shevlin	11
1989	Eric Torres	11
1990	Miller/Roe	13
1991	Paul Huitt	16
1992	Three with	13
1993	Keith Quigley	21
1994	Travis Young	17
1995	Mark Wulfert	24
1996	Young/Hosino	13
1997	Robert Gonzales	33
1998	Robert Gonzales	35
1999	Aaron Sisk	22
2000	Donny Sevieri	29
2001	Troy Cairns	26
2002	Dusty Young	25
2003	Dusty Young	25
2004	Joe Salas	18
2005	Chris Carlson	24
2006	Daniel Stovall	25
2007	Jordan Pacheco	21
2008	Kevin Atkinson	18
2009	Mike Brownstein	23
2010	Justin Howard	32
2011	DJ Peterson	32
2012	Mitchell Garver	27

TRIPLES

1962	Gary Ness	6
1963	Gary Ness	6
1964	Ron Bunt	7
1965	Ron Bunt	7
1966	Dave Chase	10
1967	Paul LaPrairie	6
1968	Jim Johnson	11
1969	Bob Faford	5
1970	Faford/R. Wicks	5
1971	Ken Johnson	10
1972	Dan Fitzgerald	12
1973	Dan Fitzgerald	8
1974	Pettenuzzo/Hiller	8
1975	Mike Pettenuzzo	7
1976	Delmonico/Bartell	7
1977	Bob Bartell	6
1978	Aaron Cain	11
1979	Mike Foote	7
1980	Keith Hagman	17*
1981	Tom Francis	9
1982	Larry Harrison	6
1983	Larry Harrison	9
1984	Jay Slotnick	8

YEAR-BY-YEAR STAT LEADERS

2013 BASEBALL

1985	Jim Fregosi	12
1986	McKee/Sparks	8
1987	Steve McKee	6
1988	Chad Kuhn	5
1989	Eric Torres	5
1990	Terance Frazier	5
1991	Mark Colclough	5
1992	Tommy Roe	5
1993	Fernandez/Wulfert	4
1994	Mark Wulfert	8
1995	Ryan Wright	5
1996	Travis Young	10
1997	Travis Young	6
1998	Four tied	3
1999	Lon Yamaguchi	5
2000	Troy Cairns	6
2001	Troy Cairns	6
2002	Troy Cairns	5
2003	Josh Mader	5
2004	Matt Young	12
2005	Garrick Haymore	9
2006	Dane Hamilton	4
2007	Matt Foote	4
2008	Atkinson/Brownstein	4
2009	Mike Brownstein	11
2010	Daniel Gonzalez	5
2011	Stiner/Peterson	3
2012	Josh Melendez	9

HOME RUNS

1962	Isidro Rubi	6
1963	Ness/Tessitore	2
1964	Gary Ness	3
1965	Ness/Pappan	3
1966	Three with	2
1967	Greg With	4
1968	Johnson/Schawel	2
1969	Jim Johnson	4
1970	Larry Minarsich	5
1971	Bob Faford	8
1972	Garcia/Fitzgerald	4
1973	Dan Fitzgerald	6
1974	Mike Pettenuzzo	7
1975	Mike Pettenuzzo	3
1976	Mike Delmonico	5
1977	Kyle Rugledge	5
1978	Walt Arnold	7
1979	Walt Arnold	5
1980	Walt Arnold	12
1981	Andy Trujeque	8
1982	Mark Biren	10
1983	Brian Kubala	10
1984	Greg Hall	8
1985	Jim Fregosi	15
1986	Snyder/Young	12
1987	Kuhn/McKee	7
1988	Dave Kirkpatrick	10
1989	Roe/Torres	3
1990	Paul Huitt	6
1991	Matt Yost	18
1992	Mark Gulseth	11
1993	Mark Gulseth	18
1994	Antonio Fernandez	13
1995	Mark Wulfert	15
1996	Adam Taylor	10
1997	Chad Alevras	13

1998	Lon Yamaguchi	20
1999	Aaron Sisk	20
2000	Aaron Sisk	24
2001	Donny Sevieri	9
2002	Chris Alexander	19
2003	Chris Alexander	25
2004	Daniel Stovall/Joe Salas	12
2005	Pacheco/Carlson/Grady	15
2006	Chris Carlson	21
2007	Daniel Stovall	11
2008	Brian Cavazos-Galvez	11
2009	Brian Cavazos-Galvez	15
2010	Rafael Neda	11
2011	DJ Peterson	6
2012	DJ Peterson	17

TOTAL BASES

1962	Isidro Rubi	65
1963	N/A	
1964	Gary Ness	74
1965	Ron Bunt	72
1966	Dave Chase	81
1967	M. Johnson/With	71
1968	Mike McLaughlin	86
1969	Bob Faford	80
1970	Larry Minarsich	76
1971	Bob Faford	138
1972	Dan Fitzgerald	110
1973	Dan Fitzgerald	113
1974	Mike Pettenuzzo	119
1975	Mike Pettenuzzo	101
1976	Mike Delmonico	112
1977	Kyle Rutledge	91
1978	Ryan/Arnold	91
1979	Aaron Cain	132
1980	Keith Hagman	207
1981	Tom Francis	120
1982	Barry Brunenkant	96
1983	Larry Harrison	109
1984	Jay Slotnick	112
1985	Jim Fregosi	180
1986	Glen Russell	129
1987	Steve McKee	117
1988	Dave Kirkpatrick	108
1989	Eric Torres	95
1990	Thane Miller	90
1991	Matt Yost	142
1992	Mark Gulseth	125
1993	Mark Gulseth	143
1994	Antonio Fernandez	135
1995	Mark Wulfert	165
1996	Travis Young	134
1997	Robert Gonzales	166
1998	Robert Gonzales	177
1999	Aaron Sisk	173
2000	Aaron Sisk	173
2001	Troy Cairns	140
2002	Chris Alexander	171
2003	Chris Alexander	174
2004	Josh Mader	140
2005	Chris Carlson	168
2006	Chris Carlson	167
2007	Daniel Stovall	146
2008	Atkinson/Cavazos-Galvez	133
2009	Brian Cavazos-Galvez	160
2010	Justin Howard	185

2011	DJ Peterson	134
2012	DJ Peterson	182

WALKS

1962	Isidro Rubi	30
1963	N/A	
1964	Max Forrest	18
1965	James Pappan	27
1966	Paul LaPrairie	20
1967	Paul LaPrairie	27
1968	Jim Palmer	33
1969	K. Johnson/Palmer	28
1970	K. Johnson	33
1971	Bob Faford	41
1972	Dennis Mernick	43
1973	Ron Adair	26
1974	Mark Hiller	38
1975	Lloyd Thompson	27
1976	Joe Pistono	33
1977	Steve Muccio	30
1978	Kyle Rutledge	37
1979	Steve Muccio	40
1980	Mike Foote	56
1981	Bob Gemignani	33
1982	Barry Brunenkant	33
1983	Jim Fregosi	34
1984	Jim Fregosi	28
1985	Jim Fregosi	47
1986	Steve McKee	34
1987	Steve McKee	53
1988	Chad Kuhn	43
1989	Brian McGuire	23
1990	Gerardo Yepiz	36
1991	Gerardo Yepiz	39
1992	Gerardo Yepiz	51
1993	Aaron Santini	46
1994	Kenny Copeland	35
1995	Dan Sousa	28
1996	Adam Taylor	30
1997	Lon Yamaguchi	42
1998	Lon Yamaguchi	52
1999	Lon Yamaguchi	41
2000	Aaron Sisk	46
2001	Anthony Lovato	34
2002	Matt Young	42
2003	Matt Young	54
2004	Matt Young	37
2005	Chris Carlson	38
2006	Jordan Pacheco	39
2007	Jordan Pacheco	43
2008	Mike Brownstein	29
2009	Mike Brownstein	34
2010	Justin Howard	31
2011	Mitchell Garver	28
2012	Mitchell Garver	33

STOLEN BASES

1965	BJ Thompson	5
1966	Two with	8
1967	Paul LaPrairie	10
1968	Glen Schawel	18
1969	Ken Johnson	16
1970	Ken Johnson	26
1971	Larry Minarsich	18
1972	Dennis Mernick	18
1973	Dan Fitzgerald	27

YEAR-BY-YEAR STAT LEADERS

NEW MEXICO

1974	Mark Hiller	14
1975	Mark Hiller	15
1976	Art DeLao	19
1977	Aaron Cain	22
1978	Kyle Rutledge	20
1979	Aaron Cain	33
1980	Mike Foote	12
1981	Tom Francis	13
1982	Tom Francis	26
1983	Larry Harrison	12
1984	Jim Fregosi	11
1985	Jim Fregosi	13
1986	Steve McKee	16
1987	Steve McKee	16
1988	Jim Shevlin	12
1989	Eric Torres	13
1990	Terance Frazier	17
1991	Craig Jackson	21
1992	Aaron Santini	21
1993	Luke Oglesby	56
1994	Mark Wulfert	23
1995	Mark Wulfert	40
1996	Travis Young	39
1997	Travis Young	35
1998	Mike Campbell	19
1999	Mike Campbell	22
2000	Aaron Stanley	24
2001	Aaron Stanley	27
2002	Matt Young	17
2003	Cory Lizarraga	16
2004	Matt Young	16
2005	Matt Foote	11
2006	Matt Foote	24
2007	Matt Foote	13
2008	Mike Brownstein	20
2009	Mike Brownstein	20
2010	Max Willett	15
2011	Wilson/Stiner	5
2012	Josh Melendez	23

SACRIFICES

1981	Ben Bregman	4
1982	Bobby Martinez	4
1983	Gemignani/Velasco	5
1984	Five with	2
1985	Three with	3
1986	Sparks/Velasco	3
1987	Pruessmann/Torres	5
1988	Tom Turner	6
1989	Granillo/Pruessmann	2
1990	Colclough/Yepiz	3
1991	Rob Jaramillo	4
1992	David Gomez	4
1993	Luke Oglesby	5
1994	Travis Young	9
1995	Mike DeMore	7
1996	David Hosino	8
1997	Lon Yamaguchi	5
1998	Miguel Montiel	7
1999	Three tied	2
2000	Troy Cairns	5
2001	Aaron Stanley	8
2002	D. Young/M. Young	8
2003	Mike Svetlic	12
2004	Matt Young/Josh Mader	4

2005	Matt Foote/Jeff Grady	4
2006	Jay Russell	12
2007	Scott Gracey	13
2008	Adam Courcha	9
2009	Max Willett	15
2010	Chris Juarez	12
2011	Ben Woodchick/Alex Allbritton	9
2012	Kyle Stiner	11

SACRIFICE FLIES

1981	Mark Berardi	4
1982	Bobby Martinez	4
1983	Bob Gemignani	4
1984	Rob Hall	4
1985	Glen Russell	8
1986	Bob Velasco	5
1987	Jim Shevlin	5
1988	Dave Kirkpatrick	4
1989	McGuire/Orona	3
1990	Three with	3
1991	Matt Yost	3
1992	Gerardo Yepiz	5
1993	Antonio Fernandez	10
1994	Fernandez/Wulfert	4
1995	Mark Wulfert	7
1996	Three players	3
1997	Alevras/Young	4
1998	Robert Gonzales	6
1999	Candelaria/Sisk	9
2000	Aaron Stanley	8
2001	Chris Alexander	5
2002	Troy Cairns	11
2003	Three with	3
2004	Tim Grady/Matt Young	4
2005	Chris Carlson	9
2006	Chris Carlson	10
2007	Matt Hibbits	5
2008	Six with	3
2009	Ryan Honeycutt	5
2010	Justin Howard	6
2011	Kyle Stiner/ Alex Allbritton	3
2012	Josh Melendez	6

HIT BY PITCH

1980	Mike Foote	5
1981	N/A	
1982	N/A	
1983	Bob Gemignani	4
1984	Rob Hicks	3
1985	Greg Hall	4
1986	McKee/Snyder	4
1987	Steve McKee	11
1988	Mark Pruessmann	5
1989	Kirkpatrick/Pruessmann	4
1990	Paul Huitt	14
1991	Matt Yost	15
1992	Aaron Santini	19
1993	Luke Oglesby	13
1994	Three tied with	8
1995	Jaime Garcia	11
1996	Adam Taylor	8
1997	Jeff Hix	10
1998	Cory Robbins	13
1999	Chris Armstrong	17
2000	Dee Dennis	15
2001	Donny Sevieri	11

2002	Tajima/M. Young	9
2003	Chris Alexander	17
2004	Joe Salas	14
2005	Garrick Haymore	12
2006	Matt Foote	18
2007	Scott Gracey	9
2008	Scott Gracey	13
2009	Dane Hamilton	11
2010	Rafael Neda	9
2011	DJ Peterson	10
2012	Ryan Padilla	13

APPEARANCES

1965	Jim Kalk	14
1966	Bob McAulay	17
1967	Ralph Sallee	17
1968	Rick Bodle	17
1969	Ron Sims	15
1970	Jim Kremmel	18
1971	Bill Irwin	27
1972	Rick Koch	18
1973	Koch/Miller	13
1974	Don Junick	15
1975	Beilsmith/Seaman	14
1976	Jack Wilson	15
1977	Jack Wilson	20
1978	Danny Muth	24
1979	Bobby Rivera	16
1980	Jim Sharpe	19
1981	Keil Higgins	22
1982	Hale/Steinberg	21
1983	Three with	20
1984	Bret Davis	20
1985	Ed Bartholomew	20
1986	Mark Schrewsbury	21
1987	Joe Coleman	32
1988	Joe Warren	29
1989	Craig Cuthbert	20
1990	Brian Clark	15
1991	Brian Clark	21
1992	Steve Foss	20
1993	Steve Foss	18
1994	David Meng	22
1995	Gonzalez/Meng	22
1996	David Waites	18
1997	David Waites	27
1998	Rick Gonzales	22
1999	J.C. Ortiz	26
2000	Abell/Cooper	18
2001	Jeff Perez	21
2002	Derek McCready	22
2003	Adrian Soto	23
2004	Joe Salas	31
2005	Javier Lopez	21
2006	Damon Miller	23
2007	Brandon Hewett	22
2008	Clinton Cox	26
2009	Cole White	27
2010	Edwin Carl	26
2011	Richard Olson	22
2012	Bobby Mares/Hobie McClain	22

COMPLETE GAMES

1966	Bob McAulay	6
1967	Ralph Sallee	4
1968	Bob McAulay	5

YEAR-BY-YEAR STAT LEADERS 2013 BASEBALL

1969	Jim Kremmel	6
1970	Jim Kremmel	7
1971	Joe Waid	4
1972	Arnie Marzullo	9
1973	Koch/Marzullo	5
1974	Kent Seaman	6
1975	Beilsmith/Seaman	7
1976	Pat Beilsmith	6
1977	Rob Hoover	3
1978	Rob Hoover	5
1979	Rob Hoover	9
1980	Moe Camilli	3
1981	Bobby Rivera	5
1982	Keil Higgins	7
1983	Ken Wilp	8
1984	Three with	3
1985	Davis/Duane	5
1986	Cemy/Sparks	3
1987	Steve Paar	6
1988	Steve Paar	7
1989	Brian Clark	6
1990	Alexanderson/Fetty	13
1991	Tom Kelly	7
1992	Mike Gunderson	4
1993	Kurt Hildebrandt	5
1994	Three tied with	1
1995	Kurt Hildebrandt	5
1996	Luis Gonzalez	6
1997	Scott Strickland	2
1998	Jim Serrano	7
1999	Eddie Misquez	8
2000	Chris Cooper	5
2001	Chris Cooper	4
2002	James Vermilyea	4
2003	James Vermilyea	3
2004	Jason Fernandez	2
2005	Gaarder/Herrera	2
2006	Danny Ray Herrera	3
2007	Jacob Norton	3
2008	Bobby LaFromboise	2
2009	Rudy Jaramillo	1
2010	Willy Kesler	3
2011	Rudy Jaramillo	3
2012	Austin House	3

WINS

1962	Lloyd Randel	7
1963	Gary Zahm	5
1964	Jim Kalk	4
1965	Jay Higgins	5
1966	Bob McAulay	8
1967	Ralph Sallee	7
1968	Bob McAulay	9
1969	Jim Kremmel	7
1970	Jim Kremmel	9
1971	Joe Waid	7
1972	Ron Adair	9
1973	Rick Koch	6
1974	Three with	5
1975	Beilsmith/Seaman	7
1976	Pat Beilsmith	7
1977	Rob Hoover	7
1978	John Cherney	6
1979	Rob Hoover	10
1980	Bobby Rivera	8
1981	Higgins/Sharpe	6

1982	Keil Higgins	7
1983	Dean Duane	5
1984	Rod Nichols	6
1985	Dean Duane	14
1986	Three with	5
1987	Coleman/Warren	8
1988	Coleman/Parr	6
1989	Brian Clark	5
1990	Pat Fetty	6
1991	Pat Fetty	6
1992	Joe Romero	8
1993	Baum/Hildebrandt	7
1994	Chris Baum	9
1995	Gonzalez/Hildebrandt	7
1996	Luis Gonzalez	10
1997	Three tied	4
1998	Jim Serrano	9
1999	Eddie Misquez	7
2000	Cooper/Albers	9
2001	Chris Cooper	6
2002	James Vermilyea	7
2003	James Vermilyea	7
2004	Jason Fernandez	7
2005	Danny Ray Herrera	8
2006	Danny Ray Herrera	10
2007	Bobby LaFromboise	7
2008	LaFromboise/Norton	6
2009	John Hesketh	6
2010	Willy Kesler	6
2011	Bobby Mares/Rudy Jaramillo	4
2012	House/Walker/Sanchez	8

GAMES STARTED

1966	Bob McAulay	12
1967	Bob McAulay	11
1968	Bob McAulay	14
1969	Jim Kremmel	12
1970	Jim Kremmel	13
1971	Jim Kremmel	15
1972	Adair/Marzullo	13
1973	Koch/Marzullo	10
1974	Three with	10
1975	Kent Seaman	14
1976	Pat Beilsmith	14
1977	Rob Hoover	12
1978	Cherney/Hoover	13
1979	Rob Hoover	14
1980	Camilli/Rivera	13
1981	Bobby Rivera	13
1982	Jim Sharpe	14
1983	Ken Wilp	17
1984	Kevin Andersh	14
1985	Dean Duane	16
1986	Chris Cerny	12
1987	Ken Yonker	16
1988	Joe Coleman	16
1989	Ty Van Dyke	13
1990	Alexanderson/Fetty	13
1991	Pat Fetty	15
1992	Joe Romero	16
1993	Kurt Hildebrandt	15
1994	Doug Valdez	14
1995	Kurt Hildebrandt	16
1996	Luis Gonzalez	15
1997	Barry Kiess	15
1998	Jim Serrano	16

1999	Eddie Misquez	17
2000	Chris Cooper	17
2001	Chris Cooper	17
2002	James Vermilyea	18
2003	James Vermilyea	17
2004	Cooper Eddy	15
2005	Darren Coltrinari	15
2006	Danny Ray Herrera	17
2007	Stephen Smith	16
2008	Jacob Norton/Stephen Smith	13
2009	John Hesketh	15
2010	Willy Kesler	16
2011	Rudy Jaramillo	16
2012	Austin House	16

INNINGS

1962	Lloyd Randel	103.1
1963	N/A	
1964	Jim Kalk	91.2
1965	Jay Higgins	68.2
1966	Bob McAulay	97.1
1967	Ralph Sallee	80.2
1968	Bob McAulay	99.2
1969	Jim Kremmel	88.1
1970	Jim Kremmel	103.2
1971	Jim Kremmel	102.1
1972	Arnie Marzullo	107.2
1973	Rick Koch	72.2
1974	Kent Seaman	76.0
1975	Pat Beilsmith	95.1
1976	Pat Beilsmith	95.2
1977	Rob Hoover	68.2
1978	John Cherney	82.0
1979	Rob Hoover	99.1
1980	David Steinberg	71.1
1981	Bobby Rivera	89.0
1982	Keil Higgins	98.0
1983	Dean Duane	97.0
1984	Kevin Andersh	80.2
1985	Dean Duane	105.2
1986	Chris Cerny	58.1
1987	Steve Paar	90.2
1988	Steve Paar	101.0
1989	Ty Van Dyke	80.2
1990	Rus Alexanderson	92.1
1991	Pat Fetty	92.1
1992	Joe Romero	89.1
1993	Kurt Hildebrandt	90.2
1994	Doug Valdez	70.1
1995	Kurt Hildebrandt	87.1
1996	Luis Gonzalez	108.0
1997	Barry Kiess	74.1
1998	Jim Serrano	116.1
1999	Eddie Misquez	118.0
2000	Chris Cooper	112.1
2001	Chris Cooper	111.2
2002	James Vermilyea	131.1
2003	James Vermilyea	126.1
2004	Jason Fernandez	94.0
2005	Danny Ray Herrera	93.0
2006	Danny Ray Herrera	128.1
2007	Stephen Smith	107.0
2008	Bobby LaFromboise	81.1
2009	John Hesketh	88.2
2010	Willy Kesler	101.0
2011	Rudy Jaramillo	103.2

YEAR-BY-YEAR STAT LEADERS

NEW MEXICO

2012 Austin House 111.2

STRIKEOUTS

1962	Lloyd Randel	74
1963	Gary Zahm	34
1964	Jim Kalk	104
1965	Jay Higgins	71
1966	Bob McAulay	130
1967	Ralph Sallee	116
1968	Bob McAulay	128
1969	Jim Kremmel	104
1970	Jim Kremmel	134
1971	Jim Kremmel	107
1972	Arnie Marzullo	83
1973	Arnie Marzullo	63
1974	Kent Seaman	62
1975	Jim Weber	38
1976	Pat Beilsmith	61
1977	Jack Hollis	52
1978	Rob Hoover	65
1979	Rob Hoover	56
1980	Jim Sharpe	47
1981	Jim Sharpe	44
1982	David Steinberg	68
1983	Ken Wilp	83
1984	Kevin Andersh	79
1985	Bret Davis	71
1986	Chris Cerny	79
1987	Ken Yonker	51
1988	Coleman/Paar	60
1989	Ty Van Dyke	49
1990	Pat Fetty	68
1991	Fetty/Quinones	62
1992	Joe Romero	52
1993	Kurt Hildebrandt	90
1994	Ryan Mueller	54
1995	Kurt Hildebrandt	68
1996	Luis Gonzalez	108
1997	Scott Strickland	59
1998	Jim Serrano	137
1999	Eddie Misqueuz	86
2000	Chris Cooper	106
2001	Chris Cooper	82
2002	James Vermilyea	107
2003	James Vermilyea	112
2004	Cooper Eddy	60
2005	Karsten Gaarder	76
2006	Danny Ray Herrera	104
2007	Bobby LaFromboise	74
2008	Bobby LaFromboise	63

2009	John Hesketh	70
2010	Willy Kesler	97
2011	Rudy Jaramillo	69
2012	Gera Sanchez	95

ERA (min. 1 IP per game)

1962	Lloyd Randel	1.13
1963	N/A	
1964	Jim Kalk	6.35
1965	Cliff Fowler	4.42
1966	Bob McAulay	3.05
1967	Ralph Sallee	2.34
1968	Bob McAulay	1.44
1969	Jim Kremmel	1.63
1970	Jim Kremmel	2.95
1971	Ron Adair	3.32
1972	Arnie Marzullo	2.43
1973	Rick Koch	2.60
1974	Kent Seaman	3.91
1975	Jim Weber	2.27
1976	Rob Hoover	2.59
1977	Jack Wilson	2.16
1978	Rob Hoover	4.31
1979	Greg Pardus	3.90
1980	Bobby Rivera	5.12
1981	Jim Sharpe	4.48
1982	David Steinberg	2.98
1983	Kevin Andersh	4.48
1984	Rod Nichols	3.93
1985	Dean Duane	2.98
1986	Chris Cerny	5.09
1987	Rus Alexanderson	3.95
1988	Steve Paar	4.81
1989	Brian Clark	6.84
1990	Rus Alexanderson	3.41
1991	Pat Fetty	5.46
1992	Steve Foss	3.57
1993	Chris Baum	4.36
1994	Chris Baum	7.30
1995	Kurt Hildebrandt	5.87
1996	Luis Gonzalez	5.00
1997	Scott Strickland	6.22
1998	Jim Serrano	4.41
1999	Eddie Misqueuz	6.10
2000	Chris Cooper	5.05
2001	Jeremy DeYapp	4.32
2002	James Vermilyea	6.24
2003	James Vermilyea	4.27
2004	Joe Salas	5.23
2005	Jesse Garcia-Perez	5.97

2006	Danny Ray Herrera	2.24
2007	Bobby LaFromboise	3.35
2008	Bobby LaFromboise	3.98
2009	John Hesketh	3.45
2010	Willy Kesler	3.92
2011	Rudy Jaramillo	4.25
2012	Austin House	2.74

SAVES

1981	Keil Higgins	2
1982	Dan Hale	3
1983	Ed Bartholomew	2
1984	Bret Davis	3
1985	Ed Bartholomew	11
1986	Four with	1
1987	Joe Coleman	3
1988	Arbchsky/Warren	2
1989	N/A	
1990	Craig Cuthbert	3
1991	Brian Clark	3
1992	Copeland/Foss	4
1993	Chris Adams	3
1994	David Meng	9
1995	Three tied with	1
1996	David Waites	5
1997	David Waites	3
1998	Rick Gonzales	4
1999	J.C. Ortiz	6
2000	Joe Abell	6
2001	Jeff Perez	7
2002	Joe Salas	2
2003	Joe Salas	4
2004	Joe Salas	5
2005	Gaarder/Lopez/Pacas	2
2006	Damon Miller	3
2007	Jarrad Watkins/Brandon Hewett	2
2008	Clinton Cox	4
2009	Clinton Cox	5
2010	Gera Sanchez	5
2011	Gera Sanchez	7
2012	Bobby Mares	5


New Mexico All-Time Career Coaching Records

Coach	Years	Overall Rec.	Winning Pct.	Conf. Rec.	Winning Pct.
Martin Angel	1906 (1)	5-2	.714	-	-
Ralph Hutchinson	1910-17 (8)	24-17-1	.583	-	-
John McGough	1919-20 (2)	6-5	.545	-	-
Roy Johnson	1921-23, 1927, 1929 (5)	7-3	.700	-	-
John Dolzadelli	1939-43 (5)	19-16	.543	-	-
Gus Zielasko	1946 (1)	4-5	.444	-	-
George Petrol	1947-1965 (19)	195-240-1	.448	80-96	.455
Bob Leigh	1966-76 (11)	309-212-2	.593	59-120	.330
Vince Cappelli	1977-89 (13)	384-350-6	.523	125-156	.449
Rich Alday	1990-2007 (18)	515-513-3	.501	268-234	.534
Ray Birmingham	2008-Present (5)	166-132	.557	73-44	.624
11 coaches	88 seasons	1,634-1,495-13	.522	605-650	.482


COACHING RECORDS 2013 BASEBALL



George Petrol
1947-65
195-240-1 (.448)



Bob Leigh
1966-76
309-212-2 (.593)



Vince Cappelli
1977-89
384-350-6 (.523)



Rich Alday
1990-2007
515-513-3 (.501)

YEAR	COACH	W	L
1899	None	1	0
1900	None	1	1
1901	No baseball		
1902	No baseball		
1903	None	1	0
1904	None	2	0
1905	None	2	0
1906	Martin Angell	5	2
1907	None	3	1
1908	None	3	2
1909	No baseball		
1910	Ralph Hutchinson	7	1
1911	Ralph Hutchinson	1	5
1912	Ralph Hutchinson	2	3
1913	Ralph Hutchinson	1	1
1914	Ralph Hutchinson	4	2*
1915	Ralph Hutchinson	0	1
1916	Ralph Hutchinson	5	1
1917	Ralph Hutchinson	4	3
1918	No baseball		
1919	John McGough	4	5
1920	John McGough	2	0
1921	Roy Johnson	2	0
1922	Roy Johnson	1	0
1923	Roy Johnson	1	2
1924	No baseball		
1925	No baseball		
1926	No baseball		
1927	Roy Johnson	1	0
1928	No baseball		
1929	Roy Johnson	0	1
1930-38	No baseball		
1939	John Dolzadelli	0	2
1940	John Dolzadelli	7	4
1941	John Dolzadelli	8	3
1942	John Dolzadelli	4	6
1943	John Dolzadelli	0	1
1944	No baseball		
1945	No baseball		
1946	Gus Zielasko	4	5
1947	George Petrol	6	7
1948	George Petrol	9	11
1949	George Petrol	14	7
1950	George Petrol	4	13

YEAR	COACH	OVERALL		WAC		
		W	L	W	L	FINISH
1963	George Petrol	18	16	3	9	3rd-S
1964	George Petrol	8	29*	0	12	3rd-S
1965	George Petrol	18	19	2	10	3rd-S
1966	Bob Leigh	23	17	3	9	3rd-S
1967	Bob Leigh	24	19*	4	8	3rd-S
1968	Bob Leigh	37	13	6	6	T2nd-S
1969	Bob Leigh	30	17*	7	11	3rd-S
1970	Bob Leigh	27	18	9	9	T2nd-S
1971	Bob Leigh	29	26	5	13	4th-S
1972	Bob Leigh	29	14	8	10	3rd-S
1973	Bob Leigh	28	17	4	13	3rd-S
1974	Bob Leigh	28	23	6	12	3rd-S
1975	Bob Leigh	26	24	3	15	T3rd-S
1976	Bob Leigh	28	24	4	14	3rd-S
1977	Vince Cappelli	32	20	7	11	3rd-S
1978	Vince Cappelli	31	24	5	12	3rd-S
1979	Vince Cappelli	37	23*	11	5	2nd-S
1980	Vince Cappelli	41	22	16	8	2nd-S
1981	Vince Cappelli	24	30*	2	11	T3rd-S
1982	Vince Cappelli	33	29	9	15	3rd-S
1983	Vince Cappelli	25	41*	5	19	T3rd-S
1984	Vince Cappelli	31	26*	10	14	3rd-S
1985	Vince Cappelli	42	17	14	8	1st-S
1986	Vince Cappelli	26	21*	16	8	2nd-E
1987	Vince Cappelli	29	29	13	8	2nd-E
1988	Vince Cappelli	23	31*	11	17	5th
1989	Vince Cappelli	10	37*	6	20	7th
1990	Rich Alday	25	31	10	16	5th
1991	Rich Alday	25	33	13	15	6th
1992	Rich Alday	34	25*	18	10	T3rd
1993	Rich Alday	35	21	15	9	2nd-E
1994	Rich Alday	32	24	14	10	2nd-E
1995	Rich Alday	29	26	21	9	2nd-E
1996	Rich Alday	27	24	19	9	2nd-E
1997	Rich Alday	25	32	10	20	4th-S
1998	Rich Alday	27	31	13	16	3rd-S
1999	Rich Alday	29	30*	14	15	6th

YEAR	COACH	OVERALL		MWC		
		W	L	W	L	FINISH
2000	Rich Alday	35	21	22	8	1st
2001	Rich Alday	26	34	14	16	T3rd
2002	Rich Alday	22	35	11	19	6th
2003	Rich Alday	34	26	17	13	4th
2004	Rich Alday	26	29*	20	10	2nd
2005	Rich Alday	26	32	15	15	4th
2006	Rich Alday	30	29	10	12	5th
2007	Rich Alday	28	30	12	12	5th
2008	Ray Birmingham	34	25	16	8	T2nd
2009	Ray Birmingham	37	20	15	8	2nd
2010	Ray Birmingham	38	22	14	8	2nd
2011	Ray Birmingham	20	41	10	14	6th/1st
2012	Ray Birmingham	37	24	18	6	1st/1st

E-Eastern Division S-Southern Division * ties not included in final record
bold - qualified for conference tournament
bold italic - qualified for NCAA tournament

YEAR	COACH	OVERALL		SKYLINE		FINISH
		W	L	W	L	
1951	George Petrol	4	14	0	8	4th-E
1952	George Petrol	6	8	5	7	4th-E
1953	George Petrol	13	5	10	2	1st-E
1954	George Petrol	8	11	6	6	4th-E
1955	George Petrol	7	9	5	7	4th-E
1956	George Petrol	8	9	6	6	4th-E
1957	George Petrol	10	13	6	6	4th-E
1958	George Petrol	13	9	7	5	1st-E
1959	George Petrol	9	15	4	8	4th-E
1960	George Petrol	11	19	8	4	2nd-E
1961	George Petrol	13	12	9	3	2nd-E
1962	George Petrol	16	14	9	3	1st-E

NEW MEXICO IN THE POSTSEASON

1958 Skyline Championship

BYU 11, New Mexico 2
BYU 9, New Mexico 3

1962 NCAA Tournament (District 7 - Greeley, Colo.)

New Mexico 9, Brigham Young 2
Northern Colorado 11, New Mexico 2
Air Force 2, New Mexico 1

1985 WAC Championship (Provo, Utah)

Utah 14, New Mexico 13
Hawaii 12, New Mexico 11

1986 WAC Championship (San Diego, Calif.)

San Diego State 8, New Mexico 4
Wyoming 11, New Mexico 7

1987 WAC Championship (Provo, Utah)

Hawaii 6, New Mexico 3
Brigham Young 22, New Mexico 8

1992 WAC Championship (Honolulu, Hawaii)

Hawaii 7, New Mexico 1
New Mexico 7, Brigham Young 3
New Mexico 2, San Diego State 1
(12 inn.)
New Mexico 7, Hawaii 2
Hawaii 5, New Mexico 3
(Championship)

1998 WAC Championship (San Diego, Calif.)

Rice 15, New Mexico 11
New Mexico 2, Grand Canyon 1
New Mexico 7, San Diego State 6
Fresno State 3, New Mexico 2
(10 inn.)

1999 WAC Championship (Fresno, Calif.)

Rice 2, New Mexico 1
Hawaii 7, New Mexico 6

2000 MWC Championship (Las Vegas)

New Mexico 17, Air Force 3
Utah 6, New Mexico 4
Brigham Young 6, New Mexico 3

2001 MWC Championship (San Diego, Calif.)

New Mexico 7, Utah 4
New Mexico 5, UNLV 2
Brigham Young 12, New Mexico 7
San Diego State 12, New Mexico 5

2002 MWC Championship (Provo, Utah)

San Diego State 8, New Mexico 2
Utah 9, New Mexico 8

2003 MWC Championship (Albuquerque, N.M.)

BYU 7, New Mexico 6
UNLV 12, New Mexico 5

2004 MWC Championship (Las Vegas, Nev.)

UNLV 15, New Mexico 9
New Mexico 23, Air Force 2
New Mexico 9, Utah 8
San Diego State 24, New Mexico 8

2005 MWC Championship (Salt Lake City, Utah)

Utah 2, New Mexico 0
New Mexico 11, Air Force 9
San Diego State 7, New Mexico 5

2006 MWC Championship (Las Vegas, Nev.)

New Mexico 17, UNLV 2
TCU 18, New Mexico 6
New Mexico 12, Utah 10
UNLV 8, New Mexico 6

2007 MWC Championship (Las Vegas, Nev.)

New Mexico 1, San Diego State 0
BYU 5, New Mexico 3
New Mexico 4, San Diego State 1
UNLV 8, New Mexico 3

2008 MWC Championship (Fort Worth, Texas)

New Mexico 8, Utah 2
New Mexico 3, TCU 2
TCU 9, New Mexico 2
TCU 15, New Mexico 2

2009 MWC Championship (Fort Worth, Texas)

San Diego State 2, New Mexico 1
BYU 5, New Mexico 1

2010 MWC Championship (San Diego, Calif.)

UNLV 6, New Mexico 3
New Mexico 7, BYU 6
New Mexico 10, UNLV 3
No. 6 TCU 2, New Mexico 0

2010 NCAA Fullerton Regional (Fullerton, Calif.)

New Mexico 9, Stanford 5
Minnesota 6, New Mexico 4 (10)
Cal State Fullerton 11, New Mexico 3

2011 MWC Championship (San Diego, Calif.)

New Mexico 5, BYU 4

New Mexico 4, TCU 3
New Mexico 6, Utah 5
New Mexico 4, TCU 2

2011 NCAA Tempe Regional (Tempe, Arizona)

Arizona St. 4, New Mexico 2
Arkansas 3, New Mexico 0

2012 MW Championship (Las Vegas, Nev.)

New Mexico 13, UNLV 0
New Mexico 5, TCU 2
New Mexico 22, San Diego State 3

2012 NCAA Los Angeles Regional (Los Angeles, Calif.)

New Mexico 4, San Diego 0
UCLA 7, New Mexico 1
Creighton 7, New Mexico 2

CONFERENCE CHAMPIONSHIP TEAMS

SKYLINE

1953 - Skyline Eastern Division
1958 - Skyline Eastern Division
1962 - Skyline Eastern Division

WESTERN ATHLETIC

1985 - Southern Division

MOUNTAIN WEST

2000 - MWC Regular Season
2011- MWC Tournament
2012 - MW Regular Season
2012 - MW Tournament

POSTSEASON RECORDS

All Games	27-42
NCAA	3-8
Skyline	0-2
WAC	5-12
Mountain West	21-22
vs. Air Force	3-1
vs. Brigham Young	4-8
vs. Cal State Fullerton	0-1
vs. Creighton	0-1
vs. Fresno State	0-1
vs. Grand Canyon	1-0
vs. Hawaii	1-6
vs. Northern Colorado	0-1
vs. Minnesota	0-1
vs. Rice	0-2
vs. San Diego	1-0
vs. San Diego State	5-6
vs. Stanford	1-0
vs. TCU	3-4
vs. UCLA	0-1
vs. UNLV	4-4
vs. Utah	4-4
vs. Wyoming	0-1

ALL-CONFERENCE HONOREES

Skyline Conference

1962 Lloyd Randel (P); Gary Ness (UT); Fred Chreist (OF)

Western Athletic Conference

1966 Dave Chase (OF); Bob McAulay (P)
 1967 Mark Johnson (OF); Greg With (3B)
 1968 Dickie Baldizan (OF); Bob McAulay (P)
 1969 Jim Johnston (SS); Jim Kremmel (P)
 1970 Bob Faford (OF); Jim Kremmel (P); Larry Minarsich (3B); Rick Wicks (OF)
 1971 Bob Faford (OF)
 1972 Dan Fitzgerald (OF); Hank Garcia (3B)
 1973 Dan Fitzgerald (OF); Hank Garcia (3B)
 1974 Mike Pettenuzzo (OF)
 1976 Mike Delmonico (OF)
 1977 Mike Delmonico (OF); Steve Muccio (OF)
 1978 Aaron Cain (OF)
 1979 Walt Arnold (1B); Aaron Cain (OF); Steve Muccio (OF); Kyle Rutledge (C); Tom Francis (SS); Rob Hoover (P)
 1980 Walt Arnold (1B); Mike Foote (SS); Keith Hagman (3B); Duffy Ryan (C)
 1982 Barry Brunenkant (C); Keil Higgins (P)
 1984 Kevin Andersh (P); Jim Fregosi (3B); Greg Hall (C); Brian Kubala (DH)
 1985 Dean Duane (P); Jim Fregosi (SS); Greg Hall (C); John Snyder (1B)
 1986 Glenn Russell (SS); Steve Sparks (OF)
 1987 Steve McKee (OF)
 1990 Terance Frazier (OF)
 1991 Matt Yost (DH)
 1992 Steve Foss (P); Mark Gulseth (1B)
 1993 Antonio Fernandez (3B); Mark Gulseth (1B); Kurt Hildebrandt (P); Luke Oglesby (OF)
 1994 David Meng (P); Mark Wulfert (OF)
 1995 Jaime Garcia (C); Luis Gonzalez (P); Mark Wulfert (OF); Travis Young (2B)
 1996 Travis Young (2B); Luis Gonzalez (P)
 1997 Travis Young (2B); Robert Gonzales (OF)
 1998 Lon Yamaguchi (SS)
 1999 Lon Yamaguchi (2B); Aaron Sisk (3B); Chris Armstrong (C); Cory Robbins (OF)

Mountain West Conference

2000 *First team:* Joe Abell (P), Chris Cooper (P), Donny Sevieri (OF), Aaron Sisk (3B), Scott Candelaria (SS); *Second team:* Troy Cairns (2B), Jake Little (C), Dee Dennis (1B)
All-Tournament: Mark Okano (OF)
 2001 *First team:* Troy Cairns (2B); *Second team:* Anthony Lovato (DH), Chris Cooper (P)
 2002 *First team:* Troy Cairns (2B), Matt Young (OF); *Second team:* Jamie Vermilyea (P), Dusty Young (SS), Todd Stroud (DH)
 2003 *First team:* Josh Mader (3B), Joe Salas (DH), Jamie Vermilyea (P); *Second team:* Chris Alexander (1B), Cory Lizarraga (OF)
 2004 Joe Salas (DH), Daniel Stovall (1B), Matt Young (OF)
All-Tournament: Josh Mader (SS)
 2005 Chris Carlson (UT), Garrick Haymore (DH), Danny Ray Herrera (P), Jordan Pacheco (2B)
All-Tournament: Chris Carlson (OF)
 2006 *First team:* Jordan Pacheco (2B), Ian Hollick (3B), Chris Carlson (DH), Danny Ray Herrera (P); *Second team:* Daniel Stovall (1B)
All-Tournament: Chris Carlson (DH), Danny Ray Herrera (P)
 2007 *First team:* Jordan Pacheco (2B), Bobby LaFromboise (P); *Second team:* Daniel Stovall (1B)
All-Tournament: Bobby LaFromboise (P)
 2008 *First team:* Brian Cavazos-Galvez (OF); *Second team:* Kevin Atkinson (1B), Mike Brownstein (2B), Scott Gracey (SS), Ian Hollick (3B), Rafael Neda (C), Bobby LaFromboise (SP), Clinton Cox (RP)
All-Tournament: Mike Brownstein (2B), Stephen Smith (P)
 2009 *First team:* Mike Brownstein (2B), Brian Cavazos-Galvez (OF), Kevin Atkinson (1B), Rafael Neda (C), John Hesketh (SP); *Second team:* Max Willett (OF)
 2010 *First Team:* Willy Kesler (SP), *Second team:* Justin Howard (1B), Rafael Neda (C), Chris Juarez (OF)
All-Tournament: Justin Howard (1B), Ryan Honeycutt (DH), Mike Lachapelle (SP)
 2011 *Second Team:* Quay Grant (3B); *All-Tournament:* DJ Peterson (3B - MVP), Luke Campbell (OF), Austin House (SP), Jacob Nelson (DH), Bobby Mares (RP)
 2012 *First Team:* Austin House (SP), DJ Peterson (3B), Mitchell Garver (C), Alex Allbritton (SS), Josh Melendez (OF), Ben Woodchick (DH) *Second team:* Gera Sanchez (SP), Josh Walker (SP), Trey Porras (1B), Kyle Stiner (2B), Ryan Padilla (OF)
All-Tournament: Josh Melendez (OF - MVP), Austin House (SP), Alex Allbritton (SS), DJ Peterson (3B), Bobby Mares (RP)

WAC HONORS

Player of the Year

1993 - Antonio Fernandez
 1995 - Mark Wulfert
 1996 - Travis Young

Freshman of the Year

1992 - Antonio Fernandez
 1994 - Travis Young
 1996 - Lon Yamaguchi

Coach of the Year

1985 - Vince Cappelli
 1992 - Rich Alday
 1995 - Rich Alday

MW HONORS

Player of the Year

2000 - Aaron Sisk
 2007 - Jordan Pacheco
 2009 - Mike Brownstein
 2012 - Mitchell Garver & DJ Peterson

Pitcher of the Year

2006 - Danny Ray Herrera (Co)

Freshman of the Year

2008 - Rafael Neda

Coach of the Year

2000 - Rich Alday
 2012 - Ray Birmingham

MW PLAYERS/PITCHERS OF THE WEEK

2000 (10)

Feb. 29 Aaron Sisk (Jr., 3B)
 March 8 Aaron Sisk (Jr., 3B)
 March 21 Donny Sevieri (So., OF)
 March 28 Donny Sevieri (So., OF)
 March 28 Chris Cooper (Jr., P)
 April 4 Mark Okano (Jr., OF)
 April 4 Chris Cooper (Jr., P)
 May 1 Mark Okano (Jr., OF)
 May 1 Jeff Perez (Jr., P)
 May 15 Aaron Sisk (Jr., 3B)

2001 (6)

Feb. 20 Donny Sevieri (Jr., OF)
 March 13 Mike Semprevivo (Sr., P)
 April 3 Troy Cairns (So., 2B)
 April 10 Donny Sevieri (Jr., OF)
 May 1 Jeremy DeYapp (Jr., P)
 May 8 Anthony Lovato (Jr., 1B)

2002 (8)

Feb. 4 Aaron Smith, (Jr., P)
 Feb. 11 Jamie Vermilyea (So., P)
 Feb. 25 Chris Alexander (Jr., 1B)
 March 12 Troy Cairns (Jr., 2B)
 March 12 Jeremy DeYapp (Sr., P)
 April 15 Dusty Young (Jr., SS)
 April 15 Matt Bullen (Jr., P)
 May 20 Chris Alexander (Jr., 1B)

2003 (6)

Feb. 10 Jamie Vermilyea (Jr., P)
 Feb. 24 Chris Alexander (Sr., 1B)
 March 10 Sean Murray (Jr., OF)
 March 18 Chris Alexander (Sr., 1B)
 March 24 Dusty Young (Sr., SS)
 April 21 Jamie Vermilyea (Jr., P)

2004 (7)

Feb. 23 Matt Young (Jr., OF)
 March 1 Jason Fernandez (Jr., P)
 March 8 Cooper Eddy (Jr., P)
 March 22 Cooper Eddy (Jr., P)
 April 12 Josh Mader (Jr., SS)
 April 19 Daniel Stovall (Fr., 1B)
 & NCBWA Co-Hitter of the Week
 May 24 Josh Mader (Jr., SS)

2005 (6)

Feb. 14 Karsten Gaarder (Sr., P)
 Feb. 14 Daniel Stovall (So., 1B)
 March 7 Jeff Grady (Sr., C)
 March 14 Chris Carlson (So., OF)
 May 9 Danny Ray Herrera (So., P)
 May 16 Karsten Gaarder (Sr., P)

2006 (6)

Feb. 20 Matt Foote (Jr., CF)
 Feb. 27 Danny Ray Herrera (Jr., P)
 March 6 Daniel Stovall (Jr., 1B)
 March 13 Danny Ray Herrera (Jr., P)
 April 17 Chris Carlson (Jr., DH)
 April 24 Ryan Barba (Sr., SS)

2007 (7)

Feb. 19 Bobby LaFromboise (Jr., P)
 Feb. 26 Daniel Stovall (Sr., 1B)
 March 12 Ian Hollick (Jr., 3B)
 March 20 Bobby LaFromboise (Jr., P)
 April 30 Daniel Stovall (Sr., 1B)
 May 14 Stephen Smith (Jr., P)
 May 14 Jordan Pacheco (Jr., 2B)

2008 (5)

March 24 Dane Hamilton (Jr., OF)
 March 31 Brian Cavazos-Galvez (Jr., OF)
 April 7 Bobby LaFromboise (Sr., P)
 April 14 Kevin Atkinson (Jr., 1B) & CollegeBaseballInsider.com Region POW
 May 5 Mike Brownstein (Jr., 2B)

2009 (5)

March 16 Mike Brownstein
 March 23 Kevin Atkinson
 April 13 Max Willett
 May 18 Rudy Jaramillo
 May 18 Brian Cavazos-Galvez (Sr., OF) & Collegiate Baseball National POW, CollegeBaseballInsider.com Region POW

2010 (7)

Feb. 22 Max Willett (Sr., CF)
 Feb. 22 Mike Lachapelle (Jr. LHP)
 April 12 Ryan Honeycutt (Jr. DH)
 April 26 Willy Kesler (Sr. RHP)
 May 10 Willy Kesler (Sr. RHP)
 May 17 Justin Howard (Sr. 1B)

2011 (4)

Feb. 28 Mitchell Garver (So. C)
 Mar. 28 DJ Peterson (Fr. 1B)
 Mar. 28 Gera Sanchez (Jr. RHP)
 May 9 Rudy Jaramillo (Jr. LHP)

2012 (12)

Feb. 28 Josh Melendez (Jr. OF)
 Mar. 12 DJ Peterson (So. 1B/3B)
 Mar. 12 Gera Sanchez (Sr. RHP)
 Mar. 19 DJ Peterson (So. 1B/3B)
 Mar. 19 Austin House (Jr. RHP)
 Mar. 26 Mitchell Garver (Jr. C)
 Apr. 9 DJ Peterson (So. 1B/3B)
 Apr. 9 Austin House (Jr. RHP)
 Apr. 16 Mitchell Garver (Jr. C)
 Apr. 23 Ben Woodchick (Sr. 2B/OF)
 Apr. 30 Mitchell Garver (Jr. C)
 May 21 Ryan Padilla (Fr. OF) & NCBWA National Hitter of the Week

Mountain West Conference Academic Honors

Male Scholar-Athlete of the Year

2004 - Sean Murray

Academic All-Conference

2000 - Joe Abell, Kenneth Yamaoka, Dusty Young

2001 - Chris Alexander, Kristopher Gross, Dusty Young

2002 - Chris Alexander, Kristopher Gross, Kevin Letz, Cory Lizarraga, Todd Stroud, Dusty Young, Matt Young

2003 - Chris Alexander, Josh Jezek, Cory Lizarraga, Sean Murray, Anthony Spitaleri, Dusty Young, Matt Young

2004 - Karsten Gaardner, Garrick Haymore, Kevin Letz, Sean Murray, Petr Pacas, Jay Russell, Matt Young

2005 - Chris Carlson, Darren Coltrinari, Karsten Gaardner, Garrick Haymore, Ian Hollick, Kevin Letz, Javier Lopez, Bobby Moore, Petr Pacas, Jordan Pacheco, Jay Russell

2006 - Brandon Bingham, Chris Carlson, Dane Hamilton, Ian Hollick, Chad Itokazu, Drew McDonald, Jay Russell

2007 - Scott Gracey, Dane Hamilton, Ian Hollick, Chad Itokazu, Drew McDonald, Derek Pilkington, Jay Russell, Jarrad Watkins, Max Willett

2008 - Mike Brownstein, Clinton Cox, Bret Fanning, Scott Gracey, Daniel Grubbs, Dane Hamilton, John Hesketh, Ian Hollick, Chad Itokazu, Drew McDonald, Bobby Moore, Mark Rockey

2009 - Mike Brownstein, Clinton Cox, Daniel Grubbs, Dane Hamilton, John Hesketh, Brandon Hewett, Bobby Moore, Jason Oatman, Max Willett

2010 - Alex Allbritton, Mitchell Garver, Chris Juarez, Jason Oatman, Gerardo Sanchez, Cameron Smith, Kenneth Toves

2011 - Alex Allbritton, Lucas Campbell, Mitchell Garver, Logan Lippert, Trey Porras, Gerardo Sanchez, John Michael Twichell, Ben Woodchick

2012 - Alex Allbritton, Mitchell Garver, Josh Melendez, Ryan Padilla, Ben Woodchick

Scholar-Athletes

2004 - Karsten Gaardner, Josh Jezek, Kevin Letz, Sean Murray, Petr Pacas

2005 - Chris Carlson, Garrick Haymore, Ian Hollick, Kevin Letz, Petr Pacas

2006 - Ian Hollick, Richard Rodarte

2007 - Shane Dyer, Bret Fanning, Brian Hill, Ian Hollick, Mark Rockey, Jarrad Watkins

2008 - Clinton Cox, Bret Fanning, Daniel Grubbs, Brian Hill, Ian Hollick

2009 - Joey Castleman, Clinton Cox, Daniel Grubbs

2011 - Logan Lippert

2012 - Alex Estrella, Josh Melendez

ESPN the Magazine Academic All-America

1970 - Larry Minarsich (1st team)

1971 - Larry Minarsich (1st team)

1994 - Mark Wulfert (3rd team)

1996 - Travis Young (1st team)

1997 - Travis Young (1st team)

2003 - Dusty Young (1st team)

2004 - Sean Murray (2nd team)

2005 - Chris Carlson (2nd team)

2006 - Chris Carlson (1st team)

Recent ESPN the Magazine Academic All-District

2003 - Dusty Young (1st team); Sean Murray (2nd team)


2004 - Sean Murray

2005 - Chris Carlson


2006 - Chris Carlson (1st team); Ian Hollick (2nd team)

2008 - Bobby Moore (2nd team)


2009 - Mike Brownstein (2nd team); John Hesketh (2nd team)



Larry Minarsich (3B)
1970-71 (1st Team)




Mark Wulfert (OF)
1994 (3rd Team)




Travis Young (2B/SS)
1996-97 (1st Team)



Dusty Young (SS)
2003 (1st Team)




Sean Murray (OF)
2004 (2nd Team)



Chris Carlson (DH)
2005 (2nd Team)
2006 (1st Team)

SAM SUPLIZIO - UNM'S FIRST ALL-AMERICAN




The original superstar in New Mexico baseball was the late Sam Suplizio, a center fielder in the early 1950's. An all-Skyline performer for George Petrol from 1951-53, Suplizio was the Lobos' initial first team All-American, an honor he earned in 1953. He hit .435 in his freshman year, .450 as a sophomore and .509 as a junior when he earned All-America accolades. The Lobos went 23-37 during his three-year career, but won the Skyline Conference championship during his junior year, with a 10-2 record in league play.


Following his junior campaign, Suplizio signed a \$40,000 contract with the New York Yankees. Manager Casey Stengel thought so highly of Suplizio that he moved a prospect named Mickey Mantle to right field and groomed the former Lobo as his centerfielder. Unfortunately, Suplizio injured his arm and was forced to retire in 1956.

Suplizio remained in baseball, however, and went on to become the chairman and founder of the NCAA Junior College World Series in Grand Junction, Colo., played at the 10,000-seat Sam Suplizio Field. He was also co-chairman of a committee which brought major league baseball to Denver, in the form of the Colorado Rockies, and he was a scout for the Yankees, Reds, Orioles, and Angels.


A 1954 UNM graduate with a BS in Education, Suplizio was named to the UNM Alumni Lettermen Hall of Honor in 1998. As his guest of honor to the induction banquet, Suplizio brought with him Angel Hall-of-Famer Rod Carew. He passed away Friday, Dec. 29, 2006 at the age of 74.



Aaron Cain (OF)
1977




Duffy Ryan (C)
1980




Keith Hagman (3B)
1980




Jim Fregosi (SS)
1985



Dean Duane (P)
1985




Luke Oglesby (OF)
1993



Mark Gulseth (1B)
1993



Antonio Fernandez (3B)
1993




Mark Wulfert (OF)
1995



Travis Young (SS/2B)
1994 (F) & 1996



Aaron Sisk (3B)
1999 & 2000




Chris Alexander (1B)
2003



Dusty Young (SS)
2003



Jordan Pacheco (2B)
2005 (F) & 2007



Chris Carlson (DH)
2005 & 2006




Danny Ray Herrera (P)
2006



Brian Cavazos-Galvez (RF)
2009



Mike Brownstein (2B)
2009



Justin Howard (1B)
2010



Rafael Neda (C)
2008 (F) & 2010




DJ Peterson (3B)
2011 (F) & 2012



Mitch Garver (C)
2012


FRESHMEN ALL-AMERICANS




Travis Young (SS/2B)
1994




Lon Yamaguchi (SS)
1996




Matt Young (CF)
2002




Daniel Stovall (1B)
2004




Jordan Pacheco (2B)
2005



Rafael Neda (C)
2008



DJ Peterson (1B)
2011



Ryan Padilla (RF)
2012

ALL-TIME LETTERWINNERS NEW MEXICO

The New Mexico All-Time Letterwinners List is a work in progress. If a name is missing on the list, please provide the UNM Athletics Media Relations office with the necessary evidence to add the name and years.

-A-

Abell, Joe..... 1997-2000
 Adair, Ron..... 1971-74
 Adams, Chris..... 1993
Aguilar, Gabe..... 2009-10, 2012
 Albers, Mike..... 1999-2000
 Alevras, Chad..... 1996-97
 Alexander, Chris..... 2000-03
 Alexander, Matt..... 2001-02
 Alexanderson, Russ..... 1987-90
Allbritton, Alex..... 2010-2012
 Allen, Dana..... 1976
 Almond, Russ..... 1996
 Alvarez, Alex..... 1987-89
 Anaya, Roger..... 1989
 Andersh, Kevin..... 1982-84
 Anderson, Don..... 1962
 Anderson, Gary..... 1973
 Anderson, Greg..... 1996-97
 Anderson, Randy..... 1975
 Andes, Quentin..... 2006
 Arbachesky, Steve..... 1988
 Armendariz, Jesus..... 1968-71
 Armstrong, Chris..... 1998-99
 Arnett, Zach..... 2006
 Arnold, Walt..... 1977-80
 Aronson, Victor..... 1989
 Arreola, Phil..... 1992
 Arreola, Robert..... 1990
 Atencio, Greg..... 2001
 Atkinson, Kevin..... 2008-09
 Austin, Brent..... 1992-93

-B-

Baldizan, Dickie..... 1966-68
 Baalman, Eric..... 2010
Baca, Michael..... 2012
 Barba, Ryan..... 2003-06
 Barber, Bruce..... 1975-78
 Barnhill, Steve..... 1968-70
 Baros, Johnny..... 1990-93
 Bartell, Robert..... 1976-77
 Bartholomew, Edward..... 1983-85
 Bates, Aaron..... 2006
 Baum, Chris..... 1992-95
 Baumgardner, Walt..... 1962
 Beeson, Mark..... 1980-82
 Beggs, Ryan..... 1995-98
 Beilsmith, Pat..... 1975-76
 Beisel, Ron..... 1960-61
 Bell, Bill..... 1986
 Bengert, Jason..... 2000-01
 Bennett, Lawrence..... 1960
 Berardi, Mark..... 1980-81
 Berislovich, John..... 1978
 Bepko, Tom..... 1975-76
 Billeaudeau, Brad..... 1985-88
 Bingham, Jason..... 2002

-C-

Cain, Aaron..... 1976-79
 Cairns, Troy..... 2000-02
 Cales, Tyler..... 2005
 Campbell, John..... 1969
Campbell, Luke..... 2011
 Campbell, Mike..... 1998-99
 Camilli, Moe..... 1978-81
 Candelaria, Scott..... 1998-00
 Cappelli, Tony..... 1977-78
 Carino, David..... 1994-97
 Carl, Edwin..... 2009-10
 Carlson, Chris..... 2005-06
 Carlson, Nick..... 2005
 Carrillo, Darrell..... 1983-87



Chris Carlson holds the best career slugging percentage at .736.

Bingham, Brandon..... 2003-06
 Biren, Mark..... 1978-82
 Blackstone, Ernie..... 1978
 Blake, Kelly..... 1983-84
 Blunier, Chris..... 1984
 Bodle, Rick..... 1967-69
 Boehmer, Bernie..... 1969
 Boning, Terry..... 1964-66
 Bonner, Vance..... 1998-99
 Borrego, Lawrence..... 1989
 Bowman, Scott..... 1971
 Bradley, Tige..... 1992-95
 Brand, Lee..... 1988-90
 Bregman, Ben..... 1981
 Brothers, Dick..... 1965
 Brown, Mike..... 1976-79
 Brown, Tori..... 1989
 Browne, Larry..... 1976
 Brownstein, Mike..... 2008-09
 Brummell, Bernard..... 1960-61
Brummett, Selby..... 2012
 Brunenkant, Barry..... 1981-82
 Bruskas, Tommy..... 1960-61
 Bullen, Matt..... 2002-03
 Bunt, Ronald..... 1964-66
 Burchett, Chad..... 1995
 Burnat, Lawson..... 2003

Carter, Mason..... 1997-98
 Castillo, Carlos..... 2005
 Castleberry, Keith..... 1984
 Castleman, Joey..... 2009
 Cavazos-Galvez, Brian..... 2008-09
 Cawood, Bill..... 1967-68
 Ceh, Jim..... 1984
 Cerny, Chris..... 1984-85
 Chafins, Jason..... 1990
 Chase, Dave..... 1965-67
 Chavez, Henry..... 1991-93
 Chavez, Wilfred..... 1967
 Cherney, John..... 1978-79
 Childress, Scott..... 1965-66
 Chreist, Fred..... 1960-62
 Cifelli, John..... 1974-78
 Clark, Brian..... 1988-91
 Cleveland, Zach..... 2010
 Clifford, B.J..... 1995
 Colclough, Mark..... 1990-91
 Coleman, Jim..... 1991-94
 Coleman, Joe..... 1985-88
 Collins, Chris..... 2001
 Colton, Stewart..... 1971
 Coltrinari, Darren..... 2003-06
 Conley, Devon..... 2010
 Connell, Rick..... 1976-77
 Conners, Jack..... 1971
 Contreras, Adrian..... 2000
 Contreras, Bonny..... 1964
 Conners, Jackie..... 1971
 Cooper, Chris..... 2000-01
 Cooper, Dan..... 1964
 Copeland, Glen..... 1992-93
 Copeland, Kenny..... 1993-94
 Corrigan, Mike..... 1977
 Courcha, Adam..... 2007-10
 Cox, Clinton..... 2008-09
 Crabtree, Ed..... 1992-93
 Craig, Andy..... 1990
 Crawford, Steve..... 1987
 Cronican, John..... 1988
 Cuthbert, Craig..... 1988-91

-D-

Dabbs, Chris..... 2004-06
 Danforth, Perry..... 1972-73
 Daniels, Joe..... 1969-70
 Daniels, Wes..... 1981
 Danton, George..... 1981
 Davis, Bret..... 1984-85
 Davis, Willie..... 1988
 DeLao, Art..... 1974-77
 DeMore, Mike..... 1995-96
 Delmonico, Mike..... 1974-77
 Dennis, Dee..... 1999-2000
 DeYapp, Jeremy..... 2001-02
 Diggins, John..... 1981
 Dirk, Travis..... 2009
 Duane, Dean..... 1982-85
 Duffy, Joe..... 1966
 Duffy, Ryan..... 1979
 Dunn, Greg..... 1986-89
 Dunn, Tommy..... 1960-62
 Dunston, Bill..... 1980-82

Dyer, Shane..... 2007

-E-

Eddy, Cooper..... 2004
 Eagmin, Chris..... 1994-95
 Eiff, Brandon..... 1999
 Elmer, Steve..... 1985
 Elzy, Steve..... 1999
 Erickson, Duane..... 1964-65
 Escarcega, Ryan..... 2007-09
Estrella, Alex..... 2012


-F-

Faford, Bob..... 1969-71
 Fanning, Bret..... 2007-08
 Felter, Dick..... 1962
 Fergeson, Don..... 1975
 Fernandez, Antonio..... 1992-94
 Fernandez, Jason..... 2004-05
 Fetty, Pat..... 1990-91
 Ficek, Dan..... 1962
 Fisher, Tim..... 1986
 Fitzgerald, Dan..... 1972-73
 Foote, Matt..... 2004-07
 Foote, Mike..... 1976-80
 Forbidussi, Joe..... 1982-83
 Forrest, Max..... 1964
 Foss, Steve..... 1991-93
 Fowler, Cliff..... 1967
 Francis, Thomas..... 1979-82
 Frank, Jason..... 1992
 Franke, Wendell..... 1970-71
 Frazier, Terance..... 1990
 Freebairn, Scott..... 1974-76
 Fregosi, Jim..... 1983-85
 Froemming, Ben..... 1984-85
 Frye, Ben..... 2002
 Fukuhara, Aron..... 1994

-G-

Gaarder, Karsten..... 2004-05
 Gallegos, Jonathan..... 1991-94
 Galosic, Ronnie..... 2011
 Garcia, Eric..... 1999
 Garcia, Hank..... 1970-73
 Garcia, Hector..... 1989
 Garcia, Jaime..... 1994-95
 Gardner, Ron..... 1985
 Gares, Glen..... 1964
Garver, Mitchell..... 2010-2012
 Garza, Alexis..... 2011-2012
 Gaunce, Jim..... 1960
 Gemignani, Bob..... 1981-83
 Geis, Brad..... 1986
 Gendjar, James..... 1985-87
 Gericke, Curt..... 1972
 Geraci, Frank..... 1980
 Giannetti, Chad..... 2003
 Gilkey, Jeff..... 1983-85
 Gomez, David..... 1992-94
 Gomez, Ed..... 1984
 Gonzales, Rick..... 1996-98
 Gonzales, Robert..... 1997-98
 Gonzalez, Daniel..... 2009-10
 Gonzalez, Luis..... 1995-96
 Gracey, Scott..... 2007-08

ALL-TIME LETTERWINNERS 2013 BASEBALL



Mark Gulseth's 10 RBI on April 19, 1992 against San Diego State is still a school record for a single game.

Grady, Jeff	2002-05
Grady, Tim	2004-05
Granillo, Ray	1988-89
Grant, Quay	2011
Greenstreet, Don	1968
Gross, Kris	2000-03
Grubbs, Daniel	2008-09
Guerrero, Julio	2002
Guest, Craig	1967-68
Guterrez, Ian	1997
Gulseth, Mark	1991-93
Gunderson, Mike	1992

-H-

Haggerty, Brett	2009
Hagman, Keith	1979-80
Hair, Travis	1968
Hale, Dan	1982
Hall, Greg	1984-85
Hall, Mike	1971
Hall, Rob	1984
Hames, Jim	1967-68
Hamilton, Dane	2006-09
Hammond, Tom	1988
Hanrahan, Greg	1980
Hansen, Mike	1970
Harper, John	1964
Harrison, Larry	1980-83
Haymore, Garrick	2004-05
Hearty, Jeff	2001
Held, Kenny	2010
Henderson, Adam	1996
Henderson, Pete	1991
Herrera, Danny Ray	2004-06
Hesketh, John	2008-09
Hewett, Brandon	2006-09
Hibbitts, Matt	2007-08
Hicks, Robert	1983-84


Higgins, Jay	1964-65
Higgins, Keil	1979-82
Hildebrandt, Kurt	1991-93, 95
Hill, Brian	2007-08
Hiller, Mark	1974-75
Hinkle, Jim	1965-67
Hix, Jeff	1997-98
Hoehmer, Bernard	1969
Holland, Mike	1982
Hollick, Ian	2005-08
Hollis, Jack	1976-77
Honeycutt, Ryan	2009-10
Hoover, Rob	1976-79
Hoover, Scott	1984
Hosino, David	1995-96
House, Austin	2010-2012
Howard, Justin	2009-10
Hubbard, Brian	1984-85
Huitt, Paul	1990-91
Hull, Morgan	1998
Hunt, Dave	1964-65
Hunter, Alan	1974-75
Hunter, Mike	1977

-I-

Iannaccone, Mark	1985-86
Irion, Derek	1987
Irwin, Bill	1971-72
Itokazu, Chad	2006-08
Ivy, Jarvis	1960

-J-

Jackson, Craig	1991
Jackson, Greg	1975
Jackson, Neil	1998-99
Jacobs, Gary	1969-70
Janness, Dick	1966
Jaramillo, Rob	1990-91
Jaramillo, Rudy	2009-12
Jaster, Scott	1984
Jenks, Craig	1982
Jezek, Josh	2003-04
Johnsen, Nate	1987-88



Larry Harrison hit 31 triples in his Lobo baseball career, third all-time in NCAA history.

Johnson, Dave	1978-79
Johnson, Doug	1974
Johnson, Jim	1968-69
Johnson, Ken	1969-71
Johnson, Mark	1965-67
Johnston, Bob	1978
Jones, Chris	1997
Jones, Ty	1992-93
Juarez, Chris	2009-10
Junick, Don	1972-75

-K-

Kakos, Chris	1988
Kalk, Jim	1964-68
Keith, Donald	1960
Kendrick, Drew	2006, 08
Kerr, Will	2008-09
Kerschen, Robert	1997-98
Kesler, Willy	2009-10
Ketcherside, Daniel	1969-70
Kiess, Barry	1994-97
Kiro, Peter	1981
Kirkpatrick, Dave	1988-89
Kirkpatrick, Jim	1962
Kitamura, Jared	1999-2000
Klenck, Michael	1979
Knier, Dan	1988
Koch, Bruce	1967
Koch, Rick	1972-73
Konitzer, John	1975-78
Kremmel, James	1968-71
Kruzich, Skip	1964
Kubala, Brian	1983-84
Kuhn, Chad	1985-88

-L-

Lachapelle, Mike	2010
Lacheur, Robert	2003
LaFromboise, Bobby	2007-08
Lambson, Joel	1965
Lankford, Chace	2006
Laub, Tracy	1967-69
Laub, Rick	1968-70
La Prairie, Paul	1965-67
Lane, Leroy	1962
Langdon, Clark	1976
Lardizabel, Ruben	1987
Larsen, Brad	1996-97
Larsen, Ted	1962
Laurent, Mike	1972-74
Lauver, Paul	1975
Lee, Kenneth	1968
Lentz, Jim	1983
Lewis, Ed	1964
Letz, Kevin	2002-05
Lindsay, Doug	1984-85
Lippert, Logan	2011
Little, Jake	1999-2000
Lizarraga, Cory	2002-03
Logan, Jim	1983-86
Lopez, Javier	2005
Lovato, Anthony	2001-02
Love, Josh	2001
Lucy, Dustin	2006-07
Luna, Daniel	1997-98
Lydon, Kevin	1994

-M-

MacAleese, Bob	1966-68
Mader, Buddy	1960-62
Mader, Josh	2002-04
Mahaffey, Mat	1977-78
Maltz, Cory	2011
Mares, Bobby	2010-2012
Martinez, Anthony	2008
Martinez, Bob	1980-83
Martinez, Dave	1978
Martinez, Jesus	2011
Marzullo, Arnie	1972-73
Mascio, Dave	1993
Mason, Kyle	2002
Matlozs, Ed	1984-87
Mata, Jonathan	2011
Mathis, Will	2012
McAulay, Bob	1966-68
McBee, Tom	1971
McBride, Jim	1982
McCasland, Jake	2011-2012
McClain, Hobie	2012
McCorkle, Bob	1961-62
McCorkle, Tim	1975
McCready, Derek	2002-03
McDonald, Drew	2006-08
McGuire, Brian	1989-90
McKee, Sean	2006-07
McKinney, Joey	1993
McLaughlin, Mike	1966-68
McKee, Steve	1985-87
McMahon, John	1964
Melek, Nate	2006
Melendez, Josh	2012
Meng, David	1994-95
Meng, Ronnie	1992-95
Mernick, Dennis	1972
Messer, Brian	1997, 99
Miller, Damon	2006
Miller, Don	1972-75
Miller, Thane	1990-91
Miltenberger, Scott	1973-76
Minarsich, Larry	1969-71
Minturn, Mike	1971
Misqueuz, Eddie	1998-99
Monger, Cameron	2009
Montano, Manuel	1994-95
Montes, Emilio	1996-97
Montiel, Miguel	1997-2000
Moore, Barry	1982
Moore, Bobby	2005, 07-09
Moore, Matt	1994-95
Morando, Robert	1988
Moulton, Tom	1997
Moyer, Mike	1966
Muccio, Steve	1977-79
Mueller, Ryan	1994
Murray, Sean	2001-04
Muth, Dan	1977-79

-N-

Neda, Rafael	2008-10
Neely, Jerry	1960
Nelson, Jacob	2010-2012

ALL-TIME LETTERWINNERS

NEW MEXICO

Ness, Dick 1964-66
 Ness, Gary 1962-64
 Nichols, Rod 1982-85
 Nilsen, Stephen 1982
 Norton, Jacob 2007-08
Nunez, Chris..... 2012

-O-

Oatman, Jason 2009-10
 Ogle, Rob 1974-75
 Oglesby, Luke 1991-93
 Ohira, Regan 1996
 Okano, Mark 1998-2001
 Olson, Rich 1973-74
 Olson, Richard..... 2010-2011
 Orona, Lawrence 1989
 Ortiz, Art 1962-64
 Ortiz, J.C. 1996-99

-P-

Pacas, Petr 2004-05
 Pace, Vito 1982-83
 Pacheco, Jordan..... 2005-07
Padilla, Ryan 2012
 Palmer, Jim 1968-69
 Pappan, James 1965-66
 Pardus, Greg 1978-79
 Parr, Steve 1987-88
 Petrig, John 1989
 Patton, John 1964
 Pelletier, Dave 1975
 Pena, Stanley 1970
 Perez, Jeff 2000-01
 Perez, Jesse Garcia-..... 2005
 Perrotte, Joe 1982
 Pesqueira, Rich 1990
Peterson, DJ 2011-2012
 Petrig, John 1989
 Pettenuzzo, Mike 1972-75
 Pettis, R.J. 1989-91
 Phillips, Marty 1980
 Pierce, Mark 1984-87
 Pilkington, Derek 2007
 Piskorski, Bill 1973-74
 Pistono, Joe 1973-76
 Polanco, Everett 1960
 Polk, Bill 1966-67
 Porras, Trey 2011-2012
 Posen, William 1965-67
 Potter, Dewey 1974
 Pruessmann, Mark 1986-89
 Purse, James 1994-95
Pustay, John 2012

-Q-

Quigley, Keith 1992-93
 Quinones, Rene 1991
 Quintana, Stan 1965

-R-

Racheff, Jerry 1975
 Ramsey, Malcolm 1972
 Randel, Lloyd 1961-62
Real, Alex 2012
 Reardon, Dan 1999-2001
 Reeder, Ed 1968-69

Reid, Bill 1960
 Rebeda, West 1987
 Repetto, Gary 1964
 Reyes, Armando 1969-71
 Richards, Craig 1981
 Richardson, Wayne 1981
 Rima, Randy 1976-77
 Rivera, Bob 1978-81
 Rizzo, Mike 1980
 Robbins, Cory 1998-99
 Roberts, Tom 1970
 Robertson, Buddy 1960
 Rockey, Mark 2007-08
 Rodarte, Richard 2006
 Roe, Tommy 1989-92
 Rolfes, Ron 1997-98
 Romero, Chris 1984
 Romero, Joe 1991-93
 Rogers, Ronan 1983
 Ronquillo, Ric 1979-83
 Roselli, Thomas 1979-80
 Roussel, Mike 1968
 Rubi, Isidoro 1961-62
 Russell, Glen 1982-86
 Russell, Jay 2004-07
 Ruth, George 1969-71
 Rutledge, Kyle 1976-79
 Rutledge, Rusty 1975
 Ruybalid, David 1976-77
 Ryan, Duffy 1978-80
 Ryan, Marty 1980

-S-

Salas, Joe 2001-04
 Salazar, Jordan..... 2006
 Salerno, Dominic 1972
 Sallee, Ralph 1966-68
 Sanchez, Gera..... 2010-2012
 Santini, Aaron 1991-93
 Sapa, Bill 1991
 Sarthory, Joseph 1961
 Schawel, Glen 1968-70
 Schawel, Neal 1974
 Schlagel, Kip 1991
 Seaman, Kent 1973-75
 Semprevivo, Mike 2000-01
 Sepulveda, Esteban 1988-89
 Serrano, Jim 1998
 Settle, Andy 1995
 Sevieri, Donny 1999-2002
 Sexton, Tom 1968
 Schawel, Glen 1968-70
 Sharp, Bill 1964
 Sharp, Denny 1994
 Sharpe, James 1979-82
 Shetler, Dave 1965-66
 Shevlin, Jim 1987-88
 Sims, Ron 1968-70
 Sisk, Aaron 1998-2000
 Sitch, Lou 1974
 Skelton, Adam 2007-08
 Skinner, Steve 1987-89
 Sloan, Tim..... 2006
 Slotnick, Jeff 1984-85
 Smith, Aaron 2002-03
 Smith, Billy 1971-75

Smith, Cameron..... 2009-10
 Smith, Dave 1964-65
 Smith, Emilito 1981
 Smith, Jackie 2004-07
 Smith, James 1981-84
 Smith, Mike 2004-05
 Smith, Ron 1972-75
 Smith, Stephen..... 2007-08
 Smitheran, Bobby 1993-96
 Snyder, John 1985-86
 Soto, Adrian 2003
 Soto, Edgar 1991-92
 Sousa, Dan 1995-96
 South, Jan 1974-77
 Sparks, Steve 1985-86
 Spence, Jack 1972
 Spitaleri, A.J. 2003-04
 Stanley, Aaron 2000-01
 Steinberg, David 1979-82
 Steiner, Craig 1976-77
 Steinhoffer, Steve 1961-62
 Steveson, Scott 1964
 Stewart, Gary 1971-74
 Stiner, Kyle 2011-2012
 Stockton, Jim 1962
 Storey, Richard 1965-67
 Stovall, Daniel 2004-07
 Strassle, Phil 1975-78
 Strickland, Scott 1995-97
 Stroud, Todd 2002
Suarez, Erik..... 2012
 Suplizio, Sam..... 1952-54
 Surber, Jim 1969-72
 Svetlic, Mike 2001-03

-T-

Tajima, Scott 2000-02
 Takahashi, Kevin 1994-96
 Tapp, Jerry 1976
 Taylor, Adam 1995-96
 Thompson, Billy 1965-67
 Thompson, Lloyd 1973-75
 Thompson, Matt..... 2009
 Toledo, Jon 1976-77
 Tornberg, Casey 2000-01
 Torre, Steve 1978
 Torres, Eric 1986-89
 Torrez, Robert 1992
 Toves, Kenny 2009-10
 Trower, Tim 1983-84
 Trujeque, Andrew 1979-82
 Trujillo, Chris 1990-91
 Trujillo, Larry 1990
 Turner, Tom 1987-90
 Twichell, John Michael... 2010-2011

-V-

Valdez, Doug 1993-94
 Valles, Ruben 1990
 Van Dyke, Ty 1989
 Vaughan, Doug 1967
 Velasco, Bob 1982-86
 Vermilyea, Jamie 2001-03
 Voelker, Cody 2010
 Voge, Dean 1967
 Vukovich, Todd 1980

-W-

Waid, Joe 1970-73
 Waites, David 1996-97
Walker, Josh..... 2012
Ward-Hersee, Brandon..... 2012
 Warren, Joe 1987-88
 Watkins, Jarrad..... 2007
 Watkins, Tom 1981
 Weber, Jim 1972-75
 Wells, Brandon 2000-01
 White, Charley 1960
 White, Cole 2009
 Wicks, Rick 1970-71
 Willett, Max 2006-10
 Williams, Ken 1977-79
 Williams, Larry 1990
 Wilp, Ken 1983
 Steinberg, Coty 2008
 Wilson, Jack 1976-77
 Wilson, Sam 2011
 Wilson, Ted 1967
 Winters, Lanny 1960
 With, Greg 1966-68
Wolff, Sam 2012
 Wong, Marvin 2000-01
 Woodchick, Ben..... 2009-12
 Wright, Ryan 1995-96
 Wulfert, Mark 1993-95


-Y-

Yamaguchi, Lon 1996-99
 Yamaoka, Ken 2000-01
 Yepiz, Gerardo 1990-92
 Yonker, Ken 1986-87
 Yost, Matt 1991
 Young, David 1999, 2001
 Young, Dusty 2000-03
 Young, Matt 2002-04
 Young, Tracy 1986-87
 Young, Travis 1994-97
 Youngberg, Ralph 1962

-Z-

Zahm, Gary 1962

BOLD indicates on 2012 roster.



Jamie Vermilyea was a workhorse for the Lobos, holding the season records for starts (18) and innings (131.1).

YEAR-BY-YEAR RESULTS 2013 BASEBALL

* The game-by-game results in this section are as accurate as possible, according to the UNM records. Site of games and dates are determined whenever possible.

1899 (1-0) No Coach

UNM 18, Albuquerque High 9

1900 (1-1) No Coach

No records

1901-02 - No Baseball

1903 (1-0) No Coach

No record

1904 (2-0) No Coach

UNM 27, Albuquerque Indian School 16
No record of second game

1905 (2-0) No Coach

UNM 10, Albuquerque Indian School 6
UNM 9, Santa Fe Indian School 7

1906 (5-2) Martin Angell

3/10 Albuquerque Indian School 10, UNM 6
3/17 UNM 9, Albuquerque Indian School 5
3/24 UNM 5, Albuquerque Browns 3
3/30 UNM 9, Albuquerque Indian School 4
- UNM 3, Albuquerque Indian School 2
- Albuquerque Indian School 9, UNM 5
5/5 UNM 8, El Paso HS 2

1907 (3-1) No Coach

UNM 9, Albuquerque Indian School 8
UNM 11, Albuquerque Indian School 10
Albuquerque Indian School 8, UNM 5
UNM 10, Albuquerque Indian School 9

1908 (3-2) No Coach

UNM 17, Santa Fe Shops 2
Albuquerque Indian School 3, UNM 1
UNM 11, Albuquerque Indian School 5
UNM 5, Albuquerque Indian School 4
NMA & MA 12, UNM 10

1909 - No Baseball

1910 (7-1) Ralph Hutchinson

UNM 12, Albuquerque Indian School 4
UNM 7, El Paso Military Institute 6
UNM 2, Albuquerque Indian School 1
Albuquerque Indian School 6, UNM 5
UNM 5, Santa Fe Indian 4
UNM 11, NM Military 3
UNM 19, NM Military 4
UNM 3, St. Michael's 2

1911 (1-5) Ralph Hutchinson

Albuquerque Indian School 7, UNM 0
UNM 6, St. Michael's 3
NM Military 10, UNM 5
Albuquerque Indian School 12, UNM 11
St. Michael's 7, UNM 1
NM Military 11, UNM 9

1912 (2-3) Ralph Hutchinson

4/5 Albuquerque Indian School 7, UNM 0
5/11 UNM 8, St. Michael's 3
5/22 Albuquerque Indian School 12, UNM 11
5/24 Albuquerque Indian School 11, UNM 1
5/30 UNM 12, St. Michael's 5

1913 (1-1) Ralph Hutchinson

4/12 Albuquerque Indian School 19, UNM 3
5/9 UNM 7, Santa Fe Indian School 1

1914 (4-2-1) Ralph Hutchinson

UNM 13, St. Michael's 6
UNM 11, Santa Fe Elks 7
UNM 8, Albuquerque Indian School 4
UNM 14, St. Michael's 10
Albuquerque Indian School 6, UNM 4
Missing records of two games

1915 (0-1) Ralph Hutchinson

No record

1916 (5-1) Ralph Hutchinson

4/6 UNM 5, Albuquerque Indian School 3
- UNM 20, Menaul 3
4/18 UNM 7, Albuquerque Indian School 5
Missing records of three games

1917 (4-3) Ralph Hutchinson

3/9 Albuquerque Business College 7, UNM 2
3/24 UNM 25, Albuquerque Business College 14
3/28 Chicago Cubs 7, UNM 0
- Albuquerque Business College 7, UNM 5
- UNM 15, Menaul 8
- UNM 10, Albuquerque Indian School 2
- UNM 19, San Marcial Shops 6

1918 - No Baseball

1919 (4-5) John McGough

Menaul 12, UNM 7
Albuquerque Indian School 9, UNM 7
UNM 10, R.O.P 5
UNM 5, Happy Go-Luckies 3
UNM 11, College All-Stars 6
Albuquerque Grays 5, UNM 3
UNM 6, Albuquerque Indian School 4
R.O.P. 10, UNM 4
Albuquerque Indian School 4, UNM 3

1920 (2-0) John McGough

UNM 9, NM Military 8
UNM 10, Albuquerque Indian School 3

1921 (2-0) Roy Johnson

UNM 8, Albuquerque Indian School 7
UNM 6, Albuquerque Indian School 1

1922 (1-0) Roy Johnson

UNM 8, Rotary-Kiwanis 7

1923 (1-2) Roy Johnson

UNM 9, Albuquerque High School 8
Albuquerque Indian School 3, UNM 1
Albuquerque Indian School 11, UNM 9

1924-26 - No Baseball

1927 (1-0) Roy Johnson

UNM 24, NM Military 9

1928 - No Baseball

1929 (0-1) Roy Johnson

No record

1930-38 - No Baseball

1939 (0-2) John Dolzadelli

No records

1940 (7-4) John Dolzadelli

UNM 16, Indians 1
UNM 14, Albuquerque High School 8
UNM 8, Penitentiary 4
UNM 12, Texas Mines 4
Arizona 8, UNM 0
Arizona 11, UNM 10
Tempe 7, UNM 0
UNM 15, Tempe 5
UNM 9, NM Mines 3
Tempe 5, UNM 3
UNM 13, Tempe 9

1941 (8-3) John Dolzadelli

UNM 13, @NM Mines 3
@UNM 7, Air Base Soldiers 3
@UNM 6, Albuquerque Indian School 2
@UNM 21, NM Mines 3
@UNM 11, Albuquerque High School 4
@UNM 21, NM Mines 1
@UNM 15, Albuquerque Indian School 3
@UNM 10, Arizona 8
@Arizona 12, UNM 9
@Arizona 9, UNM 7
@Arizona 13, UNM 12

1942 (4-6) John Dolzadelli

UNM 11, NM Mines 1
NM Mines 6, UNM 5
Arizona 5, UNM 0
Arizona 18, UNM 5
UNM 11, Albuquerque Dukes 7
Albuquerque Dukes 22, UNM 0
UNM 10, NM Mines 4
UNM 10, Albuquerque Dukes 4
Arizona 10, UNM 3
Arizona 10, UNM 5

1943 (0-1) John Dolzadelli

No record

1944-45 - No Baseball

1946 (4-5) Gus Zielasko

No records

1947 (6-7) George Petrol

Arizona 8, UNM 4
Arizona 20, UNM 0
Arizona State 7, UNM 5
UNM 17, Arizona State 7
UNM 5, Hardin-Simmons 4
UNM 16, Hardin-Simmons 13
Hardin-Simmons 8, UNM 5
UNM 11, Hardin-Simmons 10
Arizona State 5, UNM 3
Arizona State 14, UNM 2
Atomic Bombers 13, UNM 11
UNM 3, Barber's Supermarket 1
UNM 21, Atomic Bombers 20

1948 (9-11) George Petrol

UNM 9, Hardin-Simmons 7
UNM 14, Hardin-Simmons 8
Albuquerque Dukes 15, UNM 7
Albuquerque Dukes 15, UNM 4
UNM 14, Los Alamos VFW 10
UNM 10, Flagstaff 4
UNM 20, Flagstaff 4
Colorado 15, UNM 4
Colorado 5, UNM 4
Arizona 21, UNM 15
Arizona 15, UNM 5

Tempe 30, UNM 9

Tempe 19, UNM 9
UNM 9, St. Michaels 5
UNM 10, St. Michaels 2
Arizona 27, UNM 9
UNM 9, New Mexico State 2
Hardin-Simmons 9, UNM 7
Los Alamos VFW 10, UNM 6
UNM 19, Kirtland Field 5

1949 (14-7) George Petrol

@UNM 10, St. Michaels 5
@UNM 15, Sandia Base 7
@Arizona 10, UNM 1
@Arizona 15, UNM 3
UNM 7, @Arizona State 6
UNM 19, @Arizona State 11
@UNM 17, Arizona 2
Arizona 7, @UNM 1
UNM 13, @Socorro Muckers 7
UNM 15, @Socorro Muckers 14
Hardin-Simmons 12, @UNM 3
Hardin-Simmons 18, @UNM 8
UNM 19, @St. Michaels 5
UNM 13, @St. Michaels 5
@UNM 9, St. Michaels 5
@UNM 8, St. Michaels 7
Albuquerque Dukes 13, @UNM 9
Sweetwater 7, @UNM 4
@UNM 11, Dalmations Club 7
@UNM 16, Kirtland 14
@UNM 17, Albuquerque High School 15

1950 (4-13) George Petrol

@UNM 36, St. Michaels 2
@UNM 29, St. Michaels 28
Albuquerque Dukes 16, @UNM 14
Wyoming 12, @UNM 5
Wyoming 21, @UNM 8
@Arizona 9, UNM 4
@Arizona 28, UNM 2
@Arizona State 25, UNM 2
@Arizona State 15, UNM 10
@UNM 13, Arizona State 12
Arizona State 8, @UNM 7
@UNM 22, Sandia Base 8
Sandia Base 9, @UNM 8
@Colorado State 14, UNM 11
@Colorado State 6, UNM 4
@Wyoming 11, UNM 7
@Wyoming 4, UNM 3

1951 (4-14, 0-8 Skyline) George Petrol

@UNM 14, Arizona State 8
Arizona State 23, @UNM 6
@UNM 5, Kirtland Field 1
Wyoming 19, @UNM 10
Wyoming 15, @UNM 13
Colorado State 9, @UNM 8
@UNM 16, Colorado State 15
@Arizona 18, UNM 3
@Arizona 10, UNM 2
@Arizona State 10, UNM 8
@Arizona State 15, UNM 14
Arizona 14, @UNM 13
Arizona 30, @UNM 9
@Colorado State 13, UNM 2
@Colorado State 4, UNM 3
@UNM 16, Sandia Base 2
@Wyoming 7, UNM 3
@Wyoming 15, UNM 9

1952 (6-8, 5-7 Skyline) George Petrol

YEAR-BY-YEAR RESULTS

new mexico

Albuquerque Dukes 13, @UNM 6 (Ex.)
 Wyoming 11, @UNM 8
 @UNM 14, Wyoming 11
 Colorado State 14, @UNM 5
 @UNM 9, Colorado State 5
 @UNM 7, Kirtland 6
 Sandia Base 9, @UNM 5
 Denver 16, @UNM 3
 Denver 6, @UNM 2
 @Colorado State 6, UNM 3
 @Colorado State 6, UNM 2
 UNM 4, @Denver 1
 UNM 3, @Denver 0
 UNM 7, @Wyoming 2
 @Wyoming 6, UNM 4

1953 (13-5, 10-2 Skyline) George

Petrol

@UNM 7, Wyoming 5
 Wyoming 19, @UNM 4
 @UNM 12, Colorado State 10
 @UNM 4, Colorado State 3
 @Sandia Base 6, UNM 1
 UNM 3, @Sandia Base 2
 @UNM 9, Denver 8
 @UNM 4, Denver 2
 UNM 16, @Colorado State 4
 UNM 12, @Colorado State 6
 UNM 17, @State Penitentiary 5
 UNM 4, @Denver 3
 @Denver 8, UNM 5
 UNM 12, @Wyoming 7
 UNM 11, @Wyoming 3
 Utah 9, @UNM 4
 @UNM 12, Utah 9
 Utah 20, @UNM 15

1954 (8-11, 6-6 Skyline) George

Petrol

@UNM 9, Denver 8
 @UNM 7, Denver 2
 UNM 12, @Walker AFB 8
 @Walker AFB 28, UNM 5
 @Walker AFB 18, UNM 9
 Wyoming 16, @UNM 8
 @UNM 7, Wyoming 4
 @UNM 12, Colorado State 9
 Colorado State 4, @UNM 2
 Walker AFB 28, @UNM 9
 @UNM 9, Walker AFB 3
 San Diego Marines 15, @UNM 6
 San Diego Marines 18, @UNM 6
 @Colorado State 10, UNM 6
 UNM 7, @Colorado State 4
 UNM 9, @Denver 8
 @Denver 7, UNM 3
 @Wyoming 5, UNM 1
 @Wyoming 6, UNM 5

1955 (7-9, 5-7 Skyline) George Petrol

@UNM 11, Denver 10
 Denver 2, @UNM 1
 Wyoming 9, @UNM 2
 Wyoming 24, @UNM 14
 @UNM 15, Colorado State 7
 @Colorado State 10, UNM 6
 Sul Ross 5, UNM 0
 Sul Ross 7, UNM 3
 UNM 28, New Mexico State 9
 UNM 16, New Mexico State 8
 UNM 13, @Denver 3
 @Denver 8, UNM 5
 UNM 8, @Colorado State 7

@Colorado State 5, UNM 3
 UNM 17, @Wyoming 13
 @Wyoming 8, UNM 2

1956 (8-9, 6-6 Skyline) George Petrol

Wyoming 10, @UNM 5
 Wyoming 6, @UNM 3
 Sul Ross 13, UNM 1
 Sul Ross 12, UNM 0
 Sul Ross 6, UNM 2
 @UNM 8, Colorado State 5
 @UNM 8, Colorado State 6
 UNM 13, Eastern New Mexico 1
 UNM 6, Eastern New Mexico 4
 Denver 16, @UNM 9
 @UNM 10, Denver 9
 @Colorado State 9, UNM 7
 UNM 5, @Colorado State 2
 UNM 8, @Wyoming 5
 @Wyoming 16, UNM 9
 @Denver 7, UNM 5
 UNM 8, @Denver 4

1957 (10-13, 6-6 Skyline) George

Petrol

Kirtland AFB 10, UNM 9
 @Arizona 12, UNM 10
 @Arizona 14, UNM 4
 @UNM 10, Colorado State 4
 UNM 11, White Sands 5
 UNM 17, White Sands 16
 UNM 2, Pay Less Drugs 1
 @UNM 14, Wyoming 4
 Wyoming 15, @UNM 12
 Colorado State 8, @UNM 6
 @UNM 3, Colorado State 2
 UNM 23, 768th ACW 4
 Biggs AFB 20, UNM 4
 Biggs AFB 11, UNM 0
 Biggs AFB 14, UNM 2
 Denver 6, @UNM 5
 @UNM 8, Denver 4
 Air Force 8, UNM 7
 @Wyoming 11, UNM 10
 @Wyoming 16, UNM 7
 UNM 11, @Denver 5
 @Colorado State 5, UNM 3
 UNM 9, @Colorado State 5

1958 (13-9, 7-5 Skyline) George

Petrol

@Arizona 18, UNM 1
 @Arizona 9, UNM 2
 @UNM 7, Colorado State 2
 @UNM 9, Denver 5
 @UNM 3, Denver 0
 @UNM 22, Wyoming 8
 @UNM 8, Wyoming 2
 UNM 9, Hardin-Simmons 5
 UNM 11, Hardin-Simmons 9
 Sul Ross 15, UNM 11
 UNM 7, New Mexico State 2
 UNM 13, Walker AFB 0
 UNM 11, Walker AFB 8
 UNM 6, @Denver 4
 @Colorado State 3, UNM 0
 @Colorado State 10, UNM 8
 @Colorado State 7, UNM 6
 @Wyoming 12, UNM 9
 UNM 11, @Wyoming 5
 UNM 8, @Denver 7
 ^BYU 11, UNM 2

^BYU 9, UNM 3
 ^ = Skyline Championship

1959 (9-15, 4-8 Skyline) George

Petrol

@Arizona 15, UNM 4
 @Arizona 12, UNM 5
 Colorado College 9, @UNM 6
 @UNM 4, Colorado State 2
 Colorado State 3, @UNM 2
 Colorado College 20, @UNM 8
 Wyoming 10, @UNM 3
 Wyoming 7, @UNM 5
 Sul Ross 10, UNM 2
 Sul Ross 8, UNM 1
 Sul Ross 7, UNM 3
 UNM 18, Walker AFB 7
 UNM 8, New Mexico State 4
 UNM 13, New Mexico State 5
 UNM 5, Denver 3
 Denver 4, UNM 3
 UNM 10, Denver 9
 Denver 6, UNM 3
 UNM 7, New Mexico State 2
 New Mexico 16, New Mexico State 0
 @Wyoming 8, UNM 0
 @Wyoming 10, UNM 8
 @Colorado State 9, UNM 7
 UNM 11, @Colorado State 2

1960 (11-19, 8-4 Skyline) George

Petrol

@Arizona 8, UNM 0
 @Arizona 9, UNM 0
 @UNM 12, Colorado State 11
 Colorado State 11, @UNM 6
 Colorado College 5, @UNM 4
 Denver 7, @UNM 5
 @UNM 10, Denver 8
 Air Force 3, @UNM 0
 Air Force 12, @UNM 3
 @UNM 9, Wyoming 4
 @UNM 9, Wyoming 3
 @UCLA 2, UNM 0
 !Fresno State 9, UNM 2
 @Southern Cal 15, UNM 12
 @San Diego Marines 5, UNM 0
 @San Diego State 15, UNM 5
 @San Diego Marines 5, UNM 3
 @Pepperdine 8, UNM 2
 New Mexico State 7, UNM 4
 UNM 16, New Mexico State 6
 Arizona 16, @UNM 0
 Arizona 7, @UNM 4
 UNM 4, New Mexico State 1
 UNM 4, New Mexico State 2
 UNM 4, @Denver 0
 UNM 2, @Denver 1
 UNM 10, @Colorado State 8
 UNM 9, @Colorado State 7
 @Wyoming 11, UNM 8
 @Wyoming 11, UNM 10
 != at Los Angeles, Calif.

1961 (13-12, 9-3 Skyline) George

Petrol

3/4 @Arizona State 7, UNM 3
 3/4 @Arizona State 2, UNM 1
 3/7 @Arizona 13, UNM 2
 3/7 @Arizona 15, UNM 4
 3/14 Colorado College 8, @UNM 6
 3/21 @UNM 17, Denver 2
 3/22 @UNM 9, Denver 4

3/24 @UNM 13, Colorado State 12
 3/25 @UNM 18, Colorado State 11
 4/2 @Sul Ross 14, UNM 8
 4/3 @Sul Ross 8, UNM 0
 4/7 @UNM 2, Wyoming 1
 4/8 @Wyoming 15, UNM 10
 4/15 UNM 8, @Denver 6
 4/15 UNM 3, @Denver 2
 4/22 @UNM 9, Air Force 6
 4/22 Air Force 14, @UNM 11
 4/29 UNM 2, @New Mexico State 0
 4/29 @New Mexico State 21, UNM 11
 5/5 @UNM 13, New Mexico State 3
 5/6 @UNM 10, New Mexico State 7
 5/12 @Wyoming 1, UNM 0
 5/13 UNM 6, @Colorado State 0
 5/15 @Colorado State 10, UNM 6
 5/16 UNM 2, @Wyoming 0

1962 (16-14, 9-3 Skyline) George

Petrol

3/14 Colorado College 12, @UNM 6
 3/17 @UNM 10, Colorado State 2
 3/18 @UNM 12, Colorado State 4
 3/20 @Colorado College 15, UNM 11
 3/21 @UNM 9, Colorado College 7
 3/23 @UNM 9, Denver 3
 3/24 @UNM 6, Denver 4
 3/30 Adams State 10, @UNM 3
 4/1 Air Force 7, @UNM 2
 4/1 Air Force 13, @UNM 2
 4/6 @UNM 4, Wyoming 3
 4/7 @UNM 9, Wyoming 8
 4/14 @Denver 7, UNM 6
 4/14 UNM 10, @Denver 9
 4/16 @UNM 13, New Mexico State 8
 4/16 @UNM 7, New Mexico State 4
 4/19 @Texas Tech 6, UNM 3
 4/20 @Texas Tech 7, UNM 3
 4/21 UNM 10, @Texas Tech 6
 4/28 @Eastern NM 1, UNM 0
 4/28 UNM 11, @Eastern NM 9
 5/5 @New Mexico State 1, UNM 0
 5/5 UNM 4, @New Mexico State 2
 5/11 UNM 8, @Colorado State 3
 5/12 @Colorado State 6, UNM 1
 5/13 @Wyoming 11, UNM 1
 5/13 UNM 4, @Wyoming 3
 5/31 \$UNM 9, BYU 2
 6/1 \$Colo. College 11, UNM 2
 6/2 \$Air Force 2, UNM 1
 \$ = NCAA District 7 Playoffs, Greeley, Colo.

1963 (18-16, 3-9 WAC) George Petrol

3/8 @UTEP 7, UNM 6
 3/9 UNM 6, @UTEP 5
 3/9 UNM 11, @UTEP 4
 3/16 @UNM 4, Colorado State 0
 3/19 @UNM 7, Colorado College 6
 3/20 Colorado College 4, @UNM 0
 3/21 @UNM 12, Denver 5
 3/22 @UNM 3, Denver 2
 3/23 @UNM 3, Colorado State 1
 3/30 @UNM 9, Air Force 7
 3/30 @UNM 3, Air Force 2
 4/3 L.A. Dodgers 4, UNM 0 (Ex.)
 4/5 Wyoming 7, @UNM 3
 4/6 @UNM 4, Wyoming 1
 4/11 @Los Angeles State 8, UNM 0
 4/12 @Southern Cal 21, UNM 1
 4/13 @UCLA 6, UNM 0
 4/19 @Arizona 9, UNM 2
 4/20 @Arizona 8, UNM 0

YEAR-BY-YEAR RESULTS 2013 BASEBALL

4/20 @Arizona 6, UNM 2
 4/26 Arizona State 8, @UNM 3
 4/27 Arizona State 10, @UNM 2
 4/27 @UNM 7, Arizona State 5
 4/30 UNM 6, Eastern New Mexico 0
 4/30 UNM 9, Eastern New Mexico 1
 5/4 @Air Force 17, UNM 5
 5/4 UNM 11, @Air Force 9
 5/10 @Arizona State 11, UNM 2
 5/11 @Arizona State 10, UNM 4
 5/11 @Arizona State 3, UNM 2
 5/14 UNM 5, New Mexico State 4
 5/14 UNM 11, New Mexico State 2
 5/17 @UNM 12, Arizona 3
 5/18 Arizona 18, @UNM 7
 5/18 @UNM 3, Arizona 2

1964 (8-29-1, 0-12 WAC) George Petrol

Sul Ross 8, UNM 2
 Sul Ross 6, UNM 5
 Sul Ross 2, UNM 0
 @UNM 5, Colorado State 3
 @UNM 11, Colorado State 1
 @UNM 4, Colorado State 4 (tie, 13 inn.)
 @UNM 7, Denver 6
 @UNM 7, Denver 4
 Oklahoma 23, UNM 5
 Oklahoma 11, UNM 6
 Oklahoma 11, UNM 3
 @UNM 9, Air Force 5
 Air Force 6, @UNM 2
 Wyoming 7, @UNM 5
 Wyoming 8, @UNM 2
 Wyoming 7, @UNM 4
 UTEP 7, UNM 6
 UTEP 4, UNM 2
 UNM 3, UTEP 2
 UNM 10, New Mexico State 7
 UNM 5, New Mexico State 3
 New Mexico State 10, UNM 4
 Arizona 10, UNM 4
 Arizona 21, UNM 4
 Arizona 11, UNM 4
 Arizona State 14, UNM 1
 Arizona State 20, UNM 1
 Arizona State 3, UNM 1
 @Denver 7, UNM 6
 @Denver 10, UNM 5
 @Air Force 4, UNM 2
 @Air Force 10, UNM 9
 Arizona State 11, UNM 3
 Arizona State 12, UNM 6
 Arizona State 17, UNM 4
 Arizona 5, UNM 2
 Arizona 5, UNM 3
 Arizona 8, UNM 2

1965 (18-19, 2-10 WAC) George Petrol

UNM 9, UTEP 4
 UTEP 5, UNM 4
 UNM 7, UTEP 1
 UNM 5, UTEP 1
 UNM 16, New Mexico State 1
 New Mexico State 8, UNM 1
 New Mexico State 8, UNM 0
 @UNM 4, Colorado State 0
 @UNM 1, Colorado State 0
 @UNM 9, Denver 1
 Air Force 6, @UNM 4
 @UNM 10, Air Force 9
 UNM 13, @Texas Tech 5

UNM 5, @Texas Tech 4
 UNM 11, @Texas Tech 4
 @Arizona 7, UNM 0
 @Arizona 3, UNM 1
 @Arizona 17, UNM 2
 @Arizona State 9, UNM 2
 @Arizona State 20, UNM 3
 UNM 1, San Francisco State 0
 San Diego State 5, UNM 0
 San Francisco State 2, UNM 0
 California Western 7, UNM 5
 California Western 2, UNM 1
 Arizona State 4, UNM 1
 @Air Force 9, UNM 5
 UNM 2, @Air Force 1
 Arizona State 9, @UNM 5
 @UNM 12, Arizona State 11
 Arizona State 3, @UNM 2
 Arizona 36, @UNM 13
 @UNM 13, Arizona 9
 Arizona 11, @UNM 3
 UNM 13, New Mexico State 6
 UNM 8, New Mexico State 7
 UNM 10, New Mexico State 1

1966 (23-17, 3-9 WAC) Bob Leigh

3/4 @Texas Tech 1, UNM 0
 3/4 UNM 3, @Texas Tech 1
 3/5 UNM 12, @Texas Tech 6
 3/11 UNM 7, @New Mexico State 6
 3/12 UNM 5, @New Mexico State 2
 3/12 @New Mexico State 11, UNM 9
 3/15 @UNM 12, Colorado State 1
 3/19 Denver 9, @UNM 8
 3/21 @UNM 8, Colorado State 5
 3/22 @UNM 4, Colorado College 1
 3/23 Colorado College 9, @UNM 8
 3/26 @UNM 10, Denver 5
 3/26 @UNM 6, Denver 1
 3/29 UNM 10, @U. of Albuquerque 5
 4/1 @Arizona State 7, UNM 2
 4/2 @Arizona State 6, UNM 4
 4/2 @Arizona State 7, UNM 6
 4/7 @UNM 11, UTEP 4
 4/7 @UNM 7, UTEP 6
 4/8 UTEP 4, @UNM 3
 4/9 @UNM 8, South Dakota State 7
 4/9 @UNM 8, South Dakota State 7
 4/15 @UNM 21, New Mexico State 4
 4/16 @UNM 12, New Mexico State 0
 4/16 @UNM 7, New Mexico State 4
 4/19 @UNM 14, U. of Albuquerque 13
 4/22 Arizona 6, @UNM 5
 4/23 Arizona 10, @UNM 4
 4/23 @UNM 4, Arizona 3
 4/25 N.M. Highlands 11, @UNM 10
 4/29 @UNM 5, Arizona State 2
 4/30 Arizona State 16, @UNM 0
 4/30 @UNM 4, Arizona State 3
 5/3 @UNM 6, Eastern New Mexico 5
 5/6 @Arizona 13, UNM 3
 5/7 @Arizona 18, UNM 2
 5/7 @Arizona 18, UNM 1
 5/13 @UNM 4, UTEP 3
 5/14 @UNM 9, UTEP 8
 5/14 UTEP 5, @UNM 4

1967 (24-19-1, 4-8 WAC) Bob Leigh

3/3 UNM 9, @UTEP 9 (tie)
 3/4 @UTEP 8, UNM 3
 3/4 UNM 7, @UTEP 2
 3/10 UNM 9, @New Mexico State 2
 3/11 UNM 6, @New Mexico State 4

3/11 UNM 7, @New Mexico State 2
 3/15 UNM 9, @U. of Albuquerque 3
 3/18 Denver 7, @UNM 5
 3/21 Colorado State 8, @UNM 3
 3/22 UTEP 6, @UNM 3
 3/23 UTEP 4, @UNM 1
 3/23 @UNM 2, UTEP 0
 3/25 Air Force 8, @UNM 1
 3/25 Air Force 9, @UNM 1
 3/27 @UNM 10, Colorado State 4
 3/27 @UNM 10, Illinois 4
 3/28 @UNM 3, Illinois 1
 3/28 Illinois 8, @UNM 6
 3/29 @UNM 5, Illinois 4
 3/30 @UNM 8, Illinois 7
 3/31 @UNM 7, Illinois 6
 3/31 Illinois 11, @UNM 4
 4/1 Illinois 11, @UNM 1
 4/1 @UNM 9, Illinois 0
 4/7 @UNM 5, Texas Tech 3
 4/7 @UNM 4, Texas Tech 3
 4/8 @UNM 9, Texas Tech 4
 4/18 @UNM 13, New Mexico Highlands 3
 4/21 UNM 6, @Arizona 3
 4/22 @Arizona 10, UNM 3
 4/22 @Arizona 10, UNM 1
 4/24 @UNM 13, New Mexico State 6
 4/25 @UNM 10, New Mexico State 2
 4/28 @UNM 5, Arizona State 2
 4/29 @UNM 17, Arizona State 13
 4/29 Arizona State 9, @UNM 2
 5/1 @New Mexico Highlands 5, UNM 2
 5/5 Arizona 15, @UNM 3
 5/6 @UNM 3, Arizona 1
 5/6 Arizona 2, @UNM 0
 5/12 @Arizona State 7, UNM 2
 5/13 @Arizona State 3, UNM 2
 5/13 @Arizona State 8, UNM 3
 5/16 @UNM 5, U. of Albuquerque 2

1968 (37-13, 6-6 WAC) Bob Leigh

3/1 @UTEP 3, UNM 1
 3/1 UNM 4, @UTEP 3
 3/2 UNM 5, @UTEP 0
 3/8 UNM 10, @New Mexico State 0
 3/9 UNM 3, @New Mexico State 2
 3/9 UNM 5, @New Mexico State 2
 3/12 @UNM 4, New Mexico Highlands 3
 3/14 @UNM 5, Colorado College 1
 3/15 @UNM 8, Colorado College 3
 3/16 @UNM 8, Southern Illinois 3
 3/16 Southern Illinois 10, UNM 4
 3/21 @UNM 4, Denver 2
 3/19 @UNM 7, Colorado State 4
 3/22 @UNM 7, New Mexico State 1
 3/23 @UNM 6, New Mexico State 5
 3/25 @UNM 4, Colorado State 1
 3/28 @UNM 7, Southern Colorado 4
 3/28 @UNM 5, Southern Colorado 4
 3/30 @UNM 4, Air Force 3
 3/30 @UNM 5, Air Force 4
 4/5 @Arizona State 3, UNM 2
 4/6 @Arizona State 3, UNM 2
 4/6 @Arizona State 4, UNM 1
 4/8 @UNM 3, South Dakota State 0
 4/8 @UNM 10, South Dakota State 3
 4/10 @UNM 7, Hiram Scott 6
 4/11 @UNM 12, Hiram Scott 8
 4/12 @UNM 7, Hiram Scott 1
 4/13 @UNM 12, Hiram Scott 8
 4/13 Hiram Scott 4, @UNM 3
 4/16 UNM 5, @New Mexico Highlands 4
 4/19 @UNM 3, Arizona 0

4/20 @UNM 5, Arizona 3
 4/20 @UNM 3, Arizona 2
 4/22 @UNM 8, Eastern New Mexico 2
 4/26 @UNM 7, Arizona State 6
 4/27 @UNM 4, Arizona State 2
 4/27 @UNM 3, Arizona State 0
 4/30 @New Mexico Highlands 5, UNM 0
 5/3 UTEP 4, @UNM 2
 5/4 @UNM 5, UTEP 2
 5/4 @UNM 2, UTEP 1
 5/6 UNM 12, @Eastern New Mexico 5
 5/10 @Arizona 8, UNM 1
 5/11 @Arizona 6, UNM 2
 5/11 @Arizona 12, UNM 2
 5/17 @Air Force 8, UNM 2
 5/18 UNM 3, @Denver 1
 5/18 @Denver 3, UNM 0

1969 (30-17-1, 7-11 WAC) Bob Leigh

3/7 UNM 14, @New Mexico State 3
 3/8 UNM 3, @New Mexico State 0
 3/8 UNM 9, @New Mexico State 4
 3/14 New Mexico State 3, @UNM 1
 3/15 @UNM 8, New Mexico State 7
 3/15 @UNM 1, New Mexico State 0
 3/17 @UNM 10, CSU-Pueblo 1
 3/18 @UNM 12, CSU-Pueblo 2
 3/19 @UNM 11, CSU-Pueblo 8
 3/20 @UNM 5, Colorado College 4
 3/21 @UNM 12, Denver 3
 3/22 @UNM 7, Colorado State 4
 3/22 @UNM 7, Colorado State 0
 3/24 @UNM 4, Colorado College 3
 3/25 @UNM 8, Colorado College 1
 3/26 @UNM 8, Colorado College 1
 3/27 @UNM 3, Illinois 1
 3/28 @UNM 7, Illinois 6
 3/29 Colorado State 11, @UNM 2
 3/29 @UNM 5, Illinois 1
 3/31 @UNM 7, South Dakota State 2
 4/2 !UNM 4, Grambling 3
 4/3 !UNM 5, Cal State-Fullerton 3
 4/4 !UC Santa Barbara 5, UNM 3
 4/4 !Chapman 8, UNM 5
 4/7 UNM 4, @Chapman 4 (darkness)
 4/8 UNM 8, @Cal State-Fullerton 0
 4/11 UTEP 4, @UNM 3
 4/12 UTEP 7, @UNM 4
 4/12 @UNM 5, UTEP 4
 4/18 UNM 4, @Arizona 2
 4/19 @Arizona 16, UNM 3
 4/19 @Arizona 6, UNM 4
 4/21 @UNM 7, New Mexico Highlands 0
 4/25 Arizona State 2, @UNM 1
 4/26 Arizona State 9, @UNM 5
 4/26 Arizona State 13, @UNM 2
 4/29 @New Mexico Highlands 5, UNM 4
 5/2 @UTEP 11, UNM 9
 5/3 UNM 4, @UTEP 3
 5/3 UNM 6, @UTEP 4
 5/9 @UNM 3, Arizona 2
 5/10 @UNM 4, Arizona 2
 5/10 Arizona 1, @UNM 0
 5/12 New Mexico Highlands 7, @UNM 1
 5/16 @Arizona State 3, UNM 1
 5/17 UNM 5, @Arizona State 3
 5/17 @Arizona State 14, UNM 0
 != at Anaheim, Calif.

1970 (27-18, 9-9 WAC) Bob Leigh

3/6 @UTEP 5, UNM 4
 3/7 @UTEP 6, UNM 5
 3/7 UNM 9, @UTEP 4

YEAR-BY-YEAR RESULTS

new mexico

3/13 UNM 13, @New Mexico State 5
 3/14 UNM 4, @New Mexico State 0
 3/14 UNM 12, @New Mexico State 5
 3/16 @UNM 9, CSU-Pueblo 5
 3/18 @UNM 8, Denver 4
 3/19 @UNM 14, Colorado College 3
 3/21 @UNM 6, CSU-Pueblo 5
 3/21 Colorado State 6, @UNM 4
 3/23 @UNM 8, Colorado State 2
 3/24 Colorado State 5, @UNM 4
 3/26 @UNM 21, South Dakota State 18
 3/28 @UNM 12, Colorado State 5
 3/28 @UNM 3, South Dakota State 2
 3/30 @UNM 14, Eastern New Mexico 0
 3/30 @UNM 9, Eastern New Mexico 4
 4/1 New Mexico Highlands 10, @UNM 5
 4/2 Tulsa 6, @UNM 5
 4/3 @UNM 6, Wyoming 5
 4/4 @UNM 7, Wyoming 2
 4/4 Wyoming 6, @UNM 4
 4/7 @UNM 8, New Mexico State 4
 4/7 @UNM 9, New Mexico State 0
 4/10 UNM 4, @Arizona State 1
 4/11 @Arizona State 7, UNM 2
 4/11 @Arizona State 10, UNM 3
 4/14 @New Mexico Highlands 12, UNM 5
 4/17 UNM 1, @Arizona 0
 4/18 UNM 8, @Arizona 3
 4/18 UNM 3, @Arizona 2
 4/24 Arizona State 4, @UNM 0
 4/25 @UNM 4, Arizona State 1
 4/25 Arizona State 5, @UNM 2
 4/29 Albuquerque Dukes 2, UNM 1 (Ex.)
 5/1 @UTEP 10, UNM 8
 5/2 @UTEP 7, UNM 2
 5/2 @UTEP 5, UNM 3
 5/8 @UNM 12, Arizona 6
 5/9 @UNM 8, Arizona 6
 5/9 Arizona 6, @UNM 3
 5/12 New Mexico Highlands 4, @UNM 2
 5/15 UTEP 7, @UNM 6
 5/16 @UNM 5, UTEP 3
 5/16 @UNM 7, UTEP 2

1971 (29-26, 5-13 WAC) Bob Leigh

3/5 @UNM 15, New Mexico Highlands 2
 3/6 @UNM 9, New Mexico Highlands 8
 3/6 New Mexico Highlands 8, @UNM 4
 3/12 @New Mexico State 9, UNM 8
 3/13 UNM 10, @New Mexico State 4
 3/13 UNM 23, @New Mexico State 5
 3/15 CSU-Pueblo 18, @UNM 10
 3/16 @UNM 5, CSU-Pueblo 0
 3/17 @UNM 12, Denver 9
 3/18 @UNM 16, Denver 3
 3/19 @UNM 12, Kansas State 10
 3/20 Kansas State 4, @UNM 2
 3/20 Kansas State 5, @UNM 4
 3/22 @UNM 16, Colorado State 8
 3/23 @UNM 8, Colorado State 6
 3/24 @UNM 17, Creighton 5
 3/25 Creighton 5, @UNM 3
 3/26 @UNM 27, Creighton 5
 3/27 @UNM 2, Creighton 0
 3/27 @UNM 3, Creighton 2
 3/29 Southern Illinois 13, @UNM 11
 3/31 Tulsa 9, @UNM 8
 4/1 @UNM 5, Tulsa 4
 4/2 @UNM 23, Tulsa 8
 4/3 Tulsa 5, @UNM 2
 4/3 Tulsa 2, @UNM 1
 4/5 West Texas A&M 9, @UNM 8
 4/6 @UNM 4, West Texas A&M 3

4/9 Wyoming 10, @UNM 6
 4/10 Wyoming 8, @UNM 7
 4/10 @UNM 18, Wyoming 11
 4/12 @UNM 8, Eastern New Mexico 6
 4/13 @UNM 15, Eastern New Mexico 1
 4/16 UTEP 6, @UNM 2
 4/17 @UNM 5, UTEP 1
 4/17 @UNM 11, UTEP 3
 4/23 @Arizona 8, UNM 6
 4/24 @Arizona 7, UNM 3
 4/24 @Arizona 5, UNM 4
 4/27 @UNM 17, New Mexico State 4
 4/27 @UNM 12, New Mexico State 2
 4/30 UNM 8, @UTEP 4
 5/1 @UTEP 4, UNM 3
 5/1 @UTEP 6, UNM 5
 5/4 UNM 4, @New Mexico Highlands 3
 5/7 Arizona State 6, @UNM 2
 5/8 @UNM 7, Arizona State 5
 5/8 Arizona State 9, @UNM 2
 5/11 @UNM 12, Air Force 3
 5/14 Arizona 6, @UNM 5
 5/15 @UNM 21, Arizona 4
 5/15 Arizona 9, @UNM 7
 5/17 Albuquerque Dukes 5, UNM 2 (Ex.)
 5/21 @Arizona State 6, UNM 5
 5/22 @Arizona State 6, UNM 4
 5/22 @Arizona State 8, UNM 0

1972 (29-24, 8-10 WAC) Bob Leigh

2/25 UNM 22, @New Mexico State 9
 2/26 @New Mexico State 3, UNM 2
 2/26 UNM 13, @New Mexico State 1
 3/3 @UNM 7, New Mexico Highlands 2
 3/4 @UNM 12, New Mexico Highlands 8
 3/4 @UNM 13, New Mexico Highlands 1
 3/10 @UNM 17, Northern Arizona 1
 3/11 @UNM 3, Northern Arizona 0
 3/11 @UNM 7, Northern Arizona 0
 3/13 @UNM 15, CSU-Pueblo 5
 3/14 @UNM 8, CSU-Pueblo 4
 3/15 @UNM 8, CSU-Pueblo 5
 3/16 @UNM 7, Colorado State 5
 3/17 Colorado State 12, @UNM 3
 3/18 @UNM 5, Colorado State 4
 3/18 @UNM 6, Colorado State 0
 3/20 @UNM 7, Adams State 2
 3/21 @UNM 12, Adams State 4
 3/22 @UNM 7, Colorado State 3
 3/23 West Texas A&M 15, @UNM 7
 3/24 West Texas A&M 7, @UNM 6
 3/25 @UNM 3, Northern Illinois 1
 3/25 Northern Illinois 10, @UNM 6
 3/27 @UNM 23, Northern Illinois 10
 3/28 Northern Illinois 11, @UNM 8
 3/30 @Stanford 7, UNM 6
 3/31 !UNM 10, Gonzaga 8
 3/31 @Fresno State 9, UNM 2
 4/3 @Cal-Santa Barbara 6, UNM 4
 4/4 @Southern Cal 4, UNM 2
 4/5 @Los Angeles State 4, UNM 3
 4/7 @Arizona State 10, UNM 3
 4/8 @Arizona State 9, UNM 0
 4/8 @Arizona State 11, UNM 4
 4/13 Albuquerque Dukes 7, UNM 2 (Ex.)
 4/14 @Arizona 3, UNM 0
 4/15 UNM 11, @Arizona 6
 4/15 @Arizona 10, UNM 4
 4/18 New Mexico State 3, @UNM 2
 4/18 @UNM 13, New Mexico State 10
 4/21 UNM 5, @UTEP 1
 4/22 UNM 1, @UTEP 0
 4/22 UNM 3, @UTEP 1

4/28 Arizona State 1, @UNM 0
 4/29 Arizona State 13, @UNM 0
 4/29 Arizona State 10, @UNM 2
 5/2 @New Mexico Highlands 7, UNM 1
 5/5 Arizona 23, @UNM 7
 5/6 @UNM 8, Arizona 6
 5/6 @UNM 11, Arizona 1
 5/12 @UNM 19, UTEP 5
 5/13 UTEP 3, @UNM 2
 5/13 @UNM 13, UTEP 1
 != at Fresno, Calif.

1973 (28-17, 4-13 WAC) Bob Leigh

2/23 @UNM 23, New Mexico State 10
 2/24 @UNM 11, New Mexico State 3
 2/24 @UNM 1, New Mexico State 0
 3/2 @UNM 7, New Mexico Highlands 0
 3/3 @UNM 4, New Mexico Highlands 0
 3/3 @UNM 11, New Mexico Highlands 1
 3/9 @UNM 3, Northern Arizona 2
 3/10 @UNM 5, Northern Arizona 4
 3/10 @UNM 7, Northern Arizona 5
 3/12 @UNM 12, Wyoming 11
 3/13 @UNM 8, Wyoming 3
 3/14 @UNM 6, Wyoming 4
 3/15 @UNM 4, Wyoming 2
 3/16 @UNM 6, Colorado State 1
 3/17 @UNM 9, Colorado State 8 (14)
 3/17 @UNM 10, Colorado State 0
 3/19 @UNM 13, CSU-Pueblo 2
 3/20 CSU-Pueblo 6, @UNM 5
 3/21 @UNM 19, Colorado State 9
 3/22 @UNM 9, Adams State 2
 3/23 Adams State 9, @UNM 3
 3/24 @UNM 7, Adams State 5
 3/24 @UNM 8, Adams State 4
 3/29 @Tulsa 9, UNM 4
 3/30 UNM 6, @Tulsa 3
 4/6 @UTEP 5, UNM 4 (12)
 4/7 UNM 7, @UTEP 5
 4/7 @UTEP 6, UNM 4
 4/10 Albuquerque Dukes 5, UNM 4 (10) (Ex.)
 4/11 Albuquerque Dukes 5, UNM 1 (Ex.)
 4/13 Arizona 5, @UNM 4
 4/14 Arizona 14, @UNM 13
 4/14 Arizona 9, @UNM 3
 4/17 UNM 5, @New Mexico State 0
 4/17 @New Mexico State 3, UNM 2
 4/20 @Arizona State 13, UNM 1
 4/21 @Arizona State 12, UNM 6
 4/21 @Arizona State 5, UNM 4
 4/27 @Arizona 4, UNM 2
 4/28 @Arizona 6, UNM 2
 4/28 @Arizona 4, UNM 3
 5/4 Arizona State 20, @UNM 5
 5/5 Arizona State 11, @UNM 4
 5/8 UNM 3, @New Mexico Highlands 1
 5/11 @UNM 15, UTEP 10
 5/12 @UNM 7, UTEP 0
 5/12 @UNM 3, UTEP 1

1974 (28-23, 6-12 WAC) Bob Leigh

3/1 @UNM 9, New Mexico Highlands 2
 3/2 @UNM 6, New Mexico Highlands 2
 3/3 New Mexico Highlands 6, @UNM 5
 3/5 @UNM 10, New Mexico State 4
 3/5 @UNM 7, New Mexico State 5
 3/8 @UNM 13, Northern Arizona 11
 3/9 Northern Arizona 6, @UNM 1
 3/9 Northern Arizona 11, @UNM 2
 3/15 @UNM 12, Colorado State 8
 3/16 Colorado State 5, @UNM 2
 3/16 @UNM 8, Colorado State 0

3/18 @UNM 11, CSU-Pueblo 5
 3/19 CSU-Pueblo 8, @UNM 2
 3/20 @UNM 10, CSU-Pueblo 7
 3/21 @UNM 12, Denver 7
 3/21 @UNM 5, Wyoming 3
 3/22 @UNM 4, Denver 2
 3/22 @UNM 4, Wyoming 3
 3/23 Colorado State 4, @UNM 0
 3/23 Wyoming 4, @UNM 1
 3/26 @UNM 10, South Dakota State 4
 3/26 @UNM 3, South Dakota State 2
 3/27 @UNM 12, South Dakota State 3
 3/28 South Dakota State 10, @UNM 8
 3/29 @Chapman 10, UNM 3
 3/30 @Chapman 4, UNM 2
 3/30 @Chapman 3, UNM 0
 3/31 @Cal State-Fullerton 8, UNM 2
 4/5 Arizona 3, @UNM 2
 4/6 Arizona 20, @UNM 12
 4/6 Arizona 13, @UNM 0
 4/9 Albuquerque Dukes 12, UNM 2 (Ex.)
 4/10 Albuquerque Dukes 11, UNM 7 (Ex.)
 4/12 @Arizona State 12, UNM 1
 4/13 @Arizona State 11, UNM 1
 4/13 @Arizona State 11, UNM 0
 4/16 @UNM 8, New Mexico State 3
 4/16 @UNM 6, New Mexico State 3
 4/19 @UNM 6, UTEP 3
 4/20 @UNM 3, UTEP 2
 4/20 @UNM 9, UTEP 4
 4/26 @Arizona 4, UNM 0
 4/27 @Arizona 4, UNM 0
 4/27 @Arizona 17, UNM 5
 5/1 @UNM 5, Adams State 4
 5/1 @UNM 3, Adams State 2
 5/3 Arizona State 1, @UNM 0
 5/4 Arizona State 10, @UNM 2
 5/4 Arizona State 11, @UNM 0
 5/7 UNM 5, @New Mexico Highlands 4
 5/10 UNM 15, @UTEP 3
 5/11 UNM 6, @UTEP 2
 5/11 UNM 8, @UTEP 3

1975 (26-24, 3-15 WAC) Bob Leigh

New Mexico Highlands 10, @UNM 6
 @UNM 8, New Mexico Highlands 0
 New Mexico Highlands 6, @UNM 5
 Lubbock Christian 5, @UNM 1
 UNM 8, @New Mexico State 4
 UNM 6, @New Mexico State 0
 @UNM 9, Northern Arizona 3
 @UNM 2, Northern Arizona 1
 @UNM 6, Northern Arizona 1
 @UNM 13, CSU-Pueblo 3
 CSU-Pueblo 9, @UNM 5
 @UNM 17, Colorado State 13
 @UNM 11, Colorado State 0
 @UNM 4, Wyoming 2
 Wyoming 6, @UNM 2
 @UNM 14, Wyoming 3
 Illinois 9, @UNM 2
 @UNM 8, South Dakota State 1
 @UNM 10, Illinois 2
 @UNM 11, Illinois 8
 @UNM 15, South Dakota State 10
 @UNM 10, Colorado State 3
 South Dakota State 4, @UNM 3
 Illinois 8, @UNM 5
 Illinois 4, @UNM 2
 @UNM 12, South Dakota State 1
 @UNM 2, Illinois 1
 4/4 @Arizona State 4, UNM 2
 4/5 @Arizona State 5, UNM 2

YEAR-BY-YEAR RESULTS 2013 BASEBALL

4/5 @Arizona State 2, UNM 1 (12)
4/8 Albuquerque Dukes 5, UNM 3 (Ex.)
4/11 Arizona 17, @UNM 1
4/12 Arizona 2, @UNM 1
4/13 Arizona 7, @UNM 0
4/18 @UNM 6, UTEP 3
4/19 @UNM 4, UTEP 1
4/19 @UNM 8, UTEP 7
4/23 @UNM 6, Adams State 5
4/23 @UNM 2, Adams State 1
4/25 @Arizona 12, UNM 3
4/26 @Arizona 7, UNM 4
4/26 @Arizona 8, UNM 7
4/29 @UNM 4, New Mexico State 2
4/29 @UNM 6, New Mexico State 5
5/2 Arizona State 6, @UNM 1
5/3 Arizona State 18, @UNM 4
5/3 Arizona State 4, @UNM 0
5/9 @UTEP 2, UNM 1
5/10 @UTEP 6, UNM 4
5/10 @UTEP 1, UNM 0

1976 (28-24, 4-14 WAC) Bob Leigh

2/27 Lubbock Christian 7, @UNM 3
2/28 @UNM 3, Lubbock Christian 2
2/28 @UNM 5, Lubbock Christian 4
3/5 @UNM 18, Colorado Mines 0
3/6 @UNM 12, Colorado Mines 2
3/6 @UNM 9, Colorado Mines 0
3/9 New Mexico State 8, @UNM 7
3/9 New Mexico State 5, @UNM 4
3/11 Oklahoma State 8, @UNM 4
3/12 @UNM 1, Oklahoma State 0
3/13 !UNM 10, Arkansas State 3
3/15 !Morningside 5, UNM 3
3/15 @ UT-Pan American 5, UNM 3
3/16 !UNM 6, Morningside 2
3/17 UNM 2, @ UT-Pan American 0
3/18 !UNM 3, Morningside 0
3/19 !Morningside 2, UNM 0
3/19 @ UT-Pan American 4, UNM 1
3/20 !UNM 2, Illinois 1
3/24 Colorado State 9, @UNM 5
3/25 @UNM 19, Colorado State 4
3/26 @UNM 9, CSU-Pueblo 4
3/27 @UNM 11, CSU-Pueblo 4
3/27 @UNM 12, CSU-Pueblo 10
3/29 @UNM 15, South Dakota State 6
3/30 @UNM 4, South Dakota State 0
3/30 South Dakota State 10, @UNM 5
3/31 @UNM 13, South Dakota State 2
4/1 @UNM 12, South Dakota State 3
4/2 @UNM 13, South Dakota State 0
4/3 @UNM 5, South Dakota State 2
4/3 @UNM 3, South Dakota State 2
4/9 UNM 5, @UTEP 4
4/10 @UTEP 8, UNM 2
4/10 UNM 6, @UTEP 4
4/13 Albuquerque Dukes 13, UNM 1 (Ex.)
4/14 Albuquerque Dukes 10, UNM 0 (Ex.)
4/16 Arizona State 9, @UNM 2
4/17 @UNM 6, Arizona State 4
4/17 Arizona State 6, @UNM 2
4/20 @UNM 14, New Mexico State 5
4/20 @UNM 7, New Mexico State 4
4/23 @Arizona 5, UNM 3
4/24 @Arizona 8, UNM 6
4/25 @Arizona 8, UNM 3
4/29 @Arizona State 12, UNM 3
4/30 @Arizona State 11, UNM 3
5/1 @Arizona State 13, UNM 8
5/7 Arizona 6, @UNM 3
5/8 Arizona 6, @UNM 3

5/8 Arizona 11, @UNM 4
5/14 @UNM 6, UTEP 5
5/15 UTEP 7, @UNM 4
5/15 UTEP 7, @UNM 1
! = at Texas-Pan American

1977 (32-20, 7-11 WAC) Vince Cappelli

2/25 @UNM 5, Utah 3
2/25 @UNM 9, Utah 2
2/26 @UNM 6, Utah 2
2/26 Utah 4, @UNM 3
3/4 @UNM 16, Colorado Mines 4
3/4 @UNM 6, Colorado Mines 5
3/4 @UNM 8, Regis 0
3/5 @UNM 5, Colorado Mines 1
3/5 @UNM 16, Colorado Mines 1
3/8 @UNM 19, New Mexico State 1
3/8 @UNM 8, New Mexico State 2
3/14 @Oklahoma 4, UNM 3
3/14 @Oklahoma 12, UNM 4
3/15 @Oklahoma 13, UNM 4
3/16 UNM 8, @Tulsa 6
3/16 @Tulsa 5, UNM 3
3/17 @Kansas State 10, UNM 6
3/17 UNM 12, @Kansas State 6
3/19 UNM 12, @Oral Roberts 4
3/19 UNM 7, @Oral Roberts 1
3/20 @UNM 15, Denver 2
3/21 @UNM 7, Texas Tech 5
3/22 @UNM 5, Texas Tech 1
3/22 Texas Tech 2, @UNM 0
3/23 @UNM 7, New Mexico Highlands 6
3/24 @UNM 16, New Mexico Highlands 0
3/24 @UNM 8, Texas Tech 3
3/26 @UNM 7, Texas Tech 5
3/26 Colorado State 7, @UNM 5
4/1 @UNM 4, CSU-Pueblo 1
4/2 @UNM 11, CSU-Pueblo 1
4/2 @UNM 4, CSU-Pueblo 3
4/5 @UNM 9, New Mexico Highlands 2
4/6 New Mexico Highlands 5, @UNM 2
4/8 Arizona State 4, @UNM 1
4/9 @UNM 2, Arizona State 1
4/9 @UNM 4, Arizona State 2
4/12 Albuquerque Dukes 8, UNM 0 (Ex.)
4/13 Albuquerque Dukes 10, UNM 8 (Ex.)
4/15 Arizona 8, @UNM 2
4/16 Arizona 7, @UNM 3
4/16 Arizona 9, @UNM 3
4/22 UNM 3, @UTEP 2
4/23 UNM 6, @UTEP 2
4/23 UNM 8, @UTEP 5
4/28 @Arizona State 12, UNM 4
4/29 @Arizona State 11, UNM 2
4/30 @Arizona State 14, UNM 1
5/6 @Arizona 10, UNM 1
5/7 @Arizona 7, UNM 6
5/7 @Arizona 11, UNM 0
5/13 UTEP 13, @UNM 12
5/14 @UNM 13, UTEP 2
5/14 @UNM 7, UTEP 6

1978 (31-24, 5-12 WAC) Vince Cappelli

2/24 @UNM 6, BYU 0
2/24 @UNM 10, BYU 9
3/3 UNM 5, @UNLV 4
3/4 @UNLV 11, UNM 6
3/7 UNM 3, @New Mexico State 0
3/7 UNM 14, @New Mexico State 7
3/11 @UNM 6, Denver 4
3/11 @UNM 4, Denver 3

- @San Diego State 14, UNM 2
- @San Diego State 8, UNM 5
- @Cal State-Fullerton 6, UNM 5
- @UCLA 2, UNM 1
- @Chapman 2, UNM 1
3/23 @UNM 3, Colorado State 2
3/23 Iowa 8, @UNM 1
3/24 Tulsa 5, @UNM 1
3/25 @UNM 11, Wyoming 1
3/29 @UNM 9, Nebraska-Omaha 7
3/30 Nebraska-Omaha 4, @UNM 3
3/30 @UNM 8, Nebraska-Omaha 6
3/31 @UNM 5, Nebraska-Omaha 4
4/1 @UNM 10, Nebraska-Omaha 1
4/1 @UNM 5, Nebraska-Omaha 2
4/4 UNM 13, @New Mexico Highlands 2
4/4 UNM 3, @New Mexico Highlands 1
4/7 Arizona 10, @UNM 8
4/8 Arizona 12, @UNM 4
4/8 Arizona 12, @UNM 4
4/11 UNM 8, Albuquerque Dukes 5 (Ex.)
4/14 @Arizona State 10, UNM 2
4/15 @Arizona State 22, UNM 3
4/15 @Arizona State 15, UNM 9
4/18 @UNM 24, Northern Illinois 9
4/19 @UNM 23, Northern Illinois 2
4/21 @UNM 9, UTEP 2
4/22 UTEP 8, @UNM 6
4/22 @UNM 2, UTEP 0
4/25 @UNM 11, New Mexico State 8
4/25 New Mexico State 8, @UNM 6
4/28 @UNM 9, Arizona State 5
4/29 Arizona State 14, @UNM 8
4/29 Arizona State 14, @UNM 4
5/5 @Arizona 4, UNM 3
5/6 @Arizona 9, UNM 6
5/6 @Arizona 12, UNM 2
5/13 UNM 10, @UTEP 0
5/13 UNM 10, @UTEP 5

1979 (37-23-1, 11-5 WAC) Vince Cappelli

2/16 @Arizona 10, UNM 5
2/17 @Arizona 6, UNM 4
2/17 @Arizona 16, UNM 4
2/23 Northern Arizona 9, @UNM 8
2/24 Northern Arizona 7, @UNM 5
2/24 @UNM 10, Northern Arizona 5
3/3 BYU 5, @UNM 0
3/3 @UNM 10, BYU 10 (tie)
3/6 @UNM 9, New Mexico State 5
3/6 New Mexico State 10, @UNM 6
3/8 @UNM 6, BYU 5
3/8 @UNM 3, BYU 1
3/10 @UNM 5, Colorado State 4
3/10 @UNM 7, Colorado State 1
3/12 @Pepperdine 7, UNM 0
3/13 @UCLA 3, UNM 1
3/14 @Chapman 2, UNM 1
3/15 @Pepperdine 6, UNM 3
3/16 @Cal State-Fullerton 10, UNM 6
3/17 UNM 5, @Cal State-Fullerton 2
3/17 @Cal State-Fullerton 4, UNM 1
3/19 @UNM 26, Denver 1
3/20 @UNM 4, Tulsa 1
3/20 Idaho 13, @UNM 7
3/21 @UNM 8, Southern Illinois 3
3/22 Idaho 11, @UNM 7
3/22 @UNM 9, Tulsa 6
3/23 @UNM 12, Missouri State 4
3/23 @UNM 6, Tulsa 5
3/24 @UNM 12, Missouri State 0
3/26 Southeastern Oklahoma 11, @ UNM 0

3/27 @UNM 4, Southeastern Oklahoma 2
3/27 Southeastern Oklahoma 5, @UNM 3
3/28 @UNM 13, Southeastern Oklahoma 6
3/29 @UNM 11, Nebraska-Omaha 1
3/30 @UNM 14, Nebraska-Omaha 5
3/30 @UNM 6, Nebraska-Omaha 3
3/31 @UNM 16, Nebraska-Omaha 3
4/6 @San Diego State 4, UNM 1
4/6 UNM 11, @San Diego State 3
4/7 @San Diego State 12, UNM 9
4/8 @San Diego State 4, UNM 2
4/20 UNM 5, @UTEP 3
4/20 UNM 16, @UTEP 4
4/21 UNM 3, @UTEP 1
4/21 UNM 14, @UTEP 5
4/24 UNM 6, @New Mexico State 4
4/24 UNM 12, @New Mexico State 6
4/27 @UNM 9, UNLV 6
4/28 @UNM 10, UNLV 3
4/28 @UNM 14, UNLV 10
4/30 @Northern Arizona 9, UNM 4
4/30 UNM 22, @Northern Arizona 8
5/4 @UNM 6, San Diego State 3
5/4 @UNM 9, San Diego State 1
5/5 San Diego State 10, @UNM 9
5/5 San Diego State 12, @UNM 11
5/11 @UNM 9, UTEP 6
5/11 @UNM 10, UTEP 2
5/12 @UNM 5, UTEP 0
5/12 @UNM 3, UTEP 2

1980 (41-22, 16-8 WAC) Vince Cappelli

2/8 @Arizona State 16, UNM 2
2/9 @Arizona State 13, UNM 0
2/9 @Arizona State 4, UNM 0
2/15 @UNM 9, Northern Arizona 5
2/16 BYU 10, @UNM 1
2/21 !Cal State-Northridge 9, UNM 5
2/22 !Nebraska 8, UNM 5
2/23 @UNLV 5, UNM 4
2/26 New Mexico State 5, @UNM 3
2/26 @UNM 7, New Mexico State 5
3/1 @UNM 18, Northern Arizona 12
3/1 @UNM 10, Northern Arizona 4
3/2 @UNM 7, Northern Arizona 3
3/10 @UNM 15, Missouri-St. Louis 6
3/11 @UNM 8, Missouri-St. Louis 6
3/11 @UNM 11, Missouri-St. Louis 9
3/12 @UNM 11, Missouri-St. Louis 1
3/12 @UNM 7, Missouri-St. Louis 4
3/14 @UNM 19, Colorado Mines 3
3/15 Colorado State 11, @UNM 9
3/15 @UNM 5, Colorado State 4
3/17 Tulsa 6, @UNM 5 (11 inn.)
3/17 Southern Illinois 2, @UNM 0
3/18 @UNM 6, Idaho 1
3/18 @UNM 9, Wyoming 7
3/19 @UNM 4, Missouri State 3
3/19 @UNM 8, Missouri State 0
3/20 @UNM 6, Wyoming 2
3/21 @UNM 16, Southern Illinois 14
3/24 @UNM 16, Iowa 7
3/25 @UNM 17, Nebraska-Omaha 6
3/26 @UNM 11, Iowa 6
3/26 @UNM 8, Nebraska-Omaha 4
3/27 Nebraska-Omaha 2, UNM 0
3/28 @UNM 3, Iowa 2
4/4 @San Diego State 6, UNM 5
4/4 @San Diego State 10, UNM 0
4/5 UNM 4, @San Diego State 3
4/5 UNM 7, @San Diego State 6 (10 inn.)
4/11 Hawaii 6, @UNM 1

YEAR-BY-YEAR RESULTS

new mexico

4/11 Hawaii 13, @UNM 11
 4/12 @UNM 14, Hawaii 0
 4/12 @UNM 11, Hawaii 6
 4/18 UNM 9, @UTEP 1
 4/18 UNM 21, @UTEP 9
 4/19 UNM 5, @UTEP 4
 4/19 UNM 10, @UTEP 6
 4/22 @New Mexico State 7, UNM 5
 4/22 @New Mexico State 13, UNM 7
 4/25 @UNM 7, San Diego State 6
 4/25 @UNM 11, San Diego State 5
 4/26 San Diego State 11, @UNM 6
 4/26 @UNM 13, San Diego State 12
 4/29 UNM 13, @Northern Arizona 5
 5/2 @UNM 8, UTEP 0
 5/2 @UNM 8, UTEP 4
 5/3 @UNM 14, UTEP 5
 5/3 @UNM 14, UTEP 10
 5/7 @Hawaii 8, UNM 7
 5/8 UNM 4, @Hawaii 1
 5/9 @Hawaii 11, UNM 10
 5/10 @Hawaii 9, UNM 0
 != at Las Vegas, Nev.

1981 (24-30-1, 2-11 WAC) Vince Cappelli

2/13 @Texas Tech 6, UNM 5
 2/13 @Texas Tech 6, UNM 0
 2/14 UNM 13, @Texas Tech 8
 2/15 @Texas Tech 8, UNM 5
 2/20 @ #1 Arizona State 16, UNM 13
 2/21 @ #1 Arizona State 19, UNM 5
 2/22 @ #1 Arizona State 10, UNM 2
 2/24 UNM 19, @New Mexico State 4
 2/24 UNM 6, @New Mexico State 2
 2/28 @UNM 3, Northern Arizona 2
 2/28 @UNM 5, Northern Arizona 4
 3/1 Northern Arizona 17, @UNM 13
 3/7 @UNM 6, Creighton 5
 3/7 Creighton 5, @UNM 4
 3/8 @UNM 9, Creighton 3
 3/9 @UNM 10, Creighton 5
 3/9 @UNM 11, Creighton 5
 3/14 @UNM 6, Colorado State 4
 3/14 Colorado State 6, @UNM 4
 3/15 @UNM 10, Colorado State 2
 3/18 @UNM 10, Wyoming 9
 3/18 @UNM 8, Wyoming 8 (tie)
 3/19 Wyoming 12, @UNM 9
 3/20 @UNM 11, Wyoming 5
 3/20 @UNM 2, Wyoming 1
 3/21 @UNM 7, Wyoming 6
 3/23 @UNM 11, Southern Illinois 4
 3/24 @UNM 10, Nebraska-Omaha 8
 3/24 Southern Illinois 4, @UNM 3
 3/25 Nebraska-Omaha 5, @UNM 3
 3/26 @UNM 5, Southern Illinois 4
 3/26 @UNM 10, Nebraska-Omaha 5
 3/27 Nebraska-Omaha 2, @UNM 1
 3/27 Northern Arizona 6, @UNM 4
 3/30 Missouri State 21, @UNM 14
 3/31 @UNM 9, Missouri State 7
 4/3 @UNLV 12, UNM 6
 4/3 @UNLV 10, UNM 2
 4/4 UNM 5, @UNLV 4
 4/4 @UNLV 22, UNM 7
 4/9 @UNM 10, #4 Hawaii 5
 4/10 #4 Hawaii 4, @UNM 0
 4/10 #4 Hawaii 18, @UNM 8
 4/11 #4 Hawaii 10, @UNM 2
 4/11 #4 Hawaii 19, @UNM 11
 4/16 @ #7 San Diego State 8, UNM 0
 4/17 @ #7 San Diego State 12, @UNM 3

4/17 @ #7 San Diego State 16, UNM 3
 4/18 @ #7 San Diego State 14, UNM 1
 4/18 @ #7 San Diego State 8, UNM 3
 4/23 @UTEP 9, UNM 5
 4/24 UNM 9, @UTEP 1
 4/25 @UTEP 6, UNM 5
 4/28 @Northern Arizona 8, UNM 6
 4/28 UNM 5, @Northern Arizona 2

1982 (33-29, 9-15 WAC) Vince Cappelli

2/12 UNM 6, @UNLV 2
 2/13 UNM 5, @UNLV 3
 2/14 UC-Irvine 5, UNM 3
 2/19 @UNM 7, Utah 6
 2/19 Utah 9, @UNM 5
 2/20 @UNM 7, Utah 4
 2/20 Utah 6, @UNM 4
 2/26 @UNM 2, Colorado State 1
 2/26 @UNM 7, Colorado State 1
 2/27 @UNM 5, Colorado State 4
 2/27 @UNM 9, Colorado State 8
 3/4 UNM 19, @New Mexico State 6
 3/5 @New Mexico State 4, UNM 3
 3/6 @New Mexico State 3, UNM 2
 3/11 Missouri 7, @UNM 3
 3/12 @UNM 13, Missouri 0
 3/13 Missouri 8, @UNM 5
 3/15 @UNM 15, South Dakota State 2
 3/16 Wyoming 3, @UNM 2
 3/17 Wyoming 5, @UNM 1
 3/18 @UNM 9, Wisconsin-LaCrosse 6
 3/19 Bradley 7, @UNM 2
 3/19 @UNM 6, Toledo 2
 3/20 Missouri 4, @UNM 1
 3/20 @UNM 4, Wyoming 2
 3/22 @UNM 15, SIU-Edwardsville 4
 3/22 @UNM 9, Bradley 6
 3/23 @UNM 9, Toledo 3
 3/24 @UNM 12, Missouri State 2
 3/25 @UNM 5, Iowa 3
 3/26 @UNM 7, SIU-Edwardsville 4
 3/26 @UNM 6, Bradley 0
 3/27 Toledo 8, @UNM 2
 3/28 @UNM 11, Iowa 1
 4/2 @UNM 10, New Mexico State 9
 4/3 @UNM 8, New Mexico State 5
 4/4 @UNM 6, New Mexico State 3
 4/6 #17 San Diego State 8, @UNM 5
 4/6 #17 San Diego State 6, @UNM 5
 4/7 @UNM 10, #17 San Diego State 5
 4/7 #17 San Diego State 3, @UNM 1
 4/9 @UTEP 14, UNM 0
 4/9 @UTEP 8, UNM 3
 4/10 @UTEP 9, UNM 3
 4/10 @UTEP 9, UNM 0
 4/19 @UNM 6, #13 Hawaii 5
 4/19 @UNM 17, #13 Hawaii 9
 4/20 @UNM 8, #13 Hawaii 4
 4/20 @UNM 10, #13 Hawaii 8
 4/27 UNM 2, @San Diego State 0
 4/27 @San Diego State 11, UNM 5
 4/28 @San Diego State 3, UNM 1
 4/28 @San Diego State 5, UNM 3
 5/1 @Hawaii 7, UNM 3
 5/1 @Hawaii 5, UNM 4
 5/2 @Hawaii 3, UNM 2
 5/2 @Hawaii 12, UNM 9
 5/8 @UNM 10, UTEP 5
 5/8 @UNM 14, UTEP 5
 5/9 UTEP 15, @UNM 9
 5/9 @UNM 10, UTEP 6
 != at Las Vegas, Nev.

1983 (25-41-1, 5-19 WAC) Vince Cappelli

2/11 @ #2 Arizona State 5, UNM 2
 2/12 @ #2 Arizona State 17, UNM 1
 2/12 @ #2 Arizona State 9, UNM 2
 2/18 @UNLV 4, UNM 3
 2/19 @UNLV 13, UNM 6
 2/20 UC-Irvine 3, UNM 2
 2/22 @UNM 8, New Mexico Highlands 0
 2/22 @UNM 12, New Mexico Highlands 1
 2/25 @Texas Tech 13, UNM 7
 2/26 @Texas Tech 11, UNM 3
 2/26 UNM 3, @Texas Tech 2
 2/27 @Texas Tech 12, UNM 1
 3/4 @UNM 3, New Mexico State 1
 3/5 New Mexico State 8, @UNM 3
 3/11 #15 Nebraska 10, @UNM 3
 3/12 @UNM 7, Colorado State 2
 3/12 #15 Nebraska 7, @UNM 0
 3/14 @UNM 9, Colorado State 3
 3/14 @UNM 11, Colorado State 0
 3/16 @UNM 5, Wyoming 4
 3/16 #15 Nebraska 6, @UNM 1
 3/17 @UNM 1, Iowa State 0
 3/17 @UNM 5, Wyoming 0
 3/18 Iowa State 3, @UNM 2
 3/19 #15 Nebraska 5, @UNM 0
 3/21 @UNM 3, Bradley 3 (tie)
 3/21 @UNM 5, SIU-Edwardsville 1
 3/22 @UNM 9, Iowa State 6
 3/22 @UNM 9, Delaware 6
 3/24 @UNM 6, Delaware 3
 3/24 SIU-Edwardsville 3, @UNM 2
 3/25 @UNM 6, Bradley 3
 3/25 SIU-Edwardsville 9, @UNM 7
 3/26 Delaware 10, @UNM 9
 3/28 @UNM 13, Missouri State 4
 3/29 @UNM 9, Toledo 3
 3/29 @UNM 9, Missouri State 4
 3/30 Missouri State 19, @UNM 14
 3/31 Missouri State 7, @UNM 6
 3/31 Missouri State 7, @UNM 5
 4/8 UTEP 4, @UNM 3
 4/8 @UNM 9, UTEP 2
 4/9 @UNM 15, UTEP 5
 4/9 UTEP 12, @UNM 2
 4/14 @ #19 Hawaii 14, UNM 1
 4/15 @ #19 Hawaii 2, UNM 1
 4/15 @ #19 Hawaii 7, UNM 0
 4/16 @ #19 Hawaii 2, UNM 0
 4/18 @ #4 San Diego State 3, UNM 2
 4/18 @ #4 San Diego State 7, UNM 2
 4/19 @ #4 San Diego State 12, UNM 2
 4/19 @ #4 San Diego State 12, UNM 1
 4/22 @UNM 9, UNLV 7
 4/23 UNLV 2, @UNM 0
 4/23 UNLV 5, @UNM 3 (10)
 4/26 Hawaii 4, @UNM 2
 4/26 Hawaii 16, @UNM 15
 4/27 @UNM 6, Hawaii 3
 4/27 Hawaii 17, @UNM 5
 4/29 #4 San Diego State 13, @UNM 2
 4/29 #4 San Diego State 14, @UNM 9
 4/30 #4 San Diego State 7, @UNM 0
 4/30 #4 San Diego State 9, @UNM 2
 5/6 @UTEP 9, UNM 3
 5/6 UNM 13, @UTEP 9
 5/7 UNM 4, @UTEP 3
 5/7 @UTEP 7, UNM 2
 != Las Vegas, Nev.

1984 (31-26-1, 10-14 WAC) Vince

Cappelli
 2/10 @ #1 Arizona State 5, UNM 1
 2/11 @ #1 Arizona State 9, UNM 5
 2/11 @ #1 Arizona State 5, UNM 2
 2/17 @UNLV 12, UNM 2
 2/18 @UNLV 6, UNM 2
 2/18 @UNLV 4, UNM 3 (10)
 2/22 @UNM 11, New Mexico Highlands 3
 2/22 @UNM 9, New Mexico Highlands 4
 2/25 @UNM 13, Western New Mexico 7
 2/25 @UNM 8, Western New Mexico 5
 3/2 UNM 17, @New Mexico State 10
 3/3 UNM 4, @New Mexico State 0
 3/3 @New Mexico State 7, UNM 6
 3/9 @UNM 7, Wichita State 3
 3/10 Wichita State 15, @UNM 0
 3/10 Wichita State 6, @UNM 1
 3/11 @UNM 6, Wichita State 5
 3/12 Wichita State 9, @UNM 0
 3/12 @UNM 2, Wichita State 1
 3/13 @UNM 13, Wyoming 5
 3/14 @UNM 16, Wyoming 0
 3/15 @UNM 9, Wyoming 8
 3/16 @UNM 5, Wyoming 4
 3/17 @UNM 8, Wisconsin 0
 3/19 @UNM 10, SIU-Edwardsville 9 (8 inn.)
 3/20 @UNM 6, Delaware 0
 3/21 @UNM 6, SIU-Edwardsville 2
 3/21 Delaware 4, @UNM 3 (8 inn.)
 3/22 @UNM 4, Wisconsin 0
 3/23 SIU-Edwardsville 7, @UNM 5
 3/23 @UNM 11, Delaware 2
 3/24 @UNM 13, Wisconsin 2
 3/24 @UNM 15, Massachusetts 4
 3/26 @UNM 9, Delaware 9 (tie)
 4/6 @UNM 17, UTEP 4
 4/6 UTEP 17, @UNM 14
 4/7 UTEP 8, @UNM 6 (8 inn.)
 4/7 @UNM 8, UTEP 3
 4/13 Hawaii 9, @UNM 2
 4/13 Hawaii 14, @UNM 10
 4/14 @UNM 10, Hawaii 9 (9 inn.)
 4/14 Hawaii 14, @UNM 10 (9 inn.)
 4/17 @UNM 8, #5 San Diego State 3
 4/17 #5 San Diego State 10, @UNM 3
 4/18 #5 San Diego State 8, @UNM 6 (8 inn.)
 4/18 @UNM 7, #5 San Diego State 0
 4/23 @Hawaii 3, UNM 0
 4/24 @Hawaii 4, UNM 2
 4/24 @Hawaii 8, UNM 2
 4/25 @Hawaii 11, UNM 8
 4/27 @ #10 San Diego State 9, UNM 2
 4/27 @ #10 San Diego State 6, UNM 3
 4/28 UNM 5, @ #10 San Diego State 2
 4/28 UNM 7, @ #10 San Diego State 2
 5/4 @UTEP 5, UNM 2
 5/4 UNM 16, @UTEP 4
 5/5 UNM 6, @UTEP 5
 5/5 UNM 7, @UTEP 4

1985 (42-17, 14-8 WAC) Vince Cappelli

2/9 Texas Tech 13, @UNM 11
 2/9 @UNM 7, Texas Tech 6
 2/10 @UNM 18, Texas Tech 3
 2/16 UNM 19, @New Mexico State 2
 2/16 UNM 7, @New Mexico State 4
 2/17 UNM 7, @New Mexico State 2
 2/22 @UNM 14, New Mexico Highlands 6
 2/26 @UNM 4, Western New Mexico 3
 2/26 @UNM 11, Western New Mexico 4
 3/2 @UNM 14, New Mexico State 7
 3/2 @UNM 13, New Mexico State 1

YEAR-BY-YEAR RESULTS 2013 BASEBALL

3/3 @UNM 25, New Mexico State 5
 3/9 UNM 6, @Loyola Marymount 0
 3/9 @Loyola Marymount 17, UNM 0
 3/10 UNM 20, @Loyola Marymount 11
 3/11 UNM 8, @Long Beach State 7
 3/11 UNM 9, @Long Beach State 3
 3/12 UNM 7, @Southern Cal 1
 3/13 UNM 10 @Cal State-Fullerton 7
 3/15 @UNM 6, #11 Nebraska 5
 3/15 #11 Nebraska 12, @UNM 3
 3/16 Missouri 11, @UNM 5
 3/16 #11 Nebraska 15, @UNM 6
 3/17 @UNM 15, #11 Nebraska 9
 3/18 Utah 11, @UNM 2
 3/20 @UNM 5, Utah 4
 3/21 @UNM 11, Wyoming 0
 3/22 @UNM 4, Wyoming 2
 3/23 Utah 7, @UNM 5
 3/23 @UNM 4, Missouri 3
 3/24 @UNM 4, Iowa 0
 3/26 @UNM 27, Iowa 13
 3/27 @UNM 12, Iowa 3
 3/29 @UNM 21, Iowa 10
 3/30 @UNM 13, Iowa 7
 4/5 UNM 11, @UTEP 9
 4/5 @UTEP 8, UNM 7 (10 inn.)
 4/6 UNM 10, @UTEP 0
 4/6 UNM 8, @UTEP 1
 4/11 UNM 6, @ #23 Hawaii 2
 4/12 UNM 8, @ #23 Hawaii 5
 4/12 UNM 8, @ #23 Hawaii 3
 4/13 @ #23 Hawaii 9, UNM 1
 4/15 #19 UNM 4, @San Diego State 1
 4/15 #19 UNM 2, @ San Diego State 1 (10 inn.)
 4/16 @San Diego State 6, #19 UNM 5
 4/16 @San Diego State 13, #19 UNM 3
 4/23 @ #19 UNM 7, Hawaii 6
 4/23 @ #19 UNM 11, Hawaii 1
 4/24 @ #19 UNM 7, Hawaii 5
 4/24 @ #19 UNM 11, Hawaii 8
 4/26 @ #19 UNM 3, San Diego State 0
 4/26 @ #19 UNM 3, San Diego State 2
 5/3 @ #14 UNM 6, UTEP 2
 5/3 UTEP 6, @ #14 UNM 3
 5/4 UTEP 9, @ #14 UNM 6
 5/4 UTEP 12, @ #14 UNM 9
 5/16 *Utah 14, #16 UNM 13
 5/17 *Hawaii 12, #16 UNM 11
 ^ = WAC Tournament, Provo, Utah

1986 (26-21-1, 16-8 WAC) Vince Cappelli

2/15 @New Mexico State 11, UNM 2
 2/15 UNM 8, @New Mexico State 6
 2/16 UNM 21, @New Mexico State 5
 2/18 @UNM 5, New Mexico Highlands 0
 2/18 @UNM 7, New Mexico Highlands 4
 2/25 @UNM 13, Western New Mexico 8
 2/25 Western New Mexico 9, @UNM 3
 3/7 @Cal State-Fullerton 18, UNM 4
 3/8 @Cal State-Fullerton 17, UNM 1
 3/9 @Cal State-Fullerton 9, UNM 3
 3/11 @ #13 Loyola Marymount 23, UNM 5
 3/12 @UCLA 7, UNM 0
 3/12 UNM 7, @UC-Irvine 7 (tie)
 3/16 @UNM 15, Hartford 10
 3/18 @UNM 14, Hartford 1
 3/19 @UNM 9, Wyoming 3
 3/21 @UNM 26, Hartford 12
 3/21 @UNM 14, Hartford 1
 3/27 @ #14 Oklahoma State 13, UNM 2
 3/28 @ #11 Wichita State 6, UNM 5
 3/29 @ #11 Wichita State 20, UNM 5

3/29 @ #11 Wichita State 16, UNM 3
 4/5 @UNM 8, Air Force 2
 4/5 @UNM 14, Air Force 7
 4/6 @UNM 5, Air Force 2
 4/6 @UNM 11, Air Force 1
 4/8 Albuquerque Dukes 3, UNM 2 (Ex.)
 4/12 Wyoming 12, @UNM 8
 4/12 Wyoming 11, @UNM 8
 4/13 Wyoming 19, @UNM 16 (8)
 4/13 @UNM 15, Wyoming 4
 4/19 UNM 7, @Colorado State 5
 4/19 UNM 9, @Colorado State 6
 4/20 UNM 10, @Colorado State 6
 4/20 UNM 15, @Colorado State 5
 4/25 @Air Force 13, UNM 9
 4/25 UNM 18, @Air Force 8
 4/26 UNM 22, @Air Force 2
 4/26 UNM 13, @Air Force 2
 4/28 @Wyoming 20, UNM 17
 4/28 @Wyoming 13, UNM 12 (11 inn.)
 4/29 UNM 16, @Wyoming 12
 4/29 @Wyoming 16, UNM 6
 5/3 @UNM 13, Colorado State 7
 5/3 Colorado State 10, @UNM 9
 5/4 @UNM 10, Colorado State 1
 5/4 @UNM 9, Colorado State 5
 5/8 *#17 San Diego State 8, UNM 4
 5/9 *Wyoming 11, UNM 7
 ^ = WAC Tournament, San Diego, Calif.

1987 (29-29, 13-8 WAC) Vince Cappelli

2/7 @Texas Tech 5, UNM 3
 2/7 @Texas Tech 17, UNM 4
 2/8 UNM 9, @Texas Tech 8
 2/14 @UNM 10, New Mexico State 9
 2/14 @UNM 6, New Mexico State 0
 2/15 @UNM 11, New Mexico State 7
 2/20 UNM 11, @UNLV 5
 2/21 @UNLV 5, UNM 4
 2/22 @UNLV 10, UNM 1
 2/24 Western New Mexico 12, @UNM 10
 3/3 @UNM 5, Wyoming 4
 3/3 @UNM 2, Wyoming 0
 3/4 Wyoming 7, @UNM 2
 3/7 @New Mexico State 7, UNM 3
 3/7 UNM 10, @New Mexico State 0
 3/8 @New Mexico State 8, UNM 7
 3/13 @UNM 10, New Mexico Highlands 8
 3/13 @UNM 15, New Mexico Highlands 7
 3/14 @UNM 11, Wisconsin 8
 3/16 Missouri State 11, @UNM 4
 3/17 @UNM 11, Colorado State 2
 3/17 Colorado State 8, @UNM 4
 3/18 Wisconsin 4, @UNM 2
 3/19 Wichita State 12, @UNM 10
 3/19 @UNM 6, Wichita State 3
 3/20 @UNM 2, Wisconsin 0
 3/20 Missouri State 13, @UNM 4
 3/21 @UNM 7, Missouri State 5
 3/23 *Washington 16, UNM 1
 3/24 *Tulane 9, UNM 2
 3/25 *BYU 8, UNM 7
 3/25 *Cal 10, UNM 9
 3/27 *Bowling Green 3, UNM 0
 3/27 @Cal-Riverside 16, UNM 10
 3/28 *UNM 5, Dartmouth 1
 4/3 @Utah 7, UNM 2
 4/3 UNM 12, @Utah 8
 4/4 UNM 11, @Utah 7
 4/4 UNM 19, @Utah 7
 4/6 @BYU 14, UNM 6
 4/6 UNM 11, @BYU 9

4/7 @BYU 12, UNM 1
 4/7 @BYU 19, UNM 2
 4/11 @UNM 14, Air Force 9
 4/11 @UNM 19, Air Force 9
 4/12 @UNM 5, Air Force 2
 4/17 @UNM 9, BYU 8
 4/17 @UNM 14, BYU 10
 4/18 BYU 10, @UNM 6
 4/18 BYU 13, @UNM 5
 4/24 Utah 7, @UNM 4
 4/24 @UNM 9, Utah 5
 4/25 @UNM 10, Utah 8
 4/25 @UNM 19, Utah 9
 5/2 @Air Force 10, UNM 9
 5/2 UNM 5, @Air Force 2
 5/7 *Hawaii 6, UNM 3
 5/8 *BYU 22, UNM 8
 ! = at Riverside, Calif.
 ^ = WAC Tournament, Provo, Utah

1988 (23-31-1, 11-17 WAC) Vince Cappelli

2/6 @UNM 10, Texas Tech 4
 2/6 Texas Tech 21, @UNM 4
 2/7 @UNM 10, Texas Tech 10 (tie)
 2/12 UNM 11, @New Mexico State 10
 2/13 @New Mexico State 9, UNM 2
 2/13 @New Mexico State 10, UNM 3
 2/19 @UNLV 14, UNM 0
 2/20 @UNLV 13, UNM 3
 2/20 @UNLV 7, UNM 3
 2/21 UNM 7, @UNLV 4
 2/24 New Mexico Highlands 3, @UNM 2
 2/24 @UNM 7, New Mexico Highlands 6
 2/27 @UNM 11, Western New Mexico 0
 2/27 @UNM 6, Western New Mexico 2
 3/5 @UNM 9, New Mexico State 8
 3/5 New Mexico State 27, @UNM 9
 3/6 New Mexico State 12, @UNM 6
 3/11 UNM 13, @ #13 Wichita State 11
 3/12 @ #13 Wichita State 13, UNM 7
 3/13 @ #13 Wichita State 11, UNM 3
 3/14 @ #24 Oklahoma 6, UNM 2
 3/15 UNM 11, @ #24 Oklahoma 2
 3/16 @Oral Roberts 5, UNM 3
 3/18 @TCU 15, UNM 2
 3/19 UNM 4, @TCU 2
 3/19 UNM 11, @TCU 5
 3/19 UNM 9, @TCU 8
 3/26 Wyoming 3, @UNM 2
 3/26 @UNM 13, Wyoming 11
 3/27 @UNM 11, Wyoming 7
 3/27 @UNM 14, Wyoming 12
 4/8 Hawaii 14, @UNM 9
 4/8 Hawaii 19, @UNM 4
 4/9 @UNM 14, Hawaii 4
 4/9 Hawaii 9, @UNM 2
 4/22 @San Diego State 4, UNM 0
 4/23 @San Diego State 13, UNM 0
 4/23 @San Diego State 8, UNM 4
 4/24 @San Diego State 7, UNM 2
 4/29 @BYU 5, UNM 3
 4/29 @BYU 24, UNM 5
 4/30 @BYU 14, UNM 9
 4/30 @BYU 20, UNM 10
 5/7 @Colorado State 7, UNM 6
 5/7 UNM 8, @Colorado State 6
 5/8 UNM 14, @Colorado State 12
 5/8 UNM 15, @Colorado State 13
 5/13 @UNM 8, Air Force 3
 5/13 Air Force 11, @UNM 0
 5/14 Air Force 12, @UNM 5
 5/14 @UNM 21, Air Force 11

5/16 @UNM 9, Utah 2
 5/16 @UNM 9, Utah 1
 5/17 Utah 7, @UNM 5
 5/17 Utah 13, @UNM 2

1989 (10-37-1, 6-20 WAC) Vince Cappelli

2/11 New Mexico State 10, @UNM 4
 2/11 New Mexico State 10, @UNM 5
 2/12 @UNM 15, New Mexico State 10
 2/17 @UNLV 7, UNM 0
 2/18 @UNLV 8, UNM 5
 2/18 @UNLV 14, UNM 0
 2/19 @UNLV 10, UNM 5
 2/24 @UNM 3, New Mexico Highlands 2
 2/25 New Mexico Highlands 7, @UNM 3
 2/25 @UNM 10, New Mexico Highlands 3
 2/28 Western New Mexico 3, @UNM 2
 2/28 @UNM 10, Western New Mexico 10 (tie)
 3/4 @New Mexico State 7, UNM 3
 3/4 @New Mexico State 4, UNM 3
 3/5 @New Mexico State 7, UNM 6
 3/9 Mesa State 7, @UNM 3
 3/9 Mesa State 6, @UNM 4
 3/10 @UNM 8, Mesa State 6
 3/14 #7 Wichita State 9, @UNM 3
 3/15 #7 Wichita State 21, @UNM 4
 3/16 #7 Wichita State 20, @UNM 2
 3/17 #7 Wichita State 28, @UNM 2
 3/24 @UNM 7, Colorado State 0
 3/24 @UNM 4, Colorado State 3
 3/25 @UNM 12, Colorado State 5
 3/25 Colorado State 13, @UNM 2
 4/8 San Diego State 10, @UNM 3
 4/8 San Diego State 11, @UNM 2
 4/9 San Diego State 6, @UNM 3
 4/9 @UNM 8, San Diego State 1
 4/14 BYU 2, @UNM 1
 4/14 BYU 5, @UNM 3
 4/15 BYU 14, @UNM 5
 4/15 BYU 14, @UNM 12
 4/21 @Hawaii 22, UNM 2
 4/22 @Hawaii 6, UNM 2
 4/22 @Hawaii 22, UNM 1
 4/23 @Hawaii 14, UNM 4
 4/29 @Utah 7, UNM 3
 4/29 @Utah 12, UNM 7
 4/30 UNM 15, @Utah 8
 4/30 UNM 9, @Utah 4
 5/6 @Wyoming 7, UNM 6
 5/6 @Wyoming 11, UNM 1
 5/7 @Wyoming 6, UNM 5
 5/7 @Wyoming 11, UNM 3
 5/13 @Air Force 13, UNM 8
 5/13 @Air Force 7, UNM 5

1990 (25-31, 10-16 WAC) Rich Alday

2/2 @Texas Tech 15, UNM 6
 2/3 @Texas Tech 2, UNM 0
 2/4 UNM 11, @Texas Tech 8
 2/10 New Mexico State 10, @UNM 7
 2/10 @UNM 5, New Mexico State 1
 2/10 @UNM 7, New Mexico State 6 (10)
 2/23 @ #16 Long Beach State 10, UNM 3
 2/24 @ #16 Long Beach State 4, UNM 2
 2/25 @ #16 Long Beach State 8, UNM 7
 2/27 @UNM 1, Western New Mexico 0
 2/27 @UNM 12, Western New Mexico 2
 2/28 @UNM 10, New Mexico Highlands 6
 2/28 @UNM 17, New Mexico Highlands 1
 3/2 @UNLV 6, UNM 5
 3/3 @UNLV 9, UNM 1
 3/3 @UNLV 12, UNM 9

YEAR-BY-YEAR RESULTS

new mexico

3/9 @UNM 13, Regis 5
 3/12 @UNM 8, Western Illinois 3
 3/13 @UNM 13, Western Illinois 4
 3/14 @UNM 13, Western Illinois 6
 3/18 @UNM 12, C.W. Post 4
 3/19 @UNM 8, C.W. Post 2
 3/20 @ #2 Wichita State 12, UNM 0
 3/21 @ #2 Wichita State 8, UNM 4
 3/21 @ #2 Wichita State 4, UNM 2
 3/21 @ #2 Wichita State 15, UNM 1
 3/24 Wyoming 5, @UNM 3
 3/24 @UNM 7, Wyoming 4
 3/25 Wyoming 12, @UNM 11
 3/25 @UNM 11, Wyoming 2
 3/28 @UNM 12, New Mexico Highlands 10
 4/6 San Diego State 15, @UNM 3
 4/7 San Diego State 1, @UNM 0
 4/7 San Diego State 5, @UNM 4
 4/8 San Diego State 11, @UNM 4
 4/10 @New Mexico State 11, UNM 3
 4/10 UNM 5, @New Mexico State 4
 4/13 UNM 9, @Air Force 5
 4/14 UNM 15, @Air Force 7
 4/14 @Air Force 14, UNM 4
 4/15 @Air Force 14, UNM 12
 4/21 UNM 12, @Colorado State 4
 4/21 UNM 13, @Colorado State 2
 4/22 UNM 16, @Colorado State 7
 4/22 UNM 7, @Colorado State 3
 4/27 @Utah 2, UNM 1
 4/28 @Utah 3, UNM 1
 5/1 @New Mexico State 7, UNM 2
 5/4 BYU 2, @UNM 1
 5/4 BYU 12, @UNM 8
 5/5 @UNM 6, BYU 5 (8 inn.)
 5/5 @UNM 3, BYU 0
 5/12 @Hawaii 7, UNM 2
 5/12 @Hawaii 4, UNM 3
 5/13 @Hawaii 3, UNM 0
 5/14 @Hawaii 2, UNM 0

1991 (25-33, 13-15 WAC) Rich Alday

1/26 UNM 5, @ #23 Arizona 3
 1/27 @ #23 Arizona 13, UNM 7
 1/28 @ #23 Arizona 7, UNM 6
 2/1 @ #2 Long Beach State 13, UNM 2
 2/2 @ #2 Long Beach State 4, UNM 3 (10 inn.)
 2/3 @ #2 Long Beach State 11, UNM 0
 2/11 Texas Tech 13, @UNM 11
 2/12 Texas Tech 13, @UNM 5
 2/15 @UNLV 8, UNM 0
 2/16 UNM 10, @UNLV 7
 2/17 UNM 9, @UNLV 1
 2/22 @UNM 8, New Mexico Highlands 4
 2/23 @UNM 15, New Mexico Highlands 2
 3/1 @UNM 11, College of the Southwest 6
 3/9 @Grand Canyon 18, UNM 4
 3/10 @Grand Canyon 9, UNM 1
 3/10 !Kentucky 11, UNM 3
 3/12 @UNM 7, #10 Wichita St. 6 (10 inn.)
 3/13 #10 Wichita State 13, @UNM 10
 3/13 #10 Wichita State 11, @UNM 7
 3/14 @UNM 6, #10 Wichita State 3
 3/16 @UNM 6, Utah 3
 3/16 Utah 10, @UNM 9
 3/17 Utah 7, @UNM 5
 3/17 @UNM 11, Utah 3
 3/22 UNM 13, @New Mexico State 9 (10 inn.)
 3/23 @UNM 5, New Mexico State 2
 3/23 New Mexico State 16, @UNM 0
 3/26 %UNM 8, BYU 1
 3/27 UNM 4, @Cal-Riverside 3
 3/28 %Lafayette 3, UNM 0

3/29 %Washington 11, UNM 5
 3/30 %Oregon State 5, UNM 4
 4/5 @San Diego State 6, UNM 2
 4/6 @San Diego State 7, UNM 6
 4/6 UNM 9, @San Diego State 8
 4/7 @San Diego State 4, UNM 2
 4/13 Colorado State 4, @UNM 1
 4/13 @UNM 4, Colorado State 3
 4/14 Colorado State 9, @UNM 4
 4/14 @UNM 5, Colorado State 3
 4/19 @BYU 6, UNM 5 (10 inn.)
 4/19 @BYU 5, UNM 4
 4/20 @BYU 20, UNM 8
 4/20 @BYU 6, UNM 5
 4/26 #9 Hawaii 12, @UNM 8
 4/26 @UNM 10, #9 Hawaii 2
 4/27 #9 Hawaii 17, @UNM 15
 4/27 @UNM 11, #9 Hawaii 6
 5/1 @New Mexico State 14, UNM 9
 5/3 @UNM 14, Air Force 1
 5/4 @UNM 11, Air Force 1
 5/4 @UNM 12, Air Force 5
 5/5 @UNM 4, Air Force 1
 5/10 @Wyoming 22, UNM 8
 5/11 @Wyoming 7, UNM 4
 5/11 UNM 8, @Wyoming 2
 5/12 UNM 6, @Wyoming 2
 != at Phoenix, Ariz.
 % = at Riverside, Calif.

1992 (34-25-1, 18-10 WAC) Rich Alday

1/25 @ #8 Arizona 8, UNM 1
 1/26 @ #8 Arizona 15, UNM 11
 1/27 @ #8 Arizona 18, UNM 4
 1/31 @UNM 9, Tarleton State 5
 2/1 @UNM 18, Tarleton State 4
 2/2 @UNM 6, Tarleton State 4
 2/7 @UNLV 9, UNM 2
 2/8 @UNLV 5, UNM 4
 2/9 @UNLV 5, UNM 3
 2/15 @UNM 15, New Mexico State 6
 2/16 @UNM 7, New Mexico State 4
 2/17 @UNM 8, College of the Southwest 1
 2/17 @UNM 12, College of the Southwest 3
 2/23 @UNM 21, New Mexico Highlands 10
 2/23 @UNM 12, New Mexico Highlands 0
 2/29 @New Mexico State 11, UNM 6
 3/1 @New Mexico State 7, UNM 5
 3/2 @UNM 14, Regis 7
 3/6 @Texas Tech 4, UNM 0
 3/7 UNM 1, @Texas Tech 0
 3/8 @Texas Tech 6, UNM 1
 3/16 !UNM 3, Nebraska 1
 3/17 !UNM 8, Washington State 8
 3/18 @Fresno State 9, UNM 4
 3/19 !Wyoming 4, UNM 2
 3/20 !Cal State-Northridge 7, UNM 5
 3/21 !UNM 4, Creighton 0
 3/29 @UNM 14, Wyoming 4
 3/29 @UNM 6, Wyoming 5
 3/30 Wyoming 6, @UNM 1
 3/30 @UNM 6, Wyoming 2
 4/4 UNM 10, @Colorado State 3
 4/4 UNM 2, @Colorado State 0
 4/5 UNM 3, @Colorado State 2
 4/5 @Colorado State 3, UNM 2
 4/10 UNM 11, @ #12 Hawaii 8
 4/11 @ #12 Hawaii 3, UNM 1
 4/11 @ #12 Hawaii 10, UNM 2
 4/12 @ #12 Hawaii 4, UNM 3
 4/17 San Diego State 9, @UNM 6
 4/18 San Diego State 4, @UNM 2

4/18 @UNM 11, San Diego State 10
 4/19 @UNM 13, San Diego State 5
 4/24 @UNM 13, BYU 9
 4/24 BYU 12, @UNM 4
 4/25 @UNM 3, BYU 2
 4/25 @UNM 13, BYU 5
 5/2 @Air Force 8, UNM 3
 5/2 UNM 12, @Air Force 8
 5/3 UNM 9, @Air Force 7
 5/3 UNM 16, @Air Force 5
 5/9 Utah 7, @UNM 6
 5/9 @UNM 11, Utah 5
 5/10 @UNM 17, Utah 1
 5/10 @UNM 3, Utah 1
 5/14 ^#13 Hawaii 7, UNM 1
 5/15 ^UNM 7, BYU 3
 5/15 ^UNM 2, San Diego State 1
 5/16 ^UNM 7, #13 Hawaii 2
 5/16 ^#13 Hawaii 5, UNM 3
 != at Fresno, Calif.
 ^ = WAC Tournament, Honolulu, Hawaii

1993 (35-21, 15-9 WAC) Rich Alday

1/30 UNM 10, @ #2 Arizona 4
 1/31 @ #2 Arizona 12, UNM 3
 2/1 @ #2 Arizona 15, UNM 5
 2/6 @UNM 10, Eastern New Mexico 5
 2/6 @UNM 20, Eastern New Mexico 5
 2/12 UNM 13, @UNLV 5
 2/13 UNM 8, @UNLV 6
 2/14 @UNLV 7, UNM 3
 2/19 UNM 6, @Tarleton State 2
 2/19 UNM 10, @Tarleton State 4
 2/20 UNM 15, Tarleton State 1
 2/23 @ #9 Arizona State 14, UNM 3
 2/24 UNM 9, @ #9 Arizona State 8
 2/25 @UNM 15, Texas Tech 10
 2/26 Texas Tech 12, @UNM 5
 2/27 @UNM 12, Texas Tech 0
 3/3 New Mexico State 3, @UNM 2
 3/3 New Mexico State 15, @UNM 5
 3/6 UNM 9, @Regis 0
 3/6 UNM 15, @Regis 5
 3/7 UNM 17, @Regis 7
 3/9 @UNM 14, Western New Mexico 9
 3/10 @UNM 7, Western New Mexico 4
 3/12 @UNM 9, Utah 4
 3/13 @UNM 26, Utah 8
 3/14 @UNM 17, Utah 6
 3/18 @Southeastern Louisiana 14, UNM 3
 3/19 @ #4 LSU 9, UNM 3
 3/21 @ #4 LSU 14, UNM 1
 3/21 @ #4 LSU 8, UNM 5
 3/22 @UNM 14, Nebraska 4
 3/23 @UNM 11, Nebraska 6
 3/24 Nebraska 12, @UNM 6
 3/28 UNM 14, @Air Force 5
 3/28 UNM 5, @Air Force 1
 3/28 UNM 8, @Air Force 2
 4/2 @UNM 14, Wyoming 13
 4/3 @UNM 8, Wyoming 7
 4/3 @UNM 9, Wyoming 2
 4/9 UNM 10, @BYU 7
 4/10 @BYU 11, UNM 3
 4/10 @BYU 6, UNM 5
 4/16 UNM 18, @Utah 1
 4/17 @Utah 11, UNM 10
 4/17 @Utah 8, UNM 6
 4/24 @Wyoming 3, UNM 2
 4/24 UNM 6, @Wyoming 2
 4/25 @Wyoming 7, UNM 5
 5/1 @UNM 16, Air Force 1
 5/1 Air Force 6, @UNM 1

5/2 @UNM 8, Air Force 4
 5/4 UNM 22, @New Mexico State 8
 5/4 @New Mexico State 14, UNM 12
 5/14 BYU 13, @UNM 4
 5/15 @UNM 7, BYU 1
 5/15 BYU 12, @UNM 10

1994 (32-24, 14-10 WAC) Rich Alday

1/28 @Arizona 4, UNM 1
 1/29 UNM 10, @Arizona 8
 1/30 UNM 11, @Arizona 8
 2/4 @ #13 Arizona State 20, UNM 6
 2/5 @ #13 Arizona State 10, UNM 7
 2/6 UNM 6, @ #13 Arizona State 5
 2/12 @UNM 15, Regis 5
 2/13 @UNM 8, Regis 4
 2/18 !#7 Oklahoma State 8, UNM 2
 2/19 !Missouri State 7, UNM 2
 2/20 @Texas-Arlington 5, UNM 4
 2/25 @Texas Tech 15, UNM 1
 2/26 @Texas Tech 8, UNM 4
 2/27 @Texas Tech 4, UNM 3 (11 inn.)
 3/1 @UNM 10, Eastern New Mexico 1
 3/1 @UNM 5, Eastern New Mexico 2
 3/4 Wyoming 7, @UNM 6
 3/5 @UNM 6, Wyoming 5
 3/5 @UNM 13, Wyoming 6
 3/6 @UNM 13, New Mexico State 11
 3/7 @UNM 11, New Mexico State 4
 3/10 CSU-Pueblo 14, @UNM 13
 3/11 @UNM 12, CSU-Pueblo 8
 3/14 %UNM 6, Nebraska 5
 3/15 %Washington State 11, UNM 0
 3/16 %Nevada 7, UNM 1
 3/17 %UNM 5, #16 Kentucky 4
 3/18 %Maine 8, UNM 2
 3/19 %Nevada 7, UNM 5
 3/25 @UNM 12, BYU 11
 3/26 @UNM 8, BYU 7 (10 inn.)
 3/26 BYU 18, @UNM 6
 4/2 @Air Force 14, UNM 6
 4/3 @Air Force 9, UNM 4
 4/3 UNM 15, @Air Force 13
 4/5 @New Mexico State 5, UNM 2
 4/5 UNM 10, @New Mexico State 9
 4/9 UNM 6, @Wyoming 5
 4/9 @Wyoming 9, UNM 0
 4/10 @Wyoming 12, UNM 7
 4/12 @UNM 18, Wayland Baptist 7
 4/13 @UNM 10, Wayland Baptist 5
 4/15 @UNM 9, Lubbock Christian 8
 4/15 @UNM 15, Lubbock Christian 6
 4/23 @UNM 24, Utah 2
 4/23 @UNM 12, Utah 5
 4/24 @UNM 18, Utah 10
 4/29 @BYU 9, UNM 1
 4/30 @BYU 12, UNM 3
 4/30 @BYU 10, UNM 9
 5/7 @UNM 11, Air Force 5
 5/7 @UNM 9, Air Force 3
 5/8 @UNM 15, Air Force 6
 5/14 UNM 6, @Utah 5
 5/14 UNM 9, @Utah 3
 5/15 @Utah 17, UNM 12
 != at Arlington, Texas
 % = at Fresno, Calif.

1995 (29-26, 21-9 WAC) Rich Alday

1/27 @Arizona 8, UNM 7
 1/28 UNM 10, @Arizona 4
 1/29 @Arizona 6, UNM 5
 2/3 @UNLV 7, UNM 2
 2/4 @UNLV 6, UNM 0

YEAR-BY-YEAR RESULTS 2013 BASEBALL

2/5 @UNLV 9, UNM 8
 2/10 @Grand Canyon 5, UNM 4 (11 inn.)
 2/11 @Grand Canyon 11, UNM 4
 2/12 UNM 6, @Grand Canyon 2
 2/17 Texas Tech 8, @UNM 1
 2/18 Texas Tech 23, @UNM 6
 2/19 Texas Tech 9, @UNM 8
 2/24 UNM 8, @Texas-Arlington 4 (10 inn.)
 2/25 @Texas-Arlington 2, UNM 1
 2/26 UNM 14, @Texas-Arlington 7
 3/3 @UNM 12, BYU 11
 3/4 BYU 4, @UNM 3
 3/4 BYU 23, @UNM 11
 3/10 UNM 6, Illinois 0
 3/11 Alabama 3, UNM 1
 3/11 UNM 4, @Texas A&M 3
 3/12 Alabama 15, UNM 3
 3/13 Illinois 4, UNM 3
 3/13 @Texas A&M 14, UNM 3
 3/16 %UNM 11, Oral Roberts 6
 3/17 &New Mexico State 8, UNM 4
 3/18 @New Mexico State 6, UNM 2
 3/19 %Nebraska 16, UNM 15
 3/24 Washington 16, @UNM 8
 3/25 @UNM 12, Washington 8
 3/26 @UNM 25, Washington 8
 4/2 UNM 4, @Wyoming 3
 4/2 @Wyoming 10, UNM 1
 4/3 UNM 16, @Wyoming 8
 4/8 @UNM 16, Utah 8
 4/8 @UNM 16, Utah 7
 4/9 @UNM 15, Utah 9
 4/15 @UNM 16, Air Force 6
 4/15 @UNM 11, Air Force 10
 4/16 @UNM 6, Air Force 5
 4/21 @UNM 10, Grand Canyon 5
 4/22 @UNM 10, Grand Canyon 1
 4/23 @UNM 5, Grand Canyon 2
 4/28 @BYU 5, UNM 4
 4/29 UNM 4, @BYU 3
 4/29 UNM 5, @BYU 4 (8 inn.)
 5/1 UNM 8, @Utah 4
 5/1 UNM 12, @Utah 1
 5/2 @Utah 13, UNM 12
 5/6 @UNM 12, Wyoming 8
 5/6 @UNM 9, Wyoming 3
 5/7 @UNM 16, Wyoming 6
 5/13 @Air Force 8, UNM 4
 5/13 UNM 9, @Air Force 6
 5/14 @Air Force 13, UNM 6
 != at College Station, Texas
 % = at Las Cruces, N.M.
 & = at El Paso, Texas

1996 (27-24, 19-9 WAC) Rich Alday

1/26 @Arizona 7, UNM 5
 1/27 UNM 10, @Arizona 7
 1/28 @Arizona 6, UNM 4
 2/5 @UNM 8, Eastern New Mexico 7 (14 inn.)
 2/6 @UNM 15, Eastern New Mexico 2
 2/10 @Lubbock Christian 6, UNM 5
 2/11 UNM 7, @Lubbock Christian 5
 2/16 @UNLV 12, UNM 10
 2/17 @UNLV 7, UNM 6
 2/18 @UNLV 13, UNM 5
 2/22 @ #8 Texas Tech 8, UNM 5
 2/23 !New Mexico State 2, UNM 1
 2/24 !UNM 6, Eastern Michigan 5
 2/25 !Eastern Michigan 20, UNM 11
 3/1 @UNM 14, BYU 2
 3/2 BYU 5, @UNM 3
 3/2 @UNM 8, BYU 7 (9 inn.)
 3/5 %Indiana State 7, UNM 2

3/5 %UNM 17, Navy 5
 3/8 @UNM 11, Air Force 8
 3/9 @UNM 7, Air Force 5
 3/9 Air Force 15, @UNM 8
 3/11 &UNM 5, Creighton 0
 3/13 &Pacific 5, UNM 0
 3/14 &Oregon State 5, UNM 4
 3/15 &St. John's 7, UNM 4
 3/16 &Creighton 3, UNM 2
 3/23 @UNM 10, Utah 5
 3/23 @UNM 11, Utah 10
 3/24 @UNM 12, Utah 7
 3/28 @UNM 12, Grand Canyon 8
 3/28 @UNM 5, Grand Canyon 4 (9 inn.)
 3/30 Grand Canyon 7, @UNM 2
 4/1 UNM 3, @Utah 0
 4/1 UNM 9, @Utah 4
 4/2 @Utah 3, UNM 1
 4/6 UNM 4, @Air Force 3
 4/6 @Air Force 13, UNM 2
 4/7 UNM 9, @Air Force 6
 4/19 @BYU 7, UNM 6
 4/23 New Mexico State 5, @UNM 4
 4/23 @UNM 13, New Mexico State 4
 4/27 @UNM 11, Wyoming 7
 4/27 Wyoming 8, @UNM 7 (8 inn.)
 4/28 Wyoming 8, @UNM 5
 4/28 @UNM 10, Wyoming 5
 4/29 @UNM 8, Wyoming 3
 4/29 @UNM 6, Wyoming 1
 5/2 @Grand Canyon 10, UNM 4
 5/3 UNM 6, @Grand Canyon 3
 5/4 UNM 6, @Grand Canyon 5
 != at Lubbock, Texas
 % = at Las Cruces, N.M.
 & = at Fresno, Calif.

1997 (25-32, 10-20 WAC) Rich Alday

1/31 UNM 7, @Arizona 3 (11 inn.)
 2/1 @Arizona 6, UNM 4
 2/2 @Arizona 8, UNM 1
 2/7 @UNM 14, New Mexico State 3
 2/8 New Mexico State 13, @UNM 11
 2/9 @UNM 12, N.M. State 11
 2/13 @Grand Canyon 10, UNM 6
 2/14 UNM 10, @Grand Canyon 4
 2/15 !#21 Oklahoma State 8, UNM 1
 2/17 @UNM 21, Lubbock Christian 6
 2/18 @UNM 16, Lubbock Christian 15
 2/21 UNM 13, @New Mexico State 8
 2/22 %UNM 21, Northwestern 17
 2/23 @New Mexico State 12, UNM 11 (11 inn.)
 3/1 @UNM 5, Utah 4
 3/1 Utah 10, @UNM 9
 3/2 Utah 9, @UNM 5
 3/7 @TCU 10, UNM 3
 3/8 @TCU 8, UNM 5
 3/9 @TCU 5, UNM 1
 3/14 @UNM 25, Hawaii 23
 3/15 @UNM 19, Hawaii 10
 3/16 Hawaii 16, @UNM 8
 3/18 @UNM 14, Air Force 4
 3/18 @UNM 9, Air Force 8
 3/21 @UNM 11, #8 Rice 8
 3/22 #8 Rice 6, @UNM 4 (8)
 3/22 #8 Rice 10, @UNM 9
 3/25  Wichita State 8, UNM 2
 3/25 @Hawaii 16, UNM 5 (7 inn.)
 3/26 &UNM 7, Nebraska 5
 3/27 Cal State-Northridge 10, UNM 6
 3/28 &Washington 9, UNM 5
 3/29 Cal State-Northridge 5, UNM 1
 3/30 &Nebraska 5, UNM 2

4/4 UNM 14, @BYU 7
 4/5 @BYU 7, UNM 3
 4/5 @BYU 22, UNM 6
 4/12 UNLV 10, @UNM 9
 4/13 @UNM 7, UNLV 5
 4/13 UNLV 12, @UNM 9
 4/15 UNM 8, @Air Force 6
 4/15 UNM 17, @Air Force 1
 4/18 @ #14 Rice 4, UNM 1
 4/20 @ #14 Rice 10, UNM 5
 4/20 @ #14 Rice 3, UNM 1
 4/26 TCU 15, @UNM 14
 4/27 @UNM 12, TCU 2
 4/27 TCU 13, @UNM 5
 4/30 @UNM 20, Eastern New Mexico 3
 4/30 @UNM 7, Eastern New Mexico 6
 5/2 @San Diego State 5, UNM 2
 5/3 @San Diego State 5, UNM 3
 5/4 UNM 7, @San Diego State 3
 5/9 @UNLV 13, UNM 8
 5/10 UNM 8, @UNLV 6
 5/11 UNM 11, @UNLV 7
 != at Phoenix, Ariz.
 % = at Las Cruces, N.M.
 & = at Honolulu, Hawaii

1998 (27-31, 13-16 WAC) Rich Alday

1/30 @ #24 Arizona 9, UNM 8
 1/31 @ #24 Arizona 21, UNM 8
 2/1 @ #24 Arizona 15, UNM 6
 2/3 @UNM 7, #8 Texas Tech 6
 2/6 @ #9 Rice 15, UNM 5
 2/7 @ #9 Rice 4, UNM 2
 2/8 @ #9 Rice 8, UNM 5
 2/10 @UNM 8, New Mexico Highlands 2
 2/12 @UNM 11, Eastern New Mexico 10
 2/13 @UNM 18, Eastern New Mexico 17
 2/14 @UNM 15, Lubbock Christian 6
 2/18 UNM 5, @Point Loma Nazarene 3
 2/19 !#12 Washington 8, UNM 5
 2/20 !Oregon State 11, UNM 0
 2/21 !UC Santa Barbara 12, UNM 3
 2/21 !Portland 15, UNM 1
 2/24 @New Mexico State 13, UNM 8
 2/25 UNM 25, @New Mexico State 13
 2/28 @UNM 17, Texas-Arlington 2
 2/28 Texas-Arlington 22, @UNM 15
 3/1 @UNM 10, Texas-Arlington 8
 3/3 @UNM 9, New Mexico Highlands 5
 3/6 @TCU 9, UNM 4
 3/7 UNM 9, @TCU 2
 3/13 @UNM 8, San Jose State 3
 3/14 @UNM 6, San Jose State 5
 3/17 @ #23 Texas Tech 11, UNM 7
 3/17 @ #23 Texas Tech 4, UNM 3
 3/20 @UNM 10, Grand Canyon 2
 3/21 Grand Canyon 10, @UNM 3
 3/22 @UNM 10, Grand Canyon 9
 3/28 @Fresno State 7, UNM 4
 3/29 @Fresno State 7, UNM 1
 3/29 @Fresno State 12, UNM 6
 4/3 @UNLV 8, UNM 7
 4/4 UNM 15, @UNLV 10
 4/5 @UNLV 13, UNM 11
 4/7 New Mexico State 18, @UNM 15
 4/10 #12 Rice 14, @UNM 10
 4/11 #12 Rice 28, @UNM 7
 4/12 @UNM 27, #12 Rice 26
 4/14 @UNM 20, New Mexico State 7
 4/19 UNM 13, @Air Force 11
 4/19 @Air Force 8, UNM 5
 4/24 @UNM 14, TCU 11
 4/25 TCU 4, @UNM 3

4/25 TCU 11, @UNM 6
 4/28 @ #12 Arizona State 12, UNM 7
 4/29 UNM 8, @ #12 Arizona State 7
 5/6 UNM 15, @Air Force 4
 5/8 UNLV 13, @UNM 12
 5/9 @UNM 12, UNLV 11
 5/10 @UNM 16, UNLV 8
 5/11 @UNM 15, San Jose State 14
 5/13 #7 Rice 15, UNM 11
 5/14 UNM 2, Grand Canyon 1
 5/15 UNM 7, San Diego State 6
 5/15 Fresno State 3, UNM 2 (10 inn.)
 != at San Diego, Calif.
 ^ = WAC Tournament, San Diego, Calif.

1999 (29-30-1, 14-15 WAC) Rich Alday

1/29 @Grand Canyon 7, UNM 5
 1/30 UNM 20, @Grand Canyon 11
 1/31 @Grand Canyon 11, UNM 9
 2/4 @Arizona 15, UNM 5
 2/5 @Arizona 5, UNM 4
 2/6 @Arizona 9, UNM 3
 2/12 @ #12 Arizona State 8, UNM 1
 2/13 UNM 7, @ #12 Arizona State 6
 2/14 @ #12 Arizona State 5, UNM 4
 2/16 @UNM 8, New Mexico Highlands 9
 2/19 @UNM 10, Eastern New Mexico 7
 2/20 @UNM 19, Eastern New Mexico 2
 2/21 @UNM 13, Eastern New Mexico 6
 2/23 #23 Texas Tech 12, @UNM 5
 2/26 BYU 17, @UNM 14
 2/27 @UNM 14, BYU 6
 2/27 BYU 12, @UNM 11
 3/2 @ #18 Texas Tech 16, UNM 3
 3/5 @San Jose State 4, UNM 2
 3/6 @San Jose State 3, UNM 0
 3/7 @San Jose State 15, UNM 1
 3/8 !#5 North Carolina 7, UNM 4
 3/9 !UNM 8, Portland 4
 3/10 !UNM 9, Navy 9 (tie)
 3/11 !Seton Hall 10, UNM 4
 3/12 !UNM 5, Gonzaga 3
 3/13 !UNM 8, Portland 3
 3/19 TCU 1, @UNM 0
 3/20 TCU 4, @UNM 3
 3/21 @UNM 17, TCU 16
 3/23 UNM 16, @New Mexico State 10
 3/26 UNM 7, @Utah 6
 3/27 @Utah 9, UNM 8
 3/28 UNM 4, @Utah 3 (12 inn.)
 3/30 @UNM 28, New Mexico State 18
 4/1 @UNM 27, Fresno State 26
 4/3 @UNM 11, Fresno State 10
 4/3 @UNM 19, Fresno State 11
 4/6 UNM 11, @New Mexico State 8
 4/9 UNM 10, @San Diego State 2
 4/10 @San Diego State 7, UNM 2
 4/11 UNM 12, @San Diego State 10
 4/13 @UNM 16, New Mexico State 15
 4/16 @Rice 5, UNM 2
 4/17 @Rice 8, UNM 5
 4/18 @Rice 11, UNM 8
 4/23 @UNM 8, Air Force 7
 4/24 @UNM 8, Air Force 1
 4/25 @UNM 16, Air Force 8
 4/27 New Mexico Highlands 3, @UNM 2
 4/30 @UNM 14, Cal State-Northridge 4
 5/1 Cal State-Northridge 11, @UNM 8
 5/2 @UNM 17, Cal State-Northridge 6
 5/7 UNLV 8, @UNM 4
 5/8 @UNM 15, UNLV 9
 5/9 @UNM 17, UNLV 14

YEAR-BY-YEAR RESULTS

new mexico

5/14 @Hawaii 7, UNM 4
 5/15 @Hawaii 4, UNM 2
 5/19 ^Rice 2, UNM 1
 5/20 ^Hawaii 7, UNM 6
 != at Fresno, Calif.
 ^ = WAC Tournament, Fresno, Calif.

2000 (35-21, 22-8 MWC) Rich Alday

1/28 UNM 3, @Grand Canyon 1
 1/29 UNM 8, @Grand Canyon 3
 1/30 UNM 5, @Grand Canyon 0
 2/3 @ #19 Arizona 7, UNM 3
 2/4 @ #19 Arizona 14, UNM 7
 2/5 @ #19 Arizona 6, UNM 4
 2/11 New Mexico State 15, @UNM 13
 2/12 @UNM 16, New Mexico State 9
 2/13 New Mexico State 13, @UNM 6
 2/15 @UNM 15, New Mexico Highlands 8
 2/18 !UNM 7, Lamar 2
 2/19 @ #22 Rice 5, UNM 4
 2/20 !UNM 5, McNeese State 3
 2/22 Texas Tech 14, @UNM 11
 2/25 %UNM 13, Southern Utah 5
 2/26 %Southern Utah 10, UNM 4
 2/26 @ #19 Arizona State 9, UNM 7
 2/29 @Texas Tech 13, UNM 10
 3/3 UNM 9, @New Mexico State 2
 3/4 UNM 12, @New Mexico State 6
 3/5 @New Mexico State 14, UNM 11
 3/10 UNM 3, @Air Force 2
 3/11 UNM 13, @Air Force 5
 3/14 @UNM 16, New Mexico Highlands 7
 3/17 San Diego State 24, @UNM 21
 3/19 @UNM 21, San Diego State 20
 3/19 @UNM 9, San Diego State 3
 3/24 UNM 10, @UNLV 1
 3/25 UNM 7, @UNLV 3
 3/26 UNM 3, @UNLV 2
 3/29 @UNM 17, College of the Southwest 8
 3/31 UNM 3, @Utah 0
 4/1 UNM 14, @Utah 11
 4/2 UNM 7, @Utah 3
 4/6 BYU 20, @UNM 2
 4/7 @UNM 10, BYU 7
 4/8 @UNM 8, BYU 4
 4/14 @UNM 11, Air Force 9
 4/15 @UNM 5, Air Force 4
 4/15 @UNM 19, Air Force 9
 4/16 @UNM 10, Air Force 6
 4/22 @San Diego State 4, UNM 3
 4/22 @San Diego State 13, UNM 3
 4/23 @San Diego State 5, UNM 4
 4/28 @UNM 12, UNLV 2
 4/29 @UNM 12, UNLV 4
 4/30 @UNM 14, UNLV 4
 5/5 Utah 12, @UNM 11
 5/6 Utah 9, @UNM 4
 5/7 @UNM 12, Utah 8
 5/11 UNM 7, @BYU 5
 5/12 UNM 8, @BYU 3
 5/13 @BYU 4, UNM 1
 5/17 ^UNM 17, Air Force 3
 5/18 ^Utah 6, UNM 4
 5/19 ^BYU 6, UNM 3
 != at Houston, Texas
 % = at Tempe, Ariz.
 ^ = MWC Tournament, Las Vegas, Nev.

2001 (26-34, 14-16 MWC) Rich Alday

2/2 @New Mexico State 12, UNM 11
 2/3 @New Mexico State 7, UNM 6 (11 inn.)
 2/4 @New Mexico State 7, UNM 6
 2/8 @Arizona 9, UNM 3

2/9 @Arizona 8, UNM 0
 2/10 @Arizona 12, UNM 3
 2/11 @UNM 11, Southern Utah 6
 2/12 @UNM 8, Southern Utah 7
 2/13 @UNM 12, Texas Tech 11
 2/16 #10 Nebraska 15, @UNM 7
 2/17 Missouri 7, @UNM 3
 2/18 @UNM 12, Kansas State 3
 2/20 New Mexico State 11, @UNM 0
 2/24 @Texas Tech 9, UNM 6
 2/25 @Texas Tech 7, UNM 6
 2/26 UNM 7, @Texas Tech 5
 2/27 @UNM 14, New Mexico State 12
 3/1 BYU 21, @UNM 0
 3/2 @UNM 13, BYU 6
 3/3 BYU 8, @UNM 3
 3/6 @UNM 13, Hofstra 1
 3/7 @UNM 8, Hofstra 1
 3/8 @UNM 16, Utah 11
 3/9 Utah 9, @UNM 4
 3/10 Utah 13, @UNM 3
 3/12 #11 Notre Dame 3, UNM 0
 3/13 @Fresno State 9, UNM 3
 3/14 !UNM 9, Navy 3
 3/15 !Illinois 6, UNM 5
 3/16 !Miami (Ohio) 17, UNM 3
 3/17 !UNM 4, Navy 2
 3/20 Texas Tech 11, @UNM 9
 3/23 San Diego State 8, @UNM 5
 3/24 @UNM 5, San Diego State 4
 3/25 @UNM 9, San Diego State 3
 3/31 UNM 12, @Air Force 3
 3/31 @Air Force 4, UNM 2
 4/1 UNM 14, @Air Force 2
 4/6 @UNM 7, UNLV 1
 4/7 @UNM 15, UNLV 10
 4/8 UNLV 15, @UNM 8
 4/13 @BYU 7, UNM 5
 4/14 @BYU 11, UNM 5
 4/14 @BYU 3, UNM 2
 4/20 @San Diego State 3, UNM 1
 4/22 @San Diego State 8, UNM 7
 4/22 @San Diego State 13, UNM 5
 4/27 @UNM 8, Air Force 2
 4/28 @UNM 17, Air Force 3
 4/29 @UNM 6, Air Force 0
 5/4 @UNLV 7, UNM 5
 5/5 UNM 7, @UNLV 5
 5/6 UNM 9, @UNLV 5
 5/10 @Utah 7, UNM 6
 5/11 UNM 8, @Utah 6
 5/12 @Utah 5, UNM 3
 5/16 ^UNM 7, Utah 4
 5/17 ^UNM 5, UNLV 2
 5/18 ^BYU 12, UNM 7
 5/19 ^San Diego State 12, UNM 5
 != at Fresno, Calif.
 ^ = MWC Tournament, San Diego, Calif.

2002 (22-35, 11-19 MWC) Rich Alday

1/25 @Arizona 6, UNM 2
 1/26 @Arizona 23, UNM 2
 1/27 @Arizona 8, UNM 2
 2/2 Texas Tech 13, @UNM 4
 2/3 UNM 5, @Texas Tech 3
 2/4 @Texas Tech 21, UNM 8
 2/8 UNM 9, @New Mexico State 1
 2/9 @New Mexico State 4, UNM 3 (15 inn.)
 2/10 @New Mexico State 7, UNM 6
 2/12 @UNM 12, Southern Utah 10
 2/13 @UNM 7, Southern Utah 6
 2/15 #8 Nebraska 3, UNM 2 (13 inn.)
 2/16 #22 Wake Forest 3, UNM 2

2/17 @ #9 Rice 9, UNM 5
 2/22 @UNM 13, Northwestern 4
 2/23 Northwestern 10, @UNM 8
 2/24 @UNM 19, Northwestern 7
 3/4 @UNM 14, New Mexico State 7
 3/9 @UNM 18, Toledo 2
 3/9 #25 Ohio State 10, @UNM 8
 3/10 @UNM 22, #25 Ohio State 2
 3/10 @UNM 16, Toledo 11
 3/15 @UNM 13, Utah 9
 3/16 @UNM 20, Utah 11
 3/17 @UNM 13, Utah 12
 3/22 Air Force 8, @UNM 4
 3/23 @UNM 19, Air Force 9
 3/24 @UNM 9, Air Force 8
 3/26 New Mexico State 12, @UNM 11
 3/29 @UNLV 11, UNM 5
 3/30 @UNLV 23, UNM 2
 3/31 @UNLV 15, UNM 6
 4/5 @San Diego State 4, UNM 2
 4/6 @San Diego State 7, UNM 2
 4/7 @San Diego State 13, UNM 9
 4/9 @UNM 14, New Mexico State 13
 4/11 BYU 13, @UNM 10
 4/12 @UNM 12, BYU 2
 4/13 BYU 8, @ UNM 7 (10 inn.)
 4/16 @Texas Tech 6, UNM 5
 4/19 @Air Force 7, UNM 5
 4/21 @Air Force 7, UNM 5
 4/21 @Air Force 11, UNM 9
 4/26 @UNM 11, UNLV 7
 4/27 UNLV 23, @UNM 13
 4/28 UNLV 11, @UNM 4
 5/2 UNM 10, @Utah 1
 5/3 UNM 12, @Utah 5
 5/4 @Utah 3, UNM 0
 5/10 @UNM 6, San Diego State 5
 5/11 San Diego State 21, @UNM 15
 5/12 San Diego State 15, @UNM 11
 5/16 @BYU 11, UNM 9
 5/17 @BYU 12, UNM 5
 5/18 UNM 17, @BYU 13 (10)
 5/22 ^San Diego State 8, UNM 2
 5/23 ^Utah 9, UNM 8
 != at Houston, Texas
 ^ = MWC Tournament, Provo, Utah

2003 (34-26, 17-13 MWC) Rich Alday

1/31 @Texas Tech 4, UNM 2
 2/1 @Texas Tech 10, UNM 1
 2/2 UNM 9, @Texas Tech 6
 2/8 @UNM 8, New Mexico Highlands 0
 2/9 @UNM 28, New Mexico Highlands 3
 2/10 New Mexico Highlands 12, @UNM 11
 2/14 @Texas-Arlington 8, UNM 6 (12 inn.)
 2/15 !UNM 12, Arkansas State 10
 2/16 !UNM 10, #23 Missouri State 2
 2/21 UNM 6, @New Mexico State 4
 2/21 %Oregon St. 18, UNM 16
 2/22 %UNM 14, Oregon St. 7
 2/23 @New Mexico State 5, UNM 4
 2/28 @UNM 9, Air Force 8 (13 inn.)
 3/1 @UNM 8, Air Force 7
 3/2 @UNM 6, Air Force 4
 3/7 @UNM 6, Northwestern 5
 3/8 @UNM 17, Texas-Arlington 12
 3/9 @UNM 10, New Mexico State 9
 3/13 @UNM 19, BYU 14
 3/14 BYU 14, @UNM 9
 3/15 @UNM 11, BYU 10
 3/17 @UNM 17, Northern Colorado 12
 3/18 @ #20 Arizona 5, UNM 3
 3/19 @ #20 Arizona 8, UNM 3

3/21 UNM 12, @Utah 2
 3/22 @Utah 6, UNM 1
 3/23 UNM 11, @Utah 6
 3/25 @UNM 25, Eastern New Mexico 5
 3/28 @UNM 16, TAMU-Corpus Christi 2
 3/29 @UNM 17, TAMU-Corpus Christi 11
 3/30 @UNM 22, TAMU-Corpus Christi 6
 4/2 UNM 11, @ #7 Arizona State 7
 4/4 @ #24 UNLV 10, UNM 9
 4/5 @ #24 UNLV 7, UNM 6
 4/6 @ #24 UNLV 7, UNM 6
 4/8 @New Mexico State 10, UNM 7
 4/11 San Diego State 10, @UNM 9
 4/12 @UNM 14, San Diego State 11
 4/13 @UNM 5, San Diego State 4
 4/15 @UNM 13, Texas Tech 11
 4/17 UNM 6, @BYU 5
 4/19 @BYU 12, UNM 4
 4/19 @BYU 5, UNM 4
 4/22 New Mexico State 16, @UNM 14
 4/25 @UNM 10, Utah 5
 4/26 @UNM 14, Utah 6
 4/27 @UNM 12, Utah 11
 4/29 @Texas Tech 11, UNM 8
 5/2 UNM 25, @Air Force 2
 5/3 UNM 5, @Air Force 4
 5/4 UNM 19, @Air Force 6
 5/9 #16 UNLV 6, @UNM 5
 5/10 #16 UNLV 13, @UNM 5
 5/11 @UNM 13, #16 UNLV 5
 5/15 @San Diego State 7, UNM 5
 5/16 @San Diego State 3, UNM 2
 5/16 @San Diego State 8, UNM 3
 5/21 ^BYU 7, UNM 6
 5/22 ^UNLV 12, UNM 5
 != at Arlington, Texas
 % = at Las Cruces, N.M.
 ^ = MWC Tournament, Albuquerque, N.M.

2004 (26-29-1, 20-10 MWC) Rich Alday

2/20 Kent 15, @UNM 3
 2/21 #23 Nebraska 12, @UNM 8
 2/22 @UNM 3, Northwestern 3 (tie)
 2/27 !UNM 3, Arkansas 1
 2/27 @ #20 Texas A&M 2, UNM 1
 2/28 !Arkansas 13, UNM 3
 2/28 @ #20 Texas A&M 11, UNM 10
 2/29 !Arkansas 5, UNM 2
 2/29 @ #20 Texas A&M 11, UNM 1
 3/6 UC Santa Barbara 11, @UNM 10
 3/6 UC Santa Barbara 8, @UNM 7
 3/7 @UNM 6, UC Santa Barbara 3
 3/12 @TCU 2, UNM 0
 3/14 @TCU 11, UNM 3
 3/14 @TCU 5, UNM 1
 3/16 @UNM 4, Texas Tech 1
 3/19 @UNM 7, Utah 5
 3/20 Utah 6, @UNM 5
 3/21 @UNM 11, Utah 6
 3/24 @ New Mexico State 16, UNM 9
 3/26 San Diego State 4, @UNM 3
 3/27 @UNM 13, San Diego State 7
 3/28 San Diego State 11, @UNM 9
 3/30 @UNM 17, New Mexico State 13
 4/1 @UNM 9, BYU 2
 4/2 @UNM 1, BYU 0
 4/3 @UNM 10, BYU 8
 4/5 @ #13 Nebraska 7, UNM 3
 4/6 @ #13 Nebraska 14, UNM 7
 4/8 UNM 15, @Utah 4
 4/9 UNM 7, @Utah 4
 4/10 @Utah 10, UNM 2

YEAR-BY-YEAR RESULTS 2013 BASEBALL

4/16 UNM 10, @Air Force 5
 4/17 UNM 31, @Air Force 11
 4/18 UNM 18, @Air Force 6
 4/23 @UNLV 5, UNM 4
 4/24 UNM 11, @UNLV 4
 4/25 UNM 12, @UNLV 4
 4/27 @Texas Tech 10, UNM 1
 4/30 @San Diego State 7, UNM 3
 5/1 @San Diego State 1, UNM 0
 5/2 UNM 18, @San Diego State 9
 5/6 UNM 9, @BYU 6
 5/7 @BYU 12, UNM 4
 5/8 @BYU 7, UNM 4
 5/14 @UNM 8, Air Force 5
 5/15 @UNM 20, Air Force 4
 5/16 @UNM 16, Air Force 6
 5/18 #13 Arizona State 22, @UNM 4
 5/20 @UNM 14, UNLV 12
 5/21 UNLV 13, @UNM 4
 5/22 @UNM 5, UNLV 4
 5/27 ^UNLV 15, UNM 9
 5/27 ^UNM 23, Air Force 2
 5/28 ^UNM 9, Utah 8
 5/28 ^San Diego State 24, UNM 8
 != at College Station, Texas
 ^ = MWC Tournament, Las Vegas, Nev.

2005 (26-32, 15-15 MWC) Rich Alday

2/4 @Arizona 9, UNM 0
 2/5 @Arizona 14, UNM 5
 2/5 @Arizona 15, UNM 6
 2/8 @Texas Tech 18, UNM 6
 2/12 @UNM 13, New Mexico State 9
 2/13 @UNM 8, New Mexico State 3
 2/13 @UNM 14, New Mexico State 12
 2/18 @UNM 19, Texas State 5
 2/19 Texas State 10, @UNM 6
 2/20 Texas State 9, @UNM 2
 2/25 #27 Nebraska 12, UNM 0
 2/27 ^Western Carolina 14, UNM 13
 3/4 @UNM 11, Northern Colorado 6
 3/5 @UNM 11, Northern Colorado 8
 3/5 @UNM 9, Northern Colorado 5
 3/8 New Mexico Highlands 11, @UNM 5
 3/11 @UNM 20, Savannah State 7
 3/12 @UNM 16, Savannah State 5
 3/13 @UNM 13, Savannah State 3
 3/18 @UNM 6, BYU 5
 3/18 BYU 19, @UNM 6
 3/19 BYU 4, @UNM 3
 3/22 @New Mexico State 8, UNM 5
 3/24 @UNM 10, UNLV 8
 3/25 UNLV 12, @UNM 6
 3/26 UNLV 14, @UNM 9
 3/29 @New Mexico State 9, UNM 8
 4/1 UNM 5, @Utah 2
 4/2 UNM 7, @Utah 3
 4/3 UNM 12, @Utah 3
 4/8 @San Diego State 17, UNM 9
 4/9 @San Diego State 15, UNM 4
 4/10 UNM 6, @San Diego State 4
 4/12 @New Mexico State 10, UNM 8
 4/15 @UNM 7, Air Force 4
 4/17 @UNM 18, Air Force 7
 4/17 @UNM 12, Air Force 6
 4/19 #5 Arizona 14, @UNM 3
 4/22 @UNLV 11, UNM 8
 4/23 @UNLV 20, UNM 11
 4/24 @UNLV 16, UNM 15
 4/26 @Texas Tech 10, UNM 2
 4/29 Utah 5, @UNM 2
 4/30 Utah 8, @UNM 4
 5/1 Utah 20, @UNM 13
 5/5 @BYU 11, UNM 8

5/6 UNM 4, @BYU 1
 5/7 UNM 14, @BYU 7
 5/12 @UNM 16, San Diego State 0
 5/13 @UNM 4, San Diego State 1
 5/14 San Diego State 28, @UNM 10
 5/16 @Texas Tech 14, UNM 6
 5/19 UNM 15, @Air Force 9
 5/20 UNM 20, @Air Force 14
 5/21 @Air Force 5, UNM 4
 5/25 ^Utah 2, UNM 0
 5/25 ^UNM 11, Air Force 9
 5/26 ^San Diego State 7, UNM 5
 != at Houston, Texas
 ^ = MWC Tournament, Salt Lake City, Utah

2006 (30-29, 10-12 MWC) Rich Alday

2/7 UNM 5, @New Mexico State 3
 2/10 @Texas State 2, UNM 0
 2/11 UNM 7, @Texas State 3
 2/12 UNM 3, @Texas State 2
 2/14 Texas Tech 8, @UNM 7
 2/17 UNM 6, @Arizona 5
 2/18 UNM 7, @Arizona 3
 2/19 @Arizona 19, UNM 16
 2/21 New Mexico State 12, @UNM 6
 2/24 @UNM 9, Utah Valley 3
 2/25 @UNM 3, Utah Valley 0
 2/26 @UNM 9, Utah Valley 6
 2/28 UNM 15, @New Mexico State 12
 3/3 @UNM 9, Northern Colorado 4
 3/4 @UNM 21, Northern Colorado 1
 3/5 @UNM 19, Northern Colorado 6
 3/7 @UNM 7, New Mexico State 6
 3/10 #12 Oregon State 10, @UNM 4
 3/11 @UNM 13, #12 Oregon State 2
 3/17 San Francisco 10, @UNM 9
 3/18 San Francisco 11, @UNM 6
 3/19 @UNM 10, San Francisco 7
 3/23 @UNM 10, Dallas Baptist 9
 3/24 @UNM 4, Dallas Baptist 3
 3/25 Dallas Baptist 10, @UNM 2
 3/29 UNM 3, @San Diego State 2
 3/30 ^Air Force 6, UNM 4
 3/31 ^BYU 3, UNM 2
 4/7 @San Diego State 10, UNM 4
 4/8 UNM 8, @San Diego State 2
 4/9 UNM 15, @San Diego State 7
 4/11 @Texas Tech 14, UNM 7
 4/13 @UNM 23, Air Force 11
 4/13 @UNM 24, Air Force 3
 4/14 @UNM 26, Air Force 11
 4/18 @UNM 13, Arizona 3
 4/21 @UNM 8, Utah 5
 4/22 Utah 11, @UNM 4
 4/22 @UNM 17, Utah 8
 4/23 @UNM 9, Utah 8
 4/24 @#8 Oklahoma 18, UNM 9
 4/25 @Texas Tech 6, UNM 4
 4/28 @#5 Oregon State 16, UNM 1
 4/29 %Cal Poly 6, UNM 4
 4/30 @#5 Oregon State 8, UNM 2
 5/5 @BYU 10, UNM 6
 5/5 @BYU 9, UNM 2
 5/6 UNM 15, @BYU 4
 5/10 Texas Tech 15, @UNM 4
 5/12 @UNLV 12, UNM 8
 5/13 @UNLV 11, UNM 10
 5/14 @UNLV 13, UNM 10
 5/18 TCU 15, @UNM 2
 5/19 TCU 13, @UNM 9
 5/20 TCU 8, @UNM 6
 5/23 ^UNM 17, UNLV 2
 5/24 ^TCU 18, UNM 6
 5/25 ^UNM 12, Utah 10

5/25 ^UNLV 8, UNM 6
 != at San Diego, Calif.
 % = at Corvallis, Ore.
 ^ = MWC Tournament, Las Vegas, Nev.

2007 (28-30, 12-12 MWC) Rich Alday

2/6 UNM 15, @Texas Tech 13
 2/9 @Arizona 9, UNM 6
 2/10 @Arizona 8, UNM 1
 2/11 @Arizona 8, UNM 3
 2/13 UNM 11, @New Mexico State 7
 2/16 ^Nebraska 6, UNM 2
 2/16 ^UNM 6, Nebraska 6
 2/17 ^Illinois State 9, UNM 0
 2/18 @Texas-Arlington 2, UNM 1
 2/20 UNM 16, @New Mexico State 5
 2/23 @UNM 10, Texas State 0
 2/24 @UNM 13, Texas State 7
 2/25 Texas State 11, @UNM 4
 2/27 Texas Tech 10, @UNM 8
 3/2 %Saint Louis 5, UNM 2
 3/3 %Oregon State 6, UNM 2
 3/4 @Texas A&M 6, UNM 5
 3/5 %UNM 17, Saint Louis 5
 3/9 @UNM 17, Rhode Island 5
 3/10 @UNM 8, Rhode Island 2
 3/11 @UNM 21, Rhode Island 4
 3/13 New Mexico State 9, @UNM 6
 3/16 @UC Irvine 9, UNM 2
 3/17 @UC Irvine 8, UNM 1
 3/18 @UC Irvine 13, UNM 1
 3/20 @UNM 13, New Mexico State 6
 3/23 @UNM 9, Utah 1
 3/24 Utah 12, @UNM 8
 3/25 Utah 11, @UNM 9
 3/30 @UNM 11, San Diego State 5
 3/31 @UNM 8, San Diego State 4
 4/1 San Diego State 11, @UNM 6
 4/3 Isotopes 8, UNM 2 (Ex.)
 4/5 @San Diego State 6, UNM 3
 4/6 @San Diego State 6, UNM 5
 4/7 @San Diego State 13, UNM 6
 4/15 UNM 10, @Air Force 6
 4/16 UNM 17, @Air Force 13 (11 inn.)
 4/19 @Utah 13, UNM 4
 4/20 @Utah 13, UNM 4
 4/21 UNM 7, @Utah 4
 4/27 @UNM 12, Hawaii-Hilo 3
 4/28 @UNM 19, Hawaii-Hilo 2
 4/29 @UNM 12, Hawaii-Hilo 2
 5/3 BYU 3, @UNM 0
 5/4 @UNM 4, BYU 3
 5/5 @UNM 5, BYU 3
 5/10 @UNM 9, UNLV 4
 5/11 @UNM 7, UNLV 4
 5/12 @UNM 6, UNLV 5
 5/14 @Texas Tech 9, UNM 8
 5/17 @TCU 10, UNM 4
 5/18 @TCU 4, UNM 2
 5/19 UNM 9, @TCU 8
 5/23 ^UNM 1, San Diego State 0
 5/24 ^BYU 5, UNM 3
 5/24 ^UNM 4, San Diego State 1
 5/25 ^UNLV 8, UNM 3
 != at Arlington, Texas
 % = at College Station, Texas
 ^ = MWC Tournament, Las Vegas, Nev.

2008 (34-25, 16-8 MWC) Ray Birmingham

2/22 @UNM 16, Eastern Michigan 7
 2/23 @UNM 9, Eastern Michigan 8
 2/23 @UNM 13, Eastern Michigan 3
 2/24 @UNM 6, Eastern Michigan 3

2/27 @UNM 7, Texas Tech 3
 2/29 UNM 11, @Texas State 1
 3/1 UNM 11, @Texas State 10
 3/2 @Texas State 8, UNM 7 (11 inn.)
 3/4 @#1 Arizona State 18, UNM 1
 3/5 @#1 Arizona State 10, UNM 1
 3/7 @Minnesota 7, UNM 3
 3/8 ^UNM 10, Northern Iowa 2
 3/9 #18 California 12, UNM 2
 3/11 Texas Tech 8, @UNM 6
 3/14 UNLV 7, @UNM 5
 3/15 UNLV 15, @UNM 6
 3/16 @UNM 12, UNLV 3
 3/18 UNM 12, @New Mexico State 3
 3/18 UNM 8, @New Mexico State 6
 3/20 @TCU 10, UNM 2
 3/21 UNM 7, @TCU 4
 3/22 UNM 5, @TCU 3
 3/25 New Mexico State 15, @UNM 2
 3/26 @UNM 13, New Mexico State 1
 3/28 @UNM 12, Vermont 3
 3/29 @UNM 9, Vermont 4
 3/29 @UNM 9, Vermont 4
 3/30 @UNM 8, Vermont 3
 4/1 Isotopes 3, UNM 0 (Ex.)
 4/4 UNM 5, @San Diego State 2
 4/5 UNM 5, @San Diego State 4
 4/6 @San Diego State 3, UNM 2 (11 inn.)
 4/8 @Texas Tech 10, UNM 0
 4/9 UNM 7, @Texas Tech 2
 4/11 %UNM 7, Air Force 1
 4/12 %UNM 26, Air Force 9
 4/13 %UNM 13, Air Force 3
 4/18 @UNM 5, Utah 4
 4/19 @UNM 13, Utah 3
 4/20 &UNM 15, Utah 8
 4/22 @#23 Arizona 4, UNM 1
 4/23 @#23 Arizona 10, UNM 4
 4/25 #16 UC Irvine 5, @UNM 3
 4/26 #16 UC Irvine 11, @UNM 6
 4/27 #16 UC Irvine 12, @UNM 1
 5/1 UNM 9, @BYU 7
 5/2 @BYU 13, UNM 5
 5/3 UNM 15, @BYU 6
 5/9 UNM 6, @UNLV 5
 5/10 UNM 7, @UNLV 4
 5/11 UNM 15, @UNLV 10
 5/16 #24 TCU 8, @UNM 3
 5/16 #24 TCU 14, @UNM 11
 5/17 #24 TCU 13, @UNM 4
 5/21 ^UNM 8, Utah 2
 5/22 ^UNM 3, #21 TCU 2
 5/23 ^#21 TCU 9, UNM 2
 5/24 ^#21 TCU 15, UNM 2
 != at Minneapolis, Minn.
 % = Ricketts Park, Farmington, N.M.
 & = Lobo Field, Albuquerque, N.M.
 ^ = MWC Tournament, Fort Worth, Texas

2009 (37-20, 15-8 MWC) Ray Birmingham

2/20 TAMU-Corpus Christi 13, @UNM 3
 2/21 @UNM 4, TAMU-Corpus Christi 1
 2/21 @UNM 22, TAMU-Corpus Christi 1
 2/22 @UNM 14, TAMU-Corpus Christi 4
 2/24 UNM 13, @Texas Tech 10
 2/25 @Texas Tech 6, UNM 3
 2/27 @UNM 10, Northern Colorado 1
 2/28 @UNM 13, Northern Colorado 5
 2/28 @UNM 23, Northern Colorado 3
 3/1 @UNM 10, Northern Colorado 8
 3/3 UNM 7, @New Mexico State 2
 3/6 @UNM 15, Binghamton 3
 3/7 @UNM 30, Binghamton 2

3/7 @UNM 8, Binghamton 1
 3/8 @UNM 13, Binghamton 3
 3/10 New Mexico State 4, @UNM 5
 3/14 @UNM 6, Air Force 3
 3/14 @UNM 12, Air Force 5
 3/15 @UNM 17, Air Force 2
 3/17 UNM 10, @ #3 Texas A&M 6
 3/18 UNM 9, @ #3 Texas A&M 6
 3/20 @UNM 11, Northwestern 6
 3/21 @UNM 16, Northwestern 12
 3/21 @UNM 10, Northwestern 6
 3/22 @UNM 13, Northwestern 4
 3/26 @UNM 7, BYU 5
 3/27 BYU 15, @UNM 13
 3/28 @UNM 9, BYU 5
 3/31 Texas Tech 8, @UNM 4
 4/1 @UNM 15, Texas Tech 7
 4/3 @ #22 TCU 3, UNM 7
 4/4 @ #22 TCU 4, UNM 2
 4/5 @ #22 TCU 19, UNM 3
 4/9 !UNM 5, @Utah 4 (10 inn.)
 4/10 !UNM 7, @Utah 6 (10 inn.)
 4/11 !UNM 4, @Utah 3 (10 inn.)
 4/14 @Arizona 9, UNM 3
 4/15 @Arizona 13, UNM 5
 4/17 #15 San Diego State 1, @UNM 0
 4/18 @UNM 12, #15 San Diego State 4
 4/19 @UNM 6, #15 San Diego State 5
 4/23 UNM 12, @BYU 2
 4/24-25 @BYU 12, UNM 11
 4/25 @BYU-Cancelled
 4/28 @Nebraska 4, UNM 2
 4/29 @Nebraska 5, UNM 9
 5/1 @UNM 8, UNLV 4
 5/2 UNLV 8, @UNM 6
 5/3 &UNLV 13, @UNM 11 (10 inn.)
 5/8 UNM 7, @Stanford 1
 5/9 @Stanford 17, UNM 5
 5/10 @Stanford 9, UNM 4
 5/11 UNM 11, @Saint Mary's 7
 5/14 UNM 25, @Air Force 7
 5/15 UNM 6, @Air Force 2
 5/16 UNM 19, @Air Force 6
 5/20 ^San Diego State 2, UNM 1
 5/21 ^BYU 5, UNM 1

! = at Ogden, Utah
 & = Lobo Field, Albuquerque, N.M.
 ^ = MWC Tournament, Fort Worth, Texas

2010 (38-22, 14-8 MWC) Ray Birmingham

2/19 @No. 1 Texas 6, UNM 2
 2/20 UNM 6, @No.1 Texas 5
 2/21 UNM 3, @No.1 Texas 1
 2/26 @UNM 7, Northern Colo. 5
 2/27 @UNM 5, Northern Colo. 2
 2/27 Northern Colo. 6, @UNM 5 (10 inn.)
 2/28 @UNM 13, Northern Colo. 5
 3/2 UNM 9, @NMSU 6
 3/3 @NMSU 17, UNM 8
 3/5 UNM 3, @USC 2
 3/7 @USC 6, UNM 2
 3/7 UNM 16, @USC 7
 3/9 NMSU 14, @UNM 10
 3/10 @UNM 13, NMSU 4
 3/12 @UNM 13, Louisiana Tech 10
 3/13 @UNM 15, Louisiana Tech 14 (10 inn.)
 3/13 @UNM 7, Louisiana Tech 6
 3/14 @UNM 12, Louisiana Tech 6
 3/19 Utah 16, @UNM 2
 3/20 @UNM 5, Utah 2
 3/21 Utah 9, @UNM 8
 3/23 @Arizona 10, UNM 4
 3/24 @Arizona 11, UNM 7

3/26 @UNM 12, SDSU 7
 3/27 @UNM 8, SDSU 5
 3/28 @UNM 5, SDSU 4
 4/1 @UNLV 7, UNM 5
 4/2 UNM 7, @UNLV 3
 4/3 UNM 6, @UNLV 2
 4/8 @UNM 11, BYU 5
 4/9 BYU 13, @UNM 5
 4/10 @UNM 10, BYU 9
 4/13 @No. 7 Arkansas 4, UNM 3 (11 inn.)
 4/14 @No. 7 Arkansas 5, UNM 4
 4/16 @UNM 13, Coppin State 3
 4/17 @UNM 8, Coppin State 6
 4/18 !@UNM 29, Coppin State 3
 4/20 San Francisco 9, @UNM 5
 4/21 @UNM 19, San Francisco 4
 4/25 UNM 14, @Air Force 2
 4/25 UNM 6, @Air Force 0
 5/7 No. 8 TCU 3, @UNM 2
 5/8 @UNM 3, No. 8 TCU 2
 5/9 No. 8 TCU 26, @UNM 4
 5/14 !@UNM 10, Delaware State 2
 5/15 !@UNM 19, Delaware State 2
 5/16 !@UNM 16, Delaware State 5
 5/20 @Utah 5, UNM 2
 5/22 UNM 7, @Utah 6
 5/26 ^UNLV 6, UNM 3
 5/27 ^UNM 7, BYU 6
 5/28 ^UNM 10, UNLV 3
 5/28 ^No. 6 TCU 2, UNM 0
 6/4 #UNM 9, Stanford 5
 6/5 #Minnesota 6, UNM 4
 6/6 #@No. 7 Cal State Fullerton 11, UNM 3
 ! = at Lobo Field, Albuquerque, N.M.
 ^ = at MWC Tournament, San Diego, Calif.
 # = at NCAA Fullerton Regional

2011 (20-41, 10-14 MWC) Ray Birmingham

2/18 @ #11 ASU 8, UNM 2
 2/20 @ #11 ASU 8, UNM 1
 2/20 @ #11 ASU 7, UNM 5
 2/22 NMSU 13, @UNM 8
 2/25 Creighton 4, @UNM 3
 2/26 Creighton 4, @UNM 3
 2/26 Creighton 10, @UNM 6
 2/27 Creighton 8, @UNM 7
 3/04 @UNM 13, UTSA 6
 3/05 @UNM 6, UTSA 5
 3/05 UTSA 3, @UNM 1
 3/06 @UNM 8, UTSA 3
 3/08 @NMSU 9, UNM 4
 3/11 @OSU 3, UNM 2
 3/12 @OSU 4, UNM 3
 3/13 @OSU 2, UNM 0
 3/18 @SDSU 7, UNM 4
 3/19 @SDSU 13, UNM 10
 3/20 UNM 6, @SDSU 4
 3/22 @UNM 16, Binghamton 2
 3/23 @UNM 5, Binghamton 4
 3/25 @UNM 3, UNLV 1
 3.26 @UNM 7, UNLV 6
 3/27 @UNM 9, UNLV 7
 3/29 @ #18 Arizona 12, UNM 3
 3/30 @ #18 Arizona 10, UNM 9
 4/01 @Gonzaga 3, UNM 0
 4/02 @Gonzaga 17, UNM 4
 4/03 UNM 6, @Gonzaga 2
 4/08 UNM 10, @ No. 11 TCU 5
 4/09 @ #11 TCU 11, UNM 4
 4/10 @ #11 TCU 6, UNM 2
 4/12 Texas Tech 4, @UNM 1
 4/12 Texas Tech 7, @UNM 6
 4/15 Utah 7, @UNM 1

4/16 Utah 15, @UNM 11
 4/17 Utah 9, @UNM 2
 4/21 UNM 9, @BYU 2
 4/22 UNM 7, @BYU 5
 4/23 @BYU 1, UNM 0
 4/26 @Texas Tech 6, UNM 1
 4/27 UNM 8, @Texas Tech 4
 4/29 @UNLV 8, UNM 0
 4/30 @UNLV 4, UNM 1
 5/1 @UNLV 8, UNM 4
 5/6 @UNM 5, Air Force 0
 5/7 @UNM 10, Air Force 0
 5/8 @UNM 16, Air Force 4
 5/13 @ No. 8 Oklahoma 6, UNM 2
 5/14 @ No. 8 Oklahoma 8, UNM 3
 5/14 @ No. 8 Oklahoma 8, UNM 3
 5/15 @ No. 8 Oklahoma 6, UNM 2
 5/19 #7 TCU 9, @UNM 0
 5/20 #7 TCU 25, @UNM 16
 5/21 #7 TCU 12, @UNM 8
 5/24 UNM 5, BYU 4*
 5/25 UNM 4, TCU 3*
 5/26 UNM 6, Utah 5*
 5/27 UNM 4, TCU 2*
 6/3 \$@ASU 4, UNM 2
 6/4 \$Arkansas 3, UNM 0
 * = MWC Tournament, San Diego, Calif.
 \$ = at NCAA Tempe Regional

2012 (37-24, 18-6 MW) Ray Birmingham

2/17 Nevada 5, @UNM 3
 2/18 @UNM 3, Nevada 2
 2/19 Nevada 9, @UNM 8
 2/24 @UTSA 13, UNM 3
 2/25 UNM 14, @UTSA 7
 2/25 @UTSA 3, UNM 2
 2/26 @UTSA 8, UNM 4
 3/2 No. 16 Oklahoma 7, @UNM 6 (10)
 3/3 No. 16 Oklahoma 10, @UNM 5
 3/4 No. 16 Oklahoma 4, @UNM 0
 3/6 @NMSU 16, UNM 12
 3/9 @UNM 11, No. 22 Gonzaga 6
 3/10 @UNM 2, No. 22 Gonzaga 1 (10)
 3/11 @UNM 4, No. 22 Gonzaga 1
 3/13 NMSU 6, @UNM 2
 3/16 @UNM 11, SDSU 9
 3/17 @UNM 11, SDSU 2
 3/18 @UNM 8, SDSU 6
 3/23 @UNM 9, TCU 8
 3/24 TCU 5, @UNM 4
 3/25 @UNM 12, TCU 7
 3/27 Stephen F. Austin 8, @UNM 7
 3/28 Stephen F. Austin 9, @UNM 5
 3/30 UNM 9, @Fresno State 3
 3/31 UNM 7, @Fresno State 1
 4/1 @Fresno State 4, UNM 3
 4/3 @NMSU 7, UNM 5
 4/5 UNM 19, @Air Force 0
 4/6 UNM 17, @Air Force 2
 4/7 @Air Force 1, UNM 0
 4/9 @UNM 15, No. 21 Arizona State 6
 4/10 No. 21 Arizona State 3, @UNM 1
 4/13 UNM 5, @SDSU 4
 4/14 UNM 11, @SDSU 1
 4/15 @SDSU 4, UNM 3
 4/17 UNM 10, @Texas Tech 3
 4/18 UNM 6, @Texas Tech 4
 4/20 @UNM 6, Florida Gulf Coast 3
 4/21 @UNM 12, Florida Gulf Coast 6
 4/22 @UNM 2, Florida Gulf Coast 1
 4/24 Texas Tech 9, @UNM 5
 4/25 @UNM 14, Texas Tech 13
 4/27 @UNM 11, UNLV 4
 4/28 @UNM 16, UNLV 5

4/29 @UNM 9, UNLV 1
 5/5 @TCU 5, UNM 3
 5/6 @TCU 2, UNM 1
 5/11 @UNLV 11, UNM 4
 5/12 UNM 10, @UNLV 7
 5/13 UNM 11, @UNLV 7
 5/15 @UNM 12, NMSU 10 (11)
 5/17 @UNM 22, Air Force 4
 5/18 @UNM 9, Air Force 1
 5/19 @UNM 11, Air Force 5
 5/24 UNM 13, @UNLV 0*
 5/25 UNM 5, TCU 2*
 5/26 UNM 22, SDSU 3*
 6/1 \$UNM 4, San Diego 0
 6/2 \$@No. 2 UCLA 7, UNM 1
 6/3 \$Creighton 7, UNM 2
 * = MW Tournament, Las Vegas, Nev.
 \$ = at NCAA Los Angeles Regional