



ADAC Formel 4

Result List Race 3

Provisional



Red Bull Ring, Length: 4326 m

Air temperature: 23.5°C

Track temperature: 24.3°C

Weather condition: Dry



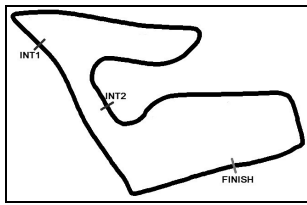
Reg. Nr.: CR 11/2015

Amended
7.6.2015 - 20:35

Sunday 7.6.2015 17:30

started : 36 classified : 31 not classified : 5

#	Competitor	Sponsor	Laps	Total Time	Gap	Kph	Lap	Time	Kph
CI	Drivers	Car							
1	36 Van Amersfoort Racing J.Mawson(AUS)	ADAC Formel 4 powered by Abarth	7	27:36.752		65,8	6	1:35.060	163,8
2	28 HTP Juniorteam J.Esmeijer(NLD)	ADAC Formel 4 powered by Abarth	7	27:37.529	0.777	65,8	6	1:35.011	163,9
3	5 ADAC Berlin-Brandenburg e.V. R D.Beckmann(DEU)	ADAC Formel 4 powered by Abarth	7	27:38.195	1.443	65,7	5	1:35.173	163,6
4	10 Motopark M.Waldherr(DEU)	ADAC Formel 4 powered by Abarth	7	27:38.451	1.699	65,7	5	1:34.267	165,2
5	9 Motopark R J.Cecotto(VEN)	ADAC Formel 4 powered by Abarth	7	27:38.902	2.150	65,7	5	1:34.732	164,4
6	1 Neuhauser Racing K.Schramm(DEU)	ADAC Formel 4 powered by Abarth	7	27:39.409	2.657	65,7	5	1:35.005	163,9
7	6 ADAC Berlin-Brandenburg e.V. R M.Ortmann(DEU)	ADAC Formel 4 powered by Abarth	7	27:40.027	3.275	65,7	5	1:35.299	163,4
8	29 Race Performance L.Mauron(CHE)	ADAC Formel 4 powered by Abarth	7	27:41.464	4.712	65,6	6	1:34.671	164,5
9	31 Team Scheider R Y.Shlom(RUS)	ADAC Formel 4 powered by Abarth	7	27:42.263	5.511	65,6	6	1:35.469	163,1
10	13 Team piroports C.Piro(DEU)	ADAC Formel 4 powered by Abarth	7	27:42.809	6.057	65,6	6	1:35.650	162,8
11	17 Jenzer Motorsport R A.Hoti(DEU)	ADAC Formel 4 powered by Abarth	7	27:44.572	7.820	65,5	4	1:36.572	161,3
12	38 Liqui Moly Team Engstler R L.Engstler(DEU)	ADAC Formel 4 powered by Abarth	7	27:45.200	8.448	65,5	4	1:36.188	161,9
13	14 Jenzer Motorsport GmbH M.Müller-Crepon(DEU)	ADAC Formel 4 powered by Abarth	7	27:45.805	9.053	65,4	5	1:35.490	163,1
14	44 RS Competition R G.Rupp(DEU)	ADAC Formel 4 powered by Abarth	7	27:46.583	9.831	65,4	5	1:36.089	162,1
15	18 SMG Swiss Motorsport Group G.Maggi(CHE)	ADAC Formel 4 powered by Abarth	7	27:47.080	10.328	65,4	4	1:35.927	162,3
16	20 SMG Swiss Motorsport Group N.Rogivue(CHE)	ADAC Formel 4 powered by Abarth	7	27:47.944	11.192	65,4	4	1:35.712	162,7
17	23 Race Performance A.Valente(CHE)	ADAC Formel 4 powered by Abarth	7	27:48.760	12.008	65,3	5	1:35.634	162,8
18	8 Motopark R J.Fittje(DEU)	ADAC Formel 4 powered by Abarth	7	27:49.301	12.549	65,3	5	1:35.030	163,9
19	15 Jenzer Motorsport D.Kolkmann(DEU)	ADAC Formel 4 powered by Abarth	7	27:49.657	12.905	65,3	5	1:35.670	162,8
20	27 HTP Juniorteam M.Dienst(DEU)	ADAC Formel 4 powered by Abarth	7	27:50.242	13.490	65,3	6	1:35.115	163,7
21	66 Lechner Racing M.Lenerz(DEU)	ADAC Formel 4 powered by Abarth	7	27:51.322	14.570	65,2	5	1:34.569	164,7
22	46 Team Scheider M.Auricchio(BRA)	ADAC Formel 4 powered by Abarth	7	27:51.985	15.233	65,2	6	1:35.833	162,5
23	34 Team piroports R T.Wolf(DEU)	ADAC Formel 4 powered by Abarth	7	27:52.681	15.929	65,2	6	1:34.953	164,0
24	77 Job van Uitert R J.Van Uitert(NLD)	ADAC Formel 4 powered by Abarth	7	27:53.398	16.646	65,1	4	1:36.234	161,8
25	3 ADAC Berlin-Brandenburg e.V. R B.Mazatis(DEU)	ADAC Formel 4 powered by Abarth	7	27:54.383	17.631	65,1	5	1:37.335	160,0



ADAC Formel 4

Result List Race 3

Provisional



Red Bull Ring, Length: 4326 m

Air temperature: 23.5°C

Track temperature: 24.3°C

Weather condition: Dry



Reg. Nr.: CR 11/2015

Amended
7.6.2015 - 20:35

Sunday 7.6.2015 17:30

started : 36 classified : 31 not classified : 5

#	Competitor	Sponsor	Laps	Total Time	Gap	Kph	Lap	Time	Kph
CI	Drivers	Car							
26	12 ADAC Berlin-Brandenburg e.V. R T.Preining(AUT)	ADAC Formel 4 powered by Abarth	7	27:56.064	19.312	65,0	5	1:37.591	159,6
27	21 Liqui Moly Team Engstler R M.Halder(DEU)	ADAC Formel 4 powered by Abarth	7	27:56.796	20.044	65,0	6	1:39.288	156,9
28	24 Robin Brezina R R.Brezina(DEU)	ADAC Formel 4 powered by Abarth	7	28:09.320	32.568	64,5	7	1:37.880	159,1
29	16 Jenzer Motorsport M.Böckmann(DEU)	ADAC Formel 4 powered by Abarth	7	28:10.617	33.865	64,5	5	1:34.754	164,4
30	4 ADAC Berlin-Brandenburg e.V. R.Shwartzman(RUS)	ADAC Formel 4 powered by Abarth	7	28:13.273	36.521	64,4	5	1:34.935	164,0
31	22 Lechner Racing F.Janits(AUT)	ADAC Formel 4 powered by Abarth	7	28:41.562	1:04.810	63,3	4	1:35.964	162,3

not classified

- 19 SMG Swiss Motorsport Group
M.Drudi(ITA) ADAC Formel 4 powered by Abarth
- 2 Neuhauser Racing
T.Zimmermann(DEU) ADAC Formel 4 powered by Abarth
- 99 Prema Powerteam SRL
R.Aron(EST) ADAC Formel 4 powered by Abarth
- 7 Motopark
J.Eriksson(SWE) ADAC Formel 4 powered by Abarth
- 32 Prema Powerteam SRL
R G.Zhou(CHN) ADAC Formel 4 powered by Abarth

Fastest lap of the race. Car 10 driver Waldherr on lap 5. Time 1:34.267, average speed 165,2 km/h.

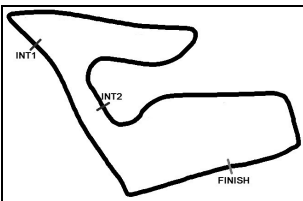
Following stewards decision no.75, 76. 84 drive trough penalty in exchange a time penalty of 30 seconds for car no.22, 4.16

Subject to final scrutineering!

Publications Time:

Clerk of the course:

Time Keeping:



Red Bull Ring, Length: 4326 m

ADAC Formel 4

Lap chart Race 3

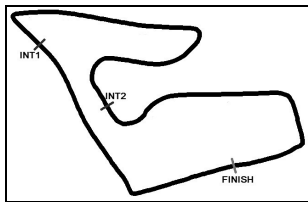
Provisional



Sunday 7.6.2015 17:30

POS	1	2	3	4	5	6	7	8	9	10	11	12	13	14	15	16	17	18	19	20	21	22	23	24	25	26	27	28	29	30	31	32	33	34	35	36	37
LAP 1	36	5	4	28	16	9	1	.24	6	17	29	31	77	10	22	38	13	44	20	18	15	14	23	21	8	46	66	3	27	34	12						
LAP 2	36	28	5	4	10	16	9	6	1	17	77	31	29	22	38	13	44	20	18	15	14	23	21	8	46	66	3	27	34	12	24						
LAP 3	36	28	5	4	10	16	9	6	1	17	77	31	29	22	38	13	44	20	18	15	14	23	21	8	46	66	3	27	34	12	24						
LAP 4	36	28	5	4	10	9	16	1	6	17	77	29	31	22	38	13	20	44	18	14	23	15	8	66	46	27	24	34	21	3	12						
LAP 5	36	28	5	4	10	9	16	1	6	29	17	77	22	31	38	13	44	18	14	20	23	15	8	66	46	27	34	3	12	21	.24						
LAP 6	36	28	5	10	4	9	1	6	16	29	31	13	17	38	14	44	18	20	23	8	15	66	27	46	34	77	3	22	12	21	24						
LAP 7	36	28	5	10	9	1	6	16	29	31	13	4	17	38	14	44	18	20	23	8	15	27	66	46	34	77	3	12	21	24	.22						

.. - PIT STOP ' - LAP BEHIND



ADAC Formel 4

Lap Analysis Race 3

Provisional



Reg. Nr.: CR 11/2015

Sunday 7.6.2015 17:30

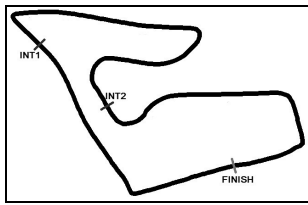
Red Bull Ring, Length: 4326 m

Air temperature: 27.8°C

Track temperature: 30.6°C

Weather condition: Dry

Lap	Time	SE1	SP1	SE2	SP2	SE3	SP3	Lap	Time	SE1	SP1	SE2	SP2	SE3	SP3
1 Kim Luis Schramm, DEU ,								theoretical besttime: 1:34.822							
1	2:33.244	31.645	197	55.119	115	1:06.480	23	5	1:35.005	24.566	213	41.651	162	28.788	191
2	16:07.954	14:10.717	95	1:07.756	85	49.481	100	6	1:35.470	24.383	213	41.687	159	29.400	192
3	2:25.615	35.169	135	58.522	96	51.924	191	7	1:45.500	25.397	210	42.933	149	37.170	120
4	1:36.621	24.648	215	42.437	169	29.536	189								
3 Benjamin Mazatis, DEU ,								theoretical besttime: 1:35.809							
1	16:14.253	36.073	163	1:07.613	108	14:30.567	93	5	1:37.335	25.058	210	43.015	153	29.262	190
2	2:44.059	48.658	81	1:02.844	103	52.557	95	6	1:37.824	27.073	205	41.933	160	28.818	192
3	2:17.433	37.067	78	50.827	81	49.539	189	7	1:43.007	25.643	203	43.786	152	33.578	106
4	1:40.472	25.169	212	44.770	142	30.533	186								
4 Robert Shwartzman, RUS ,								theoretical besttime: 1:34.731							
1	2:19.958	29.590	207	54.242	98	56.126	49	5	1:34.935	24.301	214	42.098	159	28.536	192
2	16:17.486	14:20.805	93	1:07.500	87	49.181	127	6	1:37.691	24.278	215	43.611	145	29.802	189
3	2:27.965	34.259	143	1:00.290	107	53.416	188	7	1:49.612	27.682	139	48.258	133	33.672	113
4	1:35.626	24.926	210	41.917	158	28.783	192								
5 David Beckmann, DEU ,								theoretical besttime: 1:34.579							
1	2:19.032	28.696	209	54.442	101	55.894	54	5	1:35.173	24.674	210	41.958	162	28.541	191
2	16:17.842	14:21.201	98	1:07.511	87	49.130	122	6	1:36.163	24.486	210	43.264	164	28.413	191
3	2:28.074	34.224	144	1:00.446	98	53.404	187	7	1:46.407	24.259	211	44.658	154	37.490	112
4	1:35.504	24.637	212	41.907	158	28.960	188								
6 Mike David Ortmann, DEU ,								theoretical besttime: 1:34.716							
1	2:36.263	32.211	194	55.471	118	1:08.581	22	5	1:35.299	24.551	214	42.171	156	28.577	191
2	16:04.532	14:07.274	99	1:07.546	93	49.712	99	6	1:35.533	24.634	211	41.588	153	29.311	188
3	2:25.765	34.995	144	58.697	100	52.073	188	7	1:45.584	25.034	210	43.901	151	36.649	114
4	1:37.051	24.947	208	42.813	153	29.291	190								
8 Jannes Fittje, DEU ,								theoretical besttime: 1:34.763							
1	16:11.859	36.367	162	1:07.975	109	14:27.517	89	5	1:35.030	24.690	213	41.750	165	28.590	191
2	2:43.353	47.735	83	1:03.067	90	52.551	125	6	1:36.759	24.524	216	43.092	153	29.143	190
3	2:19.260	36.022	130	53.157	87	50.081	187	7	1:46.769	24.423	214	46.983	147	35.363	109
4	1:36.271	25.143	210	42.387	158	28.741	191								
9 Jonathan Cecotto, VEN ,								theoretical besttime: 1:34.726							
1	2:31.079	30.997	207	54.827	116	1:05.255	25	5	1:34.732	24.438	214	41.833	163	28.461	191
2	16:08.509	14:11.612	97	1:07.521	92	49.376	109	6	1:36.676	24.432	212	42.557	155	29.687	188
3	2:26.579	35.425	133	58.638	100	52.516	190	7	1:45.144	24.966	211	43.131	150	37.047	119
4	1:36.183	24.781	215	42.624	160	28.778	193								
10 Michael Waldherr, DEU ,								theoretical besttime: 1:34.201							
1	7:26.133	35.069	163	1:01.622	109	5:49.442		5	1:34.267	24.293	214	41.671	163	28.303	194
2	11:11.617	9:15.091	100	1:07.693	88	48.833	118	6	1:36.729	24.333	216	43.235	160	29.161	192
3	2:27.758	34.992	142	59.761	109	53.005	188	7	1:45.436	24.227	214	44.239	149	36.970	115
4	1:36.511	24.779	215	42.981	163	28.751	192								
12 Thomas Preining, AUT ,								theoretical besttime: 1:36.676							
1	16:17.286	37.573	160	1:13.036	127	14:26.677	78	5	1:37.591	25.391	210	42.784	158	29.416	190
2	2:42.833	48.112	62	1:02.106	101	52.615	92	6	1:38.207	26.768	189	42.859	163	28.580	191
3	2:16.326	37.105	61	50.722	83	48.499	191	7	1:43.836	26.758	150	44.924	152	32.154	139
4	1:39.985	25.312	212	43.698	150	30.975	187								



ADAC Formel 4

Lap Analysis Race 3

Provisional



Red Bull Ring, Length: 4326 m

Air temperature: 27.8°C

Track temperature: 30.6°C

Weather condition: Dry



Reg. Nr.: CR 11/2015

Sunday 7.6.2015 17:30

Lap	Time	SE1	SP1	SE2	SP2	SE3	SP3	Lap	Time	SE1	SP1	SE2	SP2	SE3	SP3
13	Cedric Piro, DEU ,							theoretical besttime: 1:34.796							
1	16:03.703	38.038	174	1:13.715	120	14:11.950		5	1:36.618	24.617	213	42.877	169	29.124	192
2	2:42.583	48.357	90	1:05.111	87	49.115	125	6	1:35.650	25.299	211	42.070	164	28.281	191
3	2:23.324	37.274	132	56.211	97	49.839	190	7	1:44.634	24.445	214	44.701	151	35.488	112
4	1:36.297	25.001	214	42.660	158	28.636	191								

14	Moritz Müller-Crepon, DEU ,							theoretical besttime: 1:35.419							
1	16:09.041	35.898	169	1:07.279	105	14:25.864	69	5	1:35.490	24.427	212	42.230	159	28.833	187
2	2:42.070	47.356	74	1:03.813	102	50.901	145	6	1:36.487	24.805	214	42.865	154	28.817	190
3	2:21.050	36.548	136	54.998	88	49.504	191	7	1:45.311	24.403	214	46.668	145	34.240	116
4	1:36.356	24.965	210	42.605	160	28.786	189								

15	David Kolkman, DEU ,							theoretical besttime: 1:35.467							
1	16:08.252	35.269	164	1:01.848	110	14:31.135	65	5	1:35.670	24.781	210	42.192	158	28.697	189
2	2:42.113	47.277	81	1:04.041	96	50.795	143	6	1:37.349	24.578	212	43.179	158	29.592	190
3	2:21.483	36.419	128	55.449	82	49.615	188	7	1:46.897	24.641	209	46.965	141	35.291	113
4	1:37.893	25.399	211	43.406	158	29.088	189								

16	Marek Böckmann, DEU ,							theoretical besttime: 1:34.602							
1	2:29.184	30.529	205	54.737	114	1:03.918	27	5	1:34.754	24.554	211	41.633	163	28.567	191
2	16:09.741	14:12.898	101	1:07.684	88	49.159	112	6	1:37.046	24.402	212	41.992	161	30.652	185
3	2:27.009	34.803	148	59.531	108	52.675	190	7	1:45.780	24.748	208	44.421	151	36.611	113
4	1:37.103	24.773	213	43.116	153	29.214	190								

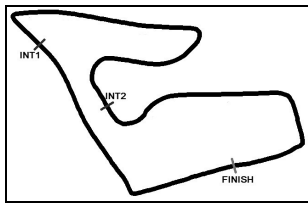
17	Arlind Hoti, DEU ,							theoretical besttime: 1:35.315							
1	2:41.164	32.954	205	55.928	113	1:12.282	19	5	1:36.914	24.873	212	42.126	155	29.915	172
2	16:00.653	14:03.829	85	1:07.541	86	49.283	108	6	1:38.659	27.546	211	42.504	156	28.609	190
3	2:25.474	35.479	107	58.066	98	51.929	190	7	1:45.136	24.580	213	46.412	142	34.144	124
4	1:36.572	24.972	213	42.481	152	29.119	191								

18	Giorgio Maggi, CHE ,							theoretical besttime: 1:35.616							
1	16:06.908	34.924	167	59.179	115	14:32.805	50	5	1:36.328	24.284	217	43.197	161	28.847	189
2	2:42.813	47.998	80	1:04.241	92	50.574	137	6	1:37.344	24.643	212	43.873	158	28.828	191
3	2:21.705	36.675	125	55.289	89	49.741	190	7	1:46.055	24.615	194	46.821	136	34.619	115
4	1:35.927	24.582	214	42.504	158	28.841	192								

20	Nikolaj Rogivue, CHE ,							theoretical besttime: 1:35.709							
1	16:05.400	34.940	165	58.542	120	14:31.918	50	5	1:37.580	24.712	212	42.319	156	30.549	174
2	2:43.053	48.596	85	1:04.550	87	49.907	137	6	1:37.177	25.327	210	42.897	162	28.953	192
3	2:22.527	37.078	116	55.680	89	49.769	189	7	1:46.495	24.661	195	46.778	133	35.056	116
4	1:35.712	24.613	214	42.322	157	28.777	191								

21	Michelle Halder, DEU ,							theoretical besttime: 1:38.809							
1	16:11.287	37.288	162	1:10.865	117	14:23.134	92	5	1:39.624	25.231	208	44.373	145	30.020	189
2	2:42.515	47.455	86	1:02.929	79	52.131	135	6	1:39.288	25.710	193	43.696	146	29.882	189
3	2:20.472	36.141	132	53.912	77	50.419	185	7	1:42.160	25.400	176	44.886	145	31.874	134
4	1:41.450	25.509	212	45.070	139	30.871	187								

22	Florian Janits, AUT ,							theoretical besttime: 1:35.532							
1	16:01.791	34.887	162	1:01.334	111	14:25.570		5	1:36.663	25.056	212	42.416	157	29.191	191
2	2:43.396	48.603	107	1:05.688	94	49.105	109	6	1:50.231	39.329	207	42.598	165	28.304	192
3	2:23.599	37.042	124	56.456	97	50.101	192	7	1:59.918	27.077	166	44.873	147	47.968	
4	1:35.964	24.877	214	42.351	158	28.736	188								



ADAC Formel 4

Lap Analysis Race 3

Provisional



Red Bull Ring, Length: 4326 m

Air temperature: 27.8°C

Track temperature: 30.6°C

Weather condition: Dry



Reg. Nr.: CR 11/2015

Sunday 7.6.2015 17:30

Lap	Time	SE1	SP1	SE2	SP2	SE3	SP3	Lap	Time	SE1	SP1	SE2	SP2	SE3	SP3
23	Alain Valente, CHE ,							theoretical besttime: 1:35.421							
1	16:10.266	36.188	172	1:02.700	118	14:31.378	82	5	1:35.634	24.730	208	42.046	158	28.858	189
2	2:42.023	46.851	72	1:04.009	83	51.163	140	6	1:37.029	24.870	210	43.251	160	28.908	193
3	2:20.412	36.195	135	54.644	81	49.573	188	7	1:46.929	24.517	201	47.089	131	35.323	113
4	1:36.467	24.869	209	42.731	157	28.867	191								

24	Robin Brezina, DEU ,							theoretical besttime: 1:36.885							
1	2:33.621	32.631	191	1:09.880	108	51.110		5	1:43.575	26.373	206	43.076	159	34.126	
2	16:27.286	14:40.266	198	54.285	104	52.735	89	6	1:53.216	41.493	205	42.624	153	29.099	188
3	2:15.786	36.889	62	50.624	83	48.273	192	7	1:37.880	25.478	203	43.156	152	29.246	185
4	1:37.956	25.162	210	43.038	155	29.756	186								

27	Marvin Dienst, DEU ,							theoretical besttime: 1:35.061							
1	16:15.232	37.364	163	1:11.359	108	14:26.509	65	5	1:35.977	24.815	213	42.529	161	28.633	192
2	2:43.712	48.430	85	1:02.650	99	52.632	94	6	1:35.115	24.620	215	41.808	162	28.687	193
3	2:16.870	36.927	75	51.037	77	48.906	189	7	1:47.044	24.762	180	47.285	144	34.997	119
4	1:36.292	24.958	213	42.554	162	28.780	192								

28	Janneau Esmeijer, NLD ,							theoretical besttime: 1:34.797							
1	2:27.176	29.612	208	54.846	107	1:02.718	37	5	1:35.169	24.333	214	42.008	161	28.828	191
2	16:08.499	14:12.074	107	1:07.780	98	48.645	131	6	1:35.011	24.413	214	42.089	163	28.509	192
3	2:28.932	34.332	149	1:00.787	103	53.813	188	7	1:47.621	24.329	215	45.432	152	37.860	113
4	1:35.121	24.605	213	41.959	161	28.557	191								

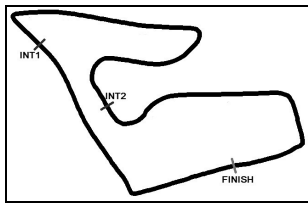
29	Lucas Mauron, CHE ,							theoretical besttime: 1:34.458							
1	2:53.865	33.540	199	57.071	119	1:23.254	16	5	1:36.022	25.119	209	42.324	158	28.579	190
2	15:50.524	13:55.045	115	1:06.062	92	49.417	112	6	1:34.671	24.459	211	41.420	159	28.792	178
3	2:24.130	36.249	126	56.927	111	50.954	188	7	1:46.518	24.716	214	45.076	146	36.726	114
4	1:35.734	24.573	214	42.408	156	28.753	193								

31	Yan Leon Shlom, RUS ,							theoretical besttime: 1:34.759							
1	3:04.477	33.864	194	58.739	123	1:31.874	15	5	1:37.179	25.552	207	42.288	161	29.339	189
2	15:38.911	13:42.391	93	1:07.301	94	49.219	106	6	1:35.469	25.280	207	41.588	166	28.601	189
3	2:24.690	35.769	125	57.635	125	51.286	190	7	1:44.956	24.643	210	44.955	149	35.358	113
4	1:36.581	24.570	216	43.027	154	28.984	189								

34	Toni Wolf, DEU ,							theoretical besttime: 1:34.401							
1	16:16.000	37.582	166	1:11.959	128	14:26.459	75	5	1:35.270	25.239	210	41.801	155	28.230	190
2	2:43.465	48.359	74	1:02.787	95	52.319	90	6	1:34.953	24.820	211	41.743	157	28.390	192
3	2:16.751	37.210	66	50.835	83	48.706	191	7	1:47.736	24.428	211	47.472	130	35.836	112
4	1:38.506	25.149	214	43.812	149	29.545	191								

36	Joey Mawson, AUS ,							theoretical besttime: 1:35.012							
1	2:18.298	28.558	197	53.976	101	55.764	54	5	1:35.315	24.700	206	41.983	161	28.632	188
2	16:16.605	14:20.014	113	1:07.857	101	48.734	135	6	1:35.060	24.728	207	41.871	163	28.461	188
3	2:29.040	34.095	151	1:01.301	103	53.644	187	7	1:47.333	24.712	209	44.681	142	37.940	122
4	1:35.101	24.697	207	41.854	165	28.550	188								

38	Luca Engstler, DEU ,							theoretical besttime: 1:35.834							
1	16:02.277	33.053	187	56.885	126	14:32.339		5	1:36.661	24.730	211	43.047	159	28.884	191
2	2:43.476	48.978	110	1:05.367	99	49.131	116	6	1:37.764	25.739	206	43.414	153	28.611	191
3	2:23.566	37.262	124	56.367	96	49.937	189	7	1:45.268	24.496	212	46.664	145	34.108	115
4	1:36.188	24.791	210	42.727	151	28.670	189								



ADAC Formel 4

Lap Analysis Race 3

Provisional



Red Bull Ring, Length: 4326 m

Air temperature: 27.8°C

Track temperature: 30.6°C

Weather condition: Dry

DMSB Deutscher Motor-Sport Bund e.V. Reg. Nr.: CR 11/2015

Sunday 7.6.2015 17:30

Lap	Time	SE1	SP1	SE2	SP2	SE3	SP3	Lap	Time	SE1	SP1	SE2	SP2	SE3	SP3
44 Glenn Rupp, DEU ,								theoretical besttime: 1:35.773							
1	16:05.297	33.822	198	57.519	123	14:33.956	40	5	1:36.089	24.502	215	42.532	157	29.055	188
2	2:42.104	47.810	90	1:04.775	84	49.519	122	6	1:37.576	24.856	199	43.976	156	28.744	192
3	2:22.885	37.185	133	55.968	84	49.732	188	7	1:45.854	24.497	212	46.709	140	34.648	109
4	1:36.778	25.082	211	42.773	153	28.923	190								
46 Mauro Auricchio, BRA ,								theoretical besttime: 1:35.654							
1	16:12.237	35.108	163	59.404	119	14:37.725	89	5	1:35.836	24.931	208	42.210	163	28.695	189
2	2:43.587	47.826	84	1:02.984	94	52.777	122	6	1:35.833	24.850	209	42.154	159	28.829	191
3	2:18.966	35.879	133	53.145	81	49.942	185	7	1:48.287	24.805	195	47.815	132	35.667	112
4	1:37.239	25.087	214	42.532	154	29.620	191								
66 Marcel Lenerz, DEU ,								theoretical besttime: 1:34.569							
1	16:13.003	36.603	160	1:10.276	133	14:26.124	107	5	1:34.569	24.368	216	41.840	161	28.361	193
2	2:44.914	49.096	81	1:03.024	100	52.794	91	6	1:37.026	24.819	215	42.697	155	29.510	189
3	2:17.058	36.682	85	51.175	76	49.201	190	7	1:48.205	25.339	185	47.302	129	35.564	124
4	1:36.547	25.103	217	42.720	159	28.724	192								
77 Job Van Uitert, NLD ,								theoretical besttime: 1:36.008							
1	3:30.569	35.623	170	1:02.637	114	1:52.309	19	5	1:37.143	25.288	209	42.692	154	29.163	189
2	15:12.031	13:15.363	102	1:07.412	91	49.256	106	6	1:49.809	38.310	202	42.617	160	28.882	189
3	2:25.254	35.433	121	58.084	100	51.737	190	7	1:42.358	24.916	209	42.856	151	34.586	120
4	1:36.234	24.764	212	42.362	155	29.108	191								