

CRYSTAL SKATE of ROMANIA



International Novice, Junior and Senior Figure Skating

Brasov October 21th – 26 th, 2014



INTERNATIONAL SKATING UNION

PROTOCOL



FEDERATIA ROMANA DE PATINAJ



Crystal Skate



PATINOARUL OLIMPIC BRASOV INTRAREA LIBERA

CRYSTAL SKATE OF ROMANIA

RESULTS

SENIOR LADY FINAL RESULT

Pl. Name	Nation	Total Score	SP	FS
1 JULIA SAUTER	ROU	111.46	3	1
2 CAROL BRESSANUTTI	ITA	110.97	1	2
3 KWAK MIN JEONG	KOR	102.93	2	3
4 IM SO YEON	KOR	89.97	5	4
Withdrawn				
NIKA CERIC	SLO	31.96	4	
ZSELYKE ALETTA KENEZ	ROU			


ALEXANDER PENCHEV ISU

Referee

Printed: 10/26/2014 2:16:39PM

MAGDALENA RUSIECKA ISU

Technical Controller



CRYSTAL SKATE OF ROMANIA

RESULTS

JUNIOR LADY FINAL RESULT

Pl. Name	Nation	Total Score	SP	FS
1 DAISY VREENEGOOR	NED	92.36	1	1
2 REGINA GLAZMAN	KAZ	83.94	2	3
3 LENA SLAGTER	NED	83.28	4	2
4 ZHANSAYA ADYKHANOVA	KAZ	73.50	3	4
5 DANA TURSUMBAYEVA	KAZ	67.40	5	5

ALEXANDER PENCHEV ISU

Referee

Printed: 10/26/2014 12:12:25PM

MAGDALENA RUSIECKA ISU

Technical Controller

M. Rusiecka

CRYSTAL SKATE OF ROMANIA

RESULTS

JUNIOR MAN FINAL RESULT

Pl. Name	Nation	Total Score	SP	FS
1 SLAVIK HAYRAPETYAN	ARM	156.67	1	1
2 CARLO VITTORIO PALERMO	ITA	141.50	2	2
3 ALESSANDRO FADINI	ITA	117.42	3	3
4 JARI KESSLER	ITA	106.93	6	5
5 MANUEL DRECHSLER	AUT	105.22	7	4
6 MICHEL TSIBA	NED	101.57	4	6
7 DANYAR ADYLOV	KAZ	98.68	5	7

ALEXANDER PENCHEV ISU

Referee

Printed: 10/26/2014 1:24:35PM

MAGDALENA RUSIECKA ISU

Technical Controller

M. Rusiecka

CRYSTAL SKATE OF ROMANIA

RESULTS

NOVICE ADV LADY FINAL RESULT

Pl. Name	Nation	Total Score	SP	FS
1 BANG JEE WON	KOR	74.49	4	1
2 FRANCESCA CAPOMOLLA	ITA	74.38	2	2
3 AMANDA STAN	ROU	70.02	3	3
4 YOON SEOYOUNG	KOR	69.52	1	4
5 PARK JI HYE	KOR	60.40	5	5
6 DANIELA IPSARIDES	CYP	40.94	6	6

ALEXANDER PENCHEV ISU

Referee

Printed: 10/25/2014 11:45:49AM

MAGDALENA RUSIECKA ISU

Technical Controller



CRYSTAL SKATE OF ROMANIA

RESULTS


NOVICE ADV MAN FINAL RESULT

Pl. Name	Nation	Total Score	SP	FS
1 DANIEL GRASSL	ITA	90.88	1	1

ALEXANDER PENCHEV ISU

Referee

Printed: 10/25/2014 11:56:33AM



MAGDALENA RUSIECKA ISU

Technical Controller



CRYSTAL SKATE OF ROMANIA

RESULTS


NOVICE BASIC A GIRLS FINAL RESULT

Pl. Name	Nation	Total Score	FS
1 RAMONA ANDREEA VOICU	ROU	39.20	1
2 ANDREEA URECHE	ROU	38.68	2
3 ADELA OSMAN	ROU	28.51	3
4 CRISTINA STOICA	ROU	27.08	4
5 ANDREEA DENISA COMANESCU	ROU	26.72	5
6 DIANA CIMPOCA	ROU	25.80	6
7 ZEA ANTONIOU	CYP	18.37	7

ALEXANDER PENCHEV ISU

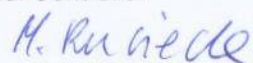
Referee

Printed: 10/23/2014 12:45:51PM



MAGDALENA RUSIECKA ISU

Technical Controller



CRYSTAL SKATE OF ROMANIA

RESULTS

NOVICE BASIC B GIRLS FINAL RESULT

Pl. Name	Nation	Total Score	FS
1 ANA CATANA	ROU	32.89	1
2 IRINA MARIA PREDA	ROU	29.61	2
3 BIANCA ENACHE	ROU	27.61	3
4 CRISTINA MARIA SILCA	ROU	27.38	4

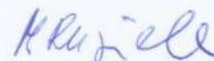
ALEXANDER PENCHEV ISU

Referee

Printed: 10/23/2014 1:14:56PM

MAGDALENA RUSIECKA ISU

Technical Controller



CRYSTAL SKATE OF ROMANIA

SENIOR LADY

OLIMPIC SKATE RINK BRASOV

Short Program

Free Skating

Size of Skating Area	:	30m*60m
Ice Conditions	:	very good
Number of Entries	:	6
Number of Participants	:	6

Entry Withdrawn :

Short Program

Duration : 2:50 Max.

Segment Factor : 1.00

Program Component Factors	Skating Skills	0.80
	Transitions/Linking Footwork/Movement	0.80
	Performance/Execution	0.80
	Choreography/Composition	0.80
	Interpretation	0.80

Free Skating

Duration : 4:00 +- 10 Sec.

Segment Factor : 1.00

Program Components Factors	Skating Skills	1.60
	Transitions/Linking Footwork/Movement	1.60
	Performance/Execution	1.60
	Choreography/Composition	1.60
	Interpretation	1.60

CRYSTAL SKATE OF ROMANIA

ENTRY LIST

SENIOR LADY

	Name(s)	Nation	
1	CAROL BRESSANUTTI	ITA	1
2	KWAK MIN JEONG	KOR	2
3	IM SO YEON	KOR	2
4	ZSELYKE ALETTA KENEZ	ROU	3
5	JULIA SAUTER	ROU	3
6	NIKA CERIC	SLO	4

printed at: 10/25/2014 4:23:29PM

CRYSTAL SKATE OF ROMANIA

STARTING ORDER

SENIOR LADY SHORT PROGRAM

Starting Number	Name	Nation
1	IM SO YEON	KOR
2	JULIA SAUTER	ROU
3	ZSELYKE ALETTA KENEZ	ROU
4	KWAK MIN JEONG	KOR
5	NIKA CERIC	SLO
6	CAROL BRESSANUTTI	ITA

printed at: 10/25/2014 4:23:34PM

CRYSTAL SKATE OF ROMANIA

PANEL OF JUDGES

SENIOR LADY - SHORT PROGRAM

Officials

Technical Controller	MAGDALENA RUSIECKA	ISU
Technical Specialist	FILIP STILLER	SWE
Assistant Technical Specialist	GRETY MARTON	ISU

Judges

Referee	ALEXANDER PENCHEV	ISU
Judges	ANDREEA GMELIN	ISU
	UBAVKA NOVAKOVITCH KUTINOU	ISU
	ALEXANDER PENCHEV	ISU
	AGNIESZKA SWIDERSKA	POL
	DIANA BODI	ROU

Data/Replay Operator

	DZIANIS SAROKIN	ISU
	COSTIN GHEORGHE	ROU

CRYSTAL SKATE OF ROMANIA

RESULTS

SENIOR LADY AFTER SHORT PROGRAM

Pl.	Name	Nation	Total Score	SP	FS
1	CAROL BRESSANUTTI	ITA	41.28	1	
2	KWAK MIN JEONG	KOR	36.51	2	
3	JULIA SAUTER	ROU	34.17	3	
4	NIKA CERIC	SLO	31.96	4	
5	IM SO YEON	KOR	31.68	5	
Withdrawn					
	ZSELYKE ALETTA KENEZ	ROU			

ALEXANDER PENCHEV ISU

Referee

Printed: 10/25/2014 4:23:40PM

MAGDALENA RUSIECKA ISU

Technical Controller

SENIOR LADY

RESULT DETAILS SHORT PROGRAM

Pl.	Name	Nation	Total Segment Score =	Total Element Score +	Tot. Prog. Comp. Score * +	SS	TR	PE	CH	IN	Deduct. -
1	CAROL BRESSANUTTI	ITA	41.28	22.16	20.12	5.08	4.83	5.00	5.17	5.08	1.00
2	KWAK MIN JEONG	KOR	36.51	18.23	18.28	4.67	4.33	4.67	4.50	4.67	0.00
3	JULIA SAUTER	ROU	34.17	17.09	17.08	4.50	4.17	4.17	4.25	4.25	0.00
4	NIKA CERIC	SLO	31.96	15.76	17.20	4.33	4.00	4.42	4.33	4.42	1.00
5	IM SO YEON	KOR	31.68	17.30	16.38	4.25	3.83	4.00	4.08	4.33	2.00

SS = Skating Skills TR = Transitions/Linkage PE = Performance/Execution CH = Choreography/Composition IN= Interpretation

* = factored score

Printed: 10/25/2014 4:23:46PM

CRYSTAL SKATE OF ROMANIA

SENIOR LADY SHORT PROGRAM

JUDGES DETAILS PER SKATER

Rank	Name	Nation	Starting Number	Total Segment Score	Total Element Score	Program Score (factored)	Total Component Score (factored)	Total Deductions
1	CAROL BRESSANUTTI	ITA	6	41.28	22.16		20.12	1.00

#	Executed Elements	Info	Base Value	GOE	J1	J2	J3	J4	J5	J6	J7	J8	J9	Ref	Scores of Panel
1	3S		4.20	0.00	-1	0	0	0	0						4.20
2	3T+COMBO		4.10	-2.10	-3	-3	-3	-3	-3						2.00
3	2A		3.30	-0.67	-1	-1	-1	-2	-2						2.63
4	FCSp4		3.20	0.33	0	1	1	1	0						3.53
5	CCoSp3p4		3.50	0.00	0	0	0	1	0						3.50
6	StSq2		2.60	0.50	2	1	1	1	1						3.10
7	LSp4		2.70	0.50	2	1	1	1	1						3.20
			23.60												22.16
	Program Components			Factor											
	Skating Skills			0.80	5.25	5.75	4.75	5.00	5.00						5.08
	Transitions/Linking Footwork/Movement			0.80	5.00	5.25	4.00	4.75	4.75						4.83
	Performance/Execution			0.80	5.00	5.00	5.00	5.00	4.75						5.00
	Choreography/Composition			0.80	5.25	5.50	4.50	5.25	5.00						5.17
	Interpretation			0.80	5.00	5.75	4.75	5.25	5.00						5.08
	Judges Total Program Component Score (factored)														20.12

Deductions	Falls: -1.00	-1.00
-------------------	--------------	--------------

Rank	Name	Nation	Starting Number	Total Segment Score	Total Element Score	Program Score (factored)	Total Component Score (factored)	Total Deductions
2	KWAK MIN JEONG	KOR	4	36.51	18.23		18.28	0.00

#	Executed Elements	Info	Base Value	GOE	J1	J2	J3	J4	J5	J6	J7	J8	J9	Ref	Scores of Panel
1	3S<	<	3.00	-0.93	-1	-1	0	-2	-3						2.07
2	2Lz+2T*	*	2.10	-0.90	-3	-3	-3	-3	-3						1.20
3	FCSp3		2.80	0.00	0	0	0	0	0						2.80
4	2A	x	3.63	0.33	0	1	1	0	1						3.96
5	CCoSp3p3		3.00	0.50	0	1	1	1	1						3.50
6	StSq1		1.80	0.17	0	1	0	0	1						1.97
7	LSp3		2.40	0.33	0	0	1	1	1						2.73
			18.73												18.23
	Program Components			Factor											
	Skating Skills			0.80	4.50	5.75	4.50	4.50	5.00						4.67
	Transitions/Linking Footwork/Movement			0.80	4.25	5.25	4.00	4.25	4.50						4.33
	Performance/Execution			0.80	4.50	5.00	4.75	4.75	4.50						4.67
	Choreography/Composition			0.80	4.50	5.50	4.00	4.50	4.50						4.50
	Interpretation			0.80	4.75	5.75	4.50	4.50	4.75						4.67
	Judges Total Program Component Score (factored)														18.28

Deductions		0.00
-------------------	--	-------------

< Under-rotated jump * Invalid element x Credit for highlight distribution, base value multiplied by 1.1

CRYSTAL SKATE OF ROMANIA

SENIOR LADY SHORT PROGRAM

JUDGES DETAILS PER SKATER

Rank	Name	Nation	Starting Number	Total Segment Score	Total Element Score	Program Component Score (factored)	Total Deductions
3	JULIA SAUTER	ROU	2	34.17	17.09	17.08	0.00

#	Executed Elements	Info	Base Value	GOE	J1	J2	J3	J4	J5	J6	J7	J8	J9	Ref	Scores of Panel
1	1S*+COMBO	*	0.00	0.00	-	-	-	-	-						0.00
2	3T		4.10	-2.10	-3	-3	-3	-3	-3						2.00
3	CCoSp3p4		3.50	0.50	1	1	1	1	2						4.00
4	2A	x	3.63	-0.67	-2	-1	-1	-2	-1						2.96
5	FCSp3		2.80	0.50	0	1	1	1	1						3.30
6	StSq2		2.60	0.33	1	0	1	1	0						2.93
7	LSp2		1.90	0.00	0	0	0	0	0						1.90
			18.53												17.09
	Program Components			Factor											
	Skating Skills			0.80	4.50	4.25	4.50	4.50	4.50						4.50
	Transitions/Linking Footwork/Movement			0.80	4.25	4.00	4.00	4.25	4.25						4.17
	Performance/Execution			0.80	4.50	4.00	4.25	4.25	4.00						4.17
	Choreography/Composition			0.80	4.25	4.25	4.00	4.50	4.25						4.25
	Interpretation			0.80	4.25	4.75	4.25	4.25	4.25						4.25
	Judges Total Program Component Score (factored)														17.08

Deductions		0.00
-------------------	--	-------------

* Invalid element x Credit for highlight distribution, base value multiplied by 1.1

Rank	Name	Nation	Starting Number	Total Segment Score	Total Element Score	Program Component Score (factored)	Total Deductions
4	NIKA CERIC	SLO	5	31.96	15.76	17.20	1.00

#	Executed Elements	Info	Base Value	GOE	J1	J2	J3	J4	J5	J6	J7	J8	J9	Ref	Scores of Panel
1	3T<	<	3.00	-2.10	-3	-3	-3	-3	-3						0.90
2	3S<+2T<<	<<	3.40	-2.10	-3	-3	-3	-3	-3						1.30
3	FSSp4		3.00	0.00	0	1	0	0	0						3.00
4	StSq1		1.80	0.33	0	1	1	1	0						2.13
5	2A<	<	2.53	-0.50	-2	0	-1	-1	-1						2.03
6	LSp3		2.40	0.50	2	1	1	1	0						2.90
7	CCoSp3p4		3.50	0.00	0	1	-1	0	0						3.50
			19.63												15.76
	Program Components			Factor											
	Skating Skills			0.80	4.50	5.50	4.00	4.25	4.25						4.33
	Transitions/Linking Footwork/Movement			0.80	4.00	5.00	3.75	4.00	4.00						4.00
	Performance/Execution			0.80	4.25	5.25	4.50	4.50	4.00						4.42
	Choreography/Composition			0.80	4.25	5.50	4.00	4.50	4.25						4.33
	Interpretation			0.80	4.50	5.75	4.00	4.50	4.25						4.42
	Judges Total Program Component Score (factored)														17.20

Deductions	Falls: -1.00	-1.00
-------------------	--------------	--------------

< Under-rotated jump << Downgraded jump x Credit for highlight distribution, base value multiplied by 1.1

CRYSTAL SKATE OF ROMANIA

SENIOR LADY SHORT PROGRAM

JUDGES DETAILS PER SKATER

Rank	Name	Nation	Starting Number	Total Segment Score	Total Element Score	Program Score (factored)	Total Component Score (factored)	Total Deductions
5	IM SO YEON	KOR	1	31.68	17.30		16.38	2.00

#	Executed Elements	Info	Base Value	GOE	J1	J2	J3	J4	J5	J6	J7	J8	J9	Ref	Scores of Panel
1	3Fe<<COMBO	e	3.20	-2.10	-3	-3	-3	-3	-3						1.10
2	3T		4.10	-2.10	-3	-3	-3	-3	-3						2.00
3	FSSp3		2.60	0.17	-2	0	0	1	1						2.77
4	LSp3		2.40	-0.20	0	-1	0	-1	-1						2.20
5	2A	x	3.63	-0.50	0	-1	-1	-2	-1						3.13
6	StSq2		2.60	0.00	0	0	0	0	0						2.60
7	CCoSp3p4		3.50	0.00	0	1	0	0	0						3.50
			22.03												17.30
	Program Components			Factor											
	Skating Skills			0.80	4.25	5.25	3.50	4.00	4.50						4.25
	Transitions/Linking Footwork/Movement			0.80	4.00	4.50	3.00	3.50	4.00						3.83
	Performance/Execution			0.80	4.25	4.00	3.75	3.75	4.25						4.00
	Choreography/Composition			0.80	4.25	4.25	3.25	3.75	4.25						4.08
	Interpretation			0.80	4.50	4.75	3.75	4.00	4.50						4.33
	Judges Total Program Component Score (factored)														16.38

Deductions	Falls: -2.00	-2.00
-------------------	--------------	--------------

< Under-rotated jump x Credit for highlight distribution, base value multiplied by 1.1 e Wrong edge

printed: 10/25/2014 4:23:53PM

CRYSTAL SKATE OF ROMANIA

Deduction Protocol

SENIOR LADY SHORT PROGRAM

#	Name	Nation	Deductions						Total
			Costume/ Prop violation	Time violation	Illegal element/m ovement	Falls	Interruption in excess	Costume failure	
1	IM SO YEON	KOR				2.0			2.0
2	JULIA SAUTER	ROU							0.0
3	ZSELYKE ALETTA KENEZ	ROU							0.0
4	KWAK MIN JEONG	KOR							0.0
5	NIKA CERIC	SLO				1.0			1.0
6	CAROL BRESSANUTTI	ITA				1.0			1.0

ALEXANDER PENCHEV ISU

Referee

MAGDALENA RUSIECKA ISU

Technical Controller

CRYSTAL SKATE OF ROMANIA

SENIOR LADY

OLIMPIC SKATE RINK BRASOV

Short Program

Free Skating

Size of Skating Area	:	30m*60m
Ice Conditions	:	very good
Number of Entries	:	6
Number of Participants	:	6

Entry Withdrawn :

Short Program

Duration : 2:50 Max.

Segment Factor : 1.00

Program Component Factors	Skating Skills	0.80
	Transitions/Linking Footwork/Movement	0.80
	Performance/Execution	0.80
	Choreography/Composition	0.80
	Interpretation	0.80

Free Skating

Duration : 4:00 +- 10 Sec.

Segment Factor : 1.00

Program Components Factors	Skating Skills	1.60
	Transitions/Linking Footwork/Movement	1.60
	Performance/Execution	1.60
	Choreography/Composition	1.60
	Interpretation	1.60

CRYSTAL SKATE OF ROMANIA

ENTRY LIST

SENIOR LADY

	Name(s)	Nation	
1	CAROL BRESSANUTTI	ITA	1
2	KWAK MIN JEONG	KOR	2
3	IM SO YEON	KOR	2
4	ZSELYKE ALETTA KENEZ	ROU	3
5	JULIA SAUTER	ROU	3
6	NIKA CERIC	SLO	4

printed at: 10/26/2014 2:18:00PM

CRYSTAL SKATE OF ROMANIA

STARTING ORDER

SENIOR LADY FREE SKATING

Starting Number	Name	Nation
1	IM SO YEON	KOR
2	NIKA CERIC	SLO
3	KWAK MIN JEONG	KOR
4	CAROL BRESSANUTTI	ITA
5	JULIA SAUTER	ROU

printed at: 10/26/2014 2:18:05PM

CRYSTAL SKATE OF ROMANIA

PANEL OF JUDGES

SENIOR LADY - FREE SKATING

Officials

Technical Controller	MAGDALENA RUSIECKA	ISU
Technical Specialist	FILIP STILLER	SWE
Assistant Technical Specialist	GRETY MARTON	ISU

Judges

Referee	ALEXANDER PENCHEV	ISU
Judges	ANDREEA GMELIN	ISU
	UBAVKA NOVAKOVITCH KUTINOU	ISU
	ALEXANDER PENCHEV	ISU
	AGNIESZKA SWIDERSKA	POL
	DIANA BODI	ROU

Data/Replay Operator

	DZIANIS SAROKIN	ISU
	COSTIN GHEORGHE	ROU

CRYSTAL SKATE OF ROMANIA

RESULTS

SENIOR LADY FINAL RESULT

Pl.	Name	Nation	Total Score	SP	FS
1	JULIA SAUTER	ROU	111.46	3	1
2	CAROL BRESSANUTTI	ITA	110.97	1	2
3	KWAK MIN JEONG	KOR	102.93	2	3
4	IM SO YEON	KOR	89.97	5	4
Withdrawn					
	NIKA CERIC	SLO	31.96	4	
	ZSELYKE ALETTA KENEZ	ROU			

ALEXANDER PENCHEV ISU

Referee

Printed: 10/26/2014 2:18:12PM

MAGDALENA RUSIECKA ISU

Technical Controller

SENIOR LADY

RESULT DETAILS FREE SKATING

Pl.	Name	Nation	Total Segment Score =	Total Element Score +	Tot. Prog. Comp. Score * +	SS	TR	PE	CH	IN	Deduct. -
1	JULIA SAUTER	ROU	77.29	39.23	39.06	5.00	4.58	5.00	4.83	5.00	1.00
2	CAROL BRESSANUTTI	ITA	69.69	30.29	40.40	5.00	4.75	5.17	5.08	5.25	1.00
3	KWAK MIN JEONG	KOR	66.42	31.35	35.07	4.67	4.00	4.50	4.25	4.50	0.00
4	IM SO YEON	KOR	58.29	27.55	31.74	4.17	3.67	3.92	4.00	4.08	1.00

SS = Skating Skills TR = Transitions/Linkage PE = Performance/Execution

CH = Choreography/Composition IN= Interpretation

* = factored score

Printed: 10/26/2014 2:18:17PM

CRYSTAL SKATE OF ROMANIA

SENIOR LADY FREE SKATING

JUDGES DETAILS PER SKATER

Rank	Name	Nation	Starting Number	Total Segment Score	Total Element Score	Program Score (factored)	Total Component Score (factored)	Total Deductions
1	JULIA SAUTER	ROU	5	77.29	39.23		39.06	1.00

#	Executed Elements	Info	Base Value	GOE	J1	J2	J3	J4	J5	J6	J7	J8	J9	Ref	Scores of Panel
1	3S+2T		5.50	-0.70	-2	-1	-1	-1	-1						4.80
2	3T		4.10	-1.40	-2	-1	-2	-2	-2						2.70
3	2A		3.30	0.17	0	1	1	0	0						3.47
4	StSq3		3.30	0.50	0	1	1	1	1						3.80
5	2Lz+2T+2Lo		5.20	-0.40	0	-1	-1	-2	-2						4.80
6	FCSp4		3.20	0.17	0	0	0	1	1						3.37
7	ChSq1		2.00	0.00	0	0	1	0	0						2.00
8	3S		4.62	x -2.10	-3	-3	-3	-3	-3						2.52
9	2A		3.63	x -1.17	-3	-2	-1	-3	-2						2.46
10	2Lz		2.31	x 0.00	0	0	0	0	0						2.31
11	CCoSp3p4		3.50	0.00	0	0	0	0	0						3.50
12	FCCoSp3p4		3.50	0.00	0	0	0	1	-1						3.50
			44.16												39.23
Program Components				Factor											
Skating Skills				1.60	5.00	5.25	5.00	4.75	5.00						5.00
Transitions/Linking Footwork/Movement				1.60	4.25	4.75	4.50	4.50	4.75						4.58
Performance/Execution				1.60	4.50	5.50	5.25	4.75	5.00						5.00
Choreography/Composition				1.60	4.50	5.00	5.00	4.75	4.75						4.83
Interpretation				1.60	4.75	5.50	5.25	4.50	5.00						5.00
Judges Total Program Component Score (factored)															39.06

Deductions	Falls: -1.00	-1.00
-------------------	--------------	--------------

x Credit for highlight distribution, base value multiplied by 1.1

Rank	Name	Nation	Starting Number	Total Segment Score	Total Element Score	Program Score (factored)	Total Component Score (factored)	Total Deductions
2	CAROL BRESSANUTTI	ITA	4	69.69	30.29		40.40	1.00

#	Executed Elements	Info	Base Value	GOE	J1	J2	J3	J4	J5	J6	J7	J8	J9	Ref	Scores of Panel
1	3Lz<<	<<	2.10	-0.80	-3	-2	-3	-3	-2						1.30
2	2Lo		1.80	0.00	0	0	0	1	0						1.80
3	3T		4.10	-2.10	-3	-3	-3	-3	-3						2.00
4	2A		3.30	-0.33	-1	-1	-1	0	0						2.97
5	FCSp4		3.20	0.33	0	2	1	1	0						3.53
6	1S		0.44	x 0.00	0	0	0	0	0						0.44
7	FCCoSp3p3		3.00	-0.20	0	1	-1	-1	-1						2.80
8	2A<	<	2.53	x -1.50	-3	-1	-3	-3	-3						1.03
9	StSq3		3.30	0.50	2	1	1	1	1						3.80
10	3T+1T		4.95	x -0.70	-3	0	-1	-1	-1						4.25
11	ChSq1		2.00	0.70	2	1	1	1	1						2.70
12	CCoSp3p4		3.50	0.17	0	1	0	1	0						3.67
			34.22												30.29
Program Components				Factor											
Skating Skills				1.60	5.00	5.75	4.75	5.00	5.00						5.00
Transitions/Linking Footwork/Movement				1.60	4.75	5.50	4.50	4.75	4.75						4.75
Performance/Execution				1.60	4.75	5.75	5.25	5.00	5.25						5.17
Choreography/Composition				1.60	5.00	5.50	5.00	5.25	5.00						5.08
Interpretation				1.60	5.00	6.00	5.00	5.50	5.25						5.25
Judges Total Program Component Score (factored)															40.40

Deductions	Falls: -1.00	-1.00
-------------------	--------------	--------------

< Under-rotated jump << Downgraded jump x Credit for highlight distribution, base value multiplied by 1.1

CRYSTAL SKATE OF ROMANIA

SENIOR LADY FREE SKATING

JUDGES DETAILS PER SKATER

Rank	Name	Nation	Starting Number	Total Segment Score	Total Element Score	Total Program Component Score (factored)	Total Deductions
3	KWAK MIN JEONG	KOR	3	66.42	31.35	35.07	0.00

#	Executed Elements	Info	Base Value	GOE	J1	J2	J3	J4	J5	J6	J7	J8	J9	Ref	Scores of Panel	
1	1S		0.40	-0.30	-3	-2	-3	-3	-3						0.10	
2	2A+2T		4.60	0.00	0	1	0	0	0						4.60	
3	2A		3.30	0.00	0	0	0	0	0						3.30	
4	2Lz		2.10	0.00	0	-2	0	0	0						2.10	
5	CCoSp3p3		3.00	0.33	0	0	1	1	1						3.33	
6	2S+2T		2.86	x 0.00	0	0	0	0	0						2.86	
7	2Lz		2.31	x 0.10	0	1	0	0	1						2.41	
8	2Lo+1A+SEQ		2.55	x 0.00	0	0	0	0	0						2.55	
9	FCSp2		2.30	0.00	0	0	1	0	0						2.30	
10	StSq2		2.60	0.00	0	0	0	0	0						2.60	
11	ChSq1		2.00	0.00	0	0	1	0	0						2.00	
12	LSp4		2.70	0.50	1	1	0	1	1						3.20	
			30.72												31.35	
Program Components				Factor												
Skating Skills				1.60	4.75	4.75	4.50	4.00	5.00						4.67	
Transitions/Linking Footwork/Movement				1.60	4.50	4.00	3.50	3.50	4.50							4.00
Performance/Execution				1.60	4.75	4.50	4.25	3.75	5.00							4.50
Choreography/Composition				1.60	4.50	4.25	3.75	4.00	4.75							4.25
Interpretation				1.60	5.00	4.75	4.00	4.00	4.75							4.50
Judges Total Program Component Score (factored)																35.07

Deductions	0.00
-------------------	-------------

x Credit for highlight distribution, base value multiplied by 1.1

Rank	Name	Nation	Starting Number	Total Segment Score	Total Element Score	Total Program Component Score (factored)	Total Deductions
4	IM SO YEON	KOR	1	58.29	27.55	31.74	1.00

#	Executed Elements	Info	Base Value	GOE	J1	J2	J3	J4	J5	J6	J7	J8	J9	Ref	Scores of Panel	
1	1Fe	e	0.40	-0.17	-1	-2	-1	-2	-2						0.23	
2	3T		4.10	-0.70	0	-1	-1	-1	-1						3.40	
3	2Lz		2.10	0.30	1	1	1	1	1						2.40	
4	2A+2A+SEQ		5.28	-0.67	-2	-1	-1	-2	-1						4.61	
5	FSSp3		2.60	0.00	0	0	0	0	1						2.60	
6	1Fe	e	0.44	x -0.20	0	-2	-2	-2	-2						0.24	
7	LSp1		1.50	0.00	0	-1	0	0	1						1.50	
8	3T<+REP	<	2.31	x -2.10	-3	-3	-3	-3	-3						0.21	
9	3S<+2T	<	4.73	x -1.40	-2	-2	-2	-2	-3						3.33	
10	StSq3		3.30	0.00	0	0	0	0	0						3.30	
11	ChSq1		2.00	0.23	0	0	0	1	1						2.23	
12	CCoSp3p4		3.50	0.00	0	0	0	0	0						3.50	
			32.26												27.55	
Program Components				Factor												
Skating Skills				1.60	3.50	4.75	4.00	4.00	4.50						4.17	
Transitions/Linking Footwork/Movement				1.60	3.00	4.00	3.50	3.50	4.25							3.67
Performance/Execution				1.60	3.25	4.00	4.25	3.50	4.50							3.92
Choreography/Composition				1.60	3.50	4.25	3.75	4.00	4.25							4.00
Interpretation				1.60	3.50	4.50	4.00	3.75	4.50							4.08
Judges Total Program Component Score (factored)																31.74

Deductions	Falls: -1.00	-1.00
-------------------	--------------	--------------

< Under-rotated jump x Credit for highlight distribution, base value multiplied by 1.1 e Wrong edge REP Jump repetition

CRYSTAL SKATE OF ROMANIA

Deduction Protocol

SENIOR LADY FREE SKATING

#	Name	Nation	Deductions						Total	
			Costume/ Prop violation	Time violation	Illegal element/m ovement	Falls	Interruptio n in excess	Costume failure		Late start
1	IM SO YEON	KOR				1.0				1.0
2	NIKA CERIC	SLO								0.0
3	KWAK MIN JEONG	KOR								0.0
4	CAROL BRESSANUTTI	ITA				1.0				1.0
5	JULIA SAUTER	ROU				1.0				1.0

ALEXANDER PENCHEV ISU
Referee

MAGDALENA RUSIECKA ISU
Technical Controller

CRYSTAL SKATE OF ROMANIA

JUNIOR LADY

OLIMPIC SKATE RINK BRASOV

Short Program

Free Skating

Size of Skating Area	:	30m*60m
Ice Conditions	:	very good
Number of Entries	:	5
Number of Participants	:	5

Entry Withdrawn

Short Program

Duration	:	2:50	Max.
Segment Factor	:	1.00	

Program Component Factors	Skating Skills	0.80
	Transitions/Linking Footwork/Movement	0.80
	Performance/Execution	0.80
	Choreography/Composition	0.80
	Interpretation	0.80

Free Skating

Duration	:	3:30	+ - 10 Sec.
Segment Factor	:	1.00	

Program Components Factors	Skating Skills	1.60
	Transitions/Linking Footwork/Movement	1.60
	Performance/Execution	1.60
	Choreography/Composition	1.60
	Interpretation	1.60

CRYSTAL SKATE OF ROMANIA

ENTRY LIST

JUNIOR LADY

	Name(s)	Nation	
1	ZHANSAYA ADYKHANOVA	KAZ	1
2	REGINA GLAZMAN	KAZ	1
3	DANA TURSUMBAYEVA	KAZ	1
4	LENA SLAGTER	NED	2
5	DAISY VREENEGOOR	NED	2

printed at: 10/25/2014 4:21:41PM

CRYSTAL SKATE OF ROMANIA

STARTING ORDER

JUNIOR LADY SHORT PROGRAM

Starting Number	Name	Nation
1	ZHANSAYA ADYKHANOVA	KAZ
2	DAISY VREENEGOOR	NED
3	LENA SLAGTER	NED
4	REGINA GLAZMAN	KAZ
5	DANA TURSUMBAYEVA	KAZ

printed at: 10/25/2014 4:21:46PM

CRYSTAL SKATE OF ROMANIA

PANEL OF JUDGES

JUNIOR LADY - SHORT PROGRAM

Officials

Technical Controller	MAGDALENA RUSIECKA	ISU
Technical Specialist	GRETY MARTON	ISU
Assistant Technical Specialist	FILIP STILLER	SWE

Judges

Referee	ALEXANDER PENCHEV	ISU
Judges	ANDREEA GMELIN	ISU
	UBAVKA NOVAKOVITCH KUTINOU	ISU
	ALEXANDER PENCHEV	ISU
	AGNIESZKA SWIDERSKA	POL
	DIANA BODI	ROU

Data/Replay Operator

	DZIANIS SAROKIN	ISU
	COSTIN GHEORGHE	ROU

CRYSTAL SKATE OF ROMANIA

RESULTS

JUNIOR LADY AFTER SHORT PROGRAM

Pl.	Name	Nation	Total Score	SP	FS
1	DAISY VREENEGOOR	NED	32.51	1	
2	REGINA GLAZMAN	KAZ	31.71	2	
3	ZHANSAYA ADYKHANOVA	KAZ	28.62	3	
4	LENA SLAGTER	NED	26.75	4	
5	DANA TURSUMBAYEVA	KAZ	26.42	5	

ALEXANDER PENCHEV ISU

Referee

Printed: 10/25/2014 4:21:52PM

MAGDALENA RUSIECKA ISU

Technical Controller

CRYSTAL SKATE OF ROMANIA

JUNIOR LADY SHORT PROGRAM

JUDGES DETAILS PER SKATER

Rank	Name	Nation	Starting Number	Total Segment Score	Total Element Score	Program Score (factored)	Total Component Score (factored)	Total Deductions
1	DAISY VREENEGOOR	NED	2	32.51	18.17		14.34	0.00

#	Executed Elements	Info	Base Value	GOE	J1	J2	J3	J4	J5	J6	J7	J8	J9	Ref	Scores of Panel
1	2A<	<	2.30	-0.67	-1	-1	-3	-2	-1						1.63
2	FCSp3		2.80	0.33	1	1	0	-1	1						3.13
3	2Lo+2T		3.10	0.00	0	1	0	0	0						3.10
4	2Lz	x	2.31	0.00	0	1	0	0	0						2.31
5	StSq2		2.60	0.00	0	0	0	0	0						2.60
6	CCoSp3p4		3.50	0.00	0	1	0	0	0						3.50
7	LSp2		1.90	0.00	0	0	-1	0	0						1.90
			18.51												18.17
	Program Components			Factor											
	Skating Skills			0.80	3.50	4.50	3.50	3.75	4.00						3.75
	Transitions/Linking Footwork/Movement			0.80	2.50	4.00	2.75	3.25	3.75						3.25
	Performance/Execution			0.80	3.50	4.25	3.50	3.50	4.25						3.75
	Choreography/Composition			0.80	3.25	4.25	3.25	3.25	4.00						3.50
	Interpretation			0.80	3.25	4.75	3.00	3.50	4.25						3.67
	Judges Total Program Component Score (factored)														14.34

Deductions	0.00
-------------------	-------------

< Under-rotated jump x Credit for highlight distribution, base value multiplied by 1.1

Rank	Name	Nation	Starting Number	Total Segment Score	Total Element Score	Program Score (factored)	Total Component Score (factored)	Total Deductions
2	REGINA GLAZMAN	KAZ	4	31.71	17.91		13.80	0.00

#	Executed Elements	Info	Base Value	GOE	J1	J2	J3	J4	J5	J6	J7	J8	J9	Ref	Scores of Panel
1	2F+2T		3.20	0.00	0	0	-1	0	0						3.20
2	2A<<	<<	1.10	-0.47	-3	-2	-2	-3	-2						0.63
3	CCoSp3p4		3.50	0.00	-2	0	0	0	0						3.50
4	2Lz	x	2.31	-0.10	0	0	0	-1	-1						2.21
5	FCSp4		3.20	0.00	0	0	0	-1	0						3.20
6	StSq2		2.60	0.00	1	0	0	0	0						2.60
7	LSp3		2.40	0.17	0	0	1	1	0						2.57
			18.31												17.91
	Program Components			Factor											
	Skating Skills			0.80	3.25	3.75	3.75	3.50	3.75						3.67
	Transitions/Linking Footwork/Movement			0.80	2.50	3.50	3.25	3.00	3.25						3.17
	Performance/Execution			0.80	3.00	3.75	3.50	3.25	3.25						3.33
	Choreography/Composition			0.80	3.00	3.50	3.50	3.50	3.50						3.50
	Interpretation			0.80	3.25	3.75	3.75	3.50	3.50						3.58
	Judges Total Program Component Score (factored)														13.80

Deductions	0.00
-------------------	-------------

<< Downgraded jump x Credit for highlight distribution, base value multiplied by 1.1

CRYSTAL SKATE OF ROMANIA

JUNIOR LADY SHORT PROGRAM

JUDGES DETAILS PER SKATER

Rank	Name	Nation	Starting Number	Total Segment Score	Total Element Score	Program Score (factored)	Total Component Score (factored)	Total Deductions
3	ZHANSAYA ADYKHANOVA	KAZ	1	28.62	13.96		14.66	0.00

#	Executed Elements	Info	Base Value	GOE	J1	J2	J3	J4	J5	J6	J7	J8	J9	Ref	Scores of Panel
1	1A<<*	*	0.00	0.00	-	-	-	-	-						0.00
2	2T+2T<	<	2.20	-0.33	-2	-1	-1	-2	-2						1.87
3	FCSp3		2.80	0.00	0	0	0	0	0						2.80
4	2Lze<	e	1.40	-0.80	-1	-2	-3	-3	-3						0.60
5	LSp3		2.40	0.33	2	1	0	0	1						2.73
6	StSq1		1.80	0.33	1	1	0	0	1						2.13
7	CCoSp3p4		3.50	0.33	0	0	1	1	1						3.83
			14.10												13.96
Program Components				Factor											
	Skating Skills			0.80	3.50	4.25	3.75	3.50	4.25						3.83
	Transitions/Linking Footwork/Movement			0.80	2.75	3.75	3.00	2.75	3.75						3.17
	Performance/Execution			0.80	3.50	4.00	4.00	3.25	3.75						3.75
	Choreography/Composition			0.80	3.50	4.25	3.75	3.25	4.25						3.83
	Interpretation			0.80	3.50	4.50	3.50	3.00	4.25						3.75
Judges Total Program Component Score (factored)															14.66

Deductions	0.00
-------------------	-------------

< Under-rotated jump << Downgraded jump * Invalid element e Wrong edge

Rank	Name	Nation	Starting Number	Total Segment Score	Total Element Score	Program Score (factored)	Total Component Score (factored)	Total Deductions
4	LENA SLAGTER	NED	3	26.75	14.07		12.68	0.00

#	Executed Elements	Info	Base Value	GOE	J1	J2	J3	J4	J5	J6	J7	J8	J9	Ref	Scores of Panel
1	2Lz		2.10	0.00	0	1	0	0	0						2.10
2	2A<<	<<	1.10	-0.60	-3	-3	-3	-3	-3						0.50
3	FCSp1		1.90	-0.20	0	0	-1	-2	-1						1.70
4	LSpB		1.20	-0.50	-2	-1	-1	-2	-2						0.70
5	2F+2Lo	x	4.07	0.00	0	0	0	0	0						4.07
6	StSq2		2.60	0.00	0	0	0	0	0						2.60
7	CCoSp3p2		2.50	-0.10	0	0	0	-1	-1						2.40
			15.47												14.07
Program Components				Factor											
	Skating Skills			0.80	3.25	3.75	3.25	3.25	3.75						3.42
	Transitions/Linking Footwork/Movement			0.80	2.75	3.50	3.00	2.50	3.25						3.00
	Performance/Execution			0.80	3.00	3.75	2.75	2.75	3.50						3.08
	Choreography/Composition			0.80	3.00	3.75	3.00	3.00	3.50						3.17
	Interpretation			0.80	3.25	4.00	2.75	3.00	3.25						3.17
Judges Total Program Component Score (factored)															12.68

Deductions	0.00
-------------------	-------------

<< Downgraded jump x Credit for highlight distribution, base value multiplied by 1.1

CRYSTAL SKATE OF ROMANIA

JUNIOR LADY SHORT PROGRAM

JUDGES DETAILS PER SKATER

Rank	Name	Nation	Starting Number	Total Segment Score	Total Element Score	Program Score (factored)	Total Component Score (factored)	Total Deductions
5	DANA TURSUMBAYEVA	KAZ	5	26.42	12.42		14.00	0.00

#	Executed Elements	Info	Base Value	GOE	J1	J2	J3	J4	J5	J6	J7	J8	J9	Ref	Scores of Panel
1	1A*	*	0.00	0.00	-	-	-	-	-						0.00
2	2F+2T		3.20	-0.20	0	-1	0	-1	-2						3.00
3	FCSp1		1.90	-0.10	0	0	0	-1	-1						1.80
4	StSq2		2.60	0.17	1	0	0	1	0						2.77
5	2Lze	e	1.65	x -0.80	-3	-2	-2	-3	-3						0.85
6	LSp1		1.50	0.00	0	0	0	0	0						1.50
7	CCoSp2p4		2.50	0.00	0	0	0	0	0						2.50
			13.35												12.42
	Program Components			Factor											
	Skating Skills			0.80	3.50	3.50	3.25	3.75	4.00						3.58
	Transitions/Linking Footwork/Movement			0.80	3.25	3.25	3.00	3.25	3.75						3.25
	Performance/Execution			0.80	3.25	3.50	4.00	3.25	4.00						3.58
	Choreography/Composition			0.80	3.25	3.25	3.50	3.50	4.00						3.42
	Interpretation			0.80	3.50	3.75	3.75	3.25	4.00						3.67
	Judges Total Program Component Score (factored)														14.00

Deductions	0.00
-------------------	-------------

* Invalid element x Credit for highlight distribution, base value multiplied by 1.1 e Wrong edge

printed: 10/25/2014 4:22:03PM

JUNIOR LADY

RESULT DETAILS SHORT PROGRAM

Pl.	Name	Nation	Total Segment Score =	Total Element Score +	Tot. Prog. Comp. Score * +	SS	TR	PE	CH	IN	Deduct. -
1	DAISY VREENEGOOR	NED	32.51	18.17	14.34	3.75	3.25	3.75	3.50	3.67	0.00
2	REGINA GLAZMAN	KAZ	31.71	17.91	13.80	3.67	3.17	3.33	3.50	3.58	0.00
3	ZHANSAYA ADYKHANOVA	KAZ	28.62	13.96	14.66	3.83	3.17	3.75	3.83	3.75	0.00
4	LENA SLAGTER	NED	26.75	14.07	12.68	3.42	3.00	3.08	3.17	3.17	0.00
5	DANA TURSUMBAYEVA	KAZ	26.42	12.42	14.00	3.58	3.25	3.58	3.42	3.67	0.00

SS = Skating Skills TR = Transitions/Linkage PE = Performance/Execution

CH = Choreography/Composition IN= Interpretation

* = factored score

Printed: 10/25/2014 4:21:56PM

CRYSTAL SKATE OF ROMANIA

Deduction Protocol

JUNIOR LADY SHORT PROGRAM

#	Name	Nation	Deductions							Total
			Costume/ Prop violation	Time violation	Illegal element/m ovement	Falls	Interruptio n in excess	Costume failure	Late start	
1	ZHANSAYA ADYKHANOVA	KAZ								0.0
2	DAISY VREENEGOOR	NED								0.0
3	LENA SLAGTER	NED								0.0
4	REGINA GLAZMAN	KAZ								0.0
5	DANA TURSUMBAYEVA	KAZ								0.0

ALEXANDER PENCHEV ISU
Referee

MAGDALENA RUSIECKA ISU
Technical Controller

CRYSTAL SKATE OF ROMANIA

JUNIOR LADY

OLIMPIC SKATE RINK BRASOV

Short Program

Free Skating

Size of Skating Area	:	30m*60m
Ice Conditions	:	very good
Number of Entries	:	5
Number of Participants	:	5

Entry Withdrawn :

Short Program

Duration	:	2:50	Max.
Segment Factor	:	1.00	

Program Component Factors	Skating Skills	0.80
	Transitions/Linking Footwork/Movement	0.80
	Performance/Execution	0.80
	Choreography/Composition	0.80
	Interpretation	0.80

Free Skating

Duration	:	3:30	+ - 10 Sec.
Segment Factor	:	1.00	

Program Components Factors	Skating Skills	1.60
	Transitions/Linking Footwork/Movement	1.60
	Performance/Execution	1.60
	Choreography/Composition	1.60
	Interpretation	1.60

CRYSTAL SKATE OF ROMANIA

ENTRY LIST

JUNIOR LADY

	Name(s)	Nation	
1	ZHANSAYA ADYKHANOVA	KAZ	1
2	REGINA GLAZMAN	KAZ	1
3	DANA TURSUMBAYEVA	KAZ	1
4	LENA SLAGTER	NED	2
5	DAISY VREENEGOOR	NED	2

printed at: 10/26/2014 12:13:42PM

CRYSTAL SKATE OF ROMANIA

STARTING ORDER

JUNIOR LADY FREE SKATING

Starting Number	Name	Nation
1	DANA TURSUMBAYEVA	KAZ
2	LENA SLAGTER	NED
3	DAISY VREENEGOOR	NED
4	ZHANSAYA ADYKHANOVA	KAZ
5	REGINA GLAZMAN	KAZ

printed at: 10/26/2014 12:13:47PM

CRYSTAL SKATE OF ROMANIA

PANEL OF JUDGES

JUNIOR LADY - FREE SKATING

Officials

Technical Controller	MAGDALENA RUSIECKA	ISU
Technical Specialist	GRETY MARTON	ISU
Assistant Technical Specialist	FILIP STILLER	SWE

Judges

Referee	ALEXANDER PENCHEV	ISU
Judges	ANDREEA GMELIN	ISU
	UBAVKA NOVAKOVITCH KUTINOU	ISU
	ALEXANDER PENCHEV	ISU
	AGNIESZKA SWIDERSKA	POL
	DIANA BODI	ROU

Data/Replay Operator

	DZIANIS SAROKIN	ISU
	COSTIN GHEORGHE	ROU

CRYSTAL SKATE OF ROMANIA

RESULTS

JUNIOR LADY FINAL RESULT

Pl.	Name	Nation	Total Score	SP	FS
1	DAISY VREENEGOOR	NED	92.36	1	1
2	REGINA GLAZMAN	KAZ	83.94	2	3
3	LENA SLAGTER	NED	83.28	4	2
4	ZHANSAYA ADYKHANOVA	KAZ	73.50	3	4
5	DANA TURSUMBAYEVA	KAZ	67.40	5	5

ALEXANDER PENCHEV ISU

Referee

Printed: 10/26/2014 12:13:54PM

MAGDALENA RUSIECKA ISU

Technical Controller

JUNIOR LADY

RESULT DETAILS FREE SKATING

Pl.	Name	Nation	Total Segment Score =	Total Element Score +	Tot. Prog. Comp. Score * +	SS	TR	PE	CH	IN	Deduct. -
1	DAISY VREENEGOOR	NED	59.85	27.26	33.59	4.33	4.08	4.00	4.33	4.25	1.00
2	LENA SLAGTER	NED	56.53	26.53	30.00	3.92	3.58	3.75	3.75	3.75	0.00
3	REGINA GLAZMAN	KAZ	52.23	23.82	28.41	3.67	3.08	3.67	3.67	3.67	0.00
4	ZHANSAYA ADYKHANOVA	KAZ	44.88	19.53	27.35	3.67	3.17	3.42	3.42	3.42	2.00
5	DANA TURSUMBAYEVA	KAZ	40.98	16.31	26.67	3.58	3.17	3.17	3.33	3.42	2.00

SS = Skating Skills TR = Transitions/Linkage PE = Performance/Execution

CH = Choreography/Composition IN= Interpretation

* = factored score

Printed: 10/26/2014 12:14:00PM

CRYSTAL SKATE OF ROMANIA

JUNIOR LADY FREE SKATING

JUDGES DETAILS PER SKATER

Rank	Name	Nation	Starting Number	Total Segment Score	Total Element Score	Program Score (factored)	Total Component Score (factored)	Total Deductions
1	DAISY VREENEGOOR	NED	3	59.85	27.26		33.59	1.00

#	Executed Elements	Info	Base Value	GOE	J1	J2	J3	J4	J5	J6	J7	J8	J9	Ref	Scores of Panel
1	2A<	<	2.30	-1.50	-3	-2	-3	-3	-3						0.80
2	2S		1.30	0.07	0	1	0	1	0						1.37
3	2F	!	1.90	0.00	0	0	0	0	0						1.90
4	FSSp4		3.00	0.00	0	1	0	0	0						3.00
5	2Lo		1.80	0.30	0	1	1	1	1						2.10
6	StSq2		2.60	0.50	1	1	0	1	1						3.10
7	FCSp3		2.80	0.33	0	1	1	1	0						3.13
8	2Lz+2T+2Lo<	!	5.17	x -0.30	-1	-1	-1	-1	-1						4.87
9	2Lz	!	2.31	x 0.00	0	1	0	0	0						2.31
10	2F+2T<	<	3.08	x -0.90	-3	-3	-3	-3	-3						2.18
11	CCoSp3p2		2.50	0.00	0	0	0	-1	0						2.50
			28.76												27.26
Program Components				Factor											
Skating Skills				1.60	4.50	4.25	3.75	4.50	4.25						4.33
Transitions/Linking Footwork/Movement				1.60	4.25	4.00	3.00	4.25	4.00						4.08
Performance/Execution				1.60	4.00	4.00	3.75	4.50	4.00						4.00
Choreography/Composition				1.60	4.25	4.50	3.25	4.50	4.25						4.33
Interpretation				1.60	4.25	4.25	3.50	4.25	4.25						4.25
Judges Total Program Component Score (factored)															33.59

Deductions	Falls: -1.00	-1.00
-------------------	--------------	--------------

< Under-rotated jump x Credit for highlight distribution, base value multiplied by 1.1 ! Not clear edge

Rank	Name	Nation	Starting Number	Total Segment Score	Total Element Score	Program Score (factored)	Total Component Score (factored)	Total Deductions
2	LENA SLAGTER	NED	2	56.53	26.53		30.00	0.00

#	Executed Elements	Info	Base Value	GOE	J1	J2	J3	J4	J5	J6	J7	J8	J9	Ref	Scores of Panel
1	2Lz		2.10	0.00	0	1	0	0	0						2.10
2	2Lo		1.80	0.00	0	1	0	0	0						1.80
3	1A		1.10	0.07	0	1	0	0	1						1.17
4	FCSSp2		2.30	-0.30	-2	-1	-1	0	-1						2.00
5	LSp1		1.50	0.00	0	0	0	0	0						1.50
6	StSq2		2.60	0.00	0	0	0	0	0						2.60
7	2Lz+2T+2Lo		5.72	x 0.10	0	1	1	0	0						5.82
8	2F+2T		3.52	x 0.00	0	0	0	0	0						3.52
9	2S		1.43	x 0.00	0	0	0	0	0						1.43
10	2F		2.09	x 0.00	0	0	-1	0	0						2.09
11	CCoSp3p2		2.50	0.00	0	0	0	0	0						2.50
			26.66												26.53
Program Components				Factor											
Skating Skills				1.60	4.25	4.00	3.75	3.75	4.00						3.92
Transitions/Linking Footwork/Movement				1.60	3.75	3.50	3.00	3.50	3.75						3.58
Performance/Execution				1.60	4.00	3.50	3.50	4.00	3.75						3.75
Choreography/Composition				1.60	4.00	3.75	3.25	3.75	3.75						3.75
Interpretation				1.60	4.25	3.75	3.25	3.50	4.00						3.75
Judges Total Program Component Score (factored)															30.00

Deductions		0.00
-------------------	--	-------------

x Credit for highlight distribution, base value multiplied by 1.1

CRYSTAL SKATE OF ROMANIA

JUNIOR LADY FREE SKATING

JUDGES DETAILS PER SKATER

Rank	Name	Nation	Starting Number	Total Segment Score	Total Element Score	Program Score (factored)	Total Component Score (factored)	Total Deductions
3	REGINA GLAZMAN	KAZ	5	52.23	23.82		28.41	0.00

#	Executed Elements	Info	Base Value	GOE	J1	J2	J3	J4	J5	J6	J7	J8	J9	Ref	Scores of Panel
1	2F		1.90	0.00	0	0	0	0	0						1.90
2	2S		1.30	0.00	0	0	0	0	0						1.30
3	1A		1.10	0.00	0	0	0	0	0						1.10
4	FCSp4		3.20	0.50	1	1	1	2	0						3.70
5	1Lz		0.66	x -0.07	0	0	-1	-1	-1						0.59
6	2F+1Lo+2S<	<	3.63	x -0.30	-1	-1	-2	-1	-1						3.33
7	2Lz<	<	1.65	x -0.30	-1	-1	-2	-1	-1						1.35
8	2Lo+1A+SEQ		2.55	x 0.00	0	0	0	-1	0						2.55
9	CCoSp3p3		3.00	0.00	0	0	0	1	0						3.00
10	StSq2		2.60	0.00	0	1	0	0	0						2.60
11	LSp2		1.90	0.50	1	1	1	1	1						2.40
			23.49												23.82
Program Components			Factor												
Skating Skills			1.60		3.75	4.00	3.25	3.25	4.00						3.67
Transitions/Linking Footwork/Movement			1.60		2.75	3.50	2.75	3.00	3.75						3.08
Performance/Execution			1.60		3.50	3.50	3.75	3.75	4.25						3.67
Choreography/Composition			1.60		3.00	3.75	3.50	3.75	4.00						3.67
Interpretation			1.60		3.50	4.00	3.50	3.50	4.00						3.67
Judges Total Program Component Score (factored)														28.41	

Deductions	0.00
-------------------	-------------

< Under-rotated jump x Credit for highlight distribution, base value multiplied by 1.1

Rank	Name	Nation	Starting Number	Total Segment Score	Total Element Score	Program Score (factored)	Total Component Score (factored)	Total Deductions
4	ZHANSAYA ADYKHANOVA	KAZ	4	44.88	19.53		27.35	2.00

#	Executed Elements	Info	Base Value	GOE	J1	J2	J3	J4	J5	J6	J7	J8	J9	Ref	Scores of Panel
1	1A		1.10	0.07	0	1	0	0	1						1.17
2	1Lze	e	0.50	-0.17	-1	-1	-3	-2	-2						0.33
3	2S+1Lo+1S		2.20	-0.07	0	0	-1	-1	0						2.13
4	FCSp		0.00	0.00	-	-	-	-	-						0.00
5	2T+2T<	<	2.20	-0.60	-3	-3	-3	-3	-3						1.60
6	1F		0.50	0.00	0	0	0	0	0						0.50
7	2Lo<+1A+SEQ	<	1.92	-0.30	-1	0	-2	-1	-1						1.62
8	2Lo		1.98	x 0.00	0	0	0	0	0						1.98
9	CCoSp3p4		3.50	0.17	1	0	0	0	1						3.67
10	StSq3		3.30	0.33	1	0	0	1	1						3.63
11	LSp3		2.40	0.50	1	1	0	1	1						2.90
			19.60												19.53
Program Components			Factor												
Skating Skills			1.60		3.75	3.75	3.25	3.50	4.25						3.67
Transitions/Linking Footwork/Movement			1.60		3.25	3.00	2.75	3.25	4.00						3.17
Performance/Execution			1.60		3.75	3.25	3.25	2.50	3.75						3.42
Choreography/Composition			1.60		3.50	3.50	2.75	3.25	4.00						3.42
Interpretation			1.60		3.75	3.50	3.00	3.00	4.00						3.42
Judges Total Program Component Score (factored)														27.35	

Deductions	Falls: -2.00	-2.00
-------------------	--------------	--------------

< Under-rotated jump x Credit for highlight distribution, base value multiplied by 1.1 e Wrong edge

CRYSTAL SKATE OF ROMANIA

JUNIOR LADY FREE SKATING

JUDGES DETAILS PER SKATER

Rank	Name	Nation	Starting Number	Total Segment Score	Total Element Score	Total Program Component Score (factored)				Total Deductions
5	DANA TURSUMBAYEVA	KAZ	1	40.98	16.31	26.67				2.00

#	Executed Elements	Info	Base Value	GOE	J1	J2	J3	J4	J5	J6	J7	J8	J9	Ref	Scores of Panel
1	1A		1.10	0.07	0	1	0	1	0						1.17
2	2S		1.30	0.07	0	1	0	0	1						1.37
3	2F+1A+SEQ		2.40	0.00	0	0	0	0	0						2.40
4	FCCoSp2p1		1.40	-0.30	0	-1	-1	-1	-1						1.10
5	2Lo+1Lo+2S		3.60	0.00	0	0	0	0	0						3.60
6	2F	!	2.09	x -0.60	0	-2	-2	-2	-2						1.49
7	LSp1		1.50	0.00	0	0	0	0	0						1.50
8	StSq1		1.80	0.00	0	0	0	0	0						1.80
9	2Lz<	!	1.65	x -0.90	-3	-3	-3	-3	-3						0.75
10	2Lo<	<	1.43	x -0.30	-1	-1	-1	-1	-1						1.13
11	CoSp		0.00	0.00	-	-	-	-	-						0.00
			18.27												16.31
Program Components				Factor											
Skating Skills				1.60	3.50	3.75	3.50	3.25	4.00						3.58
Transitions/Linking Footwork/Movement				1.60	3.25	3.50	2.75	2.50	3.50						3.17
Performance/Execution				1.60	3.00	3.25	3.25	3.00	3.50						3.17
Choreography/Composition				1.60	3.25	3.50	3.00	3.25	3.50						3.33
Interpretation				1.60	3.50	3.50	3.25	2.75	3.75						3.42
Judges Total Program Component Score (factored)															26.67

Deductions	Falls: -2.00	-2.00
-------------------	--------------	--------------

< Under-rotated jump x Credit for highlight distribution, base value multiplied by 1.1 ! Not clear edge

printed: 10/26/2014 12:14:05PM

CRYSTAL SKATE OF ROMANIA

Deduction Protocol

JUNIOR LADY FREE SKATING

#	Name	Nation	Deductions						Total	
			Costume/ Prop violation	Time violation	Illegal element/m ovement	Falls	Interruptio n in excess	Costume failure		Late start
1	DANA TURSUMBAYEVA	KAZ				2.0				2.0
2	LENA SLAGTER	NED								0.0
3	DAISY VREENEGOR	NED				1.0				1.0
4	ZHANSAYA ADYKHANOVA	KAZ				2.0				2.0
5	REGINA GLAZMAN	KAZ								0.0

ALEXANDER PENCHEV ISU
Referee

MAGDALENA RUSIECKA ISU
Technical Controller

CRYSTAL SKATE OF ROMANIA

JUNIOR MAN

OLIMPIC SKATE RINK BRASOV

Short Program

Free Skating

Size of Skating Area	:	30m*60m
Ice Conditions	:	very good
Number of Entries	:	7
Number of Participants	:	7

Entry Withdrawn :

Short Program

Duration	:	2:50	Max.
Segment Factor	:	1.00	

Program Component Factors	Skating Skills	1.00
	Transitions/Linking Footwork/Movement	1.00
	Performance/Execution	1.00
	Choreography/Composition	1.00
	Interpretation	1.00

Free Skating

Duration	:	4:00	+ - 10 Sec.
Segment Factor	:	1.00	

Program Components Factors	Skating Skills	2.00
	Transitions/Linking Footwork/Movement	2.00
	Performance/Execution	2.00
	Choreography/Composition	2.00
	Interpretation	2.00

CRYSTAL SKATE OF ROMANIA

ENTRY LIST

JUNIOR MAN

	Name(s)	Nation	
1	SLAVIK HAYRAPETYAN	ARM	1
2	MANUEL DRECHSLER	AUT	2
3	ALESSANDRO FADINI	ITA	3
4	JASI KESSLER	ITA	3
5	CARLO VITTORIO PALERMO	ITA	3
6	DANYAR ADYLOV	KAZ	4
7	MICHEL TSIBA	NED	5

printed at: 10/25/2014 4:19:59PM

CRYSTAL SKATE OF ROMANIA

STARTING ORDER

JUNIOR MAN SHORT PROGRAM

Starting Number	Name	Nation
1	ALESSANDRO FADINI	ITA
2	MANUEL DRECHSLER	AUT
3	DANYAR ADYLOV	KAZ
4	CARLO VITTORIO PALERMO	ITA
5	MICHEL TSIBA	NED
6	SLAVIK HAYRAPETYAN	ARM
7	JASI KESSLER	ITA

printed at: 10/25/2014 4:20:05PM

CRYSTAL SKATE OF ROMANIA

PANEL OF JUDGES

JUNIOR MAN - SHORT PROGRAM

Officials

Technical Controller	MAGDALENA RUSIECKA	ISU
Technical Specialist	GRETY MARTON	ISU
Assistant Technical Specialist	FILIP STILLER	SWE

Judges

Referee	ALEXANDER PENCHEV	ISU
Judges	ANDREEA GMELIN	ISU
	UBAVKA NOVAKOVITCH KUTINOU	ISU
	ALEXANDER PENCHEV	ISU
	AGNIESZKA SWIDERSKA	POL
	DIANA BODI	ROU

Data/Replay Operator

	DZIANIS SAROKIN	ISU
	COSTIN GHEORGHE	ROU

CRYSTAL SKATE OF ROMANIA

RESULTS

JUNIOR MAN AFTER SHORT PROGRAM

Pl.	Name	Nation	Total Score	SP	FS
1	SLAVIK HAYRAPETYAN	ARM	55.70	1	
2	CARLO VITTORIO PALERMO	ITA	48.02	2	
3	ALESSANDRO FADINI	ITA	41.73	3	
4	MICHEL TSIBA	NED	35.40	4	
5	DANYAR ADYLOV	KAZ	35.19	5	
6	JASI KESSLER	ITA	32.42	6	
7	MANUEL DRECHSLER	AUT	30.68	7	

ALEXANDER PENCHEV ISU

Referee

Printed: 10/25/2014 4:20:10PM

MAGDALENA RUSIECKA ISU

Technical Controller

JUNIOR MAN

RESULT DETAILS SHORT PROGRAM

Pl.	Name	Nation	Total Segment Score =	Total Element Score +	Tot. Prog. Comp. Score * +	SS	TR	PE	CH	IN	Deduct. -
1	SLAVIK HAYRAPETYAN	ARM	55.70	29.28	26.42	5.42	4.83	5.42	5.33	5.42	0.00
2	CARLO VITTORIO PALERMO	ITA	48.02	25.27	22.75	4.67	4.25	4.75	4.50	4.58	0.00
3	ALESSANDRO FADINI	ITA	41.73	21.40	20.33	4.17	3.75	4.08	4.08	4.25	0.00
4	MICHEL TSIBA	NED	35.40	16.40	20.00	4.08	3.67	4.00	4.00	4.25	1.00
5	DANYAR ADYLOV	KAZ	35.19	16.36	18.83	4.08	3.50	3.83	3.67	3.75	0.00
6	JASI KESSLER	ITA	32.42	15.84	19.58	4.08	3.75	3.83	4.00	3.92	3.00
7	MANUEL DRECHSLER	AUT	30.68	13.10	17.58	3.83	3.25	3.50	3.50	3.50	0.00

SS = Skating Skills TR = Transitions/Line PE = Performance/Execution CH = Choreography/Content IN= Interpretation

* = factored score

Printed: 10/25/2014 4:20:14PM

CRYSTAL SKATE OF ROMANIA

JUNIOR MAN SHORT PROGRAM

JUDGES DETAILS PER SKATER

Rank	Name	Nation	Starting Number	Total Segment Score	Total Element Score	Program Score (factored)	Total Component Score (factored)	Total Deductions
1	SLAVIK HAYRAPETYAN	ARM	6	55.70	29.28		26.42	0.00

#	Executed Elements	Info	Base Value	GOE	J1	J2	J3	J4	J5	J6	J7	J8	J9	Ref	Scores of Panel
1	3Lz		6.00	0.23	0	1	1	-1	0						6.23
2	3A<	<	6.00	-2.00	-2	-2	-2	-3	-2						4.00
3	CSSp4		3.00	0.33	0	1	1	1	0						3.33
4	3S+2T		6.05	x 0.70	1	1	2	1	1						6.75
5	StSq2		2.60	0.00	0	0	1	0	0						2.60
6	FCSp4		3.20	0.00	0	0	1	0	0						3.20
7	CCoSp3p3		3.00	0.17	0	1	2	0	0						3.17
			29.85												29.28
Program Components			Factor												
Skating Skills			1.00			4.75	5.50	6.00	5.75	5.00					5.42
Transitions/Linking Footwork/Movement			1.00			4.50	4.75	5.25	5.25	4.50					4.83
Performance/Execution			1.00			4.75	5.25	6.00	6.00	5.00					5.42
Choreography/Composition			1.00			4.50	5.50	5.75	5.75	4.75					5.33
Interpretation			1.00			4.75	5.75	5.75	5.50	5.00					5.42
Judges Total Program Component Score (factored)															26.42

Deductions	0.00
-------------------	-------------

< Under-rotated jump x Credit for highlight distribution, base value multiplied by 1.1

Rank	Name	Nation	Starting Number	Total Segment Score	Total Element Score	Program Score (factored)	Total Component Score (factored)	Total Deductions
2	CARLO VITTORIO PALERMO	ITA	4	48.02	25.27		22.75	0.00

#	Executed Elements	Info	Base Value	GOE	J1	J2	J3	J4	J5	J6	J7	J8	J9	Ref	Scores of Panel
1	2Lze	e	1.50	-0.60	-1	-2	-1	-3	-3						0.90
2	3T+3T		8.20	-0.23	-1	0	1	0	-1						7.97
3	FCSp2		2.30	0.00	0	1	0	0	-1						2.30
4	2A		3.30	0.00	0	0	0	1	0						3.30
5	StSq3		3.30	0.33	0	1	1	0	1						3.63
6	CSSp4		3.00	0.67	1	2	2	1	1						3.67
7	CCoSp3p4		3.50	0.00	-1	0	1	0	0						3.50
			25.10												25.27
Program Components			Factor												
Skating Skills			1.00			4.50	5.00	4.50	5.00	4.00					4.67
Transitions/Linking Footwork/Movement			1.00			4.25	4.75	4.00	4.50	3.75					4.25
Performance/Execution			1.00			4.50	5.25	5.00	4.75	4.25					4.75
Choreography/Composition			1.00			4.00	5.50	4.75	4.75	4.00					4.50
Interpretation			1.00			4.25	5.75	5.00	4.50	4.00					4.58
Judges Total Program Component Score (factored)															22.75

Deductions	0.00
-------------------	-------------

e Wrong edge

CRYSTAL SKATE OF ROMANIA

JUNIOR MAN SHORT PROGRAM

JUDGES DETAILS PER SKATER

Rank	Name	Nation	Starting Number	Total Segment Score	Total Element Score	Program Score (factored)	Total Component Score (factored)	Total Deductions
3	ALESSANDRO FADINI	ITA	1	41.73	21.40		20.33	0.00

#	Executed Elements	Info	Base Value	GOE	J1	J2	J3	J4	J5	J6	J7	J8	J9	Ref	Scores of Panel
1	3T+COMBO		4.10	-2.10	-3	-3	-2	-3	-3						2.00
2	3Lz		6.00	-2.10	-3	-2	-3	-3	-3						3.90
3	FCSp2		2.30	0.00	0	0	0	-1	0						2.30
4	2A		3.30	0.00	-1	0	0	0	0						3.30
5	CSSp3		2.60	0.00	0	0	0	0	0						2.60
6	CCoSp3p4		3.50	0.00	0	1	0	0	0						3.50
7	StSq3		3.30	0.50	2	1	0	1	1						3.80
			25.10												21.40
	Program Components			Factor											
	Skating Skills			1.00	4.25	4.75	4.00	4.00	4.25						4.17
	Transitions/Linking Footwork/Movement			1.00	3.75	4.25	3.00	3.50	4.00						3.75
	Performance/Execution			1.00	4.00	4.50	3.50	3.75	4.50						4.08
	Choreography/Composition			1.00	4.00	4.50	3.50	4.00	4.25						4.08
	Interpretation			1.00	4.25	4.75	3.75	4.00	4.50						4.25
	Judges Total Program Component Score (factored)														20.33

Deductions	0.00
-------------------	-------------

Rank	Name	Nation	Starting Number	Total Segment Score	Total Element Score	Program Score (factored)	Total Component Score (factored)	Total Deductions
4	MICHEL TSIBA	NED	5	35.40	16.40		20.00	1.00

#	Executed Elements	Info	Base Value	GOE	J1	J2	J3	J4	J5	J6	J7	J8	J9	Ref	Scores of Panel
1	3T+2T		5.40	0.00	0	0	0	0	0						5.40
2	2Lze	e	1.50	-0.60	-1	-2	-2	-2	-3						0.90
3	FCSp1		1.90	-0.30	0	0	-2	-2	-1						1.60
4	CSSp3		2.60	0.17	-1	1	0	1	0						2.77
5	2A	x	3.63	-0.50	-1	-1	-1	-1	-1						3.13
6	StSq2		2.60	0.00	0	-2	0	1	0						2.60
7	CCoSp		0.00	0.00	-	-	-	-	-						0.00
			17.63												16.40
	Program Components			Factor											
	Skating Skills			1.00	4.25	4.75	3.75	4.00	4.00						4.08
	Transitions/Linking Footwork/Movement			1.00	3.50	4.00	3.00	3.75	3.75						3.67
	Performance/Execution			1.00	4.25	4.00	3.75	4.00	4.00						4.00
	Choreography/Composition			1.00	4.00	4.75	3.50	4.00	4.00						4.00
	Interpretation			1.00	4.25	5.00	4.00	4.25	4.25						4.25
	Judges Total Program Component Score (factored)														20.00

Deductions	Falls: -1.00	-1.00
-------------------	--------------	--------------

x Credit for highlight distribution, base value multiplied by 1.1 e Wrong edge

CRYSTAL SKATE OF ROMANIA

JUNIOR MAN SHORT PROGRAM

JUDGES DETAILS PER SKATER

Rank	Name	Nation	Starting Number	Total Segment Score	Total Element Score	Program Component Score (factored)	Total Deductions
5	DANYAR ADYLOV	KAZ	3	35.19	16.36	18.83	0.00

#	Executed Elements	Info	Base Value	GOE	J1	J2	J3	J4	J5	J6	J7	J8	J9	Ref	Scores of Panel
1	3S+2T		5.50	-1.17	-1	-1	-2	-2	-2						4.33
2	2Lz		2.10	0.00	0	0	0	-1	0						2.10
3	FCSp2V1		1.60	-0.10	0	0	0	-2	-1						1.50
4	StSq2		2.60	0.00	0	0	0	0	0						2.60
5	2A	x	3.63	0.00	0	1	0	0	0						3.63
6	CCoSp		0.00	0.00	-	-	-	-	-						0.00
7	CSSp2		2.30	-0.10	0	-1	0	0	-1						2.20
			17.73												16.36
	Program Components			Factor											
	Skating Skills			1.00	4.00	4.50	4.25	4.00	3.50						4.08
	Transitions/Linking Footwork/Movement			1.00	3.50	4.00	3.50	3.50	3.25						3.50
	Performance/Execution			1.00	3.75	4.25	3.75	4.00	3.00						3.83
	Choreography/Composition			1.00	3.75	4.00	3.50	3.75	3.25						3.67
	Interpretation			1.00	4.00	4.50	3.75	3.50	3.25						3.75
	Judges Total Program Component Score (factored)														18.83

Deductions															0.00
-------------------	--	--	--	--	--	--	--	--	--	--	--	--	--	--	-------------

x Credit for highlight distribution, base value multiplied by 1.1

Rank	Name	Nation	Starting Number	Total Segment Score	Total Element Score	Program Component Score (factored)	Total Deductions
6	JASI KESSLER	ITA	7	32.42	15.84	19.58	3.00

#	Executed Elements	Info	Base Value	GOE	J1	J2	J3	J4	J5	J6	J7	J8	J9	Ref	Scores of Panel
1	3S+COMBO		4.20	-2.10	-3	-3	-3	-3	-3						2.10
2	FCSp3		2.80	0.17	0	1	1	0	0						2.97
3	CSSp4		3.00	0.33	0	1	1	1	0						3.33
4	StSq1		1.80	0.00	0	1	0	0	0						1.80
5	2A	x	3.63	-1.50	-3	-3	-3	-3	-3						2.13
6	CCoSp3p2		2.50	-0.40	0	-1	-1	-2	-2						2.10
7	2Lz	x	2.31	-0.90	-3	-3	-3	-3	-3						1.41
			20.24												15.84
	Program Components			Factor											
	Skating Skills			1.00	4.00	4.25	4.00	4.25	4.00						4.08
	Transitions/Linking Footwork/Movement			1.00	3.75	3.75	3.75	3.75	3.50						3.75
	Performance/Execution			1.00	4.25	3.25	4.25	3.75	3.50						3.83
	Choreography/Composition			1.00	4.25	4.00	3.50	4.25	3.75						4.00
	Interpretation			1.00	4.00	4.75	3.75	4.00	3.50						3.92
	Judges Total Program Component Score (factored)														19.58

Deductions	Falls:	-3.00													-3.00
-------------------	--------	-------	--	--	--	--	--	--	--	--	--	--	--	--	--------------

x Credit for highlight distribution, base value multiplied by 1.1

CRYSTAL SKATE OF ROMANIA

JUNIOR MAN SHORT PROGRAM

JUDGES DETAILS PER SKATER

Rank	Name	Nation	Starting Number	Total Segment Score	Total Element Score	Program Score (factored)	Total Component Score (factored)	Total Deductions
7	MANUEL DRECHSLER	AUT	2	30.68	13.10		17.58	0.00

#	Executed Elements	Info	Base Value	GOE	J1	J2	J3	J4	J5	J6	J7	J8	J9	Ref	Scores of Panel
1	3T+2Lo		5.90	-1.40	-2	-2	-2	-2	-3						4.50
2	2Lz		2.10	-0.40	0	0	-1	-3	-3						1.70
3	FCSp1		1.90	-0.50	-1	-1	-2	-2	-2						1.40
4	1A*	*	0.00	0.00	-	-	-	-	-						0.00
5	CCoSp3p1		2.00	0.00	0	0	0	0	0						2.00
6	CSSp1		1.90	-0.20	0	-1	-1	0	-1						1.70
7	StSq1		1.80	0.00	0	1	0	0	0						1.80
			15.60												13.10
	Program Components			Factor											
	Skating Skills			1.00	3.75	4.75	4.00	3.75	3.75						3.83
	Transitions/Linking Footwork/Movement			1.00	3.25	4.50	3.25	3.25	3.25						3.25
	Performance/Execution			1.00	3.50	4.50	3.75	3.25	3.25						3.50
	Choreography/Composition			1.00	2.75	4.75	3.25	3.75	3.50						3.50
	Interpretation			1.00	3.25	5.00	3.50	3.50	3.50						3.50
	Judges Total Program Component Score (factored)														17.58

Deductions	0.00
-------------------	-------------

* Invalid element

printed: 10/25/2014 4:20:21PM

CRYSTAL SKATE OF ROMANIA

Deduction Protocol

JUNIOR MAN SHORT PROGRAM

#	Name	Nation	Deductions							Total
			Costume/ Prop violation	Time violation	Illegal element/m ovement	Falls	Interruption in excess	Costume failure	Late start	
1	ALESSANDRO FADINI	ITA								0.0
2	MANUEL DRECHSLER	AUT								0.0
3	DANYAR ADYLOV	KAZ								0.0
4	CARLO VITTORIO PALERMO	ITA								0.0
5	MICHEL TSIBA	NED				1.0				1.0
6	SLAVIK HAYRAPETYAN	ARM								0.0
7	JASI KESSLER	ITA				3.0				3.0

ALEXANDER PENCHEV ISU
Referee

MAGDALENA RUSIECKA ISU
Technical Controller

CRYSTAL SKATE OF ROMANIA

JUNIOR MAN

OLIMPIC SKATE RINK BRASOV

Short Program

Free Skating

Size of Skating Area	:	30m*60m
Ice Conditions	:	very good
Number of Entries	:	7
Number of Participants	:	7

Entry Withdrawn

Short Program

Duration : 2:50 Max.

Segment Factor : 1.00

Program Component Factors	Skating Skills	1.00
	Transitions/Linking Footwork/Movement	1.00
	Performance/Execution	1.00
	Choreography/Composition	1.00
	Interpretation	1.00

Free Skating

Duration : 4:00 +- 10 Sec.

Segment Factor : 1.00

Program Components Factors	Skating Skills	2.00
	Transitions/Linking Footwork/Movement	2.00
	Performance/Execution	2.00
	Choreography/Composition	2.00
	Interpretation	2.00

CRYSTAL SKATE OF ROMANIA

ENTRY LIST

JUNIOR MAN

	Name(s)	Nation	
1	SLAVIK HAYRAPETYAN	ARM	1
2	MANUEL DRECHSLER	AUT	2
3	ALESSANDRO FADINI	ITA	3
4	JARI KESSLER	ITA	3
5	CARLO VITTORIO PALERMO	ITA	3
6	DANYAR ADYLOV	KAZ	4
7	MICHEL TSIBA	NED	5

printed at: 10/26/2014 1:26:06PM

CRYSTAL SKATE OF ROMANIA

STARTING ORDER

JUNIOR MAN FREE SKATING

Starting Number	Name	Nation
1	MANUEL DRECHSLER	AUT
2	DANYAR ADYLOV	KAZ
3	JARI KESSLER	ITA
4	ALESSANDRO FADINI	ITA
5	SLAVIK HAYRAPETYAN	ARM
6	CARLO VITTORIO PALERMO	ITA
7	MICHEL TSIBA	NED

printed at: 10/26/2014 1:26:12PM

CRYSTAL SKATE OF ROMANIA

PANEL OF JUDGES

JUNIOR MAN - FREE SKATING

Officials

Technical Controller	MAGDALENA RUSIECKA	ISU
Technical Specialist	GRETY MARTON	ISU
Assistant Technical Specialist	FILIP STILLER	SWE

Judges

Referee	ALEXANDER PENCHEV	ISU
Judges	ANDREEA GMELIN	ISU
	UBAVKA NOVAKOVITCH KUTINOU	ISU
	ALEXANDER PENCHEV	ISU
	AGNIESZKA SWIDERSKA	POL
	DIANA BODI	ROU

Data/Replay Operator

	DZIANIS SAROKIN	ISU
	COSTIN GHEORGHE	ROU

CRYSTAL SKATE OF ROMANIA

Deduction Protocol

JUNIOR MAN FREE SKATING

#	Name	Nation	Deductions						Total	
			Costume/ Prop violation	Time violation	Illegal element/m ovement	Falls	Interruptio n in excess	Costume failure		Late start
1	MANUEL DRECHSLER	AUT								0.0
2	DANYAR ADYLOV	KAZ								0.0
3	JARI KESSLER	ITA				2.0				2.0
4	ALESSANDRO FADINI	ITA				1.0				1.0
5	SLAVIK HAYRAPETYAN	ARM				2.0				2.0
6	CARLO VITTORIO PALERMO	ITA				1.0				1.0
7	MICHEL TSIBA	NED				3.0				3.0

ALEXANDER PENCHEV ISU
Referee

MAGDALENA RUSIECKA ISU
Technical Controller

CRYSTAL SKATE OF ROMANIA

RESULTS

JUNIOR MAN FINAL RESULT

Pl.	Name	Nation	Total Score	SP	FS
1	SLAVIK HAYRAPETYAN	ARM	156.67	1	1
2	CARLO VITTORIO PALERMO	ITA	141.50	2	2
3	ALESSANDRO FADINI	ITA	117.42	3	3
4	JARI KESSLER	ITA	106.93	6	5
5	MANUEL DRECHSLER	AUT	105.22	7	4
6	MICHEL TSIBA	NED	101.57	4	6
7	DANYAR ADYLOV	KAZ	98.68	5	7

ALEXANDER PENCHEV ISU

Referee

Printed: 10/26/2014 1:26:18PM

MAGDALENA RUSIECKA ISU

Technical Controller

JUNIOR MAN

RESULT DETAILS FREE SKATING

Pl.	Name	Nation	Total Segment Score =	Total Element Score +	Tot. Prog. Comp. Score * +	SS	TR	PE	CH	IN	Deduct. -
1	SLAVIK HAYRAPETYAN	ARM	100.97	49.65	53.32	5.75	5.08	5.17	5.33	5.33	2.00
2	CARLO VITTORIO PALERMO	ITA	93.48	44.48	50.00	5.25	4.75	4.92	5.00	5.08	1.00
3	ALESSANDRO FADINI	ITA	75.69	30.69	46.00	4.75	4.25	4.67	4.58	4.75	1.00
4	MANUEL DRECHSLER	AUT	74.54	38.38	36.16	4.00	3.42	3.58	3.50	3.58	0.00
5	JARI KESSLER	ITA	74.51	33.83	42.68	4.42	3.92	4.25	4.33	4.42	2.00
6	MICHEL TSIBA	NED	66.17	27.83	41.34	4.50	3.92	4.00	4.08	4.17	3.00
7	DANYAR ADYLOV	KAZ	63.49	27.65	35.84	3.92	3.50	3.58	3.50	3.42	0.00

SS = Skating Skills TR = Transitions/Line PE = Performance/Execution CH = Choreography/Content IN= Interpretation

* = factored score

Printed: 10/26/2014 1:26:24PM

CRYSTAL SKATE OF ROMANIA

JUNIOR MAN FREE SKATING

JUDGES DETAILS PER SKATER

Rank	Name	Nation	Starting Number	Total Segment Score	Total Element Score	Program Score (factored)	Total Component Score (factored)	Total Deductions
1	SLAVIK HAYRAPETYAN	ARM	5	100.97	49.65		53.32	2.00

#	Executed Elements	Info	Base Value	GOE	J1	J2	J3	J4	J5	J6	J7	J8	J9	Ref	Scores of Panel
1	3Lz		6.00	-0.47	-2	0	0	-1	-1						5.53
2	3A<	<	6.00	-3.00	-3	-3	-3	-3	-3						3.00
3	3S		4.20	-1.40	-3	-2	-2	-2	-2						2.80
4	FCSp3		2.80	0.00	0	0	-1	0	0						2.80
5	3F<	<	3.70	-0.93	-2	-1	-1	-2	-1						2.77
6	3T		4.10	0.70	1	1	1	1	1						4.80
7	StSq2		2.60	0.67	1	1	1	2	2						3.27
8	CSSp4		3.00	0.50	1	1	1	1	1						3.50
9	3T+2T+2Lo	x	7.92	-0.47	0	0	-1	-1	-1						7.45
10	3S+2T	x	6.05	-1.63	-1	-2	-2	-3	-3						4.42
11	2A+2A+SEQ	x	5.81	0.00	0	1	0	0	0						5.81
12	CCoSp3p4		3.50	0.00	0	0	0	0	0						3.50
			55.68												49.65
Program Components			Factor												
Skating Skills				2.00	5.25	6.00	6.00	6.00	5.25						5.75
Transitions/Linking Footwork/Movement				2.00	4.25	5.25	5.25	5.50	4.75						5.08
Performance/Execution				2.00	4.75	5.00	6.00	5.50	5.00						5.17
Choreography/Composition				2.00	4.50	5.50	5.75	5.50	5.00						5.33
Interpretation				2.00	5.00	5.75	6.00	5.25	5.00						5.33
Judges Total Program Component Score (factored)															53.32

Deductions	Falls: -2.00	-2.00
-------------------	--------------	--------------

< Under-rotated jump x Credit for highlight distribution, base value multiplied by 1.1

Rank	Name	Nation	Starting Number	Total Segment Score	Total Element Score	Program Score (factored)	Total Component Score (factored)	Total Deductions
2	CARLO VITTORIO PALERMO	ITA	6	93.48	44.48		50.00	1.00

#	Executed Elements	Info	Base Value	GOE	J1	J2	J3	J4	J5	J6	J7	J8	J9	Ref	Scores of Panel
1	3T		4.10	0.00	0	0	0	0	0						4.10
2	3F		5.30	-1.87	-3	-2	-2	-3	-3						3.43
3	2A+3T		7.40	0.47	1	0	1	1	0						7.87
4	FCSp4		3.20	0.33	0	0	1	1	1						3.53
5	3Lo<	<	3.60	-2.10	-3	-2	-3	-3	-3						1.50
6	2A+2T+2Lo	x	7.04	0.00	0	0	0	1	0						7.04
7	2Lo	x	1.98	0.20	0	0	1	1	1						2.18
8	StSq2		2.60	0.00	0	1	0	0	0						2.60
9	3S+1T	x	5.06	-1.63	-3	-2	-2	-3	-2						3.43
10	FCSSp4		3.00	0.17	0	0	0	1	1						3.17
11	3S<	<	3.30	-1.17	-1	-1	-2	-2	-2						2.13
12	CCoSp3p4		3.50	0.00	0	0	0	0	0						3.50
			50.08												44.48
Program Components			Factor												
Skating Skills				2.00	4.75	5.50	5.50	5.75	4.50						5.25
Transitions/Linking Footwork/Movement				2.00	4.25	5.25	4.75	5.25	4.25						4.75
Performance/Execution				2.00	4.50	5.00	5.25	5.50	4.50						4.92
Choreography/Composition				2.00	4.75	5.25	5.00	5.50	4.25						5.00
Interpretation				2.00	4.50	5.75	5.00	5.75	4.50						5.08
Judges Total Program Component Score (factored)															50.00

Deductions	Falls: -1.00	-1.00
-------------------	--------------	--------------

< Under-rotated jump x Credit for highlight distribution, base value multiplied by 1.1

CRYSTAL SKATE OF ROMANIA

JUNIOR MAN FREE SKATING

JUDGES DETAILS PER SKATER

Rank	Name	Nation	Starting Number	Total Segment Score	Total Element Score	Total Program Score (factored)	Total Component Score (factored)	Total Deductions
3	ALESSANDRO FADINI	ITA	4	75.69	30.69		46.00	1.00

#	Executed Elements	Info	Base Value	GOE	J1	J2	J3	J4	J5	J6	J7	J8	J9	Ref	Scores of Panel
1	3T+2T		5.40	0.70	1	1	1	1	1						6.10
2	3F<	<	3.70	-1.87	-3	-2	-3	-3	-2						1.83
3	3S		4.20	-0.47	0	-1	0	-1	-1						3.73
4	FCSp2		2.30	0.00	0	0	1	0	0						2.30
5	2Lo		1.80	0.00	0	0	0	0	0						1.80
6	2A		3.30	0.17	0	1	0	1	0						3.47
7	3S+REP	x	3.23	-2.10	-3	-3	-3	-3	-3						1.13
8	2T	x	1.43	0.00	0	0	0	0	0						1.43
9	CSSp4		3.00	0.00	0	0	0	0	0						3.00
10	StSq2		2.60	-0.33	-1	-1	0	1	-1						2.27
11	2A	x	3.63	0.00	0	1	0	-1	0						3.63
12	SSp*	*	0.00	0.00	-	-	-	-	-						0.00
			34.59												30.69
Program Components				Factor											
Skating Skills				2.00	4.75	4.75	4.50	4.75	4.75						4.75
Transitions/Linking Footwork/Movement				2.00	3.75	4.50	4.00	4.25	4.50						4.25
Performance/Execution				2.00	4.50	4.25	5.00	4.75	4.75						4.67
Choreography/Composition				2.00	4.25	4.50	4.75	4.50	4.75						4.58
Interpretation				2.00	4.25	5.00	4.75	4.50	5.00						4.75
Judges Total Program Component Score (factored)															46.00

Deductions	Falls: -1.00	-1.00
-------------------	--------------	--------------

< Under-rotated jump * Invalid element x Credit for highlight distribution, base value multiplied by 1.1 REP Jump repetition

Rank	Name	Nation	Starting Number	Total Segment Score	Total Element Score	Total Program Score (factored)	Total Component Score (factored)	Total Deductions
4	MANUEL DRECHSLER	AUT	1	74.54	38.38		36.16	0.00

#	Executed Elements	Info	Base Value	GOE	J1	J2	J3	J4	J5	J6	J7	J8	J9	Ref	Scores of Panel
1	3Lz		6.00	0.00	0	0	0	0	-1						6.00
2	3Lo		5.10	0.00	0	0	0	0	0						5.10
3	FSSp1		2.00	0.00	0	1	0	0	0						2.00
4	3S+1Lo<<	<<	4.20	-1.40	-2	-1	-2	-3	-2						2.80
5	3T+2Lo		5.90	-0.70	-1	-1	-1	-2	-1						5.20
6	2A		3.30	-1.33	-3	-2	-2	-3	-3						1.97
7	StSq2		2.60	0.00	0	0	0	0	0						2.60
8	CCoSp3p1		2.00	0.00	0	0	0	-1	0						2.00
9	2Lo	x	1.98	0.00	0	0	0	0	0						1.98
10	2F	x	2.09	0.00	0	0	0	0	-1						2.09
11	3T	x	4.51	0.23	0	1	1	0	0						4.74
12	CSSp1		1.90	0.00	0	1	0	-1	0						1.90
			41.58												38.38
Program Components				Factor											
Skating Skills				2.00	4.00	4.75	4.00	3.50	4.00						4.00
Transitions/Linking Footwork/Movement				2.00	2.50	4.25	3.50	3.00	3.75						3.42
Performance/Execution				2.00	3.25	4.25	3.75	3.25	3.75						3.58
Choreography/Composition				2.00	2.50	4.50	3.50	3.25	3.75						3.50
Interpretation				2.00	3.25	4.75	3.75	3.00	3.75						3.58
Judges Total Program Component Score (factored)															36.16

Deductions		0.00
-------------------	--	-------------

<< Downgraded jump x Credit for highlight distribution, base value multiplied by 1.1

CRYSTAL SKATE OF ROMANIA

JUNIOR MAN FREE SKATING

JUDGES DETAILS PER SKATER

Rank	Name	Nation	Starting Number	Total Segment Score	Total Element Score	Total Program Score (factored)	Total Component Score (factored)	Total Deductions
5	JARI KESSLER	ITA	3	74.51	33.83		42.68	2.00

#	Executed Elements	Info	Base Value	GOE	J1	J2	J3	J4	J5	J6	J7	J8	J9	Ref	Scores of Panel
1	3S+2T		5.50	0.00	0	0	1	0	0						5.50
2	2Lo		1.80	0.30	0	1	1	1	1						2.10
3	2A		3.30	-0.50	0	-1	-1	-1	-1						2.80
4	3T		4.10	0.00	0	-1	0	0	0						4.10
5	CCoSp3p4		3.50	0.50	0	1	1	1	1						4.00
6	3S<<	<<	1.43 x	-0.60	-3	-3	-3	-3	-3						0.83
7	2F		2.09 x	0.00	0	0	0	0	0						2.09
8	1A+2T		2.64 x	0.00	0	0	0	0	0						2.64
9	CSSp4		3.00	0.00	0	0	0	0	0						3.00
10	StSq1		1.80	-0.90	-3	-2	-3	-3	-3						0.90
11	2F+1Lo+2S		4.07 x	-0.10	0	0	-1	0	-1						3.97
12	FCSp1		1.90	0.00	0	0	0	0	-1						1.90
			35.13												33.83
Program Components				Factor											
Skating Skills				2.00	4.50	4.50	4.00	4.50	4.25						4.42
Transitions/Linking Footwork/Movement				2.00	4.00	3.75	3.75	4.00	4.00						3.92
Performance/Execution				2.00	4.25	4.00	4.50	4.25	4.25						4.25
Choreography/Composition				2.00	4.00	4.25	4.50	4.50	4.25						4.33
Interpretation				2.00	4.25	4.50	4.75	4.25	4.50						4.42
Judges Total Program Component Score (factored)															42.68

Deductions	Falls: -2.00	-2.00
-------------------	--------------	--------------

<< Downgraded jump x Credit for highlight distribution, base value multiplied by 1.1

Rank	Name	Nation	Starting Number	Total Segment Score	Total Element Score	Total Program Score (factored)	Total Component Score (factored)	Total Deductions
6	MICHEL TSIBA	NED	7	66.17	27.83		41.34	3.00

#	Executed Elements	Info	Base Value	GOE	J1	J2	J3	J4	J5	J6	J7	J8	J9	Ref	Scores of Panel
1	3T		4.10	0.00	0	0	0	1	0						4.10
2	3S+2T		5.50	-0.23	0	0	-1	-1	0						5.27
3	CSSp3		2.60	0.17	0	1	0	0	1						2.77
4	FSSp3		2.60	0.00	0	0	0	0	1						2.60
5	StSq2		2.60	0.00	0	1	0	0	0						2.60
6	3T+REP		3.16 x	-2.10	-2	-3	-3	-3	-3						1.06
7	2A		3.63 x	-1.50	-3	-3	-3	-3	-3						2.13
8	3S<	<	3.30 x	-2.10	-3	-3	-3	-3	-3						1.20
9	2A		3.63 x	0.00	0	0	0	0	0						3.63
10	2F+1Lo<<+SEQ	<<	1.67 x	-0.70	-3	-1	-2	-2	-3						0.97
11	CCoSp2p2		1.80	-0.30	0	-1	-1	-2	-1						1.50
			34.59												27.83
Program Components				Factor											
Skating Skills				2.00	4.50	5.25	4.25	4.50	4.50						4.50
Transitions/Linking Footwork/Movement				2.00	4.00	5.00	3.25	3.75	4.00						3.92
Performance/Execution				2.00	4.25	4.50	3.75	3.75	4.00						4.00
Choreography/Composition				2.00	4.00	5.25	3.50	4.25	4.00						4.08
Interpretation				2.00	4.50	5.00	3.50	4.00	4.00						4.17
Judges Total Program Component Score (factored)															41.34

Deductions	Falls: -3.00	-3.00
-------------------	--------------	--------------

< Under-rotated jump << Downgraded jump x Credit for highlight distribution, base value multiplied by 1.1 REP Jump repetition

CRYSTAL SKATE OF ROMANIA

JUNIOR MAN FREE SKATING

JUDGES DETAILS PER SKATER

Rank	Name	Nation	Starting Number	Total Segment Score	Total Element Score	Program Score (factored)	Component Score (factored)	Total Deductions
7	DANYAR ADYLOV	KAZ	2	63.49	27.65		35.84	0.00

#	Executed Elements	Info	Base Value	GOE	J1	J2	J3	J4	J5	J6	J7	J8	J9	Ref	Scores of Panel
1	2Lo		1.80	0.00	0	0	-1	0	0						1.80
2	2Lz	!	2.10	-0.20	-1	0	-1	0	-1						1.90
3	3S		4.20	-1.87	-2	-1	-3	-3	-3						2.33
4	3T+2T		5.40	0.00	0	0	0	0	0						5.40
5	StSq3		3.30	0.00	0	0	0	0	0						3.30
6	FCCoSp3p3		3.00	0.00	0	0	0	0	0						3.00
7	2S+2T		2.86	x 0.00	0	0	0	0	0						2.86
8	2T*	*	0.00	0.00	-	-	-	-	-						0.00
9	1A		1.21	x -0.13	0	0	-1	-1	-1						1.08
10	1A		1.21	x 0.00	0	0	0	-1	0						1.21
11	CCoSp3p3		3.00	0.00	0	0	0	-1	0						3.00
12	CSSp2V1		1.60	0.17	0	0	0	1	1						1.77
			29.68												27.65
	Program Components			Factor											
	Skating Skills			2.00	4.00	4.50	3.50	3.75	4.00						3.92
	Transitions/Linking Footwork/Movement			2.00	3.25	4.00	2.75	3.50	3.75						3.50
	Performance/Execution			2.00	3.50	4.00	3.25	3.75	3.50						3.58
	Choreography/Composition			2.00	3.25	4.50	3.00	3.50	3.75						3.50
	Interpretation			2.00	3.50	4.25	3.00	3.25	3.50						3.42
	Judges Total Program Component Score (factored)														35.84

Deductions	Total
	0.00

* Invalid element x Credit for highlight distribution, base value multiplied by 1.1 ! Not clear edge

printed: 10/26/2014 1:26:31PM

CRYSTAL SKATE OF ROMANIA

NOVICE ADV LADY

OLIMPIC SKATE RINK BRASOV	Short Program Free Skating
----------------------------------	-------------------------------

Size of Skating Area	:	30m*60m
Ice Conditions	:	very good
Number of Entries	:	6
Number of Participants	:	6

Entry Withdrawn	:	
-----------------	---	--

Short Program			
Duration	:	2:30	Max.
Segment Factor	:	1.00	
Program Component Factors		Skating Skills	0.80
		Transitions	0.80
		Performance/Execution	0.80
		Interpretation	0.80

Free Skating			
Duration	:	3:00	+ - 10 Sec.
Segment Factor	:	1.00	
Program Components Factors		Skating Skills	1.60
		Transitions	1.60
		Performance/Execution	1.60
		Interpretation	1.60

CRYSTAL SKATE OF ROMANIA

ENTRY LIST

NOVICE ADV LADY

	Name(s)	Nation	
1	DANIELA IPSARIDES	CYP	1
2	FRANCESCA CApomOLLA	ITA	2
3	BANG JEE WON	KOR	3
4	PARK JI HYE	KOR	3
5	YOON SEOYOUNG	KOR	3
6	AMANDA STAN	ROU	4

printed at: 10/25/2014 4:16:51PM

CRYSTAL SKATE OF ROMANIA

STARTING ORDER

NOVICE ADV LADY SHORT PROGRAM

Starting Number	Name	Nation
1	AMANDA STAN	ROU
2	FRANCESCA CA POMOLLA	ITA
3	BANG JEE WON	KOR
4	PARK JI HYE	KOR
5	YOON SEOYOUNG	KOR
6	DANIELA IPSARIDES	CYP

printed at: 10/25/2014 4:16:56PM

CRYSTAL SKATE OF ROMANIA

PANEL OF JUDGES

NOVICE ADV LADY - SHORT PROGRAM

Officials

Technical Controller	MAGDALENA RUSIECKA	ISU
Technical Specialist	GRETY MARTON	ISU
Assistant Technical Specialist	FILIP STILLER	SWE

Judges

Referee	ALEXANDER PENCHEV	ISU
Judges	UBAVKA NOVAKOVITCH KUTINOU	ISU
	ALEXANDER PENCHEV	ISU
	AGNIESZKA SWIDERSKA	POL
	DIANA BODI	ROU

Data/Replay Operator

	DZIANIS SAROKIN	ISU
	COSTIN GHEORGHE	ROU

CRYSTAL SKATE OF ROMANIA

RESULTS

NOVICE ADV LADY AFTER SHORT PROGRAM

Pl.	Name	Nation	Total Score	SP	FS
1	BANG JEE WON	KOR	74.49	4	1
2	FRANCESCA CAPOMOLLA	ITA	74.38	2	2
3	AMANDA STAN	ROU	70.02	3	3
4	YOON SEOYOUNG	KOR	69.52	1	4
5	PARK JI HYE	KOR	60.40	5	5
6	DANIELA IPSARIDES	CYP	40.94	6	6

ALEXANDER PENCHEV ISU

Referee

Printed: 10/25/2014 4:17:02PM

MAGDALENA RUSIECKA ISU

Technical Controller

NOVICE ADV LADY

RESULT DETAILS SHORT PROGRAM

Pl.	Name	Nation	Total Segment Score =	Total Element Score +	Tot. Prog. Comp. Score * +	SS	TR	PE		IN	Deduct. -
1	YOON SEOYOUNG	KOR	28.24	15.49	12.75	4.06	3.81	4.06	0.00	4.00	0.00
2	FRANCESCA CAPOMOLLA	ITA	27.98	16.38	12.60	4.19	3.75	3.88	0.00	3.94	1.00
3	AMANDA STAN	ROU	26.39	14.44	11.95	3.94	3.50	3.69	0.00	3.81	0.00
4	BANG JEE WON	KOR	24.96	13.36	12.60	4.13	3.75	3.88	0.00	4.00	1.00
5	PARK JI HYE	KOR	24.83	13.23	11.60	3.88	3.44	3.56	0.00	3.63	0.00
6	DANIELA IPSARIDES	CYP	15.97	8.07	7.90	2.69	2.25	2.44	0.00	2.50	0.00

SS = Skating Skills TR = Transitions PE = Performance/Execution =

IN= Interpretation

* = factored score

Printed: 10/25/2014 4:17:06PM

CRYSTAL SKATE OF ROMANIA

NOVICE ADV LADY SHORT PROGRAM

JUDGES DETAILS PER SKATER

Rank	Name	Nation	Starting Number	Total Segment Score	Total Element Score	Program Score (factored)	Total Component Score (factored)	Total Deductions
1	YOON SEOYOUNG	KOR	5	28.24	15.49		12.75	0.00

#	Executed Elements	Info	Base Value	GOE	J1	J2	J3	J4	J5	J6	J7	J8	J9	Ref	Scores of Panel
1	3S<	<	3.00	-1.05	-1	-1	-2	-2							1.95
2	2A<	<	2.30	-0.63	-1	0	-2	-2							1.67
3	LSp3		2.40	0.50	1	1	1	1							2.90
4	StSq2		2.60	0.50	2	2	0	0							3.10
5	2Lz+2T<	!	3.00	-0.38	0	-1	-3	-1							2.62
6	CCoSp3p3		3.00	0.25	0	1	1	0							3.25
			16.30												15.49
Program Components				Factor											
Skating Skills				0.80	3.75	4.25	4.00	4.25					4.06		
Transitions				0.80	3.75	4.00	3.75	3.75					3.81		
Performance/Execution				0.80	4.00	4.25	4.00	4.00					4.06		
Interpretation				0.80	4.00	4.50	3.75	3.75					4.00		
Judges Total Program Component Score (factored)															12.75

Deductions															0.00
-------------------	--	--	--	--	--	--	--	--	--	--	--	--	--	--	-------------

< Under-rotated jump ! Not clear edge

Rank	Name	Nation	Starting Number	Total Segment Score	Total Element Score	Program Score (factored)	Total Component Score (factored)	Total Deductions
2	FRANCESCA CAPOMOLLA	ITA	2	27.98	16.38		12.60	1.00

#	Executed Elements	Info	Base Value	GOE	J1	J2	J3	J4	J5	J6	J7	J8	J9	Ref	Scores of Panel
1	2A		3.30	0.13	0	1	0	0							3.43
2	3S		4.20	-2.10	-3	-3	-3	-3							2.10
3	2Lz+2T		3.40	0.00	0	0	0	0							3.40
4	StSq2		2.60	0.13	0	1	0	0							2.73
5	CCoSp3p3		3.00	0.05	1	0	0	-1							3.05
6	LSp2		1.90	-0.23	0	0	-1	-2							1.67
			18.40												16.38
Program Components				Factor											
Skating Skills				0.80	4.00	4.00	4.25	4.50					4.19		
Transitions				0.80	3.50	3.25	4.25	4.00					3.75		
Performance/Execution				0.80	4.00	3.50	4.00	4.00					3.88		
Interpretation				0.80	3.75	3.75	4.00	4.25					3.94		
Judges Total Program Component Score (factored)															12.60

Deductions	Falls: -1.00														-1.00
-------------------	--------------	--	--	--	--	--	--	--	--	--	--	--	--	--	--------------

Rank	Name	Nation	Starting Number	Total Segment Score	Total Element Score	Program Score (factored)	Total Component Score (factored)	Total Deductions
3	AMANDA STAN	ROU	1	26.39	14.44		11.95	0.00

#	Executed Elements	Info	Base Value	GOE	J1	J2	J3	J4	J5	J6	J7	J8	J9	Ref	Scores of Panel
1	2Lo		1.80	0.00	0	0	0	0							1.80
2	2A<<	<<	1.10	-0.50	-3	-2	-2	-3							0.60
3	LSp3		2.40	0.38	0	2	0	1							2.78
4	2Lz+2T		3.40	0.00	0	0	0	0							3.40
5	StSq2		2.60	0.13	0	1	0	0							2.73
6	CCoSp3p3		3.00	0.13	0	1	0	0							3.13
			14.30												14.44
Program Components				Factor											
Skating Skills				0.80	3.75	4.00	4.00	4.00					3.94		
Transitions				0.80	3.75	3.50	3.50	3.25					3.50		
Performance/Execution				0.80	3.75	3.75	3.75	3.50					3.69		
Interpretation				0.80	4.00	4.25	3.75	3.25					3.81		
Judges Total Program Component Score (factored)															11.95

Deductions															0.00
-------------------	--	--	--	--	--	--	--	--	--	--	--	--	--	--	-------------

<< Downgraded jump

CRYSTAL SKATE OF ROMANIA
NOVICE ADV LADY SHORT PROGRAM

JUDGES DETAILS PER SKATER

Rank	Name	Nation	Starting Number	Total Segment Score	Total Element Score	Program Score (factored)	Total Component Score (factored)	Total Deductions
4	BANG JEE WON	KOR	3	24.96	13.36		12.60	1.00

#	Executed Elements	Info	Base Value	GOE	J1	J2	J3	J4	J5	J6	J7	J8	J9	Ref	Scores of Panel
1	3S<<+2T	<<	2.60	-0.60	-3	-3	-3	-3							2.00
2	1A<<	<<	0.00	0.00	-	-	-	-							0.00
3	CCoSp3p3		3.00	0.38	0	1	1	1							3.38
4	2Lz		2.10	0.00	0	0	0	0							2.10
5	StSq2		2.60	0.38	0	1	1	1							2.98
6	LSp3		2.40	0.50	1	2	0	1							2.90
			12.70												13.36
	Program Components			Factor											
	Skating Skills			0.80	4.00	4.00	4.25	4.25							4.13
	Transitions			0.80	3.50	3.75	4.00	3.75							3.75
	Performance/Execution			0.80	4.00	3.50	4.00	4.00							3.88
	Interpretation			0.80	4.00	3.75	4.25	4.00							4.00
	Judges Total Program Component Score (factored)														12.60

Deductions	Falls: -1.00	-1.00
-------------------	--------------	--------------

<< Downgraded jump

Rank	Name	Nation	Starting Number	Total Segment Score	Total Element Score	Program Score (factored)	Total Component Score (factored)	Total Deductions
5	PARK JI HYE	KOR	4	24.83	13.23		11.60	0.00

#	Executed Elements	Info	Base Value	GOE	J1	J2	J3	J4	J5	J6	J7	J8	J9	Ref	Scores of Panel
1	2A		3.30	0.00	0	1	0	-1							3.30
2	2Lo+2T<	<	2.70	-0.30	-1	-1	-1	-1							2.40
3	LSp1		1.50	-0.15	-1	0	0	-1							1.35
4	2Lz<	<	1.50	-0.38	-1	-1	-2	-1							1.12
5	StSq1		1.80	0.13	0	1	0	0							1.93
6	CCoSp3p3		3.00	0.13	0	1	0	0							3.13
			13.80												13.23
	Program Components			Factor											
	Skating Skills			0.80	3.50	4.00	4.00	4.00							3.88
	Transitions			0.80	3.00	3.50	3.75	3.50							3.44
	Performance/Execution			0.80	3.25	3.25	3.75	4.00							3.56
	Interpretation			0.80	3.50	3.75	3.75	3.50							3.63
	Judges Total Program Component Score (factored)														11.60

Deductions		0.00
-------------------	--	-------------

< Under-rotated jump

**CRYSTAL SKATE OF ROMANIA
NOVICE ADV LADY SHORT PROGRAM**

JUDGES DETAILS PER SKATER

Rank	Name	Nation	Starting Number	Total Segment Score	Total Element Score	Program Score (factored)	Total Component Score (factored)	Total Deductions
6	DANIELA IPSARIDES	CYP	6	15.97	8.07		7.90	0.00

#	Executed Elements	Info	Base Value	GOE	J1	J2	J3	J4	J5	J6	J7	J8	J9	Ref	Scores of Panel
1	2S<+2T<<	<<	1.30	-0.55	-3	-2	-3	-3							0.75
2	2Lo<	<	1.30	-0.30	-1	-1	-1	-1							1.00
3	LSp1		1.50	0.00	0	0	0	0							1.50
4	StSq1		1.80	-0.08	0	0	-1	0							1.72
5	1A		1.10	0.00	0	0	0	0							1.10
6	CCoSp3p1		2.00	0.00	0	0	0	0							2.00
			9.00												8.07
	Program Components			Factor											
	Skating Skills			0.80	2.25	3.00	2.75	2.75							2.69
	Transitions			0.80	1.75	2.50	2.50	2.25							2.25
	Performance/Execution			0.80	2.00	2.50	2.75	2.50							2.44
	Interpretation			0.80	2.00	2.75	2.75	2.50							2.50
	Judges Total Program Component Score (factored)														7.90

Deductions	Total
	0.00

< Under-rotated jump << Downgraded jump

printed: 10/25/2014 4:17:13PM

CRYSTAL SKATE OF ROMANIA

Deduction Protocol

NOVICE ADV LADY SHORT PROGRAM

#	Name	Nation	Deductions						Total	
			Costume/ Prop violation	Time violation	Illegal element/m ovement	Falls	Interruption in excess	Costume failure		Late start
1	AMANDA STAN	ROU								0.0
2	FRANCESCA CAPOMOLLA	ITA				1.0				1.0
3	BANG JEE WON	KOR				1.0				1.0
4	PARK JI HYE	KOR								0.0
5	YOON SEO YOUNG	KOR								0.0
6	DANIELA IPSARIDES	CYP								0.0

ALEXANDER PENCHEV ISU

Referee

MAGDALENA RUSIECKA ISU

Technical Controller

CRYSTAL SKATE OF ROMANIA

NOVICE ADV LADY

OLIMPIC SKATE RINK BRASOV	Short Program Free Skating
----------------------------------	-------------------------------

Size of Skating Area	:	30m*60m
Ice Conditions	:	very good
Number of Entries	:	6
Number of Participants	:	6

Entry Withdrawn	:	
-----------------	---	--

Short Program			
Duration	:	2:30	Max.
Segment Factor	:	1.00	
Program Component Factors		Skating Skills	0.80
		Transitions	0.80
		Performance/Execution	0.80
		Interpretation	0.80

Free Skating			
Duration	:	3:00	+ - 10 Sec.
Segment Factor	:	1.00	
Program Components Factors		Skating Skills	1.60
		Transitions	1.60
		Performance/Execution	1.60
		Interpretation	1.60

CRYSTAL SKATE OF ROMANIA

ENTRY LIST

NOVICE ADV LADY

	Name(s)	Nation	
1	DANIELA IPSARIDES	CYP	1
2	FRANCESCA CAPOMOLLA	ITA	2
3	BANG JEE WON	KOR	3
4	PARK JI HYE	KOR	3
5	YOON SEOYOUNG	KOR	3
6	AMANDA STAN	ROU	4

printed at: 10/25/2014 4:18:04PM

CRYSTAL SKATE OF ROMANIA

STARTING ORDER

NOVICE ADV LADY FREE SKATING

Starting Number	Name	Nation
1	PARK JI HYE	KOR
2	DANIELA IPSARIDES	CYP
3	BANG JEE WON	KOR
4	FRANCESCA CA POMOLLA	ITA
5	YOON SEOYOUNG	KOR
6	AMANDA STAN	ROU

printed at: 10/25/2014 4:18:09PM

CRYSTAL SKATE OF ROMANIA

PANEL OF JUDGES

NOVICE ADV LADY - FREE SKATING

Officials

Technical Controller	MAGDALENA RUSIECKA	ISU
Technical Specialist	GRETY MARTON	ISU
Assistant Technical Specialist	FILIP STILLER	SWE

Judges

Referee	ALEXANDER PENCHEV	ISU
Judges	UBAVKA NOVAKOVITCH KUTINOU	ISU
	ALEXANDER PENCHEV	ISU
	AGNIESZKA SWIDERSKA	POL
	DIANA BODI	ROU

Data/Replay Operator

	DZIANIS SAROKIN	ISU
	COSTIN GHEORGHE	ROU

CRYSTAL SKATE OF ROMANIA

RESULTS

NOVICE ADV LADY FINAL RESULT

Pl.	Name	Nation	Total Score	SP	FS
1	BANG JEE WON	KOR	74.49	4	1
2	FRANCESCA CAPOMOLLA	ITA	74.38	2	2
3	AMANDA STAN	ROU	70.02	3	3
4	YOON SEOYOUNG	KOR	69.52	1	4
5	PARK JI HYE	KOR	60.40	5	5
6	DANIELA IPSARIDES	CYP	40.94	6	6

ALEXANDER PENCHEV ISU

Referee

Printed: 10/25/2014 4:18:14PM

MAGDALENA RUSIECKA ISU

Technical Controller

NOVICE ADV LADY

RESULT DETAILS FREE SKATING

Pl.	Name	Nation	Total Segment Score =	Total Element Score +	Tot. Prog. Comp. Score * +	SS	TR	PE		IN	Deduct. -
1	BANG JEE WON	KOR	49.53	23.63	25.90	4.25	3.81	4.06	0.00	4.06	0.00
2	FRANCESCA CAPOMOLLA	ITA	46.40	21.47	25.93	4.38	3.88	3.88	0.00	4.06	1.00
3	AMANDA STAN	ROU	43.63	19.71	24.92	4.06	3.63	4.00	0.00	3.88	1.00
4	YOON SEOYOUNG	KOR	41.28	17.67	24.61	4.00	3.63	3.69	0.00	4.06	1.00
5	PARK JI HYE	KOR	35.57	15.87	20.70	3.50	3.00	3.25	0.00	3.19	1.00
6	DANIELA IPSARIDES	CYP	24.97	10.36	15.61	2.63	2.25	2.31	0.00	2.56	1.00

SS = Skating Skills TR = Transitions PE = Performance/Execution =

IN= Interpretation

* = factored score

Printed: 10/25/2014 4:18:19PM

CRYSTAL SKATE OF ROMANIA

NOVICE ADV LADY FREE SKATING

JUDGES DETAILS PER SKATER

Rank	Name	Nation	Starting Number	Total Segment Score	Total Element Score	Program Score (factored)	Total Component Score (factored)	Total Deductions
1	BANG JEE WON	KOR	3	49.53	23.63		25.90	0.00

#	Executed Elements	Info	Base Value	GOE	J1	J2	J3	J4	J5	J6	J7	J8	J9	Ref	Scores of Panel
1	2S		1.30	0.00	0	0	0	0							1.30
2	2A+2T		4.60	0.13	-1	1	1	0							4.73
3	2F+2T	!	3.20	-0.30	-1	-1	-1	-1							2.90
4	FCCoSp3p3		3.00	-0.08	-1	0	0	0							2.92
5	2A<	<	2.30	-0.50	-1	-1	-1	-1							1.80
6	2Lz		2.10	0.08	0	0	0	1							2.18
7	StSq2		2.60	0.25	1	1	0	0							2.85
8	2F	!	1.90	-0.08	0	0	-1	0							1.82
9	CCoSp3p3		3.00	0.13	1	0	0	0							3.13
			24.00											23.63	
Program Components				Factor											
Skating Skills				1.60	4.25	4.25	4.25	4.25					4.25		
Transitions				1.60	3.75	3.75	4.00	3.75					3.81		
Performance/Execution				1.60	4.00	4.00	4.25	4.00					4.06		
Interpretation				1.60	4.25	4.00	4.00	4.00					4.06		
Judges Total Program Component Score (factored)														25.90	

Deductions	0.00
-------------------	-------------

< Under-rotated jump ! Not clear edge

Rank	Name	Nation	Starting Number	Total Segment Score	Total Element Score	Program Score (factored)	Total Component Score (factored)	Total Deductions
2	FRANCESCA CAPOMOLLA	ITA	4	46.40	21.47		25.93	1.00

#	Executed Elements	Info	Base Value	GOE	J1	J2	J3	J4	J5	J6	J7	J8	J9	Ref	Scores of Panel
1	2A		3.30	0.13	0	1	0	0							3.43
2	2Lz		2.10	-0.90	-3	-3	-3	-3							1.20
3	2S		1.30	-0.15	0	0	-1	-2							1.15
4	2A		3.30	-1.00	-3	-1	-1	-3							2.30
5	FCCoSp3p3		3.00	-0.23	-1	-1	-1	0							2.77
6	2F		1.90	-0.30	-1	-1	-1	-1							1.60
7	StSq2		2.60	0.38	1	1	0	1							2.98
8	2F+2T		3.20	-0.08	0	0	0	-1							3.12
9	CCoSp3p3		3.00	-0.08	0	0	0	-1							2.92
			23.70											21.47	
Program Components				Factor											
Skating Skills				1.60	4.25	4.50	4.00	4.75					4.38		
Transitions				1.60	3.50	4.00	3.50	4.50					3.88		
Performance/Execution				1.60	3.75	3.75	3.50	4.50					3.88		
Interpretation				1.60	4.00	4.25	3.75	4.25					4.06		
Judges Total Program Component Score (factored)														25.93	

Deductions	Falls: -1.00	-1.00
-------------------	--------------	--------------

CRYSTAL SKATE OF ROMANIA

NOVICE ADV LADY FREE SKATING

JUDGES DETAILS PER SKATER

Rank	Name	Nation	Starting Number	Total Segment Score	Total Element Score	Program Score (factored)	Total Component Score (factored)	Total Deductions
3	AMANDA STAN	ROU	6	43.63	19.71		24.92	1.00

#	Executed Elements	Info	Base Value	GOE	J1	J2	J3	J4	J5	J6	J7	J8	J9	Ref	Scores of Panel
1	3S<<	<<	1.30	-0.60	-3	-3	-3	-3							0.70
2	2A<<	<<	1.10	-0.45	-3	-2	-2	-2							0.65
3	2Lz+2T		3.40	0.08	0	0	0	1							3.48
4	FSSp2		2.30	0.18	1	1	0	-1							2.48
5	2Fe+2Lo	e	3.20	-0.53	-1	-2	-2	-2							2.67
6	StSq3		3.30	0.13	0	1	0	0							3.43
7	2Lz		2.10	0.08	0	0	0	1							2.18
8	2Fe	e	1.40	-0.53	-1	-2	-2	-2							0.87
9	CCoSp3p3		3.00	0.25	1	1	0	0							3.25
			21.10												19.71
Program Components				Factor											
Skating Skills				1.60	4.25	4.00	4.00	4.00					4.06		
Transitions				1.60	3.75	3.50	3.50	3.75					3.63		
Performance/Execution				1.60	4.00	4.00	4.00	4.00					4.00		
Interpretation				1.60	4.00	4.00	3.75	3.75					3.88		
Judges Total Program Component Score (factored)															24.92

Deductions	Falls: -1.00	-1.00
-------------------	--------------	--------------

<< Downgraded jump e Wrong edge

Rank	Name	Nation	Starting Number	Total Segment Score	Total Element Score	Program Score (factored)	Total Component Score (factored)	Total Deductions
4	YOON SEOYOUNG	KOR	5	41.28	17.67		24.61	1.00

#	Executed Elements	Info	Base Value	GOE	J1	J2	J3	J4	J5	J6	J7	J8	J9	Ref	Scores of Panel
1	3S<	<	3.00	-2.10	-3	-3	-3	-3							0.90
2	2A<	<	2.30	-0.50	-1	-1	-1	-1							1.80
3	2Lo		1.80	0.00	0	0	0	0							1.80
4	FCSp2		2.30	-0.03	0	1	-1	-1							2.27
5	2Lz+2T<	!	3.00	-0.38	-1	-1	-2	-1							2.62
6	StSq1		1.80	0.13	0	1	0	0							1.93
7	CCoSp3p3		3.00	0.13	0	0	0	1							3.13
8	2F		1.90	-0.23	0	-1	-1	-1							1.67
9	2Fe+2T<	e	2.30	-0.75	-2	-2	-3	-3							1.55
			21.40												17.67
Program Components				Factor											
Skating Skills				1.60	4.00	4.25	3.75	4.00					4.00		
Transitions				1.60	3.50	4.00	3.50	3.50					3.63		
Performance/Execution				1.60	3.50	3.50	3.75	4.00					3.69		
Interpretation				1.60	3.75	4.25	4.00	4.25					4.06		
Judges Total Program Component Score (factored)															24.61

Deductions	Falls: -1.00	-1.00
-------------------	--------------	--------------

< Under-rotated jump e Wrong edge ! Not clear edge

CRYSTAL SKATE OF ROMANIA

NOVICE ADV LADY FREE SKATING

JUDGES DETAILS PER SKATER

Rank	Name	Nation	Starting Number	Total Segment Score	Total Element Score	Program Score (factored)	Total Component Score (factored)	Total Deductions
5	PARK JI HYE	KOR	1	35.57	15.87		20.70	1.00

#	Executed Elements	Info	Base Value	GOE	J1	J2	J3	J4	J5	J6	J7	J8	J9	Ref	Scores of Panel
1	2Lo+2T		3.10	0.00	0	0	0	0							3.10
2	1Lz		0.60	-0.20	-3	-1	-2	-2							0.40
3	2A<<	<<	1.10	-0.60	-3	-3	-3	-3							0.50
4	CCoSp3p1		2.00	0.00	0	0	0	0							2.00
5	FCCoSp3p3		3.00	0.00	0	0	0	0							3.00
6	2S+2T		2.60	-0.05	0	0	-1	0							2.55
7	2Fe	e	1.40	-0.60	-1	-2	-2	-3							0.80
8	StSq2		2.60	0.00	0	0	0	0							2.60
9	2Lo<	<	1.30	-0.38	-1	-1	-1	-2							0.92
			17.70												15.87
Program Components				Factor											
	Skating Skills			1.60	3.25	3.50	3.75	3.50							3.50
	Transitions			1.60	2.75	3.00	3.25	3.00							3.00
	Performance/Execution			1.60	3.00	3.25	3.50	3.25							3.25
	Interpretation			1.60	3.25	3.25	3.25	3.00							3.19
Judges Total Program Component Score (factored)															20.70

Deductions	Falls: -1.00	-1.00
-------------------	--------------	--------------

< Under-rotated jump << Downgraded jump e Wrong edge

Rank	Name	Nation	Starting Number	Total Segment Score	Total Element Score	Program Score (factored)	Total Component Score (factored)	Total Deductions
6	DANIELA IPSARIDES	CYP	2	24.97	10.36		15.61	1.00

#	Executed Elements	Info	Base Value	GOE	J1	J2	J3	J4	J5	J6	J7	J8	J9	Ref	Scores of Panel
1	1A		1.10	0.00	0	0	0	0							1.10
2	2S		1.30	0.00	0	0	0	0							1.30
3	2Lo		1.80	-0.90	-3	-3	-3	-3							0.90
4	FCCoSp3pB		1.70	-0.23	0	0	-1	-2							1.47
5	StSqB		1.50	0.00	0	0	0	0							1.50
6	2S<+1T	<	1.30	-0.25	-2	-1	-1	-1							1.05
7	2Lo<+1Lo	<	1.80	-0.38	-2	-1	-1	-1							1.42
8	CCoSp3pB		1.70	-0.08	0	0	0	-1							1.62
			12.20												10.36
Program Components				Factor											
	Skating Skills			1.60	2.75	3.00	2.25	2.50							2.63
	Transitions			1.60	2.50	2.50	2.00	2.00							2.25
	Performance/Execution			1.60	2.50	2.50	2.00	2.25							2.31
	Interpretation			1.60	2.75	3.00	2.00	2.50							2.56
Judges Total Program Component Score (factored)															15.61

Deductions	Falls: -1.00	-1.00
-------------------	--------------	--------------

< Under-rotated jump

printed: 10/25/2014 4:18:25PM

CRYSTAL SKATE OF ROMANIA

Deduction Protocol

NOVICE ADV LADY FREE SKATING

#	Name	Nation	Deductions							Total
			Costume/ Prop violation	Time violation	Illegal element/m ovement	Falls	Interruptio n in excess	Costume failure	Late start	
1	PARK JI HYE	KOR				1.0				1.0
2	DANIELA IPSARIDES	CYP				1.0				1.0
3	BANG JEE WON	KOR								0.0
4	FRANCESCA CAPOMOLLA	ITA				1.0				1.0
5	YOON SEO YOUNG	KOR				1.0				1.0
6	AMANDA STAN	ROU				1.0				1.0

ALEXANDER PENCHEV ISU

Referee

MAGDALENA RUSIECKA ISU

Technical Controller

CRYSTAL SKATE OF ROMANIA

NOVICE ADV MAN

OLIMPIC SKATE RINK BRASOV	Short Program Free Skating
----------------------------------	-------------------------------

Size of Skating Area	:	30m*60m
Ice Conditions	:	very good
Number of Entries	:	1
Number of Participants	:	1

Entry Withdrawn	:	
-----------------	---	--

Short Program			
Duration	:	2:30	Max.
Segment Factor	:	1.00	
Program Component Factors		Skating Skills	0.90
		Transitions	0.90
		Performance/Execution	0.90
		Interpretation	0.90

Free Skating			
Duration	:	3:30	+ - 10 Sec.
Segment Factor	:	1.00	
Program Components Factors		Skating Skills	1.80
		Transitions	1.80
		Performance/Execution	1.80
		Interpretation	1.80

CRYSTAL SKATE OF ROMANIA

ENTRY LIST

NOVICE ADV MAN

	Name(s)	Nation
1	DANIEL GRASSL	ITA 1

printed at: 10/25/2014 4:13:32PM

CRYSTAL SKATE OF ROMANIA

STARTING ORDER

NOVICE ADV MAN SHORT PROGRAM

Starting Number	Name	Nation
1	DANIEL GRASSL	ITA

printed at: 10/25/2014 4:13:38PM

CRYSTAL SKATE OF ROMANIA

PANEL OF JUDGES

NOVICE ADV MAN - SHORT PROGRAM

Officials

Technical Controller	MAGDALENA RUSIECKA	ISU
Technical Specialist	GRETY MARTON	ISU
Assistant Technical Specialist	FILIP STILLER	SWE

Judges

Referee	ALEXANDER PENCHEV	ISU
Judges	UBAVKA NOVAKOVITCH KUTINOU	ISU
	ALEXANDER PENCHEV	ISU
	AGNIESZKA SWIDERSKA	POL
	DIANA BODI	ROU

Data/Replay Operator

	DZIANIS SAROKIN	ISU
	COSTIN GHEORGHE	ROU

CRYSTAL SKATE OF ROMANIA

RESULTS

NOVICE ADV MAN AFTER SHORT PROGRAM

Pl. Name	Nation	Total Score	SP	FS
1 DANIEL GRASSL	ITA	90.88	1	1

ALEXANDER PENCHEV ISU

Referee

Printed: 10/25/2014 4:13:42PM

MAGDALENA RUSIECKA ISU

Technical Controller

NOVICE ADV MAN

RESULT DETAILS SHORT PROGRAM

Pl.	Name	Nation	Total Segment Score =	Total Element Score +	Tot. Prog. Comp. Score * +	SS	TR	PE		IN	Deduct. -
1	DANIEL GRASSL	ITA	31.38	18.47	13.91	3.88	3.50	3.94	0.00	4.13	1.00

SS = Skating Skills TR = Transitions PE = Performance/Execution

=

IN= Interpretation

* = factored score

Printed: 10/25/2014 4:13:46PM

**CRYSTAL SKATE OF ROMANIA
NOVICE ADV MAN SHORT PROGRAM**

JUDGES DETAILS PER SKATER

Rank	Name	Nation	Starting Number	Total Segment Score	Total Element Score	Total Program Component Score (factored)				Total Deductions
1	DANIEL GRASSL	ITA	1	31.38	18.47	13.91				1.00

#	Executed Elements	Info	Base Value	GOE	J1	J2	J3	J4	J5	J6	J7	J8	J9	Ref	Scores of Panel
1	3Lo		5.10	-0.53	0	-1	-1	-1							4.57
2	2Lz+2T<	<	3.00	-0.60	-2	-1	-2	-3							2.40
3	CCoSp3p3		3.00	0.50	1	1	1	1							3.50
4	StSq2		2.60	0.50	2	1	0	1							3.10
5	2A		3.30	-1.38	-3	-2	-3	-3							1.92
6	CSSp3		2.60	0.38	0	2	1	0							2.98
			19.60												18.47
	Program Components			Factor											
	Skating Skills			0.90	3.25	4.00	4.00	4.25							3.88
	Transitions			0.90	3.00	3.50	3.75	3.75							3.50
	Performance/Execution			0.90	3.75	3.75	4.25	4.00							3.94
	Interpretation			0.90	4.00	4.25	4.00	4.25							4.13
	Judges Total Program Component Score (factored)														13.91

Deductions	Falls: -1.00	-1.00
-------------------	--------------	--------------

< Under-rotated jump

printed: 10/25/2014 4:13:50PM

CRYSTAL SKATE OF ROMANIA

Deduction Protocol

NOVICE ADV MAN SHORT PROGRAM

#	Name	Nation	Deductions							Total	
			Costume/ Prop violation	Time violation	Illegal element/m ovement	Falls	Interruption in excess	Costume failure	Late start		
1	DANIEL GRASSL	ITA				1.0					1.0

ALEXANDER PENCHEV ISU

Referee

MAGDALENA RUSIECKA ISU

Technical Controller

Printed: 10/25/2014 4:14:10PM

CRYSTAL SKATE OF ROMANIA

NOVICE ADV MAN

OLIMPIC SKATE RINK BRASOV	Short Program Free Skating
----------------------------------	-------------------------------

Size of Skating Area	:	30m*60m
Ice Conditions	:	very good
Number of Entries	:	1
Number of Participants	:	1

Entry Withdrawn	:	
-----------------	---	--

Short Program			
Duration	:	2:30	Max.
Segment Factor	:	1.00	
Program Component Factors			
	Skating Skills		0.90
	Transitions		0.90
	Performance/Execution		0.90
	Interpretation		0.90

Free Skating			
Duration	:	3:30	+ - 10 Sec.
Segment Factor	:	1.00	
Program Components Factors			
	Skating Skills		1.80
	Transitions		1.80
	Performance/Execution		1.80
	Interpretation		1.80

CRYSTAL SKATE OF ROMANIA

ENTRY LIST

NOVICE ADV MAN

	Name(s)	Nation
1	DANIEL GRASSL	ITA 1

printed at: 10/25/2014 4:14:40PM

CRYSTAL SKATE OF ROMANIA

STARTING ORDER

NOVICE ADV MAN FREE SKATING

Starting Number	Name	Nation
1	DANIEL GRASSL	ITA

printed at: 10/25/2014 4:14:44PM

CRYSTAL SKATE OF ROMANIA

PANEL OF JUDGES

NOVICE ADV MAN - FREE SKATING

Officials

Technical Controller	MAGDALENA RUSIECKA	ISU
Technical Specialist	GRETY MARTON	ISU
Assistant Technical Specialist	FILIP STILLER	SWE

Judges

Referee	ALEXANDER PENCHEV	ISU
Judges	UBAVKA NOVAKOVITCH KUTINOU	ISU
	ALEXANDER PENCHEV	ISU
	AGNIESZKA SWIDERSKA	POL
	DIANA BODI	ROU

Data/Replay Operator

	DZIANIS SAROKIN	ISU
	COSTIN GHEORGHE	ROU

CRYSTAL SKATE OF ROMANIA

RESULTS

NOVICE ADV MAN FINAL RESULT

Pl. Name	Nation	Total Score	SP	FS
1 DANIEL GRASSL	ITA	90.88	1	1

ALEXANDER PENCHEV ISU

Referee

Printed: 10/25/2014 4:14:47PM

MAGDALENA RUSIECKA ISU

Technical Controller

NOVICE ADV MAN

RESULT DETAILS FREE SKATING

Pl.	Name	Nation	Total Segment Score =	Total Element Score +	Tot. Prog. Comp. Score * +	SS	TR	PE		IN	Deduct.
-----	------	--------	--------------------------	--------------------------	-------------------------------	----	----	----	--	----	---------

1	DANIEL GRASSL	ITA	59.50	30.89	30.61	4.38	4.00	4.13	0.00	4.50	2.00
---	---------------	-----	-------	-------	-------	------	------	------	------	------	------

SS = Skating Skills TR = Transitions PE = Performance/Execution = IN= Interpretation

* = factored score

Printed: 10/25/2014 4:14:52PM

CRYSTAL SKATE OF ROMANIA

NOVICE ADV MAN FREE SKATING

JUDGES DETAILS PER SKATER

Rank	Name	Nation	Starting Number	Total Segment Score	Total Element Score	Program Score (factored)	Total Component Score (factored)	Total Deductions
1	DANIEL GRASSL	ITA	1	59.50	30.89		30.61	2.00

#	Executed Elements	Info	Base Value	GOE	J1	J2	J3	J4	J5	J6	J7	J8	J9	Ref	Scores of Panel
1	3Lo+2T		6.40	0.35	0	1	0	1							6.75
2	3Lz<	<	4.20	-2.10	-3	-3	-3	-3							2.10
3	3F<	<	3.70	-0.70	-1	-1	-1	-1							3.00
4	2A		3.30	-1.00	-3	0	-2	-3							2.30
5	3S<	<	3.00	-0.70	-1	-1	-1	-1							2.30
6	FCCoSp3p2		2.50	0.13	0	1	0	0							2.63
7	3Lo<	<	3.60	-2.10	-3	-3	-3	-3							1.50
8	2A+2T<	<	4.20	-0.75	-2	0	-2	-2							3.45
9	CCoSp3p3		3.00	0.63	1	2	1	1							3.63
10	StSq2		2.60	0.63	2	2	0	1							3.23
			36.50												30.89
	Program Components			Factor											
	Skating Skills			1.80	4.25	4.75	4.00	4.50							4.38
	Transitions			1.80	4.00	4.50	3.50	4.00							4.00
	Performance/Execution			1.80	4.50	4.00	3.75	4.25							4.13
	Interpretation			1.80	4.50	5.00	4.00	4.50							4.50
	Judges Total Program Component Score (factored)														30.61

Deductions	Falls:	-2.00	Total
			-2.00

< Under-rotated jump

printed: 10/25/2014 4:14:59PM

CRYSTAL SKATE OF ROMANIA

Deduction Protocol

NOVICE ADV MAN FREE SKATING

#	Name	Nation	Deductions							Total	
			Costume/ Prop violation	Time violation	Illegal element/m ovement	Falls	Interruptio n in excess	Costume failure	Late start		
1	DANIEL GRASSL	ITA				2.0					2.0

ALEXANDER PENCHEV ISU

Referee

MAGDALENA RUSIECKA ISU

Technical Controller

CRYSTAL SKATE OF ROMANIA

NOVICE BASIC A GIRLS

OLIMPIC SKATE RINK BRASOV

Free Skating

Size of Skating Area	:	30m*60m
Ice Conditions	:	very good
Number of Entries	:	7
Number of Participants	:	7

Entry Withdrawn :

Free Skating

Duration	:	2:30	+ - 10 Sec.
Segment Factor	:	1.00	

Program Component Factors	Skating Skills	2.50
	Performance/Execution	2.50

CRYSTAL SKATE OF ROMANIA

ENTRY LIST

NOVICE BASIC A GIRLS

	Name(s)	Nation	
1	ZEA ANTONIOU	CYP	1
2	DIANA CIMPOCA	ROU	2
3	ANDREEA DENISA COMANESCU	ROU	2
4	ADELA OSMAN	ROU	2
5	CRISTINA STOICA	ROU	2
6	ANDREEA URECHE	ROU	2
7	RAMONA ANDREEA VOICU	ROU	2

printed at: 10/25/2014 4:09:29PM

CRYSTAL SKATE OF ROMANIA

STARTING ORDER

NOVICE BASIC A GIRLS FREE SKATING

Starting Number	Name	Nation
1	ZEA ANTONIOU	CYP
2	ADELA OSMAN	ROU
3	DIANA CIMPOCA	ROU
4	RAMONA ANDREEA VOICU	ROU
5	ANDREEA URECHE	ROU
6	CRISTINA STOICA	ROU
7	ANDREEA DENISA COMANESCU	ROU

printed at: 10/25/2014 4:09:36PM

CRYSTAL SKATE OF ROMANIA

PANEL OF JUDGES

NOVICE BASIC A GIRLS - FREE SKATING

Officials

Technical Controller	MAGDALENA RUSIECKA	ISU
Technical Specialist	FILIP STILLER	SWE
Assistant Technical Specialist	GRETY MARTON	ISU

Judges

Referee	ALEXANDER PENCHEV	ISU
Judges	UBAVKA NOVAKOVITCH KUTINOU	ISU
	ALEXANDER PENCHEV	ISU
	AGNIESZKA SWIDERSKA	POL
	DIANA BODI	ROU

Data/Replay Operator

	DZIANIS SAROKIN	ISU
	COSTIN GHEORGHE	ROU

CRYSTAL SKATE OF ROMANIA

RESULTS

NOVICE BASIC A GIRLS FINAL RESULT

Pl.	Name	Nation	Total Score	FS
1	RAMONA ANDREEA VOICU	ROU	39.20	1
2	ANDREEA URECHE	ROU	38.68	2
3	ADELA OSMAN	ROU	28.51	3
4	CRISTINA STOICA	ROU	27.08	4
5	ANDREEA DENISA COMANESCU	ROU	26.72	5
6	DIANA CIMPOCA	ROU	25.80	6
7	ZEA ANTONIOU	CYP	18.37	7

ALEXANDER PENCHEV ISU

Referee

Printed: 10/25/2014 4:09:43PM

MAGDALENA RUSIECKA ISU

Technical Controller

NOVICE BASIC A GIRLS

RESULT DETAILS FREE SKATING

Pl.	Name	Nation	Total Segment Score =	Total Element Score +	Tot. Prog. Comp. Score * +	SS	PE			Deduct. -	
1	RAMONA ANDREEA VOICU	ROU	39.20	18.90	20.30	4.06	0.00	4.06	0.00	0.00	0.00
2	ANDREEA URECHE	ROU	38.68	18.83	19.85	3.94	0.00	4.00	0.00	0.00	0.00
3	ADELA OSMAN	ROU	28.51	12.31	17.20	3.50	0.00	3.38	0.00	0.00	1.00
4	CRISTINA STOICA	ROU	27.08	12.45	15.63	3.19	0.00	3.06	0.00	0.00	1.00
5	ANDREEA DENISA COMANESCU	ROU	26.72	12.94	13.78	2.88	0.00	2.63	0.00	0.00	0.00
6	DIANA CIMPOCA	ROU	25.80	13.27	14.53	3.00	0.00	2.81	0.00	0.00	2.00
7	ZEA ANTONIOU	CYP	18.37	7.41	10.96	2.25	2.25	2.13	0.00	0.00	0.00

SS = Skating Skills =

PE = Performance/Execution =

* = factored score

Printed: 10/25/2014 4:09:50PM

CRYSTAL SKATE OF ROMANIA

NOVICE BASIC A GIRLS FREE SKATING

JUDGES DETAILS PER SKATER

Rank	Name	Nation	Starting Number	Total Segment Score	Total Element Score	Program Score (factored)	Total Component Score (factored)	Total Deductions
1	RAMONA ANDREEA VOICU	ROU	4	39.20	18.90		20.30	0.00

#	Executed Elements	Info	Base Value	GOE	J1	J2	J3	J4	J5	J6	J7	J8	J9	Ref	Scores of Panel
1	2A		3.30	-0.50	-1	-1		-1	-1						2.80
2	2F+2T		3.20	0.00	0	0		0	0						3.20
3	2Lz+2T	!	3.40	-0.53	-1	-1		-2	-3						2.87
4	FCCoSp3p2		2.50	0.13	0	1		0	0						2.63
5	2Lz	!	2.10	-0.23	-1	0		-1	-1						1.87
6	StSq2		2.60	0.50	1	1		1	1						3.10
7	CSSp2		2.30	0.13	0	0		1	0						2.43
			19.40												18.90
	Program Components			Factor											
	Skating Skills			2.50	3.75	4.00		4.50	4.00						4.06
				0.00	0.00	0.00		0.00	0.00						
	Performance/Execution			2.50	3.75	4.25		4.25	4.00						4.06
	Judges Total Program Component Score (factored)														20.30

Deductions	0.00
-------------------	-------------

! Not clear edge

Rank	Name	Nation	Starting Number	Total Segment Score	Total Element Score	Program Score (factored)	Total Component Score (factored)	Total Deductions
2	ANDREEA URECHE	ROU	5	38.68	18.83		19.85	0.00

#	Executed Elements	Info	Base Value	GOE	J1	J2	J3	J4	J5	J6	J7	J8	J9	Ref	Scores of Panel
1	2A<<	<<	1.10	-0.50	-3	-2		-3	-2						0.60
2	2Lz+2Lo		3.90	0.00	0	0		0	0						3.90
3	FCSSp2		2.30	0.25	0	1		1	0						2.55
4	2F		1.90	0.00	0	0		0	0						1.90
5	2Lz+2Lo		3.90	0.00	0	0		0	0						3.90
6	StSq2		2.60	0.50	1	1		1	1						3.10
7	CCoSp3p2		2.50	0.38	0	1		2	0						2.88
			18.20												18.83
	Program Components			Factor											
	Skating Skills			2.50	3.25	3.75		4.75	4.00						3.94
				0.00	0.00	0.00		0.00	0.00						
	Performance/Execution			2.50	3.75	3.75		4.50	4.00						4.00
	Judges Total Program Component Score (factored)														19.85

Deductions	0.00
-------------------	-------------

<< Downgraded jump

CRYSTAL SKATE OF ROMANIA

NOVICE BASIC A GIRLS FREE SKATING

JUDGES DETAILS PER SKATER

Rank	Name	Nation	Starting Number	Total Segment Score	Total Element Score	Program Score (factored)	Total Component Score (factored)	Total Deductions
3	ADELA OSMAN	ROU	2	28.51	12.31		17.20	1.00

#	Executed Elements	Info	Base Value	GOE	J1	J2	J3	J4	J5	J6	J7	J8	J9	Ref	Scores of Panel
1	2F<	<	1.40	-0.38	-2	-1		-1	-1						1.02
2	1A+2Lo		2.90	-0.15	0	0		-1	-1						2.75
3	2Lz		2.10	-0.23	0	-1		-1	-1						1.87
4	2Lz		2.10	-0.90	-3	-3		-3	-3						1.20
5	FSSp1V1		1.40	-0.03	0	1		-1	-1						1.37
6	StSq1		1.80	0.25	1	1		0	0						2.05
7	FCCoSp2p2		1.80	0.25	0	1		1	0						2.05
			13.50												12.31
Program Components			Factor												
Skating Skills				2.50	3.50	3.50		3.75	3.25						3.50
Performance/Execution				0.00	0.00	0.00		0.00	0.00						3.38
Judges Total Program Component Score (factored)				2.50	3.25	3.50		3.25	3.50						17.20

Deductions	Falls: -1.00	-1.00
-------------------	--------------	--------------

< Under-rotated jump

Rank	Name	Nation	Starting Number	Total Segment Score	Total Element Score	Program Score (factored)	Total Component Score (factored)	Total Deductions
4	CRISTINA STOICA	ROU	6	27.08	12.45		15.63	1.00

#	Executed Elements	Info	Base Value	GOE	J1	J2	J3	J4	J5	J6	J7	J8	J9	Ref	Scores of Panel
1	1A		1.10	0.00	0	0		0	0						1.10
2	2T+2T		2.60	0.00	0	0		0	0						2.60
3	FCSpB		1.60	-0.30	0	-1		-1	-2						1.30
4	StSq1		1.80	0.00	0	0		0	0						1.80
5	2S		1.30	0.00	0	0		0	0						1.30
6	2Lo+2Lo		3.60	-0.90	-3	-3		-3	-3						2.70
7	CCoSp3p2V1		1.80	-0.15	0	0		-1	-1						1.65
			13.80												12.45
Program Components			Factor												
Skating Skills				2.50	3.00	3.25		3.00	3.50						3.19
Performance/Execution				0.00	0.00	0.00		0.00	0.00						3.06
Judges Total Program Component Score (factored)				2.50	2.75	3.25		3.00	3.25						15.63

Deductions	Falls: -1.00	-1.00
-------------------	--------------	--------------

Rank	Name	Nation	Starting Number	Total Segment Score	Total Element Score	Program Score (factored)	Total Component Score (factored)	Total Deductions
5	ANDREEA DENISA COMANESCU	ROU	7	26.72	12.94		13.78	0.00

#	Executed Elements	Info	Base Value	GOE	J1	J2	J3	J4	J5	J6	J7	J8	J9	Ref	Scores of Panel
1	2Lo+2T		3.10	-0.23	-1	-1		-1	0						2.87
2	1Lo		0.50	0.00	0	0		0	0						0.50
3	FCCoSp3p2		2.50	-0.08	0	0		-1	0						2.42
4	StSqB		1.50	0.00	0	0		0	0						1.50
5	1A+2T		2.40	0.00	0	0		0	0						2.40
6	2S		1.30	0.05	0	1		0	0						1.35
7	CSSp1		1.90	0.00	0	0		0	0						1.90
			13.20												12.94
Program Components			Factor												
Skating Skills				2.50	2.00	3.25		2.75	3.50						2.88
Performance/Execution				0.00	0.00	0.00		0.00	0.00						2.63
Judges Total Program Component Score (factored)				2.50	2.00	2.75		2.50	3.25						13.78

Deductions		0.00
-------------------	--	-------------

CRYSTAL SKATE OF ROMANIA

NOVICE BASIC A GIRLS FREE SKATING

JUDGES DETAILS PER SKATER

Rank	Name	Nation	Starting Number	Total Segment Score	Total Element Score	Program Score (factored)	Component Score (factored)	Total Deductions
6	DIANA CIMPOCA	ROU	3	25.80	13.27		14.53	2.00

#	Executed Elements	Info	Base Value	GOE	J1	J2	J3	J4	J5	J6	J7	J8	J9	Ref	Scores of Panel
1	2Lo+2T		3.10	-0.30	0	-1		-2	-1						2.80
2	1A+2T		2.40	-0.20	-1	-1		-1	-1						2.20
3	CSSp2		2.30	0.00	0	0		0	0						2.30
4	2Lo		1.80	0.00	0	0		0	0						1.80
5	CCoSp3p2		2.50	0.00	0	0		0	0						2.50
6	2S		1.30	-0.60	-3	-3		-3	-3						0.70
7	StSq1		1.80	-0.83	-3	-2		-3	-3						0.97
			15.20												13.27
	Program Components			Factor											
	Skating Skills			2.50	2.50	3.00		3.00	3.50						3.00
				0.00	0.00	0.00		0.00	0.00						
	Performance/Execution			2.50	2.25	3.00		2.75	3.25						2.81
	Judges Total Program Component Score (factored)														14.53

Deductions	Falls: -2.00	-2.00
-------------------	--------------	--------------

Rank	Name	Nation	Starting Number	Total Segment Score	Total Element Score	Program Score (factored)	Component Score (factored)	Total Deductions
7	ZEA ANTONIOU	CYP	1	18.37	7.41		10.96	0.00

#	Executed Elements	Info	Base Value	GOE	J1	J2	J3	J4	J5	J6	J7	J8	J9	Ref	Scores of Panel
1	1A		1.10	0.00	0	0		0	0						1.10
2	1Lz		0.60	-0.03	0	0		-1	0						0.57
3	1F+1Lo		1.00	-0.03	0	0		0	-1						0.97
4	CoSp2p1		1.20	-0.15	0	0		-1	-1						1.05
5	StSqB		1.50	-0.08	0	0		0	-1						1.42
6	1A+1T		1.50	0.00	0	0		0	0						1.50
7	SSpB		1.10	-0.30	0	0		-2	-2						0.80
			8.00												7.41
	Program Components			Factor											
	Skating Skills			2.50	2.00	2.50		2.00	2.50						2.25
				0.00	0.00	2.25		0.00	0.00						2.25
	Performance/Execution			2.50	1.75	2.50		1.50	2.75						2.13
	Judges Total Program Component Score (factored)														10.96

Deductions		0.00
-------------------	--	-------------

CRYSTAL SKATE OF ROMANIA

Deduction Protocol

NOVICE BASIC A GIRLS FREE SKATING

#	Name	Nation	Deductions							Total
			Costume/ Prop violation	Time violation	Illegal element/m ovement	Falls	Interruption in excess	Costume failure	Late start	
1	ZEA ANTONIOU	CYP								0.0
2	ADELA OSMAN	ROU				1.0				1.0
3	DIANA CIMPOCA	ROU				2.0				2.0
4	RAMONA ANDREEA VOICU	ROU								0.0
5	ANDREEA URECHE	ROU								0.0
6	CRISTINA STOICA	ROU				1.0				1.0
7	ANDREEA DENISA COMANESC	ROU								0.0

ALEXANDER PENCHEV ISU
Referee

MAGDALENA RUSIECKA ISU
Technical Controller

CRYSTAL SKATE OF ROMANIA

NOVICE BASIC B GIRLS

OLIMPIC SKATE RINK BRASOV

Free Skating

Size of Skating Area	:	30m*60m
Ice Conditions	:	very good
Number of Entries	:	4
Number of Participants	:	4

Entry Withdrawn :

Free Skating

Duration	:	3:00	+ - 10 Sec.
Segment Factor	:	1.00	

Program Component Factors	Skating Skills	1.70
	Performance/Execution	1.70
	Interpretation	1.70

CRYSTAL SKATE OF ROMANIA

ENTRY LIST

NOVICE BASIC B GIRLS

	Name(s)	Nation	
1	ANA CATANA	ROU	1
2	BIANCA ENACHE	ROU	1
3	IRINA MARIA PEDA	ROU	1
4	CRISTINA MIHAELA SILCA	ROU	1

printed at: 10/25/2014 4:11:31PM

CRYSTAL SKATE OF ROMANIA

STARTING ORDER

NOVICE BASIC B GIRLS FREE SKATING

Starting Number	Name	Nation
1	CRISTINA MIHAELA SILCA	ROU
2	IRINA MARIA PREDĂ	ROU
3	BIANCA ENACHE	ROU
4	ANA CATANA	ROU

printed at: 10/25/2014 4:11:36PM

CRYSTAL SKATE OF ROMANIA

PANEL OF JUDGES

NOVICE BASIC B GIRLS - FREE SKATING

Officials

Technical Controller	MAGDALENA RUSIECKA	ISU
Technical Specialist	FILIP STILLER	SWE
Assistant Technical Specialist	GRETY MARTON	ISU

Judges

Referee	ALEXANDER PENCHEV	ISU
Judges	UBAVKA NOVAKOVITCH KUTINOU	ISU
	ALEXANDER PENCHEV	ISU
	AGNIESZKA SWIDERSKA	POL
	DIANA BODI	ROU

Data/Replay Operator

	DZIANIS SAROKIN	ISU
	COSTIN GHEORGHE	ROU

CRYSTAL SKATE OF ROMANIA

RESULTS

NOVICE BASIC B GIRLS FINAL RESULT

Pl.	Name	Nation	Total Score	FS
1	ANA CATANA	ROU	32.89	1
2	IRINA MARIA PREDA	ROU	29.61	2
3	BIANCA ENACHE	ROU	27.61	3
4	CRISTINA MIHAELA SILCA	ROU	27.38	4

ALEXANDER PENCHEV ISU

Referee

Printed: 10/25/2014 4:11:42PM

MAGDALENA RUSIECKA ISU

Technical Controller

NOVICE BASIC B GIRLS

RESULT DETAILS FREE SKATING

Pl.	Name	Nation	Total Segment Score =	Total Element Score +	Tot. Prog. Comp. Score * +	SS	PE	IN	Deduct.		
1	ANA CATANA	ROU	32.89	16.19	16.70	3.44	0.00	3.13	0.00	3.25	0.00
2	IRINA MARIA PREDA	ROU	29.61	13.66	15.95	3.25	0.00	3.00	0.00	3.13	0.00
3	BIANCA ENACHE	ROU	27.61	13.83	14.78	3.00	0.00	2.81	0.00	2.88	1.00
4	CRISTINA MIHAELA SILCA	ROU	27.38	12.48	16.90	3.56	0.00	3.13	0.00	3.25	2.00

SS = Skating Skills =

PE = Performance/Execution =

IN= Interpretation

* = factored score

Printed: 10/25/2014 4:11:48PM

CRYSTAL SKATE OF ROMANIA

NOVICE BASIC B GIRLS FREE SKATING

JUDGES DETAILS PER SKATER

Rank	Name	Nation	Starting Number	Total Segment Score	Total Element Score	Program Score (factored)	Total Component Score (factored)	Total Deductions
1	ANA CATANA	ROU	4	32.89	16.19		16.70	0.00

#	Executed Elements	Info	Base Value	GOE	J1	J2	J3	J4	J5	J6	J7	J8	J9	Ref	Scores of Panel
1	2F+2Lo		3.70	0.00	0	0		0	0						3.70
2	2F		1.90	0.08	0	1		0	0						1.98
3	1Lz+1Lo		1.10	0.00	0	0		0	0						1.10
4	1Lz		0.60	0.00	0	0		0	0						0.60
5	FSSp2		2.30	0.13	0	1		0	0						2.43
6	1A		1.10	0.05	0	1		0	0						1.15
7	CCoSp3p2		2.50	0.00	0	0		0	0						2.50
8	StSq2		2.60	0.13	0	1		0	0						2.73
			15.80												16.19
Program Components			Factor												
Skating Skills			1.70		2.75	3.75		3.50	3.75						3.44
			0.00		0.00	0.00		0.00	0.00						0.00
Performance/Execution			1.70		2.50	3.25		3.00	3.75						3.13
Interpretation			1.70		2.75	3.50		3.25	3.50						3.25
Judges Total Program Component Score (factored)															16.70

Deductions	0.00
-------------------	-------------

Rank	Name	Nation	Starting Number	Total Segment Score	Total Element Score	Program Score (factored)	Total Component Score (factored)	Total Deductions
2	IRINA MARIA PREDA	ROU	2	29.61	13.66		15.95	0.00

#	Executed Elements	Info	Base Value	GOE	J1	J2	J3	J4	J5	J6	J7	J8	J9	Ref	Scores of Panel
1	1A+2Lo<	<	2.40	-0.38	-2	-1		-1	-1						2.02
2	2F<	<	1.40	-0.53	-2	-1		-2	-2						0.87
3	2S+2T<	<	2.20	-0.15	-1	0		-1	-1						2.05
4	FCCoSp3p2		2.50	-0.23	0	0		-2	-1						2.27
5	2Lo<	<	1.30	-0.38	-2	-1		-1	-1						0.92
6	2S		1.30	0.00	0	0		0	0						1.30
7	FCSSp2		2.30	0.13	0	1		0	0						2.43
8	StSq1		1.80	0.00	0	0		0	0						1.80
			15.20												13.66
Program Components			Factor												
Skating Skills			1.70		3.00	3.50		3.25	3.25						3.25
			0.00		0.00	0.00		0.00	0.00						0.00
Performance/Execution			1.70		2.75	3.25		2.75	3.25						3.00
Interpretation			1.70		2.75	3.50		2.75	3.50						3.13
Judges Total Program Component Score (factored)															15.95

Deductions	0.00
-------------------	-------------

< Under-rotated jump

CRYSTAL SKATE OF ROMANIA

NOVICE BASIC B GIRLS FREE SKATING

JUDGES DETAILS PER SKATER

Rank	Name	Nation	Starting Number	Total Segment Score	Total Element Score	Program Component Score (factored)	Total Deductions
3	BIANCA ENACHE	ROU	3	27.61	13.83	14.78	1.00

#	Executed Elements	Info	Base Value	GOE	J1	J2	J3	J4	J5	J6	J7	J8	J9	Ref	Scores of Panel
1	2S+2T<	<	2.20	-0.15	-1	0		-1	-1						2.05
2	CCoSp3p2		2.50	0.13	0	1		0	0						2.63
3	2Lo+1T		2.20	0.00	0	0		0	0						2.20
4	StSq1		1.80	0.00	0	0		0	0						1.80
5	2S		1.30	-0.05	0	-1		0	0						1.25
6	FCSSp2V1		1.60	-0.60	-3	-1		-2	-2						1.00
7	2Lo		1.80	0.00	0	0		0	0						1.80
8	1A		1.10	0.00	0	0		0	0						1.10
			14.50												13.83
Program Components				Factor											
Skating Skills				1.70	2.75	3.00		3.00	3.25						3.00
				0.00	0.00	0.00		0.00	0.00						0.00
Performance/Execution				1.70	2.75	2.75		2.50	3.25						2.81
Interpretation				1.70	2.75	3.25		2.50	3.00						2.88
Judges Total Program Component Score (factored)															14.78

Deductions	Falls: -1.00	-1.00
-------------------	--------------	--------------

< Under-rotated jump

Rank	Name	Nation	Starting Number	Total Segment Score	Total Element Score	Program Component Score (factored)	Total Deductions
4	CRISTINA MIHAELA SILCA	ROU	1	27.38	12.48	16.90	2.00

#	Executed Elements	Info	Base Value	GOE	J1	J2	J3	J4	J5	J6	J7	J8	J9	Ref	Scores of Panel
1	2A<<	<<	1.10	-0.60	-3	-3		-3	-3						0.50
2	2F+2T		3.20	0.08	0	1		0	0						3.28
3	2Lz+2T	!	3.40	-0.15	0	0		-1	-1						3.25
4	FCCoSp		0.00	0.00	-	-		-	-						0.00
5	2Lz<	!	1.50	-0.90	-3	-3		-3	-3						0.60
6	2F		1.90	0.00	0	0		0	0						1.90
7	StSq1		1.80	0.00	0	0		0	0						1.80
8	FCSSp1V1		1.30	-0.15	0	-1		0	-1						1.15
			14.20												12.48
Program Components				Factor											
Skating Skills				1.70	3.25	3.50		3.75	3.75						3.56
				0.00	0.00	0.00		0.00	0.00						0.00
Performance/Execution				1.70	2.50	3.25		3.25	3.50						3.13
Interpretation				1.70	2.75	3.25		3.50	3.50						3.25
Judges Total Program Component Score (factored)															16.90

Deductions	Falls: -2.00	-2.00
-------------------	--------------	--------------

< Under-rotated jump << Downgraded jump ! Not clear edge

printed: 10/25/2014 4:11:54PM

CRYSTAL SKATE OF ROMANIA

Deduction Protocol

NOVICE BASIC B GIRLS FREE SKATING

#	Name	Nation	Deductions					Total	
			Costume/ Prop violation	Time violation	Illegal element/m ovement	Falls	Interruption in excess		Costume failure
1	CRISTINA MIHAELA SILCA	ROU				2.0			2.0
2	IRINA MARIA PREDÄ	ROU							0.0
3	BIANCA ENACHE	ROU				1.0			1.0
4	ANA CATANA	ROU							0.0

ALEXANDER PENCHEV ISU

Referee

MAGDALENA RUSIECKA ISU

Technical Controller