

BAYLOR

BASKETBALL™

2015 NCAA TOURNAMENT



MEDIA GUIDE





NCAA TOURNAMENT INFORMATION

BAYLOR NCAA TOURNAMENT MEDIA INFORMATION

TEAM HOTEL

Hyatt Regency
(904) 588-1234
jacksonville.hyatt.com

VIDEO

SIC 'EM SPORTS PRODUCTIONS

Assistant Director: Justin Hoff
Cell: 254-709-6473

RADIO

BAYLOR IMG

Play-By-Play: John Morris, Assistant AD / Broadcasting
Cell: 254-709-9687

Color Analyst: Pat Nunley

TEAM AVAILABILITY (Wednesday)

Player Press Conference: 12:50-1:05 p.m. ET
Drew Press Conference: 1:05-1:20 p.m. ET
Open Practice: 1:30-2:10 p.m. ET

PRINT

Local Beat Writer: John Werner, *Waco Tribune-Herald*
Cell: 254-757-5716
Beat Writer: Jerry Hill, *Baylor Bear Insider*
Cell: 254-709-4994
Beat Writer: Chuck Carlton, *Dallas Morning News*
Cell: 214-215-6793
Beat Writer: Jimmy Burch, *Fort Worth Star-Telegram*
Cell: 817-675-0075
Beat Writer: Tim Griffin, *San Antonio Express News*
Cell: 210-823-3666



David Kaye
Associate Director
Athletic Communications
david_kaye@baylor.edu
@DavidKaye9
254-709-95147



Nick Joos
Executive Associate AD
External Affairs
nicholas_joos@baylor.edu
@BUHoops30
254-709-9659

BAYLOR NCAA CHAMPIONSHIP HISTORY

Ninth Appearance: 11-10 Record, two Final Fours, two Elite Eights (modern era), three Sweet 16s (modern era)

YEAR	OPPONENT	W/L	RESULT	ROUND	SITE	COACH
1946	Oklahoma State*	L	29-44	West Regional, semifinal	Kansas City, Mo.	Bill Henderson
	Colorado	L	44-59	West Regional, third place	Kansas City, Mo.	Bill Henderson
1948	Washington	W	64-62	West Regional, semifinal	Kansas City, Mo.	Bill Henderson
	Kansas State	W	60-52	West Regional, final	Kansas City, Mo.	Bill Henderson
	Kentucky*	L	42-58	National Championship	New York, N.Y.	Bill Henderson
1950	BYU	W	56-55	West Regional, semifinal	Kansas City, Mo.	Bill Henderson
	Bradley	L	66-68	West Regional, final	Kansas City, Mo.	Bill Henderson
	N.C. State	L	41-53	National Third Place	New York, N.Y.	Bill Henderson
1988 (8)	(9) Memphis	L	60-75	Midwest Regional, round of 64	South Bend, Ind.	Gene Iba
2008 (11)	(6) Purdue	L	79-60	West Regional, round of 64	Washington, D.C.	Scott Drew
2010 (3)	(14) Sam Houston St. W		68-59	South Regional, round of 64	New Orleans, La.	Scott Drew
	(11) Old Dominion	W	76-68	South Regional, round of 32	New Orleans, La.	Scott Drew
	(10) Saint Mary's	W	72-49	South Regional, Sweet 16	Houston, Texas	Scott Drew
	(1) Duke*	L	71-78	South Regional, Elite 8	Houston, Texas	Scott Drew
2012 (3)	(14) South Dakota St. W		68-60	South Regional, round of 64	Albuquerque, N.M.	Scott Drew
	(11) Colorado	W	80-63	South Regional, round of 32	Albuquerque, N.M.	Scott Drew
	(10) Xavier	W	75-70	South Regional, Sweet 16	Atlanta, Ga.	Scott Drew
	(1) Kentucky*	L	70-82	South Regional, Elite 8	Atlanta, Ga.	Scott Drew
2014 (6)	(11) Nebraska	W	74-60	West Regional, round of 64	San Antonio, Texas	Scott Drew
	(3) Creighton	W	85-55	West Regional, round of 32	San Antonio, Texas	Scott Drew
	(2) Wisconsin	L	52-69	West Regional, Sweet 16	Anaheim, Calif.	Scott Drew

*- denotes eventual national champion

BAYLOR NCAA NOTES

- Baylor is 11-10 in eight previous NCAA Championships trips, including an 8-4 record in the **Scott Drew** era.
- Baylor is making back-to-back NCAA Tournament appearances for the first time in program history. It's also the first time the Bears have earned an NCAA Tournament bid in an odd-numbered year.
- 2015 is Baylor's sixth NCAA berth in the modern tournament era — the Bears' first three NCAA Tournament appearances in 1946, 1948 and 1950 were in an eight-team bracket.
- Baylor is one of 12 teams nationally to play in three Sweet 16s since 2010.
- Baylor has the nation's second-best postseason winning percentage since 2009 (.810; 17-4).
- Baylor is 28-11 in postseason tournaments (conference, national) over the last seven seasons.
- Baylor has played in two Final Fours (1948 and 1950) — when it was an eight-team bracket — and one national championship game (lost to Kentucky in 1948 title game).
- Nine Baylor opponents are in the Field of 68 and Baylor is 10-7 this season against the 2015 NCAA Tournament field — Iowa State (2-0), Kansas (0-3), New Mexico State (1-0), Oklahoma (1-1), Oklahoma State (0-2), Stephen F. Austin (1-0), Texas (1-1), Texas Southern (1-0) and West Virginia (3-0).
- Baylor and Georgia State will be meeting for the first time. Baylor is 33-8 against first-time opponents in the Drew era.
- Baylor's series records vs. possible Round of 32 opponents: BU is 2-0 vs. Xavier, 5-5 vs. BYU and 1-0 vs. Ole Miss.
- Seven of Baylor's nine losses this season came against 2015 NCAA Tournament teams.
- Rico Gathers** and **Taurean Prince** are Baylor's only third-year players, and they gained postseason experience during the Bears' 2013 NIT championship and 2014 Sweet 16 appearance.
- Four additional BU players gained postseason experience in last year's Sweet 16 — **Kenny Chery**, **Royce O'Neale**, **Ishmail Wainright** and walk-on **John Heard**. **Al Freeman** and **Johnathan Motley** redshirted last season.
- The Big 12 had seven teams selected for the 2015 NCAA Championship, the most of any conference.
- The Big 12 sent 70% of its teams to the NCAA Championship for a second straight season. Prior to 2014, that had only been accomplished four times and not since 1993.

QUICK FACTS

UNIVERSITY

Location:	Waco, Texas
Chartered:	1845, by the Republic of Texas
Enrollment:	16,263
President:	Ken Starr
FAR:	Jeremy Counseller
Sport Administrator:	Nick Joos
Conference:	Big 12
Nickname:	Bears
Mascots:	Joy and Lady (live Black Bears)
Colors:	Green (PMS 560) & Gold (PMS 1235)
Arena (capacity):	Ferrell Center (10,284)

MEN'S BASKETBALL HISTORY

First Season:	1906-07
All-Time Record:	1,265-1,324 (.489)
Postseason Record:	20-14 (.588)
NCAA Appearances:	9th in 2015
Final Fours:	2 (1948, 1950)
Last NCAA Appearance:	2014 (Sweet 16)
NIT Appearances:	5
Last NIT Appearance:	2013 (NIT champions)
Conference Titles:	5

TEAM INFORMATION


2014-15 Record:	24-9
Big 12 Record:	11-7
Big 12 Finish:	14th
Top 25 Ranking:	16 (AP) / 16 (<i>USA TODAY</i>)
Roster Breakdown:	2 SR / 6 JR / 1 SO / 3 FR
Lettermen R/L:	5/4
Starters R/L:	2/3
Newcomers:	5

MEN'S BASKETBALL STAFF

Head Coach:	Scott Drew (Butler, 1993)
Record at Baylor:	228-159 (12th season)
Career Record:	248-170 (13th season)
Assistant Coach:	Jerome Tang
Assistant Coach:	Grant McCasland
Assistant Coach:	Paul Mills
Director of Operations:	Tim Maloney
Dir. Player Personnel:	Jared Nuness
Dir. Video Operations:	Sam Patterson
Athletic Trainer:	David Chandler
Strength/Conditioning:	Charlie Melton

PHOTO ROSTER


00 • ROYCE O'NEALE
F • 6-6 ▪ 215 ▪ Sr. ▪ 1L
Killeen, Texas



1 • KENNY CHERY
G ▪ 5-11 ▪ 180 ▪ Sr. ▪ 1L
Montreal, Quebec



2 • RICO GATHERS
F ▪ 6-8 ▪ 275 ▪ Jr. ▪ 2L
LaPlace, La.



11 • LESTER MEDFORD
G ▪ 5-10 ▪ 175 ▪ Jr. ▪ TR
Tucson, Ariz.



13 • JOHN HEARD
F ▪ 6-5 ▪ 200 ▪ Jr. ▪ SQ
Houston, Texas




21 • TAUREAN PRINCE
F ▪ 6-7 ▪ 215 ▪ Jr. ▪ 2L
San Antonio, Texas



24 • ISHMAIL WAINRIGHT
G/F ▪ 6-5 ▪ 235 ▪ So. ▪ 1L
Kansas City, Mo.



25 • AL FREEMAN
G ▪ 6-3 ▪ 200 ▪ RFr. ▪ SQ
Charlotte, N.C.



31 • T.J. MASTON
F ▪ 6-7 ▪ 220 ▪ Fr. ▪ HS
DeSoto, Texas



33 • AUSTIN MILLS
G ▪ 6-1 ▪ 175 ▪ Jr. ▪ TR
Beverly Hills, Calif.



35 • JOHNATHAN MOTLEY
F ▪ 6-9 ▪ 230 ▪ RFr. ▪ SQ
Houston, Texas



45 • DENG DENG
F ▪ 6-8 ▪ 205 ▪ Jr. ▪ TR
Melbourne, Australia



SCOTT DREW
Head Coach
12th Season




JEROME TANG
Assistant Coach
12th Season



GRANT McCASLAND
Assistant Coach
Fourth Season



PAUL MILLS
Assistant Coach
12th Season



TIM MALONEY
Dir. of Basketball Operations
Sixth Season



2014-15 BAYLOR MEN'S BASKETBALL GAME NOTES

David Kaye, Associate Director of Athletic Communications • Office: (254) 710-4389 • Cell: (254) 709-5147
E-mail: David_Kaye@baylor.edu • Twitter/Instagram/Snapchat: @BaylorMBB • www.BaylorBears.com

GAME INFORMATION

Date / Time: Thursday, March 19, 2015 / 12:40 p.m. CT
Site: Jacksonville, Fla. / Veterans Memorial Arena (14,679)
TV: TBS

Talent: Andrew Catalon (pbp), Steve Lappas (analyst);
Reporter: Jamie Erdahl; Producer: Vic Frank
Radio: Baylor-IMG College / ESPN Central Texas
Talent: John Morris (p xp), Pat Nunley (analyst)
Twitter: @BaylorMBB | #SicMarch | #SicGSU
Live Stats: BaylorBears.com | Live Video: March Madness App
Series vs. Georgia State: Never Met
Baylor in NCAA Tournaments: 11-10
Scott Drew Era: 8-4

SCHEDULE / RESULTS

DATE	BU	OPP	OPPONENT	TV	TIME
N14	rv/rv	-	MCNEESE STATE	FSSW	W, 80-39
N18	rv/rv	-	at South Carolina	ESPN	W, 69-65
N21	rv/rv	-	PRAIRIE VIEW A&M	FSSW	W, 60-45
N24	rv/rv	-	STEPHEN F. AUSTIN	FSSW	W, 67-51
N27	rv/rv	rv/rv	vs. Memphis ¹	FS1	W, 71-47
N28	rv/rv	rv/rv	vs. Illinois ¹	FS1	L, 54-62
D1	rv/rv	-	TEXAS SOUTHERN	ESPNU	W, 75-49
D4	rv/rv	-	at Vanderbilt	ESPNU	W, 66-63
D9	rv/rv	-	TEXAS A&M	ESPN2	W, 77-63
D17	rv/rv	-	NEW MEXICO STATE	ESPNU	W, 66-55
D22	22/22	-	SOUTHERN	FSSW	W, 70-66
D30	22/22	-	NORFOLK STATE	FSSW	W, 92-51
J3	22/22	18/21	at Oklahoma	ESPNU	L, 63-73
J7	21/22	12/13	at KANSAS	ESPNU	L, 55-56
J10	21/22	rv/rv	at TCU	ESPN2	W, 66-59
J14	22/23	11/13	at IOWA STATE	ESPNU	W, 74-73
J17	22/23	-	at Kansas State	ESPNU	L, 61-63
J21	21/21	-	HUSTON-TILLOTSON	FSSW	W, 81-61
J24	21/21	19/20	OKLAHOMA	ESPN2	W, 69-58
J27	20/19	-	at Oklahoma State	ESPNEWS	L, 53-64
J31	20/19	19/20	TEXAS	ESPN2	W, 83-60
F4	19/19	-/rv	TCU	ESPNEWS	W, 77-57
F7	19/19	15/12	at West Virginia	ESPNU	W, 87-69
F9	16/16	21/24	OKLAHOMA STATE	ESPNU	L, 65-74
F14	16/16	8/9	at Kansas	CBS	L, 64-74
F17	20/20	-	at Texas Tech	ESPN2	W, 54-49
F21	20/20	-	KANSAS STATE	ESPNU	W, 69-42
F25	19/20	12/13	at Iowa State	ESPNU	W, 79-70
F28	19/20	20/19	WEST VIRGINIA	ESPNU	W, 78-66
M2	14/16	-/rv	at Texas	ESPNU	L, 59-61
M6	14/16	-	TEXAS TECH	ESPN2	W, 77-74
M12	16/16	18/18	vs. West Virginia ²	ESPN2	W, 80-70
M13	16/16	9/10	vs. Kansas ²	ESPN2	L, 52-62
M19	16/16	-	vs. Georgia State ³	TBS	12:40 p.m.

All times Central and subject to change

Rankings: AP/USA TODAY ■ Big 12 Conference game

¹ - Las Vegas Invitational | ² - Big 12 Championship | ³ - NCAA Tournament



GAME 34

JACKSONVILLE, FLA. (VETERANS MEMORIAL ARENA)



[3] BAYLOR BEARS (24-9, 11-7 Big 12)

Head Coach: Scott Drew (Butler, 1993)
Career Record: 248-170 (13th season), Record at BU: 228-159 (12th season)



[14] GEORGIA STATE PANTHERS (24-9, 15-5 Sun Belt)

Head Coach: Ron Hunter (Miami [Ohio], 1986)
Career Record: 360-265 (21st season), Record at GSU: 86-46 (4th season)

STORY LINES

- Thursday is the first-ever meeting between Baylor and Georgia State.
- Baylor is appearing in back-to-back NCAA Tournaments for the first time in program history.
- Baylor is making its ninth NCAA Tournament appearance (11-10 record) and its first in an odd-numbered year.
- Head coach **Scott Drew** is 8-4 in four previous NCAA Tournaments, including 7-0 against lower-seeded teams.
- Drew** has led the Bears to two Elite Eights (2010, 2012) and three Sweet 16s (2010, 2012, 2014).
- Baylor is 9-4 in its last 13 games, including five wins vs. ranked teams.
- Baylor is 36-12 in its last 48 games dating back to Feb. 12, 2014. Ten of the 12 losses have been away from home (6 road, 4 neutral) and eight of the 12 losses have been against ranked teams.
- BU is 7-5 vs. ranked teams this season, passing 2013-14 (5-9) for the most wins vs. ranked teams in school history.
- Baylor is 44-19 against non-Big 12 teams in games away from the Ferrell Center in the **Drew** era, including a 21-6 record in away games against non-Big 12 teams since 2011-12.
- Baylor is 39-30 in March/April games under Drew, including 14-4 in its last 18 March games.
- Baylor is 28-11 in postseason tournaments (conference, national) over the last seven seasons.
- Baylor has trailed at halftime only 5 times all season — vs. Memphis, at Oklahoma, at OSU, vs. TTU and vs. Kansas.
- Baylor has led by 6+ points in 32 of 33 games; Kentucky is the nation's only team to lead by 6+ in every game.
- Baylor is the only NCAA Tournament team to hold all opponents under 75 points this season. Only three other Division I teams held all opponents under 75 points — New Hampshire, Saint Peter's and Louisiana-Monroe.
- Baylor has out-rebounded 27 of 33 opponents this season, but BU has been out-rebounded in four of the last six.
- Baylor's current 60.3 ppg allowed is its lowest season average in 56 years (59.1 ppg in 1958-59). The last time Baylor allowed fewer than 64.0 ppg in a season was 1985-86 (61.2).
- Drew** is the USBWA District VII Coach of the Year and a Naismith Coach of the Year semifinalist.
- Baylor's defense is holding teams to 9.4 points per game below their season averages. Only 5 of 33 opponents have topped their season averages against BU, and 19 have been held to 8 or more points below average.
- Baylor was the only Division I team to hold all non-conference opponents to 66 or fewer points this season.
- Baylor has held teams to 30 or fewer 1st-half points in 24 of 33 games this season, including 12 times at 25 or fewer.
- Baylor has won 23+ games in six of the last seven seasons.
- Over the last 7 seasons, Baylor is 37-21 in games decided by 5 or fewer points and 10-2 in overtime games.

BAYLOR PROJECTED STARTERS

(2014-15 STATISTICS)



G • 1 • SR

Kenny Chery

PPG 11.4
RPG 3.2
APG 4.0
FG% .382
3FG% .381
FT% .831



G • 11 • JR

Lester Medford

PPG 7.7
RPG 1.5
APG 3.2
FG% .393
3FG% .390
FT% .621



F • 00 • SR

Royce O'Neale

PPG 10.1
RPG 5.8
APG 3.5
FG% .459
3FG% .434
FT% .773



F • 2 • JR

Rico Gathers

PPG 11.7
RPG 11.6
BPG 1.0
FG% .461
3FG% .000
FT% .615



F • 35 • RFR

Johnathan Motley

PPG 7.8
RPG 4.2
BPG 1.4
FG% .411
3FG% .200
FT% .625



@BaylorMBB | @BaylorAthletics



@BaylorMBB



@BaylorMBB | @BaylorAthletics



/BaylorAthletics



/BaylorAthletics

SEASON HONORS

KENNY CHERY

All-Big 12, Second Team (coaches)
All-Big 12, Honorable Mention (media)

SCOTT DREW

USBWA District VII Coach of the Year
Big 12 Coach of the Year (*NBCSports.com*)
Naismith Coach of the Year Semifinalist

RICO GATHERS

All-American, Second Team (*NBCSports.com*)
All-Big 12, First Team (coaches, media)
Big 12 Championship All-Tournament Team
Big 12 All-Defensive Team
USBWA All-District VII
Karl Malone Award Finalist
All-Glue Team Captain (*SI.com*)
Naismith Award Midseason 30
Big 12 Player of the Week (Jan. 26)
Big 12 Player of the Week (Feb. 9)

LESTER MEDFORD

Big 12 Newcomer of the Week (Dec. 29)

JOHNATHAN MOTLEY

Big 12 Newcomer of the Week (Dec. 8)

TAUREAN PRINCE

National 6th Man of the Year (*Bleacher Report*)
Big 12 Sixth Man Award
All-Big 12, Second Team (coaches, media)
USBWA All-District VII

DOUBLE-FIGURE GAMES

POINTS		REBOUNDS	
Prince	26	Gathers	23
Gathers	20	O'Neale	2
O'Neale	14	Motley	1
Chery	13	Prince	1
Medford	13		
Motley	8		
Freeman	7		
Deng	1		

DOUBLE-DOUBLES		ASSISTS	
Gathers	16		
Motley	1		
O'Neale	1		
Prince	1		

PRONUNCIATIONS

Kenny CHERY	CHE-ree (like the fruit)
DENG DENG	Dang Dang
Johnathan MOTLEY	MOT-lee
TAUREAN Prince	"TORE-ee-in"

QUICK HITS

- **Scott Drew** is coaching his 388th game at Baylor (228-159). His .588 winning percentage is best in BU history among coaches with 60+ games, and his teams have a .683 winning percentage (194-90) since 2007-08.
- Baylor and Louisville are the nation's only teams ranked by the AP in football and men's and women's basketball.
- Baylor is 279-65 in football and men's and women's basketball since 2011-12, the nation's best record in that span.
- Baylor has the nation's second-best postseason winning percentage over the last six years (17-4; .810).
- For the first time in program history, 3 BU players have 100+ assists in a season — **Chery, Medford** and **O'Neale**.
- This is Baylor's 7th 20-win season in the last 8 years. BU had only three 20-win seasons prior to **Drew's** arrival.
- Five BU players have scored 20+ points in a game this season (**Chery, Gathers, Motley, O'Neale** and **Prince**).
- Baylor is 82-10 when leading at the half over the last four seasons — 21-6 this season.
- BU has won 39% of its games (21-33) when tied or trailing at half since 2011-12, including 3-3 this season.
- BU is 85-5 under **Drew** when holding teams under 60 points, and the Bears have done so 13 times this season (12-1).
- Baylor has more Big 12 wins in the last 8 seasons (73-63) than its first 11 years in the league combined (45-131).
- Baylor is ranked No. 16 in both the AP and coaches' polls, marking BU's 12th consecutive week in the polls. The Bears have been ranked in eight straight seasons, joining Kansas as the only Big 12 schools to make that claim.
- Baylor is 194-90 (24 wins per season) over the last eight seasons and has made seven postseason appearances (NCAA Tournament — 2008, 2010, 2012, 2014, 2015; NIT — 2009, 2013) with seven 20-win seasons.
- Baylor is 15-4 in overtime games under **Drew**, including wins in 10 of its last 12 OT games.
- Baylor is coming off a 2014 NCAA Sweet 16 appearance, which made **Drew** the youngest of 11 coaches nationally to take his current team to three Sweet 16s in the last five years.
- Baylor's 5 NBA Draft picks in the last 3 years ranks 5th nationally behind Kentucky, Duke, Kansas and Syracuse.
- Baylor is one of only 12 schools nationally to play in the Sweet 16 in three of the last five seasons.
- Every Baylor game this season will be televised, including 24 games on the ESPN family of networks. The Georgia State game will be Baylor's 137th consecutive televised contest.
- Baylor has the Big 12's 2nd-longest active streak (16th-longest nationally) with at least one 3-point FG made in 765 consecutive games. The last time BU didn't make a 3-pointer was Feb. 21, 1990, a win vs. Texas Tech.

BEST SEED IN PROGRAM HISTORY

- Baylor's No. 3 seed ties 2010 and 2012 as its best in program history. BU advanced to the Elite Eight before losing to the eventual national champion both previous times it was a No. 3 seed.
- Baylor was a No. 8 seed in 1980 and a No. 11 seed in 2008, and the Bears lost their first game both times.
- BU was a No. 6 seed when it advanced to the Sweet 16 last season.
- The Bears' other three NCAA Tournament appearances came before seeding began in 1979.

ONE OF 12 TEAMS WITH THREE SWEET 16 APPEARANCES SINCE 2010

- Baylor is one of 12 teams nationally to make three Sweet 16 appearances in the last five years.
- The Bears are joined by Arizona, Duke, Florida, Kansas, Kentucky, Louisville, Marquette, Michigan State, Ohio State, Syracuse and Wisconsin.
- If Baylor advances to the 2015 Sweet 16, the Bears would be one of at most 10 schools to make four Sweet 16 appearances in the last six years, as Marquette and Syracuse both missed this year's NCAA Tournament.

POSTSEASON EXPERIENCE

- **Rico Gathers** will be playing in his ninth career postseason game, and **Taurean Prince** will be playing in his eighth postseason game. Both came off the bench in all three games of the 2014 NCAA Tournament. Gathers played all five games in Baylor's 2013 NIT championship run, while Prince played four of five games.
- **Kenny Chery, Royce O'Neale, Ishmail Wainright** and **John Heard** all played in all three games during Baylor's 2014 Sweet 16 run, and O'Neale played in two 2013 NIT games when he was a starting forward for Denver.

2014-15 BAYLOR BASKETBALL ROSTER

NO.	NAME	POS	HT	WT	CL.-EXP.	HOMETOWN/PREVIOUS SCHOOL
00	Royce O'Neale	F	6-6	215	Sr.-1L	Killeen, Texas/Harker Heights HS (Denver)
1	Kenny Chery	G	5-11	180	Sr.-1L	Montreal, Quebec/Archbishop Carroll HS [D.C.] (State Fair CC)
2	Rico Gathers	F	6-8	275	Jr.-2L	LaPlace, La./Riverside Academy
11	Lester Medford	G	5-10	175	Jr.-TR	Tucson, Ariz./Amphitheater HS (Arizona Western CC/Indian Hills CC)
13	John Heard	F	6-5	200	Jr.-SQ	Houston, Texas/Episcopal HS
21	Taurean Prince	F	6-7	215	Jr.-2L	San Antonio, Texas/Earl Warren HS
24	Ishmail Wainright	G/F	6-5	235	So.-1L	Kansas City, Mo./Montrose Christian [Md.]
25	Al Freeman	G	6-3	200	RFr.-SQ	Charlotte, N.C./Findlay Prep (Nev.)
31	T.J. Maston	F	6-7	220	Fr.-HS	DeSoto, Texas/DeSoto HS
33	Austin Mills	G	6-1	175	Jr.-TR	Beverly Hills, Calif./Beverly Hills HS (Pepperdine)
35	Johnathan Motley	F	6-9	230	RFr.-SQ	Houston, Texas/North Shore HS
45	Deng Deng	F	6-8	205	Jr.-TR	Melbourne, Australia/Lee College

COACHING & SUPPORT STAFF

Head Coach: Scott Drew (Butler, 1993), 13th season overall, 12th season at Baylor
Assistant Coaches: Jerome Tang (Charter Oak State, 2007), 12th season at Baylor; Grant McCasland (Baylor, 1999), 4th season at Baylor; Paul Mills (Texas A&M, 1996), 12th season at Baylor
Director of Operations: Tim Maloney (Manhattanville, 1982), 6th season at Baylor
Director of Player Personnel: Jared Nuness (Valparaiso, 2001)
Director of Video Operations: Sam Patterson (Baylor, 2008)
Strength & Conditioning Coach: Charlie Melton (Memphis, 1998)
Athletic Trainer: David Chandler (Baylor, 1985)

**DREW IN NCAA CHAMPIONSHIPS**

- Head coach **Scott Drew** has an 8-4 record over four NCAA Championship appearances.
- Drew has guided Baylor to five NCAA Tournament appearances in the last eight seasons, more than doubling Baylor's all-time NCAA Tournament berths, as the Bears went to four NCAAs prior to his arrival.
- Drew was a major factor in Valparaiso's six NCAA appearances (1996, 1997, 1998, 1999, 2000, 2002) while an assistant on his father Homer's staff.
- In 2008, Drew guided Baylor to its first NCAA Championship appearance in 20 seasons.

BAYLOR IN NCAA CHAMPIONSHIPS

- Baylor has eight previous NCAA Championship appearances, and the Bears have lost to the eventual national champion four times (1946, 1948, 2010 and 2012).
 - Baylor's 1946 team lost to Oklahoma A&M in the regional semifinals in Kansas City, Mo.
 - Baylor's 1948 squad lost to Kentucky in the national title game at New York's Madison Square Garden.
 - Baylor's 2010 team lost to Duke in the Elite Eight at Houston's Reliant Stadium.
 - Baylor's 2012 team lost to Kentucky in the Elite Eight at Atlanta's Georgia Dome.
- Prior to 2015, Baylor's NCAA bids all came in even-numbered years — 1946, 1948, 1950, 1988, 2008, 2010, 2012 and 2014. The Bears are appearing in back-to-back NCAA Tournaments for the first time in program history.
- Baylor played in three tournaments in a five-year span between 1946-1950 under head coach **Bill Henderson**, including Final Four appearances in 1948 and 1950.

BAYLOR VS. 2015 NCAA FIELD OF 68

- Baylor is 10-7 this season against the nine teams it has faced that are in the 2015 NCAA Championship field.
- BU faced Iowa State (2-0), Kansas (0-3), New Mexico State (1-0), Oklahoma (1-1), Oklahoma State (0-2), Stephen F. Austin (1-0), Texas (1-1), Texas Southern (1-0) and West Virginia (3-0).

NATION'S SECOND-BEST POSTSEASON WINNING PERCENTAGE

- Baylor's 17-4 postseason record over the past six seasons is the nation's second best among teams with three or more postseason berths since 2009.
- The Bears' 17 postseason wins trail only Kentucky (20-5) and North Carolina (18-5) during that span.

BAYLOR LAST SIX SEASONS

2009 — NIT runner-up, 4-1
 2010 — NCAA Elite Eight, 3-1
 2012 — NCAA Elite Eight, 3-1
 2013 — NIT champions, 5-0
 2014 — NCAA Sweet 16, 2-1

BEST POSTSEASON WINNING PERCENTAGES

.850 — Connecticut, 17-3
 .810 — Baylor, 17-4
 .800 — Kentucky, 20-5
 .800 — Stanford, 8-2
 .783 — North Carolina, 18-5

ANOTHER DREW FIRST

- Head coach **Scott Drew** is the first coach in program history to lead Baylor to seven postseason appearances, the first to lead BU to five NCAA Championships, and the first to lead BU to back-to-back NCAA Tournaments.
- With his fifth NCAA Championship berth, Drew has led Baylor to more NCAA Tournament appearances in the last eight years than the program had prior to his arrival (four).
- Drew has led Baylor to NCAA bids in 2008, 2010, 2012, 2014 and 2015, posting an 8-4 record in NCAA Tournament games. He also took BU to the NIT in 2009 and 2013, and he has a 9-1 record at Baylor in the NIT.

FINAL FOURS, "MR. BILL" AND THE GOLDEN YEARS OF BAYLOR BASKETBALL

- The golden years of Baylor basketball came under the direction of the late **Bill Henderson**. "Mr. Bill" led Baylor to its first three NCAA tournament appearances, two Final Fours and a national runner-up finish in 1948.
- Henderson coached for a collective 19 seasons and amassed 201 wins. He served as president of the NABC and athletic director at Baylor. Henderson is a member of the Baylor Athletic Hall of Fame, the Texas Sports Hall of Fame and was the honorary coach of Baylor's All-Centennial Team.
- Henderson's 201 wins were a school record until **Scott Drew** surpassed him on March 14, 2014.

BAYLOR 20-WIN SEASONS

- In the program's first 101 seasons, Baylor posted 20+ wins just three times — 1945-46, 1947-48 and 1987-88.
- In the last eight seasons, Baylor has seven 20-win campaigns.

SEASON	RECORD	COACH	POSTSEASON
1945-46	25-5	Bill Henderson	NCAA West Regional
1947-48	24-8	Bill Henderson	NCAA Runner-Up
1987-88	23-11	Gene Iba	NCAA First Round
2007-08	21-11	Scott Drew	NCAA First Round
2008-09	24-15	Scott Drew	NIT Runner-Up
2009-10	28-8	Scott Drew	NCAA Elite Eight
2011-12	30-8	Scott Drew	NCAA Elite Eight
2012-13	23-14	Scott Drew	NIT Champions
2013-14	26-12	Scott Drew	NCAA Sweet 16
2014-15	24-9	Scott Drew	NCAA Tournament

**SCOTT DREW**

HEAD COACH, 12TH SEASON

THE DREW FILE**PERSONAL**

Birthdate: Oct. 23, 1970
Birthplace: Kansas City, Mo.
Family: Wife, Kelly; daughter Mackenzie, sons Peyton and Brody

EDUCATION

College: Butler, 1993; Valparaiso, 1994 (Master's)

COACHING EXPERIENCE

1993-01 Valparaiso (assistant coach)
2001-02 Valparaiso (associate head coach)
2002-03 Valparaiso (head coach)
2003-pres. **Baylor** (head coach)

THE DREW WORKSHEET

YEAR	SCHOOL	OVERALL	CONF.
2002-03	Valparaiso	20-11	12-2
2003-04	Baylor	8-21	3-13
2004-05	Baylor	9-19	1-15
2005-06 ‡	Baylor	4-13	4-12
2006-07	Baylor	15-16	4-12
2007-08	Baylor	21-11	9-7
2008-09	Baylor	24-15	5-11
2009-10	Baylor	28-8	11-5
2010-11	Baylor	18-13	7-9
2011-12	Baylor	30-8	12-6
2012-13 *	Baylor	23-14	9-9
2013-14	Baylor	26-12	9-9
2014-15	Baylor	24-9	11-7
TOTAL	13th season	248-170	95-117
BAYLOR	12th season	228-159	83-115

‡ Baylor played no non-conference schedule due to NCAA sanctions.

* Two of Baylor's wins were credited to interim head coach Jerome Tang.

DREW VS. 2014-15 OPPONENTS

OPPONENT	CAREER	BAYLOR
Huston-Tillotson	1-0	1-0
Illinois	0-1	0-1
Iowa State	8-10	8-10
Kansas	3-16	3-16
Kansas State	8-10	8-10
McNeese State	1-0	1-0
Memphis	1-0	1-0
New Mexico State	1-0	1-0
Norfolk State	2-0	2-0
Oklahoma	7-19	7-19
Oklahoma State	10-15	10-15
Prairie View A&M	7-0	7-0
South Carolina	4-2	4-2
Southern	6-0	6-0
Stephen F. Austin	1-1	1-1
Texas	8-19	8-19
Texas A&M	10-9	10-9
TCU	7-0	7-0
Texas Southern	5-0	5-0
Texas Tech	14-9	14-9
Vanderbilt	1-0	1-0
West Virginia	7-1	7-1
TOTAL	248-170	228-159

MISCELLANEOUS STATISTICS

Current Streak	Lost 1
Current Home Streak	Won 3
Current Road/Neutral Streak	Lost 1
Last Win	March 12 vs. West Virginia (80-70)
Last Home Win	March 6 vs. TexasTech (77-74)
Last Away Win	March 12 vs. West Virginia (80-70)
Last Loss	March 13 vs. Kansas (52-62)
Last Home Loss	Feb. 9 vs. Oklahoma State (65-74)
Last Away Loss	March 13 vs. Kansas (52-62)

2014-15 RECORD BY STARTING LINEUP

Chery (g), Medford (g), O'Neale (f), Gathers (f), Motley (f) . . . 19-8
 Medford (g), O'Neale (g), Prince (f), Gathers (f), Motley (f) . . . 4-1
 Medford (g), Freeman (g), Prince (f), Gathers (f), Motley (f) . . . 1-0

	2014-15		DREW
	All	B12	Era
Leading or tied at halftime	22-6	10-5	187-34
Trailing at halftime	2-3	1-2	43-125
Shoot 50 percent or higher	7-0	4-0	115-10
Shoot lower than 50 percent	17-9	7-7	115-149
Shoot higher pct than opponent	20-0	9-0	205-21
Shoot lower percentage than opp	4-9	2-7	25-136
Opp. shoot lower than 50 percent	22-8	10-6	221-81
Opp. shoot 50 percent or higher	2-1	1-1	9-77
Score fewer than 60 points	1-5	1-3	8-42
Score 60-plus points	22-4	10-4	221-117
Score 70-plus points	15-0	7-0	189-52
Score 80-plus points	6-0	2-0	97-9
Score 90-plus points	1-0	0-0	43-2
Score 100-plus points	0-0	0-0	13-0
Opp. score fewer than 50 points	6-0	2-0	25-1
Opp. score fewer than 60 points	12-1	5-1	85-5
Opp. score fewer than 70 points	20-6	8-4	165-42
Opp. score fewer than 80 points	24-9	11-7	217-107
Opp. score 80-plus points	0-0	0-0	13-52
Opp. score 90-plus points	0-0	0-0	2-16
More rebounds than opponent	20-7	8-6	178-49
Equal/fewer rebounds than opp.	4-2	3-1	62-110
40+ rebounds	12-2	5-1	89-22
Fewer than 40 rebounds	12-7	6-6	141-137
Fewer turnovers than opp.	11-1	4-0	117-54
Equal/more turnovers than opp.	13-8	7-7	113-105
Games decided by 5 or fewer pts	6-3	3-3	48-42
OT games	1-1	1-1	15-4
TV games	24-9	11-7	175-137
Games vs. AP ranked opponents	7-5	6-4	25-72
Games following a loss	6-2	4-2	73-77
Games following a win	17-7	7-5	144-82
More points in paint than opp.	16-3	5-3	159-53
Equal/fewer pts in paint than opp.	8-6	6-4	71-106
More points off TO than opp.	17-3	6-2	144-56
Equal/fewer pts off TO than opp.	7-6	5-5	86-103
More bench points than opp.	13-5	7-5	129-70
Equal/fewer bench points than opp.	11-4	4-2	101-89
More 2nd-chance points than opp.	16-7	4-5	126-76
Equal/fewer 2nd-ch. pts than opp.	8-2	7-2	103-86
Playing in November	5-1	0-0	51-10
Playing in December	6-0	0-0	53-14
Playing in January	5-4	4-4	46-51
Playing in February	6-2	6-2	41-54
Playing in March	2-2	1-1	37-29
Playing in April	0-0	0-0	2-1

A WIN WOULD...

- Mark Baylor's 4th consecutive NCAA Tournament appearance with at least one win.
- Improve Baylor's record to 12-10 all-time the NCAA Tournament, including a 9-4 record under **Scott Drew**.
- Make Baylor 34-8 against first-time opponents during the Drew era.
- Tie Baylor's 4th-highest win total in a season, equaling the 25 wins of 1945-46.
- Give Baylor a 37-12 record over its last 49 games dating back to Feb. 12, 2014.
- Make Baylor 38-29 in March games under **Scott Drew**, including 14-4 in its last 18 March games.
- Give Baylor a 104-43 record since the start of the 2011-12 season and 195-90 over the last 8 seasons.

KEYS TO VICTORY

- Baylor is 15-0 this season when scoring 70+ points and 23-4 when scoring 60+ points.
- Baylor is 11-1 in games with fewer turnovers than its opponent and 13-8 with equal or more turnovers.
- Baylor is 17-3 this season when recording more points off turnovers than its opponent and 7-6 when not doing so.
- Baylor is 19-1 this season when posting 14 or more assists and 5-8 when recording 13 or fewer assists.
- Baylor has held 13 of 32 opponents under 60 points, and the Bears are 85-5 in the Drew era when doing so.
- Baylor is 6-3 in games decided by 5 or fewer points and 1-1 in overtime games this season. The Bears are 37-21 in games decided by 5 or fewer points over the last 7 seasons and are 10-2 in overtime games over that span.

FIRST TIME SUCCESS

- Baylor is 33-8 against first-time opponents in the **Scott Drew** era.
- Since 2007-08, Baylor is 27-4 against first-time opponents, including six postseason games (win vs. Georgetown, 2009 NIT; win vs. Saint Mary's, 2010 NCAA; loss vs. Duke, 2010 NCAA; win vs. South Dakota State, 2012 NCAA; win vs. Creighton 2014 NCAA; loss vs. Wisconsin 2014 NCAA).

WINNING AWAY FROM HOME VS. NON-BIG 12 TEAMS

- Baylor is 44-19 against non-Big 12 teams in games away from the Ferrell Center in the **Scott Drew** era, including a 21-6 record in away games against non-Big 12 teams since 2011-12.
- Baylor is 42-15 against non-Big 12 teams away from home since the 2007-08 season (3-1 in 2014-15; 6-2 in 2013-14; 5-2 in 2012-13; 8-1 in 2011-12; 1-3 in 2010-11; 8-2 in 2009-10; 6-2 in 2008-09; 5-2 in 2007-08).

BEARS HAVE LED BY 6+ POINTS IN 32 OF 33 GAMES

- Baylor has led by at least 6 points in 32 of 33 games this season, with the exception a 62-52 loss to Kansas in the Big 12 Championship semifinals. Kentucky is the nation's only team to lead by 6+ points in every game this season.
- Baylor has held a double-digit lead in 23 of 33 games this season. BU is 20-3 when building a double-digit lead at any point in a game this season, with losses at K-State (14-pt lead), at Kansas (13-pt lead) and at Texas (10-pt lead).
- Baylor has won 40 straight home games when building a double-digit lead — the last loss was when the Bears blew a 10-point lead against Kansas on Feb. 8, 2012.

SCHOOL-RECORD SEVEN RANKED TEAMS DEFEATED

- Baylor's 7 wins vs. AP-ranked teams this season broke the previous school record set last season (5-9).
- BU has wins on the road at No. 15 West Virginia and at No. 12 Iowa State, a neutral win vs. No. 18 West Virginia, and home wins vs. No. 11 Iowa State, No. 19 Oklahoma, No. 19 Texas and No. 20 West Virginia.
- The Bears are 25-45 vs. AP Top 25 teams since 2007-08 after going 17-122 in their first 101 seasons.
- Baylor is 42-167 all-time against AP Top 25 teams (7-5 this season).
- Baylor has won multiple games vs. AP Top 25 teams in each of the last eight seasons.
- Prior to winning multiple games vs. ranked teams in each of the last eight seasons, Baylor had only four seasons with multiple AP Top 25 victories in its first 101 years of basketball (1958-59, 1981-82, 1996-97, 2000-01).

BEST DEFENSIVE TEAM OF DREW ERA

- Baylor is ranked 33rd nationally in *KenPom.com* adjusted defensive efficiency. The only previous times Baylor was in the top 50 nationally under Drew were 2009-10 (No. 45) and 2011-12 (No. 46) — both Elite Eight seasons.
- Baylor is 1 of 4 teams to hold all opponents below 75 points this season (BU, ULM, New Hampshire, Saint Peter's).
- BU was the only Division I team to hold every non-conference opponent to 66 or fewer points this season.
- Baylor's current 60.3 points per game allowed is BU's best in the shot clock era and Baylor's first time holding opponents at or below 60 ppg in the last 56 seasons — the Bears allowed 59.1 ppg in 1958-59.
- Baylor has held 24 of 33 opponents to 30 or fewer first-half points, including 12 times at 25 or fewer.
- For the first time since 1949-50, Baylor has held six opponents below 50 points.

BAYLOR DEFENSE NATIONAL RANKINGS (AS OF MARCH 16)

Scoring Defense — 37th (60.3)	Points Per Possession Allowed — 40th (0.95)
Field Goal Percentage Defense — 63rd (40.2)	Rebounding Margin — 8th (+8.0)
3-Point Field Goal Percentage Defense — 16th (30.0)	Rebounds Per Game — 12th (39.2)
Effective Field Goal Percentage Defense — 54th (45.8)	Adjusted Defensive Efficiency — 33rd (94.5)

2ND-MOST WINS OF ANY BIG 12 TEAM SINCE 2011-12

- Baylor is 103-43 since 2011-12, which trails only Kansas (114-31) for most wins by a Big 12 team in that span.
- Iowa State (99-39) is 3rd, Oklahoma State (88-53) is 4th, Kansas State (84-49) is 5th, Oklahoma (80-48) is 6th, Texas (80-56) is 7th, West Virginia (72-58) is 8th, TCU (56-73) is 9th and Texas Tech (46-80) is 10th.

**DREW PICKING UP COACHING ACCOLADES**

- Baylor head coach **Scott Drew** was named USBWA District VII Coach of the Year for the second time (2008), and *NBCSports.com* named him its Big 12 Coach of the Year.
- Drew is also a semifinalist for the Naismith Men's College Coach of the Year.
- Drew is joined by Tony Bennett, Mike Brey, John Calipari, Mark Few, Chris Holtmann, Ben Jacobson, Larry Krystkowiak, Archie Miller, Steve Prohm, Bo Ryan, Bill Self, Wayne Tinkle, Mark Turgeon and Jay Wright.

KENPOM RANKS BEARS AMONG NATION'S BEST

- *KenPom.com* has Baylor ranked No. 15 nationally in team rankings, 4th among Big 12 Conference teams.
- The Bears' offense is ranked No. 13 in adjusted efficiency, while the defense is No. 33 in adjusted efficiency.
- Baylor's 9 losses are all against *KenPom* top-100 teams, including 7 of 9 against top-40 teams: at No. 9 Oklahoma, at No. 11 Kansas, vs. No. 11 Kansas, vs. No. 11 Kansas, at No. 20 Texas, at No. 37 Oklahoma State, vs. No. 37 Oklahoma State, vs. No. 65 Illinois and at No. 81 Kansas State.
- The Bears have 13 wins against *KenPom* top-70 teams and 16 wins against the *KenPom* top 100.

ELITE OFFENSIVE EFFICIENCY

- Baylor's offense has ranked among the nation's top 15 in *KenPom's* adjusted offensive efficiency metric in each of the last four seasons, joining Duke as the nation's only teams to make that claim.
- Baylor is currently 13th in adjusted offensive efficiency this season, and the Bears have been in the top 15 in seven of the last eight seasons. Baylor was **No. 9** in 2013-14, **No. 14** in 2012-13, **No. 8** in 2011-12, **No. 3** in 2009-10, **No. 11** in 2008-09 and **No. 11** in 2007-08.
- Most times ranked in nation's top-15 since 2007-08: **Baylor-7**, **Duke-7**, **Arizona-5**, **Kansas-5**, **Kentucky-4**, **North Carolina-4**, **Ohio State-4**.

BAYLOR AND LOUISVILLE ONLY SCHOOLS RANKED IN FB, MBB AND WBB

- Baylor and Louisville are the nation's only schools ranked by the AP in football and men's and women's basketball.
- Baylor football is ranked No. 7, men's basketball is No. 16 and women's basketball is No. 7.
- Baylor, Duke, Louisville and Michigan State were the only teams to finish the 2013-14 academic year ranked in the final AP polls for all three sports.

HOLDING TEAMS UNDER SCORING AVERAGES BY 9.4 PPG

- Through 33 games, Baylor opponents are averaging 9.4 fewer points than their season averages against the Bears.
- Only 5 of 33 teams have topped their season scoring averages against Baylor.
- The Bears have held 19 of 33 opponents 8 or more points below their season averages.
- In its 24 wins, Baylor has held teams 12.2 ppg below their season averages.
- In its 9 losses, Baylor has held teams 1.8 ppg below their season averages.

FIRST SEASON WITH TRIO OF 100-ASSIST PLAYERS

- Baylor has three players with 100+ assists in the same season for the first time in program history.
- **Kenny Chery** has 113 assists, **Royce O'Neale** has 111 assists and **Lester Medford** has 104 assists.
- This is just the 8th time that multiple Baylor players have reached 100 assists in a season.

BALANCED SCORING ATTACK

- Baylor has benefited from a balanced scoring attack that has seen eight different players combine to score in double figures 103 times this season. Additionally, five different players have scored 20+ points a total of 19 times.
- Seven different BU players have led the team in scoring — **Taurean Prince** 12 times, **Rico Gathers** 7 times, **Kenny Chery** 5 times, **Johnathan Motley** and **Royce O'Neale** 4 times each, **Lester Medford** twice and **Deng Deng** once.
- **Prince** leads the team with 13.8 points per game, while BU's five starters average between 7.7 and 11.7 ppg.

O'NEALE DOES IT ALL

- During his four years of Division I basketball, **Royce O'Neale** has 1,259 points, 788 rebounds, 397 assists, 160 steals and 45 blocks in 133 games played. If all of his games played were at Baylor, he would rank 19th in school history in scoring, 8th in rebounding, 7th in assists and 5th in steals.
- O'Neale is the only Big 12 Conference player to rank in the league's top 15 in rebounding and assists — he currently ranks 11th in the Big 12 in rebounding (5.8) and 8th in assists (3.5).
- O'Neale has started 62 consecutive games against DI opponents — (sat out vs. Huston-Tillotson on Jan. 21).
- Including his two seasons at Denver, O'Neale has 31 career games played touching all five stat categories (points, rebounds, assists, steals, blocks).

O'NEALE CHASING 400 REBOUNDS AND 200 ASSISTS

- **Royce O'Neale** has 390 rebounds and 221 assists in 70 games over his Baylor career. He's needs 10 boards to become the Baylor's 5th 400-rebound, 200-assist player, and the first to reach those numbers in two seasons.
- Players to reach 400-rebounds and 200-assists at Baylor are: **Jay Shakir** (515r/314a in 110 games), **Curtis Jerrells** (486r/487a in 119 games), **A.J. Walton** (454r/404a in 142 games) and **Henry Dugat** (418r/222a in 117 games).
- Last season, O'Neale became the first player in program history to post 200+ rebounds (205) and 100+ assists (110) in the same season. He needs 15 rebounds to repeat that feat this season.

KENPOM.COM RANKINGS

CATEGORY	NATIONAL	BIG 12
Team Rankings — .9038	15th	4th
Adj. Offensive Eff. — 114.8	13th	2nd
Adj. Defensive Eff. — 94.5	33rd	4th
Pyth SOS — .7356	6th	4th
Offensive Rebound Pct. — 41.8	1st	1st
Steal Percentage — 12.7	9th	2nd
Assist Percentage — 59.9	37th	2nd
Effective FG Pct. Defense — 45.8	54th	5th

SPECIALTY STATISTICS

[PP - Points in the paint; POT - Points off turnovers; 2nd - Second chance points; FAST - Fast break points; BP - Points off the bench]

OPPONENT	PP	POT	2ND	FAST	BP
McNeese State	42-14	10-6	15-7	2-0	37-20
at South Carolina	22-30	15-19	10-8	4-10	11-14
Prairie View A&M	30-26	13-12	9-3	0-2	27-2
Stephen F. Austin	30-24	13-8	14-10	4-0	17-28
vs. Memphis	26-16	17-2	26-5	0-0	17-17
vs. Illinois	22-26	10-12	9-8	2-2	15-15
Texas Southern	38-22	23-10	9-9	2-2	20-13
at Vanderbilt	24-32	19-13	14-12	6-4	14-16
Texas A&M	50-28	24-14	18-1	6-2	17-27
New Mexico State	37-26	16-7	15-4	9-2	21-11
Southern	34-28	5-18	19-8	0-6	10-14
Norfolk State	48-20	30-9	18-10	4-2	39-4
at Oklahoma	26-20	5-10	16-8	2-4	18-2
Kansas	16-34	11-12	13-8	0-4	8-16
at TCU	24-34	10-8	17-17	4-6	17-22
Iowa State	36-28	11-10	23-15	2-6	9-14
at Kansas State	20-24	18-12	13-9	8-6	20-12
Huston-Tillotson	44-18	14-13	22-4	4-2	23-10
Oklahoma	32-36	16-15	11-6	12-6	19-6
at Oklahoma State	16-20	14-10	8-9	8-13	18-11
Texas	28-42	12-12	7-11	2-2	13-10
TCU	38-30	12-14	7-13	6-4	22-24
at West Virginia	40-32	13-27	15-16	10-2	30-31
Oklahoma State	36-22	9-20	11-12	2-0	25-0
at Kansas	16-22	13-14	19-7	6-5	16-14
at Texas Tech	12-22	12-16	4-12	0-0	22-4
Kansas State	39-24	19-9	12-12	6-8	27-20
at Iowa State	20-30	9-9	15-7	2-2	25-21
West Virginia	28-26	13-12	22-15	6-6	32-19
at Texas	22-22	9-11	17-11	2-2	21-30
Texas Tech	30-34	18-17	4-11	6-4	28-25
vs. West Virginia	40-20	15-11	10-8	14-2	25-29
vs. Kansas	24-24	16-15	5-8	10-6	4-10

BAYLOR TOTAL	990	464	447	151	667
Baylor Average	30.0	14.1	13.5	4.6	20.2
OPP TOTAL	866	407	304	122	511
Opp Average	26.2	12.3	9.2	3.7	15.5

BAYLOR IN THE RANKINGS

WEEK	W/L	AP	COACHES
Pre	0-0	RV-49th (1)	RV-47th (2)
Nov. 17	1-0	RV-46th (2)	RV-38th (5)
Nov. 24	3-0	RV-37th (7)	RV-34th (10)
Dec. 1	5-1	RV-42nd(3)	RV-42nd(4)
Dec. 8	7-1	RV-31st (49)	RV-32nd (29)
Dec. 15	8-1	RV-26th (97)	RV-26th (49)
Dec. 22	9-1	22nd (203)	22nd (106)
Dec. 29	10-1	22nd (238)	22nd (144)
Jan. 5	11-2	21st (186)	22nd (105)
Jan. 12	12-3	22nd (278)	23rd (116)
Jan. 19	13-4	21st (260)	21st (120)
Jan. 26	15-4	20th (407)	19th (216)
Feb. 2	16-5	19th (420)	19th (207)
Feb. 9	18-5	16th (694)	16th (328)
Feb. 16	18-7	20th (364)	20th (155)
Feb. 23	20-7	19th (473)	20th (202)
March 2	22-7	14th (801)	16th (353)
March 9	23-8	16th (701)	16th (318)

CLUTCH FREE THROWS (SEASON)
(FINAL 5 MINUTES)

PLAYER	FT-A	PCT
Ishmail Wainright	10-10	1.000
T.J. Maston	3-3	1.000
Kenny Chery	35-38	.921
Austin Mills	5-6	.833
Royce O'Neale	14-19	.737
Taurean Prince	11-15	.733
Johnathan Motley	11-17	.647
Al Freeman	8-13	.615
Rico Gathers	14-27	.519
Lester Medford	5-11	.455
Deng Deng	0-2	.000
TEAM TOTAL	116-161	.720

CLUTCH FREE THROWS (BU CAREER)
(FINAL 5 MINUTES)

PLAYER	FT-A	PCT
T.J. Maston	3-3	1.000
Kenny Chery	80-89	.899
Austin Mills	5-6	.833
Ishmail Wainright	13-17	.765
Royce O'Neale	38-56	.679
Taurean Prince	19-28	.679
Johnathan Motley	11-17	.647
Al Freeman	8-13	.615
Rico Gathers	29-54	.537
Lester Medford	5-11	.455
John Heard	0-2	.000
Deng Deng	0-2	.000
TEAM TOTAL	212-298	.711

'FRESH PRINCE OF BAYLOR' LEADS TEAM IN SCORING AS 6TH MAN

- **Taurean Prince**, dubbed the "Fresh Prince of Baylor" by ESPN's Adnan Virk, averages 13.8 points per game, which ranks 2nd nationally among all reserves (fewer than 10 starts), trailing only ETSU's Jalen Riley (20.2 ppg).
- Prince has led Baylor in scoring in 7 of the last 8 games, averaging 17.1 ppg during that stretch.
- Prince leads the team with 26 double-figure scoring games this season after scoring in double figures 12 times in his first two seasons at Baylor combined. He's led BU in bench scoring in 23 of 26 games as a reserve.
- In his first two seasons, Prince averaged 5.2 ppg in 11.2 minutes per game over 62 games played.
- Prince has played 25+ minutes in 23 games this season after doing so in just 2 games over his first two seasons.

CHERY BACK AT FULL STRENGTH

- **Kenny Chery** is back at full strength after missing 5 starts with plantar fasciitis (came off bench once).
- Chery has 99 assists and 56 turnovers in 23 games since returning to the starting lineup. He had 14 assists and 16 turnovers in 5 games before taking the time to rest and recover.
- Chery has scored 244 points in his last 19 games (12.8 ppg), including a season-high 25 points against Kansas on Jan. 7, and he finished 11th in the Big 12 with 12.4 points per game in conference play.

MOTLEY MOVING UP FRESHMEN LEADERBOARDS

- Redshirt freshman **Johnathan Motley's** has blocked 46 shots this season, 3rd-most ever by a Baylor freshman, trailing only **Isaiah Austin** (58) and **Brian Skinner** (69).
- Motley has also started 33 games, the 3rd-most ever by a Baylor freshman. **Quincy Miller** (36) holds the record, followed by **Austin** (35).
- Motley has blocked 41 shots in his last 24 games (1.7 bpg) after blocking 5 shots over his first 9 games (0.6 bpg).

GATHERS ONE OF NATION'S BEST REBOUNDERS...

- **Rico Gathers** ranks 4th nationally in rebounds per game (11.6), ranks 2nd in offensive boards (4.9), and ranks 16th in defensive rebounds (6.8). Gathers leads the Big 12 Conference in all three rebounding categories.
- Gathers ranks 9th nationally with 17 double-doubles this season, which is 2nd-most among high-major players.
- Gathers' 384 rebounds rank 8th on the Big 12's single-season rebounds list. He needs 10 rebounds to jump to 5th on the list in front of Kansas' Cole Aldrich (387), Texas' Kevin Durant (390) and Texas' Damion James (393).
- Gathers' 24 career double-doubles and 38 career double-digit rebound games are both tops among active Big 12 players.
- Gathers is 1 of 2 power-5 conference players averaging a double-double, joining Washington State's Josh Hawkinson.
- Gathers set Big 12 and Baylor records with 28 rebounds on Jan. 21, most by a DI player since Paul Millsap in 2006.

MEDFORD PROVIDES SECOND OPTION AT THE POINT

- Baylor starting point guard **Kenny Chery** missed 5 starts with a foot injury and another for rest (vs. Huston-Tillotson), allowing **Lester Medford** to slide from his starting shooting guard position to the starting point guard role.
- Medford posted 35 assists and 8 turnovers in his 6 starts at point guard. Despite returning to his shooting guard spot, Medford still ranks 6th in the Big 12 with a 1.9 assist-to-turnover ratio and 11th with 3.2 assists per game.
- Medford has scored in double figures 13 times and the Bears are 12-1 in those games.
- Medford shot .448 from 3-point range in Big 12 conference play, which ranked 3rd in the league and was a significant jump from the .340 he shot from long range in non-conference.

FREEMAN IS FIRST GUARD OFF BENCH

- Redshirt freshman **Al Freeman** is typically Baylor's first guard to enter the game off the bench.
- Freeman is shooting .520 (26-of-50) in his last 16 games, up from .367 (29-of-79) in his first 17 games.
- Freeman has posted double figure scoring off the bench 6 times. He had a career-high 13 points in 22 minutes vs. Norfolk State, posted 10 points in home games against Texas A&M, New Mexico State and West Virginia, and he had 11 points at West Virginia and at home against Kansas State.
- Freeman averages 4.9 points in 17.4 minutes per game, mostly at the two-guard spot.

MILLS PROVIDES UNEXPECTED SPARK OFF BENCH

- Walk-on guard **Austin Mills**, who was awarded a scholarship for the spring semester, provided an unexpected spark off the bench in Baylor's 54-49 win in Lubbock on Feb. 17 and again in BU's win at No. 12 Iowa State on Feb. 26.
- Mills had 2 assists and 0 turnovers in 13 minutes at Texas Tech, and he played 4 minutes in the 2nd half at Iowa State, hitting a crucial 3-pointer to cut ISU's lead to 1 with 10 minutes left.
- Mills has played in 6 of the last 8 games (25 total minutes) after playing in just 2 of Baylor's first 12 Big 12 games.

HALFTIME ADJUSTMENTS PAYING OFF

- Baylor has won 89% of its games when leading at the half since 2011-12. The Bears are **82-10** when leading through the first 20 minutes in that stretch (**21-6** this season, **18-2** in 2013-14, **17-1** in 2012-13 and **26-1** in 2011-12).
- BU has won 39% of games in which its been tied or trailing at the half since 2011-12, going 21-33 in those.
- BU has led at halftime in 92 of 146 games over the last four seasons. With wins in 82 of those 92 games, and victories in 21 of 54 games it has trailed or been tied at the half, Baylor is 103-43 since 2011-12.

TOUGHNESS IN CLOSE GAMES

- The Bears are 6-3 this season in games decided by 5 or fewer points, with wins at South Carolina, at Vanderbilt, at Texas Tech, and home against Southern, Iowa State and Texas Tech. BU also won in overtime at TCU.
- Over the last 7 seasons, Baylor is 37-21 in games decided by 5 or fewer points and 10-2 in overtime games.

**ONE OF TWO BIG 12 TEAMS RANKED EIGHT STRAIGHT SEASONS**

- Baylor joins Kansas as the only Big 12 Conference schools to be ranked in each of the last eight seasons. The Bears were unranked in the preseason for the first time since 2009-10, but cracked the rankings at No. 22 on Dec. 22.
- Baylor has been ranked for at least three weeks in each of the last seven seasons (2008-09 through 2014-15).
- The Bears have been ranked for 12 consecutive weeks, ranging from No. 14 to No. 22 in the AP poll.

COACHING STABILITY

- Baylor's **Scott Drew** is tied with Kansas' Bill Self as the Big 12 Conference's second-longest tenured head coach. Drew, who is in his 12th season at BU in 2014-15, trails only Texas' Rick Barnes (17th season at UT).

BAYLOR IS NATION'S BEST IN 3 MAJOR SPORTS OVER LAST 4 SEASONS

- Since 2011-12, Baylor has the nation's most combined wins across football and men's and women's basketball.
- The Bears are 279-65 in that span, giving Baylor 75 more wins than any other Big 12 team, and 10 more than the next closest team nationally (Louisville at 269-72).

TOP 10 WIN TOTALS NATIONALLY

Baylor — 279-65
 Louisville — 269-72
 Notre Dame — 266-68
 Stanford — 254-82
 Duke — 249-76
 Connecticut — 247-89
 Kentucky — 243-90
 Ohio State — 235-94
 Michigan State — 234-95
 North Carolina — 233-97

BIG 12 CONFERENCE TEAMS (Thru 3/9/15)

Baylor — 279-65
 Oklahoma State — 204-110
 Oklahoma — 202-111
 Iowa State — 196-117
 Kansas State — 190-127
 Kansas — 192-133
 West Virginia — 189-124
 Texas — 184-131
 TCU — 150-152
 Texas Tech — 135-169

DREW IS PROGRAM'S ALL-TIME WINS LEADER

- **Scott Drew** holds Baylor's school record with 228 career wins as head coach.
- Drew became the all-time wins leader by defeating Texas on March 14, 2014 for his 202nd Baylor victory, passing **Bill Henderson** (201 wins; 1941-43 and 1945-61) for the all-time wins mark.
- Drew's .588 winning percentage is the best ever by a Baylor coach with 60+ games at the helm.

DREW AMONG NATION'S ELITE

- Head coach **Scott Drew** is the youngest of 11 coaches nationally to take his current program to three Sweet 16 appearances in the last five seasons.
- Drew (44) is joined by Arizona's Sean Miller (46), Ohio State's Thad Matta (47), Florida's Billy Donovan (49), Kansas' Bill Self (52), Kentucky's John Calipari (56), Michigan State's Tom Izzo (60), Louisville's Rick Pitino (62), Wisconsin's Bo Ryan (67), Duke's Mike Krzyzewski (68) and Syracuse's Jim Boeheim (70).

FIVE NBA DRAFT PICKS IN LAST THREE YEARS

- Baylor's five NBA Draft picks in the last three years ranks tied for fifth nationally, trailing only Kentucky, Duke, Kansas and Syracuse and tied with Michigan and North Carolina.
- BU likely would've had another draftee in 2014, but **Isaiah Austin** was diagnosed with a career-ending condition.

BAYLOR NBA DRAFT PICKS IN LAST 3 YEARS

Perry Jones III — Oklahoma City Thunder, 2012
 Quincy Acy — Toronto Raptors, 2012
 Quincy Miller — Denver Nuggets, 2012
 Pierre Jackson — Philadelphia 76ers (traded to New Orleans Pelicans), 2013
 Cory Jefferson — San Antonio Spurs (traded to Brooklyn Nets), 2014

MOST DRAFT PICKS IN LAST 3 YEARS

10 — Kentucky
 6 — Duke, Kansas, Syracuse
 4 — **Baylor**, Michigan, North Carolina

ANOTHER NATIONALLY RANKED SIGNING CLASS

- Six of **Scott Drew's** last seven recruiting classes have been ranked among the top 25 nationally.
- Baylor's 2015 signing class is ranked No. 25 by both *247Sports.com* and *Scout.com*.
- The Bears signed three prep standouts with King McClure (Ovilla, Texas), Jake Lindsey (Salt Lake City, Utah) and Wendell Mitchell (Rockdale, Texas), along with highly regarded JuCo prospect Joseph Acuil (Melbourne, Australia).

BAYLOR'S NATIONALLY-RANKED SIGNING CLASSES

2009 — No. 21 2011 — No. 18 2013 — No. 13
 2010 — No. 22 2012 — No. 5 2015 — No. 25

UP NEXT

- If Baylor defeats Georgia State, the Bears will advance to Saturday's round of 32 game against either No. 6 Xavier, No. 11 Ole Miss or No. 11 BYU.
- The winner of the round of 32 game will move on to the NCAA West Regional semifinals, which will be played at Staples Center in Los Angeles on March 28.

QUICK FACTS**UNIVERSITY**

Location: Waco, Texas
Chartered: 1845, by the Republic of Texas
Enrollment: 16,263
President: Ken Starr
Faculty Athletic Representative: Jeremy Counsellor
Sport Administrator: Nick Joos
Conference: Big 12
Nickname: Bears
Mascots: Joy and Lady (live Black Bears)
Colors: Green (PMS 560) & Gold (PMS 1235)
Arena (capacity): Ferrell Center (10,284)

MEN'S BASKETBALL HISTORY

First Season: 1906-07
All-Time Record: 1,265-1,324 (.489)
Postseason Record: 20-14 (.588)
NCAA Appearances: 9th in 2015
Final Fours: 2 (1948, 1950)
Last NCAA Appearance: 2014 (Sweet 16)
NIT Appearances: 5
Last NIT Appearance: 2013 (NIT champions)
Conference Titles: 5

TEAM INFORMATION

2014-15 Record: 24-9
Big 12 Record: 11-7
Big 12 Finish: 4th
Top 25 Ranking: 16 (AP) / 16 (USA TODAY)
Roster Breakdown: 2 SR / 6 JR / 1 SO / 3 FR
Lettermen R/L: 5/4
Starters R/L: 2/3
Newcomers: 5

MEN'S BASKETBALL STAFF

Head Coach: Scott Drew (Butler, 1993)
Record at Baylor: 228-159 (12th season)
Career Record: 248-170 (13th season)
Assistant Coach: Jerome Tang
Assistant Coach: Grant McCasland
Assistant Coach: Paul Mills
Director of Operations: Tim Maloney
Director of Player Personnel: Jared Nuness
Director of Video Operations: Sam Patterson
Athletic Trainer: David Chandler
Strength/Conditioning: Charlie Melton

ATHLETIC COMMUNICATIONS

MBB Contact: David Kaye, Associate Director
Office: 254-710-4389
Cell: 254-709-5147
E-mail: david_kaye@baylor.edu
Twitter: @DavidKaye9

BAYLOR SOCIAL MEDIA

Athletics Twitter/Instagram/Snapchat: @BaylorAthletics
MBB Twitter/Instagram/Snapchat: @BaylorMBB
Facebook: Baylor Athletics

2014-15 SUPERLATIVES

Individual Superlatives

CATEGORY	BAYLOR	OPPONENT
Points Scored	25, Kenny Chery vs. Kansas (1/7) 25, Rico Gathers vs. Huston-Tillotson (1/21)	28, Devauntah Williams, Texas Tech (3/6)
Total Field Goals	9, seven times	11, TaShawn Thomas, at Oklahoma (1/3)
Total FGs Attempted	20, Rico Gathers vs. Texas Southern (12/1)	20, Shai Fields, Huston-Tillotson (1/21)
Highest FG % (min 5 made)	.889 (8-9), Deng Deng vs. McNeese State (11/14)	1.000 (5-5), Kourtney Roberson, Texas A&M (12/9)
3-Point Field Goals	5, Royce O'Neale vs. Norfolk State (12/30) 5, Kenny Chery vs. Texas (1/31) 5, Kenny Chery at Kansas (2/14)	8, Devauntah Williams, Texas Tech (3/6)
3-Point FGs Attempted	10, Kenny Chery at Kansas (2/14)	13, Jevon Carter, West Virginia (2/28)
3-Point FG % (min 5 att)	.833 (5-6), Royce O'Neale vs. Norfolk State (12/30)	1.000 (5-5), Naz Long, Iowa State (1/14)
Free Throws Made	9, Rico Gathers at TCU (1/10) 9, Rico Gathers vs. West Virginia (2/28) 9, Royce O'Neale vs. West Virginia (3/12)	9, Damian Jones, at Vanderbilt (12/4) 9, Jeff Short, Norfolk State (12/30) 9, Jameel McKay, at Iowa State (2/25)
Free Throws Attempted	15, Rico Gathers at TCU (1/10)	12, Jeff Short, Norfolk State (12/30) 12, Wayne Selden Jr., Kansas (3/13)
Free Throw % (min 6 att)	.900 (9-10), Royce O'Neale vs. West Virginia (3/12)	1.000 (9-9), Damian Jones, at Vanderbilt (12/4) 1.000 (6-6), Buddy Hield, at Oklahoma (1/3)
Offensive Rebounds	11, Rico Gathers vs. Huston-Tillotson (1/21)	7, Cameron Ridley, Texas (1/31) 7, Jonathan Holton, West Virginia (2/28)
Defensive Rebounds	17, Rico Gathers vs. Huston-Tillotson (1/21)	10, Devin Williams, at West Virginia (2/7)
Total Rebounds	28, Rico Gathers vs. Huston-Tillotson (1/21)	15, Devin Williams, at West Virginia (2/7)
Assists	8, Lester Medford vs. Texas Southern (12/1)	10, Anthony Hickey, at Oklahoma State (1/27) 10, Isaiah Taylor, Texas (1/31)
Steals	7, Rico Gathers vs. New Mexico State (12/17)	4, six players
Blocked Shots	6, Johnathan Motley vs. Southern (12/22)	6, Myles Turner, at Texas (3/2)
Turnovers	6, Kenny Chery vs. SFA (11/24) 6, Kenny Chery at Oklahoma State (1/27)	6, Karin York, Prairie View A&M (11/21) 6, DK Eldridge, New Mexico State (12/17)
Minutes Played	42, Royce O'Neale at Texas (3/2)	41, Kyan Anderson, at TCU at TCU (1/10)

Team Superlatives

BAYLOR HIGH	BAYLOR LOW	CATEGORY	OPPONENT HIGH	OPPONENT LOW
92 vs. Norfolk State (12/30)	52 vs. Kansas (3/13)	Points Scored	74, three times	39 vs. McNeese State (11/14)
46 vs. ISU (1/14); at WVU (2/7)	18 vs. Kansas (3/13)	Points, 1st Half	37 at Oklahoma (1/3); at Iowa State (2/25)	17 vs. McNeese State (11/14)
60 vs. Norfolk State (12/30)	20 at Texas Tech (2/17)	Points, 2nd Half	47 at Kansas (2/14)	15 vs. Memphis (11/27)
13 at TCU (1/10)	5 at Texas (3/2)	Points/Overtime	7 at Texas (3/2)	6 at TCU (1/10)
34 vs. Norfolk State (12/30)	17 vs. Illinois (11/28); at TCU (1/10)	Total Field Goals	28 vs. Texas Tech (3/6)	13 vs. McNeese State (11/14)
70 vs. Iowa State (1/14)	44 vs. PVAMU (11/21); vs. TTU (3/6)	Field Goal Attempts	70 vs. Texas (1/31)	39 vs. Texas A&M (12/9)
.568 (25-44) vs. Texas Tech (3/6)	.298 (17-57) at TCU (1/10)	FG Percentage	.564 (22-39) vs. Texas A&M (12/9)	.210 (13-62) vs. MSU (11/14)
14 at Iowa State (2/25)	1 at TCU (1/10)	3-Point Field Goals	10 vs. ISU (1/14); vs. TTU (3/6)	1 vs. Kansas State (2/21)
26 at Iowa State (2/25)	12, three times	3-Point FG Attempts	26 vs. SFA (11/24); vs. Texas (1/31)	11 at KSU (1/17); vs. TCU (2/4)
.556 (10-18) at Vanderbilt (12/4)	.083 (1-12) at TCU (1/10)	3-Point FG Percentage	.526 (10-19) vs. ISU (1/14); vs. TTU (3/6)	.063 (1-17) vs. Kansas State (2/21)
31 at TCU (1/10)	5 vs. Iowa State (1/14)	Free Throws Made	24 at Kansas (2/14)	1 vs. Texas (1/31)
46 at TCU (1/10)	7 vs. Iowa State (1/14)	Free Throw Attempts	29 at Kansas (2/14)	3 vs. Texas (1/31)
1.000 (8-8) vs. Oklahoma (1/24)	.412 (7-17) vs. Kansas State (2/21)	Free Throw Percentage	.900 (18-20) at Iowa State (2/25)	.286 (2-7) vs. PVAMU (11/21)
23 vs. Norfolk State (12/30)	7 vs. Texas Tech (3/6)	Offensive Rebounds	20 vs. West Virginia (2/28)	1 vs. Texas A&M (12/9)
41 vs. McNeese State (11/14)	17 at Kansas State (1/17)	Defensive Rebounds	28 at Oklahoma (1/3); vs. Kansas (3/13)	14 vs. Texas Tech (3/6)
60 vs. Huston-Tillotson (1/21)	25 vs. Texas Tech (3/6)	Total Rebounds	41 at TCU (1/10)	18 vs. Texas A&M (12/9)
28 vs. Norfolk State (12/30)	5 at TCU (1/10)	Assists	22 vs. SU (12/22); vs. TTU (3/6)	8 vs. MSU (11/14); vs. Memphis (11/27)
19 at WVU (2/7)	8 vs. Memphis (11/27); vs. WVU (2/28)	Turnovers	19 vs. NMSU (12/17)	5 vs. Illinois (11/28)
8, three times	1, five times	Blocked Shots	11 at Texas (3/2)	1, three times
14 vs. Kansas State (2/21)	2 vs. Huston-Tillotson (1/21)	Steals	11 at WVU (2/7)	2 at Texas (3/2)
24 at TCU (1/10)	10 vs. Oklahoma (1/24); vs. Texas (1/31)	Fouls	29 at TCU (1/10)	11 vs. Oklahoma (1/24)



SCOTT DREW ERA SUPERLATIVES

TEAM GAME HIGHS/LOWS, BAYLOR

POINTS	High	116	at Texas A&M (1/23/08)
	Low	41	at Oklahoma (3/6/04)
POINTS (HALF)	High	62 (1st)	Jackson State (12/31/08)
	Low	15 (2nd)	at Nebraska (2/4/06)
		15 (1st)	Stephen F. Austin (11/25/03)
FG MADE	High	44	vs. Jackson State (12/31/08)
	Low	13	at Oklahoma (2/11/06)
		13	at Kansas (1/14/13)
FG ATTEMPTS	High	97	at Texas A&M (1/23/08)
	Low	32	at Oklahoma (3/6/04)
FG PERCENTAGE	High	.645 (40-62)	Lehigh (11/9/12)
	Low	.232 (13-56)	at Kansas (1/14/13)
3PT FG MADE	High	16	at Texas A&M (1/28/06)
		16	vs. Long Beach State (3/20/13)
		16	at TCU (2/12/14)
	Low	1	at TCU (1/10/15)
3PT FG ATTEMPTS	High	34	at Texas A&M (1/23/08)
	Low	8	Northern Illinois (12/22/03)
3PT FG PERCENTAGE	High	.696 (16-23)	vs. Long Beach State (3/20/13)
	Low	.083 (1-12)	at TCU (1/10/15)
FT MADE	High	39	at Texas A&M (1/23/08)
		2	at Iowa State (1/15/11)
		2	Iowa State (2/1/05)
	Low	2	SMU (12/3/03)
		2	at BYU-Hawai'i (12/19/03)
		2	at Texas A&M (1/23/08)
FT ATTEMPTS	High	48	vs. Nebraska (3/21/14)
	Low	3	Iowa State (2/1/05)
FT PERCENTAGE	High	1.000 (5-5)	Washington State (11/30/07)
		1.000 (21-21)	TCU (1/11/14)
		1.000 (8-8)	Oklahoma (1/24/15)
	Low	.250 (2-8)	at Iowa State (1/15/11)
REBOUNDS	High	70	at Texas A&M (1/23/08)
	Low	17	Texas (1/9/05)
ASSISTS	High	17	Oklahoma (2/26/05)
		31	vs. Long Beach State (3/20/13)
		4	at Oklahoma (2/11/06)
	Low	4	at Oklahoma (2/11/06)
STEALS	High	17	Southern (11/22/08)
		17	Paul Quinn (11/15/08)
		17	Florida A&M (12/31/07)
		17	Prairie View A&M (12/29/07)
	Low	1	8 times last at West Virginia (2/22/14)
BLOCKED SHOTS	High	15	Morgan State (1/6/10)
	Low	0	18 times last at Oklahoma State (2/1/14)
TURNOVERS	High	26	Jackson State (11/18/10)
		26	Jackson State (11/11/07)
	Low	4	at West Virginia (2/22/14)
FOULS	High	38	at Texas A&M (1/23/08)
	Low	6	Florida A&M (12/31/07)
OVERALL WIN STREAK		17	Nov. 11, 2011-Jan. 14, 2012
HOME WIN STREAK		15	Feb. 3, 2010-Jan. 11, 2011
BIG 12 WIN STREAK		5	March 3, 2007-Jan. 23, 2008
OVERALL LOSING STREAK		20	Jan. 22, 2005-Jan. 28, 2006
BIG 12 LOSING STREAK		19	Jan. 22, 2005-Jan. 28, 2006

TEAM GAME HIGHS/LOWS, OPPONENT

POINTS	High	110	at Texas A&M (1/23/08)
	Low	38	Hardin-Simmons (1/19/13)
POINTS (HALF)	High	64 (2nd)	at Kansas (2/9/08)
	Low	15 (1st)	Texas Tech (2/27/12)
		15 (2nd)	vs. Memphis (11/27/14)
FG MADE	High	39	Oklahoma (2/26/05)
	Low	13	McNeese State (11/14/15)
FG ATTEMPTS	High	94	at Texas A&M (1/23/08)
	Low	39	Texas A&M (12/9/14)
FG PERCENTAGE	High	.661 (39-59)	Oklahoma (2/26/05)
	Low	.210 (13-62)	McNeese State (11/14/15)
3PT FG MADE	High	16	Kansas (1/25/05)
	Low	0	Oklahoma (2/25/12) at Kansas (2/9/08)
3PT FG ATTEMPTS	High	35	vs. Oklahoma (3/13/14)
	Low	5	Lamar (12/12/12)
3PT FG PERCENTAGE	High	.727 (8-11)	Texas Tech (2/9/05)
	Low	.000 (0-12)	Oklahoma (2/25/12) at Kansas (2/9/08)
FT MADE	High	39	at Oklahoma (2/23/13)
		1	Hardin-Simmons (11/22/09)
	Low	1	Hardin-Simmons (1/19/13)
		1	Iowa State (3/4/14)
FT ATTEMPTS	High	59	at Texas A&M (1/23/08)
	Low	1	Hardin-Simmons (11/22/09)
FT PERCENTAGE	High	.947 (18-19)	at South Carolina (12/19/07)
		.222 (2-9)	Arizona State (12/2/10)
	Low	.222 (4-18)	vs. Colorado (11/16/12)
REBOUNDS	High	64	at Texas A&M (1/23/08)
	Low	15	Jackson State (11/18/10)
ASSISTS	High	28	Oklahoma (2/26/05)
	Low	4	UMass (1/23/10)
STEALS	High	15	La Salle (11/16/10)
		0	Texas (2/19/05)
	Low	0	vs. Kentucky (12/6/13)
BLOCKED SHOTS	High	13	at Kansas (1/14/13)
	Low	0	31 times last vs. Creighton (3/23/14)
TURNOVERS	High	28	Southern (11/22/08)
		28	Md.-Eastern Shore (12/22/04)
	Low	3	at Nebraska (2/10/10)
FOULS	High	34	Grambling State (11/12/10)
		9	Lamar (12/12/12)
	Low	9	Brown (1/8/08)
		9	at Oklahoma (3/6/04) Texas Tech (1/17/04)

LAST TIME

BAYLOR

THE LAST TIME A BAYLOR TEAM...

Scored 100 Points	104 vs. Hardin-Simmons (12/1/13)
Scored 90 Points	92 vs. Norfolk State (12/30/14)
Scored Fewer than 50 Points	44 at Kansas (1/14/13)
Won by 30 Points	41 vs. Norfolk State (12/30/14)
Shot 65 pct from floor	65.2 (45-69) vs. Prairie View A&M (12/5/95)
Shot 60 pct from floor	63.8 (30-47) vs. Creighton (3/23/14) ³
Shot less than 30 pct from floor	29.8 (17-57) at TCU (1/10/15)
Shot 60 pct from 3FG	61.1 (11-18) vs. Creighton (3/23/14) ³
Shot less than 20 pct from 3FG	.083 (1-12) at TCU (1/10/15)
Made 15 3-point field goals	16 at TCU (2/12/14)
Shot 85 pct from FT line	100.0 (8-8) vs. Oklahoma (1/24/15)
Shot less than 50 pct from FT line	41.2 (7-17) vs. Kansas State (2/21/15)
Had 50 Rebounds	60 vs. Huston-Tillotson (1/21/15)
Had 20 Offensive Rebounds	21 at Texas (3/2/15)
Had 25 Assists	28 vs. Norfolk State (12/30/14)
Had 20 Assists	24 vs. Kansas State (2/21/15)
Had 20 Turnovers	20 vs. Syracuse (1/12/13)
Had fewer than 5 Turnovers	4 at West Virginia (2/22/14)
Had 12 Steals	13 vs. Kansas (3/13/15) ¹
Had 10 Blocked Shots	10 vs. Texas (3/14/14) ¹
Had two 25-point scorers	Pierre Jackson (28), Cory Jefferson (25) vs. Kansas (3/9/13)
Had seven double-figure scorers	vs. Long Beach State (3/20/13) ²
Had six double-figure scorers	vs. Hardin-Simmons (12/1/13)
Had five double-figure scorers	at Iowa State (2/25/15)
Had no players score in double figures	vs. Texas A&M (3/5/08)
Had two double-figure rebounders	Rico Gathers (18), Taurean Prince (10) at TCU (1/10/15)
Scored 50-plus points in first half	51 vs. TCU (1/11/14)
Scored 50-plus points in second half	60 vs. Norfolk State (12/30/14)
Scored 20 points or fewer in 1st half	18 vs. Kansas (3/13/15) ¹
Scored 20 points or fewer in 2nd half	20 at Texas Tech (2/17/15)
Failed to make a 3FG	vs. Texas Tech, 0-8 (2/20/90)
Won an OT game	66-59 at TCU (1/10/15)
Lost an OT game	59-61 at Texas (3/2/15)
Won a 2OT game	87-73 vs. Kansas State (2/15/14)
Lost a 2OT game	84-91 to Colorado (3/13/08) ¹
Won a 3OT game	never
Lost a 3OT game	93-97 at SMU (1/9/88)
Won a 4OT game	96-95 vs. North Texas (12/17/88)
Lost a 4OT game	never
Won a 5OT game	116-110 at Texas A&M (1/23/08)
Lost a 5OT game	never

THE LAST TIME A BAYLOR INDIVIDUAL...

Recorded a Triple-Double (Pts/Reb/Ast)	Kenny Chery (20/10/12 ast) vs. Kansas State (2/15/14)
Recorded a Triple-Double (Pts/Reb/Blk)	Ekpe Udoh (18/17/10) vs. Morgan State (1/6/10)
Scored 30 Points	Pierre Jackson (31) vs. Oklahoma State (3/14/13) ¹
Scored 30 Points in a Big 12 game	Pierre Jackson (30) vs. Iowa State (2/20/13)
Scored 20 Points in a 1st half	Brady Heslip (20) vs. Long Beach State (3/20/13) ²
Scored 20 Points in a 2nd half	Taurean Prince (20) vs. Texas Tech (3/6/15)
Had 20 Rebounds	Rico Gathers (28) vs. Huston-Tillotson (1/21/15)
Had 15 Rebounds	Rico Gathers (16) vs. Oklahoma State (2/9/15)
Had 10 Assists	Kenny Chery (12) vs. Kansas State (2/15/14)
Had 6 Steals	Rico Gathers (7) vs. New Mexico State (12/17/14)
Had 6 Blocked Shots	Johnathan Motley (6) vs. Southern (12/22/14)
Had 7 Blocked Shots	Isaiah Austin (7) vs. Texas (3/14/14) ¹

OPPONENT

THE LAST TIME A BAYLOR OPPONENT...

Scored 100 Points	100 by Kansas (2/9/08)
Scored 90 Points	90 by Oklahoma (2/23/13)
Scored Fewer than 50 Points	42 by Kansas State (2/21/15)
Scored Fewer than 40 Points	39 by McNeese State (11/14/14)
Won by 30 Points	40 by Oklahoma (1/20/07)
Shot 65 pct from floor	66.1 (39-59) by Oklahoma (2/26/05)
Shot 60 pct from floor	63.4 (26-41) by Texas A&M (3/5/05)
Shot less than 25 pct from floor	21.0 (13-63) by McNeese State (11/14/14)
Shot 55 pct from 3FG	60.0 (6-10) by Kansas (2/4/14)
Shot less than 20 pct from 3FG	6.3 (1-17) by Kansas State (2/21/15)
Made 15 3-point field goals	16 by Kansas (1/25/05)
Shot 85 pct from FT line	90.0 (18-20) at Iowa State (2/25/15)
Shot less than 50 pct from FT line	42.1 (8-19) by Texas Tech (3/6/15)
Had 50 Rebounds	62 by Wake Forest (11/30/08)
Had fewer than 20 Rebounds	18 by Texas A&M (12/9/14)
Had 20 Offensive Rebounds	20 by West Virginia (2/28/15)
Had 20 Assists	22 by Texas Tech (3/6/15)
Had 20 Turnovers	20 by Hardin-Simmons (1/19/13)
Had fewer than 5 Turnovers	4 by West Virginia (2/22/14)
Had 10 Steals	10 at Texas Tech (2/17/15)
Had 10 Blocked Shots	11 at Texas (3/2/15)
Had no Blocked Shots	by Creighton (3/23/14) ³
Had two 20-point scorers	TaShawn Thomas (24), Buddy Hield (20) at Oklahoma (1/3/15)
Had three 20-point scorers	Bryce Cotton (23), Vincent Council (21), Kadeem Batts (20) of Providence (3/27/13) ²
Had five double-figure scorers	by Texas Tech (1/15/14)
Had two double-figure rebounders	Thomas Robinson (14), Jeff Withey (10) of Kansas (1/16/12)
Scored 50-plus points in 1st half	58 by Oklahoma (1/24/09)
Scored 50-plus points in 2nd half	56 by Gonzaga (12/28/12)
Scored 20 points or fewer in 1st half	18 by Kansas (1/7/15)
Scored 20 points or fewer in 2nd half	15 by Memphis (11/27/14)
Failed to make 3FG	by Oklahoma, 0-12 (2/25/12)

THE LAST TIME AN OPPONENT INDIVIDUAL...

Scored 30 Points	Eron Harris (32) of West Virginia (2/22/14)
Had 20 Rebounds	Jamahl Mosley (20) of Colorado (3/8/01) ¹
Had 15 Rebounds	Devin Williams (15) of West Virginia (2/7/15)
Had 10 Assists	Isaiah Taylor (10) of Texas (1/31/15)
Had 5 Steals	DeAndre Kane (5) of Iowa State (1/7/14)
Had 6 Blocked Shots	Myles Turner (6) of Texas (3/2/15)

1 – Big 12 Championship

2 – National Invitation Tournament

3 – NCAA Division I Men's Basketball Championship



NCAA TOURNAMENT RECORDS

BAYLOR INDIVIDUAL

GAME

Minutes: 39, three times — Darryl Middleton vs. Memphis, 3/17/88;
 Brady Heslip vs. South Dakota State, 3/15/12;
 Brady Heslip vs. Colorado, 3/17/12

Points: 27, twice — Curtis Jerrells vs. Purdue, 3/20/08;
 Brady Heslip vs. Colorado, 3/17/12

Field Goals Made: 10 — Darryl Middleton vs. Memphis, 3/17/88
Field Goals Attempted: 19 — Pierre Jackson vs. Kentucky, 3/25/12
Field Goal Percentage (minimum 5 made):
 87.5 — Perry Jones III vs. Xavier, 3/23/12 [7-of-8]

3-Point Field Goals Made: 9 — Brady Heslip vs. Colorado, 3/17/12
3-Point Field Goals Attempted: 12 — Brady Heslip vs. Colorado, 3/17/12 [9 made]
3-Point Field Goal Percentage (minimum 4 made):
 80.0 — Kenny Chery vs. Creighton, 3/23/14 [4-of-5]

Free Throws Made: 10 — Brady Heslip vs. Nebraska, 3/21/14 [10 attempts]
Free Throws Attempted: 10 — Brady Heslip vs. Nebraska, 3/21/14 [10 made]
Free Throw Percentage (minimum 8 attempts):
 100.0 — Brady Heslip vs. Nebraska, 3/21/14 [10-of-10]
 100.0 — Curtis Jerrells vs. Purdue, 3/20/08 [9-of-9]
 100.0 — Quincy Acy vs. Kentucky, 3/25/12 [8-of-8]

Rebounds: 15 — Quincy Acy vs. Xavier, 3/23/11
Offensive Rebounds: 7 — Ekpe Udoh vs. Duke, 3/28/10
Defensive Rebounds: 13 — Quincy Acy vs. Xavier, 3/23/11
Assists: 10, twice — Pierre Jackson vs. Colorado, 3/17/12;
 Pierre Jackson vs. Xavier, 3/23/12

Blocked Shots: 5 — Ekpe Udoh vs. Duke, 3/28/10
Steals: 5 — Pierre Jackson vs. Colorado, 3/17/12
Turnovers: 6 — LaceDarius Dunn vs. Old Dominion, 3/20/10

CAREER

Games Played: 8, three times — Quincy Acy, 2008-12;
 Anthony Jones, 2008-12;
 A.J. Walton, 2009-13

Games Started: 7 — Brady Heslip, 2011-14

Minutes: 222 — Quincy Acy, 2008-12 [eight games]

Minutes Per Game (minimum 2 games played):
 35.5 — Tweety Carter, 2006-10 [142 minutes in four games]

Points: 99 — LaceDarius Dunn, 2007-11 [five games]

Points Per Game (minimum 2 games played):
 19.8 — LaceDarius Dunn, 2007-11 [99 points in five games]

Field Goals Made: 34, twice — LaceDarius Dunn, 2007-11;
 Quincy Acy, 2008-12

Field Goals Attempted: 67 — LaceDarius Dunn, 2007-11

Field Goal Percentage (minimum 5 made/game):
 50.7 — LaceDarius Dunn, 2007-11 [34-of-67]

3-Point Field Goals Made: 22 — Brady Heslip, 2011-14 [44 attempts]
3-Point Field Goals Attempted: 44 — Brady Heslip, 2011-14 [22 attempts]
3-Point Field Goal Percentage (minimum 2 made/game):
 50.0 — Brady Heslip, 2011-14 [22-of-44]

Free Throws Made: 23 — Quincy Acy, 2008-12 [25 attempts]
Free Throws Attempted: 25 — Quincy Acy, 2008-12 [23 made]
Free Throw Percentage (minimum 2.5 made/game):
 92.0 — Quincy Acy, 2008-12 [23-of-25]

Rebounds: 59 — Quincy Acy, 2008-12
Rebounds Per Game: 9.5 — Ekpe Udoh, 2009-10 [38 rebounds in four games]

Assists: 27 — Pierre Jackson, 2011-13
Assists Per Game (minimum 2 games played):
 6.8 — Pierre Jackson, 2011-13 [27 assists in four games]

Blocked Shots: 9 — Ekpe Udoh, 2009-10
Blocked Shots Per Game (minimum 2 games played):
 2.3 — Ekpe Udoh, 2009-10 [9 blocks in four games]

Steals: 11 — Pierre Jackson, 2011-13
Steals Per Game (min. 2 games played):
 2.8 — Pierre Jackson, 2011-13 [11 steals in four games]

Turnovers: 13 — Pierre Jackson, 2011-13
Personal Fouls: 24 — Quincy Acy, 2008-12
Foul Outs: 2 — Josh Lomers, 2006-10

BAYLOR TEAM

GAME

Points: 85 — vs. Creighton, 3/23/14
Field Goals Made: 30 — vs. Creighton, 3/23/14
Field Goals Attempted: 69 — vs. Purdue, 3/20/08
Field Goal Pct: 63.8 — vs. Creighton, 3/23/14 [30-of-47]
3-Point Field Goals Made: 11, twice — vs. Colorado, 3/17/12 [20 attempted];
 vs. Creighton, 3/23/14 [18 attempted]
3-Point Field Goals Attempted: 28 — vs. Purdue, 3/20/08 [8 made]
3-Point Field Goal Percentage (minimum 10 made):
 61.1 — vs. Creighton, 3/23/14 [11-of-18]

Free Throws Made: 38 — vs. Nebraska [48 attempted]
Free Throws Attempted: 48 — vs. Nebraska [38 made]
Free Throw Percentage (minimum 10 made): 85.7 — vs. Xavier, 3/23/12 [12-of-14]

Rebounds: 47 — vs. Sam Houston State, 3/18/10
Offensive Rebounds: 17, twice — vs. Duke, 3/28/10; vs. Colorado, 3/17/12
Defensive Rebounds: 39 — vs. Sam Houston State, 3/18/10

Assists: 21 — vs. Xavier, 3/23/12
Blocked Shots: 8 — vs. Duke, 3/28/10
Steals: 9, three times — vs. Memphis, 3/17/88; vs. Purdue, 3/20/08; vs. Colorado, 3/17/12
Turnovers: 23 — vs. Memphis, 3/17/88
Personal Fouls: 32 — vs. Kentucky, 3/25/12

NOTE: NCAA Tournament Modern Era only. Baylor has played 13 NCAA Tournament games in the Modern Era — 1988 (one), 2008 (one), 2010 (four), 2012 (four) and 2014 (three).



POSTSEASON INDIVIDUAL HIGHS

NCAA TOURNAMENT (MODERN NCAA TOURNAMENT ERA ONLY)

BAYLOR INDIVIDUAL

POINTS

- 27 Brady Heslip vs. Colorado, 3/17/12
- 27 Curtis Jerrells vs. Purdue, 3/20/08
- 26 LaceDarius Dunn vs. ODU, 3/20/10
- 23 LaceDarius Dunn vs. SMC, 3/26/10
- 22 Quincy Acy vs. Kentucky, 3/25/12
- 22 LaceDarius Dunn vs. Duke, 3/28/10
- 22 Darryl Middleton vs. Memphis, 3/17/88

FIELD GOALS MADE

- 10 Darryl Middleton vs. Memphis, 3/17/88
- 9 Pierre Jackson vs. Kentucky, 3/25/12
- 9 Brady Heslip vs. Colorado, 3/17/12
- 9 LaceDarius Dunn vs. ODU, 3/20/10
- 9 Ekpe Udoh vs. Sam Houston State, 3/18/10

3-POINT FIELD GOALS MADE

- 9 Brady Heslip vs. Colorado, 3/17/12
- 5 Brady Heslip vs. Creighton, 3/23/14
- 5 Brady Heslip vs. South Dakota St., 3/15/12
- 4 **Kenny Chery vs. Creighton, 3/23/14**
- 4 LaceDarius Dunn vs. Saint Mary's, 3/26/10
- 4 LaceDarius Dunn vs. Old Dominion, 3/20/10
- 4 Curtis Jerrells vs. Purdue, 3/20/08

FREE THROWS MADE

- 10 Brady Heslip vs. Nebraska, 3/21/14
- 9 Curtis Jerrells vs. Purdue, 3/20/08
- 8 Isaiah Austin vs. Nebraska, 3/21/14
- 8 Quincy Acy vs. Kentucky, 3/25/12
- 7 **Kenny Chery vs. Wisconsin, 3/27/14**

REBOUNDS

- 15 Quincy Acy vs. Xavier, 3/23/12
- 13 Ekpe Udoh vs. Sam Houston State, 3/18/10
- 11 Perry Jones III vs. South Dakota State, 3/15/12
- 11 Ekpe Udoh vs. Saint Mary's, 3/26/10
- 10 Royce O'Neale vs. Creighton, 3/23/14
- 10 Quincy Acy vs. Colorado, 3/17/12
- 10 Ekpe Udoh vs. Duke, 3/28/10

ASSISTS

- 10 Pierre Jackson vs. Xavier, 3/23/12
- 10 Pierre Jackson vs. Colorado, 3/17/12
- 8 **Royce O'Neale vs. Creighton, 3/23/14**
- 8 Tweety Carter vs. Old Dominion, 3/20/10
- 8 Curtis Jerrells vs. Purdue, 3/20/08

BLOCKED SHOTS

- 5 Ekpe Udoh vs. Duke, 3/28/10
- 3 Josh Lomers vs. Old Dominion, 3/20/10
- 2 Isaiah Austin vs. Wisconsin, 3/27/14
- 2 Isaiah Austin vs. Creighton, 3/23/14
- 2 Quincy Acy vs. Kentucky, 3/25/12
- 2 Quincy Miller vs. Kentucky, 3/25/12
- 2 Quincy Miller vs. Colorado, 3/17/12
- 2 Ekpe Udoh vs. Old Dominion, 3/20/10
- 2 Ekpe Udoh vs. Sam Houston State, 3/18/10

STEALS

- 5 Pierre Jackson vs. Colorado, 3/17/12
- 4 Josh Lomers vs. Old Dominion, 3/20/10
- 2 20 times

OPPONENT INDIVIDUAL

POINTS

- 29 Nolan Smith, Duke, 3/28/10
- 23 Gilberto Clavell, Sam Houston State, 3/18/10
- 22 Tu Holloway, Xavier, 3/23/12
- 22 Rodney Douglas, Memphis, 3/17/88
- 20 Jon Scheyer, Duke, 3/28/10
- 20 Dwight Boyd, Memphis, 3/17/88

FIELD GOALS MADE

- 10 Gilberto Clavell, Sam Houston State, 3/18/10
- 10 Rodney Douglas, Memphis, 3/17/88
- 9 Nolan Smith, Duke, 3/28/10
- 8 Frank Kaminsky, Wisconsin, 3/27/14
- 7 seven players

3-POINT FIELD GOALS MADE

- 5 Chad White, South Dakota State, 3/15/12
- 5 Jon Scheyer, Duke, 3/28/10
- 4 Nolan Smith, Duke, 3/28/10
- 3 five players

FREE THROWS MADE

- 9 Tu Holloway, Xavier, 3/23/12
- 8 Terran Petteway, Nebraska, 3/21/14
- 7 Doron Lamb, Kentucky, 3/25/12
- 7 Nolan Smith, Duke, 3/28/10
- 7 Gerald Lee, Old Dominion, 3/20/10

REBOUNDS

- 12 Josten Crow, Sam Houston State, 3/18/10
- 11 Anthony Davis, Kentucky, 3/25/12
- 9 Terrence Jones, Kentucky, 3/25/12
- 9 Lance Thomas, Duke, 3/28/10
- 9 Omar Samhan, Saint Mary's, 3/26/10
- 9 Brian Zoubek, Duke, 3/28/10

ASSISTS

- 8 Corey Allmond, Sam Houston State, 3/18/10
- 7 Matthew Dellavedova, Saint Mary's, 3/26/10
- 7 Kent Bazemore, Old Dominion, 3/20/10
- 6 Terrence Jones, Kentucky, 3/25/12
- 6 Ashton Mitchell, Sam Houston State, 3/18/10

BLOCKED SHOTS

- 6 Frank Kaminsky, Wisconsin, 3/27/14
- 6 Anthony Jones, Kentucky, 3/25/12
- 3 Terrence Jones, Kentucky, 3/25/12
- 2 five players

STEALS

- 5 Josten Crow, Sam Houston State, 3/18/10
- 4 Andre Roberson, Colorado, 3/17/12
- 3 Nate Walters, South Dakota State, 3/15/12
- 3 Frank Hassell, Old Dominion, 3/20/10
- 3 Ben Finney, Old Dominion, 3/20/10
- 3 Keaton Grant, Purdue, 3/20/08
- 3 Chris Kramer, Purdue, 3/20/08

NIT

BAYLOR INDIVIDUAL

POINTS

- 26 Brady Heslip vs. Long Beach State, 3/20/13
- 26 Pierre Jackson vs. Arizona State, 3/22/13
- 26 Cory Jefferson vs. Providence, 3/27/13
- 25 Curtis Jerrells vs. San Diego State, 3/31/09
- 24 Pierre Jackson vs. BYU, 4/2/13
- 23 LaceDarius Dunn vs. SDSU, 3/31/09
- 23 Cory Jefferson vs. Iowa, 4/4/13
- 22 Julius Denton at Mississippi State, 3/15/90
- 22 Terry Black at New Mexico, 3/14/01
- 21 Cory Jefferson vs. Arizona State, 3/22/13
- 21 Cory Jefferson vs. BYU, 4/2/13
- 20 LaceDarius Dunn vs. Georgetown, 3/18/09
- 20 Kevin Rogers vs. Georgetown, 3/18/09
- 20 Pierre Jackson vs. Providence, 3/27/13

REBOUNDS

- 12 Kevin Rogers at Auburn, 3/24/09
- 10 **Rico Gathers vs. Providence, 3/27/13**
- 10 Isaiah Austin vs. BYU, 4/2/13
- 9 LaceDarius Dunn at Virginia Tech, 3/21/09
- 9 LaceDarius Dunn at Auburn, 3/24/09
- 9 **Rico Gathers vs. Long Beach State, 3/20/13**
- 9 Isaiah Austin vs. Iowa, 4/4/13

ASSISTS

- 16 Pierre Jackson vs. Arizona State, 3/22/13
- 13 Pierre Jackson vs. Providence, 3/27/13
- 10 Pierre Jackson vs. BYU, 4/2/13
- 10 Pierre Jackson vs. Iowa, 4/4/13
- 9 Tweety Carter vs. Georgetown, 3/18/09
- 9 A.J. Walton vs. Long Beach State, 3/20/13

BLOCKED SHOTS

- 5 Isaiah Austin vs. Iowa, 4/4/13
- 3 Curtis Jerrells vs. Georgetown, 3/18/09
- 3 Isaiah Austin vs. Arizona State, 3/20/13
- 3 Cory Jefferson vs. Arizona State, 3/20/13
- 2 eight times

OPPONENT INDIVIDUAL

POINTS

- 28 Cameron Burns, Mississippi State, 3/15/90
- 27 Ruben Douglas, New Mexico, 3/14/01
- 25 Tyler Haws, BYU, 4/2/13
- 23 Tony Watts, Mississippi State, 3/15/90
- 23 Carrick Felix, Arizona State, 3/20/13
- 23 Bryce Cotton, Providence, 3/27/13

REBOUNDS

- 13 Korvortney Barber, Auburn, 3/24/09
- 11 Todd Merritt, Mississippi State, 3/15/90
- 11 Nate Austin, BYU, 4/2/13
- 10 Wayland White, New Mexico, 3/14/01
- 9 Curtis Kidd, UALR, 3/12/87

ASSISTS

- 8 Corey Allmond, Sam Houston State, 3/18/10
- 7 Kent Bazemore, Old Dominion, 3/20/10
- 7 Matthew Dellavedova, Saint Mary's, 3/26/10
- 6 Ashton Mitchell, Sam Houston State, 3/18/10
- 6 Kris Dunn, Providence, 3/27/13

BLOCKED SHOTS

- 3 Cameron Burns, Mississippi State, 3/15/90
- 3 Carrick Felix, Arizona State, 3/22/13
- 2 Several times

Note: Active players in bold



POSTSEASON TEAM HIGHS

NCAA TOURNAMENT (MODERN NCAA TOURNAMENT ERA ONLY)

POINTS

1. 85	vs. Creighton	3/23/14
2. 80	vs. Colorado	3/17/12
3. 79	vs. Purdue	3/20/08
4. 76	vs. Old Dominion	3/20/10
5. 75	vs. Xavier	3/23/12

FIELD GOALS MADE

1. 30	vs. Creighton	3/23/14
2. 29	vs. Xavier	3/23/12
3. 28	vs. Colorado	3/17/12
28	vs. Saint Mary's	3/26/10
28	vs. Old Dominion	3/20/10
28	vs. Purdue	3/20/08

FIELD GOALS ATTEMPTED

1. 69	vs. Purdue	3/20/08
2. 64	vs. Kentucky	3/25/12
64	vs. Colorado	3/17/12
4. 61	vs. Saint Mary's	3/26/10
5. 59	vs. Wisconsin	3/27/14
59	vs. Duke	3/28/10
59	vs. Sam Houston St.	3/18/10

FIELD GOAL PERCENTAGE

1. 63.8	vs. Creighton	3/23/14
2. 51.9	vs. Old Dominion	3/20/10
3. 51.1	vs. Memphis	3/17/88
4. 50.9	vs. Xavier	3/23/12
5. 45.9	vs. Saint Mary's	3/26/10

3-POINT FIELD GOALS MADE

1. 11	vs. Creighton	3/23/14
11	vs. Colorado	3/17/12
3. 8	vs. South Dakota St.	3/15/12
8	vs. Saint Mary's	3/26/10
8	vs. Old Dominion	3/20/10
8	vs. Purdue	3/20/08

3-POINT FIELD GOALS ATTEMPTED

1. 28	vs. Purdue	3/20/08
2. 20	vs. Colorado	3/17/12
20	vs. South Dakota St.	3/15/12
20	vs. Old Dominion	3/20/10
20	vs. Sam Houston St.	3/18/10

3FG PERCENTAGE (min. 10 attempts)

1. 61.1	vs. Creighton	3/23/14
2. 55.0	vs. Colorado	3/17/12
3. 47.1	vs. Saint Mary's	3/26/10
4. 40.0	vs. South Dakota St.	3/15/12
40.0	vs. Old Dominion	3/20/10

FREE THROWS MADE

1. 38	vs. Nebraska	3/21/14
2. 16	vs. Kentucky	3/25/12
3. 15	vs. Purdue	3/20/08
4. 14	vs. Wisconsin	3/27/14
14	vs. Creighton	3/27/14
14	vs. South Dakota St.	3/15/12

FREE THROWS ATTEMPTED

1. 48	vs. Nebraska	3/21/14
2. 21	vs. Creighton	3/23/14
3. 20	vs. South Dakota St.	3/15/12
20	vs. Purdue	3/20/08
5. 19	vs. Kentucky	3/25/12
19	vs. Duke	3/28/10

FT PERCENTAGE (min. 10 attempts)

1. 85.7	vs. Xavier	3/23/12
2. 84.2	vs. Kentucky	3/25/12
3. 80.0	vs. Saint Mary's	3/26/10
4. 79.2	vs. Nebraska	3/21/14
5. 77.8	vs. Wisconsin	3/27/14

REBOUNDS

1. 47	vs. Sam Houston St.	3/18/10
2. 41	vs. Colorado	3/17/12
41	vs. Saint Mary's	3/26/10
4. 37	vs. Nebraska	3/21/14
37	vs. Purdue	3/20/08
37	vs. Duke	3/28/10

ASSISTS

1. 21	vs. Xavier	3/23/12
2. 19	vs. Creighton	3/23/14
3. 18	vs. Sam Houston St.	3/18/10
4. 15	vs. Kentucky	3/25/12
15	vs. Colorado	3/17/12
15	vs. Old Dominion	3/20/10

TURNOVERS

1. 23	vs. Memphis	3/17/88
2. 14	vs. Kentucky	3/25/12
14	vs. Sam Houston St.	3/18/10
4. 13	vs. Xavier	3/23/12
13	vs. Old Dominion	3/20/10

BLOCKED SHOTS

1. 8	vs. Duke	3/28/10
2. 6	vs. Old Dominion	3/20/10
3. 5	vs. Kentucky	3/25/12
4. 4	vs. Colorado	3/17/12
5. 3	vs. Wisconsin	3/27/14
3	vs. Creighton	3/23/14
3	vs. Xavier	3/23/12

STEALS

1. 9	vs. Colorado	3/17/12
9	vs. Purdue	3/20/08
3. 8	vs. Duke	3/28/10
8	vs. Saint Mary's	3/26/10
8	vs. Old Dominion	3/20/10
8	vs. Sam Houston St.	3/18/10

PERSONAL FOULS

1. 32	vs. Kentucky	3/25/12
2. 21	vs. Duke	3/28/10
3. 20	vs. Memphis	3/17/88
4. 19	vs. Old Dominion	3/20/10
5. 18	vs. Sam Houston St.	3/18/10

NIT

POINTS

1. 112	vs. Long Beach State	3/20/13
2. 89	vs. Arizona State	3/22/13
3. 84	at Virginia Tech	3/21/09
4. 79	vs. Providence	3/27/13
5. 76	vs. San Diego State	3/31/09
76	vs. BYU	4/2/13

FIELD GOALS MADE

1. 40	vs. Long Beach State	3/20/13
2. 29	at Virginia Tech	3/21/09
29	at Mississippi State	3/15/90
29	vs. Arizona State	3/22/13
5. 28	vs. Georgetown	3/18/09
28	vs. Providence	3/27/13

FIELD GOALS ATTEMPTED

1. 68	at Mississippi State	3/15/90
2. 63	vs. Long Beach State	3/20/13
3. 60	vs. BYU	4/2/13
4. 59	vs. Arizona State	3/22/13
5. 56	vs. Penn State	4/2/09

FIELD GOAL PERCENTAGE

1. 63.5	vs. Long Beach State	3/20/13
2. 61.7	at Virginia Tech	3/21/09
3. 60.9	vs. Georgetown	3/18/09
4. 55.1	at New Mexico	3/14/01
5. 54.2	vs. Iowa	4/4/13

3-POINT FIELD GOALS MADE

1. 16	vs. Long Beach State	3/20/13
2. 11	vs. San Diego State	3/31/09
3. 10	vs. Penn State	4/2/09
10	at Virginia Tech	3/21/09
5. 8	vs. Georgetown	3/18/09
8	at Mississippi State	3/15/90

3-POINT FIELD GOALS ATTEMPTED

1. 29	vs. Penn State	4/2/09
2. 23	vs. Long Beach State	3/20/13
3. 22	vs. San Diego State	3/31/09
4. 21	at Virginia Tech	3/21/09
5. 20	at Mississippi State	3/15/90
20	vs. Arizona State	3/22/13

3FG PERCENTAGE (min. 10 attempts)

1. 69.6	vs. Long Beach State	3/20/13
2. 50.0	vs. San Diego State	3/31/09
3. 47.6	at Virginia Tech	3/21/09
4. 47.1	vs. Georgetown	3/18/09
5. 40.0	at Mississippi State	3/15/90

FREE THROWS MADE

1. 25	vs. Arizona State	3/22/13
2. 20	vs. Providence	3/27/13
3. 19	vs. BYU	4/2/13
4. 18	vs. Iowa	4/4/13
5. 17	at New Mexico	3/14/01

FREE THROWS ATTEMPTED

1. 36	vs. Arizona State	3/22/13
2. 33	at New Mexico	3/14/01
3. 26	vs. Providence	3/27/13
4. 25	vs. Long Beach State	3/20/13
5. 24	vs. BYU	4/2/13

FT PERCENTAGE (min. 10 attempts)

1. 80.0	at Virginia Tech	3/21/09
2. 79.2	vs. BYU	4/2/13
3. 78.3	vs. Iowa	4/4/13
4. 76.9	vs. Providence	3/27/13
5. 76.5	at Auburn	3/24/09

REBOUNDS

1. 47	vs. Long Beach State	3/20/13
2. 39	at Auburn	3/24/09
3. 38	vs. Iowa	4/4/13
4. 36	at Mississippi State	3/15/90
5. 34	at UALR	3/12/87
34	vs. Arizona State	3/22/13

ASSISTS

1. 31	vs. Long Beach State	3/20/13
2. 22	vs. Arizona State	3/22/13
3. 20	at Virginia Tech	3/21/09
4. 19	vs. Georgetown	3/18/09
19	at New Mexico	3/14/01
19	vs. Providence	3/27/13
19	vs. Iowa	4/4/13

TURNOVERS

1. 16	at Virginia Tech	3/21/09
16	at New Mexico	3/14/01
3. 14	vs. Long Beach State	3/20/13
4. 13	vs. San Diego State	3/31/09
5. 12	vs. Penn State	4/2/09
12	at Auburn	3/24/09
12	vs. Arizona State	3/22/13

BLOCKED SHOTS

1. 7	vs. Iowa	4/4/13
2. 6	vs. Arizona State	3/22/13
3. 4	at Auburn	3/24/09
4	vs. Georgetown	3/18/09
4	vs. Long Beach State	3/20/13
4	vs. Providence	3/27/13

STEALS

1. 11	vs. Georgetown	3/18/09
2. 9	vs. San Diego State	3/31/09
9	vs. Iowa	4/4/13
4. 8	at New Mexico	3/14/01
8	vs. Arizona State	3/22/13

PERSONAL FOULS

1. 26	vs. Arizona State	3/22/13
2. 23	at Mississippi State	3/15/90
3. 20	vs. Penn State	4/2/09
4. 19	vs. BYU	4/2/13
5. 18	at New Mexico	3/14/01
18	vs. Long Beach State	3/20/13

SINGLE-SEASON RECORDS WATCH

3-POINT FIELD GOAL PERCENTAGE

SEASON LEADERS		MINIMUM 75 ATTEMPTS		
PLAYER	SEASON	3FM	3FA	PCT
1. Mark Buchanan	1986-87	55	113	.487
2. Melvin Hunt	1990-91	45	96	.468
3. Brady Heslip	2013-14	118	254	.465
4. Brady Heslip	2011-12	100	220	.455
5. Royce O'Neale	2014-15	46	106	.434
6. Diamond Mannon	1995-96	40	95	.421
7. LaceDarius Dunn	2009-10	116	277	.419
8. LaceDarius Dunn	2007-08	74	178	.416
9. Pierre Jackson	2011-12	69	169	.408
10. Aaron Bruce	2005-06	44	108	.407
Taurean Prince	2014-15	58	147	.395
Lester Medford	2014-15	46	118	.390

REBOUNDS

SEASON LEADERS		PLAYER	SEASON	G	AVG	REB	
1. Rico Gathers	2014-15			33	11.6	384	
2. Charles McKinney	1973-74			25	15.0	375	
3. William Chatmon	1970-71			26	14.2	369	
4. Jerome Lambert	1993-94			24	14.8	355	
5. Ekpe Udoh	2009-10			36	9.8	351	
6. Jerry Mallett	1956-57			24	14.4	345	
7. Jerry Mallett	1954-55			24	13.1	314	
8. Darrell Hardy	1965-66			24	13.0	312	
	Cory Jefferson			2013-14	38	8.2	312
10. William Chatmon	1969-70			24	12.6	302	

REBOUNDS PER GAME

SEASON LEADERS		PLAYER	SEASON	G	REB	AVG
1. Charles McKinney	1973-74			25	375	15.0
2. Jerome Lambert	1993-94			24	355	14.8
3. Jerry Mallett	1956-57			24	345	14.4
4. William Chatmon	1970-71			26	369	14.2
5. Jerry Mallett	1954-55			24	314	13.1
6. Darrell Hardy	1965-66			24	312	13.0
7. Rico Gathers	2014-15			33	384	11.6
8. Darrell Hardy	1966-67			24	277	11.5
9. Charles McKinney	1972-73			25	287	11.4
10. Tommy Bowman	1968-69			24	261	10.9

BLOCKS

SEASON LEADERS		PLAYER	SEASON	G	AVG	BLK	
1. Ekpe Udoh	2009-10			36	3.69	133	
2. Isaiah Austin	2013-14			38	3.13	119	
3. Brian Skinner	1997-98			28	3.50	98	
4. Brian Skinner	1996-97			30	3.23	97	
5. Brian Skinner	1995-96			27	3.04	82	
6. Cory Jefferson	2012-13			37	1.92	71	
7. Quincy Acy	2011-12			38	1.84	70	
8. Brian Skinner	1994-95			18	3.83	69	
9. Alex Holcombe	1992-93			27	1.85	50	
10. Ben Echols	1999-00			29	1.69	49	
	Cory Jefferson			2013-14	38	1.29	49
	Johnathan Motley			2014-15	33	1.39	46

DOUBLE-DOUBLES

SEASON LEADERS		PLAYER	SEASON	DD	
1. Jerome Lambert	1993-94			19	
2. Charlie McKinney	1973-74			18	
3. Rico Gathers	2014-15			17	
4. Ekpe Udoh	2009-10			16	
5. Tommy Bowman	1968-69			15	
6. William Chatmon	1970-71			14	
	Cory Jefferson			2013-14	14
8. William Chatmon	1969-70			13	
	Alex Holcombe			1992-93	13
10. Lawrence Roberts	2002-03			12	
	Kevin Rogers			2007-08	12

FRESHMAN

GAMES STARTED		PLAYER	YEAR	GS
1. Quincy Miller	2011-12			36
2. Isaiah Austin	2012-13			35
3. Johnathan Motley	2014-15			33
4. Perry Jones III	2010-11			30
5. Lawrence Roberts	2001-02			29

BLOCKED SHOTS

PLAYER	YEAR	BLK
1. Brian Skinner	1994-95	69
2. Isaiah Austin	2012-13	58
3. Johnathan Motley	2014-15	46
4. Lawrence Roberts	2001-02	39
5. Mamadou Diene	2005-06	38

JUNIOR

REBOUNDS		PLAYER	YEAR	REB
1. Rico Gathers	2014-14			384
2. Jerome Lambert	1993-94			355
3. Ekpe Udoh	2009-10			351
4. Darrell Hardy	1965-66			312
5. William Chatmon	1969-70			302

REBOUNDS BY BIG 12 PLAYERS

SEASON LEADERS		PLAYER	SEASON	REB
1. Blake Griffin-OU	2008-09			504
2. Thomas Robinson-KU	2011-12			463
3. Drew Gooden-KU	2001-02			423
4. Michael Beasley-K-STATE	2007-08			408
5. Damion James-UT	2007-08			393
6. Kevin Durant-UT	2006-07			390
7. Cole Aldrich-KU	2008-09			387
8. Rico Gathers-BU	2014-15			384
9. Nick Collison-KU	2002-03			380
10. James Thomas-UT	2002-03			363



CAREER RECORDS WATCH

3-POINT FIELD GOAL PERCENTAGE

CAREER LEADERS MINIMUM 200 ATTEMPTS

PLAYER	SEASON	3FM	3FA	PCT
1. Brady Heslip	2011-13	301	689	.437
2. LaceDarius Dunn	2007-11	388	985	.394
3. R.T. Guinn	2001-04	103	263	.392
4. Kenny Taylor	2001-03	105	269	.3903
5. Aaron Bruce	2004-08	217	556	.3902
6. Tweety Carter	2006-10	274	713	.384
7. Pierre Jackson	2011-13	157	414	.379
8. David Wesley	1989-92	123	326	.377
9. Henry Dugat	2005-09	158	431	.367
10. Willie Sublett	1990-94	144	393	.366
Taurean Prince	2012-pres	75	194	.387

FREE THROW PERCENTAGE

CAREER LEADERS MINIMUM 100 MADE

PLAYER	SEASONS	FTM	FTA	PCT
1. Kenny Chery	2013-pres	161	187	.861
2. LaceDarius Dunn	2007-11	449	537	.836
3. John Lucas III	2002-03	104	125	.832
4. Brady Heslip	2011-14	121	146	.829
5. David Wesley	1989-92	365	441	.828
6. Pat Nunley	1978-81	118	143	.825
7. Steve Bartels	1966-69	216	262	.824
8. Aaron Bruce	2004-07	178	218	.817
9. DeMarcus Minor	1999-01	255	313	.815
10. Tommy Hatfield	1964-66	135	166	.813

ASSISTS PER GAME

CAREER LEADERS MINIMUM 125 ASSISTS

PLAYER	SEASONS	GP	AST	AVG
1. Nelson Haggerty	1991-95	98	699	7.13
2. Pierre Jackson	2011-13	74	478	6.46
3. Vinnie Johnson	1977-79	51	308	6.04
4. DeMarcus Minor	1999-01	60	310	5.17
5. Kenny Chery	2013-pres	65	287	4.42
6. David Wesley	1989-92	72	316	4.39
7. John Lucas III	2001-03	58	242	4.17
8. Curtis Jerrells	2005-09	119	487	4.09
9. Micheal Williams	1985-88	115	464	4.03
10. Patrick Hunter	1997-98	55	204	3.71

BLOCKS PER GAME

CAREER LEADERS MINIMUM 30 BLOCKS

PLAYER	SEASONS	G	BLK	AVG
1. Ekpe Udoh	2009-10	36	133	3.69
2. Brian Skinner	1994-98	103	346	3.36
3. Isaiah Austin	2012-14	73	177	2.42
4. Mamadou Diene	2005-09	101	145	1.44
5. Johnathan Motley	2014-pres	33	46	1.39
6. Greg Davis	2000-02	56	72	1.29
7. Cory Jefferson	2009-14	130	166	1.28
8. Quincy Acy	2008-12	139	177	1.27
9. Ben Echols	1999-00	45	55	1.22
10. Lawrence Roberts	2001-03	56	68	1.21

REBOUNDS

CAREER LEADERS

PLAYER	SEASONS	G	AVG	REB
1. Brian Skinner	1994-98	103	8.9	915
2. Jerry Mallett	1955-57	69	12.7	877
3. Kevin Rogers	2005-09	118	7.3	865
4. Rico Gathers	2012-pres	108	7.8	837
5. Darrell Hardy	1965-67	72	11.6	836
6. Quincy Acy	2008-12	139	6.0	828
7. Terry Teagle	1979-82	110	7.3	805
8. Darryl Middleton	1985-88	109	6.7	730
9. Doug Brandt	1993-97	102	7.1	726
10. Cory Jefferson	2009-14	130	5.6	722

REBOUNDS PER GAME

CAREER LEADERS MINIMUM 40 GAMES

PLAYER	SEASONS	G	REB	AVG
1. William Chatmon	1970-71	50	671	13.4
2. Charles McKinney	1973-74	50	662	13.2
3. Jerry Mallett	1955-57	69	877	12.7
4. Darrell Hardy	1965-67	72	836	11.6
5. Tommy Bowman	1968-70	72	695	9.7
6. Lawrence Roberts	2002-03	56	518	9.3
7. Brian Skinner	1995-98	103	915	8.9
8. Winston Moore	1963-65	69	586	8.5
9. Terry Black	2000-01	60	483	8.1
10. Larry Spicer	1976-77	55	440	8.0
Rico Gathers	2012-pres	108	837	7.8

WINS

CAREER LEADERS ALL GAMES

PLAYER	SEASONS	G	W
1. A.J. Walton	2009-13	141	98
2. Quincy Acy	2008-12	139	97
3. Cory Jefferson	2009-14	130	95
4. Anthony Jones	2008-12	129	91
5. LaceDarius Dunn	2007-11	134	87
6. Josh Lomers	2006-10	129	82
7. Tweety Carter	2006-10	133	81
8. Brady Heslip	2011-14	112	79
9. Fred Ellis	2008-12	99	78
10. Rico Gathers	2012-pres	108	73
Taurean Prince	2012-pres	94	64

CAREER LEADERS BIG 12 ONLY

PLAYER	SEASONS	G	W
1. A.J. Walton	2009-13	68	39
2. Cory Jefferson	2009-13	64	37
3. Quincy Acy	2008-12	66	35
4. LaceDarius Dunn	2007-11	64	32
5. Anthony Jones	2008-12	58	31
6. Brady Heslip	2011-14	54	30
7. Rico Gathers	2012-pres	54	29
Tweety Carter	2006-10	64	29
9. Josh Lomers	2006-10	61	27
10. Curtis Jerrells	2005-09	64	22

DOUBLE-DOUBLES

CAREER LEADERS

PLAYER	SEASONS	DD
1. Brian Skinner	1995-98	34
2. William Chatmon	1970-71	27
Charlie McKinney	1973-74	27
4. Terry Teagle	1979-82	25
Kevin Rogers	2005-09	25
Cory Jefferson	2009-14	25
7. Tommy Bowman	1967-70	24
Rico Gathers	2012-pres	24
9. Lawrence Roberts	2002-03	20
10. Willie Sublett	1991-94	19
Jerome Lambert	1993-94	19

15+ REBOUND GAMES

CAREER LEADERS

PLAYER	SEASONS	15+ REB G
1. Jerome Lambert	1993-94	11
2. Rico Gathers	2012-pres	8
3. Lawrence Roberts	2001-03	6
4. Kevin Rogers	2005-09	5
Ekpe Udoh	2009-10	5
6. Brian Skinner	1994-98	4
7. Quincy Acy	2008-12	3
William Chatmon	1969-71	3
9. Nine players; most recently Isaiah Austin		2

GAMES PLAYED


CAREER LEADERS ALL GAMES

PLAYER	SEASONS	G
1. A.J. Walton	2009-13	141
2. Quincy Acy	2008-12	139
3. LaceDarius Dunn	2007-11	134
4. Tweety Carter	2006-10	131
5. Cory Jefferson	2009-14	130
6. Josh Lomers	2006-10	129
Anthony Jones	2008-12	129
8. Curtis Jerrells	2005-09	119
9. Matt Sayman	2000-04	118
Kevin Rogers	2005-09	118
Rico Gathers	2012-pres	108



2014-15 BAYLOR BEARS

PLAYERS



1 — KENNY CHERY

G • 5-11 • 180 • SR. • 1L
MONTREAL, QUEBEC (STATE FAIR [MO.] CC)

SEASON HIGHS

Points: — 25 vs. Kansas (1/7/15)
FG: — 9 vs. Texas (1/31/15)
FGA: — 16 at South Carolina (11/18/14); vs. Iowa State (1/14/15)
3FG: — 5 vs. Texas (1/31/15); at Kansas (2/14/15)
3FGA: — 10 at Kansas (2/14/15)
FT: — 7 at TCU (1/10/15)
FTA: — 11 at TCU (1/10/15)
Rebounds: — 6, three times
Assists: — 7, five times
Steals: — 4 at Oklahoma State (1/27/15)
Blocks: —
Turnovers: — 6 vs. SFA (11/24/14); at Oklahoma State (1/27/15)
Minutes Played: — 40 at TCU (1/10/15)

CAREER HIGHS

Points: — 29 at Kansas State (3/8/14)
FG: — 9 vs. Texas (1/31/15)
FGA: — 21 vs. Kansas State (2/15/14)
3FG: — 5, three times
3FGA: — 10 at Kansas (2/14/15)
FT: — 13 at Kansas State (3/8/14)
FTA: — 14 at Kansas State (3/8/14)
Rebounds: — 10 vs. Kansas State (2/15/14)
Assists: — 12 vs. Kansas State (2/15/14)
Steals: — 5 vs. Iowa State (3/15/14)
Blocks: — 2 vs. Charleston Southern (11/20/13)
Turnovers: — 6, three times
Minutes Played: — 44 vs. Kansas State (2/15/14)

MISCELLANEOUS

	SEASON	CAREER	BU W-L
Double-Figure Points:	14	36	25-11
Double-Figure Rebounds:	—	1	1-0
Double-Figure Assists:	—	2	2-0
Double-Doubles:	—	2	2-0
Triple-Doubles:	—	1	1-0
20+ Points:	5	11	6-5
5+ Assists:	10	29	23-6
Led team in Points:	5	13	7-6
Led team in Rebounds:	—	2	1-1
Led team in Assists:	15	41	29-12

CHERY NOTEBOOK

- 2015 All-Big 12, Second Team
- Big 12 Ranks: 4th minutes (32.4), 4th assists (4.0), 6th 3FGM (1.8), 8th 3-point Pct. (.381), 11th steals (1.4), 15th Scoring (11.4)
- Scored 244 points over last 19 games (12.8 ppg) after scoring 74 points in previous 9 games (8.2 ppg)
- Best free throw shooter in program history at 86.1%, hits 90% of career free throws in final 5 minutes of games (78-of-87)
- Had 19 2nd-half points on 7-of-7 shooting (5-of-5 3FGs) to lead Bears to 23-point win vs. No. 19 Texas on Jan. 31
- Hit game-winning shot with 4 seconds left to give Bears 74-73 win vs. No. 11 Iowa State on Jan. 14
- Missed 5 straight starts with plantar fasciitis; returned to starting role vs. NMSU, posting season-high 7 assists
- Scored 18 2nd-half points to lead BU to win at South Carolina (11/18), posting with 7th career 20-point game
- Recorded 6th triple-double in Baylor history with 20 points, 12 assists and 10 rebounds in 44 minutes vs. K-State (2/15/14)
- Junior College All-American at State Fair CC in Sedalia, Mo.; ranked No. 15 national recruit by *JucoRecruiting.com*
- Originally from Canada, moved to Washington D.C. prior to start of high school junior year
- Speaks fluent French
- Played on 2010 Canadian Junior Men's National Team

2014-15 GAME-BY-GAME

OPPONENT	DATE	GS	MIN	FG	3FG	FT	OR-DR	TR	PF	A	T	B	S	PTS
McNeese State	11/14	*	26	3-9	1-5	2-2	0-4	4	0	5	3	0	2	9
at South Carolina	11/18	*	36	6-16	3-9	5-6	0-4	4	2	1	3	0	3	20
Prairie View A&M	11/21	*	31	2-5	2-3	0-0	0-1	1	2	1	2	0	2	6
Stephen F. Austin	11/24	*	35	2-6	1-2	1-2	0-4	4	2	5	6	0	0	6
vs. Memphis	11/27			---	DNP	---								
vs. Illinois	11/28			---	DNP	---								
Texas Southern	12/1			---	DNP	---								
at Vanderbilt	12/4			---	DNP	---								
Texas A&M	12/9		21	3-6	1-2	0-0	0-0	0	1	2	2	0	3	7
New Mexico State	12/17	*	32	2-7	2-5	0-1	0-5	5	1	7	2	0	1	6
Southern	12/22	*	33	3-7	1-2	4-4	0-2	2	3	7	0	0	3	11
Norfolk State	12/30	*	26	2-7	1-4	0-0	3-1	4	1	7	3	0	0	5
at Oklahoma	1/3	*	32	2-9	0-2	0-0	1-2	3	1	6	3	0	0	4
Kansas	1/7	*	35	8-14	4-7	5-5	0-2	2	3	3	3	0	2	25
at TCU	1/10	*	40	3-13	0-3	7-11	0-6	6	3	1	1	0	2	13
Iowa State	1/14	*	31	4-16	2-6	3-4	1-2	3	0	4	2	0	0	13
at Kansas State	1/17	*	32	8-14	4-6	1-1	1-2	3	1	3	3	0	1	21
Huston-Tillotson	1/21			---	DNP	---								
Oklahoma	1/24	*	30	3-8	3-5	4-4	0-2	2	3	2	3	0	2	13
at Oklahoma State	1/27	*	33	3-13	0-6	0-0	0-0	0	1	4	6	0	4	6
Texas	1/31	*	37	9-12	5-7	0-1	0-4	4	2	5	2	0	3	23
TCU	2/4	*	31	5-8	2-4	1-1	1-4	5	0	6	2	0	2	13
at West Virginia	2/7	*	28	3-8	1-4	4-4	0-2	2	1	4	4	0	1	11
Oklahoma State	2/9	*	30	3-8	0-4	3-3	1-1	2	3	2	3	0	1	9
at Kansas	2/14	*	34	6-15	5-10	0-0	0-0	0	3	3	1	0	0	17
at Texas Tech	2/17	*	34	1-9	0-7	4-4	2-3	5	2	4	3	0	0	6
Kansas State	2/21	*	30	2-4	1-2	0-0	1-2	3	1	4	5	0	0	5
at Iowa State	2/25	*	36	4-10	3-6	4-4	1-5	6	1	7	3	0	2	15
West Virginia	2/28	*	30	1-4	0-2	2-2	0-2	2	3	4	0	0	1	4
at Texas	3/2	*	37	3-13	1-4	0-0	0-6	6	1	4	4	0	1	7
Texas Tech	3/6	*	35	5-10	4-7	4-4	0-2	2	1	4	1	0	1	18
vs. West Virginia	3/12	*	34	1-7	0-3	3-4	0-4	4	2	7	2	0	1	5
vs. Kansas	3/13	*	37	7-14	4-7	2-4	1-4	5	2	1	0	0	1	20
vs. Georgia State	3/19													

CAREER STATISTICS

ALL GAMES

YEAR	GP-GS	MIN-AVG	FG-A	PCT	3FG-A	PCT	FT-A	PCT	OFF-DEF-TOT	AVG	PF-D	A	TO	B	S	TP	AVG
2013-14	37-34	1069-28.9	143-340	.421	29-120	.325	102-116	.879	13-84-97	2.6	63-0	174	76	2	34	427	11.5
2014-15	28-27	906-32.4	104-272	.382	51-134	.381	59-71	.831	13-76-89	3.2	46-0	113	72	0	39	318	11.4
Career	65-61	1975-30.4	247-612	.404	90-254	.354	161-187	.861	26-160-186	2.9	109-0	287	148	2	73	745	11.5

CAREER STATISTICS

NCAA POSTSEASON GAMES

YEAR	GP-GS	MIN-AVG	FG-A	PCT	3FG-A	PCT	FT-A	PCT	OFF-DEF-TOT	AVG	PF-D	A	TO	B	S	TP	AVG
2013-14 (NCAA)	3-3	85-28.3	8-26	.308	5-8	.625	13-14	.929	2-11-13	4.3	8-0	5	7	0	0	34	11.3
CAREER	3-3	85-28.3	8-26	.308	5-8	.625	13-14	.929	2-11-13	4.3	8-0	5	7	0	0	34	11.3

PLAYERS



45 — DENG DENG

F • 6-8 • 205 • JR. • TR
MELBOURNE, AUSTRALIA (LEE COLLEGE)

SEASON/CAREER HIGHS

Points: — 16 vs. McNeese State (11/14/14)
FG: — 8 vs. McNeese State (11/14/14)
FGA: — 9 vs. McNeese State (11/14/14)
3FG: —
3FGA: — 1, three times
FT: — 2, three times
FTA: — 4 vs. Illinois (11/28/14); vs. Texas Southern (12/1/14)
Rebounds: — 6 vs. Illinois (11/28/14)
Assists: — 1, five times
Steals: — 2 vs. New Mexico State (12/17/14)
Blocks: — 2 vs. McNeese State (11/14/14)
Turnovers: — 3 vs. Huston-Tillotson (1/21/15); vs. TCU (2/4/15)
Minutes Played: — 19 vs. Huston-Tillotson (1/21/15)

MISCELLANEOUS

	SEASON	BU W-L
Double-Figure Points:	1	1-0
Double-Figure Rebounds:	—	—
Double-Doubles:	—	—
2+ Blocks:	1	1-0
Led team in Points:	1	1-0
Led team in Rebounds:	—	—
Led team in Blocks:	3	3-0
Led team in Bench Points	2	2-0

DENG NOTEBOOK

- Athletic JuCo transfer, played two seasons at Lee College in Baytown, Texas
- Has played as reserve in 23 of 33 games, mostly at power forward spot
- Played total of 5 minutes over last 10 games
- Scored 16 points on 8-of-9 shooting in only 16 minutes off bench in Baylor debut vs. McNeese State (11/14/14)
- No. 4 ranked junior college prospect in 2014 class according to *247Sports.com*
- Sudan native, moved to Egypt at age 4, then to Australia at age 9
- Speaks three languages — Arabic, English and Dinka
- Recorded 19 double-doubles in 29 games played as sophomore at Lee College in 2013-14
- Averaged 19.8 points, 11.0 rebounds and 3.5 assists per game, earning 2014 second-team All-Region 14 honors

2014-15 GAME-BY-GAME

OPPONENT	DATE	GS	MIN	FG	3FG	FT	OR-DR	TR	PF	A	T	B	S	PTS
McNeese State	11/14		16	8-9	0-0	0-0	2-1	3	3	1	1	2	1	16
at South Carolina	11/18		8	2-4	0-0	2-2	0-1	1	3	0	2	0	0	6
Prairie View A&M	11/21		12	1-2	0-0	0-0	1-3	4	1	1	1	1	0	2
Stephen F. Austin	11/24		5	0-2	0-0	0-0	0-0	0	0	0	0	0	0	0
vs. Memphis	11/27		14	2-4	0-1	0-0	0-4	4	0	0	0	1	0	4
vs. Illinois	11/28		12	1-1	0-0	2-4	1-5	6	0	0	1	0	1	4
Texas Southern	12/1		18	2-4	0-0	1-4	2-2	4	1	1	1	0	1	5
at Vanderbilt	12/4		12	1-4	0-0	0-0	0-2	2	2	0	1	0	1	2
Texas A&M	12/9		4	0-0	0-0	0-0	0-1	1	0	0	1	0	0	0
New Mexico State	12/17		8	1-1	0-0	2-2	0-2	2	2	1	0	0	2	4
Southern	12/22		10	2-4	0-0	0-0	0-2	2	1	0	1	1	0	4
Norfolk State	12/30		14	3-4	0-0	0-0	2-1	3	1	0	1	1	0	6
at Oklahoma	1/3		4	0-0	0-0	0-0	0-0	0	0	0	0	0	0	0
Kansas	1/7		---	DNP	---	---	---	---	---	---	---	---	---	---
at TCU	1/10		5	0-1	0-0	0-0	2-1	3	1	0	1	0	1	0
Iowa State	1/14		1	0-1	0-1	0-0	0-0	0	0	0	0	0	0	0
at Kansas State	1/17		---	DNP	---	---	---	---	---	---	---	---	---	---
Huston-Tillotson	1/21		19	4-8	0-1	0-0	2-3	5	1	1	3	0	0	8
Oklahoma	1/24		10	2-4	0-0	0-0	2-3	5	0	0	0	0	0	4
at Oklahoma State	1/27		9	0-0	0-0	1-2	0-0	0	2	0	1	0	1	1
Texas	1/31		3	0-1	0-0	0-0	0-0	0	0	0	0	0	0	0
TCU	2/4		11	0-1	0-0	0-2	0-1	1	2	0	3	0	1	0
at West Virginia	2/7		3	0-0	0-0	0-0	0-0	0	1	0	1	0	0	0
Oklahoma State	2/9		---	DNP	---	---	---	---	---	---	---	---	---	---
at Kansas	2/14		---	DNP	---	---	---	---	---	---	---	---	---	---
at Texas Tech	2/17		2	0-0	0-0	0-0	0-0	0	1	0	1	0	0	0
Kansas State	2/21		3	0-1	0-0	0-0	0-1	1	0	0	1	0	0	0
at Iowa State	2/25		---	DNP	---	---	---	---	---	---	---	---	---	---
West Virginia	2/28		---	DNP	---	---	---	---	---	---	---	---	---	---
at Texas	3/2		---	DNP	---	---	---	---	---	---	---	---	---	---
Texas Tech	3/6		---	DNP	---	---	---	---	---	---	---	---	---	---
vs. West Virginia	3/12		---	DNP	---	---	---	---	---	---	---	---	---	---
vs. Kansas	3/13		---	DNP	---	---	---	---	---	---	---	---	---	---
vs. Georgia State	3/19		---	DNP	---	---	---	---	---	---	---	---	---	---

CAREER STATISTICS

ALL GAMES

YEAR	GP-GS	MIN-AVG	FG-A	PCT	3FG-A	PCT	FT-A	PCT	OFF-DEF-TOT	AVG	PF-D	A	TO	B	S	TP	AVG
2014-15	23-0	203-8.8	29-56	.518	0-3	.000	8-16	.500	14-33-47	2.0	22-0	5	21	6	9	66	2.9
Career	23-0	203-8.8	29-56	.518	0-3	.000	8-16	.500	14-33-47	2.0	22-0	5	21	6	9	66	2.9

PLAYERS



25 — AL FREEMAN

G • 6-3 • 200 • RFR. • SQ
CHARLOTTE, N.C. (FINDLAY PREP (NEV.))

SEASON/CAREER HIGHS

Points: — 13 vs. Norfolk State (12/30/14)
FG: — 5 vs. Kansas State (2/21/15)
FGA: — 10 vs. Texas A&M (12/9/14)
3FG: — 2, three times
3FGA: — 6 vs. Texas A&M (12/9/14)
FT: — 6 vs. West Virginia (2/28/15)
FTA: — 8 vs. West Virginia (2/28/15)
Rebounds: — 7 vs. McNeese St. (11/14/14); vs. West Virginia (2/28/15)
Assists: — 5 vs. Huston-Tillotson (1/21/15)
Steals: — 3 at Iowa State (2/25/15)
Blocks: —
Turnovers: — 3 at Vanderbilt (12/4/14); vs. Huston-Tillotson (1/21/15)
Minutes Played: — 28 vs. Illinois (1/28/14); vs. HT (1/21/15)

MISCELLANEOUS

	SEASON	BU W-L
Double-Figure Points:	7	7-0
Double-Figure Assists:	—	—
Double-Doubles:	—	—
5+ Assists:	1	1-0
Led team in Points:	—	—
Led team in Rebounds:	—	—
Led team in Assists:	2	1-1
Led team in Bench Points:	7	7-0

FREEMAN NOTEBOOK

- Reserve shooting guard has played every game, made 1 start; first guard off bench, averaging 17.4 minutes per game
- Played 12+ minutes off bench in 16 of 18 Big 12 games
- Sat out last season as redshirt after missing first 8 weeks with broken wrist
- Has contributed 7+ points off bench 12 times this season — BU is 11-1 in those games
- Posted Big 12-season high 11 points in wins at West Virginia (2/7) and vs. Kansas State (2/21)
- Had season-high 13 points on only 5 shots in 22 minutes off bench vs. Norfolk State (12/30)
- Consensus top-100 national recruit, ranked as high as No. 62 nationally in 2013 class by *Scout.com*
- Late addition to recruiting class, originally signed NLI with UCLA, but was released after Bruins made coaching change
- Uncle, Arturo Freeman, played six seasons in NFL as defensive back for New England Patriots and Miami Dolphins
- Played final prep season at Findlay Prep in Henderson, Nev. — Pilots went 35-1, ranked No. 3 nationally in 2012-13
- Began high school career at Olympic High School in Charlotte, N.C. — averaged 17.6 ppg, 5.8 rpg, 4.3 apg as junior in 2011-12

2014-15 GAME-BY-GAME

OPPONENT	DATE	GS	MIN	FG	3FG	FT	OR-DR	TR	PF	A	T	B	S	PTS
McNeese State	11/14		23	2-7	1-4	3-5	1-6	7	0	3	1	0	0	8
at South Carolina	11/18		15	0-3	0-2	0-0	0-1	1	0	0	1	0	0	0
Prairie View A&M	11/21		20	3-5	0-2	2-3	1-1	2	1	0	2	0	0	8
Stephen F. Austin	11/24		8	0-3	0-0	2-2	1-1	2	0	0	1	0	0	2
vs. Memphis	11/27		20	3-5	2-4	0-0	0-0	0	2	1	2	0	1	8
vs. Illinois	11/28		28	2-6	1-3	4-4	0-3	3	2	1	2	0	0	9
Texas Southern	12/1		24	3-5	1-3	2-5	2-2	4	1	2	1	0	0	9
at Vanderbilt	12/4		20	2-6	2-5	1-2	0-2	2	1	0	3	0	0	7
Texas A&M	12/9		24	4-10	1-6	1-1	0-3	3	1	2	1	0	2	10
New Mexico State	12/17		18	4-7	2-3	0-0	1-0	1	1	0	2	0	0	10
Southern	12/22		13	0-5	0-3	0-0	0-0	0	1	0	1	0	0	0
Norfolk State	12/30		22	4-5	1-2	4-4	0-1	1	1	1	0	0	0	13
at Oklahoma	1/3		16	0-3	0-1	1-3	0-2	2	0	0	1	0	0	1
Kansas	1/7		9	0-3	0-1	0-0	0-0	0	1	1	0	0	0	0
at TCU	1/10		14	0-0	0-0	0-0	1-1	2	0	0	1	0	0	0
Iowa State	1/14		21	2-4	0-1	0-0	0-1	1	1	1	2	0	0	4
at Kansas State	1/17		14	0-2	0-1	0-0	0-1	1	0	1	0	0	0	0
Huston-Tillotson	1/21	*	28	4-9	1-5	1-1	0-5	5	2	5	3	0	0	10
Oklahoma	1/24		15	1-2	1-1	0-0	0-1	1	1	0	0	0	0	3
at Oklahoma State	1/27		12	2-4	1-1	0-0	0-0	0	3	1	1	0	0	5
Texas	1/31		16	0-1	0-1	0-0	1-2	3	1	2	1	0	0	0
TCU	2/4		17	2-3	1-1	2-2	0-2	2	0	1	1	0	1	7
at West Virginia	2/7		26	4-6	1-3	2-3	0-3	3	2	1	1	0	0	11
Oklahoma State	2/9		17	1-1	1-1	0-0	0-1	1	0	0	0	0	0	3
at Kansas	2/14		12	1-2	0-1	0-0	0-0	0	2	0	2	0	1	2
at Texas Tech	2/17		5	0-2	0-0	0-0	0-1	1	1	0	0	0	0	0
Kansas State	2/21		21	5-6	1-1	0-0	1-2	3	0	4	2	0	1	11
at Iowa State	2/25		12	1-3	0-1	0-0	0-1	1	1	0	1	0	3	2
West Virginia	2/28		27	2-3	0-0	6-8	4-3	7	1	2	2	0	0	10
at Texas	3/2		16	1-3	1-2	1-2	3-1	4	0	0	0	0	0	4
Texas Tech	3/6		16	1-1	1-1	1-2	0-1	1	0	0	0	0	0	4
vs. West Virginia	3/12		12	0-3	0-2	0-0	0-0	0	0	0	1	0	0	0
vs. Kansas	3/13		12	1-1	0-0	0-0	0-0	0	2	2	2	0	1	2
vs. Georgia State	3/19													

CAREER STATISTICS

ALL GAMES

YEAR	GP-GS	MIN-AVG	FG-A	PCT	3FG-A	PCT	FT-A	PCT	OFF-DEF-TOT	AVG	PF-D	A	TO	B	S	TP	AVG
2014-15	33-1	573-17.4	55-129	.426	20-62	.323	33-47	.702	16-48-64	1.9	29-0	31	38	0	10	163	4.9
Career	33-1	573-17.4	55-129	.426	20-62	.323	33-47	.702	16-48-64	1.9	29-0	31	38	0	10	163	4.9

PLAYERS



2 — RICO GATHERS

F • 6-8 • 275 • JR. • 2L
LAPLACE, LA. (RIVERSIDE ACADEMY)

GATHERS NOTEBOOK

- **2015 All-Big 12 First Team; Big 12 All-Defensive Team**
- **2015 Second Team All-American (NBCSports.com)**
- **National Ranks:** 4th total rebounding (11.6), 2nd off. rebounding (4.9), 9th double-doubles (17), 16th def. rebounding (6.8)
- **Big 12 Ranks:** 1st rebounds (11.6), 1st off. rebounds (4.8), 1st def. rebounds (6.8), 1st double-doubles (17), 13th scoring (11.7)
- Bruising power forward, has played all 108 games during Baylor career, including 36 starts
- Holds Baylor single-season record with 384 rebounds this season; 4th on career rebounds list (837), 78 back of record
- 384 rebounds on season are 131 more than any other Big 12 player; 160 offensive boards lead league by 65
- Named Big 12 Player of the Week on Jan. 26 after setting Big 12 and Baylor records with 28 rebounds vs. Huston-Tillotson on Jan. 21 — most by DI player since Paul Millsap in 2006
- 1 of 2 power-5 conference players averaging a double-double on the season, joining Washington State's Josh Hawkinson
- Leads all active Big 12 Conference players with 24 career double-doubles and 38 career double-digit rebounding games
- 42% of rebounds have come on offensive glass (350 of 837), averages one rebound every 2.72 minutes played for career
- 2nd in program history with 8 career 15+ -rebound games (record is Jerome Lambert with 11)
- Second cousin of late Loyola Marymount All-American Hank Gathers
- Consensus top 50 national recruit, 2-time Gatorade Louisiana HS Player of the Year

2014-15 GAME-BY-GAME

SEASON HIGHS

Points: — 25 vs. Huston-Tillotson (1/21/15)
FG: — 9 vs. Texas Southern (12/1/14); vs. Huston-Tillotson (1/21/15)
FGA: — 20 vs. Texas Southern (12/1/14)
FT: — 9 at TCU (1/10/15); vs. West Virginia (2/28/15)
FTA: — 15 at TCU (1/10/15)
Rebounds: — 28 vs. Huston-Tillotson (1/21/15)
Assists: — 2, four times
Steals: — 7 vs. New Mexico State (12/17/14)
Blocks: — 4 vs. Texas Southern (12/1/14); at Oklahoma State (1/27/15)
Turnovers: — 5 vs. Kansas (3/13/15)
Minutes Played: — 38 at Texas (3/2/15)

CAREER HIGHS

Points: — 25 vs. Huston-Tillotson (1/21/15)
FG: — 9 vs. Texas Southern (12/1/14); vs. Huston-Tillotson (1/21/15)
FGA: — 20 vs. Texas Southern (12/1/14)
FT: — 9 at TCU (1/10/15); vs. West Virginia (2/28/15)
FTA: — 15 at TCU (1/10/15)
Rebounds: — 28 vs. Huston-Tillotson (1/21/15)
Assists: — 2, five times
Steals: — 7 vs. New Mexico State (12/17/14)
Blocks: — 4 vs. Texas Southern (12/1/14); at Oklahoma State (1/27/15)
Turnovers: — 5 vs. Kansas (3/13/15)
Minutes Played: — 38 at Texas (3/2/15)

MISCELLANEOUS

	SEASON	CAREER	BU W-L
Double-Figure Points:	21	35	28-7
Double-Figure Rebounds:	24	38	28-10
Double-Doubles:	17	24	19-5
20+ Points:	2	3	3-0
15+ Rebounds	8	8	6-2
2+ Blocks:	9	15	10-5
Led team in Points:	7	9	7-2
Led team in Rebounds:	28	50	35-15
Led team in Blocks:	13	18	11-7

OPPONENT	DATE	GS	MIN	FG	3FG	FT	OR-DR	TR	PF	A	T	B	S	PTS
McNeese State	11/14	*	31	2-5	0-0	5-7	4-8	12	1	0	0	2	2	9
at South Carolina	11/18	*	19	0-1	0-0	0-0	0-1	1	4	0	2	0	0	0
Prairie View A&M	11/21	*	28	4-10	0-0	4-7	4-9	13	2	0	0	1	1	12
Stephen F. Austin	11/24	*	30	1-4	0-0	3-6	7-4	11	2	0	0	1	1	5
vs. Memphis	11/27	*	30	4-7	0-0	0-1	5-6	11	2	0	0	0	1	8
vs. Illinois	11/28	*	22	4-8	0-0	3-9	6-9	15	4	0	1	0	0	11
Texas Southern	12/1	*	29	9-20	0-0	5-10	8-5	13	2	0	2	4	0	23
at Vanderbilt	12/4	*	31	1-5	0-0	2-2	2-4	6	4	0	1	1	0	4
Texas A&M	12/9	*	24	3-8	0-0	7-8	5-5	10	4	0	0	0	1	13
New Mexico State	12/17	*	28	3-8	0-0	1-2	6-6	12	4	1	1	1	7	7
Southern	12/22	*	29	6-10	0-0	4-7	7-4	11	4	1	1	0	0	16
Norfolk State	12/30	*	29	5-11	0-0	3-3	4-7	11	1	1	1	2	4	13
at Oklahoma	1/3	*	27	2-6	0-0	0-2	6-6	12	3	0	0	0	2	4
Kansas	1/7	*	29	3-10	0-0	3-4	9-5	14	2	2	1	0	2	9
at TCU	1/10	*	35	4-8	0-0	9-15	10-8	18	2	0	0	0	1	17
Iowa State	1/14	*	32	6-15	0-0	2-3	5-10	15	0	0	0	0	1	14
at Kansas State	1/17	*	33	1-5	0-0	3-3	4-2	6	4	1	0	1	1	5
Huston-Tillotson	1/21	*	28	9-17	0-0	7-10	11-17	28	3	1	2	1	0	25
Oklahoma	1/24	*	34	4-7	0-0	0-0	2-6	8	1	2	1	0	2	8
at Oklahoma State	1/27	*	29	3-5	0-0	5-8	4-7	11	0	0	0	4	0	11
Texas	1/31	*	33	3-12	0-0	2-5	6-9	15	1	2	0	0	0	8
TCU	2/4	*	31	5-12	0-0	4-6	6-11	17	3	1	3	3	1	14
at West Virginia	2/7	*	29	5-6	0-0	7-10	6-11	17	4	0	2	1	2	17
Oklahoma State	2/9	*	34	6-9	0-0	4-8	5-11	16	3	1	2	2	1	16
at Kansas	2/14	*	34	6-9	0-0	6-8	2-6	8	4	0	2	1	1	18
at Texas Tech	2/17	*	30	1-3	0-0	0-0	1-5	6	3	0	3	1	1	2
Kansas State	2/21	*	27	5-10	0-0	3-7	3-7	10	0	0	0	2	3	13
at Iowa State	2/25	*	27	4-10	0-0	2-4	3-4	7	3	0	0	0	1	10
West Virginia	2/28	*	29	4-7	0-0	9-12	4-6	10	4	2	1	2	0	17
at Texas	3/2	*	38	4-14	0-0	4-7	5-6	11	3	0	2	2	0	12
Texas Tech	3/6	*	36	7-8	0-0	4-7	2-5	7	4	1	1	0	1	18
vs. West Virginia	3/12	*	28	4-7	0-0	7-11	2-7	9	2	0	1	1	1	15
vs. Kansas	3/13	*	29	3-7	0-0	5-8	6-7	13	5	0	5	1	2	11
vs. Georgia State	3/19													

CAREER STATISTICS

YEAR	GP-GS	MIN-AVG	FG-A	PCT	3FG-A	PCT	FT-A	PCT	OFF-DEF-TOT	AVG	PF-D	A	TO	B	S	TP	AVG
2012-13	37-2	617-16.7	83-158	.525	0-0	.000	44-87	.506	88-123-211	5.7	76-1	8	33	17	16	210	5.7
2013-14	38-1	678-17.8	80-169	.473	0-0	.000	85-146	.582	102-140-242	6.4	96-0	6	30	18	28	245	6.4
2014-15	33-33	982-29.8	131-284	.461	0-0	.000	123-200	.615	160-224-384	11.6	88-1	16	35	34	40	385	11.7
Career	108-36	2277-21.1	294-611	.481	0-0	.000	252-433	.582	350-487-837	7.8	260-2	30	98	69	84	840	7.8

CAREER STATISTICS

YEAR	GP-GS	MIN-AVG	FG-A	PCT	3FG-A	PCT	FT-A	PCT	OFF-DEF-TOT	AVG	PF-D	A	TO	B	S	TP	AVG
2012-13 (NIT)	5-0	78-15.6	11-18	.611	0-0	.000	2-4	.500	8-20-28	5.6	10-0	1	6	3	0	24	4.8
2013-14 (NCAA)	3-0	53-17.7	8-13	.615	0-0	.000	3-6	.500	3-14-17	5.7	6-0	1	3	0	0	19	6.3
CAREER	8-0	131-16.4	19-31	.613	0-0	.000	5-10	.500	11-34-45	5.6	16-0	2	9	3	0	43	5.4

PLAYERS



13 — JOHN HEARD

F • 6-5 • 200 • JR. • SQ
HOUSTON, TEXAS (EPISCOPAL HS)

SEASON HIGHS

Points: — 3 vs. McNeese State (11/14/14)
FG: — 1 vs. McNeese State (11/14/14)
FGA: — 2 vs. Texas Southern (12/1/14)
3FG: — 1 vs. McNeese State (11/14/14)
3FGA: — 2 vs. Texas Southern (12/1/14)
FT: —
FTA: —
Rebounds: — 1, four times
Assists: —
Steals: —
Blocks: —
Turnovers: —
Minutes Played: — 3 vs. H-T (1/21/15); vs. Kansas State (2/21/15)

CAREER HIGHS

Points: — 3 vs. McNeese State (11/14/14)
FG: — 1 vs. McNeese State (11/14/14)
FGA: — 2 vs. Texas Southern (12/1/14)
3FG: — 1 vs. McNeese State (11/14/14)
3FGA: — 2 vs. Texas Southern (12/1/14)
FT: —
FTA: — 2 vs. Hardin-Simmons (12/1/13)
Rebounds: — 1, five times
Assists: — 1 vs. Hardin-Simmons (12/1/13)
Steals: —
Blocks: —
Turnovers: — 1 vs. Chaminade (11/25/13); at TCU (2/12/14)
Minutes Played: — 4 vs. Hardin-Simmons (12/1/13)

HEARD NOTEBOOK

- Former walk-on from Houston's Episcopal High School, awarded scholarship for spring semester
- Has played total of 29 minutes over 18 games in two years on the team
- Saw action in all three of Baylor's 2014 NCAA Tournament games
- Made only career field goal with 3-pointer in 2014-15 season opener vs. McNeese State on Nov. 14
- Spent 2012-13 season as student manager for men's basketball team
- Father is member of Baylor's Board of Regents

2014-15 GAME-BY-GAME

OPPONENT	DATE	GS	MIN	FG	3FG	FT	OR-DR	TR	PF	A	T	B	S	PTS
McNeese State	11/14		2	1-1	1-1	0-0	0-1	1	0	0	0	0	0	3
at South Carolina	11/18			--- DNP ---										
Prairie View A&M	11/21			--- DNP ---										
Stephen F. Austin	11/24			--- DNP ---										
vs. Memphis	11/27			--- DNP ---										
vs. Illinois	11/28			--- DNP ---										
Texas Southern	12/1		2	0-2	0-0	0-0	0-1	1	0	0	0	0	0	0
at Vanderbilt	12/4			--- DNP ---										
Texas A&M	12/9			--- DNP ---										
New Mexico State	12/17			--- DNP ---										
Southern	12/22			--- DNP ---										
Norfolk State	12/30		2	0-0	0-0	0-0	0-0	0	0	0	0	0	0	0
at Oklahoma	1/3			--- DNP ---										
Kansas	1/7			--- DNP ---										
at TCU	1/10			--- DNP ---										
Iowa State	1/14			--- DNP ---										
at Kansas State	1/17			--- DNP ---										
Huston-Tillotson	1/21		3	0-1	0-1	0-0	0-1	1	1	0	0	0	0	0
Oklahoma	1/24			--- DNP ---										
at Oklahoma State	1/27			--- DNP ---										
Texas	1/31			--- DNP ---										
TCU	2/4		2	0-0	0-0	0-0	0-1	1	0	0	0	0	0	0
at West Virginia	2/7		1	0-0	0-0	0-0	0-0	0	0	0	0	0	0	0
Oklahoma State	2/9			--- DNP ---										
at Kansas	2/14			--- DNP ---										
at Texas Tech	2/17			--- DNP ---										
Kansas State	2/21		3	0-0	0-0	0-0	0-0	0	1	0	0	0	0	0
at Iowa State	2/25			--- DNP ---										
West Virginia	2/28			--- DNP ---										
at Texas	3/2			--- DNP ---										
Texas Tech	3/6			--- DNP ---										
vs. West Virginia	3/12			--- DNP ---										
vs. Kansas	3/13			--- DNP ---										
vs. Georgia State	3/19			--- DNP ---										

CAREER STATISTICS

ALL GAMES

YEAR	GP-GS	MIN-AVG	FG-A	PCT	3FG-A	PCT	FT-A	PCT	OFF-DEF-TOT	AVG	PF-D	A	TO	B	S	TP	AVG
2013-14	11-0	14-1.3	0-4	.000	0-3	.000	0-2	.000	1-0-1	0.1	2-0	1	2	0	0	0	0.0
2014-15	7-0	15-2.1	1-4	.250	1-4	.250	0-0	.000	0-4-4	0.6	2-0	0	0	0	0	3	0.4
CAREER	18-0	29-1.6	1-8	.125	1-7	.143	0-2	.000	1-4-5	0.3	4-0	1	2	0	0	3	0.2

CAREER STATISTICS

NCAA POSTSEASON GAMES

YEAR	GP-GS	MIN-AVG	FG-A	PCT	3FG-A	PCT	FT-A	PCT	OFF-DEF-TOT	AVG	PF-D	A	TO	B	S	TP	AVG
2013-14 (NCAA)	3-0	2-0.7	0-0	.000	0-0	.000	0-0	.000	0-0-0	0.0	1-0	0	0	0	0	0	0.0
CAREER	3-0	2-0.7	0-0	.000	0-0	.000	0-0	.000	0-0-0	0.0	1-0	0	0	0	0	0	0.0

PLAYERS



31 — T.J. MASTON

F • 6-7 • 220 • FR. • HS
DESOTO, TEXAS (DESOTO HS)

SEASON/CAREER HIGHS

Points: — 7 vs. Norfolk State (12/30/14)
 FG: — 3 vs. Norfolk State (12/30/14)
 FGA: — 4 vs. Norfolk State (12/30/14)
 3FG: —
 3FGA: —
 FT: — 2 vs. Huston-Tillotson (1/21/15)
 FTA: — 2 vs. Huston-Tillotson (1/21/15)
 Rebounds: — 2, three times
 Assists: — 1 vs. McNeese State (11/14/14)
 Steals: — 1 vs. Texas Southern (12/1/14); vs. Norfolk State (12/30/14)
 Blocks: — 1 vs. McNeese State (11/14/14)
 Turnovers: — 1, three times
 Minutes Played: — 6, three times

MISCELLANEOUS

	SEASON	BU W-L
Double-Figure Points:	—	—
Double-Figure Rebounds:	—	—
Double-Doubles:	—	—
2+ Blocks:	—	—
Led team in Points:	—	—
Led team in Rebounds:	—	—
Led team in Blocks:	—	—

MASTON NOTEBOOK

- Long, athletic forward with strong basketball bloodlines
- Has played in 10 games, totaling 19 points in 36 minutes of action
- Posted career-high 7 points in just 6 minutes off bench vs. Norfolk State (12/30)
- Made Baylor debut late in 2nd half vs. McNeese State (11/14), scored 4 points and had 2 rebounds in 6 minutes
- Led DeSoto HS to 31-4 record and state semifinals as senior in 2013-14
- Ranked No. 20 recruit in Texas by *247Sports.com*
- Earned 5A All-State honors and was named District 7-5A Offensive MVP in 2013-14
- Nephew of Tony and Derrick Battie, who played at Texas Tech and Temple, respectively

2014-15 GAME-BY-GAME

OPPONENT	DATE	GS	MIN	FG	3FG	FT	OR-DR	TR	PF	A	T	B	S	PTS
McNeese State	11/14		6	2-2	0-0	0-0	1-1	2	0	1	1	1	0	4
at South Carolina	11/18		---	DNP	---									
Prairie View A&M	11/21		3	0-0	0-0	0-0	0-0	0	0	0	0	0	0	0
Stephen F. Austin	11/24		0+	0-0	0-0	0-0	0-0	0	0	0	0	0	0	0
vs. Memphis	11/27		2	1-3	0-0	0-0	2-0	2	0	0	0	0	0	2
vs. Illinois	11/28		---	DNP	---									
Texas Southern	12/1		6	1-1	0-0	0-0	0-1	1	0	0	1	0	1	2
at Vanderbilt	12/4		---	DNP	---									
Texas A&M	12/9		1	0-1	0-0	0-0	0-0	0	0	0	0	0	0	0
New Mexico State	12/17		---	DNP	---									
Southern	12/22		---	DNP	---									
Norfolk State	12/30		6	3-4	0-0	1-2	1-0	1	1	0	0	0	1	7
at Oklahoma	1/3		---	DNP	---									
Kansas	1/7		---	DNP	---									
at TCU	1/10		---	DNP	---									
Iowa State	1/14		---	DNP	---									
at Kansas State	1/17		---	DNP	---									
Huston-Tillotson	1/21		4	0-1	0-0	2-2	0-1	1	0	0	0	0	0	2
Oklahoma	1/24		---	DNP	---									
at Oklahoma State	1/27		---	DNP	---									
Texas	1/31		---	DNP	---									
TCU	2/4		4	0-2	0-0	0-0	1-1	2	3	0	1	0	0	0
at West Virginia	2/7		---	DNP	---									
Oklahoma State	2/9		---	DNP	---									
at Kansas	2/14		---	DNP	---									
at Texas Tech	2/17		---	DNP	---									
Kansas State	2/21		3	1-1	0-0	0-0	0-1	1	1	0	0	0	0	2
at Iowa State	2/25		---	DNP	---									
West Virginia	2/28		---	DNP	---									
at Texas	3/2		---	DNP	---									
Texas Tech	3/6		---	DNP	---									
vs. West Virginia	3/12		---	DNP	---									
vs. Kansas	3/13		---	DNP	---									
vs. Georgia State	3/19		---	DNP	---									

CAREER STATISTICS

ALL GAMES

YEAR	GP-GS	MIN-AVG	FG-A	PCT	3FG-A	PCT	FT-A	PCT	OFF-DEF-TOT	AVG	PF-D	A	TO	B	S	TP	AVG
2014-15	11-0	36-3.3	8-15	.533	0-0	.000	3-4	.750	5-5-10	0.9	5-0	1	3	1	2	19	1.7
Career	11-0	36-3.3	8-15	.533	0-0	.000	3-4	.750	5-5-10	0.9	5-0	1	3	1	2	19	1.7

PLAYERS



11 — LESTER MEDFORD

G • 5-10 • 175 • JR. • TR
TUCSON, ARIZ. (INDIAN HILLS CC)

SEASON/CAREER HIGHS

Points: — 17 vs. Oklahoma (1/24/15)
 FG: — 6 vs. Oklahoma (1/24/15)
 FGA: — 11 vs. Illinois (11/28/14)
 3FG: — 4 at Iowa State (2/25/15)
 3FGA: — 7 vs. Iowa State (1/14/15); vs. Oklahoma (1/24/15)
 FT: — 5 vs. TCU (2/4/15)
 FTA: — 6 vs. TCU (2/4/15); vs. Kansas State (2/21/15)
 Rebounds: — 6 at Vanderbilt (12/4/14)
 Assists: — 8 vs. Texas Southern (12/1/14)
 Steals: — 5 vs. Norfolk State (12/30/14)
 Blocks: — 1, three times
 Turnovers: — 4 at West Virginia (2/7/15); vs. Oklahoma State (2/9/15)
 Minutes Played: — 37 vs. SFA (11/24/14)

MISCELLANEOUS

	SEASON	BU W-L
Double-Figure Points:	13	12-1
Double-Figure Assists:	—	—
Double-Doubles:	—	—
5+ Assists:	11	10-1
Led team in Points:	2	1-1
Led team in Rebounds:	1	1-0
Led team in Assists:	11	10-1

MEDFORD NOTEBOOK

- **Big 12 Ranks:** 5th steals (1.5), 6th assist-to-turnover ratio (1.9), 11th assists (3.2), 14th 3FGM (1.4)
- Physical JuCo transfer guard, two-time NJCAA All-American has started every game this season
- Ranked 3rd in Big 12 with .448 3-point percentage in conference play, up from .340 in non-conference
- Has scored in double figures in 13 games this season, played 25+ minutes in 30 of 33 games
- Made 6 starts at point guard, posting 35 assists and 8 turnovers in those games
- Had career-high and game-high 17 points in Jan. 24 win vs. No. 19 Oklahoma
- Hit go-ahead 3-pointer vs. No. 11 ISU with 1:10 left; also had game-tying and-1 vs. TCU with 2:45 left in regulation
- Named Big 12 Newcomer of the Week on Dec. 8, after leading BU to wins vs. Texas Southern and at Vanderbilt
- Scored 20-plus points 24 times during 67-game junior college career
- Played 2013-14 at Indian Hills CC, earning first-team All-America honors with 15.2 ppg and 6.1 apg over 35 games played
- Sat out 2012-13 season while studying at Tucson's Pima College
- Played 2011-12 freshman year at Arizona Western College, earning second-team All-America with 17.9 ppg and 4.1 apg
- Son of Kelvin Eaton, who played football and basketball at Arizona from 1996-98 and rushed for 16 TDs on 1998 football team

2014-15 GAME-BY-GAME

OPPONENT	DATE	GS	MIN	FG	3FG	FT	OR-DR	TR	PF	A	T	B	S	PTS
McNeese State	11/14	*	27	5-7	3-5	0-0	1-0	1	1	4	3	0	1	13
at South Carolina	11/18	*	29	3-7	2-3	4-5	0-3	3	3	0	0	1	1	12
Prairie View A&M	11/21	*	27	1-4	0-3	2-2	0-0	0	1	5	2	0	0	4
Stephen F. Austin	11/24	*	37	5-9	1-2	1-1	1-1	2	3	4	3	0	3	12
vs. Memphis	11/27	*	33	1-7	1-4	0-0	0-2	2	3	6	1	0	1	3
vs. Illinois	11/28	*	36	1-11	0-6	1-2	0-1	1	1	3	2	0	0	3
Texas Southern	12/1	*	26	5-8	3-4	0-0	1-1	2	1	8	0	0	3	13
at Vanderbilt	12/4	*	35	3-9	0-3	1-4	2-4	6	2	7	1	0	3	7
Texas A&M	12/9	*	28	5-9	1-4	0-0	0-1	1	4	6	3	0	1	11
New Mexico State	12/17	*	30	4-8	2-4	0-2	0-1	1	1	0	1	0	0	10
Southern	12/22	*	27	2-4	1-3	1-2	1-3	4	2	2	1	0	2	6
Norfolk State	12/30	*	22	2-5	0-3	1-3	1-1	2	1	7	1	0	5	5
at Oklahoma	1/3	*	27	3-11	3-6	0-0	0-1	1	5	1	3	0	2	9
Kansas	1/7	*	28	2-6	2-2	2-2	0-0	0	3	0	1	0	0	8
at TCU	1/10	*	28	1-4	0-1	2-3	0-0	0	5	0	1	0	1	4
Iowa State	1/14	*	27	3-8	3-7	0-0	0-1	1	3	4	2	0	0	9
at Kansas State	1/17	*	31	1-9	1-5	1-2	0-0	0	4	2	1	0	0	4
Huston-Tillotson	1/21	*	28	2-5	2-3	0-0	1-2	3	1	5	1	1	1	6
Oklahoma	1/24	*	35	6-10	3-7	2-2	0-1	1	2	5	2	0	2	17
at Oklahoma State	1/27	*	34	5-8	3-6	0-0	0-1	1	2	2	1	0	0	13
Texas	1/31	*	28	2-6	2-4	0-2	0-1	1	2	7	0	0	2	6
TCU	2/4	*	26	2-5	1-1	5-6	1-1	2	0	5	1	0	2	10
at West Virginia	2/7	*	25	2-2	1-1	2-3	0-0	0	4	1	4	0	1	7
Oklahoma State	2/9	*	33	0-5	0-3	1-2	0-2	2	4	5	4	0	0	1
at Kansas	2/14	*	34	1-5	1-2	1-2	1-1	2	5	3	2	0	1	4
at Texas Tech	2/17	*	29	2-7	2-5	4-4	1-1	2	1	0	2	0	1	10
Kansas State	2/21	*	23	3-8	2-5	4-6	0-1	1	2	2	1	0	3	12
at Iowa State	2/25	*	28	4-7	4-5	0-0	0-1	1	4	3	1	0	3	12
West Virginia	2/28	*	21	0-2	0-1	0-2	0-2	2	0	0	3	0	2	0
at Texas	3/2	*	35	2-7	2-5	0-0	0-0	0	1	0	1	0	3	6
Texas Tech	3/6	*	29	1-3	0-1	1-1	0-1	1	4	6	3	0	3	3
vs. West Virginia	3/12	*	34	5-8	0-2	0-0	0-1	1	3	0	1	0	1	10
vs. Kansas	3/13	*	30	2-5	0-2	0-0	0-1	1	3	1	3	1	3	4
vs. Georgia State	3/19													

CAREER STATISTICS

ALL GAMES

YEAR	GP-GS	MIN-AVG	FG-A	PCT	3FG-A	PCT	FT-A	PCT	OFF-DEF-TOT	AVG	PF-D	A	TO	B	S	TP	AVG
2014-15	33-33	970-29.4	86-219	.393	46-118	.390	36-58	.621	11-37-48	1.5	81-3	104	56	3	51	254	7.7
Career	33-33	970-29.4	86-219	.393	46-118	.390	36-58	.621	11-37-48	1.5	81-3	104	56	3	51	254	7.7

PLAYERS



33 — AUSTIN MILLS

G • 6-1 • 175 • JR. • TR
BEVERLY HILLS, CALIF. (PEPPERDINE)

SEASON HIGHS

Points: — 6 vs. Huston-Tillotson (1/21/15)
FG: — 2 at Vanderbilt (12/4/14)
FGA: — 4 vs. Huston-Tillotson (1/21/15)
3FG: — 1 at Vanderbilt (12/4/14); at Iowa State (2/25/15)
3FGA: — 2 vs. Huston-Tillotson (1/21/15)
FT: — 4 vs. Huston-Tillotson (1/21/15); vs. TCU (2/4/15)
FTA: — 4 vs. Huston-Tillotson (1/21/15); vs. TCU (2/4/15)
Rebounds: — 1, four times
Assists: — 3, four times
Steals: — 1, three times
Blocks: —
Turnovers: — 1, five times
Minutes Played: — 21 vs. Huston-Tillotson (1/21/15)

MISCELLANEOUS

	SEASON	BU W-L
Double-Figure Points:	—	—
Double-Figure Assists:	—	—
Double-Doubles:	—	—
5+ Assists:	—	—
Led team in Points:	—	—
Led team in Rebounds:	—	—
Led team in Assists:	—	—

MILLS NOTEBOOK

- Former walk-on point guard, awarded scholarship for spring; transferred to Baylor after spending two seasons at Pepperdine
- Served as back-up point guard in all 5 games Kenny Chery missed with injury, averaged 10.6 mpg in those games
- Has played 6 of last 8 games off bench, recording 25 total minutes
- Provided unexpected spark off bench at Texas Tech (2/17), playing 13 minutes and posting 2 assists with 0 turnovers
- Played 4 minutes off bench in win at No. 12 Iowa State, hit crucial 3-pointer to cut deficit to 1 with 10 minutes remaining
- Made Big 12 debut and had 4 points in 4 minutes of action vs. TCU (2/4)
- Has posted 3 assists in a game 4 times this season, including twice when playing just 7 minutes
- Played Baylor career-high 21 minutes and had 6 points and 3 assists vs. Huston-Tillotson (1/21)
- Had 5 points in just 7 minutes off bench at Vanderbilt, including first 3-pointer of BU career
- Played in 46 games over 2 seasons at Pepperdine, averaging 2.4 ppg, 0.7 rpg, 0.7 apg in 9.8 minutes per contest
- While at Pepperdine, had 10-point game vs. Saint Mary's (1/23/14) and 6 assist game at Central Michigan (11/16/13)
- Mother, Jade Mills, is Coldwell Banker's No. 1 ranked real estate agent worldwide

2014-15 GAME-BY-GAME

OPPONENT	DATE	GS	MIN	FG	3FG	FT	OR-DR	TR	PF	A	T	B	S	PTS
McNeese State	11/14		6	0-0	0-0	1-2	0-1	1	2	0	1	0	0	1
at South Carolina	11/18		---	DNP	---									
Prairie View A&M	11/21		---	DNP	---									
Stephen F. Austin	11/24		---	DNP	---									
vs. Memphis	11/27		7	0-1	0-1	0-0	0-1	1	2	3	0	0	1	0
vs. Illinois	11/28		4	0-0	0-0	0-0	0-0	0	0	0	1	0	0	0
Texas Southern	12/1		14	0-2	0-1	0-0	0-0	0	1	3	1	0	1	0
at Vanderbilt	12/4		7	2-2	1-1	0-0	0-0	0	0	0	1	0	0	5
Texas A&M	12/9		1	0-0	0-0	0-0	0-0	0	0	0	0	0	0	0
New Mexico State	12/17		---	DNP	---									
Southern	12/22		---	DNP	---									
Norfolk State	12/30		7	0-1	0-1	0-0	0-0	0	0	3	0	0	1	0
at Oklahoma	1/3		---	DNP	---									
Kansas	1/7		---	DNP	---									
at TCU	1/10		---	DNP	---									
Iowa State	1/14		---	DNP	---									
at Kansas State	1/17		---	DNP	---									
Huston-Tillotson	1/21		21	1-4	0-2	4-4	0-1	1	2	3	1	0	0	6
Oklahoma	1/24		---	DNP	---									
at Oklahoma State	1/27		---	DNP	---									
Texas	1/31		---	DNP	---									
TCU	2/4		4	0-1	0-0	4-4	0-0	0	0	0	0	0	0	4
at West Virginia	2/7		1	1-1	0-0	0-0	0-0	0	0	0	0	0	0	2
Oklahoma State	2/9		---	DNP	---									
at Kansas	2/14		---	DNP	---									
at Texas Tech	2/17		13	0-0	0-0	0-0	0-1	1	0	2	0	0	0	0
Kansas State	2/21		3	0-0	0-0	0-0	0-0	0	0	0	0	0	0	0
at Iowa State	2/25		4	1-1	1-1	0-0	0-0	0	0	0	0	0	0	3
West Virginia	2/28		3	0-0	0-0	0-0	0-0	0	1	0	0	0	0	0
at Texas	3/2		2	0-1	0-1	0-0	0-0	0	2	0	0	0	0	0
Texas Tech	3/6		0+	0-0	0-0	0-0	0-0	0	0	0	0	0	0	0
vs. West Virginia	3/12		---	DNP	---									
vs. Kansas	3/13		---	DNP	---									
vs. Georgia State	3/19		---	DNP	---									

CAREER STATISTICS

ALL GAMES

YEAR	GP-GS	MIN-AVG	FG-A	PCT	3FG-A	PCT	FT-A	PCT	OFF-DEF-TOT	AVG	PF-D	A	TO	B	S	TP	AVG
2014-15	16-0	97-6.1	5-14	.357	2-8	.250	9-10	.900	0-4-4	0.3	10-0	14	5	0	3	21	1.3
Career	16-0	97-6.1	5-14	.357	2-8	.250	9-10	.900	0-4-4	0.3	10-0	14	5	0	3	21	1.3

PLAYERS



35 — JOHNATHAN MOTLEY

F • 6-9 • 230 • RFR. • SQ
HOUSTON, TEXAS (NORTH SHORE HS)

SEASON/CAREER HIGHS

Points: — 24 at Oklahoma (1/3/15)
FG: — 9 vs. Texas A&M (12/9/14); at Oklahoma (1/3/15)
FGA: — 16 vs. Texas A&M (12/9/14)
3FG: — 1, three times
3FGA: — 2, three times
FT: — 6, three times
FTA: — 8 vs. Southern (12/22/14); at Oklahoma (1/3/15)
Rebounds: — 11 vs. Texas A&M (12/9/14)
Assists: — 4 vs. Iowa State (1/14/15)
Steals: — 2, four times
Blocks: — 6 vs. Southern (12/22/14)
Turnovers: — 4, four times
Minutes Played: — 33 at South Carolina (11/18/14)

MISCELLANEOUS

	GAMES	BU W-L
Double-Figure Points:	8	7-1
Double-Figure Rebounds:	1	1-0
Double-Doubles:	1	1-0
20+ Points:	2	1-1
2+ Blocks:	10	7-3
Led team in Points:	4	3-1
Led team in Rebounds:	1	1-0
Led team in Blocks:	14	10-4
Led team in Assists:	1	1-0

MOTLEY NOTEBOOK

- **Big 12 Ranks:** 7th blocks (1.4), 10th offensive rebounds (2.2)
- Has 41 blocks in last 24 games after blocking 5 shots over first 9 collegiate games
- Started all 33 games, but has played 25+ minutes only 11 times, including 3 of last 17 games
- Named Big 12 Newcomer of the Week on Dec. 29, after 19 points, 6 blocks, 5 rebounds vs. Southern
- Added 20 pounds of muscle while sitting out 2013-14 as redshirt; practiced against Isaiah Austin, Cory Jefferson and Rico Gathers
- Scored career-high 24 points in Big 12 debut at No. 18 Oklahoma (1/3/15)
- Posted first career double-double with 22 points and 11 rebounds (8 offensive) in just 23 minutes vs. Texas A&M (12/9)
- Had 13 1st-half points at South Carolina (11/18) and had crucial tip-in to give Baylor 5-point lead with 54 seconds left in game
- First redshirt freshman to start in first game played at Baylor since Mamadou Diene in 2005-06
- Ranked No. 83 player in 2013 recruiting class by *247Sports.com*; No. 17 among power forwards
- Draws comparisons to former teammate Cory Jefferson, who came to BU with similar build and skill set in 2009

2014-15 GAME-BY-GAME

OPPONENT	DATE	GS	MIN	FG	3FG	FT	OR-DR	TR	PF	A	T	B	S	PTS
McNeese State	11/14	*	26	4-9	1-2	1-3	0-4	4	0	1	1	0	0	10
at South Carolina	11/18	*	33	6-9	0-1	5-5	2-3	5	4	1	1	0	0	17
Prairie View A&M	11/21	*	21	1-5	0-1	4-6	3-2	5	1	0	1	0	0	6
Stephen F. Austin	11/24	*	21	4-10	0-1	0-3	0-1	1	5	0	1	1	0	8
vs. Memphis	11/27	*	23	2-7	0-1	3-4	2-3	5	2	1	1	1	0	7
vs. Illinois	11/28	*	29	2-7	1-2	0-0	1-4	5	2	1	4	1	1	5
Texas Southern	12/1	*	13	0-3	0-0	0-0	1-2	3	5	1	2	1	2	0
at Vanderbilt	12/4	*	14	0-5	0-1	0-0	2-0	2	5	1	2	1	0	0
Texas A&M	12/9	*	23	9-16	0-0	4-6	8-3	11	2	0	2	0	0	22
New Mexico State	12/17	*	27	5-11	0-0	6-7	5-0	5	4	1	0	5	1	16
Southern	12/22	*	29	6-10	1-2	6-8	3-2	5	3	1	3	6	1	19
Norfolk State	12/30	*	18	3-10	0-0	1-4	5-2	7	3	2	1	4	0	7
at Oklahoma	1/3	*	26	9-12	0-1	6-8	1-3	4	4	0	1	1	0	24
Kansas	1/7	*	31	1-5	0-1	0-0	2-6	8	2	1	2	3	0	2
at TCU	1/10	*	24	2-10	0-0	4-6	1-0	1	3	0	2	1	0	8
Iowa State	1/14	*	25	7-13	0-0	0-0	6-1	7	4	4	3	2	1	14
at Kansas State	1/17	*	17	2-6	0-0	1-3	1-4	5	3	0	4	2	0	5
Huston-Tillotson	1/21	*	23	2-5	0-0	0-2	2-4	6	3	0	4	5	0	4
Oklahoma	1/24	*	18	1-4	0-0	0-0	1-2	3	1	1	4	2	0	2
at Oklahoma State	1/27	*	20	1-7	0-0	3-4	1-0	1	2	1	0	1	2	5
Texas	1/31	*	25	4-7	0-0	5-6	2-1	3	0	0	3	0	0	13
TCU	2/4	*	14	3-4	0-0	0-0	0-1	1	4	0	0	0	0	6
at West Virginia	2/7	*	17	2-7	0-0	3-5	1-2	3	5	1	0	3	1	7
Oklahoma State	2/9	*	15	2-3	0-0	1-2	1-0	1	2	0	2	0	0	5
at Kansas	2/14	*	21	1-4	0-0	2-2	1-2	3	3	1	2	0	0	4
at Texas Tech	2/17	*	17	2-5	0-1	1-2	2-1	3	2	0	1	0	0	5
Kansas State	2/21	*	20	1-8	0-0	0-1	7-2	9	2	1	0	1	0	2
at Iowa State	2/25	*	28	3-6	0-0	1-4	3-3	6	1	1	1	1	1	7
West Virginia	2/28	*	21	3-5	0-0	1-2	0-1	1	3	0	0	1	2	7
at Texas	3/2	*	21	3-7	0-0	0-0	1-3	4	3	0	1	0	2	6
Texas Tech	3/6	*	7	0-1	0-0	0-0	1-0	1	1	0	0	0	0	0
vs. West Virginia	3/12	*	17	4-7	0-0	1-1	3-2	5	4	0	2	1	0	9
vs. Kansas	3/13	*	27	2-8	0-1	1-2	4-2	6	3	1	1	2	1	5
vs. Georgia State	3/19													

CAREER STATISTICS

ALL GAMES

YEAR	GP-GS	MIN-AVG	FG-A	PCT	3FG-A	PCT	FT-A	PCT	OFF-DEF-TOT	AVG	PF-D	A	TO	B	S	TP	AVG
2014-15	33-33	711-21.5	97-236	.411	3-15	.200	60-96	.625	73-66-139	4.2	94-4	22	52	46	14	257	7.8
Career	33-33	711-21.5	97-236	.411	3-15	.200	60-96	.625	73-66-139	4.2	94-4	22	52	46	14	257	7.8



PLAYERS



O'NEALE NOTEBOOK

- **Big 12 Ranks:** 3rd ast-to ratio (2.2), 11th rebounding (5.8), 8th assists (3.5), 7th minutes (33.0)
- **Last 13 Games:** 11.5 ppg, 5.2 rpg, 3.9 apg, 34.2 mpg, more steals (20) than turnovers (19)
- Has started 62 consecutive games against Division I teams (rested Jan. 21 vs. Huston-Tillotson)
- Became first player in Baylor history to record 200+ rebounds (205) and 100+ assists (110) in same season in 2013-14
- Has scored 1,259 points over 4 seasons of Division I basketball (first 2 years at University of Denver)
- 31 career Division I games touching all 5 stat categories (points, rebounds, assists, blocks, steals)
- Posted career-high 23 points on only 9 shots in 25 minutes against Norfolk State (12/30/14)
- Tied then-career high with 22 points on 9-of-11 shooting (4-of-5 3FGs), added 3 assists in 3-point win at Vanderbilt (12/4/14)
- Has recorded 9 career double-doubles — 4 at Baylor, 5 at Denver
- Averaged 8.6 ppg, 8.3 rpg and 3.6 apg over 7 postseason games last season
- Had career day with 22 points (8-8 FG, 4-4 3FG, 2-2 FT), 6 boards, 6 assists and 0 turnovers in 29 minutes at WVU (2/22/14)

00 — ROYCE O'NEALE

F • 6-6 • 215 • SR. • 1L
KILLEEN, TEXAS (DENVER)

SEASON HIGHS

Points: — 23 vs. Norfolk State (12/30/14)
 FG: — 9 at Vanderbilt (12/4/14)
 FGA: — 14 vs. Texas (1/31/15)
 3FG: — 5 vs. Norfolk State (12/30/14)
 3FGA: — 6, three times
 FT: — 9 vs. West Virginia (3/12/15)
 FTA: — 10 vs. West Virginia (3/12/15)
 Rebounds: — 14 vs. SFA (11/24/14)
 Assists: — 7 at South Carolina (11/18/14); vs. West Virginia (2/28/15)
 Steals: — 4 at West Virginia (2/7/15)
 Blocks: — 2 vs. SFA (11/24/14); vs. West Virginia (2/28/15)
 Turnovers: — 4 vs. PVAMU (11/21/14); vs. Texas Tech (3/6/15)
 Minutes Played: — 42 at Texas (3/2/15)

CAREER HIGHS

Points: — 23 vs. Norfolk State (12/30/14)
 FG: — 9 at Vanderbilt (12/4/14)
 FGA: — 12 vs. Texas Tech (3/11/14)
 3FG: — 5 vs. Norfolk State (12/30/14)
 3FGA: — 6 vs. Memphis (11/27/14); vs. Norfolk State (12/30/14)
 FT: — 9 vs. West Virginia (3/12/15)
 FTA: — 10 vs. West Virginia (3/12/15)
 Rebounds: — 14 vs. SFA (11/24/14)
 Assists: — 8 vs. Creighton (3/23/14)
 Steals: — 4 at West Virginia (2/7/15)
 Blocks: — 2, three times
 Turnovers: — 5 vs. Syracuse (11/27/13)
 Minutes Played: — 42 at Texas (3/2/15)

MISCELLANEOUS

	SEASON	CAREER	BU W-L
Double-Figure Points:	14	24	22-2
Double-Figure Rebounds:	2	8	8-0
Double-Doubles:	1	4	4-0
20+ Points:	3	4	4-0
5+ Assists:	8	14	10-4
2+ Blocks:	2	3	3-0
Led team in Points:	4	7	7-0
Led team in Rebounds:	4	8	6-2
Led team in Assists:	9	17	11-6
Led team in Blocks:	3	4	3-1

2014-15 GAME-BY-GAME

OPPONENT	DATE	GS	MIN	FG	3FG	FT	OR-DR	TR	PF	A	T	B	S	PTS
McNeese State	11/14	*	17	1-6	0-4	0-2	2-5	7	2	3	1	0	0	2
at South Carolina	11/18	*	34	2-4	0-2	5-6	3-4	7	1	7	1	0	1	9
Prairie View A&M	11/21	*	27	2-5	1-2	0-2	0-10	10	3	3	4	1	3	5
Stephen F. Austin	11/24	*	38	7-9	2-4	3-3	3-11	14	2	5	1	2	2	19
vs. Memphis	11/27	*	31	6-9	4-6	0-0	2-4	6	2	3	3	0	0	16
vs. Illinois	11/28	*	27	3-9	1-5	2-3	1-2	3	4	2	1	0	1	9
Texas Southern	12/1	*	22	2-7	2-5	2-2	1-3	4	4	1	1	0	1	8
at Vanderbilt	12/4	*	33	9-11	4-5	0-0	0-4	4	2	3	1	0	1	22
Texas A&M	12/9	*	27	1-5	0-1	1-2	2-3	5	3	4	2	0	0	3
New Mexico State	12/17	*	32	3-10	0-2	0-0	4-2	6	3	4	1	0	0	6
Southern	12/22	*	34	2-6	0-1	4-5	1-7	8	2	2	3	0	2	8
Norfolk State	12/30	*	25	7-9	5-6	4-5	2-2	4	0	3	1	0	0	23
at Oklahoma	1/3	*	32	0-5	0-3	4-4	2-3	5	3	3	0	0	1	4
Kansas	1/7	*	27	1-7	1-2	0-1	1-3	4	3	3	1	0	0	3
at TCU	1/10	*	40	1-6	0-2	5-5	1-4	5	3	4	1	0	1	7
Iowa State	1/14	*	36	6-8	3-5	0-0	4-2	6	3	3	0	1	1	15
at Kansas State	1/17	*	34	2-5	1-4	1-1	3-3	6	1	5	3	0	2	6
Huston-Tillotson	1/21			--- DNP ---										
Oklahoma	1/24	*	31	4-5	2-2	0-0	2-3	5	2	2	3	0	1	10
at Oklahoma State	1/27	*	32	0-4	0-0	0-0	4-4	8	2	0	3	0	1	0
Texas	1/31	*	32	7-14	2-5	4-6	5-3	8	3	5	1	0	0	20
TCU	2/4	*	28	4-7	1-3	3-3	2-1	3	1	3	1	0	1	12
at West Virginia	2/7	*	35	5-7	1-2	4-4	1-5	6	2	4	2	1	4	15
Oklahoma State	2/9	*	34	3-6	0-0	3-5	0-6	6	4	6	2	1	2	9
at Kansas	2/14	*	38	1-8	1-3	2-2	4-5	9	3	6	0	0	2	5
at Texas Tech	2/17	*	35	3-7	3-5	0-0	0-6	6	1	1	3	1	1	9
Kansas State	2/21	*	31	4-6	2-3	0-0	2-2	4	2	4	0	1	1	10
at Iowa State	2/25	*	31	3-5	2-4	2-2	0-2	2	3	4	1	0	0	10
West Virginia	2/28	*	34	5-9	4-6	4-7	1-3	4	1	7	1	2	2	18
at Texas	3/2	*	42	2-5	1-2	2-4	5-2	7	0	2	2	0	3	7
Texas Tech	3/6	*	35	3-7	2-5	2-2	2-2	4	3	3	4	1	1	10
vs. West Virginia	3/12	*	31	3-6	1-2	9-10	3-2	5	4	5	0	0	1	16
vs. Kansas	3/13	*	38	3-12	0-5	2-2	2-2	4	3	1	2	0	2	8
vs. Georgia State	3/19													

CAREER STATISTICS

YEAR	ALL GAMES (AT BAYLOR)																
	GP-GS	MIN-AVG	FG-A	PCT	3FG-A	PCT	FT-A	PCT	OFF-DEF-TOT	AVG	PF-D	A	TO	B	S	TP	AVG
2013-14	38-31	1038-27.3	92-177	.520	29-62	.468	57-94	.606	74-131-205	5.4	88-0	110	63	7	34	270	7.1
2014-15	32-32	1023-32.0	105-229	.459	46-106	.434	68-88	.773	65-120-185	5.8	75-0	111	50	11	38	324	10.1
Career	70-63	2061-29.4	197-406	.485	75-168	.446	125-182	.687	139-251-390	5.6	163-0	221	113	18	72	594	8.5

CAREER STATISTICS

YEAR	NCAA POSTSEASON GAMES																
	GP-GS	MIN-AVG	FG-A	PCT	3FG-A	PCT	FT-A	PCT	OFF-DEF-TOT	AVG	PF-D	A	TO	B	S	TP	AVG
2012-13 (NIT)	2-2	78-39.0	6-15	.400	1-4	.250	2-3	.667	2-8-10	5.0	5-0	8	6	4	3	15	7.5
2013-14 (NCAA)	3-3	93-31.0	5-14	.357	2-4	.500	4-6	.667	4-16-20	6.7	5-0	16	5	1	4	16	5.3
CAREER	5-5	171-34.2	11-26	.423	3-8	.375	6-9	.667	6-24-30	6.0	10-0	24	11	5	7	31	6.2

PLAYERS



24 — ISHMAIL WAINRIGHT

G/F • 6-5 • 235 • SO. • 1L
KANSAS CITY, MO. (MONTROSE CHRISTIAN (MD.))

SEASON HIGHS

Points: — 7 vs. Huston-Tillotson (1/21/15); vs. West Virginia (3/12/15)
FG: — 2 vs. McNeese State (11/14/14)
FGA: — 5 vs. Huston-Tillotson (1/21/15)
3FG: — 1 vs. NMSU (12/17/14); vs. Huston-Tillotson (1/21/15)
3FGA: — 4 vs. Huston-Tillotson (1/21/15)
FT: — 5 vs. West Virginia (3/12/15)
FTA: — 6 vs. West Virginia (3/12/15)
Rebounds: — 6 vs. West Virginia (3/12/15)
Assists: — 5 vs. McNeese State (11/14/14)
Steals: — 2 vs. Texas Southern (12/11/14)
Blocks: — 1 vs. Kansas State (2/21/15)
Turnovers: — 2, three times
Minutes Played: — 23 vs. Huston-Tillotson (1/21/15)

CAREER HIGHS

Points: — 9 vs. Hardin-Simmons (12/1/13)
FG: — 4 vs. Hardin-Simmons (12/1/13)
FGA: — 6 vs. Hardin-Simmons (12/1/13)
3FG: — 1, five times
3FGA: — 4 vs. Huston-Tillotson (1/21/15)
FT: — 5 vs. West Virginia (3/12/15)
FTA: — 6 vs. Texas (1/25/14); vs. West Virginia (3/12/15)
Rebounds: — 6 vs. West Virginia (3/12/15)
Assists: — 7 vs. Oral Roberts (12/30/13)
Steals: — 2, three times
Blocks: — 1 vs. Texas (1/25/14); vs. Kansas State (2/21/15)
Turnovers: — 4 vs. Syracuse (11/27/13)
Minutes Played: — 23 vs. Hardin-Simmons (12/1/13); vs. HT (1/21/15)

MISCELLANEOUS

	SEASON	CAREER	BU W-L
Double-Figure Points:	—	—	—
Double-Figure Rebounds:	—	—	—
Double-Doubles:	—	—	—
5+ Rebounds:	3	5	5-0
5+ Assists:	1	4	4-0
Led team in Points:	—	—	—
Led team in Rebounds:	—	—	—
Led team in Assists:	1	6	5-1

WAINRIGHT NOTEBOOK

- Physically imposing guard/forward, capable of playing anywhere from point guard to power forward
- Has played combined 89 minutes off bench in last 12 games
- Defensive specialist and skilled passer, has played as reserve wing in 30 of 33 games this season
- Has dropped 10 pounds since last season in effort to improve quickness
- Posted career highs with 7 points and 6 rebounds in 15 minutes off bench vs. West Virginia at Big 12 Championship
- Played 20 minutes off bench in season-opener, posting first career 5-5-5 game
- Started at small forward in first seven games as true freshman last season, then moved to reserve role for remainder of season
- Only freshman to play for Bears in 2013-14, as two others redshirted
- Consensus top-75 national recruit, ranked as high as No. 28 in 2013 recruiting class by *ESPN.com*
- Originally from Kansas City, played first two high school seasons at Raytown (Mo.) South High School
- Nickname is "Ish"

2014-15 GAME-BY-GAME

OPPONENT	DATE	GS	MIN	FG	3FG	FT	OR-DR	TR	PF	A	T	B	S	PTS
McNeese State	11/14		20	2-3	0-1	1-2	1-4	5	2	5	2	0	1	5
at South Carolina	11/18		12	0-0	0-0	0-0	0-0	0	2	1	0	0	1	0
Prairie View A&M	11/21		9	1-1	0-0	0-0	0-0	0	1	0	1	0	0	2
Stephen F. Austin	11/24		---	DNP	---									
vs. Memphis	11/27		10	1-3	0-1	1-2	3-0	3	0	1	0	0	0	3
vs. Illinois	11/28		14	1-1	0-0	0-0	1-1	2	1	1	1	0	0	2
Texas Southern	12/1		16	0-1	0-1	4-4	2-2	4	2	2	0	0	2	4
at Vanderbilt	12/4		16	0-1	0-0	0-0	2-2	4	1	0	2	0	0	0
Texas A&M	12/9		15	0-0	0-0	0-2	1-2	3	1	1	0	0	0	0
New Mexico State	12/17		8	1-2	1-1	0-0	0-2	2	1	0	0	0	0	3
Southern	12/22		11	0-0	0-0	3-4	0-1	1	1	1	1	0	0	3
Norfolk State	12/30		11	0-0	0-0	0-1	0-2	2	2	1	1	0	0	0
at Oklahoma	1/3		6	0-1	0-0	0-0	1-0	1	0	0	0	0	0	0
Kansas	1/7		14	0-1	0-0	0-0	1-0	1	0	0	1	0	0	0
at TCU	1/10		7	0-0	0-0	0-0	1-1	2	2	0	0	0	0	0
Iowa State	1/14		2	0-0	0-0	0-0	0-0	0	1	0	0	0	0	0
at Kansas State	1/17		10	0-0	0-0	0-0	0-2	2	1	0	1	0	0	0
Huston-Tillotson	1/21		23	1-5	1-4	4-4	1-1	2	3	4	2	0	0	7
Oklahoma	1/24		---	DNP	---									
at Oklahoma State	1/27		2	0-0	0-0	0-0	0-0	0	0	0	0	0	0	0
Texas	1/31		---	DNP	---									
TCU	2/4		8	0-0	0-0	0-0	1-1	2	2	0	0	0	0	0
at West Virginia	2/7		16	1-3	0-0	0-0	1-4	5	1	1	1	0	0	2
Oklahoma State	2/9		9	1-2	0-1	0-0	1-0	1	1	0	1	0	0	2
at Kansas	2/14		0+	0-0	0-0	0-0	0-0	0	0	0	0	0	0	0
at Texas Tech	2/17		3	0-0	0-0	0-0	0-1	1	1	0	0	0	0	0
Kansas State	2/21		11	0-0	0-0	0-0	1-0	1	1	4	0	1	1	0
at Iowa State	2/25		10	0-1	0-1	0-0	0-1	1	2	0	0	0	0	0
West Virginia	2/28		6	1-1	0-0	0-0	1-0	1	1	0	0	0	0	2
at Texas	3/2		2	0-0	0-0	0-0	0-0	0	0	0	0	0	0	0
Texas Tech	3/6		4	0-0	0-0	0-0	0-0	0	1	1	1	0	0	0
vs. West Virginia	3/12		15	1-2	0-0	5-6	1-5	6	1	1	0	0	1	7
vs. Kansas	3/13		5	0-0	0-0	0-0	0-2	2	1	0	1	0	0	0
vs. Georgia State	3/19													

CAREER STATISTICS

YEAR	GP-GS	MIN-AVG	FG-A	PCT	3FG-A	PCT	FT-A	PCT	OFF-DEF-TOT	AVG	PF-D	A	TO	B	S	TP	AVG
2013-14	32-7	291-9.1	21-48	.438	3-10	.300	16-32	.500	20-27-47	1.5	46-1	34	25	1	9	61	1.9
2014-15	30-0	295-9.8	11-28	.393	2-10	.200	18-25	.720	20-34-54	1.8	33-0	24	16	1	6	42	1.4
Career	62-7	586-9.5	32-76	.421	5-20	.250	34-57	.596	40-61-101	1.6	79-1	58	41	2	15	103	1.7

CAREER STATISTICS

YEAR	GP-GS	MIN-AVG	FG-A	PCT	3FG-A	PCT	FT-A	PCT	OFF-DEF-TOT	AVG	PF-D	A	TO	B	S	TP	AVG
2013-14 (NCAA)	3-0	4-1.3	1-1	1.000	0-0	.000	1-2	.500	0-0-0	0.0	1-0	0	0	0	1	3	1.0
CAREER	3-0	4-1.3	1-1	1.000	0-0	.000	1-2	.500	0-0-0	0.0	1-0	0	0	0	1	3	1.0

CAREER NCAA/NIT POSTSEASON STATISTICS

KENNY CHERY

BAYLOR

YEAR	GP-GS	MIN-AVG	FG-A	PCT	3FG-A	PCT	FT-A	PCT	OFF-DEF-TOT	AVG	PF-D	A	TO	B	S	TP	AVG
2013-14 (NCAA)	3-3	85-28.3	8-26	.308	5-8	.625	13-14	.929	2-11-13	4.3	8-0	5	7	0	0	34	11.3
CAREER	3-3	85-28.3	8-26	.308	5-8	.625	13-14	.929	2-11-13	4.3	8-0	5	7	0	0	34	11.3

RICO GATHERS

BAYLOR

YEAR	GP-GS	MIN-AVG	FG-A	PCT	3FG-A	PCT	FT-A	PCT	OFF-DEF-TOT	AVG	PF-D	A	TO	B	S	TP	AVG
2012-13 (NIT)	5-0	78-15.6	11-18	.611	0-0	.000	2-4	.500	8-20-28	5.6	10-0	1	6	3	0	24	4.8
2013-14 (NCAA)	3-0	53-17.7	8-13	.615	0-0	.000	3-6	.500	3-14-17	5.7	6-0	1	3	0	0	19	6.3
CAREER	8-0	131-16.4	19-31	.613	0-0	.000	5-10	.500	11-34-45	5.6	16-0	2	9	3	0	43	5.4

JOHN HEARD

BAYLOR

YEAR	GP-GS	MIN-AVG	FG-A	PCT	3FG-A	PCT	FT-A	PCT	OFF-DEF-TOT	AVG	PF-D	A	TO	B	S	TP	AVG
2013-14 (NCAA)	3-0	2-0.7	0-0	.000	0-0	.000	0-0	.000	0-0-0	0.0	1-0	0	0	0	0	0	0.0
CAREER	3-0	2-0.7	0-0	.000	0-0	.000	0-0	.000	0-0-0	0.0	1-0	0	0	0	0	0	0.0

ROYCE O'NEALE

DENVER/BAYLOR

YEAR	GP-GS	MIN-AVG	FG-A	PCT	3FG-A	PCT	FT-A	PCT	OFF-DEF-TOT	AVG	PF-D	A	TO	B	S	TP	AVG
2012-13 (NIT)	2-2	78-39.0	6-15	.400	1-4	.250	2-3	.667	2-8-10	5.0	5-0	8	6	4	3	15	7.5
2013-14 (NCAA)	3-3	93-31.0	5-14	.357	2-4	.500	4-6	.667	4-16-20	6.7	5-0	16	5	1	4	16	5.3
CAREER	5-5	171-34.2	11-26	.423	3-8	.375	6-9	.667	6-24-30	6.0	10-0	24	11	5	7	31	6.2

TAUREAN PRINCE

BAYLOR

YEAR	GP-GS	MIN-AVG	FG-A	PCT	3FG-A	PCT	FT-A	PCT	OFF-DEF-TOT	AVG	PF-D	A	TO	B	S	TP	AVG
2012-13 (NIT)	4-0	34-8.5	10-15	.667	1-1	1.000	1-2	.500	4-8-12	3.0	7-0	0	4	0	2	22	5.5
2013-14 (NCAA)	3-0	30-10.0	0-2	.000	0-1	.000	5-6	.833	2-3-5	1.7	3-0	0	1	0	2	5	1.7
CAREER	7-0	64-9.1	10-17	.588	1-2	.500	6-8	.750	6-11-17	2.4	10-0	0	5	0	4	27	3.9

ISHMAIL WAINRIGHT

BAYLOR

YEAR	GP-GS	MIN-AVG	FG-A	PCT	3FG-A	PCT	FT-A	PCT	OFF-DEF-TOT	AVG	PF-D	A	TO	B	S	TP	AVG
2013-14 (NCAA)	3-0	4-1.3	1-1	1.000	0-0	.000	1-2	.500	0-0-0	0.0	1-0	0	0	0	1	3	1.0
CAREER	3-0	4-1.3	1-1	1.000	0-0	.000	1-2	.500	0-0-0	0.0	1-0	0	0	0	1	3	1.0



STATISTICS



OVERALL STATISTICS

2014-15 BAYLOR BASKETBALL
Baylor Combined Team Statistics (as of Mar 15, 2015)
All games

RECORD:	OVERALL	HOME	AWAY	NEUTRAL
ALL GAMES	24-9	16-2	6-5	2-2
CONFERENCE	11-7	7-2	4-5	0-0
NON-CONFERENCE	13-2	9-0	2-0	2-2

#	Player	gp-gs	min	avg	Total		3-Point		F-Throw		Rebounds				pf	dq	a	to	blk	stl	pts	avg			
					fg-fga	fg%	3fg-fga	3fg%	ft-fa	ft%	off	def	tot	avg											
21	Prince, Taurean	32-6	839	26.2	162-345	.470	58-147	.395	59-95	.621	57	112	169	5.3	67	2	42	62	29	49	441	13.8			
02	Gathers, Rico	33-33	982	29.8	131-284	.461	0-0	.000	123-200	.615	160	224	384	11.6	88	1	16	35	34	40	385	11.7			
01	Chery, Kenny	28-27	906	32.4	104-272	.382	51-134	.381	59-71	.831	13	76	89	3.2	46	0	113	72	0	39	318	11.4			
00	O'Neale, Royce	32-32	1023	32.0	105-229	.459	46-106	.434	68-88	.773	65	120	185	5.8	75	0	111	50	11	38	324	10.1			
35	Motley, Johnathan	33-33	711	21.5	97-236	.411	3-15	.200	60-96	.625	73	66	139	4.2	94	4	22	52	46	14	257	7.8			
11	Medford, Lester	33-33	970	29.4	86-219	.393	46-118	.390	36-58	.621	11	37	48	1.5	81	3	104	56	3	51	254	7.7			
25	Freeman, Al	33-1	573	17.4	55-129	.426	20-62	.323	33-47	.702	16	48	64	1.9	29	0	31	38	0	10	163	4.9			
45	Deng, Deng	23-0	203	8.8	29-56	.518	0-3	.000	8-16	.500	14	33	47	2.0	22	0	5	21	6	9	66	2.9			
31	Maston, T.J.	11-0	36	3.3	8-15	.533	0-0	.000	3-4	.750	5	5	10	0.9	5	0	1	3	1	2	19	1.7			
24	Wainright, Ishmail	30-0	295	9.8	11-28	.393	2-10	.200	18-25	.720	20	34	54	1.8	33	0	24	16	1	6	42	1.4			
33	Mills, Austin	16-0	97	6.1	5-14	.357	2-8	.250	9-10	.900	0	4	4	0.3	10	0	14	5	0	3	21	1.3			
13	Heard, John	7-0	15	2.1	1-4	.250	1-4	.250	0-0	.000	0	4	4	0.6	2	0	0	0	0	0	3	0.4			
Team											51	45	96												3
Total.....		33	6650		794-1831	.434	229-607	.377	476-710	.670	485	808	1293	39.2	552	10	483	413	131	261	2293	69.5			
Opponents.....		33	6650		716-1782	.402	191-637	.300	368-570	.646	367	663	1030	31.2	600	13	500	404	134	211	1991	60.3			

TEAM STATISTICS

	BU	OPP
SCORING	2293	1991
Points per game	69.5	60.3
Scoring margin	+9.2	-
FIELD GOALS-ATT	794-1831	716-1782
Field goal pct	.434	.402
3 POINT FG-ATT	229-607	191-637
3-point FG pct	.377	.300
3-pt FG made per game	6.9	5.8
FREE THROWS-ATT	476-710	368-570
Free throw pct	.670	.646
F-Throws made per game	14.4	11.2
REBOUNDS	1293	1030
Rebounds per game	39.2	31.2
Rebounding margin	+8.0	-
ASSISTS	483	500
Assists per game	14.6	15.2
TURNOVERS	413	404
Turnovers per game	12.5	12.2
Turnover margin	-0.3	-
Assist/turnover ratio	1.2	1.2
STEALS	261	211
Steals per game	7.9	6.4
BLOCKS	131	134
Blocks per game	4.0	4.1
ATTENDANCE	119691	169755
Home games-Avg/Game	18-6650	11-10983
Neutral site-Avg/Game	-	4-12236

Score by Periods

	1st	2nd	OT	Totals
Baylor	1117	1158	18	2293
Opponents	911	1067	13	1991

Date	Opponent	Score	Att.
11/14/14	MCNEESE STATE	w 80-39	6158
! 11/18/14	at South Carolina	w 69-65	13291
11/21/14	PRAIRIE VIEW A&M	w 60-45	5208
11/24/14	SFA	w 67-51	5503
11/27/14	vs Memphis	w 71-47	5500
11/28/14	vs Illinois	L 54-62	5500
12/1/14	TEXAS SOUTHERN	w 75-49	4286
! 12/4/14	at Vanderbilt	w 66-63	7740
12/9/14	TEXAS A&M	w 77-63	7265
12/17/14	NEW MEXICO STATE	w 66-55	4787
12/22/14	SOUTHERN	w 70-66	5379
12/30/14	NORFOLK STATE	w 92-51	5138
* 1/3/15	at Oklahoma	L 63-73	12322
* 1/7/15	KANSAS	L 55-56	7088
* 1/10/15	at TCU	Wot 66-59	5388
* 1/14/15	IOWA STATE	w 74-73	6576
* 1/17/15	at Kansas State	L 61-63	12528
1/21/15	HUSTON-TILLOTSON	w 81-61	4760
* 1/24/15	OKLAHOMA	w 69-58	8753
* 1/27/15	at Oklahoma State	L 53-64	7364
* 1/31/15	TEXAS	w 83-60	9680
* 2/4/15	TCU	w 77-57	5405
* 2/7/15	at West Virginia	w 87-69	12783
* 2/9/15	OKLAHOMA STATE	L 65-74	6720
* 2/14/15	at Kansas	L 64-74	16300
* 2/17/15	at Texas Tech	w 54-49	6572
* 2/21/15	KANSAS STATE	w 69-42	8046
* 2/25/15	at Iowa State	w 79-70	14384
* 2/28/15	WEST VIRGINIA	w 78-66	9385
* 3/2/15	at Texas	Lot 59-61	12139
* 3/6/15	TEXAS TECH	w 77-74	9554
3/12/15	vs West Virginia	w 80-70	18972
3/13/15	vs Kansas	L 52-62	18972

* = Conference game

! = ESPN College Hoops Tip-Off Marathon



BIG 12 STATISTICS

2014-15 BAYLOR BASKETBALL
Baylor Combined Team Statistics (as of Mar 06, 2015)
Conference games

RECORD:	OVERALL	HOME	AWAY	NEUTRAL
ALL GAMES	11-7	7-2	4-5	0-0
CONFERENCE	11-7	7-2	4-5	0-0
NON-CONFERENCE	0-0	0-0	0-0	0-0

#	Player	gp-gs	min	avg	Total		3-Point		F-Throw		Rebounds					pf	dq	a	to	blk	stl	pts	avg		
					fg-fga	fg%	3fg-fga	3fg%	ft-fa	ft%	off	def	tot	avg											
21	Prince, Taurean	18-0	502	27.9	105-222	.473	37-99	.374	34-52	.654	34	66	100	5.6	37	1	24	34	16	29	281	15.6			
01	Chery, Kenny	18-18	595	33.1	73-188	.388	35-92	.380	42-48	.875	9	47	56	3.1	30	0	70	49	0	23	223	12.4			
02	Gathers, Rico	18-18	567	31.5	73-156	.468	0-0	.000	67-109	.615	83	125	208	11.6	44	0	12	18	19	20	213	11.8			
00	O'Neale, Royce	18-18	607	33.7	54-121	.446	26-56	.464	36-46	.783	39	59	98	5.4	40	0	65	28	8	24	170	9.4			
11	Medford, Lester	18-18	521	28.9	40-113	.354	30-67	.448	25-37	.676	3	15	18	1.0	51	3	46	33	0	26	135	7.5			
35	Motley, Johnathan	18-18	367	20.4	47-114	.412	0-3	.000	28-45	.622	32	32	64	3.6	45	1	11	26	18	8	122	6.8			
25	Freeman, Al	18-0	286	15.9	23-49	.469	8-18	.444	13-20	.650	10	23	33	1.8	14	0	14	15	0	6	67	3.7			
33	Mills, Austin	8-0	30	3.8	2-4	.500	1-2	.500	4-4	1.000	0	1	1	0.1	3	0	2	0	0	0	9	1.1			
31	Maston, T.J.	3-0	8	2.7	1-3	.333	0-0	.000	0-0	.000	1	2	3	1.0	4	0	0	1	0	0	2	0.7			
45	Deng, Deng	10-0	51	5.1	2-9	.222	0-1	.000	1-4	.250	4	6	10	1.0	7	0	0	8	0	3	5	0.5			
24	Wainright, Ishmail	16-0	110	6.9	3-9	.333	0-2	.000	0-0	.000	8	10	18	1.1	14	0	6	5	1	1	6	0.4			
13	Heard, John	3-0	6	2.0	0-0	.000	0-0	.000	0-0	.000	0	1	1	0.3	1	0	0	0	0	0	0	0.0			
Team											29	29	58						2						
Total.....		18	3650		423-988	.428	137-340	.403	250-365	.685	252	416	668	37.1	290	5	250	219	62	140	1233	68.5			
Opponents.....		18	3650		415-989	.420	111-356	.312	201-305	.659	210	366	576	32.0	313	5	296	201	80	114	1142	63.4			

TEAM STATISTICS	BU	OPP	Date	Opponent	Score	Att.	
SCORING	1233	1142	* 1/3/15	at Oklahoma	L	63-73	12322
Points per game	68.5	63.4	* 1/7/15	KANSAS	L	55-56	7088
Scoring margin	+5.1	-	* 1/10/15	at TCU	Wot	66-59	5388
FIELD GOALS-ATT	423-988	415-989	* 1/14/15	IOWA STATE	W	74-73	6576
Field goal pct	.428	.420	* 1/17/15	at Kansas State	L	61-63	12528
3 POINT FG-ATT	137-340	111-356	* 1/24/15	OKLAHOMA	W	69-58	8753
3-point FG pct	.403	.312	* 1/27/15	at Oklahoma State	L	53-64	7364
3-pt FG made per game	7.6	6.2	* 1/31/15	TEXAS	W	83-60	9680
FREE THROWS-ATT	250-365	201-305	* 2/4/15	TCU	W	77-57	5405
Free throw pct	.685	.659	* 2/7/15	at West Virginia	W	87-69	12783
F-Throws made per game	13.9	11.2	* 2/9/15	OKLAHOMA STATE	L	65-74	6720
REBOUNDS	668	576	* 2/14/15	at Kansas	L	64-74	16300
Rebounds per game	37.1	32.0	* 2/17/15	at Texas Tech	W	54-49	6572
Rebounding margin	+5.1	-	* 2/21/15	KANSAS STATE	W	69-42	8046
ASSISTS	250	296	* 2/25/15	at Iowa State	W	79-70	14384
Assists per game	13.9	16.4	* 2/28/15	WEST VIRGINIA	W	78-66	9385
TURNOVERS	219	201	* 3/2/15	at Texas	Lot	59-61	12139
Turnovers per game	12.2	11.2	* 3/6/15	TEXAS TECH	W	77-74	9554
Turnover margin	-1.0	-					
Assist/turnover ratio	1.1	1.5	* = Conference game				
STEALS	140	114	! = ESPN College Hoops Tip-Off Marathon				
Steals per game	7.8	6.3					
BLOCKS	62	80					
Blocks per game	3.4	4.4					
ATTENDANCE	71207	99780					
Home games-Avg/Game	9-7912	9-11087					
Neutral site-Avg/Game	-	0-0					

Score by Periods	1st	2nd	OT	Totals
Baylor	622	593	18	1233
Opponents	514	615	13	1142



NON-CONFERENCE STATISTICS

2014-15 BAYLOR BASKETBALL
Baylor Combined Team Statistics (as of Mar 15, 2015)
Non-Conference

RECORD:	OVERALL	HOME	AWAY	NEUTRAL
ALL GAMES	12-1	9-0	2-0	1-1
CONFERENCE	0-0	0-0	0-0	0-0
NON-CONFERENCE	12-1	9-0	2-0	1-1

#	Player	gp-gs	min	avg	Total		3-Point		F-Throw		Rebounds					pts	avg							
					fg-fga	fg%	3fg-fga	3fg%	ft-fa	ft%	off	def	tot	avg	pf			dq	a	to	blk	stl		
21	Prince, Taurean	12-6	286	23.8	49-103	.476	18-36	.500	24-41	.585	23	42	65	5.4	21	0	16	22	12	14	140	11.7		
02	Gathers, Rico	13-13	358	27.5	51-114	.447	0-0	.000	44-72	.611	69	85	154	11.8	37	0	4	11	13	17	146	11.2		
00	O'Neale, Royce	12-12	347	28.9	45-90	.500	19-43	.442	21-30	.700	21	57	78	6.5	28	0	40	20	3	11	130	10.8		
35	Motley, Johnathan	13-13	300	23.1	44-107	.411	3-11	.273	30-48	.625	34	30	64	4.9	42	3	10	23	25	5	121	9.3		
01	Chery, Kenny	8-7	240	30.0	23-63	.365	12-32	.375	12-15	.800	3	21	24	3.0	12	0	35	21	0	14	70	8.8		
11	Medford, Lester	13-13	385	29.6	39-93	.419	16-47	.340	11-21	.524	8	20	28	2.2	24	0	57	19	2	21	105	8.1		
25	Freeman, Al	13-1	263	20.2	31-76	.408	12-42	.286	20-27	.741	6	25	31	2.4	13	0	15	20	0	3	94	7.2		
45	Deng, Deng	13-0	152	11.7	27-47	.574	0-2	.000	7-12	.583	10	27	37	2.8	15	0	5	13	6	6	61	4.7		
24	Wainright, Ishmail	12-0	165	13.8	7-17	.412	2-8	.250	13-19	.684	11	17	28	2.3	17	0	17	10	0	4	29	2.4		
31	Maston, T.J.	8-0	28	3.5	7-12	.583	0-0	.000	3-4	.750	4	3	7	0.9	1	0	1	2	1	2	17	2.1		
33	Mills, Austin	8-0	67	8.4	3-10	.300	1-6	.167	5-6	.833	0	3	3	0.4	7	0	12	5	0	3	12	1.5		
13	Heard, John	4-0	9	2.3	1-4	.250	1-4	.250	0-0	.000	0	3	3	0.8	1	0	0	0	0	0	3	0.8		
Team											21	16	37						1					
Total.....		13	2600		327-736	.444	84-231	.364	190-295	.644	210	349	559	43.0	218	3	212	167	62	100	928	71.4		
Opponents.....		13	2600		256-691	.370	68-245	.278	137-220	.623	135	252	387	29.8	247	7	174	171	47	81	717	55.2		

TEAM STATISTICS

	BU	OPP
SCORING	928	717
Points per game	71.4	55.2
Scoring margin	+16.2	-
FIELD GOALS-ATT	327-736	256-691
Field goal pct	.444	.370
3 POINT FG-ATT	84-231	68-245
3-point FG pct	.364	.278
3-pt FG made per game	6.5	5.2
FREE THROWS-ATT	190-295	137-220
Free throw pct	.644	.623
F-Throws made per game	14.6	10.5
REBOUNDS	559	387
Rebounds per game	43.0	29.8
Rebounding margin	+13.2	-
ASSISTS	212	174
Assists per game	16.3	13.4
TURNOVERS	167	171
Turnovers per game	12.8	13.2
Turnover margin	+0.3	-
Assist/turnover ratio	1.3	1.0
STEALS	100	81
Steals per game	7.7	6.2
BLOCKS	62	47
Blocks per game	4.8	3.6
ATTENDANCE	48484	32031
Home games-Avg/Game	9-5387	2-10516
Neutral site-Avg/Game	-	2-5500

Date	Opponent		Score	Att.
11/14/14	MCNEESE STATE	w	80-39	6158
! 11/18/14	at South Carolina	w	69-65	13291
11/21/14	PRAIRIE VIEW A&M	w	60-45	5208
11/24/14	SFA	w	67-51	5503
11/27/14	vs Memphis	w	71-47	5500
11/28/14	vs Illinois	L	54-62	5500
12/1/14	TEXAS SOUTHERN	w	75-49	4286
! 12/4/14	at Vanderbilt	w	66-63	7740
12/9/14	TEXAS A&M	w	77-63	7265
12/17/14	NEW MEXICO STATE	w	66-55	4787
12/22/14	SOUTHERN	w	70-66	5379
12/30/14	NORFOLK STATE	w	92-51	5138
1/21/15	HUSTON-TILLOTSON	w	81-61	4760

* = Conference game

! = ESPN College Hoops Tip-Off Marathon

Score by Periods	1st	2nd	Totals
Baylor	439	489	928
Opponents	335	382	717



BIG 12 CHAMPIONSHIP

2014-15 BAYLOR BASKETBALL
Baylor Combined Team Statistics (as of Mar 13, 2015)
2015 Big 12 Champ

RECORD:	OVERALL	HOME	AWAY	NEUTRAL
ALL GAMES	1-1	0-0	0-0	1-1
CONFERENCE	0-0	0-0	0-0	0-0
NON-CONFERENCE	1-1	0-0	0-0	1-1

##	Player	gp-gs	min	avg	Total		3-Point		F-Throw		Rebounds					pts	avg						
					fg-fga	fg%	3fg-fga	3fg%	ft-fa	ft%	off	def	tot	avg	pf			dq	a	to	blk	stl	
02	Gathers, Rico	2-2	57	28.5	7-14	.500	0-0	.000	12-19	.632	8	14	22	11.0	7	1	0	6	2	3	26	13.0	
01	Chery, Kenny	2-2	71	35.5	8-21	.381	4-10	.400	5-8	.625	1	8	9	4.5	4	0	8	2	0	2	25	12.5	
00	O'Neale, Royce	2-2	69	34.5	6-18	.333	1-7	.143	11-12	.917	5	4	9	4.5	7	0	6	2	0	3	24	12.0	
21	Prince, Taurean	2-0	51	25.5	8-20	.400	3-12	.250	1-2	.500	0	4	4	2.0	9	1	2	6	1	6	20	10.0	
11	Medford, Lester	2-2	64	32.0	7-13	.538	0-4	.000	0-0	.000	0	2	2	1.0	6	0	1	4	1	4	14	7.0	
35	Motley, Johnathan	2-2	44	22.0	6-15	.400	0-1	.000	2-3	.667	7	4	11	5.5	7	0	1	3	3	1	14	7.0	
24	Wainright, Ishmail	2-0	20	10.0	1-2	.500	0-0	.000	5-6	.833	1	7	8	4.0	2	0	1	1	0	1	7	3.5	
25	Freeman, Al	2-0	24	12.0	1-4	.250	0-2	.000	0-0	.000	0	0	0	0.0	2	0	2	3	0	1	2	1.0	
Team											1	0	1										
Total.....		2	400		44-107	.411	8-36	.222	36-50	.720	23	43	66	33.0	44	2	21	27	7	21	132	66.0	
Opponents.....		2	400		45-102	.441	12-36	.333	30-45	.667	22	45	67	33.5	40	1	30	32	7	16	132	66.0	

TEAM STATISTICS	BU	OPP	Date	Opponent	Score	Att.
SCORING	132	132	3/12/15	vs West Virginia	W 80-70	18972
Points per game	66.0	66.0	3/13/15	vs Kansas	L 52-62	18972
Scoring margin	+0.0	-				
FIELD GOALS-ATT	44-107	45-102	* = Conference game			
Field goal pct	.411	.441	! = ESPN College Hoops Tip-Off Marathon			
3 POINT FG-ATT	8-36	12-36				
3-point FG pct	.222	.333				
3-pt FG made per game	4.0	6.0				
FREE THROWS-ATT	36-50	30-45				
Free throw pct	.720	.667				
F-Throws made per game	18.0	15.0				
REBOUNDS	66	67				
Rebounds per game	33.0	33.5				
Rebounding margin	-0.5	-				
ASSISTS	21	30				
Assists per game	10.5	15.0				
TURNOVERS	27	32				
Turnovers per game	13.5	16.0				
Turnover margin	+2.5	-				
Assist/turnover ratio	0.8	0.9				
STEALS	21	16				
Steals per game	10.5	8.0				
BLOCKS	7	7				
Blocks per game	3.5	3.5				
ATTENDANCE	0	37944				
Home games-Avg/Game	0-0	0-0				
Neutral site-Avg/Game	-	2-18972				

Score by Periods	1st	2nd	Totals
Baylor	56	76	132
Opponents	62	70	132

**BAYLOR GAME-BY-GAME**

2014-15 BAYLOR BASKETBALL
Baylor Team Game-by-Game (as of Mar 13, 2015)
All games

TEAM STATISTICS

Opponent	Date	Score		Total		3-Pointers		Free throws		Rebounds				pf	a	t/o	blk	stl	pts	avg
				fg-fga	pct	3fg-fga	pct	ft-fa	pct	off	def	tot	avg							
MCNEESE STATE	11/14/14	80-39	W	30-58	.517	7-22	.318	13-23	.565	14	41	55	55.0	14	23	14	5	7	80	80.0
at South Carolina	11/18/14	69-65	W	21-47	.447	6-18	.333	21-26	.808	8	21	29	42.0	20	10	11	1	6	69	74.5
PRAIRIE VIEW A&M	11/21/14	60-45	W	21-44	.477	4-12	.333	14-24	.583	12	29	41	41.7	13	11	18	3	8	60	69.7
SFA	11/24/14	67-51	W	23-53	.434	6-13	.462	15-24	.625	16	27	43	42.0	16	14	14	8	9	67	69.0
vs Memphis	11/27/14	71-47	W	27-63	.429	11-25	.440	6-10	.600	19	24	43	42.2	15	15	8	2	4	71	69.4
vs Illinois	11/28/14	54-62	L	17-51	.333	5-21	.238	15-25	.600	14	33	47	43.0	18	9	15	3	4	54	66.8
TEXAS SOUTHERN	12/1/14	75-49	W	27-61	.443	7-18	.389	14-25	.560	22	25	47	43.6	18	21	11	6	12	75	68.0
at Vanderbilt	12/4/14	66-63	W	24-53	.453	10-18	.556	8-14	.571	13	20	33	42.2	20	15	14	3	7	66	67.8
TEXAS A&M	12/9/14	77-63	W	29-61	.475	4-15	.267	15-23	.652	17	21	38	41.8	17	15	13	1	9	77	68.8
NEW MEXICO STATE	12/15/14	66-55	W	24-61	.393	7-15	.467	11-21	.524	17	22	39	41.5	18	14	9	7	13	66	68.5
SOUTHERN	12/22/14	70-66	W	22-50	.440	4-14	.286	22-30	.733	14	24	38	41.2	19	15	13	7	8	70	68.6
NORFOLK STATE	12/30/14	92-51	W	34-68	.500	8-19	.421	16-24	.667	23	23	46	41.6	13	28	10	8	11	92	70.6
at Oklahoma	1/3/15	63-73	L	22-59	.373	7-21	.333	12-18	.667	14	21	35	41.1	18	11	11	1	6	63	70.0
KANSAS	1/7/15	55-56	L	18-53	.340	8-15	.533	11-14	.786	17	19	36	40.7	14	10	9	5	4	55	68.9
at TCU	1/10/15	66-59	Wot	17-57	.298	1-12	.083	31-46	.674	22	27	49	41.3	24	5	12	3	8	66	68.7
IOWA STATE	1/14/15	74-73	W	30-70	.429	9-23	.391	5-7	.714	19	25	44	41.4	14	19	9	4	4	74	69.1
at Kansas State	1/17/15	61-63	L	21-55	.382	8-23	.348	11-14	.786	13	17	30	40.8	16	12	15	3	8	61	68.6
HUSTON-TILLOTSON	1/21/15	81-61	W	28-66	.424	5-21	.238	20-26	.769	21	39	60	41.8	17	22	17	8	2	81	69.3
OKLAHOMA	1/24/15	69-58	W	26-52	.500	9-19	.474	8-8	1.000	10	25	35	41.5	10	15	15	4	7	69	69.3
at Oklahoma State	1/27/15	53-64	L	19-55	.345	6-20	.300	9-15	.600	13	22	35	41.2	15	8	13	5	9	53	68.4
TEXAS	1/31/15	83-60	W	30-62	.484	12-22	.545	11-20	.550	17	26	43	41.2	10	24	9	1	6	83	69.1
TCU	2/4/15	77-57	W	26-53	.491	6-12	.500	19-24	.792	14	29	43	41.3	19	19	13	3	9	77	69.5
at West Virginia	2/7/15	87-69	W	28-51	.549	6-15	.400	25-35	.714	11	32	43	41.4	21	12	19	7	11	87	70.3
OKLAHOMA STATE	2/9/15	65-74	L	23-50	.460	3-15	.200	16-24	.667	12	24	36	41.2	19	15	16	4	5	65	70.0
at Kansas	2/14/15	64-74	L	21-56	.375	8-23	.348	14-18	.778	13	20	33	40.8	22	13	12	2	6	64	69.8
at Texas Tech	2/17/15	54-49	W	18-47	.383	8-24	.333	10-13	.769	13	24	37	40.7	13	7	16	2	6	54	69.2
KANSAS STATE	2/21/15	69-42	W	27-55	.491	8-16	.500	7-17	.412	15	21	36	40.5	14	24	10	6	14	69	69.2
at Iowa State	2/25/15	79-70	W	27-59	.458	14-26	.538	11-19	.579	10	21	31	40.2	16	15	9	3	10	79	69.5
WEST VIRGINIA	2/28/15	78-66	W	24-47	.511	8-15	.533	22-33	.667	11	20	31	39.9	16	18	8	6	10	78	69.8
at Texas	3/2/15	59-61	Lot	21-63	.333	7-19	.368	10-16	.625	21	25	46	40.1	12	6	11	2	9	59	69.5
TEXAS TECH	3/6/15	77-74	W	25-44	.568	9-20	.450	18-24	.750	7	18	25	39.6	17	17	12	1	8	77	69.7
vs West Virginia	3/12/15	80-70	W	25-49	.510	4-14	.286	26-34	.765	9	22	31	39.3	21	15	10	2	8	80	70.0
vs Kansas	03/13/15	52-62	L	19-58	.328	4-22	.182	10-16	.625	14	21	35	39.2	23	6	17	5	13	52	69.5
Baylor		2293		794-1831	.434	229-607	.377	476-710	.670	485	808	1293	39.2	552	483	413	131	261	2293	69.5
Opponents		1991		716-1782	.402	191-637	.300	368-570	.646	367	663	1030	31.2	600	500	404	134	211	1991	60.3

Games played: 33
Points/game: 69.5
FG Pct: 43.4
3FG Pct: 37.7
FT Pct: 67.0

Rebounds/game: 39.2
Assists/game: 14.6
Turnovers/game: 12.5
Assist/turnover ratio: 1.2
Steals/game: 7.9
Blocks/game: 4.0



OPPONENT GAME-BY-GAME

2014-15 BAYLOR BASKETBALL
Baylor Opponent Game-by-Game (as of Mar 13, 2015)
All games

OPPONENT STATISTICS

Opponent	Date	Score	W	Total		3-Pointers		Free throws		Rebounds					pf	a	t/o	blk	stl	pts	avg
				fg-fga	pct	3fg-fga	pct	ft-fa	pct	off	def	tot	avg								
MCNEESE STATE	11/14/14	80-39	W	13-62	.210	4-21	.190	9-15	.600	11	17	28	28.0	19	8	10	2	7	39	39.0	
at South Carolina	11/18/14	69-65	W	22-54	.407	5-21	.238	16-19	.842	13	20	33	30.5	21	11	10	3	4	65	52.0	
PRAIRIE VIEW A&M	11/21/14	60-45	W	19-54	.352	5-21	.238	2-7	.286	8	18	26	29.0	21	14	14	1	8	45	49.7	
SFA	11/24/14	67-51	W	18-54	.333	5-26	.192	10-16	.625	13	19	32	29.8	21	13	15	6	6	51	50.0	
vs Memphis	11/27/14	71-47	W	16-47	.340	6-15	.400	9-15	.600	11	21	32	30.2	13	8	14	4	4	47	49.4	
vs Illinois	11/28/14	54-62	L	23-59	.390	6-23	.261	10-18	.556	8	25	33	30.7	20	15	5	2	6	62	51.5	
TEXAS SOUTHERN	12/1/14	75-49	W	17-48	.354	4-21	.190	11-22	.500	13	17	30	30.6	20	12	15	3	7	49	51.1	
at Vanderbilt	12/4/14	66-63	W	21-48	.438	3-17	.176	18-23	.783	10	20	30	30.5	17	11	14	6	8	63	52.6	
TEXAS A&M	12/9/14	77-63	W	22-39	.564	5-14	.357	14-24	.583	1	17	18	29.1	18	16	17	2	6	63	53.8	
NEW MEXICO STATE	12/15/14	66-55	W	21-46	.457	6-12	.500	7-13	.538	8	22	30	29.2	16	19	19	3	6	55	53.9	
SOUTHERN	12/22/14	70-66	W	24-60	.400	6-16	.375	12-17	.706	15	19	34	29.6	21	22	11	4	5	66	55.0	
NORFOLK STATE	12/30/14	92-51	W	18-54	.333	5-17	.294	10-16	.625	15	16	31	29.8	19	11	18	5	6	51	54.7	
at Oklahoma	1/3/15	63-73	L	22-54	.407	8-22	.364	21-25	.840	12	28	40	30.5	16	13	9	2	5	73	56.1	
KANSAS	1/7/15	55-56	L	24-51	.471	5-17	.294	3-6	.500	9	19	28	30.4	17	19	8	7	6	56	56.1	
at TCU	1/10/15	66-59	Wot	21-56	.375	2-13	.154	15-28	.536	14	27	41	31.1	29	11	11	5	5	59	56.3	
IOWA STATE	1/14/15	74-73	W	26-56	.464	10-19	.526	11-19	.579	9	23	32	31.1	13	20	9	6	6	73	57.3	
at Kansas State	1/17/15	61-63	L	23-46	.500	4-11	.364	13-18	.722	8	18	26	30.8	15	17	14	1	8	63	57.6	
HUSTON-TILLOTSON	1/21/15	81-61	W	22-66	.333	8-21	.381	9-15	.600	9	21	30	30.8	21	14	9	6	8	61	57.8	
OKLAHOMA	1/24/15	69-58	W	24-62	.387	6-24	.250	4-7	.571	13	16	29	30.7	11	18	12	4	8	58	57.8	
at Oklahoma State	1/27/15	53-64	L	24-54	.444	9-18	.500	7-9	.778	9	25	34	30.9	13	16	12	8	9	64	58.2	
TEXAS	1/31/15	83-60	W	27-70	.386	5-26	.192	1-3	.333	18	21	39	31.2	18	21	10	7	5	60	58.2	
TCU	2/4/15	77-57	W	20-56	.357	3-11	.273	14-25	.560	14	15	29	31.1	20	14	12	4	7	57	58.2	
at West Virginia	2/7/15	87-69	W	24-66	.364	6-23	.261	15-25	.600	18	17	35	31.3	24	15	16	1	11	69	58.7	
OKLAHOMA STATE	2/9/15	65-74	L	25-54	.463	9-24	.375	15-20	.750	8	19	27	31.1	19	21	7	4	6	74	59.3	
at Kansas	2/14/15	64-74	L	22-47	.468	6-18	.333	24-29	.828	7	25	32	31.2	16	16	10	2	4	74	59.9	
at Texas Tech	2/17/15	54-49	W	17-48	.354	5-24	.208	10-16	.625	10	17	27	31.0	13	9	10	7	10	49	59.5	
KANSAS STATE	2/21/15	69-42	W	18-47	.383	1-16	.063	5-12	.417	10	19	29	30.9	20	12	15	2	7	42	58.8	
at Iowa State	2/25/15	79-70	W	23-53	.434	6-24	.250	18-20	.900	8	24	32	31.0	14	19	12	4	4	70	59.2	
WEST VIRGINIA	2/28/15	78-66	W	25-62	.403	8-24	.333	8-12	.667	20	19	39	31.2	23	21	13	3	7	66	59.4	
at Texas	3/2/15	59-61	Lot	22-54	.407	8-23	.348	9-12	.750	10	20	30	31.2	15	12	9	11	2	61	59.5	
TEXAS TECH	3/6/15	77-74	W	28-53	.528	10-19	.526	8-19	.421	13	14	27	31.1	17	22	12	2	4	74	60.0	
vs West Virginia	3/12/15	80-70	W	24-53	.453	9-24	.375	13-18	.722	11	17	28	31.0	27	19	14	3	7	70	60.3	
vs Kansas	03/13/15	52-62	L	21-49	.429	3-12	.250	17-27	.630	11	28	39	31.2	13	11	18	4	9	62	60.3	
Opponents		1991		716-1782	.402	191-637	.300	368-570	.646	367	663	1030	31.2	600	500	404	134	211	1991	60.3	
Baylor		2293		794-1831	.434	229-607	.377	476-710	.670	485	808	1293	39.2	552	483	413	131	261	2293	69.5	

Games played: 33
Points/game: 60.3
FG Pct: 40.2
3FG Pct: 30.0
FT Pct: 64.6

Rebounds/game: 31.2
Assists/game: 15.2
Turnovers/game: 12.2
Assist/turnover ratio: 1.2
Steals/game: 6.4
Blocks/game: 4.1



POINTS-REBOUNDS-ASSISTS

2014-15 BAYLOR BASKETBALL
Baylor Points-Rebounds-Assists (as of Mar 15, 2015)
All games

Opponent	Date	Score	00		01		02		11		13		21		24	
			O'NEALE,RO	CHERY,KENN	GATHERS,RI	MEDFORD,LE	HEARD,JOHN	PRINCE,TAU	WAINRIGHT,							
MCNEESE STATE	11/14/14	80-39	w	2-7-3	9-4-5	9-12-0	13-1-4	3-1-0	DNP	DNP	5-5-5					
at South Carolina	11/18/14	69-65	w	9-7-7	20-4-1	0-1-0	12-3-0	DNP	5-3-0	0-0-1						
PRAIRIE VIEW A&M	11/21/14	60-45	w	5-10-3	6-1-1	12-13-0	4-0-5	DNP	15-4-1	2-0-0						
SFA	11/24/14	67-51	w	19-14-5	6-4-5	5-11-0	12-2-4	DNP	15-5-0	DNP						
vs Memphis	11/27/14	71-47	w	16-6-3	DNP	8-11-0	3-2-6	DNP	20-5-0	3-3-1						
vs Illinois	11/28/14	54-62	L	9-3-2	DNP	11-15-0	3-1-3	DNP	11-8-1	2-2-1						
TEXAS SOUTHERN	12/1/14	75-49	w	8-4-1	DNP	23-13-0	13-2-8	0-1-0	11-7-3	4-4-2						
at Vanderbilt	12/4/14	66-63	w	22-4-3	DNP	4-6-0	7-6-7	DNP	19-5-4	0-4-0						
TEXAS A&M	12/9/14	77-63	w	3-5-4	7-0-2	13-10-0	11-1-6	DNP	11-4-0	0-3-1						
NEW MEXICO STATE	12/17/14	66-55	w	6-6-4	6-5-7	7-12-1	10-1-0	DNP	4-5-0	3-2-0						
SOUTHERN	12/22/14	70-66	w	8-8-2	11-2-7	16-11-1	6-4-2	DNP	3-4-1	3-1-1						
NORFOLK STATE	12/30/14	92-51	w	23-4-3	5-4-7	13-11-1	5-2-7	0-0-0	13-9-3	0-2-1						
at Oklahoma	1/3/15	63-73	L	4-5-3	4-3-6	4-12-0	9-1-1	DNP	17-2-1	0-1-0						
KANSAS	1/7/15	55-56	L	3-4-3	25-2-3	9-14-2	8-0-0	DNP	8-5-0	0-1-0						
at TCU	1/10/15	66-59	w	7-5-4	13-6-1	17-18-0	4-0-0	DNP	17-10-0	0-2-0						
IOWA STATE	1/14/15	74-73	w	15-6-3	13-3-4	14-15-0	9-1-4	DNP	5-6-3	0-0-0						
at Kansas State	1/17/15	61-63	L	6-6-5	21-3-3	5-6-1	4-0-2	DNP	20-5-0	0-2-0						
HUSTON-TILLOTSON	1/21/15	81-61	w	DNP	DNP	25-28-1	6-3-5	0-1-0	13-6-3	7-2-4						
OKLAHOMA	1/24/15	69-58	w	10-5-2	13-2-2	8-8-2	17-1-5	DNP	12-7-3	DNP						
at Oklahoma State	1/27/15	53-64	L	0-8-0	6-0-4	11-11-0	13-1-2	DNP	12-9-0	0-0-0						
TEXAS	1/31/15	83-60	w	20-8-5	23-4-5	8-15-2	6-1-7	DNP	13-5-3	DNP						
TCU	2/4/15	77-57	w	12-3-3	13-5-6	14-17-1	10-2-5	0-1-0	11-4-3	0-2-0						
at West Virginia	2/7/15	87-69	w	15-6-4	11-2-4	17-17-0	7-0-1	0-0-0	15-5-0	2-5-1						
OKLAHOMA STATE	2/9/15	65-74	L	9-6-6	9-2-2	16-16-1	1-2-5	DNP	20-4-1	2-1-0						
at Kansas	2/14/15	64-74	L	5-9-6	17-0-3	18-8-0	4-2-3	DNP	14-8-0	0-0-0						
at Texas Tech	2/17/15	54-49	w	9-6-1	6-5-4	2-6-0	10-2-0	DNP	22-4-0	0-1-0						
KANSAS STATE	2/21/15	69-42	w	10-4-4	5-3-4	13-10-0	12-1-2	0-0-0	14-3-5	0-1-4						
at Iowa State	2/25/15	79-70	w	10-2-4	15-6-7	10-7-0	12-1-3	DNP	20-6-0	0-1-0						
WEST VIRGINIA	2/28/15	78-66	w	18-4-7	4-2-4	17-10-2	0-2-0	DNP	20-1-3	2-1-0						
at Texas	3/2/15	59-61	L	7-7-2	7-6-4	12-11-0	6-0-0	DNP	17-7-0	0-0-0						
TEXAS TECH	3/6/15	77-74	w	10-4-3	18-2-4	18-7-1	3-1-6	DNP	24-9-2	0-0-1						
vs West Virginia	3/12/15	80-70	w	16-5-5	5-4-7	15-9-0	10-1-0	DNP	18-1-2	7-6-1						
vs Kansas	3/13/15	52-62	L	8-4-1	20-5-1	11-13-0	4-1-1	DNP	2-3-0	0-2-0						

Opponent	Date	Score	25		31		33		35		45	
			FREEMAN,AL	MASTON,TJ	MILLS,AUST	MOTLEY,JOH	DENG,DENG					
MCNEESE STATE	11/14/14	80-39	w	8-7-3	4-2-1	1-1-0	10-4-1	16-3-1				
at South Carolina	11/18/14	69-65	w	0-1-0	DNP	DNP	17-5-1	6-1-0				
PRAIRIE VIEW A&M	11/21/14	60-45	w	8-2-0	0-0-0	DNP	6-5-0	2-4-1				
SFA	11/24/14	67-51	w	2-2-0	0-0-0	DNP	8-1-0	0-0-0				
vs Memphis	11/27/14	71-47	w	8-0-1	2-2-0	0-1-3	7-5-1	4-4-0				
vs Illinois	11/28/14	54-62	L	9-3-1	DNP	0-0-0	5-5-1	4-6-0				
TEXAS SOUTHERN	12/1/14	75-49	w	9-4-2	2-1-0	0-0-3	0-3-1	5-4-1				
at Vanderbilt	12/4/14	66-63	w	7-2-0	DNP	5-0-0	0-2-1	2-2-0				
TEXAS A&M	12/9/14	77-63	w	10-3-2	0-0-0	0-0-0	22-11-0	0-1-0				
NEW MEXICO STATE	12/17/14	66-55	w	10-1-0	DNP	DNP	16-5-1	4-2-1				
SOUTHERN	12/22/14	70-66	w	0-0-0	DNP	DNP	19-5-1	4-2-0				
NORFOLK STATE	12/30/14	92-51	w	13-1-1	7-1-0	0-0-3	7-7-2	6-3-0				
at Oklahoma	1/3/15	63-73	L	1-2-0	DNP	DNP	24-4-0	0-0-0				
KANSAS	1/7/15	55-56	L	0-0-1	DNP	DNP	2-8-1	DNP				
at TCU	1/10/15	66-59	w	0-2-0	DNP	DNP	8-1-0	0-3-0				
IOWA STATE	1/14/15	74-73	w	4-1-1	DNP	DNP	14-7-4	0-0-0				
at Kansas State	1/17/15	61-63	L	0-1-1	DNP	DNP	5-5-0	DNP				
HUSTON-TILLOTSON	1/21/15	81-61	w	10-5-5	2-1-0	6-1-3	4-6-0	8-5-1				
OKLAHOMA	1/24/15	69-58	w	3-1-0	DNP	DNP	2-3-1	4-5-0				
at Oklahoma State	1/27/15	53-64	L	5-0-1	DNP	DNP	5-1-1	1-0-0				
TEXAS	1/31/15	83-60	w	0-3-2	DNP	DNP	13-3-0	0-0-0				
TCU	2/4/15	77-57	w	7-2-1	0-2-0	4-0-0	6-1-0	0-1-0				
at West Virginia	2/7/15	87-69	w	11-3-1	0-0-0	2-0-0	7-3-1	0-0-0				
OKLAHOMA STATE	2/9/15	65-74	L	3-1-0	DNP	DNP	5-1-0	DNP				
at Kansas	2/14/15	64-74	L	2-0-0	DNP	DNP	4-3-1	DNP				
at Texas Tech	2/17/15	54-49	w	0-1-0	DNP	0-1-2	5-3-0	0-0-0				
KANSAS STATE	2/21/15	69-42	w	11-3-4	2-1-0	0-0-0	2-9-1	0-1-0				
at Iowa State	2/25/15	79-70	w	2-1-0	DNP	3-0-0	7-6-1	DNP				
WEST VIRGINIA	2/28/15	78-66	w	10-7-2	DNP	0-0-0	7-1-0	DNP				
at Texas	3/2/15	59-61	L	4-4-0	DNP	0-0-0	6-4-0	DNP				
TEXAS TECH	3/6/15	77-74	w	4-1-0	DNP	0-0-0	0-1-0	DNP				
vs West Virginia	3/12/15	80-70	w	0-0-0	DNP	DNP	9-5-0	DNP				
vs Kansas	3/13/15	52-62	L	2-0-2	DNP	DNP	5-6-1	DNP				



GAME-BY-GAME COMPARISON

2014-15 BAYLOR BASKETBALL
Baylor Team Game-by-Game Comparison (as of Mar 13, 2015)
All games

Opponent	1st	2nd	Score	Mar	Total FG	FG Pct	3-Pointers	3FG Pct	Free Throws	FT Pct	Rebounds	Assist	T/Over	Block	Steal	Fouls
MICNEESE STATE	39/17	41/22	80-39	+41	30-58/13-62	.517/.210	7-22/4-21	.318/.190	13-23/9-15	.565/.600	55/28 +27	23/8	14/10	5/2	7/7	14/19
South Carolina	30/27	39/38	69-65	+4	21-47/22-54	.447/.407	6-18/5-21	.333/.238	21-26/16-19	.808/.842	29/33 (4)	10/11	11/10	1/3	6/4	20/21
PRAIRIE VIEW A&M	37/22	23/23	60-45	+15	21-44/19-54	.477/.352	4-12/5-21	.333/.238	14-24/2-7	.583/.286	41/26 +15	11/14	18/14	3/1	8/8	13/21
SFA	33/22	34/29	67-51	+16	23-53/18-54	.434/.333	6-13/5-26	.462/.192	15-24/10-16	.625/.625	43/32 +11	14/13	14/15	8/6	9/6	16/21
Memphis	29/32	42/15	71-47	+24	27-53/16-47	.429/.340	11-25/6-15	.440/.400	6-10/9-15	.600/.600	43/32 +11	15/8	8/14	2/4	4/4	15/13
Illinois	25/21	29/41	54-62	(8)	17-51/23-59	.333/.390	5-21/6-23	.238/.261	15-25/10-18	.600/.556	47/33 +14	9/15	15/5	3/2	4/6	18/20
TEXAS SOUTHERN	41/22	34/27	75-49	+26	27-61/17-48	.443/.354	7-18/4-21	.389/.190	14-25/11-22	.560/.500	47/30 +17	21/12	11/15	6/3	12/7	18/20
Vanderbilt	34/25	32/38	66-63	+3	24-53/21-48	.453/.438	10-18/3-17	.566/.176	8-14/18-23	.571/.783	33/30 +3	15/11	14/14	3/6	7/8	20/17
TEXAS A&M	36/29	41/34	77-63	+14	29-61/22-39	.475/.564	4-15/5-14	.267/.357	15-23/14-24	.652/.583	38/18 +20	15/16	13/17	1/2	9/6	17/18
NEW MEXICO STATE	32/24	34/31	66-55	+11	24-61/21-46	.393/.457	7-15/6-12	.467/.500	11-21/7-13	.524/.538	39/30 +9	14/19	9/9	7/3	13/6	18/16
SOUTHERN	34/31	36/35	70-66	+4	22-50/24-60	.440/.400	4-14/6-16	.286/.375	22-30/12-17	.733/.706	38/34 +4	15/22	13/11	7/4	8/5	19/21
NORFOLK STATE	32/27	60/24	92-51	+41	34-68/18-54	.500/.333	8-19/5-17	.421/.294	16-24/10-16	.667/.625	46/31 +15	28/11	10/18	8/5	11/6	13/19
Oklahoma	33/37	30/36	63-73	(10)	22-59/22-54	.373/.407	7-21/8-22	.333/.364	12-18/21-25	.667/.840	35/40 (5)	11/13	11/9	1/2	6/5	18/16
KANSAS	22/18	33/38	55-56	(1)	18-53/24-51	.340/.471	8-15/5-17	.533/.294	11-14/3-6	.786/.500	36/28 +8	10/19	9/8	5/7	4/6	14/17
TCU	28/28	25/25	66-59	+7	17-57/21-56	.298/.375	1-12/2-13	.083/.154	31-46/15-28	.674/.536	49/41 +8	5/11	12/11	3/5	8/5	24/29
IOWA STATE	46/34	28/39	74-73	+1	30-70/26-56	.429/.464	9-23/10-19	.391/.526	5-7/11-19	.714/.579	44/32 +12	19/20	9/9	4/6	4/6	14/13
Kansas State	33/24	28/39	61-63	(2)	21-55/23-46	.382/.500	8-23/4-11	.348/.364	11-14/13-18	.786/.722	30/26 +4	12/17	15/14	3/1	8/8	16/15
HUSTON-TILLOTSON	37/36	44/25	81-61	+20	28-66/22-66	.424/.333	5-21/8-21	.238/.381	20-26/9-15	.769/.600	60/30 +30	22/14	17/9	8/6	2/8	17/21
OKLAHOMA	30/24	39/34	69-58	+11	26-52/24-62	.500/.387	9-19/6-24	.474/.250	8-8/4-7	1.000/.571	35/29 +6	15/18	15/12	4/4	7/8	10/11
Oklahoma State	21/30	32/34	53-64	(11)	19-55/24-54	.345/.444	6-20/9-18	.300/.500	9-15/7-9	.600/.778	35/34 +1	8/16	13/12	5/8	9/9	15/13
TEXAS	39/27	44/33	83-60	+23	30-62/27-70	.484/.386	12-22/5-26	.545/.192	11-20/1-3	.550/.333	43/39 +4	24/21	9/10	1/7	6/5	10/18
TCU	37/29	40/28	77-57	+20	26-53/20-56	.491/.357	6-12/3-11	.500/.273	19-24/14-25	.792/.560	43/29 +14	19/14	13/12	3/4	9/7	19/20
West Virginia	46/30	41/39	87-69	+18	28-51/24-66	.549/.364	6-15/6-23	.400/.261	25-35/15-25	.714/.600	43/35 +8	12/15	19/16	7/1	11/11	21/24
OKLAHOMA STATE	33/32	32/42	65-74	(9)	23-50/25-54	.460/.463	3-15/9-24	.200/.375	16-24/15-20	.667/.750	36/27 +9	15/21	16/7	4/4	5/6	19/19
Kansas	33/27	31/47	64-74	(10)	21-56/22-47	.375/.468	8-23/6-18	.348/.333	14-18/24-29	.778/.828	33/32 +1	13/16	12/10	2/2	6/4	22/16
Texas Tech	34/26	20/23	54-49	+5	18-47/17-48	.383/.354	8-24/5-24	.333/.208	10-13/10-16	.769/.625	37/27 +10	7/9	16/10	2/7	6/10	13/13
KANSAS STATE	39/25	30/17	69-42	+27	27-55/18-47	.491/.383	8-16/1-16	.500/.063	7-17/5-12	.412/.417	36/29 +7	24/12	10/15	6/2	14/7	14/20
Iowa State	40/37	39/33	79-70	+9	27-59/23-53	.458/.434	14-26/6-24	.538/.250	11-19/18-20	.579/.900	31/32 (1)	15/19	9/12	3/4	10/4	16/14
WEST VIRGINIA	45/29	33/37	78-66	+12	24-47/25-62	.511/.403	8-15/8-24	.533/.333	22-33/8-12	.667/.667	31/39 (8)	18/21	8/13	6/3	10/7	16/23
Texas	31/24	23/30	59-61	(2)	21-63/22-54	.333/.407	7-19/8-23	.368/.348	10-16/9-12	.625/.750	46/30 +16	6/12	1/9	2/11	9/2	12/15
TEXAS TECH	32/33	45/41	77-74	+3	25-44/28-53	.588/.528	9-20/10-19	.450/.526	18-24/8-19	.750/.421	25/27 (2)	17/22	12/12	1/2	8/4	17/17
West Virginia	38/36	42/34	80-70	+10	25-49/24-53	.510/.453	4-14/9-24	.286/.375	26-34/13-18	.765/.722	31/28 +3	15/19	10/14	2/3	8/7	21/27
Kansas	18/26	34/36	52-62	(10)	19-58/21-49	.328/.429	4-22/3-12	.182/.250	10-16/17-27	.625/.630	35/39 (4)	6/11	17/18	5/4	13/9	23/13

Note: Game totals are displayed in the format TEAM/OPPONENT for each category



2013 NIT STATISTICS

2012-13 BAYLOR BASKETBALL
Baylor Combined Team Statistics (as of Apr 06, 2013)
NIT Combined Stats

RECORD:	OVERALL	HOME	AWAY	NEUTRAL
ALL GAMES	5-0	3-0	0-0	2-0
CONFERENCE	0-0	0-0	0-0	0-0
NON-CONFERENCE	5-0	3-0	0-0	2-0

##	Player	gp-gs	min	avg	Total		3-Point		F-Throw		Rebounds				pf	dq	a	to	blk	stl	pts	avg
					fg-fga	fg%	3fg-fga	3fg%	ft-fa	ft%	off	def	tot	avg								
34	Jefferson, Cory	5-5	143	28.6	41-57	.719	0-1	.000	24-32	.750	7	23	30	6.0	15	0	0	5	8	1	106	21.2
55	Jackson, Pierre	5-4	172	34.4	24-59	.407	11-24	.458	39-44	.886	2	21	23	4.6	12	0	55	13	0	7	98	19.6
21	Austin, Isaiah	5-5	131	26.2	22-42	.524	3-6	.500	13-22	.591	4	29	33	6.6	9	0	9	6	10	3	60	12.0
05	Heslip, Brady	5-5	129	25.8	15-34	.441	15-33	.455	7-9	.778	1	12	13	2.6	5	0	6	0	0	3	52	10.4
35	Prince, Taurean	4-0	34	8.5	10-15	.667	1-1	1.000	1-2	.500	4	8	12	3.0	7	0	0	4	0	2	22	5.5
22	Walton, A.J.	5-5	113	22.6	10-26	.385	0-2	.000	4-8	.500	3	6	9	1.8	17	2	21	6	0	9	24	4.8
02	Gathers, Rico	5-0	78	15.6	11-18	.611	0-0	.000	2-4	.500	8	20	28	5.6	10	0	1	6	3	0	24	4.8
04	Franklin, Gary	5-1	132	26.4	7-17	.412	4-13	.308	6-6	1.000	0	6	6	1.2	10	0	10	3	0	3	24	4.8
14	Bello, Deuce	5-0	45	9.0	8-12	.667	0-1	.000	2-7	.286	3	3	6	1.2	5	0	0	3	0	2	18	3.6
20	Lowery, Logan	2-0	7	3.5	1-1	1.000	0-0	.000	0-0	.000	1	0	1	0.5	0	0	0	0	0	0	2	1.0
23	Neubert, Jacob	2-0	6	3.0	0-2	.000	0-1	.000	0-0	.000	0	0	0	0.0	1	0	1	0	0	0	0	0.0
01	Rose, L.J.	2-0	10	5.0	0-1	.000	0-0	.000	0-0	.000	1	0	1	0.5	0	0	4	2	0	2	0	0.0
Team											10	10	20				1					
Total.....		5	1000		149-284	.525	34-82	.415	98-134	.731	44	138	182	36.4	91	2	107	49	21	32	430	86.0
Opponents.....		5	1000		118-310	.381	30-102	.294	78-100	.780	62	111	173	34.6	108	4	62	60	10	24	344	68.8

TEAM STATISTICS

	BU	OPP
SCORING	430	344
Points per game	86.0	68.8
Scoring margin	+17.2	-
FIELD GOALS-ATT	149-284	118-310
Field goal pct	.525	.381
3 POINT FG-ATT	34-82	30-102
3-point FG pct	.415	.294
3-pt FG made per game	6.8	6.0
FREE THROWS-ATT	98-134	78-100
Free throw pct	.731	.780
F-Throws made per game	19.6	15.6
REBOUNDS	182	173
Rebounds per game	36.4	34.6
Rebounding margin	+1.8	-
ASSISTS	107	62
Assists per game	21.4	12.4
TURNOVERS	49	60
Turnovers per game	9.8	12.0
Turnover margin	+2.2	-
Assist/turnover ratio	2.2	1.0
STEALS	32	24
Steals per game	6.4	4.8
BLOCKS	21	10
Blocks per game	4.2	2.0
ATTENDANCE	13140	5301
Home games-Avg/Game	3-4380	0-0
Neutral site-Avg/Game	-	2-2650

Date	Opponent		Score	Att.
03/20/13	LONG BEACH STATE	w	112-66	4034
3/22/13	ARIZONA STATE	w	89-86	4562
03/27/13	PROVIDENCE	w	79-68	4544
4/2/2013	vs BYU	w	76-70	0
4/4/2013	vs IOWA	w	74-54	5301

* = Conference game

Score by Periods	1st	2nd	Totals
Baylor	188	242	430
Opponents	158	186	344



2014 NCAA TOURNAMENT STATISTICS

2013-14 BAYLOR BASKETBALL
Baylor Combined Team Statistics (as of Mar 29, 2014)
NCAA Tournament

RECORD:	OVERALL	HOME	AWAY	NEUTRAL
ALL GAMES	2-1	0-0	0-0	2-1
CONFERENCE	0-0	0-0	0-0	0-0
NON-CONFERENCE	2-1	0-0	0-0	2-1

##	Player	gp-gs	min	Total			3-Point		F-Throw		Rebounds				pf	dq	a	to	blk	stl	pts	avg
				avg	fg-fga	fg%	3fg-fga	3fg%	ft-fa	ft%	off	def	tot	avg								
34	Jefferson, Cory	3-3	90	30.0	17-33	.515	0-5	.000	11-17	.647	3	14	17	5.7	5	0	2	4	2	1	45	15.0
21	Austin, Isaiah	3-3	83	27.7	14-26	.538	1-5	.200	13-18	.722	5	11	16	5.3	8	0	4	1	5	1	42	14.0
01	Chery, Kenny	3-3	85	28.3	8-26	.308	5-8	.625	13-14	.929	2	11	13	4.3	8	0	5	7	0	0	34	11.3
05	Heslip, Brady	3-3	97	32.3	8-21	.381	6-17	.353	10-10	1.000	0	1	1	0.3	1	0	4	0	0	2	32	10.7
02	Gathers, Rico	3-0	53	17.7	8-13	.615	0-0	.000	3-6	.500	3	14	17	5.7	6	0	1	3	0	0	19	6.3
00	O'Neale, Royce	3-3	93	31.0	5-14	.357	2-4	.500	4-6	.667	4	16	20	6.7	5	0	16	5	1	4	16	5.3
04	Franklin, Gary	3-0	60	20.0	3-11	.273	1-6	.167	5-6	.833	1	3	4	1.3	5	0	6	5	0	3	12	4.0
35	Prince, Taurean	3-0	30	10.0	0-2	.000	0-1	.000	5-6	.833	2	3	5	1.7	3	0	0	1	0	2	5	1.7
24	Wainright, Ish	3-0	4	1.3	1-1	1.000	0-0	.000	1-2	.500	0	0	0	0.0	1	0	0	0	0	1	3	1.0
20	Lowery, Logan	3-0	3	1.0	1-1	1.000	0-0	.000	1-2	.500	0	0	0	0.0	0	0	0	0	0	0	3	1.0
13	Heard, John	3-0	2	0.7	0-0	.000	0-0	.000	0-0	.000	0	0	0	0.0	1	0	0	0	0	0	0	0.0
Team											5	4	9									
Total.....		3	600		65-148	.439	15-46	.326	66-87	.759	25	77	102	34.0	43	0	38	26	8	14	211	70.3
Opponents.....		3	600		71-159	.447	15-61	.246	27-45	.600	21	66	87	29.0	66	3	36	29	13	14	184	61.3

TEAM STATISTICS	BU	OPP	Date	Opponent	Score	Att.
SCORING	211	184	3/21/14	vs Nebraska	W 74-60	12895
Points per game	70.3	61.3	3/23/14	vs Creighton	W 85-55	13431
Scoring margin	+9.0	-	3/27/14	vs Wisconsin	L 52-69	17773
FIELD GOALS-ATT	65-148	71-159	* = Conference game			
Field goal pct	.439	.447				
3 POINT FG-ATT	15-46	15-61				
3-point FG pct	.326	.246				
3-pt FG made per game	5.0	5.0				
FREE THROWS-ATT	66-87	27-45				
Free throw pct	.759	.600				
F-Throws made per game	22.0	9.0				
REBOUNDS	102	87				
Rebounds per game	34.0	29.0				
Rebounding margin	+5.0	-				
ASSISTS	38	36				
Assists per game	12.7	12.0				
TURNOVERS	26	29				
Turnovers per game	8.7	9.7				
Turnover margin	+1.0	-				
Assist/turnover ratio	1.5	1.2				
STEALS	14	14				
Steals per game	4.7	4.7				
BLOCKS	8	13				
Blocks per game	2.7	4.3				
ATTENDANCE	0	44099				
Home games-Avg/Game	0-0	0-0				
Neutral site-Avg/Game	-	3-14700				

Score by Periods	1st	2nd	Totals
Baylor	85	126	211
Opponents	65	119	184



1988 NCAA TOURNAMENT — ROUND OF 64

34

OFFICIAL NCAA BASKETBALL BOX SCORE

Joyce Athletic & Convocation Ctr.
Notre Dame, Indiana

VISITORS (Last Name, First)

*** FINAL *** FINAL

Date 3/17/88

Site

No.	MEMPHIS STATE	f	Total FG		3-point		FT	FTA	Rebounds			PF	TP		
			FG	FGA	FG	FGA			Off	Def	Tot				
41	DOUGLAS, Rodney	f	10	17			2	2	5	2	7	2	22		
43	BALLARD, Steve	f	1	4					4	1	5	4	2		
42	BAILEY, Dewayne	c	4	6			5	6	0	4	4	4	13		
31	BOYD, Dwight	g	7	17			6	7	1	0	1	3	20		
34	PERRY, Elliott	g	4	9	0	1			1	3	4	2	8		
11	WILLIAMS, John		0	0					0	0	0	0	0		
14	GIBSON, C.		1	2			4	4	0	0	0	0	6		
15	MC LAUGHLIN, John		0	2					1	1	2	4	0		
30	MC CLAIN, Ronald		0	0					0	0	0	0	0		
32	YOUNG, Russell		0	1					0	2	2	1	0		
53	MUNDT, Brett		2	3					1	4	5	1	4		
TEAM REBOUNDS (included in Totals)													7		
TOTALS			29	61	0	0	17	19	13	17	37	21	75		

A	TO	BLK	S	MIN
2	4	0	6	26
1	3	0	1	21
1	1	0	0	30
2	4	0	0	29
4	1	0	2	35
0	0	0	0	1
1	1	1	1	8
3	2	0	0	18
0	0	0	0	1
2	1	0	1	11
0	0	0	1	14
16 17 1 12 200				

TOTAL FG %: 1st Half 13-29 .448 2nd Half 16-32 .500 Game .475
 3-Pt. FG %: 1st Half 0-1 .000 2nd Half 0-0 .000 Game .000
 FT %: 1st Half 7-8 .875 2nd Half 10-11 .909 Game .895

Deadball
Rebounds 2

HOME (Last Name, First)

No.	BAYLOR	f	Total FG		3-point		FT	FTA	Rebounds			PF	TP		
			FG	FGA	FG	FGA			Off	Def	Tot				
21	WILLIAMS, Frank	f	2	3					0	1	1	1	4		
22	MC LEMORE, R.	f	0	1					1	0	1	2	0		
44	MIDDLETON, Darryl	c	10	14			2	5	2	6	8	2	22		
23	HOBBS, Michael	g	4	9	0	1	2	2	1	0	1	1	10		
24	WILLIAMS, Michael	g	4	11	1	4	4	6	0	3	3	3	13		
3	BROWN, Bert		0	0					0	2	2	0	0		
11	LINDSEY, Dennis		1	1	1	1	2	2	0	0	0	(5)	5		
12	LODEN, Michael														
20	JONES, Ivan		1	3					1	2	3	3	2		
25	HUNT, Melvin		0	1					0	0	0	2	0		
32	CHRISTIAN, Toby														
33	DURRETT, Charlie														
35	FRANCIS, James		2	4					1	0	1	2	4		
43	HARMAN, Jim														
TEAM REBOUNDS (included in Totals)													1		
TOTALS			24	47	2	6	10	15	6	14	21	20	60		

A	TO	BLK	S	MIN
1	2	1	1	18
0	1	0	1	14
2	4	0	1	39
3	4	0	0	29
2	5	0	2	23
1	2	0	0	14
0	2	0	0	10
				DNP
0	2	0	1	16
2	0	0	1	6
				DNP
				DNP
0	1	0	2	16
				DNP
12 23 1 9 200				

TOTAL FG %: 1st Half 13-22 .591 2nd Half 11-25 .444 Game .511
 3-Pt. FG %: 1st Half 0-1 .000 2nd Half 2-5 .400 Game .333
 FT %: 1st Half 4-6 .667 2nd Half 6-9 .667 Game .667

Deadball
Rebounds 2

OFFICIALS: Gordon Birk, Bruce Shapiro, Ed Maracich

SCORE BY PERIODS	1st H.	2nd H.	OT	OT	FINAL
MEMPHIS STATE	33	42			75
BAYLOR	30	30			60

Technical Fouls: BAYLOR BENCH

Attendance 10,760

Copyright 1987 National Collegiate Athletic Association



2008 NCAA TOURNAMENT – ROUND OF 64

Official Basketball Box Score -- Game Totals -- Final Statistics

Baylor vs Purdue

03-20-08 2:40 PM at Washington, D.C. (Verizon Center)

Baylor 79 • 21-11

##	Player	Total FG-FGA	3-Ptr FG-FGA	FT-FTA	Rebounds			PF	TP	A	TO	Blk	Stl	Min
					Off	Def	Tot							
23	Rogers, Kevin	f 4-6	0-0	1-2	3	4	7	0	9	0	1	0	2	26
15	Diene, Mamadou	c 1-3	0-0	0-0	3	4	7	1	2	0	0	0	0	18
00	Jerrells, Curtis	g 7-15	4-8	9-9	1	1	2	4	27	8	3	0	2	34
05	Dugat, Henry	g 6-16	0-4	1-2	4	2	6	1	13	0	1	0	1	33
45	Carter, Tweety	g 3-12	1-7	1-2	0	2	2	3	8	2	1	0	2	29
11	Simpson, Delbert	0-2	0-0	0-0	0	3	3	0	0	0	1	1	0	10
14	Bruce, Aaron	0-1	0-1	0-0	0	0	0	1	0	0	2	0	0	11
22	Hurd, Richard	0-0	0-0	0-0	0	0	0	1	0	0	0	0	0	0+
24	Dunn, LaceDarius	5-11	3-8	2-2	1	2	3	4	15	1	2	0	2	26
40	Shepherd, Mark	2-2	0-0	1-3	2	2	4	0	5	0	0	0	0	11
50	Lomers, Josh	0-1	0-0	0-0	1	0	1	0	0	0	0	0	0	2
Team					1	1	2							
Totals		28-69	8-28	15-20	16	21	37	15	79	11	11	1	9	200

FG % 1st Half: 11-33 33.3% 2nd half: 17-36 47.2% Game: 28-69 40.6%
 3FG % 1st Half: 2-11 18.2% 2nd half: 6-17 35.3% Game: 8-28 28.6%
 FT % 1st Half: 3-4 75.0% 2nd half: 12-16 75.0% Game: 15-20 75.0%

Deadball
Rebounds
3

Purdue 90 • 25-8

##	Player	Total FG-FGA	3-Ptr FG-FGA	FT-FTA	Rebounds			PF	TP	A	TO	Blk	Stl	Min
					Off	Def	Tot							
04	Hummel, Robbie	f 3-7	1-3	2-2	3	1	4	4	9	0	1	0	0	17
21	Calasan, Nemanja	f 3-6	2-3	0-0	2	2	4	0	8	0	1	0	0	13
03	Kramer, Chris	g 4-6	0-0	2-3	1	3	4	4	10	3	2	1	3	28
05	Grant, Keaton	g 5-12	3-7	4-4	2	2	4	2	17	2	3	1	3	34
33	Moore, E'Twaun	g 7-13	2-4	0-0	2	6	8	4	16	4	3	0	0	38
12	Crump, Tarrance	3-7	0-0	5-6	2	1	3	1	11	3	2	0	0	19
14	Martin, Scott	3-7	1-3	2-3	1	4	5	1	9	2	1	2	0	23
20	Green, Marcus	0-0	0-0	0-0	0	0	0	0	0	0	0	0	0	8
25	Johnson, Jajuan	5-9	0-0	0-0	2	6	8	2	10	0	0	2	0	20
Team					1	2	3							
Totals		33-67	9-20	15-18	16	27	43	18	90	14	13	6	6	200

FG % 1st Half: 20-40 50.0% 2nd half: 13-27 48.1% Game: 33-67 49.3%
 3FG % 1st Half: 6-14 42.9% 2nd half: 3-6 50.0% Game: 9-20 45.0%
 FT % 1st Half: 0-0 0.0% 2nd half: 15-18 83.3% Game: 15-18 83.3%

Deadball
Rebounds
0

Officials: Pat Driscoll, Roger Ayers, Ray Perone

Technical fouls: Baylor-None. Purdue-None.

Attendance: 18400

1st Round NCAA Tournament (West Region)

Score by periods	1st	2nd	Total
Baylor	27	52	79
Purdue	46	44	90

Points	In Paint	Off T/O	2nd Chance	Fast Break	Bench
BU	30	16	10	4	20
PU	22	9	23	6	30

Last FG - BU 2nd-00:04, PU 2nd-00:29.
Largest lead - BU by 1 1st-16:29, PU by 25 2nd-17:47.

Score tied - 2 times.
Lead changed - 4 times.



2010 NCAA TOURNAMENT – ROUND OF 64

Official Basketball Box Score -- Game Totals -- Final Statistics
Sam Houston State vs Baylor
03/18/10 2 p.m. at New Orleans Arena; New Orleans, La.

Sam Houston State 59 • 25-8

##	Player	f	Total		3-Ptr		Rebounds			PF	TP	A	TO	Blk	Stl	Min
			FG-FGA	FG-FGA	FT-FTA	Off	Def	Tot								
11	CROW, Josten	f	2-4	1-3	1-2	4	8	12	3	6	3	1	1	5	40	
14	CLAVELL, Gilberto	f	10-19	0-1	3-6	2	5	7	4	23	1	4	0	2	39	
15	BROWN, Preston	f	5-11	2-6	1-1	1	5	6	3	13	1	2	0	0	30	
01	MITCHELL, Ashton	g	2-14	1-11	0-0	0	6	6	3	5	6	4	0	0	40	
10	ALLMOND, Corey	g	3-11	2-7	2-4	0	1	1	2	10	8	0	0	0	36	
05	MURRAY, Drae		0-3	0-1	0-0	0	1	1	1	0	1	0	0	0	5	
21	PEVEHOUSE, Lance		0-4	0-2	0-0	0	0	0	1	0	0	0	0	0	6	
24	ZULU, Arthur		0-0	0-0	0-0	0	0	0	0	0	0	0	0	0	0+	
25	BOOTLE, Antuan		1-2	0-0	0-0	0	1	1	3	2	0	0	0	0	4	
Team						1	2	3								
Totals			23-68	6-31	7-13	8	29	37	20	59	20	11	1	7	200	

FG % 1st Half: 12-38 31.6% 2nd half: 11-30 36.7% Game: 23-68 33.8%
 3FG % 1st Half: 2-16 12.5% 2nd half: 4-15 26.7% Game: 6-31 19.4%
 FT % 1st Half: 5-8 62.5% 2nd half: 2-5 40.0% Game: 7-13 53.8%

Deadball
Rebounds
3

Baylor 68 • 26-7

##	Player	f	Total		3-Ptr		Rebounds			PF	TP	A	TO	Blk	Stl	Min
			FG-FGA	FG-FGA	FT-FTA	Off	Def	Tot								
13	Udoh, Ekpe	f	9-16	0-0	2-4	3	10	13	2	20	5	5	2	2	38	
41	Jones, Anthony	f	4-12	2-6	0-0	0	5	5	1	10	0	0	0	0	16	
50	Lomers, Josh	c	1-1	0-0	1-1	1	2	3	0	3	0	1	0	0	14	
24	Dunn, LaceDarius	g	4-8	1-4	4-4	1	5	6	5	13	3	2	0	2	33	
45	Carter, Tweety	g	1-3	0-1	0-0	0	4	4	3	2	2	1	0	1	36	
03	Ellis, Fred		1-7	0-3	1-1	0	2	2	0	3	0	0	0	0	10	
04	Acy, Quincy		4-6	0-0	2-2	1	6	7	3	10	3	3	0	2	29	
22	Walton, A.J.		2-6	2-6	1-5	1	4	5	3	7	5	2	0	1	24	
Team						1	1	2	1							
Totals			26-59	5-20	11-17	8	39	47	18	68	18	14	2	8	200	

FG % 1st Half: 12-28 42.9% 2nd half: 14-31 45.2% Game: 26-59 44.1%
 3FG % 1st Half: 4-13 30.8% 2nd half: 1-7 14.3% Game: 5-20 25.0%
 FT % 1st Half: 2-3 66.7% 2nd half: 9-14 64.3% Game: 11-17 64.7%

Deadball
Rebounds
2,1

Officials: R-Kelly Self,U1-Patrick Adams, U2-Everett Summers

Technical fouls: Sam Houston State-None. Baylor-TEAM.

Attendance: 10484

2010 NCAA Tournament - Game 2

Score by periods	1st	2nd	Total
Sam Houston State	31	28	59
Baylor	30	38	68

	In	Off	2nd	Fast	
Points	Paint	T/O	Chance	Break	Bench
SHSU	30	11	7	9	2
BU	30	10	5	16	20

Last FG - SHSU 2nd-00:31, BU 2nd-01:16.
 Largest lead - SHSU by 7 1st-16:06, BU by 9 2nd-00:21.

Score tied - 14 times.
 Lead changed - 15 times.



2010 NCAA TOURNAMENT – ROUND OF 32

Official Basketball Box Score -- Game Totals -- Final Statistics
 Old Dominion vs Baylor
 03/20/10 4:50 p.m. at New Orleans Arena; New Orleans, La.

Old Dominion 68 • 27-9

##	Player	f	Total		3-Ptr		Rebounds			PF	TP	A	TO	Blk	Stl	Min
			FG-FGA	FG-FGA	FT-FTA	Off	Def	Tot								
12	LEE, Gerald	f	4-8	0-0	7-8	1	0	1	3	15	0	2	0	0	34	
21	HASSELL, Frank	f	6-14	0-0	3-6	5	3	8	3	15	1	3	0	3	30	
35	FINNEY, Ben	f	3-8	3-5	1-2	3	3	6	2	10	4	2	1	3	32	
03	JAMES, Darius	g	2-6	2-5	0-0	0	2	2	4	6	1	2	0	0	32	
24	BAZEMORE, Kent	g	4-6	1-2	4-4	0	3	3	2	13	7	4	1	1	34	
01	WRIGHT, Nick		0-0	0-0	0-0	0	0	0	1	0	0	0	0	0	0+	
15	ILIADIS, Trian		0-1	0-0	0-0	0	0	0	1	0	1	0	0	0	3	
20	COOPER, Chris		0-0	0-0	0-0	0	0	0	0	0	0	0	0	0	1	
23	NEELY, Marsharee		1-3	0-0	0-0	2	2	4	0	2	1	0	0	0	10	
33	CARTER, Keyon		3-7	0-1	1-2	3	2	5	2	7	1	1	1	2	24	
Team						0	2	2								
Totals			23-53	6-13	16-22	14	17	31	18	68	16	14	3	9	200	

FG % 1st Half: 10-28 35.7% 2nd half: 13-25 52.0% Game: 23-53 43.4%
 3FG % 1st Half: 2-7 28.6% 2nd half: 4-6 66.7% Game: 6-13 46.2%
 FT % 1st Half: 6-9 66.7% 2nd half: 10-13 76.9% Game: 16-22 72.7%

Deadball
Rebounds
3,1

Baylor 76 • 27-7

##	Player	f	Total		3-Ptr		Rebounds			PF	TP	A	TO	Blk	Stl	Min
			FG-FGA	FG-FGA	FT-FTA	Off	Def	Tot								
13	Udoh, Ekpe	f	2-7	0-0	4-7	1	3	4	3	8	0	1	2	0	34	
41	Jones, Anthony	f	4-9	2-4	0-0	0	2	2	1	10	3	2	0	0	30	
50	Lomers, Josh	c	6-7	0-0	2-3	6	2	8	5	14	0	1	3	4	24	
24	Dunn, LaceDarius	g	9-16	4-11	4-5	1	5	6	4	26	1	6	1	1	35	
45	Carter, Tweety	g	5-11	2-5	0-0	1	1	2	2	12	8	0	0	2	37	
03	Ellis, Fred		0-0	0-0	0-0	0	2	2	0	0	0	0	0	0	1	
04	Acy, Quincy		2-4	0-0	2-2	0	3	3	3	6	0	3	0	0	23	
22	Walton, A.J.		0-0	0-0	0-0	0	1	1	1	0	3	0	0	1	16	
Team						2	0	2								
Totals			28-54	8-20	12-17	11	19	30	19	76	15	13	6	8	200	

FG % 1st Half: 15-27 55.6% 2nd half: 13-27 48.1% Game: 28-54 51.9%
 3FG % 1st Half: 6-9 66.7% 2nd half: 2-11 18.2% Game: 8-20 40.0%
 FT % 1st Half: 2-3 66.7% 2nd half: 10-14 71.4% Game: 12-17 70.6%

Deadball
Rebounds
2

Officials: R-Jamie Luckie, U1-Verne Harris, U2-Patrick Adams

Technical fouls: Old Dominion-None. Baylor-None.

Attendance: 11966

2010 NCAA Tournament - Game 5

Score by periods	1st	2nd	Total
Old Dominion	28	40	68
Baylor	38	38	76

	In	Off	2nd	Fast	
Points	Paint	T/O	Chance	Break	Bench
ODU	26	22	8	4	9
BU	36	13	13	8	6

Last FG - ODU 2nd-01:46, BU 2nd-02:43.
 Largest lead - ODU by 2 2nd-12:31, BU by 14 1st-12:31.

Score tied - 4 times.
 Lead changed - 11 times.



2010 NCAA TOURNAMENT – SWEET 16

Official Basketball Box Score -- Game Totals -- Final Statistics

Saint Mary's vs Baylor

03/26/10 6:27 p.m. at Reliant Stadium; Houston, Texas

Saint Mary's 49 • 28-6

##	Player	f	Total			3-Ptr			Rebounds			PF	TP	A	TO	Blk	Stl	Min
			FG-FGA	FG-FGA	FT-FTA	FG-FGA	FG-FGA	FT-FTA	Off	Def	Tot							
11	Steindl, Clint	f	1-4	0-1	0-0	0-1	0-1	0-0	1	0	1	1	2	0	1	0	1	24
21	Allen, Ben	f	7-12	2-3	0-0	0-0	0-0	0-0	0	7	7	1	16	3	2	1	0	32
50	Samhan, Omar	c	7-17	0-0	1-4	0-0	0-0	0-0	6	3	9	2	15	1	0	2	0	36
04	Dellavedova, Matthew	g	2-10	2-9	0-0	0-0	0-0	0-0	0	2	2	2	6	7	1	0	0	38
32	McConnell, Mickey	g	2-7	2-6	0-0	0-0	0-0	0-0	0	3	3	3	6	2	2	1	0	39
01	Page, Jordan		0-3	0-3	0-0	0-0	0-0	0-0	0	1	1	0	0	1	1	0	0	18
03	Young, Mitchell		0-0	0-0	0-0	0-0	0-0	0-0	0	0	0	0	0	0	1	0	0	1
15	Levesque, Beau		0-1	0-0	0-0	0-0	0-0	0-0	1	0	1	2	0	0	1	0	0	7
23	Anderson, Trey		0-0	0-0	2-2	0-0	0-0	0-0	0	0	0	0	2	0	1	0	0	1
30	Williams, Tim		0-0	0-0	2-2	0-0	0-0	0-0	0	1	1	1	2	0	0	0	0	3
40	Benson, Phil		0-0	0-0	0-0	0-0	0-0	0-0	0	0	0	0	0	0	0	0	0	1
Team									2	2	4							
Totals			19-54	6-22	5-8	10	19	29	12	49	14	10	4	1	200			

FG % 1st Half: 7-30 23.3% 2nd half: 12-24 50.0% Game: 19-54 35.2%
 3FG % 1st Half: 2-12 16.7% 2nd half: 4-10 40.0% Game: 6-22 27.3%
 FT % 1st Half: 1-4 25.0% 2nd half: 4-4 100.0 Game: 5-8 62.5%

Deadball
Rebounds
2

Baylor 72 • 28-7

##	Player	f	Total			3-Ptr			Rebounds			PF	TP	A	TO	Blk	Stl	Min
			FG-FGA	FG-FGA	FT-FTA	FG-FGA	FG-FGA	FT-FTA	Off	Def	Tot							
13	Udoh, Ekpe	f	4-13	0-1	0-0	0-1	0-1	0-0	3	8	11	1	8	3	2	0	0	31
41	Jones, Anthony	f	0-1	0-1	0-0	0-0	0-0	0-0	0	4	4	0	0	2	0	0	0	23
50	Lomers, Josh	c	3-8	0-0	0-0	0-0	0-0	0-0	6	2	8	3	6	1	2	1	0	23
24	Dunn, LaceDarius	g	8-14	4-7	3-4	0-2	2-2	0-0	0	2	2	0	23	3	0	0	2	27
45	Carter, Tweety	g	4-9	3-6	3-4	0-3	3-3	1-14	0	3	3	1	14	3	0	0	1	31
03	Ellis, Fred		2-3	0-0	0-0	0-0	0-0	0-0	0	0	0	0	4	0	0	0	0	10
04	Acy, Quincy		4-6	0-0	2-2	2-3	5-5	1-10	1	3	5	1	10	0	1	0	1	22
12	Dennis, Nolan		0-0	0-0	0-0	0-0	0-0	0-0	0	0	0	0	0	0	0	0	2	4
14	Sekelja, Dragan		0-2	0-1	0-0	0-0	0-0	0-0	0	0	0	0	0	0	0	0	0	1
20	Crump, Givon		0-1	0-0	0-0	0-0	0-0	0-0	0	0	0	0	0	0	0	0	0	1
21	Griffin, Oscar		0-0	0-0	0-0	0-0	0-0	0-0	0	0	0	0	0	0	0	0	0	1
22	Walton, A.J.		3-3	1-1	0-0	1-1	2-2	1-7	1	1	2	1	7	2	1	0	2	23
34	Jefferson, Cory		0-1	0-0	0-0	2-0	2-2	2-0	2	0	2	2	0	0	1	0	0	3
Team						1	3	4										
Totals			28-61	8-17	8-10	15	26	41	9	72	14	7	1	8	200			

FG % 1st Half: 16-31 51.6% 2nd half: 12-30 40.0% Game: 28-61 45.9%
 3FG % 1st Half: 6-10 60.0% 2nd half: 2-7 28.6% Game: 8-17 47.1%
 FT % 1st Half: 8-10 80.0% 2nd half: 0-0 0.0% Game: 8-10 80.0%

Deadball
Rebounds
1

Officials: R-Mike Wood, U1-Leslie Jones, U2-Roger Ayers

Technical fouls: Saint Mary's-None. Baylor-None.

Attendance: 45505

NCAA Tournament South Regional semifinal No. 1

Score by periods	1st	2nd	Total
Saint Mary's	17	32	49
Baylor	46	26	72

Points	In	Off	2nd	Fast	Bench
	Paint	T/O	Chance	Break	
SMC	22	9	9	0	4
BU	28	11	11	4	21

Last FG - SMC 2nd-03:51, BU 2nd-02:05.

Largest lead - SMC None, BU by 35 2nd-17:24.

Score tied - 0 times.

Lead changed - 0 times.



2010 NCAA TOURNAMENT — ELITE EIGHT

Official Basketball Box Score -- Game Totals -- Final Statistics

Baylor vs Duke

03/28/10 4:05 p.m. at Reliant Stadium; Houston, Texas

Baylor 71 • 28-8

##	Player	f	Total			3-Ptr			Rebounds			PF	TP	A	TO	Blk	Stl	Min
			FG-FGA	FG-FGA	FT-FTA	FG-FGA	FG-FGA	FT-FTA	Off	Def	Tot							
13	Udoh, Ekpe	f	6-14	0-0	6-9	7	3	10	4	18	6	1	5	1			37	
41	Jones, Anthony	f	1-3	1-2	0-2	2	3	5	1	3	1	1	1	1			33	
50	Lomers, Josh	c	2-2	0-0	0-0	0	1	1	5	4	0	1	1	0			9	
24	Dunn, LaceDarius	g	8-18	2-8	4-5	0	6	6	4	22	2	2	0	2			35	
45	Carter, Tweety	g	5-12	2-7	0-0	0	2	2	2	12	4	4	0	2			38	
03	Ellis, Fred		0-0	0-0	0-0	0	0	0	0	0	0	0	0	0			2	
04	Acy, Quincy		5-7	0-0	2-3	6	2	8	4	12	0	1	1	1			33	
22	Walton, A.J.		0-3	0-1	0-0	1	2	3	1	0	1	1	0	1			13	
Team						1	1	2										
Totals			27-59	5-18	12-19	17	20	37	21	71	14	11	8	8			200	

FG % 1st Half: 13-25 52.0% 2nd half: 14-34 41.2% Game: 27-59 45.8%
 3FG % 1st Half: 3-7 42.9% 2nd half: 2-11 18.2% Game: 5-18 27.8%
 FT % 1st Half: 6-8 75.0% 2nd half: 6-11 54.5% Game: 12-19 63.2%

Deadball
Rebounds
2

Duke 78 • 33-5

##	Player	f	Total			3-Ptr			Rebounds			PF	TP	A	TO	Blk	Stl	Min
			FG-FGA	FG-FGA	FT-FTA	FG-FGA	FG-FGA	FT-FTA	Off	Def	Tot							
12	Singler, Kyle	f	0-10	0-5	5-6	2	1	3	2	5	4	4	0	2			34	
42	Thomas, Lance	f	2-9	0-0	3-4	8	1	9	3	7	2	1	0	0			19	
55	Zoubek, Brian	c	2-5	0-0	1-2	4	5	9	5	5	2	1	0	2			19	
02	Smith, Nolan	g	9-17	4-6	7-8	1	2	3	0	29	1	2	0	2			40-	
30	Scheyer, Jon	g	5-12	5-10	5-5	1	4	5	1	20	4	1	0	1			40	
05	Plumlee, Mason		1-2	0-0	0-0	3	2	5	2	2	2	2	0	0			15	
20	Dawkins, Andre		2-2	2-2	0-2	0	0	0	0	6	0	0	0	0			13	
21	Plumlee, Miles		1-4	0-0	2-2	3	4	7	2	4	0	0	0	0			20	
Team						1	1	2										
Totals			22-61	11-23	23-29	23	20	43	15	78	15	11	0	7			200	

FG % 1st Half: 12-28 42.9% 2nd half: 10-33 30.3% Game: 22-61 36.1%
 3FG % 1st Half: 6-10 60.0% 2nd half: 5-13 38.5% Game: 11-23 47.8%
 FT % 1st Half: 2-2 100.0 2nd half: 21-27 77.8% Game: 23-29 79.3%

Deadball
Rebounds
2

Officials: R-Michael Stuart, U1-Scott Thornley, U2-Doug Sirmons

Technical fouls: Baylor-Acy, Quincy. Duke-None.

Attendance: 47492

Score by periods	1st	2nd	Total
Baylor	35	36	71
Duke	32	46	78

Points	In Paint	Off T/O	2nd Chance	Fast Break	Bench
BU	40	13	16	7	12
DU	20	17	23	0	12

Last FG - BU 2nd-00:09, DU 2nd-01:36.

Largest lead - BU by 6 1st-01:00, DU by 10 2nd-01:19.

Score tied - 12 times.

Lead changed - 11 times.



2012 NCAA TOURNAMENT – ROUND OF 64

Official Basketball Box Score -- Game Totals -- Final Statistics

South Dakota State vs Baylor

03/15/12 5:45 pm at The Pit; Albuquerque, N.M.

South Dakota State 60 • 27-8

##	Player	f/g	Total		3-Ptr		Rebounds			PF	TP	A	TO	Blk	Stl	Min
			FG-FGA	FT-FTA	FG-FGA	FT-FTA	Off	Def	Tot							
33	CALLAHAN,Griffan	f	2-6	1-4	2-6	0-0	1	0	1	5	7	0	1	1	2	40-
34	FIEGEN,Tony	f	1-2	0-0	0-0	0-0	2	3	5	3	2	5	1	0	0	20
42	DYKSTRA,Jordan	f	2-7	0-0	1-5	0-0	1	2	3	2	5	1	3	0	0	27
03	WOLTERS,Nate	g	7-13	4-6	1-6	0-0	0	4	4	3	19	4	5	0	3	37
12	CARLSON,Brayden	g	3-8	2-2	1-4	0-0	0	2	2	1	9	5	1	0	1	39
05	PRINCE,Taevaunn		1-2	1-2	0-0	0-0	0	0	0	1	3	0	0	0	0	3
25	WHITE,Chad		5-12	0-0	5-9	0-0	0	2	2	2	15	0	1	0	1	30
32	HEEMSTRA,Marcus		0-0	0-0	0-0	0-0	0	0	0	0	0	1	1	0	0	4
Team							3	3	6							
Totals			21-50	8-14	10-30	0-0	7	16	23	17	60	16	13	1	7	200

FG % 1st Half: 9-24 37.5% 2nd half: 12-26 46.2% Game: 21-50 42.0%
 3FG % 1st Half: 4-14 28.6% 2nd half: 6-16 37.5% Game: 10-30 33.3%
 FT % 1st Half: 6-10 60.0% 2nd half: 2-4 50.0% Game: 8-14 57.1%

Deadball
Rebounds
5,3

Baylor 68 • 28-7

##	Player	f/g	Total		3-Ptr		Rebounds			PF	TP	A	TO	Blk	Stl	Min
			FG-FGA	FT-FTA	FG-FGA	FT-FTA	Off	Def	Tot							
04	Acy, Quincy	f	2-2	0-0	0-0	0-0	2	1	3	4	4	1	4	1	0	18
30	Miller, Quincy	f	4-9	2-2	0-1	0-0	3	1	4	0	10	1	0	1	0	21
01	Jones III, Perry	c	1-6	0-3	0-0	0-0	3	8	11	1	2	1	2	0	0	33
05	Heslip, Brady	g	5-10	2-2	5-10	0-0	0	3	3	3	17	1	0	0	1	39
55	Jackson, Pierre	g	6-11	4-5	2-6	0-0	0	0	0	2	18	2	2	0	2	32
14	Bello, Deuce		0-3	4-6	0-1	0-0	1	0	1	2	4	0	1	0	2	17
22	Walton, A.J.		1-6	0-0	0-0	0-0	2	5	7	4	2	3	2	0	1	31
41	Jones, Anthony		4-5	2-2	1-2	0-0	1	1	2	0	11	0	1	0	0	9
Team							0	4	4							
Totals			23-52	14-20	8-20	0-0	12	23	35	16	68	9	12	2	6	200

FG % 1st Half: 12-28 42.9% 2nd half: 11-24 45.8% Game: 23-52 44.2%
 3FG % 1st Half: 5-10 50.0% 2nd half: 3-10 30.0% Game: 8-20 40.0%
 FT % 1st Half: 7-10 70.0% 2nd half: 7-10 70.0% Game: 14-20 70.0%

Deadball
Rebounds
4

Officials: Leslie Jones, LaMar Simpson, Dwayne Gladden
 Technical fouls: South Dakota State-None. Baylor-None.
 Attendance: 11839

Score by periods	1st	2nd	Total
South Dakota State	28	32	60
Baylor	36	32	68

	In	Off	2nd	Fast	
Points	Paint	T/O	Chance	Break	Bench
SDS	18	19	2	0	18
BU	28	23	13	5	17

Last FG - SDS 2nd-01:13, BU 2nd-03:59.
 Largest lead - SDS by 12 1st-13:18, BU by 11 2nd-08:34.

Score tied - 0 times.
 Lead changed - 1 time.



2012 NCAA TOURNAMENT – ROUND OF 32

Official Basketball Box Score -- Game Totals -- Final Statistics

Colorado vs Baylor

03/17/12 7:00 PM at The Pit; Albuquerque, N.M.

Colorado 63 • 24-12

##	Player	f	Total			3-Ptr			Rebounds			PF	TP	A	TO	Blk	Stl	Min
			FG-FGA	FG-FGA	FT-FTA	FG-FGA	FG-FGA	FT-FTA	Off	Def	Tot							
21	Roberson, Andre	f	4-5	1-1	4-5	1	7	8	3	13	2	2	1	4			36	
33	Dufault, Austin	f	6-12	0-3	2-2	0	2	2	3	14	1	0	0	0			29	
01	Tomlinson, Nate	g	0-1	0-1	0-0	1	1	2	2	0	0	3	0	0			25	
25	Dinwiddie, Spencer	g	1-3	1-2	0-0	1	2	3	3	3	2	0	0	0			28	
30	Brown, Carlon	g	6-14	0-5	1-2	1	4	5	1	13	3	5	1	0			30	
00	Booker, Askia		4-12	3-3	4-7	2	3	5	1	15	1	2	0	0			28	
15	Harris-Tunks, Shane		1-3	0-0	1-2	0	1	1	3	3	4	1	1	1			14	
23	Chen, Sabatino		0-0	0-0	0-0	0	0	0	0	0	0	0	0	0			3	
31	Adams, Jeremy		1-1	0-0	0-0	0	1	1	0	2	0	0	0	1			7	
Team						1	0	1										
Totals			23-51	5-15	12-18	7	21	28	16	63	13	13	3	6			200	

FG % 1st Half: 13-23 56.5% 2nd half: 10-28 35.7% Game: 23-51 45.1%
 3FG % 1st Half: 2-4 50.0% 2nd half: 3-11 27.3% Game: 5-15 33.3%
 FT % 1st Half: 7-9 77.8% 2nd half: 5-9 55.6% Game: 12-18 66.7%

Deadball
Rebounds
3.2

Baylor 80 • 29-7

##	Player	f	Total			3-Ptr			Rebounds			PF	TP	A	TO	Blk	Stl	Min
			FG-FGA	FG-FGA	FT-FTA	FG-FGA	FG-FGA	FT-FTA	Off	Def	Tot							
04	Acy, Quincy	f	2-5	0-0	3-4	4	6	10	3	7	2	1	1	0			29	
30	Miller, Quincy	f	3-9	0-0	2-2	1	4	5	2	8	1	2	2	1			23	
01	Jones III, Perry	c	3-8	0-0	1-1	1	3	4	2	7	1	0	0	0			27	
05	Heslip, Brady	g	9-13	9-12	0-0	0	1	1	0	27	0	1	0	1			39	
55	Jackson, Pierre	g	6-17	1-6	2-2	1	2	3	2	15	10	4	0	5			31	
14	Bello, Deuce		2-3	0-0	0-0	3	1	4	2	4	0	1	1	0			11	
22	Walton, A.J.		1-7	0-1	2-2	2	2	4	1	4	1	1	0	1			27	
41	Jones, Anthony		2-2	1-1	3-7	1	2	3	0	8	0	0	0	1			13	
Team						4	3	7			1							
Totals			28-64	11-20	13-18	17	24	41	12	80	15	11	4	9			200	

FG % 1st Half: 12-35 34.3% 2nd half: 16-29 55.2% Game: 28-64 43.8%
 3FG % 1st Half: 6-13 46.2% 2nd half: 5-7 71.4% Game: 11-20 55.0%
 FT % 1st Half: 7-9 77.8% 2nd half: 6-9 66.7% Game: 13-18 72.2%

Deadball
Rebounds
1

Officials: Roger Ayers, Brian O'Connell, LaMar Simpson

Technical fouls: Colorado-None. Baylor-None.

Attendance: 12128

Score by periods	1st	2nd	Total
Colorado	35	28	63
Baylor	37	43	80

Points	In Paint	Off T/O	2nd Chance	Fast Break	Bench
CU	34	11	7	2	20
BU	32	13	16	14	16

Last FG - CU 2nd-02:43, BU 2nd-00:16.
 Largest lead - CU by 3 2nd-11:12, BU by 17 2nd-00:16.

Score tied - 5 times.
 Lead changed - 4 times.



2012 NCAA TOURNAMENT — SWEET 16

Official Basketball Box Score -- Game Totals -- Final Statistics

Xavier vs Baylor

03/23/12 7:15 pm at Georgia Dome; Atlanta, Ga.

Xavier 70 • 23-13

##	Player	f	Total		3-Ptr		Rebounds			PF	TP	A	TO	Blk	Stl	Min
			FG-FGA	FG-FGA	FT-FTA	Off	Def	Tot								
05	Wells, Dezmine	f	1-6	0-2	0-0	1	4	5	0	2	0	0	1	1	24	
54	Walker, Andre	f	0-2	0-1	0-0	2	2	4	0	0	2	0	0	1	17	
32	Frease, Kenny	c	7-10	0-0	4-5	2	1	3	0	18	1	3	1	0	35	
10	Lyons, Mark	g	5-15	0-4	6-9	0	2	2	4	16	2	3	0	2	40	
52	Holloway, Tu	g	6-13	1-5	9-10	1	3	4	4	22	3	2	0	2	38	
00	Davis, Dee		1-1	0-0	0-0	0	0	0	4	2	1	0	0	1	8	
04	Taylor, Travis		0-1	0-0	0-0	0	0	0	0	0	0	0	0	0	4	
12	Redford, Brad		0-0	0-0	0-0	0	0	0	0	0	0	0	0	0	1	
20	Martin, Justin		2-4	2-3	0-0	2	3	5	2	6	1	1	1	0	18	
21	Robinson, Jeff		2-4	0-0	0-0	2	1	3	1	4	0	1	1	0	15	
Team						1	2	3								
Totals			24-56	3-15	19-24	11	18	29	15	70	10	10	4	7	200	

FG % 1st Half: 11-27 40.7% 2nd half: 13-29 44.8% Game: 24-56 42.9%
 3FG % 1st Half: 0-6 0.0% 2nd half: 3-9 33.3% Game: 3-15 20.0%
 FT % 1st Half: 7-9 77.8% 2nd half: 12-15 80.0% Game: 19-24 79.2%

Deadball
Rebounds
1

Baylor 75 • 30-7

##	Player	f	Total		3-Ptr		Rebounds			PF	TP	A	TO	Blk	Stl	Min
			FG-FGA	FG-FGA	FT-FTA	Off	Def	Tot								
04	Acy, Quincy	f	8-11	0-0	4-4	2	13	15	3	20	3	1	1	1	34	
30	Miller, Quincy	f	3-7	0-2	0-0	0	3	3	1	6	1	2	1	1	27	
01	Jones III, Perry	c	7-8	0-0	0-0	2	3	5	3	14	1	1	1	1	26	
05	Heslip, Brady	g	3-7	1-3	4-4	0	2	2	0	11	1	0	0	1	32	
55	Jackson, Pierre	g	5-12	3-7	3-4	1	1	2	1	16	10	3	0	2	36	
14	Bello, Deuce		0-2	0-0	1-2	1	0	1	4	1	0	1	0	0	15	
22	Walton, A.J.		1-4	0-1	0-0	1	2	3	5	2	5	4	0	1	20	
34	Jefferson, Cory		0-1	0-0	0-0	0	0	0	0	0	0	0	0	0	1	
41	Jones, Anthony		2-5	1-2	0-0	0	1	1	0	5	0	0	0	0	9	
Team						3	0	3			1					
Totals			29-57	5-15	12-14	10	25	35	17	75	21	13	3	7	200	

FG % 1st Half: 16-30 53.3% 2nd half: 13-27 48.1% Game: 29-57 50.9%
 3FG % 1st Half: 3-9 33.3% 2nd half: 2-6 33.3% Game: 5-15 33.3%
 FT % 1st Half: 1-2 50.0% 2nd half: 11-12 91.7% Game: 12-14 85.7%

Deadball
Rebounds
2

Officials: Roger Ayers, Terry Wymer, Sean Corbin

Technical fouls: Xavier-None. Baylor-None.

Attendance: 24731

2012 NCAA Men's Basketball Championship - South Regional Semifinal

Score by periods	1st	2nd	Total
Xavier	29	41	70
Baylor	36	39	75

	In	Off	2nd	Fast	
Points	Paint	T/O	Chance	Break	Bench
XU	40	20	10	9	12
BU	38	11	9	11	8

Last FG - XU 2nd-00:13, BU 2nd-02:20.
 Largest lead - XU None, BU by 18 1st-12:34.

Score tied - 0 times.
 Lead changed - 0 times.



2012 NCAA TOURNAMENT — ELITE EIGHT

Official Basketball Box Score -- Game Totals -- Final Statistics

Baylor vs Kentucky

03/25/12 2:20 pm at Georgia Dome; Atlanta, Ga.

Baylor 70 • 30-8

##	Player	f	Total		3-Ptr		Rebounds			PF	TP	A	TO	Blk	Stl	Min
			FG-FGA	FT-FTA	FG-FGA	FT-FTA	Off	Def	Tot							
04	Acy, Quincy	f	7-11	8-8	0-0	3	5	8	3	22	1	3	2	1	34	
30	Miller, Quincy	f	1-6	0-0	1-2	0	6	6	3	3	1	1	2	0	19	
01	Jones III, Perry	c	6-14	4-5	1-2	3	5	8	4	17	2	4	0	0	34	
05	Heslip, Brady	g	1-2	1-2	1-2	0	1	1	4	4	1	0	0	0	26	
55	Jackson, Pierre	g	9-19	2-2	1-7	2	0	2	4	21	5	4	0	2	38	
00	Franklin, Gary		0-1	0-0	0-0	0	0	0	5	0	3	0	1	0	9	
03	Ellis, Fred		0-0	0-0	0-0	0	0	0	1	0	0	0	0	0	1	
14	Bello, Deuce		1-3	1-2	0-0	0	1	1	3	3	0	1	0	2	13	
22	Walton, A.J.		0-4	0-0	0-1	1	0	1	4	0	2	1	0	0	19	
41	Jones, Anthony		0-4	0-0	0-0	2	0	2	1	0	0	0	0	0	7	
Team						5	0	5								
Totals			25-64	16-19	4-14	16	18	34	32	70	15	14	5	5	200	

FG % 1st Half: 8-25 32.0% 2nd half: 17-39 43.6% Game: 25-64 39.1%
 3FG % 1st Half: 1-4 25.0% 2nd half: 3-10 30.0% Game: 4-14 28.6%
 FT % 1st Half: 5-6 83.3% 2nd half: 11-13 84.6% Game: 16-19 84.2%

Deadball
Rebounds
2

Kentucky 82 • 36-2

##	Player	f	Total		3-Ptr		Rebounds			PF	TP	A	TO	Blk	Stl	Min
			FG-FGA	FT-FTA	FG-FGA	FT-FTA	Off	Def	Tot							
03	Jones, Terrence	f	3-7	6-12	0-1	2	7	9	1	12	6	2	3	2	35	
14	Kidd-Gilchrist, M.	f	7-10	4-4	1-1	2	3	5	5	19	1	3	0	0	27	
23	Davis, Anthony	c	6-9	6-8	0-0	3	8	11	4	18	1	0	6	2	32	
20	Lamb, Doron	g	3-7	7-12	1-3	0	1	1	2	14	1	2	0	2	32	
25	Teague, Marquis	g	2-4	3-4	1-1	0	3	3	3	8	3	4	0	1	30	
01	Miller, Darius		2-6	4-4	0-2	0	0	0	2	8	3	1	0	2	35	
30	Vargas, Eloy		0-0	0-0	0-0	0	0	0	0	0	0	0	0	0	2	
33	Wiltjer, Kyle		1-2	0-0	1-1	0	0	0	1	3	0	0	0	0	7	
Team						1	2	3			1					
Totals			24-45	30-44	4-9	8	24	32	18	82	15	13	9	9	200	

FG % 1st Half: 16-29 55.2% 2nd half: 8-16 50.0% Game: 24-45 53.3%
 3FG % 1st Half: 3-6 50.0% 2nd half: 1-3 33.3% Game: 4-9 44.4%
 FT % 1st Half: 7-10 70.0% 2nd half: 23-34 67.6% Game: 30-44 68.2%

Deadball
Rebounds
9

Officials: Les Jones, Bryan Kersey, Mike Stuart

Technical fouls: Baylor-None. Kentucky-None.

Attendance: 24035

2012 NCAA South Regional Final

Score by periods	1st	2nd	Total
Baylor	22	48	70
Kentucky	42	40	82

	In	Off	2nd	Fast	
Points	Paint	T/O	Chance	Break	Bench
BU	36	10	14	17	3
UK	32	15	7	17	11

Last FG - BU 2nd-00:23, UK 2nd-04:07.
 Largest lead - BU by 5 1st-16:17, UK by 23 2nd-16:41.

Score tied - 2 times.
 Lead changed - 2 times.



2014 NCAA TOURNAMENT – ROUND OF 64

Official Basketball Box Score -- Game Totals -- Final Statistics
 Nebraska vs Baylor
 3/21/14 11:41 am at San Antonio, Texas (AT&T Center)

Nebraska 60 • 19-13

##	Player	f	Total			3-Ptr			Rebounds			PF	TP	A	TO	Blk	Stl	Min
			FG-FGA	FG-FGA	FT-FTA	FG-FGA	FG-FGA	FT-FTA	Off	Def	Tot							
02	Rivers, David	f	2-3	0-0	0-0	0	1	1	5	4	1	2	2	2			29	
05	Petteway, Terran	f	5-15	0-7	8-10	1	2	3	4	18	1	4	1	2			33	
35	Pitchford, Walter	f	0-3	0-2	0-0	0	5	5	3	0	1	2	2	0			28	
00	Webster, Tai	g	0-2	0-2	0-1	2	2	4	3	0	1	0	0	0			11	
31	Shields, Shavon	g	7-13	1-1	1-4	1	4	5	5	16	1	1	1	1			37	
03	Parker, Benny		2-3	0-0	1-1	0	2	2	2	5	0	0	0	1			15	
04	Hawkins, Nathan		0-0	0-0	0-0	0	0	0	1	0	0	0	0	0			1	
15	Gallegos, Ray		6-13	3-9	0-0	0	2	2	1	15	2	2	0	2			35	
21	Smith, Leslee		1-2	0-0	0-0	1	1	2	5	2	0	0	1	1			11	
Team						0	1	1	2									
Totals			23-54	4-21	10-16	5	20	25	31	60	7	11	7	9			200	

FG % 1st Half: 6-26 23.1% 2nd half: 17-28 60.7% Game: 23-54 42.6%
 3FG % 1st Half: 0-11 0.0% 2nd half: 4-10 40.0% Game: 4-21 19.0%
 FT % 1st Half: 4-9 44.4% 2nd half: 6-7 85.7% Game: 10-16 62.5%

Deadball
Rebounds
4,2

Baylor 74 • 25-11

##	Player	f	Total			3-Ptr			Rebounds			PF	TP	A	TO	Blk	Stl	Min
			FG-FGA	FG-FGA	FT-FTA	FG-FGA	FG-FGA	FT-FTA	Off	Def	Tot							
00	O'Neale, Royce	f	1-4	0-1	1-2	2	8	10	1	3	4	1	0	1			35	
34	Jefferson, Cory	f	6-12	0-1	4-6	2	4	6	3	16	1	2	1	1			28	
21	Austin, Isaiah	c	2-3	1-1	8-10	1	6	7	2	13	0	1	1	1			22	
01	Chery, Kenny	g	2-7	0-1	4-4	0	1	1	4	8	1	4	0	0			21	
05	Heslip, Brady	g	1-7	0-6	10-10	0	0	0	1	12	1	0	0	1			31	
02	Gathers, Rico		4-5	0-0	3-6	0	6	6	2	11	0	2	0	0			23	
04	Franklin, Gary		1-3	1-3	5-6	1	2	3	1	8	2	2	0	2			29	
13	Heard, John		0-0	0-0	0-0	0	0	0	1	0	0	0	0	0			0+	
20	Lowery, Logan		0-0	0-0	0-0	0	0	0	0	0	0	0	0	0			0+	
24	Wainright, Ish		0-0	0-0	0-0	0	0	0	0	0	0	0	0	0			0+	
35	Prince, Taurean		0-1	0-0	3-4	1	1	2	1	3	0	0	0	1			11	
Team						2	0	2										
Totals			17-42	2-13	38-48	9	28	37	16	74	9	12	2	7			200	

FG % 1st Half: 7-21 33.3% 2nd half: 10-21 47.6% Game: 17-42 40.5%
 3FG % 1st Half: 1-6 16.7% 2nd half: 1-7 14.3% Game: 2-13 15.4%
 FT % 1st Half: 14-20 70.0% 2nd half: 24-28 85.7% Game: 38-48 79.2%

Deadball
Rebounds
4

Officials: Karl Hess, Brian Dorsey, Tim Clougherty

Technical fouls: Nebraska-TEAM 2. Baylor-None.

Attendance: 12895

2014 NCAA Division I Men's Basketball Championship - West Region Second Round

Score by periods	1st	2nd	Total
Nebraska	16	44	60
Baylor	29	45	74

	In	Off	2nd	Fast	
Points	Paint	T/O	Chance	Break	Bench
NU	32	15	2	11	22
BU	24	9	10	2	22

Last FG - NU 2nd-01:13, BU 2nd-02:39.
 Largest lead - NU by 2 1st-19:42, BU by 21 2nd-09:10.

Score tied - 1 time.
 Lead changed - 1 time.



2014 NCAA TOURNAMENT – ROUND OF 32

Official Basketball Box Score -- Game Totals -- Final Statistics
 Baylor vs Creighton
 3/23/14 7:12 pm at San Antonio, Texas (AT&T Center)

Baylor 85 • 26-11

##	Player	f	Total		3-Ptr		Rebounds			PF	TP	A	TO	Blk	Stl	Min
			FG-FGA	FT-FTA	FG-FGA	FT-FTA	Off	Def	Tot							
00	O'Neale, Royce	f	3-4	2-2	2-2	0	5	5	1	10	8	2	0	2	29	
34	Jefferson, Cory	f	5-8	0-1	4-7	0	4	4	1	14	0	1	1	0	31	
21	Austin, Isaiah	c	7-11	0-2	3-6	2	2	4	2	17	3	0	2	0	30	
01	Chery, Kenny	g	4-9	4-5	2-2	0	4	4	2	14	3	2	0	0	31	
05	Heslip, Brady	g	6-8	5-7	0-0	0	1	1	0	17	3	0	0	0	32	
02	Gathers, Rico		3-4	0-0	0-0	2	7	9	2	6	0	1	0	0	16	
04	Franklin, Gary		0-0	0-0	0-0	0	0	0	2	0	2	2	0	0	13	
13	Heard, John		0-0	0-0	0-0	0	0	0	0	0	0	0	0	0	2	
20	Lowery, Logan		1-1	0-0	1-2	0	0	0	0	3	0	0	0	0	3	
24	Wainright, Ish		1-1	0-0	0-0	0	0	0	0	2	0	0	0	0	3	
35	Prince, Taurean		0-1	0-1	2-2	0	1	1	1	2	0	0	0	0	10	
Team						1	3	4								
Totals			30-47	11-18	14-21	5	27	32	11	85	19	8	3	2	200	

FG % 1st Half: 14-22 63.6% 2nd half: 16-25 64.0% Game: 30-47 63.8%
 3FG % 1st Half: 7-9 77.8% 2nd half: 4-9 44.4% Game: 11-18 61.1%
 FT % 1st Half: 5-9 55.6% 2nd half: 9-12 75.0% Game: 14-21 66.7%

Deadball
Rebounds
3

Creighton 55 • 27-8

##	Player	f	Total		3-Ptr		Rebounds			PF	TP	A	TO	Blk	Stl	Min
			FG-FGA	FT-FTA	FG-FGA	FT-FTA	Off	Def	Tot							
03	McDermott, Doug	f	7-14	0-3	1-2	0	2	2	4	15	1	1	0	0	33	
34	Wragge, Ethan	f	2-7	2-6	1-2	1	2	3	4	7	0	1	0	0	29	
01	Chatman, Austin	g	5-8	1-4	0-0	2	1	3	2	11	1	1	0	0	37	
10	Gibbs, Grant	g	3-7	0-2	2-2	1	2	3	4	8	3	3	0	2	26	
12	Manigat, Jahenns	g	1-6	1-6	0-0	0	1	1	0	3	2	0	0	1	28	
04	Olsen, Alex		0-0	0-0	0-0	0	0	0	0	0	0	0	0	0	2	
05	Brooks, Devin		1-6	0-2	0-0	2	2	4	2	2	4	1	0	1	14	
22	Dingman, Avery		1-2	1-1	0-0	1	2	3	2	3	0	0	0	0	10	
31	Artino, Will		0-1	0-0	1-2	0	0	0	0	1	0	0	0	0	5	
40	Hanson, Zach		1-3	0-0	0-0	0	2	2	1	2	0	1	0	0	13	
41	Groselle, Geoffrey		1-1	0-0	1-1	0	0	0	0	3	0	0	0	0	3	
Team						1	0	1								
Totals			22-55	5-24	6-9	8	14	22	19	55	11	8	0	4	200	

FG % 1st Half: 9-24 37.5% 2nd half: 13-31 41.9% Game: 22-55 40.0%
 3FG % 1st Half: 1-9 11.1% 2nd half: 4-15 26.7% Game: 5-24 20.8%
 FT % 1st Half: 1-2 50.0% 2nd half: 5-7 71.4% Game: 6-9 66.7%

Deadball
Rebounds
1,2

Officials: Karl Hess, Brian Dorsey, Mike Nance
 Technical fouls: Baylor-None. Creighton-None.
 Attendance: 13431

2014 NCAA Division I Men's Basketball Championship - West Region Third Round

Score by periods	1st	2nd	Total
Baylor	40	45	85
Creighton	20	35	55

	In	Off	2nd	Fast	
Points	Paint	T/O	Chance	Break	Bench
BU	30	14	5	3	13
CU	34	8	10	2	11

Last FG - BU 2nd-00:45, CU 2nd-00:30.
 Largest lead - BU by 34 2nd-01:18, CU by 2 1st-19:57.

Score tied - 2 times.
 Lead changed - 1 time.



2014 NCAA TOURNAMENT — SWEET 16

Official Basketball Box Score -- Game Totals -- Final Statistics
 Baylor vs Wisconsin
 3/27/14 4:47 pm at Anaheim, CA (Honda Center)

Baylor 52 • 26-12

##	Player	f	Total			3-Ptr			Rebounds			PF	TP	A	TO	Blk	Stl	Min
			FG-FGA	FG-FGA	FT-FTA	FG-FGA	FG-FGA	FT-FTA	Off	Def	Tot							
00	O'Neale, Royce	f	1-6	0-1	1-2				2	3	5	3	3	4	2	1	1	29
34	Jefferson, Cory	f	6-13	0-3	3-4				1	6	7	1	15	1	1	0	0	31
21	Austin, Isaiah	c	5-12	0-2	2-2				2	3	5	4	12	1	0	2	0	31
01	Chery, Kenny	g	2-10	1-2	7-8				2	6	8	2	12	1	1	0	0	33
05	Heslip, Brady	g	1-6	1-4	0-0				0	0	0	0	3	0	0	0	1	34
02	Gathers, Rico		1-4	0-0	0-0				1	1	2	2	2	1	0	0	0	14
04	Franklin, Gary		2-8	0-3	0-0				0	1	1	2	4	2	1	0	1	18
13	Heard, John		0-0	0-0	0-0				0	0	0	0	0	0	0	0	0	0+
20	Lowery, Logan		0-0	0-0	0-0				0	0	0	0	0	0	0	0	0	0+
24	Wainright, Ish		0-0	0-0	1-2				0	0	0	1	1	0	0	0	1	1
35	Prince, Taurean		0-0	0-0	0-0				1	1	2	1	0	0	1	0	1	9
Team									2	1	3							
Totals			18-59	2-15	14-18				11	22	33	16	52	10	6	3	5	200

FG % 1st Half: 5-25 20.0% 2nd half: 13-34 38.2% Game: 18-59 30.5%
 3FG % 1st Half: 1-6 16.7% 2nd half: 1-9 11.1% Game: 2-15 13.3%
 FT % 1st Half: 5-6 83.3% 2nd half: 9-12 75.0% Game: 14-18 77.8%

Deadball
Rebounds
1

Wisconsin 69 • 29-7

##	Player	f	Total			3-Ptr			Rebounds			PF	TP	A	TO	Blk	Stl	Min
			FG-FGA	FG-FGA	FT-FTA	FG-FGA	FG-FGA	FT-FTA	Off	Def	Tot							
15	Dekker, Sam	f	3-8	1-4	0-3				1	1	2	1	7	1	2	0	0	22
44	Kaminsky, Frank	f	8-11	0-0	3-4				0	4	4	3	19	3	0	6	0	34
01	Brust, Ben	g	5-7	3-5	1-2				1	5	6	1	14	2	1	0	0	34
12	Jackson, Traevon	g	2-4	1-2	2-2				1	6	7	4	7	5	2	0	0	23
21	Gasser, Josh	g	0-5	0-2	4-4				1	7	8	0	4	3	2	0	1	34
10	Hayes, Nigel		5-9	0-0	0-2				3	3	6	4	10	2	1	0	0	18
11	Hill, Jordan		0-1	0-1	0-0				0	0	0	1	0	0	1	0	0	1
13	Dukan, Duje		2-3	0-0	1-3				0	1	1	0	5	1	0	0	0	15
24	Koenig, Bronson		1-2	1-2	0-0				1	0	1	2	3	1	1	0	0	16
30	Brown, Vitto		0-0	0-0	0-0				0	0	0	0	0	0	0	0	0	1
32	Anderson, Evan		0-0	0-0	0-0				0	1	1	0	0	0	0	0	0	1
34	Bohannon, Zach		0-0	0-0	0-0				0	0	0	0	0	0	0	0	0	1
Team									0	4	4							
Totals			26-50	6-16	11-20				8	32	40	16	69	18	10	6	1	200

FG % 1st Half: 13-27 48.1% 2nd half: 13-23 56.5% Game: 26-50 52.0%
 3FG % 1st Half: 3-8 37.5% 2nd half: 3-8 37.5% Game: 6-16 37.5%
 FT % 1st Half: 0-1 0.0% 2nd half: 11-19 57.9% Game: 11-20 55.0%

Deadball
Rebounds
3

Officials: Roger Ayers, Antinio Petty, Jeffrey Anderson

Technical fouls: Baylor-None. Wisconsin-None.

Attendance: 17773

2014 NCAA Division I Men's Basketball Championship West Regional

Score by periods	1st	2nd	Total
Baylor	16	36	52
Wisconsin	29	40	69

	In	Off	2nd	Fast	
Points	Paint	T/O	Chance	Break	Bench
BU	24	5	7	0	7
WIS	36	6	13	2	18

Last FG - BU 2nd-00:41, WIS 2nd-01:35.
 Largest lead - BU by 2 1st-19:43, WIS by 21 2nd-10:03.

Score tied - 1 time.
 Lead changed - 1 time.



RECAPS



SEASON RESULTS

RECORD BREAKDOWN

	OVERALL	HOME	AWAY	NEUTRAL
All Games	24-9	16-2	6-5	2-2
Big 12 Conference	11-7	7-2	4-5	0-0
Non-Conference	13-2	9-0	2-0	2-2

RESULTS

DATE	OPPONENT	W/L	SCORE	ATTEND	POINTS LEADER	REBOUNDS LEADER	ASSISTS LEADER
11/14	MCNEESE STATE	W	80-39	6,158	16 - Deng Deng	12 - Rico Gathers	5 - Chery/Wainright
11/18	at South Carolina	W	69-65	13,291	20 - Kenny Chery	7 - Royce O'Neale	7 - Royce O'Neale
11/21	PRAIRIE VIEW A&M ¹	W	60-45	5,208	15 - Taurean Prince	13 - Rico Gathers	5 - Lester Medford
11/24	SFA ¹	W	67-51	5,503	19 - Royce O'Neale	14 - Royce O'Neale	5 - Chery/O'Neale
11/27	vs. Memphis ²	W	71-47	5,500	20 - Taurean Prince	11 - Rico Gathers	6 - Lester Medford
11/28	vs. Illinois ²	L	54-62	5,500	11 - Gathers/Prince	15 - Rico Gathers	3 - Lester Medford
12/1	TEXAS SOUTHERN	W	75-49	4,286	23 - Rico Gathers	13 - Rico Gathers	8 - Lester Medford
12/4	at Vanderbilt	W	66-63	7,740	22 - Royce O'Neale	6 - Gathers/Medford	7 - Lester Medford
12/9	TEXAS A&M	W	77-63	7,265	22 - Johnathan Motley	11 - Johnathan Motley	6 - Lester Medford
12/17	NEW MEXICO STATE	W	66-55	4,787	16 - Johnathan Motley	12 - Rico Gathers	7 - Kenny Chery
12/22	SOUTHERN	W	70-66	5,379	19 - Johnathan Motley	11 - Rico Gathers	7 - Kenny Chery
12/30	NORFOLK STATE	W	92-51	5,138	23 - Royce O'Neale	11 - Rico Gathers	7 - Chery/Medford
1/3	at Oklahoma	L	63-73	12,322	24 - Johnathan Motley	12 - Rico Gathers	6 - Kenny Chery
1/7	KANSAS	L	55-56	7,088	25 - Kenny Chery	14 - Rico Gathers	3 - Chery/O'Neale
1/10	at TCU	W	66-59 ot	5,388	17 - Gathers/Prince	18 - Rico Gathers	4 - Royce O'Neale
1/14	IOWA STATE	W	74-73	6,576	15 - Royce O'Neale	15 - Rico Gathers	4 - Chery/Medford/Motley
1/17	at Kansas State	L	61-63	12,528	21 - Kenny Chery	6 - Gathers/O'Neale	5 - Royce O'Neale
1/21	HUSTON-TILLOTSON	W	81-61	4,760	25 - Rico Gathers	28 - Rico Gathers	5 - Freeman/Medford
1/24	OKLAHOMA	W	69-58	8,753	17 - Lester Medford	8 - Rico Gathers	5 - Lester Medford
1/27	at Oklahoma State	L	53-64	7,364	13 - Lester Medford	11 - Rico Gathers	4 - Kenny Chery
1/31	TEXAS	W	83-60	9,680	23 - Kenny Chery	15 - Rico Gathers	7 - Lester Medford
2/4	TCU	W	77-57	5,405	14 - Rico Gathers	17 - Rico Gathers	6 - Kenny Chery
2/7	at West Virginia	W	87-69	12,783	17 - Rico Gathers	17 - Rico Gathers	4 - Chery/O'Neale
2/9	OKLAHOMA STATE	L	65-74	6,720	20 - Taurean Prince	16 - Rico Gathers	6 - Royce O'Neale
2/14	at Kansas	L	64-74	16,300	18 - Rico Gathers	9 - Royce O'Neale	6 - Royce O'Neale
2/17	at Texas Tech	W	54-49	6,572	22 - Taurean Prince	6 - Gathers/O'Neale	4 - Kenny Chery
2/21	KANSAS STATE	W	69-42	8,046	14 - Taurean Prince	10 - Rico Gathers	5 - Taurean Prince
2/25	at Iowa State	W	79-70	14,384	20 - Taurean Prince	7 - Rico Gathers	7 - Kenny Chery
2/28	WEST VIRGINIA	W	78-66	9,385	20 - Taurean Prince	10 - Rico Gathers	7 - Royce O'Neale
3/2	at Texas	L	59-61 ot	12,139	17 - Taurean Prince	11 - Rico Gathers	4 - Kenny Chery
3/6	TEXAS TECH	W	77-74	9,554	24 - Taurean Prince	9 - Taurean Prince	6 - Lester Medford
3/12	vs. West Virginia ³	W	80-70	18,972	18 - Taurean Prince	9 - Rico Gathers	7 - Kenny Chery
3/13	vs. Kansas ³	L	52-62	18,972	20 - Kenny Chery	13 - Rico Gathers	2 - Al Freeman

SCHEDULE KEY

1 - Las Vegas Invitational Opening Rounds (Waco, Texas)

2 - Las Vegas Invitational (Las Vegas, Nev.)

3 - Phillips 66 Big 12 Championship (Kansas City, Mo.)

ATTENDANCE SUMMARY

	G	TOTAL	AVG/G
Home	18	119,691	6,650
Away	11	169,755	10,983
Neutral	4	48,944	12,236
TOTAL	33	338,390	10,254



SEASON RECAPS

1

Nov. 14, 2014

MCNEESE STATE RV/RV BAYLOR

39 80

Ferrell Center (6,158)

FSSW

Waco, Texas

Deng Deng scored 16 points and Lester Medford added 13 to lead Baylor in their debuts, and the Bears beat cold-shooting McNeese State 80-39 in the season opener for both teams. Bruising forward Rico Gathers had nine points and a game-high 12 rebounds for Baylor, which was unranked in the preseason despite reaching the NCAA Sweet 16 last season.

McNeese State 39 • 0-1

Player statistics table for McNeese State vs Baylor, including FG, 3-PT, FT, Rebounds, PF, TP, A, TO, Blk, Stl, Min.

FG % 1st Half: 6-31 19.4% 2nd half: 7-31 22.6% Game: 13-62 21.0%
3FG % 1st Half: 1-8 12.5% 2nd half: 3-13 23.1% Game: 4-21 19.0%
FT % 1st Half: 4-6 66.7% 2nd half: 5-9 55.6% Game: 9-15 60.0%

Baylor 80 • 1-0

Player statistics table for Baylor vs McNeese State, including FG, 3-PT, FT, Rebounds, PF, TP, A, TO, Blk, Stl, Min.

FG % 1st Half: 15-31 48.4% 2nd half: 15-27 55.6% Game: 30-58 51.7%
3FG % 1st Half: 5-14 35.7% 2nd half: 2-8 25.0% Game: 7-22 31.8%
FT % 1st Half: 4-8 50.0% 2nd half: 9-15 60.0% Game: 13-23 56.5%

Officials: Steve Olson, Kelly Self, Roland Simons
Technical fouls: McNeese State-None, Baylor-None
Attendance: 6158
Game Start: 8:35 End: 10:34 Duration: 1:59

Score by periods table for McNeese State vs Baylor.

Last FG - MCN 2nd-02:21, BU 2nd-00:57.
Largest lead - MCN None, BU by 41 2nd-00:57.

Score tied - 0 times.
Lead changed - 0 times.

3

Nov. 21, 2014

PRAIRIE VIEW A&M RV/RV BAYLOR

45 60

Ferrell Center (5,208)

FSSW

Waco, Texas

Rico Gathers had 12 points and 13 rebounds for his first double-double of the season and Baylor remained perfect against Prairie View with a 60-45 victory. Tarean Prince had a game-high 15 points on 6-of-7 shooting in 22 minutes and Royce O'Neale had 10 rebounds for the Bears, who moved to 3-0 for the eighth season in a row under coach Scott Drew.

Prairie View A&M 45 • 0-4

Player statistics table for Prairie View A&M vs Baylor, including FG, 3-PT, FT, Rebounds, PF, TP, A, TO, Blk, Stl, Min.

FG % 1st Half: 9-25 36.0% 2nd half: 10-29 34.5% Game: 19-54 35.2%
3FG % 1st Half: 4-14 28.6% 2nd half: 1-7 14.3% Game: 5-21 23.8%
FT % 1st Half: 0-2 0.0% 2nd half: 2-5 40.0% Game: 2-7 28.6%

Baylor 60 • 3-0

Player statistics table for Baylor vs Prairie View A&M, including FG, 3-PT, FT, Rebounds, PF, TP, A, TO, Blk, Stl, Min.

FG % 1st Half: 14-26 53.8% 2nd half: 7-18 38.9% Game: 21-44 47.7%
3FG % 1st Half: 4-8 50.0% 2nd half: 0-4 0.0% Game: 4-12 33.3%
FT % 1st Half: 5-10 50.0% 2nd half: 9-14 64.3% Game: 14-24 58.3%

Officials: Mike Stuart, Rick Crawford, Pat Boeh
Technical fouls: Prairie View A&M-None, Baylor-None
Attendance: 5208

Score by periods table for Prairie View A&M vs Baylor.

Last FG - PVAM 2nd-00:13, BU 2nd-00:47.
Largest lead - PVAM by 4 1st-16:38, BU by 18 2nd-04:13.

Score tied - 2 times.
Lead changed - 3 times.

2

Nov. 18, 2014

RV/RV BAYLOR SOUTH CAROLINA

69 65

Colonial Life Arena (13,291)

ESPN

Columbia, S.C.

Kenny Chery scored 18 of his 20 points in the second half and Baylor held off South Carolina's late charge for a 69-65 victory. The Bears were up 64-54 with 4:48 left and looked on their way to an easy win when the Gamecocks rallied with an 11-3 run to cut it to 67-65 with 3 seconds left on Tyrone Johnson's layup. But Chery followed with two foul shots with 1.3 seconds left to seal the game.

Baylor 69 • 2-0

Player statistics table for Baylor vs South Carolina, including FG, 3-PT, FT, Rebounds, PF, TP, A, TO, Blk, Stl, Min.

FG % 1st Half: 9-24 37.5% 2nd half: 12-23 52.2% Game: 21-47 44.7%
3FG % 1st Half: 1-9 11.1% 2nd half: 5-9 55.6% Game: 6-18 33.3%
FT % 1st Half: 11-12 91.7% 2nd half: 10-14 71.4% Game: 21-26 80.8%

South Carolina 65 • 1-1

Player statistics table for South Carolina vs Baylor, including FG, 3-PT, FT, Rebounds, PF, TP, A, TO, Blk, Stl, Min.

FG % 1st Half: 8-25 32.0% 2nd half: 14-29 48.3% Game: 22-54 40.7%
3FG % 1st Half: 2-11 18.2% 2nd half: 2-10 20.0% Game: 5-21 23.8%
FT % 1st Half: 9-10 90.0% 2nd half: 7-9 77.8% Game: 16-19 84.2%

Officials: Ron Groover, James Breeding, Lee Cassell
Technical fouls: Baylor-None, South Carolina-None
Attendance: 13291
ESPN College Hoops Tip-Off Marathon

Score by periods table for Baylor vs South Carolina.

Last FG - BU 2nd-00:54, SC 2nd-00:03.
Largest lead - BU by 10 2nd-04:48, SC by 4 1st-05:31.

Score tied - 6 times.
Lead changed - 6 times.

4

Nov. 24, 2014

STEPHEN F. AUSTIN RV/RV BAYLOR

51 67

Ferrell Center (5,503)

FSSW

Waco, Texas

Royce O'Neale had 19 points and a career-high 14 rebounds to lead Baylor to a 67-51 win over Stephen F. Austin. Baylor used a 14-0 run late in the first half to break open a tie game. At 19-19 with 6:04 left, Tarean Prince hit a 3 to open the sequence, then made two free throws, and Rico Gathers had a free throw, offensive rebound and putback, leaving Baylor up 33-19 with 1:16 remaining.

SFA 51 • 1-3

Player statistics table for SFA vs Baylor, including FG, 3-PT, FT, Rebounds, PF, TP, A, TO, Blk, Stl, Min.

FG % 1st Half: 8-27 29.6% 2nd half: 10-27 37.0% Game: 18-54 33.3%
3FG % 1st Half: 2-12 16.7% 2nd half: 3-14 21.4% Game: 5-26 19.2%
FT % 1st Half: 4-7 57.1% 2nd half: 6-9 66.7% Game: 10-16 62.5%

Baylor 67 • 4-0

Player statistics table for Baylor vs SFA, including FG, 3-PT, FT, Rebounds, PF, TP, A, TO, Blk, Stl, Min.

FG % 1st Half: 11-29 37.9% 2nd half: 12-24 50.0% Game: 23-53 43.4%
3FG % 1st Half: 4-7 57.1% 2nd half: 2-6 33.3% Game: 6-13 46.2%
FT % 1st Half: 7-10 70.0% 2nd half: 8-14 57.1% Game: 15-24 62.5%

Officials: Ray Natili, Bret Smith, Jeff Malham
Technical fouls: SFA-None, Baylor-None
Attendance: 5503
Fouled Out: Baylor: #35 Motley 0:21

Score by periods table for SFA vs Baylor.

Last FG - SFA 2nd-01:05, BU 2nd-00:54.
Largest lead - SFA by 4 1st-17:49, BU by 16 2nd-02:52.

Score tied - 3 times.
Lead changed - 1 time.



SEASON RECAPS

5 Nov. 27, 2014

RV/RV BAYLOR MEMPHIS

71 47

Orleans Arena (5,500) FSI Las Vegas, Nev.

Taurean Prince scored 20 with five rebounds and Royce O'Neale added 16 to lead Baylor past Memphis 71-47 in the third round of the Las Vegas Invitational. Baylor held Memphis to 19 percent from the field in the second half to advance to the championship game against Illinois. After the Bears trailed 35-29 with 19:44 left in the game, they outscored Memphis 33-7 in the next 12-plus minutes.

Memphis 47 • 1-2

Table with columns: Player, FG-FGA, 3-Ptr, Rebounds, PF, TP, A TO Blk Stl, Min. Lists stats for Burrell, Trahson, Nichols, King, Crawford, Woodson, Avery, Goodwin, Shaq, Powell, Pookie, Hawkins, Chris, Godfrey, Calvin.

FG % 1st Half: 12-26 46.2% 2nd half: 4-21 19.0% Game: 16-47 34.0%
3FG % 1st Half: 5-9 55.6% 2nd half: 1-6 16.7% Game: 6-15 40.0%
FT % 1st Half: 3-5 60.0% 2nd half: 6-10 60.0% Game: 9-15 60.0%

Baylor 71 • 5-0

Table with columns: Player, FG-FGA, 3-Ptr, Rebounds, PF, TP, A TO Blk Stl, Min. Lists stats for O'Neale, Royce, Gathers, Rico, Prince, Taurean, Motley, Johnathan, Medford, Lester, Wainright, Ishmail, Freeman, Al, Maston, T.J., Mills, Austin, Deng, Deng.

FG % 1st Half: 10-25 40.0% 2nd half: 17-38 44.7% Game: 27-63 42.9%
3FG % 1st Half: 5-12 41.7% 2nd half: 6-13 46.2% Game: 11-25 44.0%
FT % 1st Half: 4-7 57.1% 2nd half: 3-6 50.0% Game: 6-10 60.0%

Officials: TIM COMER, LOUIE ANDRAKAKAS, KEITH FOGLEMAN

Technical fouls: Memphis-None. Baylor-None.

Attendance: 5500

Las Vegas Invitational

Score by periods table with columns: 1st, 2nd, Total. Shows Memphis 32, 15, 47 and Baylor 29, 42, 71.

Last FG - MEM 2nd-02:15, BU 2nd-00:31. Largest lead - MEM by 6 2nd-19:44, BU by 24 2nd-00:31.

Points in game table with columns: In, Off, 2nd, Fast, Bench. Shows Memphis 16, 2, 5, 0, 17 and Baylor 26, 17, 26, 0, 17.

Score tied - 5 times. Lead changed - 4 times.

6 Nov. 28, 2014

RV/RV BAYLOR ILLINOIS

54 62

Orleans Arena (5,500) FSI Las Vegas, Nev.

Baylor led 25-21 at halftime, but Illinois opened the second half on an 8-0 run and never relinquished the lead, defeating the Bears 62-54. Rico Gathers and Taurean Prince each had 11 points to lead Baylor, and Gathers also had 15 rebounds. Baylor's 47 rebounds tied the most in a loss during the Scott Drew era.

Illinois 62 • 6-0

Table with columns: Player, FG-FGA, 3-Ptr, Rebounds, PF, TP, A TO Blk Stl, Min. Lists stats for Egwu, Nnanna, Starks, Ahmad, Cosby, Aaron, Hill, Malcolm, Rice, Rayvonte, Tate, Jaylon, Black, Leron, Morgan, Maverick, Nun, Kenderick, Colbert, Austin.

FG % 1st Half: 10-31 32.3% 2nd half: 13-28 46.4% Game: 23-59 39.0%
3FG % 1st Half: 1-11 9.1% 2nd half: 5-12 41.7% Game: 6-23 26.1%
FT % 1st Half: 9-3 0.0% 2nd half: 10-15 66.7% Game: 10-18 55.6%

Baylor 54 • 5-1

Table with columns: Player, FG-FGA, 3-Ptr, Rebounds, PF, TP, A TO Blk Stl, Min. Lists stats for O'Neale, Royce, Gathers, Rico, Prince, Taurean, Motley, Johnathan, Medford, Lester, Wainright, Ishmail, Freeman, Al, Maston, T.J., Mills, Austin, Deng, Deng.

FG % 1st Half: 7-22 31.8% 2nd half: 10-29 34.5% Game: 17-51 33.3%
3FG % 1st Half: 3-12 25.0% 2nd half: 2-9 22.2% Game: 5-21 23.8%
FT % 1st Half: 8-10 80.0% 2nd half: 7-15 46.7% Game: 15-25 60.0%

Officials: TONY CHIAZZA, WILLIAM HUMES, TIM COMER

Technical fouls: Illinois-None. Baylor-None.

Attendance: 5500

Score by periods table with columns: 1st, 2nd, Total. Shows Illinois 21, 41, 62 and Baylor 25, 29, 54.

Last FG - ILL 2nd-01:30, BU 2nd-00:15. Largest lead - ILL by 10 2nd-06:56, BU by 7 1st-17:08.

Points in game table with columns: In, Off, 2nd, Fast, Bench. Shows Illinois 26, 12, 8, 2, 15 and Baylor 22, 10, 9, 2, 15.

Score tied - 4 times. Lead changed - 7 times.

7 Dec. 1, 2014

TEXAS SOUTHERN RV/RV BAYLOR

49 75

Ferrell Center (4,286) ESPNU Waco, Texas

Rico Gathers had a then-career-best 23 points and 13 rebounds to lead Baylor to a 75-49 win over Texas Southern, improving to 46-0 against teams from the Southwestern Athletic Conference. Baylor took control of the game early. With the game tied at 4, back-to-back 3s from Lester Medford began a 14-2 run that also included a 3 and a layup by Taurean Prince.

Texas Southern 49 • 1-6

Table with columns: Player, FG-FGA, 3-Ptr, Rebounds, PF, TP, A TO Blk Stl, Min. Lists stats for Thomas, Chris, Riley, Malcolm, Shepherd, Nick, Biggs, Deverell, Gibbs, Madarious, Bynum, Tyree, Collier, Tonnice, Blanks, David, Mack, Giovanni, Johnson, Nevin, McCoggle, Christian.

FG % 1st Half: 8-20 40.0% 2nd half: 9-28 32.1% Game: 17-48 35.4%
3FG % 1st Half: 1-8 12.5% 2nd half: 3-13 23.1% Game: 4-21 19.0%
FT % 1st Half: 5-9 55.6% 2nd half: 6-13 46.2% Game: 11-22 50.0%

Baylor 75 • 6-1

Table with columns: Player, FG-FGA, 3-Ptr, Rebounds, PF, TP, A TO Blk Stl, Min. Lists stats for O'Neale, Royce, Gathers, Rico, Prince, Taurean, Motley, Johnathan, Medford, Lester, Heard, John, Wainright, Ishmail, Freeman, Al, Maston, T.J., Mills, Austin, Deng, Deng.

FG % 1st Half: 17-35 48.6% 2nd half: 10-26 38.5% Game: 27-61 44.3%
3FG % 1st Half: 3-7 42.9% 2nd half: 4-11 36.4% Game: 7-18 38.9%
FT % 1st Half: 4-10 40.0% 2nd half: 10-15 66.7% Game: 14-25 56.0%

Officials: Doug Simons, David Hall, Rodrick Dixon

Technical fouls: Texas Southern-None. Baylor-None.

Attendance: 4286

Fouled Out: BU: #35 Motley 8:19; TSU: #1 Biggs 4:52

Score by periods table with columns: 1st, 2nd, Total. Shows Texas Southern 22, 27, 49 and Baylor 41, 34, 75.

Last FG - TXSO 2nd-00:16, BU 2nd-02:15. Largest lead - TXSO by 2 1st-19:22, BU by 31 2nd-16:39.

Points in game table with columns: In, Off, 2nd, Fast, Bench. Shows Texas Southern 22, 22, 10, 9, 2, 13 and Baylor 38, 23, 9, 2, 20.

Score tied - 2 times. Lead changed - 1 time.

8 Dec. 4, 2014

RV/RV BAYLOR VANDERBILT

66 63

Memorial Gymnasium (7,740) ESPNU Nashville, Tenn.

Royce O'Neale scored 22 points and Taurean Prince added 19, leading Baylor to a 66-63 win over Vanderbilt in the Big 12/SEC Challenge at Memorial Gym. It was Baylor's first win over Vanderbilt since 1949, but the first meeting between the schools since 1985. Baylor made 10 of 18 shots from beyond the 3-point arc.

Baylor 66 • 7-1

Table with columns: Player, FG-FGA, 3-Ptr, Rebounds, PF, TP, A TO Blk Stl, Min. Lists stats for O'Neale, Royce, Gathers, Rico, Prince, Taurean, Motley, Johnathan, Medford, Lester, Wainright, Ishmail, Freeman, Al, Maston, T.J., Mills, Austin, Deng, Deng.

FG % 1st Half: 13-30 43.3% 2nd half: 11-23 47.8% Game: 24-53 45.3%
3FG % 1st Half: 6-12 50.0% 2nd half: 4-6 66.7% Game: 10-18 55.6%
FT % 1st Half: 2-3 66.7% 2nd half: 6-11 54.5% Game: 8-14 57.1%

Vanderbilt 63 • 5-2

Table with columns: Player, FG-FGA, 3-Ptr, Rebounds, PF, TP, A TO Blk Stl, Min. Lists stats for KORNET, Luke, ROBERSON, Jeff, JONES, Damian, BALDWIN IV, Wade, LACHANCE, Riley, MITCHELL, Shelton, FISHER-DAVIS, Matthe, SIAMAK, James.

FG % 1st Half: 9-24 37.5% 2nd half: 12-24 50.0% Game: 21-48 43.8%
3FG % 1st Half: 2-10 20.0% 2nd half: 1-7 14.3% Game: 3-17 17.6%
FT % 1st Half: 5-8 62.5% 2nd half: 13-15 86.7% Game: 18-23 78.3%

Officials: Ron Groover, Darron George, Don Dally

Technical fouls: Baylor-None. Vanderbilt-None.

Attendance: 7740

SEC/Big 12 Challenge

Score by periods table with columns: 1st, 2nd, Total. Shows Baylor 34, 32, 66 and Vanderbilt 25, 38, 63.

Last FG - BU 2nd-00:27, VU 2nd-00:19. Largest lead - BU by 11 1st-05:14, VU by 1 1st-19:28.

Points in game table with columns: In, Off, 2nd, Fast, Bench. Shows Baylor 24, 19, 14, 6, 14 and Vanderbilt 32, 13, 12, 4, 16.

Score tied - 3 times. Lead changed - 4 times.



SEASON RECAPS

9

Dec. 9, 2014

TEXAS A&M
RV/RV BAYLOR

62
67

Ferrell Center (7,265)

ESPN2

Waco, Texas

Freshman Johnathan Motley had 22 points and Baylor overcame a slow start to beat Texas A&M 77-63 when the former Big 12 and Southwest Conference rivals played for the first time in three seasons. Rico Gathers had 13 points and 10 rebounds for his 11th career double-double at Baylor, which won its ninth straight home game.

Texas A&M 63 • 6-2

Table with columns: Player, FG-FGA, 3-Ptr, FT-FTA, Rebounds, PF, TP, A, TO, Blk, Stl, Min. Lists stats for 14 players and team totals.

FG % 1st Half: 9-23 39.1% 2nd half: 13-16 81.3% Game: 22-39 56.4%
3FG % 1st Half: 3-11 27.3% 2nd half: 2-4 50.0% Game: 5-14 35.7%
FT % 1st Half: 8-10 80.0% 2nd half: 6-14 42.9% Game: 14-24 58.3%

Baylor 77 • 8-1

Table with columns: Player, FG-FGA, 3-Ptr, FT-FTA, Rebounds, PF, TP, A, TO, Blk, Stl, Min. Lists stats for 14 players and team totals.

FG % 1st Half: 12-27 44.4% 2nd half: 17-34 50.0% Game: 29-61 47.5%
3FG % 1st Half: 4-9 44.4% 2nd half: 0-0 0.0% Game: 4-15 26.7%
FT % 1st Half: 8-12 66.7% 2nd half: 7-11 63.6% Game: 15-23 65.2%

Officials: Joe DeRosa, Roger Ayers, Patrick Adams
Technical fouls: Texas A&M-None, Baylor-None.
Attendance: 7265
Fouled Out: A&M: #12 Jones 5:03

Score by periods table with columns: 1st, 2nd, Total. Shows scores for Texas A&M and Baylor.

Last FG - TAMU 2nd-00:29, BU 2nd-02:16.
Largest lead - TAMU by 8 1st-13:39, BU by 22 2nd-06:56.

Score tied - 3 times.
Lead changed - 3 times.

10

Dec. 17, 2014

NEW MEXICO STATE
RV/RV BAYLOR

55
66

Ferrell Center (4,787)

ESPN

Waco, Texas

Johnathan Motley scored 16 points, and Al Freeman and Lester Medford added 10 each to lead Baylor past New Mexico State 66-55. Rico Gathers had 12 rebounds for Baylor and added a career-high 7 steals, one shy of tying the program record. Motley added five blocks, doubling his season total.

New Mexico State 55 • 4-7

Table with columns: Player, FG-FGA, 3-Ptr, FT-FTA, Rebounds, PF, TP, A, TO, Blk, Stl, Min. Lists stats for 14 players and team totals.

FG % 1st Half: 11-23 47.8% 2nd half: 10-23 43.5% Game: 21-46 45.7%
3FG % 1st Half: 2-4 50.0% 2nd half: 4-8 50.0% Game: 6-12 50.0%
FT % 1st Half: 0-0 0.0% 2nd half: 7-13 53.8% Game: 7-13 53.8%

Baylor 66 • 9-1

Table with columns: Player, FG-FGA, 3-Ptr, FT-FTA, Rebounds, PF, TP, A, TO, Blk, Stl, Min. Lists stats for 14 players and team totals.

FG % 1st Half: 13-35 37.1% 2nd half: 11-26 42.3% Game: 24-61 39.3%
3FG % 1st Half: 3-9 33.3% 2nd half: 4-6 66.7% Game: 7-15 46.7%
FT % 1st Half: 3-9 33.3% 2nd half: 8-12 66.7% Game: 11-21 52.4%

Officials: Mark Whitehead, Kipp Kissinger, Larry Spaulding
Technical fouls: New Mexico State-None, Baylor-None.
Attendance: 4787
Fouled Out: NMSU: #1 Eldridge 0:24

Score by periods table with columns: 1st, 2nd, Total. Shows scores for New Mexico State and Baylor.

Last FG - NMSU 2nd-00:17, BU 2nd-01:06.
Largest lead - NMSU by 3 1st-12:49, BU by 14 2nd-10:33.

Score tied - 2 times.
Lead changed - 4 times.

11

Dec. 22, 2014

SOUTHERN
22/22 BAYLOR

66
70

Ferrell Center (5,379)

FSSW

Waco, Texas

Rico Gathers had 16 points with 11 rebounds and No. 22 Baylor held on to win its first game this season as a ranked team, 70-66 over Southern University. Freshman Johnathan Motley had 19 points for the Bears. His two free throws with 42 seconds left in the first half put Baylor ahead to stay after Southern used a 12-0 run to take the lead.

Southern 66 • 3-10

Table with columns: Player, FG-FGA, 3-Ptr, FT-FTA, Rebounds, PF, TP, A, TO, Blk, Stl, Min. Lists stats for 14 players and team totals.

FG % 1st Half: 13-33 39.4% 2nd half: 11-27 40.7% Game: 24-60 40.0%
3FG % 1st Half: 3-8 37.5% 2nd half: 3-8 37.5% Game: 6-16 37.5%
FT % 1st Half: 2-3 66.7% 2nd half: 10-14 71.4% Game: 12-17 70.6%

Baylor 70 • 10-1

Table with columns: Player, FG-FGA, 3-Ptr, FT-FTA, Rebounds, PF, TP, A, TO, Blk, Stl, Min. Lists stats for 14 players and team totals.

FG % 1st Half: 12-29 41.4% 2nd half: 10-21 47.6% Game: 22-50 44.0%
3FG % 1st Half: 3-10 30.0% 2nd half: 1-4 25.0% Game: 4-14 28.6%
FT % 1st Half: 7-13 53.8% 2nd half: 15-17 88.2% Game: 22-30 73.3%

Officials: Doug Simmons, Darron George, Mitchell Ervin
Technical fouls: Southern-None, Baylor-None.
Attendance: 5379
Fouled Out: SU: #22 Snow 0:38

Score by periods table with columns: 1st, 2nd, Total. Shows scores for Southern and Baylor.

Last FG - SUMB 2nd-00:29, BU 2nd-06:09.
Largest lead - SUMB by 1 1st-01:01, BU by 11 1st-04:25.

Score tied - 3 times.
Lead changed - 2 times.

12

Dec. 30, 2014

NORFOLK STATE
22/22 BAYLOR

51
92

Ferrell Center (5,138)

FSSW

Waco, Texas

Royce O'Neale scored 15 of his career-best 23 points in the opening minutes of the second half to lead No. 22 Baylor to a 92-51 win over Norfolk State. Rico Gathers added 13 points and 11 rebounds. O'Neale had a 3 to open the second-half scoring, and then after a Gathers dunk and a free throw gave Baylor a 40-29 lead, he took over, hitting 3s on Baylor's next four possessions.

Norfolk State 51 • 9-6

Table with columns: Player, FG-FGA, 3-Ptr, FT-FTA, Rebounds, PF, TP, A, TO, Blk, Stl, Min. Lists stats for 14 players and team totals.

FG % 1st Half: 10-22 45.5% 2nd half: 8-32 25.0% Game: 18-54 33.3%
3FG % 1st Half: 4-7 57.1% 2nd half: 1-10 10.0% Game: 5-17 29.4%
FT % 1st Half: 3-5 60.0% 2nd half: 7-11 63.6% Game: 10-16 62.5%

Baylor 92 • 11-1 #22/22

Table with columns: Player, FG-FGA, 3-Ptr, FT-FTA, Rebounds, PF, TP, A, TO, Blk, Stl, Min. Lists stats for 14 players and team totals.

FG % 1st Half: 12-36 33.3% 2nd half: 22-32 68.8% Game: 34-68 50.0%
3FG % 1st Half: 2-11 18.2% 2nd half: 6-8 75.0% Game: 8-19 42.1%
FT % 1st Half: 6-11 54.5% 2nd half: 10-13 76.9% Game: 16-24 66.7%

Officials: Mike Stuart, Bert Smith, Terry Davis
Technical fouls: Norfolk State-Team, Baylor-None.
Attendance: 5138

Score by periods table with columns: 1st, 2nd, Total. Shows scores for Norfolk State and Baylor.

Last FG - NSUM 2nd-00:58, BU 2nd-00:48.
Largest lead - NSUM by 5 1st-11:34, BU by 43 2nd-04:04.

Score tied - 1 time.
Lead changed - 4 times.



SEASON RECAPS

13 Jan. 3, 2015

22/22 BAYLOR 18/21 OKLAHOMA

63 73

Lloyd Noble Center (12,322)

ESPNU

Norman, Okla.

Freshman Johnathan Motley scored a career-high 24 points and Taurean Prince added 17 for Baylor, which had won six straight, but the Bears shot just 29 percent after the break and lost 73-63 in Norman. Baylor made just one of its first seven shots after the break, and Oklahoma took a 46-37 lead on a 3-pointer by Isaiah Cousins.

Baylor 63 • 11-2, 0-1

Box score table for Baylor vs Oklahoma, showing player stats for FG, 3-PT, FT, Rebounds, PF, TP, A, TO, Blk, Stl, Min.

FG % 1st Half: 13-28 46.4% 2nd half: 9-31 29.0% Game: 22-59 37.3%
3FG % 1st Half: 5-12 41.7% 2nd half: 2-9 22.2% Game: 7-21 33.3%
FT % 1st Half: 2-6 33.3% 2nd half: 10-12 83.3% Game: 12-18 66.7%

Oklahoma 73 • 10-3, 1-0

Box score table for Oklahoma vs Baylor, showing player stats for FG, 3-PT, FT, Rebounds, PF, TP, A, TO, Blk, Stl, Min.

FG % 1st Half: 14-31 45.2% 2nd half: 8-23 34.8% Game: 22-54 40.7%
3FG % 1st Half: 5-14 35.7% 2nd half: 3-8 37.5% Game: 8-22 36.4%
FT % 1st Half: 4-4 100.0 2nd half: 17-21 81.0% Game: 21-25 84.0%

Officials: Gary Maxwell, Darron George, Jeb Hartness
Technical fouls: Baylor-None. Oklahoma-None.
Attendance: 12322
Est. Attendance: 7560

Score by periods table for Baylor vs Oklahoma.

Points in game table for Baylor vs Oklahoma.

Last FG - BU 2nd-00:23, OU 2nd-02:11,
Largest lead - BU by 7 1st-08:21, OU by 13 2nd-01:56.

Score tied - 7 times.
Lead changed - 9 times.

14 Jan. 7, 2015

12/13 KANSAS 21/22 BAYLOR

56 55

Ferrell Center (7,088)

ESPNU

Waco, Texas

Baylor held Kansas to only 18 first-half points, but KU went on to win their 24th straight conference opener by more than doubling that total with 38 second-half points. Kenny Chery scored a season-high 25 points and Rico Gathers added a game-high 13 rebounds for the Bears, who missed two potential go-ahead layups with less than 15 seconds remaining in the game.

Kansas 56 • 12-2, 1-0

Box score table for Kansas vs Baylor, showing player stats for FG, 3-PT, FT, Rebounds, PF, TP, A, TO, Blk, Stl, Min.

FG % 1st Half: 8-29 27.6% 2nd half: 16-22 72.7% Game: 24-51 47.1%
3FG % 1st Half: 2-11 18.2% 2nd half: 3-6 50.0% Game: 5-17 29.4%
FT % 1st Half: 0-0 0.0% 2nd half: 3-6 50.0% Game: 3-6 50.0%

Baylor 55 • 11-3, 0-2

Box score table for Baylor vs Kansas, showing player stats for FG, 3-PT, FT, Rebounds, PF, TP, A, TO, Blk, Stl, Min.

FG % 1st Half: 7-25 28.0% 2nd half: 11-28 39.3% Game: 18-53 34.0%
3FG % 1st Half: 4-8 50.0% 2nd half: 4-7 57.1% Game: 8-15 53.3%
FT % 1st Half: 4-5 80.0% 2nd half: 7-9 77.8% Game: 11-14 78.6%

Officials: Joe DeRosa, Mark Whitehead, Doug Simmons
Technical fouls: Kansas-None. Baylor-None.
Attendance: 7088
Fouled Out: KU: #31 Traylor 5:18

Score by periods table for Baylor vs Kansas.

Points in game table for Baylor vs Kansas.

Last FG - KU 2nd-01:19, BU 2nd-01:08.
Largest lead - KU by 3 2nd-02:17, BU by 6 1st-11:42.

Score tied - 8 times.
Lead changed - 8 times.

15 Jan. 10, 2015

21/22 BAYLOR 18/21 TCU

66 59

Wilkerson-Greines (5,388)

ESPNU

Fort Worth, Texas

Rico Gathers had 17 points and 18 rebounds to lead No. 21 Baylor to its first Big 12 Conference win of the season, 66-59 over TCU in overtime. Taurean Prince scored 17 points, including Baylor's only two field goals in overtime, and he had a crucial steal and layup with the Bears trailing by five and less than four minutes remaining in regulation.

Baylor 66 • 12-3; 1-2 Big 12

Box score table for Baylor vs TCU, showing player stats for FG, 3-PT, FT, Rebounds, PF, TP, A, TO, Blk, Stl, Min.

FG % 1st Half: 7-24 29.2% 2nd half: 8-29 27.6% OT: 2-4 50.0% Game: 17-57 29.8%
3FG % 1st Half: 1-6 16.7% 2nd half: 0-6 0.0% OT: 0-0 0.0% Game: 1-12 8.3%
FT % 1st Half: 13-22 59.1% 2nd half: 9-11 81.8% OT: 9-13 69.2% Game: 31-46 67.4%

TCU 59 • 13-3; 0-3 Big 12

Box score table for TCU vs Baylor, showing player stats for FG, 3-PT, FT, Rebounds, PF, TP, A, TO, Blk, Stl, Min.

FG % 1st Half: 9-24 37.5% 2nd half: 11-26 42.3% OT: 1-6 16.7% Game: 21-56 37.5%
3FG % 1st Half: 1-7 14.3% 2nd half: 1-4 25.0% OT: 0-2 0.0% Game: 2-13 15.4%
FT % 1st Half: 9-18 50.0% 2nd half: 2-4 50.0% OT: 4-6 66.7% Game: 15-28 53.6%

Officials: Mike Stuart, Ray Natili, Steve Olson
Technical fouls: Baylor-None. TCU-None.
Attendance: 5388

Score by periods table for Baylor vs TCU.

Points in game table for Baylor vs TCU.

Last FG - BU OT-00:58, TCU OT-00:11.
Largest lead - BU by 7 OT-00:01, TCU by 5 2nd-04:46.

Score tied - 18 times.
Lead changed - 11 times.

16 Jan. 14, 2015

11/13 IOWA STATE 22/23 BAYLOR

73 74

Ferrell Center (6,576)

ESPNU

Waco, Texas

Kenny Chery made a jumper with 4.7 seconds left and No. 22 Baylor pulled out a 74-73 win over No. 11 Iowa State after blowing a 14-point lead. Baylor started the game with a 16-1 run, and was up 62-48 after a layup with 8:40 left by Rico Gathers, who had 14 points and 15 rebounds. Iowa State then went on a late 20-5 run to take the lead, but Chery's go-ahead jumper proved to be a game-winner.

Iowa State 73 • 12-3(2-1) #11/13

Box score table for Iowa State vs Baylor, showing player stats for FG, 3-PT, FT, Rebounds, PF, TP, A, TO, Blk, Stl, Min.

FG % 1st Half: 10-26 38.5% 2nd half: 16-30 53.3% Game: 26-56 46.4%
3FG % 1st Half: 3-9 33.3% 2nd half: 7-10 70.0% Game: 10-19 52.6%
FT % 1st Half: 11-16 68.8% 2nd half: 0-3 0.0% Game: 11-19 57.9%

Baylor 74 • 13-3(2-2) #22/23

Box score table for Baylor vs Iowa State, showing player stats for FG, 3-PT, FT, Rebounds, PF, TP, A, TO, Blk, Stl, Min.

FG % 1st Half: 17-36 47.2% 2nd half: 13-34 38.2% Game: 30-70 42.9%
3FG % 1st Half: 8-15 53.3% 2nd half: 1-8 12.5% Game: 9-23 39.1%
FT % 1st Half: 4-4 100.0 2nd half: 1-3 33.3% Game: 5-7 71.4%

Officials: Tom Eades, Patrick Adams, Mike Roberts
Technical fouls: Iowa State-Hogue, Dustin. Baylor-None.
Attendance: 6576

Score by periods table for Baylor vs Iowa State.

Points in game table for Baylor vs Iowa State.

Last FG - ISU 2nd-00:13, BU 2nd-00:04.
Largest lead - ISU by 1 2nd-01:54, BU by 17 1st-14:05.

Score tied - 2 times.
Lead changed - 4 times.



SEASON RECAPS

17 Jan. 17, 2015

22/23 BAYLOR KANSAS STATE

61 63

Bramlage Coliseum (12,528) ESPNU Manhattan, Kan.

Kenny Chery finished with 21 points for Baylor, but the Bears let a 12-point second half lead slip away in a loss to Kansas State. The Wildcats took their first lead with about 6 minutes to go, but the Bears were still within three at 61-58 with 45 seconds left. Chery drove the length of the court in the final five seconds, but his potential game-tying layup missed.

Baylor 61 • 13-4/2-3 Big 12

Table with columns: Player, FG-FGA, 3-Ptr, Rebounds, PF, TP, A TO Blk, Stl, Min. Rows include O'Neale, Royce, Gathers, Rico, Chery, Johnathan, Medford, Lester, Prince, Taurean, Wainright, Ishmail, Freeman, AI, Team.

FG % 1st Half: 12-25 48.0% 2nd half: 9-30 30.0% Game: 21-55 38.2% 3FG % 1st Half: 6-12 50.0% 2nd half: 2-11 18.2% Game: 8-23 34.8% FT % 1st Half: 3-3 100.0 2nd half: 8-11 72.7% Game: 11-14 78.6%

Kansas State 63 • 11-7/4-1 Big 12

Table with columns: Player, FG-FGA, 3-Ptr, Rebounds, PF, TP, A TO Blk, Stl, Min. Rows include Williams, Nino, Iwundu, Wesley, Gipson, Thomas, Thomas, Jevon, Foster, Marcus, Harris, Malek, Edwards, Justin, Johnson, Nigel, Hurt, Stephen, Team.

FG % 1st Half: 10-24 41.7% 2nd half: 13-22 59.1% Game: 23-46 50.0% 3FG % 1st Half: 2-6 33.3% 2nd half: 2-5 40.0% Game: 4-11 36.4% FT % 1st Half: 2-2 100.0 2nd half: 11-16 68.8% Game: 13-18 72.2%

Officials: James Breeding, Ron Groover, Jeb Hartness Technical fouls: Baylor-None. Kansas State-None. Attendance: 12528 Third sellout at Bramlage Coliseum this season.

Score by periods table with columns: 1st, 2nd, Total. Rows: Baylor, BU, Kansas State.

Points in Paint, Off 2nd Fast Break, Bench. Rows: Baylor, BU, Kansas State.

Last FG - BU 2nd-00:06, KS 2nd-02:20. Largest lead - BU by 14 1st-09:50, KS by 4 2nd-00:11.

Score tied - 4 times. Lead changed - 1 time.

19 Jan. 24, 2015

19/20 OKLAHOMA BAYLOR

58 69

Ferrell Center (8,753) ESPNZ Waco, Texas

Lester Medford had 17 points, Rico Gathers provided the highlight in a game-clinching run as Baylor claimed a 69-58 victory over Oklahoma. Medford hit a 3-pointer in a late 10-0 run that finally put the Bears ahead to stay. Then came a long Kenny Chery pass to Royce O'Neale, who grabbed the ball while in the air and in one motion passed to Gathers for a run-punctuating slam and a 56-49 lead.

Oklahoma 58 • 12-7,3-4 #19/20

Table with columns: Player, FG-FGA, 3-Ptr, Rebounds, PF, TP, A TO Blk, Stl, Min. Rows include Spangler, Ryan, Thomas, TaShawn, Woodard, Jordan, Cousins, Isajah, Hield, Buddy, Booker, Frank, Walker, Dinjlyl, Lattin, Khadem, Bennett, D.J., Team.

FG % 1st Half: 11-36 30.6% 2nd half: 13-26 50.0% Game: 24-62 38.7% 3FG % 1st Half: 2-14 14.3% 2nd half: 4-10 40.0% Game: 6-24 25.0% FT % 1st Half: 0-2 0.0% 2nd half: 4-5 80.0% Game: 4-7 57.1%

Baylor 69 • 15-4,3-3 #21/21

Table with columns: Player, FG-FGA, 3-Ptr, Rebounds, PF, TP, A TO Blk, Stl, Min. Rows include O'Neale, Royce, Gathers, Rico, Chery, Johnathan, Chery, Kenny, Medford, Lester, Prince, Taurean, Freeman, AI, Deng, Deng, Team.

FG % 1st Half: 13-27 48.1% 2nd half: 13-25 52.0% Game: 26-52 50.0% 3FG % 1st Half: 4-10 40.0% 2nd half: 5-9 55.6% Game: 9-19 47.4% FT % 1st Half: 0-0 0.0% 2nd half: 8-8 100.0% Game: 8-8 100.0%

Officials: Joe DeRosa, Gerry Pollard, Kipp Kissingner Technical fouls: Oklahoma-None. Baylor-None. Attendance: 8753

Score by periods table with columns: 1st, 2nd, Total. Rows: Oklahoma, Baylor.

Points in Paint, Off 2nd Fast Break, Bench. Rows: Oklahoma, Baylor.

Last FG - OU 2nd-01:01, BU 2nd-00:37. Largest lead - OU by 4 2nd-10:32, BU by 11 2nd-01:05.

Score tied - 4 times. Lead changed - 4 times.

18 Jan. 21, 2015

HUSTON-TILLOTSON BAYLOR

61 81

Ferrell Center (4,760) FSSW Waco, Texas

Rico Gathers set career highs with 25 points and a Big 12-record 28 rebounds, and No. 21 Baylor pulled away in the second half for an 81-61 win over NIAA school Huston-Tillotson. With their two senior starters both getting a night off, the Bears trailed by as many as nine points early. They led 37-36 at halftime only after Taurean Prince's buzzer-beating 3-pointer that was part of a 10-2 run.

Huston-Tillotson 61 • 3-14

Table with columns: Player, FG-FGA, 3-Ptr, Rebounds, PF, TP, A TO Blk, Stl, Min. Rows include Clarke, Joel, Edwards, Chris, Duren, Quincy, Ballard, Malcolm, Fields, Shai, Lampley, Sterling, Cooks, Darion, Patrick, Javonte, Dotson, Jermaine, Allen, Bryce, Fort, Ronzelle, Team.

FG % 1st Half: 13-37 35.1% 2nd half: 9-29 31.0% Game: 22-66 33.3% 3FG % 1st Half: 7-15 46.7% 2nd half: 1-6 16.7% Game: 8-21 38.1% FT % 1st Half: 3-3 100.0 2nd half: 6-12 50.0% Game: 9-15 60.0%

Baylor 81 • 14-4 #21/21

Table with columns: Player, FG-FGA, 3-Ptr, Rebounds, PF, TP, A TO Blk, Stl, Min. Rows include Gathers, Rico, Prince, Taurean, Motley, Johnathan, Medford, Lester, Freeman, AI, Heard, John, Wainright, Ishmail, Maston, T.J., Mills, Austin, Deng, Deng, Team.

FG % 1st Half: 14-36 38.9% 2nd half: 14-30 46.7% Game: 28-66 42.4% 3FG % 1st Half: 3-13 23.1% 2nd half: 2-8 25.0% Game: 5-21 23.8% FT % 1st Half: 6-8 75.0% 2nd half: 14-18 77.8% Game: 20-26 76.9%

Officials: Rick Randall, Roland Simmons, Marques Pettigrew Technical fouls: Huston-Tillotson-None. Baylor-None. Attendance: 4760 Fouled Out: Huston-Tillotson: #52 Edwards 1:36

Score by periods table with columns: 1st, 2nd, Total. Rows: Huston-Tillotson, Baylor.

Last FG - HT 2nd-00:32, BU 2nd-04:22. Largest lead - HT by 9 1st-13:12, BU by 26 2nd-03:38.

Score tied - 3 times. Lead changed - 5 times.

20 Jan. 27, 2015

20/19 BAYLOR OKLAHOMA STATE

53 64

Gallagher-Iba Arena (7,364) ESPNEWS Stillwater, Okla.

Baylor shot just 34.5 percent from the field and posted a then-season-low point total in a 64-53 loss at Oklahoma State. Lester Medford scored 13 points, Taurean Prince added 12 and Rico Gathers had 11 points and 11 rebounds for Baylor which had won four of five. The 11-point loss proved to be Baylor's largest margin-of-defeat during the regular season.

Baylor 53 • 15-5, 3-4 Big 12

Table with columns: Player, FG-FGA, 3-Ptr, Rebounds, PF, TP, A TO Blk, Stl, Min. Rows include O'Neale, Royce, Gathers, Rico, Motley, Johnathan, Chery, Kenny, Medford, Lester, Prince, Taurean, Wainright, Ishmail, Freeman, AI, Deng, Deng, Team.

FG % 1st Half: 8-25 32.0% 2nd half: 11-30 36.7% Game: 19-55 34.5% 3FG % 1st Half: 2-6 33.3% 2nd half: 4-14 28.6% Game: 6-20 30.0% FT % 1st Half: 3-6 50.0% 2nd half: 6-9 66.7% Game: 9-15 60.0%

Oklahoma State 64 • 14-6, 4-4 Big 12

Table with columns: Player, FG-FGA, 3-Ptr, Rebounds, PF, TP, A TO Blk, Stl, Min. Rows include Nash, Le'Bryan, Newberry, Jeff, Cobbins, Michael, Hickey, Anthony, Forte, Phil, Griffin, Tyree, Shine, Tavarus, Hammonds, Leyton, Allen, Anthony, Solomon, Mitchell, Team.

FG % 1st Half: 12-26 46.2% 2nd half: 12-28 42.9% Game: 24-54 44.4% 3FG % 1st Half: 5-10 50.0% 2nd half: 4-8 50.0% Game: 9-18 50.0% FT % 1st Half: 1-3 33.3% 2nd half: 6-6 100.0% Game: 7-9 77.8%

Officials: Mike Stuart, John Higgins, Ray Natili Technical fouls: Baylor-None. Oklahoma State-None. Attendance: 7364

Score by periods table with columns: 1st, 2nd, Total. Rows: Baylor, Oklahoma State.

Last FG - BU 2nd-00:14, OSU 2nd-00:18. Largest lead - BU by 7 1st-13:40, OSU by 13 2nd-00:18.

Score tied - 3 times. Lead changed - 3 times.



SEASON RECAPS

21 Jan. 31, 2015

19/20 TEXAS BAYLOR

60 83

Ferrell Center (9,680) ESPN2 Waco, Texas

Kenny Chery scored 19 of his 23 points in the second half and Royce O'Neale added 20 points to help 20th-ranked Baylor beat No. 19 Texas 83-60. Baylor opened the game's first 3:13 on a 12-0 run, BU made its first eight shots, while Texas missed its first 12 attempts, and the Bears never looked back. The win was Baylor's largest margin-of-victory against Texas (23 points) since 1988.

Texas 60 • 14-7,3-5 #19/20

Summary table for Texas vs Baylor game showing FG, 3-Ptr, Rebounds, PF, TP, A, TO, Blk, Stl, Min.

FG % 1st Half: 12-35 34.3% 2nd half: 15-35 42.9% Game: 27-70 38.6%
3FG % 1st Half: 3-10 30.0% 2nd half: 2-16 12.5% Game: 5-26 19.2%
FT % 1st Half: 0-2 0.0% 2nd half: 1-1 100.0 Game: 1-3 33.3%

Baylor 83 • 16-5,4-4 #20/19

Summary table for Baylor vs Texas game showing FG, 3-Ptr, Rebounds, PF, TP, A, TO, Blk, Stl, Min.

FG % 1st Half: 13-31 41.9% 2nd half: 17-31 54.8% Game: 30-62 48.4%
3FG % 1st Half: 4-10 40.0% 2nd half: 8-12 66.7% Game: 12-22 54.5%
FT % 1st Half: 9-12 75.0% 2nd half: 2-8 25.0% Game: 11-20 55.0%

Officials: Tom Eades, Don Daily, Terry Oglesby
Technical fouls: Texas-Holmes, Jonathan. Baylor-O'Neale, Royce.
Attendance: 9680

Score by periods table for Texas vs Baylor game.

Last FG - UT 2nd-01:16, BU 2nd-01:26.
Largest lead - UT None, BU by 26 2nd-01:26.

Score tied - 0 times.
Lead changed - 0 times.

22 Feb. 4, 2015

RV/RV TCU BAYLOR

57 77

Ferrell Center (5,405) ESPNEWS Waco, Texas

Kenny Chery had 13 points, starting the game with a 3-pointer and a three-point play to put No. 19 Baylor ahead to stay in a 77-57 victory over TCU. The Bears had five players score in double figures and led throughout after scoring the game's first eight points. Rico Gathers finished with 14 points and 17 rebounds for his 11th double-double of the season.

TCU 57 • 14-8,1-8 NR/RV

Summary table for TCU vs Baylor game showing FG, 3-Ptr, Rebounds, PF, TP, A, TO, Blk, Stl, Min.

FG % 1st Half: 11-28 39.3% 2nd half: 9-28 32.1% Game: 20-56 35.7%
3FG % 1st Half: 2-8 25.0% 2nd half: 1-3 33.3% Game: 3-11 27.3%
FT % 1st Half: 5-7 71.4% 2nd half: 9-18 50.0% Game: 14-25 56.0%

Baylor 77 • 17-5,5-4 #19/19

Summary table for Baylor vs TCU game showing FG, 3-Ptr, Rebounds, PF, TP, A, TO, Blk, Stl, Min.

FG % 1st Half: 14-30 46.7% 2nd half: 12-23 52.2% Game: 26-53 49.1%
3FG % 1st Half: 4-7 57.1% 2nd half: 2-5 40.0% Game: 6-12 50.0%
FT % 1st Half: 5-7 71.4% 2nd half: 14-17 82.4% Game: 19-24 79.2%

Officials: Kelly Self, Mike Roberts, Darron George
Technical fouls: TCU-None. Baylor-Gathers, Rico.
Attendance: 5405
Fouled Out: TCU: #14 Shepherd 5:15

Score by periods table for Baylor vs TCU game.

Last FG - TCU 2nd-01:01, BU 2nd-07:04.
Largest lead - TCU None, BU by 23 2nd-04:07.

Score tied - 0 times.
Lead changed - 0 times.

23 Feb. 7, 2015

19/19 BAYLOR WEST VIRGINIA

87 69

WVU Coliseum (12,783) ESPNU Morgantown, W. Va.

Rico Gathers had 17 points and 15 rebounds, and No. 19 Baylor used a strong start to beat No. 15 West Virginia 87-69. The Bears used a 21-0 run to turn a 3-2 deficit into a 23-3 lead, and Baylor controlled the game the rest of the way, leading by as many as 26 points. Baylor shot 55 percent from the floor. Royce O'Neale and Taurean Prince added 15 points apiece for BU.

Baylor 87 • 18-5/6-4

Summary table for Baylor vs West Virginia game showing FG, 3-Ptr, Rebounds, PF, TP, A, TO, Blk, Stl, Min.

FG % 1st Half: 16-27 59.3% 2nd half: 12-24 50.0% Game: 28-51 54.9%
3FG % 1st Half: 5-12 41.7% 2nd half: 1-3 33.3% Game: 6-15 40.0%
FT % 1st Half: 9-13 69.2% 2nd half: 16-22 72.7% Game: 25-35 71.4%

West Virginia 69 • 18-5/6-4

Summary table for West Virginia vs Baylor game showing FG, 3-Ptr, Rebounds, PF, TP, A, TO, Blk, Stl, Min.

FG % 1st Half: 10-29 34.5% 2nd half: 14-37 37.8% Game: 24-66 36.4%
3FG % 1st Half: 3-10 30.0% 2nd half: 3-13 23.1% Game: 6-23 26.1%
FT % 1st Half: 7-13 53.8% 2nd half: 8-12 66.7% Game: 15-25 60.0%

Officials: Rick Crawford, Roger Ayers, Larry Spaulding
Technical fouls: Baylor-None, West Virginia-None.
Attendance: 12783
Game start: 12:02 Game End: 2:08
Connor (WVU) fouled out with 6:18 left in the second half.
Molley (BU) fouled out with 0:50 left in the second half.

Score by periods table for West Virginia vs Baylor game.

Last FG - BU 2nd-00:27, WVU 2nd-01:23.
Largest lead - BU by 26 2nd-04:22, WVU by 2 1st-19:45.

Score tied - 1 time.
Lead changed - 1 time.

24 Feb. 9, 2015

21/24 OKLAHOMA STATE BAYLOR

74 65

Ferrell Center (6,720) ESPNU Waco, Texas

Taurean Prince had 20 points for Baylor, whose three-game conference win streak — all by at least 18 points — was ended in the loss. Rico Gathers had 16 points and 16 rebounds for the Bears, his fourth consecutive game with at least 15 rebounds. Baylor's bench outscored Oklahoma State's 24-0, but the Bears allowed 42 second-half points.

Oklahoma State 74 • 17-7,7-5 #21/24

Summary table for Oklahoma State vs Baylor game showing FG, 3-Ptr, Rebounds, PF, TP, A, TO, Blk, Stl, Min.

FG % 1st Half: 12-27 44.4% 2nd half: 13-27 48.1% Game: 25-54 46.3%
3FG % 1st Half: 3-15 20.0% 2nd half: 6-9 66.7% Game: 9-24 37.5%
FT % 1st Half: 5-6 83.3% 2nd half: 10-14 71.4% Game: 15-20 75.0%

Baylor 65 • 18-6,6-5 #16/16

Summary table for Baylor vs Oklahoma State game showing FG, 3-Ptr, Rebounds, PF, TP, A, TO, Blk, Stl, Min.

FG % 1st Half: 13-24 54.2% 2nd half: 10-26 38.5% Game: 23-50 46.0%
3FG % 1st Half: 3-6 50.0% 2nd half: 0-9 0.0% Game: 3-15 20.0%
FT % 1st Half: 4-5 80.0% 2nd half: 12-19 63.2% Game: 16-24 66.7%

Officials: Tom Eades, Mark Whitehead, Don Daily
Technical fouls: Oklahoma State-None. Baylor-Wene.
Attendance: 6720

Score by periods table for Baylor vs Oklahoma State game.

Last FG - OSU 2nd-02:22, BU 2nd-00:38.
Largest lead - OSU by 11 2nd-12:32, BU by 8 1st-10:04.

Score tied - 7 times.
Lead changed - 7 times.



2015 NCAA DIVISION I MEN'S BASKETBALL CHAMPIONSHIP

NCAA WEST REGIONAL SECOND AND THIRD ROUNDS



SEASON RECAPS

25 Feb. 14, 2015

16/16 BAYLOR 8/9 KANSAS

64 74

Allen Fieldhouse (16,300) CBS Lawrence, Kan.

The Bears launched an 18-6 run to open the game and at one point had a 12-2 edge on the glass, but BU allowed 47 second-half points in the loss. Rico Gathers led the Bears with 20 points and nine rebounds, despite playing the final stretch with four fouls. Kenny Chery finished with 17 points, and Taurean Prince had 14 points off the bench.

Baylor 64 • 18-7, Big 12 6-6

Table with columns: Player, FG-FGA, 3-Ptr, FT-FTA, Rebounds (Off, Def, Tot), PF, TP, A, TO, Blk, Stl, Min. Includes totals for both teams.

FG % 1st Half: 13-30 43.3% 2nd half: 8-26 30.8% Game: 21-56 37.5%
3FG % 1st Half: 5-13 38.5% 2nd half: 3-10 30.0% Game: 8-23 34.8%
FT % 1st Half: 2-5 40.0% 2nd half: 12-13 92.3% Game: 14-18 77.8%

Kansas 74 • 21-4, Big 12 10-2

Table with columns: Player, FG-FGA, 3-Ptr, FT-FTA, Rebounds (Off, Def, Tot), PF, TP, A, TO, Blk, Stl, Min. Includes totals for both teams.

FG % 1st Half: 10-25 40.0% 2nd half: 12-22 54.5% Game: 22-47 46.8%
3FG % 1st Half: 3-10 30.0% 2nd half: 3-8 37.5% Game: 6-18 33.3%
FT % 1st Half: 4-7 57.1% 2nd half: 20-22 90.9% Game: 24-29 82.8%

Officials: John Higgins, Paul Janssen, Jeb Hartneess
Technical fouls: Baylor-None, Kansas-None.
Attendance: 16300
BU 11 L. Medford fouled out with 28 seconds remaining in the 2nd half.

Score by periods table with columns: 1st, 2nd, Total. Rows for Baylor and Kansas.

Points in Paint, Off 2nd Chance, Fast Break, Bench. Rows for BU and KU.

Last FG - BU 2nd-00:30, KU 2nd-01:07.
Largest lead - BU by 13 1st-12:26, KU by 13 2nd-00:19.
Score tied - 2 times.
Lead changed - 5 times.

26 Feb. 17, 2014

20/20 BAYLOR TEXAS TECH

54 49

United Supermarkets Arena (6,572) ESPN2 Lubbock, Texas

Taurean Prince scored 18 of his 22 points in the first half, and the Bears held off Texas Tech 54-49. After trailing by six in the first half, the Bears used a 13-0 run -- with 12 from Prince -- to take the lead. Royce O'Neale hit a 3-pointer with 4:08 to go to put the Bears up 48-43 after the Red Raiders pulled within two points.

Baylor 54 • 19-7, 7-6

Table with columns: Player, FG-FGA, 3-Ptr, FT-FTA, Rebounds (Off, Def, Tot), PF, TP, A, TO, Blk, Stl, Min. Includes totals for both teams.

FG % 1st Half: 13-27 48.1% 2nd half: 6-20 30.0% Game: 18-47 38.3%
3FG % 1st Half: 6-13 46.2% 2nd half: 2-11 18.2% Game: 8-24 33.3%
FT % 1st Half: 2-4 50.0% 2nd half: 8-9 88.9% Game: 10-13 76.9%

Texas Tech 49 • 12-15, 2-12

Table with columns: Player, FG-FGA, 3-Ptr, FT-FTA, Rebounds (Off, Def, Tot), PF, TP, A, TO, Blk, Stl, Min. Includes totals for both teams.

FG % 1st Half: 8-23 34.8% 2nd half: 9-25 36.0% Game: 17-48 35.4%
3FG % 1st Half: 2-13 15.4% 2nd half: 2-11 18.2% Game: 5-24 20.8%
FT % 1st Half: 8-10 80.0% 2nd half: 2-6 33.3% Game: 10-16 62.5%

Officials: Duke Edsall, David Hall, Kipp Kissinger
Technical fouls: Baylor-None, Texas Tech-None.
Attendance: 6572

Score by periods table with columns: 1st, 2nd, Total. Rows for Baylor and Texas Tech.

Points in Paint, Off 2nd Chance, Fast Break, Bench. Rows for BU and TT.

Last FG - BU 2nd-03:02, TT 2nd-00:15.
Largest lead - BU by 6 1st-00:28, TT by 6 1st-12:45.
Score tied - 2 times.
Lead changed - 1 time.

27 Feb. 21, 2015

KANSAS STATE 20/20 BAYLOR

42 69

Ferrell Center (8,046) ESPNW Waco, Texas

Taurean Prince scored 14 points, Rico Gathers had 13 points and 10 rebounds and No. 20 Baylor secured another 20-win season under coach Scott Drew. Prince also had five steals and five assists for the Bears, who have seven of the school's 10 seasons with 20 wins since Drew arrived in 2003. The Bears held Kansas State to 1 of 16 shooting on 3-point attempts.

Kansas State 42 • 13-15 (6-9)

Table with columns: Player, FG-FGA, 3-Ptr, FT-FTA, Rebounds (Off, Def, Tot), PF, TP, A, TO, Blk, Stl, Min. Includes totals for both teams.

FG % 1st Half: 12-27 44.4% 2nd half: 6-20 30.0% Game: 18-47 38.3%
3FG % 1st Half: 1-7 14.3% 2nd half: 0-9 0.0% Game: 1-16 6.3%
FT % 1st Half: 0-0 0.0% 2nd half: 5-12 41.7% Game: 5-12 41.7%

Baylor 69 • 20-7 (8-6) #20/20

Table with columns: Player, FG-FGA, 3-Ptr, FT-FTA, Rebounds (Off, Def, Tot), PF, TP, A, TO, Blk, Stl, Min. Includes totals for both teams.

FG % 1st Half: 15-33 45.5% 2nd half: 12-22 54.5% Game: 27-55 49.1%
3FG % 1st Half: 7-14 50.0% 2nd half: 1-2 50.0% Game: 8-16 50.0%
FT % 1st Half: 2-5 40.0% 2nd half: 5-12 41.7% Game: 7-17 41.2%

Officials: Mike Stuart, Rick Crawford, Ray Natili
Technical fouls: Kansas State-None, Baylor-None.
Attendance: 8046

Score by periods table with columns: 1st, 2nd, Total. Rows for Kansas State and Baylor.

Points in Paint, Off 2nd Chance, Fast Break, Bench. Rows for KS and BU.

Last FG - KS 2nd-04:39, BU 2nd-01:22.
Largest lead - KS None, BU by 28 2nd-01:22.
Score tied - 0 times.
Lead changed - 0 times.

28 Feb. 25, 2015

19/20 BAYLOR 12/13 IOWA STATE

79 70

Hilton Coliseum (14,384) ESPNW Ames, Iowa

Taurean Prince scored 20 points and 19th-ranked Baylor upset No. 12 Iowa State on the road 79-70 for its first-ever win in Ames. The Bears shot 14-of-26 from 3-point range, becoming the first team other than Kansas to win in Ames since 2012. Baylor hit five straight 3s late in the second half to take a 72-66 lead with 4:41 left, and BU held Iowa State to just four points in the final 6:26.

Baylor 79 • 21-7, 9-6

Table with columns: Player, FG-FGA, 3-Ptr, FT-FTA, Rebounds (Off, Def, Tot), PF, TP, A, TO, Blk, Stl, Min. Includes totals for both teams.

FG % 1st Half: 15-32 46.9% 2nd half: 12-27 44.4% Game: 27-59 45.8%
3FG % 1st Half: 7-13 53.8% 2nd half: 7-13 53.8% Game: 14-26 53.8%
FT % 1st Half: 3-7 42.9% 2nd half: 8-12 66.7% Game: 11-19 57.9%

Iowa State 70 • 20-7, 10-5

Table with columns: Player, FG-FGA, 3-Ptr, FT-FTA, Rebounds (Off, Def, Tot), PF, TP, A, TO, Blk, Stl, Min. Includes totals for both teams.

FG % 1st Half: 11-25 44.0% 2nd half: 12-28 42.9% Game: 23-53 43.4%
3FG % 1st Half: 3-12 25.0% 2nd half: 3-12 25.0% Game: 6-24 25.0%
FT % 1st Half: 12-14 85.7% 2nd half: 6-6 100.0% Game: 18-20 90.0%

Officials: Joe DeRosa, Doug Simmons, Darron George
Technical fouls: Baylor-None, Iowa State-None.
Attendance: 14384
AP Ranking: ISU #12, BU #19
Fouled Out:

Score by periods table with columns: 1st, 2nd, Total. Rows for Baylor and Iowa State.

Points in Paint, Off 2nd Chance, Fast Break, Bench. Rows for BU and ISU.

Last FG - BU 2nd-01:42, ISU 2nd-06:26.
Largest lead - BU by 9 2nd-00:10, ISU by 8 2nd-08:28.
Score tied - 12 times.
Lead changed - 8 times.



SEASON RECAPS

29 Feb. 28, 2015

20/19 WEST VIRGINIA 19/20 BAYLOR

66 78

Ferrell Center (9,385)

ESPN2

Waco, Texas

Taurean Prince scored 20 points, Rico Gathers had another double-double and No. 19 Baylor won its fourth consecutive game. Gathers had 17 points and 10 rebounds, his league-leading 15th double-double this season - more than twice as many as any other Big 12 player. The Bears recorded back-to-back top 25 wins for the first time in school history.

West Virginia 66 • 22-7,10-6 #20/19

Player performance table for West Virginia vs Baylor, including columns for Player, FG-FGA, 3-Ptr, FT-FTA, Rebounds, PF, TP, A TO Blk, Stl, Min.

FG % 1st Half: 13-27 48.1% 2nd half: 12-35 34.3% Game: 25-62 40.3% 3FG % 1st Half: 3-10 30.0% 2nd half: 5-14 35.7% Game: 8-24 33.3% FT % 1st Half: 0-0 0.0% 2nd half: 8-12 66.7% Game: 8-12 66.7%

Baylor 78 • 22-7,10-6 #19/20

Player performance table for Baylor vs West Virginia, including columns for Player, FG-FGA, 3-Ptr, FT-FTA, Rebounds, PF, TP, A TO Blk, Stl, Min.

FG % 1st Half: 17-26 65.4% 2nd half: 7-21 33.3% Game: 24-47 51.1% 3FG % 1st Half: 4-6 66.7% 2nd half: 4-9 44.4% Game: 8-15 53.3% FT % 1st Half: 7-10 70.0% 2nd half: 15-23 65.2% Game: 22-33 66.7%

Officials: John Higgins, Duke Edsall, Keith Kimble Technical fouls: West Virginia-None. Baylor-None. Attendance: 9385

Score by periods table for West Virginia vs Baylor

Last FG - WVU 2nd-00:48, BU 2nd-05:33. Largest lead - WVU None, BU by 20 2nd-05:33.

Points in game table for West Virginia vs Baylor

Score tied - 0 times. Lead changed - 0 times.

30 March 2, 2015

14/16 BAYLOR --/RV TEXAS

59 61

Frank Erwin Center (12,139)

ESPN2

Austin, Texas

The Bears' four-game win streak was snapped in overtime as Isaiah Taylor made a tear-drop shot with 4.8 seconds left in the extra period. Baylor took a nine-point lead 29 seconds into the second half on a jump shot by Kenny Chery. The Bears then went 7:40 without a field goal which allowed Texas to make the game close. Chery had a potential game-tying shot blocked with one second left in overtime.

Baylor 59 • 22-8, 10-7

Player performance table for Baylor vs Texas, including columns for Player, FG-FGA, 3-Ptr, FT-FTA, Rebounds, PF, TP, A TO Blk, Stl, Min.

FG % 1st Half: 12-30 40.0% 2nd half: 7-24 29.2% OT: 2-9 22.2% Game: 21-63 33.3% 3FG % 1st Half: 2-12 16.7% 2nd half: 4-6 66.7% OT: 1-1 100.0% Game: 7-19 36.8% FT % 1st Half: 5-8 62.5% 2nd half: 5-8 62.5% OT: 0-0 0.0% Game: 10-16 62.5%

Texas 61 • 18-12, 7-10

Player performance table for Texas vs Baylor, including columns for Player, FG-FGA, 3-Ptr, FT-FTA, Rebounds, PF, TP, A TO Blk, Stl, Min.

FG % 1st Half: 9-20 45.0% 2nd half: 10-29 34.5% OT: 3-5 60.0% Game: 22-54 40.7% 3FG % 1st Half: 2-7 28.6% 2nd half: 5-15 33.3% OT: 1-1 100.0% Game: 8-23 34.8% FT % 1st Half: 4-5 80.0% 2nd half: 5-7 71.4% OT: 0-0 0.0% Game: 9-12 75.0%

Officials: Mark Whitehead, Gerry Pollard, Ray Natili Technical fouls: Baylor-None. Texas-None. Attendance: 12139

Score by periods table for Baylor vs Texas

Last FG - BU OT-01:19, UT OT-00:04. Largest lead - BU by 10 2nd-06:38, UT by 3 OT-03:53.

Score tied - 3 times. Lead changed - 3 times.

31 March 6, 2015

TEXAS TECH 14/16 BAYLOR

74 77

Ferrell Center (9,554)

ESPN2

Waco, Texas

Taurean Prince scored 24 points, Kenny Chery and Rico Gathers added 18 apiece and No. 14 Baylor rallied from 12 down in the second half to beat Texas Tech 77-74 on senior night. Chery made four of seven from 3-point range on his senior night, and fellow senior Royce O'Neale hit consecutive 3s to break a 65-65 tie and give the Bears their first lead.

Texas Tech 74 • 13-18, 3-15

Player performance table for Texas Tech vs Baylor, including columns for Player, FG-FGA, 3-Ptr, FT-FTA, Rebounds, PF, TP, A TO Blk, Stl, Min.

FG % 1st Half: 13-26 50.0% 2nd half: 15-27 55.6% Game: 28-53 52.8% 3FG % 1st Half: 5-11 45.5% 2nd half: 5-8 62.5% Game: 10-19 52.6% FT % 1st Half: 2-4 50.0% 2nd half: 6-15 40.0% Game: 8-19 42.1%

Baylor 77 • 23-8, 11-7 #14/16

Player performance table for Baylor vs Texas Tech, including columns for Player, FG-FGA, 3-Ptr, FT-FTA, Rebounds, PF, TP, A TO Blk, Stl, Min.

FG % 1st Half: 13-23 56.5% 2nd half: 12-21 57.1% Game: 25-44 56.8% 3FG % 1st Half: 4-8 50.0% 2nd half: 5-12 41.7% Game: 9-20 45.0% FT % 1st Half: 2-5 40.0% 2nd half: 16-19 84.2% Game: 18-24 75.0%

Officials: Joe DeRosa, Doug Simmons, Jeb Hartness Technical fouls: Texas Tech-None. Baylor-None. Attendance: 9554

Score by periods table for Texas Tech vs Baylor

Last FG - TT 2nd-00:01, BU 2nd-01:40. Largest lead - TT by 12 2nd-13:15, BU by 6 2nd-01:40.

Points in game table for Texas Tech vs Baylor

Score tied - 5 times. Lead changed - 1 time.

32 March 12, 2015

18/18 WEST VIRGINIA 16/16 BAYLOR

70 80

Sprint Center (18,972)

ESPN2

Kansas City, Mo.

Taurean Prince scored 18 points off the bench, Royce O'Neale added 16 and No. 16 Baylor pulled away late to beat No. 18 West Virginia 80-70 in the quarterfinals of the Big 12 tournament. The Bears were able to pull away with a couple of key baskets in the closing minutes, beating the Mountaineers for the fourth straight time and giving them a school record seventh win over a top 25 team.

West Virginia 70 • 23-9, 11-7

Player performance table for West Virginia vs Baylor, including columns for Player, FG-FGA, 3-Ptr, FT-FTA, Rebounds, PF, TP, A TO Blk, Stl, Min.

FG % 1st Half: 13-27 48.1% 2nd half: 11-26 42.3% Game: 24-53 45.3% 3FG % 1st Half: 6-11 54.5% 2nd half: 3-13 23.1% Game: 9-24 37.5% FT % 1st Half: 4-6 66.7% 2nd half: 9-12 75.0% Game: 13-18 72.2%

Baylor 80 • 24-8, 11-7

Player performance table for Baylor vs West Virginia, including columns for Player, FG-FGA, 3-Ptr, FT-FTA, Rebounds, PF, TP, A TO Blk, Stl, Min.

FG % 1st Half: 13-27 48.1% 2nd half: 12-22 54.5% Game: 25-49 51.0% 3FG % 1st Half: 1-9 11.1% 2nd half: 3-5 60.0% Game: 4-14 28.6% FT % 1st Half: 11-14 78.6% 2nd half: 15-20 75.0% Game: 26-34 76.5%

Officials: John Higgins, Mark Whitehead, Terry Oglesby Technical fouls: West Virginia-Miles Jr., Daxter, Paige, Jaysean, Baylor-O'Neale, Royce. Attendance: 2015 Phillips 66 Big 12 Championship Quarterfinals WVU #05 Devin Williams fouled out with 2:22 left in the game. BU #21 Taurean Prince fouled out with 2:01 left in the game.

Score by periods table for Baylor vs West Virginia

Last FG - WVU 2nd-06:37, BU 2nd-03:16. Largest lead - WVU by 6 1st-04:36, BU by 10 2nd-00:24.

Score tied - 11 times. Lead changed - 10 times.



SEASON RECAPS

33

March 13, 2015

16/16 BAYLOR
9/10 KANSAS52
62

Sprint Center (18,972)

ESPN/2

Kansas City, Mo.

The Bears' 18 first-half points were their fewest in any half this season, and BU was unable to come back against Kansas in the semifinals of the Big 12 Tournament. **Rico Gathers** had 11 points and 13 rebounds, and **Kenny Chery** scored 20 points for the Bears. **Gathers** set a Baylor single-season rebound record with 384, and he moved into fourth on the Bears' career rebounding chart.

Baylor 52 • 24-9, 11-7

##	Player	Total			3-Ptr			Rebounds			PF	TP	A	TO	Blk	Stl	Min
		FG-FGA	FG-FGA	FT-FTA	Off	Def	Tot	Off	Def	Tot							
00	O'Neale, Royce	f	3-12	0-5	2-2	2	2	4	3	8	1	2	0	2		38	
02	Gathers, Rico	f	3-7	0-0	5-8	6	7	13	5	11	0	5	1	2		29	
35	Motley, Johnathan	f	2-8	0-1	1-2	4	2	6	3	5	1	1	2	1		27	
01	Chery, Kenny	g	7-14	4-7	2-4	1	4	5	2	20	1	0	0	1		37	
11	Medford, Lester	g	2-5	0-2	0-0	0	1	1	3	4	1	3	1	3		30	
21	Prince, Taurean	g	1-11	0-7	0-0	0	3	3	4	2	0	3	1	3		22	
24	Wainright, Ishmail	g	0-0	0-0	0-0	0	2	2	1	0	0	1	0	0		5	
25	Freeman, Al	g	1-1	0-0	0-0	0	0	0	2	2	2	2	0	1		12	
	Team					1	0	1									
Totals			19-58	4-22	10-16	14	21	35	23	52	6	17	5	13		200	

FG % 1st Half: 5-25 20.0% 2nd half: 14-33 42.4% Game: 19-58 32.8% Deadball
3FG % 1st Half: 1-10 10.0% 2nd half: 3-12 25.0% Game: 4-22 18.2% Rebounds
FT % 1st Half: 7-10 70.0% 2nd half: 3-6 50.0% Game: 10-16 62.5% 3

Kansas 62 • 26-7, 13-5

##	Player	Total			3-Ptr			Rebounds			PF	TP	A	TO	Blk	Stl	Min
		FG-FGA	FG-FGA	FT-FTA	Off	Def	Tot	Off	Def	Tot							
33	Lucas, Landen	f	1-2	0-0	2-2	0	6	6	3	4	1	2	2	0		25	
34	Ellis, Perry	f	4-11	1-2	2-2	3	3	6	2	11	0	2	0	0		26	
00	Mason III, Frank	g	3-11	0-2	2-3	1	1	2	2	8	4	2	0	2		33	
01	Selden Jr., Wayne	g	7-9	0-2	6-12	1	7	8	0	20	3	2	0	0		31	
12	Oubre Jr., Kelly	g	2-6	1-3	4-4	0	5	5	2	9	1	3	0	1		29	
04	Graham, Devonte'	g	2-3	0-0	0-0	0	1	1	1	4	0	2	0	0		11	
14	Greene, Brannen	g	1-3	1-3	0-0	0	2	2	1	3	1	0	0	2		17	
15	Garrett, Christian	g	0-0	0-0	0-0	0	0	0	0	0	0	0	0	0		0+	
31	Traylor, Jamari	g	0-2	0-0	1-4	2	3	5	2	1	1	3	0	2		22	
42	Mickelson, Hunter	g	1-2	0-0	0-0	1	0	1	0	2	0	1	2	2		6	
	Team					3	0	3									
Totals			21-49	3-12	17-27	11	28	39	13	62	11	18	4	9		200	

FG % 1st Half: 11-29 37.9% 2nd half: 10-20 50.0% Game: 21-49 42.9% Deadball
3FG % 1st Half: 2-7 28.6% 2nd half: 1-5 20.0% Game: 3-12 25.0% Rebounds
FT % 1st Half: 2-4 50.0% 2nd half: 15-23 65.2% Game: 17-27 63.0% 6

Officials: Joe DeRosa, Mike Stuart, Kip Kissinger

Technical fouls: Baylor-None, Kansas-None.

Attendance: 18972

2015 Phillips 66 Big 12 Championship Semifinals

BU #02 Rico Gathers fouled out with :43 remaining in the game.

Score by periods	1st	2nd	Total	Points	In Paint	Off T/O	2nd Chance	Fast Break	Bench
Baylor	18	34	52						
Kansas	26	36	62						

Last FG - BU 2nd-00:02, KU 2nd-02:46.
Largest lead - BU by 2 1st-07:11, KU by 15 2nd-16:42.

Score tied - 2 times.
Lead changed - 4 times.



SEASON RECAPS



MEDIA CLIPPINGS

MEDIA CLIPPINGS

Baylor men looking to new starters without star-studded quartet

Waco Tribune-Herald

By: John Werner

October 4, 2014

When the Baylor men's basketball team hit the floor for Friday's season-opening practice, there was no Cory Jefferson, Isaiah Austin, Brady Heshlip or Gary Franklin.

The Bears often looked to that quartet for leadership on their march to last season's Sweet 16.

Though senior guard Kenny Chery and senior forward Royce O'Neale are back from last season's starting lineup, this year's team will have a whole different chemistry since so many new faces will be in the mix.

Just what that chemistry is will unfold during the next five weeks as the Bears prepare for their season opener against McNeese State on Nov. 14 at the Ferrell Center.

"Each team has different strengths and one thing we've always done is adapt our style of play to meet those strengths," Baylor coach Scott Drew said. "We always find a way to make sure our guys perform at their highest levels. That's why this month is so important. We have to get everybody out there and on the same page and as coaches figure out what is the best way to play."

Without a 7-1 player like Austin, the Bears could be more of a transition team that will push the ball up the floor. Chery will be counted on for leadership at point guard after he averaged 11.5 points and 4.7 assists as a junior last season following his transfer from State Fair Community College.

"My role has changed because being a senior now everyone looks up to me," Chery said. "I have to make sure I do things the right way so they can learn from me. This year we don't have a 7-0 or 6-11 guy, so we're going to have to be faster and run the ball and play more pressure defense."

The Bears are counting on 6-9, 230-pound redshirt freshman Johnathan Motley to play a major role in the frontcourt. The redshirt year allowed him to get stronger in the weight room and to learn the game from playing against Austin, Jefferson and Rico Gathers in practice.

"I have some big shoes to fill with Cory and Isaiah gone," Motley said. "But I'm ready. I'll try to score a lot because I want to become a big part of the offense. It's been a long process and I've been working hard to get better every day. I've gained about 15 pounds of straight muscle."

After coming off the bench for two seasons, the 6-8, 280-pound Gathers will be expected to play a prominent role. Despite playing just 17.8 minutes per game last season, Gathers ranked second on the team by averaging 6.4

rebounds, and should put up much bigger numbers this year.

"Rico's got a great personality, he's infectious and people gravitate toward him," Drew said. "He's going to be a leader on this team and we expect him to be a positive one. He's always been a tremendous rebounder. I know he's excited for an expanded role and to show what he can do and what he's worked on."

Junior forward Taurean Prince will bring some experience to the table while 6-8, 210-pound Lee College transfer Deng Deng has the versatility to help at several positions.

"Deng is similar to past front line players we've had with size, athleticism and length," Drew said. "He's on the slender side at 210 pounds, but when the ball is up around the rim you always expect him to come up with one of those big tip dunks."

Joining Chery in the backcourt will be redshirt freshman Al Freeman and Indian Hills Community College transfer Lester Medford. Freeman will out the first two weeks of practice with a bone bruise in his right foot. The 6-3 guard redshirted last year after breaking his left (nonshooting) hand in the preseason.

"Al is a strong guard who can score and play multiple positions and defend," Drew said. "He became a lot more consistent last year chasing Brady Heshlip around screens and guarding Gary Franklin."

Drew and his staff will also watch how freshman guard Damiyne Durham from Oakwood and freshman forward T.J. Maston from DeSoto develop during the preseason. Small forward Ishmail Wainright will also be in the mix after playing a lot early last season.

"With our staff, it's always exciting when you have a transition," Drew said. "We have a lot of new faces, so there's a lot to work on. But we believe in the people we have."

MEDIA CLIPPINGS

Baylor hopes to break pattern after Sweet 16 again

Associated Press

By: Stephen Hawkins

October 29, 2014

Baylor has gotten into quite a pattern over the past few seasons, with deep NCAA tournament runs every other year.

So what happens after the Bears lose more than half of their scoring and half of their rebounding from another Sweet 16 team? They are about to find out.

"I think with our team this year, the great thing is we have a lot of versatility and a lot of depth," coach Scott Drew said. "This year's team, they compete, they work hard every day, and at the same time, really all of them enjoy seeing their teammates score. There's not a ball stopper or someone that really demands the ball."

Senior point guard Kenny Chery returns, but the Bears lost three other starters who averaged double-figure scoring last season — big men Cory Jefferson and Isaiah Austin, along with 3-point shooting threat Brady Heslip.

"Our plan is to play faster," said Chery, who averaged 11.5 points and 4.7 assists a game last season after transferring from junior college. "We're going to have to play faster ... and just push the ball."

Senior small forward Royce O'Neale started the final 31 games last season, his first for the Bears after transferring from Denver. Baylor also returns bruising forward Rico Gathers, along with versatile players Taurean Prince and Ishmail Wainright.

The Bears also add a pair of redshirt freshmen who were part of the program last season without playing. Physical guard Al Freeman missed eight weeks with a wrist injury last season before taking the redshirt, and athletic 6-foot-9 forward Johnathan Motley added 20 pounds of muscle while waiting his time behind Jefferson, Austin and Gathers.

"Definitely this year he'll be able to show all the hard work he's put in," Drew said of Motley, who bulked up to 237 pounds.

Here are a few other things to watch when the Bears open their 12th season under coach Drew on Nov. 14 at home against McNeese State:

TRANSFER TRIO: Deng Deng — yes, the same name twice for the 6-8 forward — has gone from Sudan to

Egypt to Australia to Lee College in Baytown, Texas, and now Baylor. The Bears also have two other transfers. Guard Lester Medford was a two-time junior college All-American, once at each of his two stops. Austin Mills was a reserve guard at Pepperdine the past two seasons, but is eligible to play immediately since he was a non-recruited student-athlete for the Waves.

POSTSEASON SUCCESS: Baylor was 17-4 in postseason games the past six seasons while making three NCAA tournament appearances and going to the NIT twice. Only Kentucky (20) and North Carolina (18) have more postseason wins during that span. Baylor was the NIT runner-up in 2009, made it to the NCAA Elite Eight in 2010 and 2012, then was the NIT champion in 2013 before another Sweet 16 appearance last season, when the Bears finished strong after starting 2-8 in Big 12 play.

FRESH PLAYERS: Baylor has two true freshmen: Dee Durham is a volume shooter who scored 2,720 points over four high school seasons and was also a six-man quarterback, while T.J. Maston is a 6-foot-7 forward who has two uncles who played Division I basketball.

DRAFTED BEARS: Five Baylor players have been taken in the NBA draft the past three years. That likely would have been six players since the 7-foot-1 Austin was expected to be a high pick as an early entry last year. But he was diagnosed a week before the draft with a rare genetic disorder that affects the heart and ended his playing career.

TEXAS STRONG: The Bears are 23-4 against in-state teams since the start of the 2011-12 season, and none of the other 20 Division teams in Texas has advanced deeper into postseason play than the Bears the past three years. The Bears are 37-8 against Lone Star State teams the last five seasons, after going 10-27 in Drew's first six seasons.

MEDIA CLIPPINGS

Drew's Bears ready to beat the 'odds'

Waco Tribune-Herald

By: John Werner
November 9, 2014

Odd-numbered years have never equated to NCAA tournament appearances for the Baylor men's basketball team.

Since their first NCAA tournament berth in 1946, all eight of the Bears' trips to the Big Dance have been in even numbered years.

Scott Drew has taken the Bears to NCAA tournaments in 2008, '10, '12 and '14, but wants to go in an odd-numbered year for once.

"For some reason, Baylor basketball has never gone to the NCAA tournament in an odd-numbered year and has never gone in back to back years," Drew said. "I like to accomplish firsts."

When the Bears reach the NCAA tournament, they usually do some damage as their 2010 and 2012 trips to the Elite Eight and last season's march to the Sweet 16 clearly showed.

The veteran Baylor players know how fulfilling a deep NCAA tournament run can be and want to go farther this season.

"Coming off the Sweet 16 is enough motivation for us to make that push," Baylor junior forward Rico Gathers said. "Not just making the NCAA, but making it to the Elite Eight and the Final Four. A lot of our success will have to come from dominating in the conference and being able to contend with people like Texas, Kansas, Iowa State day in and day out and having a great preseason."

But to get back to the tournament, the Bears will have to reshape a team that lost three key starters including forward Cory Jefferson, center Isaiah Austin and shooting guard Brady Heslip.

Senior point guard Kenny Chery and forward Royce O'Neale are the only returning starters, which is a big reason why the Bears were picked sixth in the Big 12 preseason coaches poll. That isn't necessarily a bad thing since they finished sixth last year before surging to the Big 12 tournament championship game and the Sweet 16 where they lost to Wisconsin to finish with a 26-12 record.

"Hopefully, the way we played at the end of the year, which was being sound defensively, efficient on the offensive end and good at the free throw line, will carry over," Drew said. "But we've got a lot of new faces and a lot to work on."

The Bears will need an abundance of leadership from Chery who is the team's top returning scorer after averaging 11.5 points per game last season. Chery was also one of the Big 12 leaders with 4.7 assists per game, and played especially well when Baylor went on its hot streak in the final weeks of the season.

"My role has changed," Chery said. "Being a senior now everyone looks up to me and I have to make sure I do things the right way so they can learn from me. Most importantly I have to be a leader. The coaches and these guys have a lot of trust in me and I have to make sure I do what they want me to do."

With the 7-1 Austin and 6-9 Jefferson gone, the Bears won't have as much size this season. Chery anticipates the Bears pushing the ball up the floor more for fast break baskets.

Chery made a smooth transition last season after transferring from State Fair (Mo.) Community College and the Bears hope Indian Hills (Iowa) Community College transfer guard Lester Medford can make a similar impact.

The 5-10 Medford averaged 15.2 points and 6.1 assists while shooting 40.1 percent from 3-point range to lead Indians Hills to a 34-3 record and a runner-up finish at the NJCAA national tournament.

"He has the speed and athleticism that will excite Baylor Nation," Drew said.

Al Freeman redshirted last season after breaking his left (non-shooting) hand. The 6-3 guard will give the Bears another threat in the backcourt and should be a strong defender on the perimeter.

"Redshirting helped me physically in the weight room and mentally watching film," Freeman said. "Brady, Cory and Isaiah were phenomenal

players, and those guys along with Kenny made me better. I'm very competitive. I love playing defense, getting after it and getting some steals."

Freshman Dee Durham was a six-man football quarterback who averaged 29.8 points and 9.8 rebounds for the Oakwood basketball team last year. The 6-4 guard has a good shooting touch but will be making a big jump from Class 1A to major college.

With Austin and Jefferson gone, the Bears will rely on 6-9, 230-pound redshirt freshman Johnathan Motley to give the Bears a lot of production in the paint. Motley put on weight and strength during his redshirt year while adding different elements to his game.

"I have some big shoes to fill with Cory and Isaiah gone but I'm ready," Motley said. "I'm going to try to score a lot because I want to become a big part of the offense. I got to go against Cory and Isaiah every day last season, so hopefully it will prepare me for this season."

The Bears are also counting on the 6-8, 280-pound Gathers to play a bigger role this season after coming off the bench his first two years.

Despite playing just 17.8 minutes per game last season, Gathers ranked second on the team by averaging 6.4 rebounds, and should also become a bigger offensive threat. Gathers' bulk and physical style of play will benefit the Bears in conference play.

"Rico's got a great personality, he's infectious and people gravitate toward him," Drew said. "He's going to be a leader on this team and we expect him to be a positive one. He's always been a tremendous rebounder. I know he's excited for an expanded role and to show what he can do and what he's worked on."

Both O'Neale and Taurean Prince played significant roles for the Bears last season and should be even more productive this season. After transferring from Denver, the 6-6 O'Neale averaged 7.1 points, 5.4 rebounds and 2.9 assists and often came up with big plays at crucial times.

"When you have two seniors like Kenny and Royce the great thing is you have two guys who are diligent and great teammates and are about the right thing," Drew said. "As a coach you feel very good that your team will look up to guys like that as leaders."

The 6-7 Prince averaged 6.2 points and 2.8 rebounds and often flashed his athleticism to drive to the basket.

Joining those forwards is Lee College transfer Deng Deng, a native of Sudan who went to high school in Australia. The 6-8 Deng is on the thin side at 210 pounds but averaged 19.8 points and 11 rebounds for Lee College.

"Deng is similar to past front line players we've had with size, athleticism and length," Drew said. "He's on the slender side at 210 pounds, but when the ball is up around the rim you always expect him to come up with one of those big tip dunks."

Drew hopes to get more minutes from 6-5, 250-pound swingman Ish Wainright, who started early last year but saw little time as the season progressed. Freshman forward T.J. Maston from DeSoto will also be in the mix.

The Bears will open the season under the radar but they don't want to stay there. They hope a good nonconference schedule against teams like South Carolina, Memphis, Texas A&M and Vanderbilt will help prepare them for another tough Big 12 schedule.

"One thing we try to do is play as good of a nonconference schedule as we can to prepare us for conference," Drew said. "We want to make sure our RPI is up there where we have a chance to make the postseason and have a good seed. A lot of the teams we're playing made the NCAA tournament and had success there, so that will definitely help us prepare for the Big 12."

MEDIA CLIPPINGS

Baylor men begin season with new roles, new faces

Waco Tribune-Herald
By: John Werner
November 14, 2014

After reaching the Sweet 16 last season, the Baylor men's basketball team will unveil its new look when it opens against McNeese State at 8:30 p.m. Friday at the Ferrell Center.

Gone will be three of the cornerstones of the program: forward Cory Jefferson, center Isaiah Austin and guard Brady Heschlip.

Returning starting point guard Kenny Chery and forward Royce O'Neale will be counted on to lead the Bears. Key reserves from last year's squad forwards Rico Gathers and Taurean Prince will step into bigger roles.

Baylor coach Scott Drew likes the way his team has developed during the last two months.

"It's that time of year when everybody is tired of playing against each other and wants to see what they can do when the lights are on," Drew said. "It was really important that we had good bonding and chemistry and that we became acclimated to running our sets on offense and defense."

Chery is the only returning double-figure scorer for the Bears after averaging 11.5 points and 4.7 assists last season. After playing some of his best basketball in Baylor's Sweet 16 run, Chery is eager to establish his leadership at a higher level this year.

"My role being the leader of this team is directing guys and putting them in the best possible position," Chery said. "We've got a lot of new guys and the plan is for everybody to be on the same page and not too high or low. It's been going well and everybody is getting better and working hard."

Finding rebounds

With Jefferson and Austin gone, Drew believes the Bears will need a more collective rebounding effort from all the big men and guards.

Johnathan Motley, a 6-9 redshirt freshman, is expected to be a big force in the paint for the Bears. Lee College transfer Deng Deng should also provide some valuable minutes especially as a rebounder and shot blocker.

"Any time you lose two guys like Cory and Isaiah, you're going to miss their height, rebounding and shot blocking," Drew said. "But hopefully we can make up for it by committee. We've got a lot of capable rebounders and we just need everybody to chip in."

After Heschlip tore up the Big 12 with his 3-point shooting for three seasons, Baylor hopes Indian Hills Community

College transfer Lester Medford and redshirt freshman Al Freeman will provide outside shooting range.

Freshman Dee Durham, another strong outside shooter, will miss at least the first two games with a fractured left wrist on his non-shooting hand. He will be evaluated after the second game, but isn't expected to miss much time.

The Bears will face McNeese State for the first time since 1999. The Cowboys return three starters from last year's 11-20 team including versatile guard Kevin Hardy who averaged 11 points, 6.7 rebounds and 4.3 assists.

Forward Desharick Guidry averaged 10 points and eight rebounds last year while forward Craig McFerrin averaged 9.2 points, 6.5 rebounds and one blocked shot per game.

Baylor played scrimmages recently against SMU and Louisiana Tech, and Drew liked the progress he saw. He didn't reveal his starting lineup for the season opener but expects it to change as the season progresses.

"Offensively we're a little bit ahead of where I thought we might be based on the scrimmages," Drew said. "Defensively we really improved from the first to the second scrimmage, especially man-to-man. The lineup most teams start with on day one usually isn't what they finish with. But we have depth, and as a coach you want to have options because of injuries and foul trouble."

MEDIA CLIPPINGS

Baylor men get help from transfers in opening win, 80-39

Waco Tribune-Herald

By: John Werner

November 15, 2014

Baylor coach Scott Drew was looking for immediate help when he signed junior college transfers Deng Deng and Lester Medford.

Their talents are already paying off.

Deng scored 16 points while Medford buried three treys and hit 13 points as the Bears opened the season with an 80-39 win over McNeese State before 6,158 fans on Friday night at the Ferrell Center.

With starting forward Cory Jefferson, center Isaiah Austin and guard Brady Heslip gone from last year's Sweet 16 team, the Bears came in looking for instant production from new faces.

After playing last year at Indian Hills (Iowa) Community College, Medford started hot as he hit three 3-pointers in the first half. Deng, a transfer from Lee College, hit eight of nine shots and gave the Bears a big lift with some dynamic plays early in the second half.

"I can tell you it feels really good," Deng said. "The first half was a bit tough for me. I got into foul trouble but my teammates said to go play your game. It was a good experience for my first game at this level."

Redshirt freshman forward Johnathan Motley also had a strong debut for the Bears with 10 points and four rebounds. The Bears shot 51.7 percent while holding the Cowboys to 21 percent shooting.

With Rico Gathers pulling down 12 rebounds, the Bears controlled the boards, 55-28.

"It's a great way to start the season any time you hold a team to 39 points and a 21 field goal percentage," Drew said. "There were a lot of positives but we have a long way to go and things to work on. Our schedule will show us more after we play South Carolina on the road (on Tuesday)."

The Bears controlled the game from the start as they opened up a 16-4 lead.

Kenny Chery got things rolling by burying an outside shot before Motley drove inside for a basket. After Desharick Guidry banked in a shot for the Cowboys, Royce O'Neale answered with a layup and Motley drained a trey for the Bears.

With Chery's 3-pointer and a pair of baskets in the paint by Ish Wainright, the Bears surged to their early 12-point lead.

The Cowboys tried to get back into the game as they cut the lead to 19-12, but Medford answered with a pair of treys and then drove inside for a basket. With Motley's basket in the paint, the Bears stretched their lead to 29-14 with 4:12 left in the first half.

The Bears closed the first half with a strong run as redshirt freshman Al Freeman hit a pair of free throws and drove for a basket before Medford drained his third trey to open up a 39-17 lead.

"The shots were there and my team did a very good job moving the ball," Medford said. "We made the extra pass and I knocked them down. Kenny (Chery) and I learn from each other every day and he makes it more comfortable me."

Deng was all over the court in the early minutes of the second half as he scored five of six baskets for the Bears during one stretch.

The Sudan native opened his hot streak with a dunk on an inbounds pass from Chery and then sliced inside for a pair of baskets. After Deng blocked a shot, Chery got loose for a basket. Deng broke away for a two-handed dunk that gave the Bears a 58-25 lead with 11:17 remaining.

"Deng definitely got on a nice roll and fed off the crowd," Drew said. "He's played well in practice but hasn't been 8 for 9 every day in practice."

Junior forward Taurean Prince didn't play Friday night due to violation of team rules.

MEDIA CLIPPINGS

Chery's 20 lead Baylor to 69-65 win over SCarolina

Associated Press
November 18, 2014

COLUMBIA, S.C. (AP) — Baylor coach Scott Drew is glad he's got senior Kenny Chery guiding his young team.

Chery scored 18 of his 20 points in the second half to lead the Bears to a 69-65 victory over South Carolina on Tuesday.

"I know we have a lot of inexperienced players, first time playing college basketball," Drew said. "It really makes it easy when you have a senior point guard in Kenny Chery controlling the tempo out there."

Chery worked through a cold first half — he made just one of seven shots — and improved after the break. He had two 3-pointers as the Bears built a 64-54 lead with less than five minutes left, then made two clinching foul shots after South Carolina cut the deficit to just 67-65 in the final seconds.

"We have a lot of young guys as senior leaders, our job is to keep everybody together," said Chery, who helped Baylor reach the NCAA Sweet 16. "We'll never be too high or too low, and I think we're doing a great job."

So far. The Bears opened 2-0 for the ninth straight season.

Freshman Johnathan Motley, among seven newcomers on Baylor's 13-man roster, added 17 points for Baylor.

It's the second consecutive season these teams have played a down-to-the-wire contest — and the second year Baylor came out on top. Last season, Royce O'Neale made two foul shots at the end for the Bears' 66-64 win.

Tyrone Johnson had a career-high 21 points to lead the Gamecocks.

Motley's jumper gave Baylor its biggest lead — 10 points — with less than 5 minutes left. But freshman Marcus Stroman sparked the final charge by the Gamecocks. Johnson had a chance to tie it while down 64-61, but his 3-pointer didn't fall.

"It was the right shot, it just didn't go in," Johnson said.

Baylor and South Carolina both had easy season-opening wins and geared up for a much tougher test. The teams locked up inside with the Bears' Motley and Deng Deng squaring off against the Gamecocks' Demetrius Henry and Michael Carrera under the boards.

The Gamecocks overcame Baylor's 16-11 lead with 11 straight points, closed by Carrera's put-back basket.

Stroman hit a pair of foul shots to put South Carolina up 27-24 with three minutes left in the half when Baylor closed the period with a 6-0.

Motley had two buckets, including a final one just before the buzzer, to send the Bears into the break ahead 30-27.

BENCHED

Baylor forward Deng Deng, who made a splash with 16 points in his Division I debut, played just eight minutes after picking up three first-half fouls. He finished with six points.

MISSED OPPORTUNITY

South Carolina coach Frank Martin was not pleased with the loss. However, he did believe this tight contest will help the Gamecocks down the road. "We'll be better because of this game. A shame we let a great opportunity for our program kind of escape," he said.

TIP-INS

Baylor: The Bears had held McNeese State to 39 points in Friday's season opener, tying the fewest points it's given up to a Division I opponent since a 43-37 win over Oklahoma State in 1958.

South Carolina: The Gamecocks have won two of the previous five all-time meetings with Baylor, yet none of those have come at home. South Carolina lost home games with the Bears in 2007 and 2010.

UP NEXT

Baylor plays Prairie View A&M on Friday

South Carolina takes on Cornell in an opening round game of the Charleston Classic on Thursday.

MEDIA CLIPPINGS

Baylor men return home 'better team,' ready to continue winning ways

Waco Tribune-Herald

By: John Werner

November 21, 2014

With a good road win over South Carolina in the rearview mirror, Baylor believes it's already on the right track.

The Bears hope to carry that momentum into Friday night's game against Prairie View A&M that will tip off at 6 p.m. at the Ferrell Center.

The Bears shot 52.2 percent from the field and hit 10 of 14 free throws in the second half against the Gamecocks on Tuesday to improve to 2-0.

"I knew going into that game we were going to be a better team regardless of the outcome," Baylor coach Scott Drew said. "That happens whenever you're playing on the road against a well-coached school, and a team that defensively plays a different style than you see most of the year. They were very aggressive and denying every pass."

Baylor senior point guard Kenny Chery came up big in the second half when he scored 18 of his 20 points. Forward Royce O'Neale had a tremendous all-around game with nine points, seven rebounds and seven assists.

A pair of new players continued to make strong contributions as redshirt freshman forward Johnathan Motley collected 17 points and five rebounds while junior college transfer guard Lester Medford hit two of three 3-pointers and scored 12 points. Medford has hit a team-high five of eight 3-pointers this season.

"I like the guys I'm playing with and they make it very comfortable for the new guys to play with no pressure and stress," Medford said. "Everyone is starting to find his role and what guys can do. So I think we're coming along very well."

With Cory Jefferson and Isaiah Austin gone from last year's team, the 6-9 Motley's development is crucial to Baylor's success. He's averaging 13.5 points and four rebounds while shooting 55.6 percent from the field.

"My teammates tell me they're going to give me the ball in the block, and they give me the confidence to go and perform," Motley said. "I'm just going out and doing what my team asks."

Chery finished with just one assist against South Carolina after collecting five in Baylor's 80-39 season opening win over McNeese State. But Drew believes Chery will be dishing out more assists against Prairie View which is off to an 0-3 start.

"We knew going into the South Carolina game that our guards would have to score more and pass less because of the defensive pressure and philosophy they have," Drew said. "But he is the most experienced scorer back so he will look to shoot more. If he can get 15 to 20 points and five assists per game that's pretty good."

Prairie View is coming off a 68-64 road loss to Rice on Wednesday. The Panthers were led by guard John Briscoe with 20 points and guard Montrael Scott with 18 points while forward Karim York collected 10 points and nine rebounds.

"Prairie View has done a good job working the ball and taking high percentage shots," Drew said. "Their zone has been effective and they play aggressive man-to-man defense. They have a lot of seniors who went to their conference tournament championship game and they expect big things out of that group."

Drew said freshman guard Dee Durham, who hasn't played this season, will be out at least another week with a fractured wrist.

MEDIA CLIPPINGS

Gathers rebounds with double-double in Baylor men's victory, 60-45

Waco Tribune-Herald

By: John Werner

November 22, 2014

Rico Gathers only had to take one look at the stat sheet from Tuesday's game against South Carolina to know those numbers wouldn't cut it.

No points, one rebound.

Asserting his presence in the paint from the tip-off, Gathers responded with 12 points and 13 rebounds to lead Baylor to a 60-45 win over Prairie View A&M before 5,208 fans Friday night at the Ferrell Center.

The 6-8, 275-pound Gathers looked like his old self as he hammered the boards and ripped the ball away from the Prairie View players.

"It definitely made me come out with a chip on my shoulder," Gathers said. "I just had to come out there and be the man that I am. I'm a great rebounder, so let that be known from the tip."

Taurean Prince came off the bench to hit six of seven shots and finish with a game-high 15 points. But while the Bears improved to 3-0, there were a lot of areas coach Scott Drew wasn't pleased with especially 18 turnovers and 14 of 24 free-throw shooting.

"I thought Prairie View did a really good job of controlling the tempo tonight," Drew said. "And I thought defensively, we were good. But I was disappointed in our execution on the offensive end. Eighteen turnovers are way, way, way too many."

Drew was baffled by the free-throw shooting after the Bears hit 21 of 26 in the 69-65 road win over South Carolina.

"You come off a game where you shoot 80 percent and then tonight you shoot 58 percent," Drew said. "I don't know how many of those were front ends of one-and-ones. But we've got to be a 75 percent and better free-throw shooting team."

With Royce O'Neale pulling down 10 rebounds, the Bears controlled the boards by a 41-26 margin. The Panthers (0-4) shot just 35.2 percent and hit two of seven free throws.

Baylor was the third Big 12 team that has beaten Prairie View this season after a 71-54 loss to TCU and a 74-52 loss to Oklahoma State. The Bears led comfortably throughout the second half as they stretched it to 57-39 with 4:13 remaining, but they felt they could have played better.

The Bears expect a more cohesive performance against Stephen F. Austin on Monday night at the Ferrell Center.

"I was disappointed by the whole game," Prince said. "I felt like we should have beaten them by more. They played harder than us, it's as simple as that. But we'll be ready for SFA."

The Panthers opened up an early 8-4 lead before the Bears went on a 20-6 run to take command of the game.

Al Freeman, O'Neale and Gathers started the surge by hitting close shots before Prince found his groove off the bench. Prince's first basket came outside from the baseline to give the Bears a 12-11 lead.

O'Neale followed with a 3-pointer before Lester Medford lofted a pass to Prince for a layup. After Medford drilled a jumper, Prince buried a trey and Deng Deng rebounded and scored to push Baylor's lead to 24-14 with 8:40 left in the first half.

Prince led the Bears with eight first-half points as they pushed their lead to 37-22.

"My mindset is to do whatever coach asks me to do whether it's coming off the bench or starting," Prince said. "I'm still trying to get in the flow and finding the spots where I'm best at. I haven't figured it out yet, but it will be figured out."

Prince came out hot to start the second half as he took a Medford pass for a dunk before rebounding and scoring. He later scored on a tip-in and Gathers took a Kenny Chery pass for a dunk as the Bears stretched their lead to 57-39.

After shooting 53.8 percent in the first half, the Bears hit just 38.9 percent in the second half and didn't close strong.

"We pride ourselves on toughness, and the last five minutes of the game we have to be the toughest team on the floor," Gathers said.

"For us, we like to five--to-grind and we lost that tonight. We can't allow that to happen."

MEDIA CLIPPINGS

Unsung hero O'Neale leads Bears past SFA, 67-51

Waco Tribune-Herald
By: John Werner
November 25, 2014

If there was one unsung player in Baylor's drive to last season's Sweet 16, it was forward Royce O'Neale.

O'Neale's contributions didn't always show up in the box score, but he did all the little things that contributed to the Bears' success.

This year O'Neale is doing all the little things and stuffing the stat sheet.

With 19 points and a career-high 14 rebounds, O'Neale delivered a superb all-around game to lead the Bears to a 67-51 win over Stephen F. Austin on Monday night at the Ferrell Center.

O'Neale dished out five assists and collected two steals and two blocks as the Bears improved to 4-0. After making the round of 32 in the NCAA tournament with a 32-3 record last season, SFA dropped to 1-3.

"It was the Royce O'Neale show," SFA coach Brad Underwood said. "Wow, was he special. It was the one matchup coming into the game that we really challenged our guys with, and obviously we know the outcome. He stands for everything that's good about college basketball in terms of his effort."

O'Neale recorded his fourth double-double in two seasons at Baylor. The senior forward hit seven of nine field goals including two of four from 3-point range.

"I was just ready to play and do everything I can for my teammates," O'Neale said. "I was in position contesting shots and getting every rebound I could. I was trying to get steals because they lead to easy offense and fast break points."

Taurean Prince gave the Bears a lift off the bench by scoring 15 points for the second straight game while collecting four blocked shots and three steals. Lester Medford finished with 12 points and four assists.

"I've been doing it ever since I got here, coming off the bench," Prince said. "I don't come in necessarily to score. I just want to create a spark whether it's defense or offense."

The Bears held the Lumberjacks to 33.3 percent shooting, including five of 26 from 3-point range. With Rico Gathers supplying 11 rebounds, the Bears dominated the smaller Lumberjacks on the boards by a 43-32 margin.

"We knew they were going to shoot 26 or 27 (3-pointers)," Baylor coach Scott Drew said. "I thought we did a really good job contesting them. To hold them to 19 percent, I couldn't be any more pleased with our

defense. Through four games, our defense has been very good and I hope that continues."

Baylor knew it couldn't let SFA dictate the pace with its disciplined style of play. But the Bears finally gained some separation late in the first half with some aggressive defense that sped up the tempo.

After SFA's Justin Dotson buried a trey and Ty Charles hit a free throw to tie the game at 19-19 with 6:04 left in the first half, the Bears closed with a 13-3 run.

Prince started the streak by burying a trey from the right corner before Kenny Chery drove for a basket.

Prince then blocked Thomas Walkup's shot under the basket and Charles missed an outside shot. Medford got loose on the other end as he drove for a basket.

Following Prince's two free throws, Medford stole the ball and O'Neale followed with a tip-in. O'Neale then came up big defensively by blocking Tanner Clayton's shot underneath the basket.

Gathers drew a foul, hit a free throw and missed his next attempt. However, Gathers rebounded his missed free throw and scored to push Baylor's lead to 33-19 before going into halftime with a 33-22 edge.

"The mentality of the team so far is we've embraced playing hard on both ends of the court," Drew said. "Our concern early on was without having Cory (Jefferson) and Isaiah (Austin) as that shot blocker in the middle, would we be able to be effective in the zone? The guys have been very active and have done a great job so far."

After SFA sliced Baylor's lead to 35-27 early in the second half, Johnathan Motley hit a short jumper. O'Neale then stormed downcourt for a running bank shot, drew a foul and hit the free throw to push Baylor's lead to 40-27.

The Bears continued to extend their lead with a 7-2 run that was highlighted by O'Neale's and Medford's drives for baskets to make it 51-36 with 6:27 left in the game.

BEAR FACTS: After failing to get into Baylor this fall due to high school transcript issues, guard Kobe Eubanks has re-opened his recruitment. Eubanks signed with Baylor out of Our Savior New American School in Centereach, N.Y., and is currently doing postgraduate work at Elev-8 Sports Institute in Delray Beach, Fla.

MEDIA CLIPPINGS

Gathers leads Baylor past Texas Southern 75-49

Associated Press
December 2, 2014

WACO, Texas (AP) — Rico Gathers had a career-best 23 points and 13 rebounds in leading Baylor to a 75-49 win over Texas Southern, but he wasn't entirely pleased with his 9-of-20 shooting.

"I really try to focus on my finishing," Gathers said. "If I'm missing them, I can't let that get in the way of what I do best, and that's rebound. Do I stop rebounding because I miss a layup off an offensive rebound? No. I just keep going at it. It will eventually get in there."

Lester Medford scored 13 and Taurean Prince had 11 points for Baylor (6-1), which is now 46-0 against teams from the Southwestern Athletic Conference.

Gathers also had a career-high four blocked shots.

Chris Thomas scored 15 and Madarious Gibbs scored 10 for Texas Southern (1-6).

Baylor led 41-22 at the break and opened the second half on a 15-3 run that included seven points from Gathers. Medford contributed a 3 and a breakaway layup during the streak that left the Bears up 56-25 at the 16:36 mark.

Baylor held a 47-30 rebounding advantage, and the Bears had 22 offensive boards.

"With 22 offensive rebounds, you've got to score more than nine second-chance points," Baylor coach Scott Drew said. "Gotta finish a lot better around the rim."

Baylor took control of the game early. With the game tied at 4, back-to-back 3s from Medford began a 14-2 run that also included a 3 and a layup by Prince.

Texas Southern had baskets from Thomas and Deverell Biggs to pull within 18-10 with 12:03 to play, but that was as close as the Tigers could get. Baylor closed the half on an 11-6 run capped by a three-point play by Gathers with 3.4 seconds left. Tonnie Collier hit a long baseline jumper at the buzzer that the officials reviewed for several minutes before deciding that he got the shot off in time.

After trailing by as many as 31, Texas Southern cut the lead to 20 late in the game. Thomas scored five in a 12-2 run by the Tigers that left Baylor with a 62-42 lead with 8:19 remaining.

Baylor "kind of let up a little bit. It wasn't anything that we did," Texas Southern coach Mike Davis said. "They kind of relaxed a little bit. We made some baskets and they put (the starters) back in. They came back and took it back up."

TIP-INS

Baylor: The Bears are now 46-0 all-time against current SWAC members, including a 60-45 win over Prairie View A&M on Nov. 21.

Texas Southern: Three Tigers' starters played at other Division I schools before joining Texas Southern. Thomas was at Marshall; Biggs played at Nebraska and Nick Shepherd was at Long Beach State.

UP NEXT

Baylor plays at Vanderbilt on Thursday for the first game between the two teams since 1985. The Commodores own a 9-1 record against the Bears and have won eight straight.

Texas Southern is at Florida on Dec. 12.

TIGER ROAD SHOW

Texas Southern plays 15 of its first 16 games on the road this season. Its lone home contest was a 71-59 win over Lamar on Nov. 28. After Monday, the Tigers play 10 consecutive road games before hosting Grambling State on Jan. 17.

DEFENSIVE AT HOME

Baylor has allowed its four opponents at home this season to average just 46 points a game. The Bears held McNeese to 39 in the first game of the year.

HOOSIER CONNECTION

Texas Southern coach Mike Davis was the head coach at Indiana from 2000-06, compiling a record of 115-79. The Hoosiers lost to Maryland, 64-52, in the 2002 national championship game.

1,000-POINT CLUB

When Royce O'Neale made a 3 with 13:13 left in the game, it marked his 1,001st point in Division I basketball. He scored 665 points in two years at Denver and 270 last season as a junior at Baylor.

MEDIA CLIPPINGS

Baylor tops Vanderbilt 66-63

Associated Press
By: Chip Cirillo
December 4, 2014

NASHVILLE, Tenn. (AP) — Baylor's 3-point shooters were too much for Vanderbilt on Thursday night.

The Bears made 10 of 18 shots from beyond the 3-point arc, leading Baylor to a 66-63 win over Vanderbilt in the Big 12/SEC Challenge at Memorial Gym.

Baylor forward Royce O'Neale scored 22 points and Taurean Prince added 19. O'Neale made four 3-pointers and Prince added three.

"I think our guys really did a great job of sharing the ball and making the extra pass," Bears coach Scott Drew said. "And at the end of the day, shooting open shots is better than contested ones."

O'Neale, a 6-foot-6 forward, made 9 of 11 from the floor, including 4 of 5 from beyond the 3-point stripe.

"We just did a good job of focusing on the rim and knocking down shots, especially Royce O'Neale," said Prince, a 6-7 senior.

Baylor (7-1) recorded its second road win over an SEC opponent, including a victory at South Carolina two weeks ago.

Vanderbilt coach Kevin Stallings had a simple explanation for Baylor's success beyond the 3-point stripe.

"Mostly dribble penetration, breaking us down off the dribble and kicking it so we've got some lessons to learn about what it takes to be a good college perimeter defender," Stallings said. "It's hard to guard guys in college when they're skilled and fast, let alone if they're big and fast. We were at a size disadvantage and a quickness disadvantage at a few positions tonight."

It was Baylor's first win over Vanderbilt (5-2) since 1949, but the first meeting between the schools since 1985.

Baylor has the Big 12's best record in conference challenge games at 5-1.

Vanderbilt's Damian Jones made two free throws to narrow the deficit to 65-63 with 15 seconds left.

Baylor's Lester Medford hit 1 of 2 free throws to increase the Bears' lead to 66-63 with 14.4 seconds left.

Vanderbilt's Riley LaChance missed a 3-pointer from the top of the key with 1 second left as the ball bounced off the glass.

James Siakam's layup narrowed Baylor's lead to 61-59 with 1:41 left, but he couldn't convert the three-point play after missing a foul shot.

"Every time I go in I try to feed off (the crowd's) energy and try to encourage my teammates," said Siakam, who scored 12 points. "I think the bench was incredible."

Jones, who entered the game as the Southeastern Conference's fourth-leading scorer, led Vanderbilt with 21 points. Luke Kornet, a 7-foot sophomore forward, added 13.

Vanderbilt made a 15-8 run in the second half to narrow Baylor's lead to 51-50.

A put-back by Siakam gave Vanderbilt its first lead, 54-53, since early in the game, prompting Baylor coach Scott Drew to call a timeout with 6:10 left.

Prince hit two free throws to put Baylor back on top, 55-54, with 5:22 left.

Vanderbilt cut the deficit to 48-46 with 9:33 left, but Al Freeman hit a 3-pointer to put Baylor up by five.

Baylor broke a 12-all tie with an 8-0 run to take control in the first half, and the Bears stretched their advantage to 34-25 by halftime.

Prince led the way in the early going with 13 points in the first half and O'Neale added 12.

Baylor hit 6 of its first 12 shots from beyond the 3-point arc.

TIP-INS

Baylor: The Bears entered the game with the nation's No. 7 scoring defense (51.1 ppg).

Vanderbilt: Former Vanderbilt standout Perry Wallace, who became the first African-American basketball player in the Southeastern Conference in 1967, was honored at halftime. Andrew Maraniss wrote a book about him recently entitled, "Strong Inside: Perry Wallace and the Collision of Race and Sports in the South."

COLD NIGHT

Vanderbilt's 3-point shooters struggled through an off night, making just 3 of 17 for a 17.6 percent clip. Riley LaChance was 0 for 6, including a last-second shot that could have sent the game into overtime.

FOUL SHOOTING

Vanderbilt did a good job getting to the foul line, going 18 of 23 compared with Baylor's 8 of 14. Vanderbilt's Damian Jones, a 6-10 center, was 9 of 9. He also led all rebounders with nine.

UP NEXT

Baylor hosts Texas A&M (5-1) on Tuesday for its first game against the Aggies since the 2011-12 season. Baylor has won the last five games in the series.

Vanderbilt hosts Purdue (6-1) on Dec. 13. Commodores coach Kevin Stallings played at Purdue from 1980-82. The Boilermakers went to the NCAA Final Four in 1980 and the NIT Final Four in 1981 and 1982. His first coaching job was at Purdue as an assistant from 1983-88 when the Boilermakers made the NCAA tournament each season.

MEDIA CLIPPINGS

Bears pound boards, Aggies in intense 77-63 win

Waco Tribune-Herald
By: John Werner
December 10, 2014

The current Baylor players had never faced Texas A&M before Tuesday night, but it didn't take them long to understand the intensity of the rivalry.

With a Ferrell Center crowd of 7,265 revved up from the start, the Bears fed off that energy and pulled away for a 77-63 win in the first meeting between the old rivals in nearly three years.

Tuesday's game marked the 206th meeting between the Baylor and Texas A&M men's basketball teams. But after the Aggies bolted from the Big 12 to the SEC, it was the first time they had met since Feb. 1, 2012 when the Bears squeezed out a 63-60 win in College Station.

An amped up crowd was ready for a rematch and so were the Bears who dominated the boards by a 38-17 margin.

"It was A&M against Baylor, two Texas teams going at it," Baylor forward Rico Gathers said. "We were feeding off the crowd's energy. Everybody was new to that rivalry and we were excited. We had some pregame jitters, but we toned it down and expressed our feelings throughout the game."

Before the game, Baylor junior forward Taurean Prince said he had heard from former Baylor players about the history of the rivalry. The Bears were up for the challenge as they overcame an early 8-1 deficit to take command of the game with a 57-37 lead midway through the second half.

The Bears (8-1) attacked the Aggies (6-2) from all angles. After struggling for several games, redshirt freshman Johnathan Motley scored a career-high 22 points and collected 11 rebounds. Gathers was also a force in the paint with 13 points and 10 rebounds.

"My team said, 'Welcome back Mot,'" Motley said. "It's one of those things that players go through little slumps. I just had to get back to myself. I started lifting weights again and got some of that aggression back. I was being a little tentative."

Prince and Lester Medford collected 11 points apiece while redshirt freshman Al Freeman added 10 points. The Aggies didn't grab an offensive rebound all night.

"I was really embarrassed by how we competed around the basket, but give the Bears credit because their defense and interior game were really good," Texas A&M coach Billy Kennedy said. "Baylor was tougher than us and deserved to win obviously. We physically got whipped."

With Kenny Chery back for the Bears after missing four straight games with what was later diagnosed as a knee injury, the offense played with a lot more rhythm. Chery finished with seven points while dishing out two assists and playing strong defense with three steals.

The Bears are now 3-0 against the SEC this season following road wins over South Carolina and Vanderbilt.

Missing their first six shots, the Bears looked overanxious at the start. Alex Caruso and Danuel House buried early 3-pointers as the Aggies opened up an 8-1 lead.

But Motley got the offense going by scoring on a pair of putbacks. Trailing 14-6, the Bears went on their first big run of the game with 12 straight points.

Medford started the streak by nailing a trey from the left corner. The Bears then started driving to the paint as Medford, Freeman and Prince all scored. With Freeman nailing a trey, the Bears opened up an 18-14 lead with 9:22 left in the first half.

The Aggies answered with seven straight points as House sliced inside for a dunk and Jordan Green buried an outside shot.

But after the Aggies grabbed a 26-25 lead, the Bears closed the first half with a 11-3 run in the final four minutes.

Gathers started the streak with a pair of free throws before Prince nailed a 3-pointer. The Bears hit five more free throws before Chery drove for a basket with two seconds left in the half to open up a 36-29 lead.

That was just a prelude for a hot second half for the Bears. After Green hit the first basket of the half for the Aggies, the Bears responded with a 17-2 run.

Motley was the catalyst as he hit a free throw before driving twice inside for baskets. Prince then scored on a tip-in and a drive to the basket.

Freeman converted a three-point play when he cut to the paint for a basket, drew a foul and hit the free throw. With Motley scoring on a putback and Chery gliding inside for a basket, the Bears opened up a 57-37 lead with 10:10 remaining and led comfortably the rest of the way.

MEDIA CLIPPINGS

Motley scores 16, leads Baylor over New Mexico State 66-55

Associated Press
By: Kevin Tankersley
December 18, 2014

WACO, Texas (AP) — Baylor coach Scott Drew has a remedy for his team's poor free-throw shooting performance Wednesday night.

"We always shoot free throws. Maybe we shouldn't shoot free throws. It would save us a lot of practice time. We can't do worse," he said.

Baylor hit 52 percent of its free throws - its worst free throw shooting performance of the season - but still beat New Mexico State, 66-55.

"That's the one thing we don't do very well is shoot free throws," Drew said, as the Bears made 11 of 21 from the line, but were just 3-for-9 in the first half.

Johnathan Motley scored 16 points, and Al Freeman and Lester Medford added 10 each to lead Baylor (9-1). Rico Gathers had 12 rebounds.

Remi Barry scored 14 and Pascal Siakam had 12 points to lead New Mexico State (4-7).

After trailing 32-24 at the break, New Mexico State opened the second half strong, hitting back-to-back 3s from Barry and DK Eldridge, and a dunk by Johnathon Wilkins to pull the Aggies within 34-32 with 17:25 remaining.

Freeman answered with two 3-point baskets. Freeman hit his first 3 off an inbounds pass from Deng Deng. Gathers then notched a couple of tip-ins, Royce O'Neale forced a turnover and scored, and Medford's layup capped a 15-3 run to give the Bears a 49-35 lead with 10:33 left.

After Medford's basket, the Bears didn't make another field goal for seven minutes. Baylor made 5 of 8 free throw attempts before Medford hit another trey with 3:33 to play.

Eldridge made two free throws to pull the Aggies within 50-42 with 6:17 left, but would not get closer.

Baylor used an 8-0 run late in the first period to take its biggest lead of the half. Kenny Chery fed Motley for a dunk, O'Neale got credit for a layup because of goaltending, and Deng had a layup and two free throws to put Baylor up 28-20 with 2:11 left.

The Aggies had a height advantage inside, but Baylor's interior players had a noticeable width advantage, as New Mexico State coach Marvin Menzies noted.

"Pascal and Johnathon were getting banded by Gathers," he said. "I'm sure they're (saying), 'Oh, OK. That's what a block-out is supposed to feel like.'"

While Gathers, Siakam and Wilkins are all about the same height, Gathers weighs 275 pounds. Siakam and Wilkins weigh 230 and 225, respectively.

Gathers also had a career-high seven steals.

"It was pretty obvious where they were going to pass it, so I was just reading their eyes," he said. "And as soon as he let it go, I just reacted. Just being precise on the gamble. That's basically what I was doing tonight, a lot of gambling. We call that false hustle."

New Mexico State has now lost all seven of its road games this season, but that's just part of the job, Menzies said.

"It's a challenge for me because I'm old," the 53-year-old coach said, laughing. "We're at an institution where it's a part of our dynamic where we have to go on the road and we have to produce some revenue for the department.

You can either complain about it or go find the positives in it. I'm in my eighth season and we took our lumps in our non-conference. As a result, we've been really good in conference and been very successful in our conference tournament as a result of these types of games."

The Aggies have won the WAC tournament championship and advanced to the NCAA tournament for the past three seasons.

TIP-INS

Baylor: The Bears have held every opponent to 65 or fewer points this season, even in its lone loss. Baylor dropped a 62-54 decision to Illinois on Nov. 28 in Las Vegas.

New Mexico State: The Aggies have averaged 14.6 turnovers a game this season and have recorded 20 turnovers in three games. Against Baylor, they had 19 giveaways.

MEDIA CLIPPINGS

Baylor men leading with defense, seek to improve offensive output

Waco Tribune-Herald

By: John Werner

December 22, 2014

With two games remaining before Big 12 play, Baylor's defense has proven it's ready for prime time.

But the Bears are still looking for much more offensive production heading into Monday's game against Southern at 7 p.m. at the Ferrell Center.

The Bears improved to 9-1 with last Wednesday's 66-55 win over New Mexico State, but they shot just 39.3 percent from the field while hitting 11 of 21 free throws.

After facing Southern, the Bears host Norfolk State on Dec. 30 before opening Big 12 play at Oklahoma on Jan. 3.

"Defensively we've been outstanding," Baylor coach Scott Drew said. "Offensively we keep trying to get better with the free throw shooting and taking care of the ball. We have to keep making free throws because we get fouled because we're a physical team."

Making his first start since Nov. 24, senior point guard Kenny Chery dished out seven assists while committing two turnovers in 32 minutes against New Mexico State. Chery said a foot injury that kept him out of four games has healed, and he's anxious to direct Baylor's attack.

"I feel great but I'm probably a little rusty," Chery said. "I feel like I'm 100 percent and prayers have been answered. I've been practicing more and getting in a lot more reps, and now I'm feeling like I'm getting back into it."

Baylor's offense has been balanced throughout the season with Taurean Prince averaging 12.3 points and Royce O'Neale, Rico Gathers, Johnathan Motley and Chery all averaging more than nine points.

Prince has been on fire from 3-point range by hitting 15 of 25 for a Big 12-leading 60 percent.

"Since his freshman year, he's really had a knack to score and was really more efficient from 15 feet and in," Drew said. "But through hard work and dedication he's become a lot more consistent at the 3 and definitely stretches the defense and is hard to guard."

But the Bears are shooting just 44 percent overall from the field while their 61.4 free throw percentage and 68.5 scoring average rank at the bottom of the Big 12.

Baylor's offensive problems have contrasted sharply to its defensive strength. The Bears rank second in the Big 12 and 11th nationally by allowing 53.9 points per game and opponents are shooting just 37.6 percent. The

Bears have been dominating the boards as their 12.3 rebounding margin per game ranks fifth in the country.

If the Bears can get their offense and defense playing at the same level, they can do some damage in the Big 12.

"I know we're a good team and we'll compete against the best in the nation and find out if we're an elite team when we get a chance to get into conference," Drew said. "That 18-game grind is not just you play well one or two nights. Over the long haul you'll find out what your team is made of and what they possess."

Southern (3-9) is coming off a 57-39 loss to Wyoming on Saturday in Laramie. The Jaguars feature three guards averaging double-figure scoring including Tre Lynch with 14 points per game, Adrian Rodgers at 11.6 and Trelun Banks at 10.3.

The Jaguars dropped an 88-78 decision against Iowa State on Dec. 14 in Ames. No matter who they play, the Bears know they've got to find more consistency offensively.

"We just have to continue to get better as far as knowing where everybody's going to be and the timing as far as the sets that we run," Prince said. "We have to know where everybody's sweet spot is and where everybody's comfortable scoring. But that will get better, especially by the end of February and we'll be ready for March. That's what we're working on."

MEDIA CLIPPINGS

Royce rolls in 3-pointers, leads Baylor men to win over Norfolk State, 92-51

Waco Tribune-Herald

By: Jason Orts

December 31, 2014

The ball swung around to Royce O'Neale, and he drilled a 3-pointer.

Lather. Rinse. Repeat.

The same series of events unfolded on four straight possessions, and he made all five of his treys during No. 22 Baylor's 23-2 run to start the second half as it broke open a five-point game and cruised to a 92-51 decision Tuesday night at the Ferrell Center.

O'Neale's hot streak lifted him to a career-high 23 points in 25 minutes of action, and he got help from Rico Gathers, Taurean Prince and Al Freeman, all of whom added 13. Gathers added 11 rebounds for a double-double, and Prince just missed one with nine rebounds.

"I hit one, and they said they were going to keep coming back to me," O'Neale said. "I just felt it, so I was letting them go and they were dropping. □ We knew after halftime we had to come out with a bang. That run just made it even more explosive. It was a team effort. Everybody contributed in different ways."

The victory gives the Bears some positive momentum going into Big 12 play, which begins on the road against Oklahoma on Saturday.

Baylor has won six straight and showed no ill effects after the first few minutes of a seven-day layoff since its last action.

"Probably the first five minutes of the first half (we were rusty), but once the first half was over with we came out in the second half with a new mentality," Gathers said. "We basically just dominated, starting with (O'Neale) getting the ball up shooting 3s, and he did a good job."

O'Neale's opening salvo was only the beginning of a thoroughly dominant second half.

The Bears (11-1) shot 66.7 percent, including a 6-for-8 mark from 3-point range, and they smothered any hopes of a Norfolk State comeback by limiting it to 25 percent shooting during that same span.

When Baylor wasn't raining 3-pointers, it was getting whatever it wanted under the basket. The Bears had eight of their nine dunks in the second half, including some of the highlight-reel variety like Deng Deng's reverse jam off a feed from Freeman.

It was fun, mainly just being able to hold the intensity and sustain the lead," Gathers said. "We won by 41. That was probably the biggest deficit we put on a team this year, and it was all fun."

Night for raising bar

Baylor established a number of season-best marks, including scoring for the game and the 60 in the second half were the most for any half, made field goals (34), assists (28), offensive rebounds (23), and its eight blocked matched a season high.

With everything going the Bears' way, Drew just got out of the way.

"You just try not to mess things up," he said. "I'm just very pleased. Human nature is you get a big run, then you let up or you take some bad shots and people get selfish. We didn't have any of that. We had guys diving on the floor, guarding. They competed the entire 40 minutes, and that was outstanding."

It was the Spartans (9-6) who were draining 3-pointers to start they game.

They made their first four, and led 21-16 with 10:27 to go in the first half. Jeff Short already had nine points by that point on his way to 23, but Baylor's defense locked down from there.

The Bears allowed only one 3-pointer the rest of the way, and the Spartans shot 33.3 percent for the game.

"They were a good shooting team," O'Neale said. "They hit some shots and kept it close. We knew it was going to be a battle from the jump. So we just had to execute the game plan."

Baylor didn't allow a field goal over the next seven-plus minutes, and a three-point play from Prince with 6:48 to go before halftime handed it a lead it never gave back.

The Bears' big second half began immediately, with O'Neale dropping a 3-pointer 38 seconds in, and he assisted on an alley-oop to Johnathan Motley 22 ticks later to draw a quick Norfolk State timeout.

Runaway train

But there was no stopping the Baylor momentum train. After a basket from Norfolk State's Malik Thomas, the Bears scored the next 18 points, with O'Neale's 3-point barrage ending on a three-point play from Lester Medford that made it a 55-29 game with 14:41 to go.

"Everybody was looking to (O'Neale). He was shooting with confidence and he wasn't forcing shots, bad shots," Drew said. "That's why he was 7-for-9. The only person who stopped Royce tonight was me by taking him out, so he was outstanding."

Baylor went on a 13-0 run later in the half, a spurt started when Norfolk State was hit for an administrative technical foul, and more than doubled the Spartans up on a Freeman 3-pointer to make it 83-40 with 4:03 remaining.

It was exactly the kind of performance Drew hoped for in the final tuneup before conference.

"You want to be playing well, and it's another level now," He said. "Top-25 teams night in and night out, and playing in very tough venues with great fans. We're excited about the next challenge ahead of us."

MEDIA CLIPPINGS

Bears make crucial plays in defensive struggle, down TCU in overtime, 66-59

Waco Tribune-Herald

By: John Werner

January 11, 2015

FORT WORTH — As Saturday's game moved along, the big question was whether the Baylor and TCU basketball teams would outscore the schools' football teams in their epic battle in October.

They pulled it off, but it took overtime to do it.

Finally finding some offensive punch, the No. 21 Bears made enough crucial plays down the stretch to squeeze out a 66-59 win before a packed house of 5,388 fans at Wilkerson-Greines Activity Center.

It wasn't nearly as riveting as the Baylor football team's 61-58 win over TCU on Oct. 11 at McLane Stadium. In Saturday's game, the Bears and Horned Frogs combined to shoot 33.6 percent from the field while drawing 53 fouls and shooting 74 free throws.

Though it was an ugly afternoon of basketball, the scoreboard still looked great to the Bears after winning their first Big 12 game following conference-opening losses to No. 16 Oklahoma and No. 12 Kansas.

"On the road, crunch time, we had to get our first conference win," Baylor forward Rico Gathers said. "I'm glad we were able to pull it out. I feel like they played real tough, and that's what you expect coming into somebody's home court. We were able to be disciplined at the end of the game and make critical plays to put us ahead."

In such a physical game, Gathers was a major reason for Baylor's win as he collected 17 points and 18 rebounds. The Bears (12-3) needed all of Gathers' board work to overcome their 29.8 shooting percentage including one of 12 from 3-point range.

With so many fouls, it was hard for either team to find an offensive flow.

"We couldn't do much offensively, so their defense was outstanding as it has been all year long," Baylor coach Scott Drew said. "The good thing is we found a way being down late to come back and get a win. In the Big 12 at the end of the day, it's tough to win any game, let alone a road game."

After going 13-0 in nonconference play and making the Associated Press Top 25 on Dec. 22, the Horned Frogs fell to 0-3 in the Big 12. TCU has dropped 23 straight Big 12 regular season and conference tournament games.

"Boy, oh boy, it's getting old," TCU coach Trent Johnson said. "We certainly had our opportunities. We went up five and we just had some really bad uncharacteristic turnovers — two in regulation and one in overtime. Just really bad, careless plays."

Leading 49-44, the Horned Frogs appeared on the verge of breaking their losing streak as they tried to extend their lead with four minutes remaining in regulation. But Baylor forward Taurean Prince stole the ball and raced downcourt for a breakaway slam, and suddenly the momentum changed.

Prince delivered a tremendous all-around game for the Bears with 17 points, 10 rebounds, two blocks and two steals.

"When it's a low possession game and a slow-paced game, five points is almost like 10 points," Drew said. "To get a steal and an easy, because we hadn't had many of those all game long, that got our guys excited again and that was a big play by him."

After Amric Fields missed a 3-pointer, Baylor's Lester Medford drove for a basket, drew a foul and hit the free throw to complete a three-point play to tie the game at 49-49 with 2:46 remaining.

With the game tied at 53-53, Baylor got the ball with 36 seconds remaining when Kenny Chery rebounded Chris Washburn's missed shot.

Chery worked the shot clock down before driving into the lane where Karviar Shepherd blocked his shot with four seconds remaining. Baylor was called for a shot clock violation, and the game went into overtime.

The Bears led throughout overtime as Chery drew a foul with 4:46 remaining and hit both free throws to give the Bears a 55-53 edge. The Bears hit 31 of 46 free throws including 18 of 24 in the second half and overtime.

Baylor stretched its lead to 59-56 when Prince rebounded and scored with 2:58 remaining. After Trey Zeigler's turnover for TCU, Chery nailed two more free throws with 40.7 seconds remaining to open up a 61-56 lead.

Zeigler hit a free throw to cut Baylor's lead to four before Chery hit three of his next four free throws to push Baylor's lead to 64-59 with 10 seconds remaining. Gathers finished off Baylor's win with a pair of free throws at 0.5.

"Free throws won us the game in overtime," Drew said. "When you're not scoring, you get frustrated and usually don't play good defense on the other end. Credit our guys for continuing to guard because we held them to 37 percent which gave us a chance."

MEDIA CLIPPINGS

No. 22 Baylor Needs Late Jumper to Beat No. 11 Iowa State

Associated Press
January 15, 2015

Kenny Chery got No. 22 Baylor started with a 3-pointer on the very first shot, part of a game-opening 16-1 spurt for the Bears.

After they fell behind late, Chery hit the game-winner against No. 11 Iowa State.

Chery, the senior point guard who struggled shooting for most of the game, made a jumper with 4.7 seconds left and the Bears won 74-73 after blowing a 14-point lead in the final 8 1/2 minutes.

"For him to knock down that last shot after not being as efficient from the field as he normally is, I thought that showed a lot of poise, character, guts," coach Scott Drew said. "And I know with our team, there's no one we'd rather have with the ball in his hands at the end of the game."

The Bears were up 11-1 after only 2 minutes by hitting their first four shots. Chery made a 3 and had another long jumper between consecutive 3s by Royce O'Neale, who had 15 points to lead the Bears (13-3, 2-2 Big 12).

Chery then missed 12 of his next 13 shots, and left the game for several minutes midway through the second half when he came down hard on his right shoulder after missing a layup. He was still face-down on the floor grimacing in pain while Iowa State got a layup at the other end by Bryce Dejean-Jones.

"I just felt my shoulder stretched out," said, Chery, who finished with 13 points on 4-of-16 shooting. "My teammates kept me up, and I got up and I knew I had to finish this game."

Iowa State (12-3, 2-1) never led until Georges Niang made a jumper with 1:54 left put the Cyclones up 68-67.

Niang, the leading scorer for the Cyclones, had only one point before making a 3-pointer with 6:18 left. He also had a tying layup in the final minute, but missed a runner as time expired.

"The two stretches that got us were the start of the first half and the end of the first half," Iowa State coach Fred Hoiberg said.

Baylor led 16-1 lead while hitting four 3-pointers in the first 3:15 of the game, then ended the half with a 12-2 run after Iowa State had gotten within a bucket.

After Matt Thomas missed an open 3 for Iowa State, Rico Gathers had a strong inside basket to start Baylor's

half-ending run. O'Neale then had a tip-in of a miss by Chery and had a 3-pointer for a 46-34 halftime lead.

Gathers had 14 points and 15 rebounds, while Johnathan Motley had 14 points.

Naz Long had 19 points for Iowa State, making all five of his 3-pointers. Dejean-Jones has 14 points and Monte Morris 11.

The Bears led 62-48 on a layup by Gathers with 8:40 left. Long then had back-to-back 3s and added another long-range basket in a 20-5 run that put Iowa State in front for the first time.

Lester Medford hit a 3-pointer from the right corner with 1:10 left for Baylor, but Iowa State quickly got even on Niang's high bank shot.

Motley had a go-ahead putback on a miss by Chery before a 3 by Dejean-Jones put the Cyclones up 73-72 with 13 seconds left.

"After the initial start, I was proud of our guys and how they battled back," Hoiberg said. "Unfortunately, you look back at that start and how we got out of the gate. It's tough to fight back from that, but our guys did it."

After Motley made a strong move to score in traffic about 7 1/2 minutes into the game, play was stopped when officials charged Iowa State's Dustin Hogue with a technical foul after he kicked at Taurean Prince. Hogue quickly pleaded his case. There was then a lengthy review while officials looked at replay and discussed what happened. Hogue still had a foul, but officials then added a flagrant foul against Prince. Both teams got free throws.

TIP-INS

Iowa State: Was trying to win its first three road games of a season for the first time since 1987-88. ... The Cyclones trailed 16-1 before making their first basket, a 3-pointer by Long.

Baylor: 46 first-half points were the most by halftime this season, and the most given up in any half by Iowa State. ... The Bears had three double-figure scorers by halftime, O'Neale with 11 points, and Gathers and Chery with 10 each.



MEDIA CLIPPINGS

Don't dismiss Baylor in the Big 12 title race

ESPN.com

By: Eamonn Brennan

January 15, 2015

There were 31 seconds left to play, and Baylor guard Kenny Chery needed help.

The Bears were in desperate need of a win, playing on their own floor against No. 11 Iowa State, and suddenly found themselves tied at 70 late in a game they led by 14 with less than nine minutes to play. The Cyclones' Georges Niang had just evened the score on a brilliant little wrong-foot dribble-drive. Suddenly Niang, Naz Long and Monte Morris were making everything they saw. Baylor was flailing. The collapse was on.

Nothing about the shot Chery took next looked good. It was an awkward, off-balance, well-defended two-point jumper by a player who had gone 3-of-14 in the previous 39 minutes, 29 seconds. You knew it wasn't going in before it left his hands. Worse yet, a defensive rebound would give Iowa State the ball with no shot clock and three timeouts.

Before Chery had the opportunity to make his fourth shot of the evening, he needed someone in green to grab his 15th miss. Which is exactly what happened: After Rico Gathers muscled Iowa State's entire frontcourt under the rim, Johnathan Motley annexed the post-Gathers space, snatched the front-rim rebound, and laid it back up and in. In seconds, an offensive board turned a situational nightmare (best case: overtime?) into a crucial two-point cushion.

Two possessions later, with seven seconds left in the game and Baylor trailing by one point, Chery would make that fourth field goal - a wide-open 18-foot jumper that sealed Baylor's 74-73 victory, its most important of the season by far.

It was only fitting.

Chery's game winner aside, no single play Wednesday was more vital than the Gathers-Motley group-hug putback. No path to victory could have so precisely illuminated exactly what makes this team -- for all of its frustrating flaws -- yet another Big 12 outfit worth watching.

In other words: When you rebound your own misses this well, you can get away with a lot.

The Bears got away with plenty Wednesday night. They gave up 10 of 19 from 3 to the Cyclones, which normally would be more than enough for Iowa State's offense to chew on. In the second half, as Fred Hoiberg's team mounted its charge, the interior defense that held ISU's offense in check for most of the evening gave way. Baylor entered Wednesday night with the Big 12's third-worst per-possession defense, and all of those issues showed up again, all the way through Bryce Dejean-Jones' go-ahead 3 with 14 seconds to play. It's not often you see a shooter given a wide-open look at a corner 3 in the closing seconds of a high-level Division I college basketball game, but Baylor's squishy defensive rotations made it happen. When you can't get stops, no lead is safe.

The Bears got away with it on the final play of the game, too -- which, to be fair, was a last-second transition scramble, but still. Long, who made all five of his 3s Wednesday night and shot 7-of-8 overall, was left wide-open in the same corner as Dejean-Jones the previous possession. With 2.2 seconds to play, Niang forced a runner in traffic. Only when the buzzer expired did one of the best passers in college basketball realize he had made the wrong decision by not finding Long.

Nor did Baylor shoot the ball well in its own right. The Bears were 9-of-23 from 3 and 30-of-70 from the field overall. Baylor's offense can look haggard: For every tidy kick-out, there is at least one stagnant isolation pullup. If you're looking for smooth, fluid hoops, look elsewhere.

But Scott Drew's Bears won despite all that, for one readily apparent reason: They grabbed an offensive rebound on 45 percent of their own misses.

This is the one thing Baylor does exceptionally well: rebound misses. This trait is primarily thanks to Gathers, who hauls in nearly 22 percent of available offensive rebounds while he's on the floor, most of any player in college basketball. The burly 6-foot-8 forward might have missed his calling as a defensive lineman, but oh well; no player in America so easily exerts his will on opposing back lines when the ball is in the air. Gathers creates plenty of his own second chances, but he also absorbs a huge amount of defensive attention, which frees Motley and the rest of the Bears to get in on the act. Altogether, Baylor averages a 44 percent offensive rebounding rate, third-highest in the sport.

That skill serves to mask many of Baylor's more obvious problems, problems which made Wednesday night's win so necessary. Baylor entered Big 12 play 12-1 and ranked in the Top 25, with impressive efficiency margins and zero quality wins. It began with a road loss to Oklahoma, and then fell to Kansas at home 56-55 when it failed to get a shot off on the last possession before the buzzer. Last Saturday, it survived overtime on the road at TCU (again largely thanks to offensive rebounding), but arrived back in Waco looking shaky at 1-2 in the Big 12.

It could have gotten worse. In four days, Baylor travels to Kansas State, a team that has shaken off its late-December doldrums, gotten Marcus Foster back on track, upset Oklahoma in Norman, and suddenly re-morphed into a formidable conference foe. Missing a chance to beat a high-quality Cyclones team at home would have been a major missed opportunity in its own right. It also would have cemented a narrative about "toughness" and "finishing games" and all the rest, and it would have put the Bears at 1-3 in league play with a brutal road trip on deck. Even in early January, it would have been a disaster.

The Big 12 schedule won't let up anytime soon. That's what happens when a 10-team league is so pound-for-pound good. And it's why Baylor can't afford to let close games against good opponents at home -- the kind of games you have to bank to build a reasonable NCAA tournament resume -- get away.

On Wednesday night, Chery, Gathers, Motley and the rest held on just tightly enough. They were far from perfect and a little bit lucky, but no matter -- mentally, emotionally, and statistically, this team hasn't come close to a win this big this season.

Baylor has a lot of work to do. But when you rebound your own misses this well, another chance is always just around the corner.

MEDIA CLIPPINGS

Hard to find more dedicated Baylor basketball fan

Waco Tribune-Herald

By: John Werner

January 20, 2015

It would be hard to find a more dedicated Baylor men's basketball fan than Petronella Furgeson.

The 92-year-old was getting ready to watch the Baylor-Iowa State game on television last Wednesday from her home in Waco when she fell and couldn't get up.

She sat on the floor and watched the game until it ended around 10 p.m. as the Bears pulled off a last-second 74-73 win over the Cyclones.

Not wanting to wake up any family members, she stayed on the floor until 5 a.m. the next morning when she called her daughter, Laurie Hart. Furgeson was taken to Baylor Scott and White Hillcrest Medical Center in Waco.

"Instead of saying, 'Woe is me, I'm in pain,' she said, 'Can you believe the Baylor Bears won the game by one point?'" said Theresa McClellan, Furgeson's daughter.

McClellan said her mother was diagnosed with a stroke. But she got a surprise when Baylor junior forward Rico Gathers and assistant coach Tim Maloney visited her Sunday at the hospital, where she is undergoing rehabilitation in her left arm and leg.

"Rico held her hand for 45 minutes," McClellan said. "We were so touched by their care. She's still in the hospital and is doing fine. She prays for the Bears constantly."

MEDIA CLIPPINGS

Bears unleash record-setting Gathers in dicey 81-61 win

Waco Tribune-Herald

By: John Werner

January 22, 2015

Playing with little inspiration in the first half, Baylor appeared on the brink of embarrassment against a highly motivated Huston-Tillotson squad that was thrilled to play a major college team.

But the No. 21 Bears unleashed a force named Rico Gathers.

Gathers set Baylor and Big 12 records with 28 rebounds while scoring a career-high 25 points en route to an 81-61 win before a sparse crowd Wednesday night at the Ferrell Center.

Baylor's rugged 6-8, 275-pound junior forward broke the Baylor record of 27 rebounds by Jerry Mallett against North Texas in 1955 and the Big 12 record of 24 rebounds by Michael Beasley against Sacramento State in 2007.

Gathers knew he was getting close to the record late in the game because his teammates and coaches kept him updated. Gathers pulled down his final two offensive boards before scoring on a layup with 4:22 remaining.

"My teammates were keeping me updated throughout the last four or five minutes, 'Hey, you've got to get such and such,'" Gathers said. "Then it became the coaches and stuff. They were really pushing for me to go get the record tonight."

Dominating in the paint against a much smaller NAIA team, Gathers collected 11 offensive rebounds and 17 defensive boards. He helped the Bears (14-4) control the glass, 60-30.

"He's just like a monster on the boards," Huston-Tillotson coach Thomas Henderson said. "He's strong and hard to guard. He's a great player. I think he's a lottery pick, he can play."

Baylor scheduled the game because 56-year-old coach Ken Carter (who inspired the Coach Carter movie) was expected to play for Huston-Tillotson this season. Carter lives in Marlin and occasionally visits Baylor's practices.

Huston-Tillotson was seeking a major college opponent to play against, so Baylor agreed to play a game that would be filmed for the movie. However, the idea of Carter playing for Huston-Tillotson fell through, but Baylor honored the contract. Carter attended the game.

"He (Carter) was trying to play and actually enrolled in school last semester," Henderson said. "He was trying to get eligible and we're still waiting to here back from the NAIA to see if he can play. Whether he played or not, we were thankful for the opportunity. Our guys played their

hearts out today, and we just played a conference game last night."

With Baylor coach Scott Drew resting starting point guard Kenny Chery and forward Royce O'Neale, the Bears came out flat against the Rams who are 3-14 for the season and were coming off a loss to our Lady of the Lake University on Tuesday night.

Shai Fields scored 21 first-half points for the Rams including five of nine from 3-point range. Huston-Tillotson, which is located in Austin, opened up a 23-14 lead.

Trailing 34-27, the Bears ended the half with a 10-2 run and took a 37-36 lead when Taurean Prince nailed a trey just before halftime.

"They didn't miss a shot and it's a non-league game and different people were starting," Drew said. "I think the atmosphere was different than a Big 12 game. I probably didn't do as good a job motivating as I needed to. But I thought for the last three minutes of the first half and 20 minutes in the second half we did what we needed to do."

Opening the second half with a 13-3 run, the Bears stretched their lead to 50-39. Prince was the catalyst as he scored three baskets and hit a pair of free throws.

The Bears extended their lead to 68-47 as Lester Medford nailed a pair of 3-pointers and Gathers dominated inside with three baskets.

"Definitely we wanted to crush them on the inside because we had the length, we had the size, and that was our advantage," Gathers said.

MEDIA CLIPPINGS

Inspired Bears play relentless D, top Oklahoma, 69-58

Waco Tribune-Herald
 By: John Werner
 January 25, 2015

If Baylor can bottle up its final seven minutes against Oklahoma, it won't have to sweat out an NCAA tournament appearance in March.

It was the most beautiful, inspired basketball the Bears have played all season.

Relentless defense translated into a flurry of fast breaks as the No. 21 Bears pulled away for a 69-58 win over the No. 19 Sooners on Saturday night before a season-high Ferrell Center crowd of 8,753.

After Baylor's last four Big 12 games went down to the final seconds, an 11-point win was a welcome change as it improved to 15-4 overall and evened its Big 12 record at 3-3. The Bears outscored the Sooners, 23-9, in the final seven minutes.

"Not that I didn't like the last four games and the last possession deciding it, but this was a little easier and a little more enjoyable," Baylor coach Scott Drew said. "I was really proud of how the guys executed down the stretch, and the crowd really gave us a big lift, and I can't thank them enough. We really fed off the crowd's energy."

Three weeks ago, the Bears watched the Sooners (12-7, 3-4) control the game down the stretch as they finished off a 73-63 win in Norman. This time it was Baylor's turn to make the game-changing defensive plays, hit critical baskets, and have a vocal crowd in its corner.

After Jordan Woodard nailed a 3-pointer to give the Sooners a 49-46 lead, the Bears answered with a 10-0 run to take command of the game.

Kenny Chery started the surge by draining a 3-pointer for a 49-49 tie with 6:45 remaining. Royce O'Neale rebounded Woodard's missed 3-pointer and fired a pass downcourt to Rico Gathers for a layup to give the Bears a 51-49 lead.

The Bears were just getting started as Lester Medford drilled a trey. Chery then grabbed a rebound and pushed the ball to O'Neale who found Gathers streaking to the basket for a slam to push Baylor's lead to 56-49 with 3:49 remaining.

"We got a steal, Kenny found me up ahead and I caught it off-balance and I found Rico trailing," O'Neale said. "I knew he was going to catch it and dunk it, so I had to get an assist for it. Our defense led to transition baskets, dunk after dunk."

After Frank Booker buried a trey for the Sooners, Baylor worked down the 35-second shot clock. Medford penetrated into the lane and found O'Neale who drained

a 3-pointer from the left corner to give the Bears a 59-52 lead with 2:50 remaining.

Medford finished with a career-high 17 points and five assists, but his timely pass to O'Neale was his biggest play of the night. Like his teammates, Medford was inspired by the crowd.

"I was just trusting in him that he could get that shot off and make it," Medford said. "The crowd helped out a lot, and our student section was unbelievable. They cheered the whole game whether we were down or up."

The Bears kept playing at a frenetic pace to finish the game. Medford spotted Gathers for a slam to give the Bears a 63-54 lead with 1:20 remaining. Chery then stole the ball and Taurean Prince got loose for a dunk.

After Chery nailed a pair of free throws, Prince hit Gathers for another dunk for the final basket with 37 seconds remaining.

"Every game we usually have one or two highlight plays, but the coaches always prefer the ones where we have multiple people involved," Drew said. "We had some great pitch-aheads and really unselfish play. Some of the guys could have gone in, but they made the extra pass to the person to make it easier. That's what good teammates do."

While Medford led the Bears in scoring, it was a balanced effort as Chery finished with 13 points, Prince 12 and O'Neale 10. Baylor shot 50 percent overall and nailed nine of 19 3-pointers including three apiece by Chery and Medford.

After Buddy Hield scored 20 points in the first game against Baylor, he was limited to 12 points in the rematch as he hit six of 17 shots and missed all seven 3-point attempts. The Sooners shot 30.6 percent in the first half before hitting 50 percent in the second half.

"We tried to make it as difficult as we could for everything," Drew said. "I think we really tried to make a conscious effort to contest his many looks, especially in transition."

Saturday's win was much needed for a Baylor squad that will try to carry its momentum on the road against Oklahoma State in Stillwater on Tuesday night.

"This is real big going forward," O'Neale said. "We know each game is critical especially at home because you have to defend your home court."

MEDIA CLIPPINGS

Baylor's Gathers brings power and passion Nation's No. 2 rebounder does not do finesse.

Austin American-Statesman

By: Kevin Lyttle

January 27, 2015

There's a bull market for the 20th-ranked Baylor Bears these days, and Rico Gathers is one big, burly reason why.

Few Big 12 basketball players are as entertaining as Gathers, a 6-foot-8-inch, 275-pound bundle of energy who ranks second in the nation in rebounding.

Gathers leads the Big 12 by a wide margin — his 12 boards per game are nearly four more than anyone else — and is right near the top in hustle, grit and determination. Want smooth or skilled? Look elsewhere.

"There's not a lot of finesse in his game," Baylor coach Scott Drew said Monday while chuckling. "Rico plays with such passion, such heart. He is a relentless rebounder. He pursues every missed shot, believes every miss is his."

The former two-time Louisiana high school player of the year has been a catalyst for the Bears, who rank third nationally in rebounding margin and sixth in rebounds per game. Texas is No. 2 and No. 3 in those categories, setting up an interesting matchup Saturday in Waco.

"Gathers is a beast. Kind of a bull in a china shop," Iowa State coach Fred Hoiberg said after seeing the Baylor senior snatch 15 rebounds in a 74-73 win over his Cyclones. "He's easy to spot out there and he commands respect."

Doesn't Huston-Tillotson ever know that. Gathers posted a Big 12-record 28 rebounds in an 81-61 win last week over the NAIA Rams from Austin. He broke a 60-year-old school record held by Jerry Mallett. He scored a career-high 25, as well.

"A monster on the boards," H-T coach Thomas Henderson said of Gathers.

Gathers told the media, "That's something I can tell my grandkids about 50 years from now."

Unlike recent years, Baylor lacks star power, but Gathers, who averages 10.7 points, has plenty of help.

Taurean Prince, a 6-7 forward, is the leading scorer (12.2) and No. 3 rebounder (5.6). Point guard Kenny Chery scores 11.4 per game, and Chery and Prince and forward Royce O'Neal each shoot better than 40 percent from the 3-point line. Guard Lester Medford has started to click as well.

"Good weapons across the board," Oklahoma coach Lon Kruger said, "and facing the Baylor zone is always a little bit unique."

Hoiberg said: "They take away the middle, which is where you can attack a lot of zones. You just don't get as many open shots against their zone as most others."

Baylor (15-4, 3-3 Big 12), on a 29-4 run vs. in-state opponents, had won four of its past five games before Tuesday's trip to Oklahoma State and is well-positioned to grab its third NCAA tournament berth in four years.

"We're rebounding and obviously doing some things well," Drew said, "but I'd like to see better shot selection, fewer turnovers and more free throws made."

"Pretty much every one of our Big 12 games goes down to the wire, so it's a tight-rope act."

MEDIA CLIPPINGS

Chery lifts No. 20 Baylor to rout of No. 19 Texas 83-60

Associated Press

By: Mark Rosner

January 31, 2015

WACO, Texas (AP) Scott Drew had a simple answer for why his Baylor Bears were able to rout Texas. They shared the basketball.

The 20th-ranked Bears beat No. 19 Texas 83-60 on Saturday night.

"We were really unselfish. You can't get more unselfish than 24 assists and only nine turnovers," Drew said. "When guys make shots it helps."

Indeed, Baylor (16-5, 4-4 in Big 12) got pretty much everything right against Texas (14-7, 3-5). In addition to deft passing that produced all those assists, the Bears shot 48 percent, including 55 in the second half.

Point guard Kenny Chery scored 19 of his 23 points in the second half and forward Royce O'Neale added 20 points for the Bears. Rico Gathers grabbed 15 rebounds. Baylor hit 12 of its 22 3-pointers. Chery made 5 of 7.

Lester Medford had seven of Baylor's assists. O'Neale and Chery had five apiece.

"Everyone was sharing the ball," O'Neale said.

Jonathan Holmes led Texas with 17 points. Point guard Isaiah Taylor had 16 points and a career-best 10 assists. Cam Ridley 12 points and 11 rebounds for Texas.

Playing a zone, Baylor dared Texas to shoot and the Longhorns couldn't convert. They made just 5 of 26 3-point attempts, many of them wide open as the Bears invited them to shoot.

"That's not who we are, what we should be doing," Texas coach Rick Barnes said. "We need to go inside."

Texas has a height advantage against most teams, including Baylor. Barnes often uses a lineup with three players who stand between 6-foot-8 and 6-11. Barnes urges the Longhorns to work the ball inside, and they did some of that.

The Longhorns actually outscored Baylor 42-28 in the paint. The Longhorns scored 20 of their first 21 second-half points in the paint.

But they couldn't defend Baylor, at least in the second half.

Baylor led 28-24 before closing the half with an 11-3 run. The Bears were incredibly streaky in the half, converting their first eight shots before missing 17 of their next 19.

Freshman forward Johnathan Motley scored 12 points in the half, four fewer than his total in Baylor's four previous games.

Nobody scored more than six points in the half for Texas. The Longhorns began the game by missing 12 straight shots, falling behind 12-0 before guard Javan Felix made a 3-pointer at the 15:45 mark.

Chery began the second half with a 3-pointer for a 15-point lead after Texas missed three shots on one possession. After that, Texas never cut the deficit to fewer than 11 points, which it did on a jump shot by Taylor with 13:29 remaining.

But Chery trumped Taylor's shot with a 3-point basket, and then Baylor poured it on with a 13-2 run during a span of less than four minutes, increasing its lead from 15 to 24.

"The last few games we didn't come out strongly in the second half," Chery said. "We wanted to make a statement today."

Chery made yet another 3-pointer during that stretch. Forward Taurean Prince made a pair of treys and a layup.

Barnes said his team became worse on defense as his team missed shots, and Holmes agreed.

"When you are not making shots, the urgency on defense should be even higher," Holmes said. "It starts from defense and you go from there."

A RELENTLESS REBOUNDER

Gathers has 115 offensive rebounds this season, 53 more any other player in the Big 12 Conference. He grabbed six offensive rebounds against Texas. He ranks second in the nation in offensive and overall rebounding.

TIP-INS

Baylor: The Bears have won 16 of their last 17 home games going back to the 2013-14 season.

Texas: The Longhorns won 24 straight over Baylor from 1999-2009, but have gone 5-9 since.

MEDIA CLIPPINGS

Bears burn Longhorns from all angles in 83-60 rout

Waco Tribune-Herald

By: John Werner

February 1, 2015

Baylor coach Scott Drew didn't need to reach deep into his reservoir of pep talks to get his team excited to play Texas.

Just one look at those burnt orange and white jerseys was enough for the Baylor players.

"I guess they don't like us and we don't like them, so we had to win this one," Baylor forward Royce O'Neale said.

Playing their most complete game of the season, the No. 20 Bears hit their first eight shots and finished strong to run away with an 83-60 win over the No. 19 Longhorns on Saturday night.

Revved up by a season-high 9,680 fans at the Ferrell Center, the Bears burned Texas' zone and man-to-man defenses with tremendous offensive execution. Sharing was the word of the night as the Bears (16-5, 4-4) dished out 24 assists, including seven by Lester Medford and five apiece by Kenny Chery and O'Neale.

"I thought it was excellent offensive execution and guys really making the extra pass," Drew said. "We were unselfish and didn't turn the ball over. We made shots and they missed shots and then momentum comes into play. Our crowd did a great job."

After combining to hit just three of 17 shots in Tuesday's 64-53 loss at Oklahoma State, Chery and O'Neale were on fire against the Longhorns. Chery nailed five of seven 3-pointers and scored a game-high 23 points while O'Neale hit a pair of treys and scored 20 points.

"Royce had some good looks that he knocked down and that kind of got him going," Drew said. "Royce is one of those guys that if he misses a couple shots, he tends to not shoot as much. He was able to knock down a couple. Kenny was really focused. He was making baskets and it was the best all-around game for him."

After scoring just 12 points in his last three Big 12 games, Baylor freshman forward Johnathan Motley hit 13 points. Taurean Prince came off the bench to bury three 3-pointers while Rico Gathers did his usual strong job on the glass with 15 rebounds.

The Bears nailed 12 of 22 3-pointers while also scoring numerous baskets in transition.

"We knew they were going to play multiple defenses, and we had a game plan for both defenses, so we just had to execute," O'Neale said. "It was us taking care of the ball, making shots and rebounding and adjusting to their defense to make easy plays on offense."

Hitting their first five shots, the Bears jumped out to a 12-0 lead. Medford got the Bears rolling with a 3-pointer before Motley got loose for a dunk and a short bank shot. After Gathers scored on a hook shot, O'Neale knocked down a trey.

The Longhorns (14-7, 3-5) missed their first 12 shots before Javan Felix hit a 3-pointer with 15:45 left in the first half. But the Bears stayed hot as Motley hit another basket, O'Neale nailed his second trey and Chery drained an outside shot to push Baylor's lead to 23-9.

When the Longhorns switched from zone to a man-to-man defense, the Bears went into a deep slump as they missed 17 of 19 shots. Texas closed the lead to 28-24 before the Bears finished the half strong with Prince's trey, Chery's outside shot and Motley's basket in the paint to open up a 39-27 lead.

"Basketball is a game of runs and we knew they were going to make a run, we just didn't know when," Chery said. "They cut it to four and the coaching staff told us to stay poised and keep pushing and do what we do. In the second half, we just said to ourselves we have to make a statement today and we came out pretty well."

Chery was the driving force in the second half as he scored 19 points including a pair of treys to quickly push Baylor's lead to 45-29.

Al Freeman penetrated into the lane and dished to O'Neale for a basket. Prince lbeh fouled O'Neale on the play, and he nailed the free throw to complete a three-point play to give the Bears a 52-37 lead.

The Longhorns never cut Baylor's lead to single digits in the second half, and the game got more out of hand as it progressed.

Freeman found O'Neale for another layup while Prince hit a pair of 3-pointers. The Bears finished off the rout with layups by Prince and Chery and O'Neale's putback.

The Longhorns hit 38.6 percent overall while connecting on just five of 26 3-pointers.

"I think this team is getting better and better," Drew said. "This group tends to be a little bit better physically, defensively, rebounding-wise. And because of their toughness, we've been able to be successful up to this point."

MEDIA CLIPPINGS

Bears play more polished game, clean up vs. TCU, 77-57

Waco Tribune-Herald

By: John Werner

February 5, 2015

Baylor didn't have to watch the film of its first game against TCU to recall just how ugly it was.

One thing was certain: The Bears didn't want to repeat it.

Delivering a much more polished performance the second time around, the No. 19 Bears shot 49.1 percent as they rolled to a 77-57 win over the Horned Frogs before 5,405 fans on Wednesday night at the Ferrell Center.

After Saturday's 83-60 win over No. 25 Texas, the Bears (17-5) moved over .500 for the first time in Big 12 play this season at 5-4.

Despite shooting 29.8 percent in their first meeting, the Bears pulled out a 66-59 overtime win over the Horned Frogs on Jan. 10 in Fort Worth. In the rematch, the Bears put on an exhibition in offensive execution as they dished out 19 assists and found open shots all night.

"We wanted to be aggressive and make shots," Baylor guard Kenny Chery said. "We got guys involved and got the team going. When we're moving the ball like that everybody gets touches and everybody feels comfortable and gets into a rhythm."

Everybody got into the act as five Baylor players scored in double figures. Rico Gathers led the Bears with 14 points and 17 rebounds while Chery hit 13, Royce O'Neale 12, Taurean Prince 11 and Lester Medford 10. Chery and Medford ran the offense and combined for 11 assists.

The Bears were hot from 3-point range as they drained six of 12 and were accurate from the free throw line by making 19 of 24.

"We did a lot better job executing on the offensive end from the first time we played them," Baylor coach Scott Drew said. "Rico did a great job rebounding and got the ball to Kenny and Lester, and we got assisted buckets in transition. We were making the extra pass and it always helps when you make shots."

With Gathers leading the way, the Bears won the boards by a 43-29 margin. The Horned Frogs (14-8, 1-8) had a hard time contending with Baylor's zone as they shot 35.7 percent. Former University High School forward Kenrich Williams scored 11 points for TCU.

"I'm going to do my job and rebound regardless," Gathers said. "I liked our physicality tonight. They came out real physical especially in the second half. Kenrich

and I talked a little smack but that's only because we know each other."

Chery opened the game hot by scoring Baylor's first six points on a 3-pointer and an outside shot and a free throw. With Gathers' dunk off a Medford pass, the Bears grabbed an 8-0 lead.

The Horned Frogs answered with an 8-2 run to cut Baylor's lead to 10-8, but Medford found Prince for a layup and Chery scored on a drive.

The Bears stayed hot as Gathers and Prince scored in the paint and Medford drilled a trey. Following a pair of Medford free throws, the Bears stretched their lead to 23-12 midway through the first half.

Every time it looked like the Bears would begin to pull away, the Horned Frogs closed the gap. Amric Fields drained a pair of treys to cut Baylor's lead to 31-26.

But the Bears closed strong with Prince's 3-pointer and another basket to go into halftime with a 37-29 lead.

After the Horned Frogs closed the lead to six early in the second half, the Bears went on a 13-0 run to take command for good.

O'Neale started the streak by driving inside for a basket, drawing a foul and hitting the free throw for a three-point play. O'Neale then drained a trey before Chery spotted Al Freeman for a layup.

With Freeman's 3-pointer and O'Neale's pass to Gathers for a layup, the Bears stretched their lead to 58-39 with 12:40 left in the game.

"We were very noncompetitive," TCU coach Trent Johnson said. "We lost our composure six minutes into the second half, and that's the first time that's happened with this group this year. It snowballed after that. Adversity tests your character, but we didn't respond very well."



MEDIA CLIPPINGS

No. 19 Baylor routs No. 15 West Virginia 87-69

Associated Press

By: John Raby

February 7, 2015

MORGANTOWN, W.Va. (AP) -- Rico Gathers had 17 points and 17 rebounds, and No. 19 Baylor used a strong start to beat No. 15 West Virginia 87-69 on Saturday.

The Bears (18-5, 6-4 Big 12) went ahead by 22 points midway through the first half and cruised from there, leading by as many as 26 points after halftime.

Only a late 9-0 run helped the Mountaineers avoid the worst home loss in Bob Huggins' eight seasons as their coach.

It was Huggins' worst two-game stretch. West Virginia was coming off a 19-point loss at Oklahoma on Tuesday.

In both games, West Virginia's full-court press that had victimized so many other opponents backfired. Baylor was able to break free for open shots and made 55 percent of its field-goal attempts.

With five players in double figures, the Bears simply had too many ways to score. Baylor already had three players in double figures by halftime, when it led by 14 and matched a season-high with 46 points.

West Virginia couldn't trim the deficit to single digits in the second half, and fans headed to the exits with 5 minutes left in the game.

Devin Williams, who had missed the previous game with flu-like symptoms, scored 20 points and Jevon Carter added 13 for West Virginia (18-5, 6-4).

Gathers earned his 12th double-double of the season. Baylor's Royce O'Neale and Taurean Prince had 15 points apiece while Al Freeman and Kenny Chery added 11 points each.

Baylor answered West Virginia's pressure from the start by throwing long passes for uncontested 3-pointers. The Bears made four of them during a 21-0 early run for a 23-3 lead.

West Virginia had trouble getting off shots close to the basket without being swatted away, and the Mountaineers made no mid- or long-range jumpers before Carter sank a 3-pointer with six minutes left until halftime.

[View gallery](#)No. 19 Baylor routs No. 15 West Virginia 87-69

Baylor forward Royce O'Neale (00) passes the ball while being defended by West Virginia guard Je □

TIP-INS:

Baylor: The Bears have won on all three trips to Morgantown since West Virginia joined the Big 12 two years ago.

West Virginia: The Mountaineers have lost two straight for the first time this season. Leading scorer Juwan Staten was held to six points.

MEDIA CLIPPINGS

No. 20 Baylor hangs on to beat Texas Tech 54-49

Associated Press
By: Betsy Blaney
February 17, 2015

LUBBOCK, Texas (AP) — Taurean Prince scored 18 of his 22 points in the first half, and No. 20 Baylor held off Texas Tech 54-49 on Tuesday night

Prince was 9 for 14 from the field, including three 3-pointers. He didn't score in the second half until 8:32 remained.

Lester Medford scored 10 points for the Bears (19-7, 7-6 Big 12).

Royce O'Neale hit a 3-pointer with 4:08 to go to put the Bears up 48-43 after the Red Raiders pulled within two points on a dunk by Keenan Evans.

Devaungntah Williams made a 3 with 13 seconds remaining to pull the Red Raiders to 52-49, but they got no closer.

Texas Tech scored 16 points off of 16 turnovers by Baylor and outscored the Bears 12-4 on second-chance points.

Williams scored 15 points and Zach Smith added 10 to lead Texas Tech (12-15, 2-12).

Prince's 18 points were the most by a Baylor player before halftime since Brady Heslip had 20 in March 2013.

The win for Baylor ended a two-game skid. Texas Tech has now lost four straight.

Baylor's offense went silent a couple of times in the second half, allowing the Red Raiders to creep back. Rico Gathers, who averages 11.5 points and 12.4 rebounds, came up short in both — finishing with only two points and six rebounds. Late in the game he missed an easy dunk.

Kenny Chery's four free throws down the stretch kept the Red Raiders from getting closer at the end.

After trailing by six in the first half, the Bears used a 13-0 — 12 of those from Prince — run to take the lead. Texas Tech made just 2 of 11 shots during the span. Baylor led 34-26 at halftime.

Smith set a Texas Tech freshman record for blocks in a season with 38. He broke the mark set by Will Flemons during the 1989-90 season.

—
 TIP-INS

Baylor: The Bears have held teams to 30 or fewer points in the first half in 20 of 26 games this season, including

10 times at 25 points or fewer. They've trailed at halftime only three times.

Texas Tech: The Red Raiders' offense can't seem to get over the 60-point mark lately. In the 12 games including the loss to Baylor, Texas Tech has score 60 points or more just twice. In five of those, the Red Raiders scored 43 or fewer points.

SEASON FINISH

Texas Tech coach Tubby Smith is in danger of having his second losing season in 24 years. In his first season in Lubbock last year the Red Raiders finished 14-18.

COURTSIDE

Referee Kipp Kissinger got on Baylor coach Scott Drew in the first couple of minutes of the game, telling him, "Do not take off your coat like that." Drew tore off his suit coat after an early foul call on one of his players.

UP NEXT

Baylor: Hosts Kansas State on Saturday.

Texas Tech: Hosts No. 22 Oklahoma State on Saturday.

MEDIA CLIPPINGS

Prince bails out Baylor men in 54-49 Tech win

Waco Tribune-Herald

By: John Werner

February 18, 2015

LUBBOCK — While his Baylor teammates misfired like they were shooting into a West Texas dust storm, Taurean Prince showed why he might be the best sixth man in the Big 12.

Prince drained 3-pointers, scored on tough drives to the basket and at times nearly outscored Texas Tech by himself.

Prince produced a season-high 22 points as the No. 20 Bears held on to an ugly 54-49 win over the Red Raiders before an announced crowd of 6,572 Tuesday night at United Supermarkets Arena.

After consecutive losses to No. 22 Oklahoma State and No. 8 Kansas, the Bears (19-7, 7-6) avoided sinking into a downward spiral against the last-place Red Raiders (12-15, 2-12).

Baylor coach Scott Drew will gladly take a win that wasn't easy to watch.

"You can't get losing streaks," Drew said. "No matter what sport, it's a game of momentum. When you lose two you need to snap out of that because then it builds. You can become negative and pessimistic. We haven't lost more than two in a row this year, so credit the upperclassmen for making sure we didn't do what we did last year."

Prince was the biggest reason the Bears didn't drop their third straight game as he nailed nine of 14 shots including three of six from 3-point range. The rest of the Baylor squad hit nine of 33 field goals.

"He's definitely the best sixth man in this league or in the country probably," Texas Tech coach Tubby Smith said. "He's got a sweet stroke, he can go inside-outside, very crafty player. He had wide open looks. Once a good player gets going, it's hard to contain him after that."

After Prince scored 18 first-half points, the Red Raiders limited him to four second-half points. But both of his second-half baskets came at key times.

Trailing 34-27 at halftime, the Red Raiders rallied to tie the game at 41-41 with 9:53 remaining. Prince answered with a drive for a basket to put the Bears back on top.

Texas Tech tied it again with Keenan Evans' dunk, but Prince took Kenny Chery's pass inside for a layup to give the Bears a 45-43 edge with 6:20 remaining.

'I just play'

"I don't try to say, 'Give me the ball, so I can do it,' or none of that," Prince said. "I just play. I'm an instinct type

guy. I just go off what the defense gives me, whether it's tied up or we're up by 20."

The Bears stretched their lead to 48-43 when Royce O'Neale drilled a 3-pointer from the left corner with 4:07 remaining. Toddrick Gotcher responded with a tip-in for the Red Raiders but Chery spotted Johnathan Motley for a layup to push Baylor's lead to 50-45 with 3:02 remaining.

Trailing 50-46, Texas Tech had chances to cut into Baylor's lead but Norense Odiase missed a short jumper and Evans shot an airball on a 3-point attempt.

Chery hit a pair of free throws to give the Bears a 52-46 lead with 19.9 seconds remaining. After Devaugntah Williams hit a trey for the Red Raiders, Chery sealed Baylor's win with two more free throws with 12.1 seconds to play.

The Bears won despite shooting 25 percent and hitting two of 11 3-pointers in the second half. Fighting a cold, Big 12 leading rebounder Rico Gathers finished with two points and six rebounds in 30 minutes.

"We only had four second-chance points, and we're the No. 1 offensive rebounding team in the country percentage-wise," Drew said. "We had some good looks but obviously we didn't make them. We shoot 25 percent, 18 percent from 3 in the second half and you're able to win the game because we really competed on the defensive end."

Lester Medford was Baylor's only other double figure scorer with 10 points even though he hit just two of seven shots. Though Williams scored 15 points and Zach Smith hit 10, the Red Raiders had trouble finding any offensive consistency as they shot 35.4 percent.

Chery struggled from the field by hitting one of nine shots while missing all seven 3-pointers. But his four free throws in the final seconds put the game away.

"Kenny is one of the best free throw shooters in the country when it's clutch time," Drew said. "When it comes down to the last few minutes of games he's good."

MEDIA CLIPPINGS

Baylor men seeking 7th 20-win season in 8 years

Waco Tribune-Herald
By: John Werner
February 21, 2015

Before the Scott Drew era, Baylor had produced only three 20-win seasons.

With a win over Kansas State at the Ferrell Center, the Bears can nail down their seventh 20-win season in the last eight years under Drew.

"Anytime you can win 20 games it's a heck of an accomplishment with the parity in Division I basketball," Drew said. "I think going into the season when people don't expect as much out of you, you're out to prove that 'Hey, we're better than you think.'"

A win against the Wildcats at noon Saturday would push the No. 20 Bears (19-7, 7-6) closer to an NCAA tournament berth. After Tuesday's 54-49 road win over Texas Tech, the Bears feel confident they can close strong in the last five games of the regular season especially since three are at home.

"We're very motivated," Baylor forward Rico Gathers said. "We're playing for a chance to be in the (NCAA) tournament and we're going after seeding in the Big 12 tournament. Our mission for the rest of the games is to go out there and dominate and win."

After watching his last three games against Kansas State go down to the wire, Drew wouldn't be shocked if it happens again.

The Bears dropped a 63-61 decision to the Wildcats in Manhattan on Jan. 17 after letting a 12-point second-half lead slip away. Kenny Chery scored 21 points for the Bears but missed a layup in the closing seconds.

"We've got to finish the game off and play 40 minutes," Chery said. "The last time we played a great first half and started well in the second half and then we got lazy and took a couple of plays off. In the Big 12 you can't do that and win basketball games."

The Wildcats were riding a four-game Big 12 winning streak when they beat the Bears last month. But since then Kansas State (13-14, 6-8) has lost seven of its last nine games including a 69-55 decision against TCU on Wednesday in Fort Worth.

The Horned Frogs opened up a 35-15 halftime lead after the Wildcats shot 16 percent. Kansas State heated up to 50 percent in the second half but it wasn't enough to overcome such a bad start.

Following a three-game suspension, Kansas State leading scorer Marcus Foster has come off the bench the last two games. But the sophomore guard hit just one of six shots in 17 minutes against the Horned Frogs.

Foster is averaging 13.6 points while forward Nino Williams is averaging 11.7 points and 5.2 rebounds and forward Thomas Gipson is averaging 11 points and 4.8 rebounds. The Wildcats like to bleed the clock and slow down the game.

"We know they're going to come in and play halfcourt basketball and play the clock down to the last 15 seconds each possession," Gathers said. "What we've got to do is make sure we box out and get defensive rebounds and limit their offensive rebounds. We have to take care of the basketball. We can't make quick turnovers in the first 10 seconds of the shot clock."

In the first meeting against the Wildcats, the Bears shot 38.2 percent. Gathers had a rough game as he finished with five points and six rebounds in 33 minutes. Leading the Big 12 with a 12.2 rebounding average, Gathers wasn't his usual self Tuesday against Texas Tech as he finished with two points and six boards.

"I was dealing with congestion and stuff like that," Gathers said. "But I hold myself responsible for any bad game I've had this season. The coaches asked me if I was able to play and I told them yes. I'm doing a whole lot better."

Even with Gathers suffering through an off night, the Bears controlled the boards by a 37-27 margin. The Bears held the Red Raiders to 35.4 percent shooting to win their third Big 12 road game.

Baylor shot just 38.3 percent, but Taurean Prince had a hot hand by scoring a season-high 22 points.

"I don't know if there's a better sixth man in the country," Drew said. "TP's really being playing well and doing a great job when he comes in. He gives us great energy. He's somebody that continues to improve and get better, and hopefully his best basketball is in the next month."



MEDIA CLIPPINGS

Bears burn nets, post win No. 20 over K-State, 69-42

Waco Tribune-Herald

By: John Werner

February 22, 2015

Twenty-win seasons have become common for Scott Drew's teams but his Baylor players never take them for granted.

The Bears know how difficult it is to play at a high level year after year in a sport that has so much parity and so many players drifting in and out of programs.

Delivering one of their best all-around performances of the season, the No. 20 Bears blew out Kansas State, 69-42, before 8,046 fans Saturday afternoon at the Ferrell Center.

The Bears (20-7, 8-6) have now won at least 20 games seven of the last eight seasons under Drew with four regular season games remaining. Before Drew's arrival, Baylor had produced just three 20-win seasons in school history.

"I'm glad that we won 20 games but we're on a mission to win the rest of our games for the rest of the regular season," Baylor forward Rico Gathers said. "When you've got that mindset, you can't be satisfied. We stay hungry all the time. We're trying to win every game to get a high seed in the Big 12 tournament so we can put ourselves in the best chance to win that as well."

After blowing a 12-point second-half lead in a 63-61 loss to Kansas State in Manhattan on Jan. 17, the Bears were determined to finish strong in Saturday's rematch.

Following a lull at the start of the second half, the Bears outscored the Wildcats, 30-9, in the final 14 minutes to win their most lopsided Big 12 game this season. The Bears hit 11 of their last 12 shots and played aggressive defense.

"We played defense, that's what we always rely on," Baylor forward Taurean Prince said. "We were active and had 40 deflections, and that means everybody was flying around. You get easy looks on fast breaks which means everybody on Kansas State or any defense is scrambling. We got in transition and rebounded and got it out quick and got some dunks."

Everybody got into the act for the Bears as they amassed 24 assists with just 10 turnovers. Prince finished with 14 points and five assists while Gathers collected 13 points and 10 rebounds.

Lester Medford added 12 points while Al Freeman came off the bench for 11 points and four assists. Royce O'Neale chipped in 10 points and four assists.

"You love that as a coach, and you love it when guys are looking for each other," Drew said. "When they're making those shots, and everybody's pointing and congratulating one another, it just feeds."

Baylor's zone defense was tremendous as the Wildcats (13-15, 6-9) connected on one of 16 3-point shots and

hit 38.3 percent overall. With Gathers leading the way, the Bears controlled the boards by a 36-29 margin. Forward Thomas Gipson was Kansas State's only double-figure scorer with 11 points while high scoring guard Marcus Foster hit just three of 11 shots.

"We really focused in on their shooters, Marcus Foster and Justin Edwards," Gathers said. "When we went out there and contested stuff, we made it tough on them to get shots up. They didn't get as many open looks as they had in Manhattan when we played there."

Jumping off to their usual torrid start, the Bears got 3-pointers from Kenny Chery, Medford, Freeman and Prince to open up a 20-8 lead with 11:57 left in the first half.

The Bears then began to work the ball inside as O'Neale fired a pass to Prince for an alley-oop dunk and O'Neale drove inside for a basket to take a 29-18 lead.

With the first half winding down, Prince stole the ball and passed to Gathers for a slam before Freeman gave the Bears a 39-25 halftime lead with a fall away jumper.

But the Bears came out cold to start the second half as the Wildcats scored the first eight points to close the lead to 39-33. After missing their first eight shots of the second half, Chery found Gathers inside for a layup to push Baylor's lead to 44-34 with 12:04 remaining.

"I'd like to stop seeing the lull to begin the second half because the last couple of games we've talked about that," Drew said. "That's been a trouble area at home and this year. We had a big enough lead to where we were able to take a punch. Coach (Bruce) Weber's teams are never going to give up."

Gathers' basket ignited a 12-2 run for the Bears as Prince drove inside for a basket and Medford found Gathers in the paint. Drives to the basket by Freeman and Prince pushed Baylor's lead to 54-36 with 8:33 remaining.

Baylor's defense was superb in the final 10 minutes as Kansas State scored just three baskets. Repeatedly attacking the basket, Gathers got loose for another slam and Freeman slipped inside for a layup.

After O'Neale drilled a 3-pointer to give Baylor a 67-41 lead, Drew emptied his bench with 2:36 remaining. Drew was pleased with the contributions he got from his bench all afternoon.

"Definitely it helps when you bring in the bench," Drew said. "TP (Prince) has been so good for a while, but Al (Freeman) was tremendous today. When you're getting people off the bench that are spelling and giving minutes like that, it allows us to continue to be aggressive on the defensive end."

MEDIA CLIPPINGS

Bracket-busting Bears making a case for higher NCAA seed

Waco Tribune-Herald

By: John Werner

February 27, 2015

Scott Drew is the winningest coach in Baylor men's basketball history and is regarded as a great recruiter.

It's time to give him props for the job he does coaching the team.

Especially this team.

Picked sixth with West Virginia in the Big 12 preseason poll, Baylor has been one of the league's biggest surprises with its 21-7 record. With three regular season games remaining, the Bears are fifth in the Big 12 with a 9-6 record but stand just two games behind conference leading Kansas.

In the Associated Press preseason poll, the Bears got one vote from 65 voters, and it wasn't from me. Now they're No. 19 with a bullet. Make that a speeding bullet after Baylor knocked off No. 12 Iowa State, 79-70, on Wednesday night for their first win ever in Ames after 12 straight losses.

When the Bears face No. 20 West Virginia on Saturday afternoon at the Ferrell Center, it will be a battle between the leading candidates for Big 12 coach of the year. Like Drew, West Virginia's Bob Huggins has done a superb job guiding his team to a 22-6 record after little was expected of the Mountaineers this season.

If anybody doubted whether Baylor would make the NCAA tournament, quit worrying. After the win over the Cyclones, the Bears will make the dance no matter what happens the rest of the year. From now on, it's just a question of how high the Bears will be seeded.

Baylor's history of never making the NCAA tournament in consecutive seasons will finally end. This overachieving team has played with cohesiveness, unity and cold-blooded nerve at critical times that few people could have imagined.

Baylor's poise was on full display in Wednesday night's win over the Cyclones.

Playing before a full house of 14,384 fans at Hilton Coliseum, the Bears could have easily folded when they trailed by eight points with less than nine minutes remaining. Iowa State had won 21 straight games at an arena where it has one of the best home-court advantages in college basketball.

The Cyclones had everything to gain since a win would have vaulted them into a first-place tie with Kansas in the Big 12 standings.

But the Bears overcame all those forces working against them by draining five straight 3-pointers in the game's decisive moments. The last three by Taurean Prince gave the Bears a 72-66 lead with 4:43 remaining. Baylor played lockdown defense the rest of the way to earn one of the biggest road wins in Drew's 12 seasons.

Drew has always been an underrated floor coach. Sure he's had NBA draft choices like Ekpe Udoh, Perry Jones, Quincy Acy, Quincy Miller, Pierre Jackson and Cory Jefferson. But it also took good coaching to lead the Bears to the Elite Eight in 2010 and 2012 and last year's appearance in the Sweet 16.

Winning ways in March

Drew has gone 8-4 in the NCAA tournament and 9-1 in the NIT including two trips to the championship game. The Bears won the 2013 NIT title. His teams always seem to peak when March Madness rolls around.

One of the reasons for Baylor's postseason success is a zone defense that Drew tweaks in different ways depending on the opponent. That zone has left many teams baffled because they rarely see it and the Bears execute it so well.

Just ask Creighton, a great shooting team that never found its groove in last year's NCAA tournament round of 32 as the Bears romped to an 85-55 win. National player of the year Doug McDermott looked completely out of sorts as he struggled through a rare off night.

After losing inside forces Jefferson and Isaiah Austin and 3-point shooting specialist Brady Heslip from last year's team, it seemed quite possible that Baylor would continue its history of never making the NCAA tournament in an odd-numbered year.

But point guard Kenny Chery and versatile forward Royce O'Neale have been inspiring senior leaders. Rico Gathers has been one of the nation's best rebounders and an incomparable physical presence in the paint. Prince always gives the Bears a lift with his dynamic scoring off the bench.

The rest of the guys know their roles and contribute in different ways. It's an unselfish team that shares the ball, goes hard to the glass for rebounds and plays some of the best defense in the Big 12.

Drew has been on the sideline and in the huddle pushing the right buttons and doing one of the best coaching jobs of his career.

MEDIA CLIPPINGS

Baylor knocks off West Virginia

San Antonio Express-News

By: Tim Griffin

February 28, 2015

WACO — Baylor coach Scott Drew joked teammates Royce O'Neale and Taurean Prince have honed their perimeter shooting by firing away at their Nerf goal back at their apartment.

It must have worked.

O'Neale and Prince combined to drain eight 3-pointers between them to key Baylor's sizzling offensive attack that boosted them to an impressive 78-66 victory over West Virginia on Saturday afternoon.

Prince hit four shots behind the arc to account for a team-high 20 points off the bench and account for his 13th consecutive double-figure game. O'Neale added four more threes and 18 points as the No. 19 Bears moved into a share of third place in the conference with their fourth straight win.

"It has nothing to do with us being roommates," said Prince, a Warren-ex. "We're just in the gym every day. After practice, coach makes us get off shots for 10 minutes and then free throws. It's a consistent thing that we do and we've just tried to translate it over to the game tonight."

The Bears have been blistering from the perimeter in their last two games, victories over Iowa State and WVU which represent the first back-to-back victories over ranked foes in consecutive games in the 109-season history of the program. In those two games Baylor has hit 22 of 41 3-pointers.

"I think this team thrives on challenges, they like that and that's part of their makeup," Drew said.

Baylor (22-7, 10-6) blitzed the No. 20 Mountaineers early, jumping them on a 9-2 run in the first 4 minutes of the game and pushing the lead to 19 points before halftime. The Bears never trailed.

A big helper to Baylor's fast start were two key WVU injuries. Big 12 preseason player of the year Juwan Staten missed Saturday's game with a knee and groin injury. And WVU also lost team captain Gary Browne after only 3 minutes with an injury to his left leg after Rico Gathers rolled over his leg while they scrambled for a loose ball.

It left the depleted Mountaineers playing without their two primary ball-handlers for most of the game.

"Those other guys haven't been out there," WVU coach Bob Huggins said. "We've got guys who are doing jumping jacks in the lane who are open and we don't throw them the ball. It's not anything other than they don't know where to look."

WVU had nine turnovers in the first half and never could get into rhythm against Baylor's zone defense.

"We had nine turnovers in the first half and most of them were live ball turnovers. That killed us in the first half," Huggins said. "You can't make live ball turnovers. We just had guys who hadn't been out there really by themselves. And it's hard to make any adjustments."

The absence of the two point guards and a Baylor parade to the foul line helped neutralize WVU's vaunted pressure defense.

The Mountaineers led the nation in turnovers forced coming into the game. But WVU could muster a season-low eight turnovers forced against the Bears.

Gathers chipped in with 17 points and 10 rebounds for Baylor to account for his league-leading 15th double-double.

Freshman guard Jevon Carter erupted for 25 points to lead the Mountaineers (22-7, 10-6), who had a three-game winning streak snapped.

MEDIA CLIPPINGS

PG Chery inspired by ex-Bear Carter to come to Baylor

Waco Tribune-Herald

By: John Werner

February 28, 2015

Barely into his teenage years in Montreal, Kenny Chery was flipping through television channels at his home when he came across a Baylor basketball game.

Chery knew nothing about the Bears and didn't know a whole lot about college basketball, but a little point guard named Tweety Carter caught his eye.

"I looked at Tweety and saw that he's pretty short, about my height," Chery said. "I thought, 'If he could get there, possibly I could get there.'"

Carter only had to drive across one state line to get from his native Louisiana to Texas. Chery took many more detours, going from Montreal to Washington, D.C., to Sedalia, Mo., and finally to Waco.

Now in his second year as Baylor's starting point guard, Chery is glad he made the arduous journey.

After helping the Bears reach the Sweet 16 last year, he's been a key player for an overachieving team that's ranked No. 19 in the country and appears to be a lock for another NCAA tournament berth heading into Saturday's 3 p.m. game against No. 20 West Virginia at the Ferrell Center.

Chery's goal is to end his senior year in the Final Four.

"I'm not a guy that's really satisfied," Chery said. "We ended up in the Sweet 16 last year but my goal this year is to go back and finish the job. This team is really special because we have a lot of young guys who listen to you. When they execute like they do, you can go as far as possible."

Chery has been remarkably consistent as he's averaged 11.5 points and more than four assists in each of his two seasons for the Bears. He's become a more accurate 3-point shooter this year, hitting 37.8 percent after shooting 32.5 percent last season. Both seasons, he's been one of the best free throw shooters in the Big 12 with an 86.7 percentage during his Baylor career.

With his outside shooting range and ability to drive to the basket, the 5-11 Chery is one of the premier point guards in the No. 1-rated conference in the country.

"The best thing about Kenny is he's consistent," Baylor coach Scott Drew said. "You can't always guarantee the ball is going to go in on shots, but you can guarantee that he's going to play hard and is going to compete and be a good leader."

Chery is one of many Canadians who have made the leap south to play college basketball in the United States. But most of them are from the Toronto area like former Texas forward Tristan Thompson and former Kansas star Andrew Wiggins who are both now playing in the NBA. Former Baylor guard Brady Heslip is from Burlington, Ontario.

Montreal basketball players have flown a little farther under the radar.

"Montreal has a lot of great basketball players and everybody has a chance to play," Chery said. "Fortunately, I got the opportunity to come to the U.S. and make the best out of it."

Though he was born in Montreal, Chery's mother is from Haiti and he grew up in a household that spoke Creole. He learned to speak French in school and didn't begin speaking English regularly until he began playing on basketball teams as a teenager in leagues around Montreal.

"I had to find a way and it was hard to speak it at times," Chery said. "Sometimes I'd nod and shake my head. Then I'd go to New York every summer and I took advantage of that by speaking English to my cousin."

OT hoops training

It was during those summers on the outdoor basketball courts in Brooklyn that Chery's game started to evolve. He and his cousin Peter Jean-Baptiste played basketball from morning to midnight against talented players from New York City looking for pickup games.

"It was hard, I'm not going to lie," Chery said. "I played against a lot of older guys. Just being able to be out there and compete against them was a blessing. I knew I could go farther if I kept working hard and being out there with those guys."

During his final two years of high school, Chery earned a scholarship to prestigious Archbishop Carroll High School in Washington, D.C. He honed his point guard skills against some of the best high school teams on the East Coast.

Though he was recruited by some four-year schools, he was an academic non-qualifier out of high school. He signed with State Fair Community College in Sedalia, Mo. After living in urban environments his whole life, it was quite a culture change to start his college career in a town of 22,000 in the rural Midwest.

"I didn't even know what junior college was at the time," Chery said. "But it prepared me and kept me focused. It was the first time I had been in Missouri and there wasn't much to do. I just went to class and played basketball and that was the best thing for me. Coach Kevin Thomas pushed me from Day One and kept me motivated."

Chery enjoyed two outstanding seasons at State Fair as he averaged 14.5 points as a freshman and 16.4 points and 3.7 assists as a sophomore. Remembering watching Carter play for Baylor and seeing Pierre Jackson light up the court, Chery was eager to become the next point guard in Drew's high tempo offense.

He developed a close relationship with Baylor assistant coach Grant McCasland.

"I committed during Christmas break of my sophomore year before I even took my visit to Baylor," Chery said. "I fell in love with the coaches and the way they supported me. They'd tell me win or lose that I did a great job. Coach Mac did an unbelievable job of recruiting me and helped keep my head high when I was at junior college."

After arriving at Baylor, Chery met some of Drew's former guards and gained an understanding of what he needed to do to thrive at Baylor.

"Guys like Pierre Jackson, Tweety Carter, Curtis Jerrells and Henry Dugat would come by and I had conversations with them," Chery said. "I'd pick their brains. When those guys come, you've got to take advantage of it and that's exactly what I did."

Chery also developed a tight friendship with backcourt mate Brady Heslip last season, and the conversations would often drift to their native Canada.

Missing that hockey

"Brady and I talked about how we wished we had a little snow here so we can play hockey," Chery said. "We talked about Team Canada a lot. I miss Canada a lot because that's where I was born. But I know I'm here for a good reason and to help my dream to become reality."

Chery's teammates believe he's an ideal point guard because of his competitive nature and ability to direct the offense and hit clutch shots.

"That's a guy you want to look to, especially with 10 seconds left on the shot clock," Baylor forward Rico Gathers said. "When it's a tough situation and you need a shot, I tell him to make the play and he usually comes through."

Though Chery hopes to play in the NBA next year, his focus now is to push the Bears as far as possible into the NCAA tournament. He'd love to finish his long journey that began in Montreal at the Final Four in Indianapolis.

"My dream is to play in the NBA, and hopefully I'll get an opportunity and it happens," Chery said. "But I'm focused on this team and trying to get as far as possible and making sure everybody is happy. I'm a senior and the guy they look after, and I set the pace for the team. I can say things and make people listen."

MEDIA CLIPPINGS

Hot-shooting Baylor men thrash WVU, 78-66

Waco Tribune-Herald
 By: John Werner
 March 1, 2015

Taurean Prince and Royce O'Neale are roommates who like to spend time shooting Nerf basketballs through a hoop at their apartment.

But knocking down long-range shots before 9,385 fans is a much bigger thrill.

Prince and O'Neale buried four 3-pointers apiece as No. 19 Baylor stayed hot rolling toward the Big 12 tournament with a 78-66 thrashing of No. 20 West Virginia on Saturday afternoon at the Ferrell Center.

Following Wednesday's 79-70 win at No. 12 Iowa State, the Bears have beaten ranked teams in consecutive games for the first time in school history.

"When nine out of the 10 of them (in the Big 12) have been ranked, it gives you a good percentage of that happening at some point," Baylor coach Scott Drew said. "I think this team thrives on challenges and that's part of its makeup. The guys like one another, they play together, they play hard."

Riding a four-game winning streak, the Bears (22-7) are the hottest team in the Big 12 heading into Monday's quick turnaround against Texas in Austin. Now 10-6 in conference play, the Bears moved into a third-place tie with West Virginia and Iowa State with two regular season games remaining.

Seeking its 11th straight Big 12 title, Kansas leads the conference with a 12-4 record while Oklahoma is a game back at 11-5. Baylor clinched a first-round bye in the Big 12 tournament.

"I think we're just playing good basketball, making shots, making the extra pass," Drew said. "I think the only thing we can really control are the things that we can control, like the shot selection. And it's been very good."

For the second straight game, Prince led the Bears with 20 points while O'Neale scored 18. They each nailed four of six 3-pointers and hit all of the treys for the Bears.

"It helps a lot more when you have 12 to 13 guys telling you to shoot when you're open," Prince said. "So when they have that type of confidence in you, the confidence in yourself starts to build off that. It's been rising ever since I came to Baylor."

Prince and O'Neale often got wide open shots because the Bears set them up with the extra pass all afternoon. Facing a West Virginia team that presses the entire game and leads the nation in steals, the Bears committed just eight turnovers while racking up 18 assists. O'Neale led the way with seven assists.

In an 87-69 blowout of the Mountaineers (22-7) in Morgantown on Feb. 7, the Bears committed 19 turnovers.

"To have eight turnovers against this team, that's outstanding," Drew said. "Eighteen assists on 24 made baskets, that's great basketball, that's unselfish basketball. That's the team sharing the ball."

Rico Gathers recorded his 15th double-double of the season with 17 points and 10 rebounds while guard Al Freeman came off the bench for 10 points and seven rebounds.

Like most games this season, the Bears jumped off to a torrid start to grab a 13-4 lead. O'Neale set the tone by firing a pass to Gathers for a game-opening dunk before O'Neale stepped out and drained his first 3-pointer.

With a pair of close-range baskets by Johnathan Motley, the Bears opened up their early nine-point lead. From the outset, Baylor burned West Virginia's vaunted press.

"We've got excellent guys on the team who can ball handle," O'Neale said. "We can all dribble and we knew they press the whole game, so we did what we had to do. Rebounding led to easy fast breaks and we shared the ball."

West Virginia was short handed since leading scorer Juwan Staten missed the game with a knee injury while guard Gary Browne limped out of the game in the early minutes.

Every time West Virginia cut into the lead, the Bears answered with an inspired play. After Jevon Carter nailed a trey to cut Baylor's lead to 15-10, Prince got loose for a slam and then stepped outside and buried a 3-pointer.

The Bears kept playing better as the first half progressed. O'Neale fired in a pair of 3-pointers in the last six minutes of the half. Gathers brought the house down when got loose for a breakaway windmill dunk as the Bears went into halftime with a 45-29 lead.

The Mountaineers cut Baylor's lead to 56-47 midway through the second half but Prince and O'Neale answered with 3-pointers as the Bears stretched their lead to 70-52 with seven minutes remaining.

"Everybody's unselfish," O'Neale said. "If you call one more and pass it we have faith that you're going to make the shot. That one extra pass you go from a good shot to maybe even a better shot if that guy's wide open."

Carter provided West Virginia much of its offense as he drained seven 3-pointers and scored a game-high 25 points. But a Baylor team that played so well collectively was too much to handle.

With little time to celebrate, the Bears' thoughts had already turned to Monday night's game against Texas in the postgame interview room.

"We've won four in a row now, and you just don't get big streaks in this league," Drew said. "The whole key is to make sure you regroup, refocus and are ready for the next game. If you're not on to the next game, you don't give yourself a chance in this league."

MEDIA CLIPPINGS

Is Texas-Baylor becoming the new Texas-Texas A&M rivalry?

Austin American-Statesman

By: Kirk Bohls

March 3, 2015

In the middle of as intense a basketball game as there's been at the Erwin Center all season, Monday night's crowd was treated to a wild, finger-pointing, manhood-challenging standoff.

And that was just Rick Barnes' dust-up with star point guard Isaiah Taylor over his defensive deficiencies.

Taylor was also involved in the main event, a heated late-game scrum between Texas and Baylor players that began as a scuffle over a loose ball and quickly escalated.

You know, like a real live I-hate-you, you-hate-me old-fashioned rivalry.

It was a potentially nasty scene that lacked only some specific choreography courtesy of James Harden. It was clearly enhanced by the significance of the victory, which was pivotal to the Longhorns' postseason chances and Barnes' job security.

No punches were thrown. The benches emptied and then just as quickly thinned as seven players from the two teams were ordered off the court.

Ejections, hot tempers, machismo magic. Heck, at game's end after the perfunctory handshakes, Baylor's grown man Rico Gathers was seen jawing with Texas' 6-foot-11 Myles Turner, and Taurean Prince and Jon Holmes were seen angrily gesturing at each other, probably not about field trips to the Alamo when both were San Antonio schoolboys.

Like a real rivalry. More than a scrap. Less than a melee. But definitely a reminder that Texas-Baylor might be shaping up as the state's premier blood-feud rivalry. I kid you not.

And on that issue, I say this to Longhorns and Bears everywhere: Embrace it.

Feed it. Water it. Nurture it. Promote it. Embellish it. Take it and run with it. Hell, give it a slogan like, say, One True Rivalry. OK, maybe not that, but something colorful and catchy.

Texas' players were a little reluctant to jump aboard.

"If you want to call it a rivalry, you can," Texas guard Demarcus Holland said. "But we don't like anybody we play against."

Added guard Javan Felix, "Every team we play, they're not our friends."

But Texas' biggest rivalry?

"I'd probably say Oklahoma," Felix said. "It's the whole school's rivalry."

OK, so they're not biting. How would Felix know? He's from Louisiana. Scott Drew was more accommodating.

"I think it's healthy for the state when you've got a rivalry," the Baylor coach told me. "And it's great when you have such outstanding in-state talent like we do and tell them they can play in meaningful games. It brings out the best in players."

And that's good for the league.

"Sure, it helps the Big 12," Drew said. "Otherwise, everybody's talking about the SEC."

And here's another suggestion. Make Texas-Baylor the annual Thanksgiving football game. Texas Tech and TCU have brought very little buzz to Austin on that date.

Texas athletic director Steve Patterson said the school has had no discussions with the Bears about the possibility. His Baylor counterpart, Ian McCaw, said, "Baylor and Texas have two of the top athletics programs in the nation, and we are located just 100 miles apart, so it makes for an exciting, natural rivalry. The fans of the two schools are the beneficiaries as there has been some outstanding competition between Baylor and Texas across a number of different sports during the last several years."

McCaw still prefers Baylor's series with Texas Tech at AT&T Stadium on Thanksgiving weekend and loves the fact that the Texas-Baylor game in 2015 will be on the final Saturday of the season again. So that's progress, making it the critical curtain-closer.

Emotions have run high between the schools' fan bases for years, as have ugly accusations. Baylor doesn't schedule anybody in football. Texas can't beat anybody. Baylor's got nasty fans. Texas' are worse.

Sure, Longhorn Nation will wrinkle up its collective nose and snort, "Baylor, a big rival?"

Yeah, Baylor.

The Baylor that's kicked Texas' butt in football four of the last five seasons. The Baylor that's won nine of the last 15 over the Longhorns (after dropping 24 straight). The Baylor that owns the state in women's basketball and leather pants.

Texas-Baylor is hot because Texas used to own the state and now doesn't even sublet it (except in baseball and swimming) and Baylor's piling up trophies so fast it now orders trophy cases in bulk.

Baylor's good. Texas was good and to be good again will have to go through Baylor.

If memory serves, the Longhorns used to have another fairly hot rivalry. I forget the name of that school, but that school left for another conference and took decades of hatred with it. Baylor could replace it.

Heck, we could even bring back Steve Edmond for the coin toss.



MEDIA CLIPPINGS

Baylor's Rico Gathers a Man Among Boys in Basketball, May Face NFL Dilemma

Bleacher Report

By: Jason King

March 5, 2015

WACO, Texas — Rico Gathers snared 11 rebounds and swatted four shots, but the pro scout watching Baylor's game at Oklahoma State didn't care.

To him, it was meaningless that the Bears forward led the nation in rebounds, and he didn't care that he'd learned to pass out of the post.

The comments he scribbled in his notepad weren't critiques of Gathers' shooting form or predictions about how he'd fare against standout NBA post players.

They were about whether Gathers had the ability to excel on Sundays in front of 80,000 fans...in the NFL.

"I don't think there's any question he could do it," the scout said. "Tight end, defensive end...just look at him. He belongs on a football field."

That the 6'8", 280-pound Gathers has caught the attention of the NFL should hardly come as a surprise to anyone who has watched a Baylor basketball game the past three seasons.

Usually before the first TV timeout, the play-by-play announcer will wonder aloud whether Baylor football coach Art Briles has offered the fleet-footed, agile Gathers a tryout—the answer is yes—before suggesting that Gathers may have a future on the gridiron if things don't work out on the hardwood.

Most athletes would be flattered by the comments.

Gathers considers them "a slap in the face."

"It's a slight to everything I'm doing on the court," Gathers says. "I used to get so offended. I'd want to fight people. I was like, 'Man, you don't respect my basketball skills?' But now I'm so used to hearing that stuff...it really doesn't bother me anymore."

Or at least that's what he pretends.

"Rico has put in a lot of hard work," Gathers' father, Richard, says. "He wants to be appreciated as a basketball player."

In his first season as a starter, Gathers has accomplished that feat. The football comments may be irksome, but the same broadcasters and coaches making them have also been quick to fawn over him for his achievements on the court.

And rightfully so.

Gathers, a junior, averages a national-best 11.8 rebounds and 11.4 points for 14th-ranked Baylor, and his 16 double-doubles lead the Big 12.

"He's a candidate to be the MVP of our league," Kansas coach Bill Self said. "We haven't faced anyone that plays as hard as Rico. The guy is a beast."

So athletic is Gathers that, in Saturday's win over West Virginia, he uncorked a windmill dunk. Although his coaches would prefer him to stay in the paint, Gathers is quick enough to take his opponent off the dribble from the perimeter.

Multiple times during his career, Gathers has weaved from one end of the court to the other for a coast-to-coast layup—quite an uncommon sight for a 280-pounder. Perhaps that's why it's only natural to wonder how he would perform on an NFL football field or even in a WWE ring.

Gathers, though, is convinced he has a future in basketball.

"I know I can do it," he says. "The numbers don't lie."

When Ricardo Gathers arrived at Baylor's Ferrell Center for his official visit in the spring of 2012, he was greeted by Director of Basketball Operations Tim Maloney.

"Hi there," Maloney said as the two shook hands. "Are you Rico's AAU coach?"

Gathers—an 18-year-old who could have passed for 30—just smiled.

"No," he said. "I'm Rico."

Even in a sport featuring some of the world's most gargantuan men, Gathers is an oddity. Hundreds of college basketball stars stand 6'8" or taller, and a handful weigh more than 280 pounds. But rare is the player who combines those measurements with the eye-popping agility, coordination and strength of Gathers, whose physical gifts were evident early.

Raised in LaPlace, Louisiana, Gathers was three when he climbed out of his crib, pulled himself up onto a window ledge that was barely within his reach and leapt into the yard. Assuming Rico was taking a nap, his mother, Janice, was shocked when she answered the doorbell only to be greeted by a neighbor on the porch cradling her son.

"She found him wandering around outside of the house," Janice says. "I couldn't believe he was strong enough to get out of that crib and out the window all by himself. After that, I made him start sleeping in the same room as me."

By junior high school, Gathers had gotten so big that playing football had become boring—if not dangerous. He'd catch high passes over the flailing arms of defensive backs and then shed tackles all the way to the end zone. Bringing down Gathers often meant lunging toward his knees.

He was 6'3" and dunking a basketball as an eighth-grader when he took part in the 2008 NBA All-Star Camp leading up to the All-Star Game in New Orleans. LeBron James was warming up at the same end of the court as Gathers, and as he jogged with his head turned, he accidentally bumped into James near the layup line. The collision stopped James in his tracks. Gathers, though, hardly moved.

James asked Gathers his name.

"I'm Ricardo Gathers from East St. John Middle School," he said.

Gathers transferred to basketball powerhouse Reserve Christian—the alma mater of former Baylor guard Tweety Carter—the following season and was 6'6 1/2" and 232 pounds as a freshman.

The school didn't have a football program, but that didn't bother Gathers.

His older brother, Greg, had earned All-American honors as a defensive lineman at Georgia Tech, where he ranks second all time in sacks and tackles for loss. But Gathers wanted to follow the path of his parents, both of whom played college basketball at Arkansas Pine-Bluff. Gathers' father is the cousin of the late Hank Gathers, the Loyola Marymount star who collapsed and died in 1990.

"It was kind of a big deal in my area when I decided not to play football," Gathers said. "Coaches from all of the top [high] schools were trying to get me to come play. People just couldn't understand how someone as big as me wouldn't want to be out there."

"But that's not where my passion was."

Instead, Gathers channeled his efforts toward emulating Detroit Pistons forward Ben Wallace, a four-time NBA Defensive Player of the Year who once averaged 15.4 rebounds during a single season. Gathers went so far as to grow an Afro similar to Wallace's while also wearing the All-Star's trademark headband.

Gathers became an adept ball-handler and passer and could even step out and swish the occasional three-pointer. But even then, he took the most pride in outmuscling opponents for rebounds and blocking shots in the paint.

Gathers never grew to be 6'9" or 6'10" like he'd hoped, but that made him work even harder down low. Twice named Gatorade Player of the Year in Louisiana, he was the No. 1-ranked prospect in the state when he signed with Baylor after initially committing to St. John's.

As soon as he arrived in Waco, Gathers was bombarded with the same questions that had followed him for years.

"The very first day of class," he says, "people were coming up to me and asking what position I played on the football team."

MEDIA CLIPPINGS

Baylor's Rico Gathers a Man Among Boys in Basketball, May Face NFL Dilemma

Gathers didn't let it bother him. Vicious as he is on the court, his friendly, mild-mannered nature off it has made him a fan favorite at Baylor, where he helped the Bears to the NIT title as a freshman and a Sweet 16 berth last season.

Children who attend Baylor games flock to Gathers for autographs and pictures. A life-size picture of him hangs in the Ferrell Center concourse so fans can place their hands on top of his in the photo to get a true feel for just how mammoth he is.

Baylor coach Scott Drew said Gathers often spends extra time with disabled fans who get introduced to the team after practices and games. Perhaps his most moving gesture occurred in January, when he learned of a 92-year-old fan named Petronella Furgeson who had fallen at her home while watching the Bears' Jan. 14 game against Iowa State on television.

Knowing she'd be transported to a hospital if she called 911, Furgeson remained on the floor so she could watch the remainder of the game without being interrupted. She called her daughter at 5 a.m. the following morning and was taken to Hillcrest Medical Center in Waco, where she was diagnosed with a mild stroke.

Baylor officials learned of the story a few days later and relayed it to the Bears during a road trip.

From his seat on the plane, Gathers spoke loudly enough for everyone to hear.

"When we get back," he said, "I'm going to visit her."

Two days later, the nation's leading rebounder surprised Furgeson in her room at Hillcrest Medical Center. Throughout most of their 45-minute conversation, Gathers held Furgeson's hand. "We couldn't ask for a better ambassador for our program," Drew said.

Back in October, a few days after Baylor's first official practice, Drew pulled aside a team manager and assigned him one simple task: Follow Rico around during practice and wipe up his sweat.

Gathers has always perspired more heavily than most, but this season, it's reached a new level.

After playing behind Isaiah Austin and Cory Jefferson as a freshman and sophomore, Gathers is working harder than ever to make sure he capitalizes on his first true opportunity to shine.

The effort has certainly paid off.

Gathers has snagged 10 or more rebounds in 23 of Baylor's 30 games. He averaged 16 boards during a four-game stretch in Big 12 play. And in one of the most head-turning performances of the entire college season, Gathers tallied a conference-record 28 rebounds on Jan. 21 against Huston-Tillotson.

Along with being a lock for first-team All-Big 12 honors, Gathers appeared on a midseason top-30 list for the Naismith Award, which is given annually to the nation's best player. And he's one of 16 finalists for the inaugural Karl Malone Award that will honor the country's top power forward.

Not bad for a guy everyone thought should play football.

Just as important as his sheer production is the tone Gathers sets for his entire team. Some Baylor squads in the past have been labeled as "soft" because of their lack of composure in big moments and their habit of cowering against bigger, more physical opponents.

This year, though, the Bears are the exact opposite. They may not tout as much NBA-caliber talent as they have in the past, but no team under Drew has been as physical and mean as this unit. Picked in the preseason to finish sixth in the Big 12, Baylor is the aggressor in almost every game it plays.

Gathers, who bench-presses 310 pounds, is the main reason.

"We don't let people punk us," he said.

The new persona has worked well for the Bears, who are 22-8 overall and 10-7 in league play entering Friday's regular-season finale against Texas Tech. Three of Baylor's Big 12 losses were by two points or fewer. That includes Monday's 61-59 setback at Texas in which Gathers had 12 points, 11 boards and two blocks.

"He does something that I think more players should look at and see; he embraces what he is and what he does," Texas coach Rick Barnes said.

"That's what really makes him good. He's bought into it. He understands what he's good at and he does it. You always admire guys that keep developing and getting better and better."

Rebounding may be his calling card, but that doesn't mean Gathers hasn't improved in other areas. His hook shot has become a weapon, enabling him to score over length. His defense is better than it has ever been, and on offense, he's taking good care of the ball, averaging just 0.9 turnovers despite playing 30 minutes per game.

Gathers' dramatic strides remind Drew of former Baylor forwards Ekpe Udoh, Quincy Acy and Cory Jefferson. Unheralded recruits who arrived at Baylor with little fanfare, all three developed into all-league players who are now multimillionaires in the NBA.

"Hopefully, Rico looks at those guys and realizes he has a chance to do the same thing," Drew said.

NBA scouts aren't so sure. They say Gathers is an inch or two shorter than they'd prefer for a power forward, especially since he's not a guy who regularly "plays above the rim." And even though Gathers has enhanced his all-around game, scouts say the only thing he does at an elite level is rebound.

"Most times you want a guy that has more than one skill," one NBA scout said. "He's a guy that everyone would love to have on a college team because he's so physical and strong and he plays with such a motor."

Then again, the scout said, former Louisiana Tech star Paul Millsap was drafted mainly because of his ability to rebound after becoming the first player in NCAA history to lead the nation in that category for three straight years. A second-round pick in 2006, Millsap was named to his second consecutive All-Star team this season with the Atlanta Hawks and will be one of the more coveted free agents in the NBA this summer.

"Who knows?" the scout said. "Maybe Gathers could follow the same path. I'm not going to say it can't happen. He definitely seems like a guy you probably shouldn't doubt."

A few hours before boarding an Austin-bound bus for Monday's game at Texas, Gathers slides off the black leather couch in his third-floor apartment and sprawls out on the floor.

His eight-month-old son, Ricardo Jr., has risen from his nap, and now it's time to play. Sometimes Gathers hands the boy an outdated PlayStation controller to trick him into believing he's playing the same video game as his dad. The two dance together whenever Gathers turns on music, and today they're watching a video on Gathers' phone of the day Rico Jr.—just six months at the time—first rose to his feet without assistance. Two months later, he has three teeth and has almost learned to walk.

Advanced beyond his years, just like dad.

Gathers and his wife, Bria, never planned to become parents at such a young age.

The high school sweethearts met in seventh grade and began dating the summer prior to their junior year. Before they graduated, Gathers had given Bria an engagement ring he purchased from Wal-Mart.

"He wasn't asking me to marry him right then," Bria says. "But it was his way of saying, 'Hey, I'm serious about you. One day, it's going to happen.'"

So serious was the couple that Bria moved to Waco with Gathers and enrolled at an area community college. Less than a year later, with most of Baylor's coaching staff in attendance, they married at the McLennan County courthouse. Unable to afford a honeymoon, Rico and Bria celebrated by eating dinner at Cheddar's and then swimming at their parents' hotel pool.

"Three months later," Bria said, "we were pregnant."

Gathers still remembers leaving the doctor's office after receiving the news.

"It was surreal," he says. "I had all of these emotions: excitement, worry, lots of stuff. I was going to have all of these new responsibilities. I didn't know how to be a father. What was I going to have to do? I guess you never really know until they're born."

Gathers praises Bria for doing most of the parenting while he focuses on school and basketball. Most weekdays he said he leaves home at 8 a.m. and doesn't return until 8 that night. He'll play with Rico Jr. until it's time for bed,

MEDIA CLIPPINGS

Baylor's Rico Gathers a Man Among Boys in Basketball, May Face NFL Dilemma

and if the child needs anything in the middle of the night, "she handles most of it so I can get my rest," Gathers said. "I'm lucky to be in such a good situation."

Bria said her husband has changed since the birth of their son. He's more focused on his academics now, she said, more driven on the court. Gathers is a good teammate on the court and in the locker room, but he spends most of his time away from basketball at home with his family instead of socializing with other Baylor players.

Before the season, Gathers requested that the back of his jersey be changed to "Gathers Sr."

"He's just so proud of his son," Bria said. "Once we found out we were pregnant, it was an instant change in his life. He's taking everything more seriously because he wants us to have a better future."

Perhaps that's why those comments about a potential football career bother Gathers less and less these days. As confident as he is that he can play professional basketball, he no longer dismisses the possibility of a career on the gridiron.

"If all these people want to make me out to be this big-time NFL prospect...go ahead, I guess," he says. "All you're doing is putting money in my pocket."

Gathers said Briles, the Baylor football coach, has approached him about becoming a two-sport athlete for the Bears. Gathers said he entertained the offer last fall and hasn't thought about next season.

He said Briles—who calls him "Pretty Ricky" because of his reluctance to play football—views him as a tight end. But Gathers would prefer to play defensive end because that position commands a higher paycheck in the NFL.

"They've got (NFL prospect) Shawn Oakman, who is 6'9" and 280 pounds, at one defensive end position," Gathers said. "So, of course, people are like, 'What if we had 6'8", 280 on the other side? How much better would we be?'"

Even if Gathers never suits up for the Baylor football team, it's likely he'd still get an opportunity to try out for an NFL team. The scout who attended his game at Oklahoma State said it's becoming more and more trendy for pro teams to scour the college basketball ranks for potential prospects.

"These days, they're turning over every rock and looking under every stone," the scout said. "The chance will be there for him if he wants it."

Comforting as that may be to Gathers, he's hoping he'll continue to improve on the basketball court to the point where he won't have to explore that route. Drew noted that Gathers will likely be invited to multiple camps this summer that should help polish his game even more.

"Look at how far he came from his sophomore year to now," Drew said. "As good as he's been this season, he'll be even better as a senior."

Gathers agrees.

"This is the first year where I've had time to myself, where I didn't have to play behind Cory and Isaiah," he said. "I'm doing good things. People say I should play football? For what? I don't need football."

Gathers pauses and grins.

"Not yet," he says.

MEDIA CLIPPINGS

Who needs 'star' power? Appreciating Baylor's basketball achievements

Waco Tribune-Herald

By: Brice Cherry

March 5, 2015

For me, a message means more if I can relate to it in some way. Maybe you're the same way.

When I'm listening to a sermon at church, I connect with it on a deeper level when it pertains to a sin or problem area in which I struggle. When I'm watching a movie or TV show, I enjoy it more if I can identify with the characters or the plot.

So it wasn't until just recently, when it really hit home on a personal level, that I gained a deeper appreciation of what Baylor's basketball teams have achieved this year.

Stay with me. Obviously I don't play basketball at an NCAA-quality level. But, then again, just because you might relate to a character played by Sandra Bullock doesn't mean you look like her, either.

I do still play quite a bit of pickup hoops. So there I was, a couple of weeks ago, about to step on the court with four other guys when I was taken aback at one of the other squads that had been assembled. Relatively speaking, it resembled a superteam, as it possessed everything you'd want. Speed, height, shooting, a guy who could jump out of the gym. "Dadgum," I groused. "Who put this team together?"

But guess what? My team, which wasn't nearly as big or fast or athletic, beat that group every time. We hustled. We played team ball, wisely shuffling the ball to the open man. Nobody tried to do more than he was able. And, in the end, we won. Again and again.

Later, I thought to myself, what a perfect picture of Scott Drew's Bears and Kim Mulkey's Lady Bears.

Neither of these teams were expected to be bad. It's just that no one was quite sure how good they really might be. Much of that uncertainty could be traced to a lack of star power.

At this point, we've kind of come to expect Big 12 championships and high NCAA seeds out of the Baylor women.

Whether that's completely fair or not is debatable, but that's the way it is. Comes with the territory when you've reached "elite program" status, and Mulkey's program has.

So it wasn't exactly an earth-shattering surprise when the Lady Bears captured their fifth straight Big 12 crown. Been there, done that, got the T-shirts to prove it.

But could it qualify as at least a mild surprise? Indubitably. Remember, the Big 12 coaches themselves tabbed Texas as the preseason favorite in the conference, and picked Baylor at No. 2. And it didn't even feel like a slight, considering that this season marked the first since the Dark Ages when the Lady Bears would enter a year without a returning All-American in the starting lineup.

Odyssey Simses don't grow on trees. If they did, every college coach in America would be scattering seeds and growing forests in their backyards. Sims reigns as one of the greatest players in Baylor history, and you knew it wasn't going to be easy replacing her 30 points a night.

We knew that Nina Davis was a good player. But last year as a freshman she subsisted in a more complementary role, as a sidekick to the superhero that was Odyssey. The question remained: Could she handle being the go-to girl?

Fortunately for the Lady Bears, Davis has elevated her game and emerged as a legitimate star. But what I like about the Lady Bears is

that they're mostly a bunch of round peg role players who have figured out where they fit. They're a dirty work team.

I love Niya Johnson's game at the point. I don't know if she's old school as much as she is an original-recipe point guard, kind of like what Classic Coke is to the soda industry. She proves that a pass-first, pass-second quarterback still has a place in today's game.

After Davis, no other Lady Bear averages double-digit scoring. But collectively they get it done. Imani Wright, Kristy Wallace and Alexis Prince knock down perimeter shots. Sune Agbuke brings crafty post play. Khadijah Cave and Dekeiya Cohen provide rugged minutes off the bench.

That little two-loss hiccup near the end of the regular season notwithstanding, nobody wants to stand opposite Baylor once the Big Dance gets hopping.

Across the hall at the Baylor men's practice gym resides another overachieving bunch. Want to start a healthy debate? Ask five Baylor basketball fans who the Bears' best player is. You might get five different answers – and they'd all be right.

Drew's Bears reached the Sweet 16 last March, but then the stars shifted and aligned over new landscapes. Cory Jefferson and Brady Heslip moved on to professional ball. Isaiah Austin started his new life as the face of Marfan's Syndrome. Oh, by the way, those just happen to be three of the Bears' top four scorers from 2014. Not to mention the top two shotblockers, the top rebounder and the best 3-point shooter.

Kenny Chery was back to run the point again, and it seemed that glue guy Royce O'Neale would need to fill in more cracks than last year. Given the Bears' dearth of proven stars, the Big 12 coaches tabbed them as the sixth-place team in the conference preseason poll.

So, yeah, that they're sitting here in the first week of March, just a game out of second place in the league, is pretty startling. Take the most stunning cliffhanger ending in the history of "House of Cards" or "Grey's Anatomy" and multiply it times a thousand. That's how surprising these Bears have been.

They're not always pretty, but they are tough. Rico Gathers is still sometimes a bull in a bull shop, but if you needed one offensive rebound at the end of the game, is there anyone you would rather have chasing it down? Taurean Prince has stepped up as a steady, often smooth scorer. Johnathan Motley's length can give team fits, especially as a back-end defender. Lester Medford and Al Freeman have stepped into the spotlight at various junctures.

In the men's game, where parity is prevalent, where wins come at a premium, the Bears have found a way to pile them up in earnest. The Bears are college basketball's version of the Atlanta Hawks: A collection of pretty good players joining forces to create something great.

Outside of the Lady Bears' Nina Davis, who is bound to receive some national accolades, there's not an All-American on either the men's or women's court for Baylor. These aren't All-Airport teams, in that they blow you away when they're strolling away from their charter planes across the tarmac. Instead, they're the proof that looks can be deceiving.

At the very least, these kids can play on my pickup team anytime.

MEDIA CLIPPINGS

Gathers playing for relatives whose careers were cut short

San Antonio Express-News

By: Tim Griffin

March 6, 2015

WACO — Tragedy has marked the athletic careers of two relatives of Baylor forward Rico Gathers.

Second cousin Hank Gathers died on the court in 1990 during the West Coast Athletic Conference tournament from a heart ailment. And Rico Gathers' brother, Greg, was an All-America defensive end who led Georgia Tech in sacks in 2001 before his career ended prematurely due to a kidney disorder.

Rico Gathers said he thinks often of his two relatives, who he said helped shape his athletic career.

"I appreciate both of them," he said. "They paved the way for me and now and I'm trying to live my dreams. I feel like both of their stories are living through me."

Rico Gathers said his older brother had a profound effect on his mindset as an athlete.

"I remember when my brother's career got short," Gathers said. "It was a depressing time for him and our family. But looking at his progress since then and the man he has become, it was the best thing to happen to him. I know he's grown more as a person.

"I'm proud of him because I know for him it was real hard to give up the game and move on from that. Now he's got three kids and has won two state titles as a coach and he's really enjoyed around the game and the impact he's had on other young kids and helped them achieve their dreams. He played a big part in my athletic career, telling me to work on my books and working out. I really appreciate him."

Hank Gathers' cautionary tale has been repeated by Rico Gathers and his family throughout his life.

"I wasn't born yet when he was playing, but both my parents used to talk about him," he said. "My brothers really used to talk about him □ they looked up to him as an idol for putting our last name on the map."

The former Loyola-Marymount standout neglected to utilize his medication because he said it was affecting his game. The entire Gathers family learned a tough lesson from his loss.

"You have a passion for the game so much you are willing to die by it," Rico Gathers said. "In a situation like that he wasn't supposed to be out there, but that was his will to play the game."

MEDIA CLIPPINGS

Isaiah Austin's impact extends well beyond basketball career

SportingNews.com

By: Sean Deveney

March 10, 2015

Everyone expects Isaiah Austin to talk about the past.

It's only natural—his story is one of unfairness and tragedy, of standing at the brink of a fulfilled dream and having it taken away. So everyone wants to know: How did you find out? How did you react? What did that feel like?

Austin was a star basketball player at Baylor, slated to be chosen in the 2014 NBA draft, when he found out that he had Marfan syndrome, a genetic ailment that affects about 200,000 Americans. The disease affects the body's connective tissue, causes irregularities in growth and, if undiagnosed and unmanaged, can lead to sudden death at a young age.

Austin got a call from a doctor back in Chicago last June, telling him he had Marfan syndrome. That was days before the NBA draft, days before his pro basketball career would begin. Instead, it already was over.

Austin understands that part of his life now consists of replaying, over and over, those difficult first days after he learned of his diagnosis—the tears, the phone calls, the trip to New York in which the NBA honored him by making him a ceremonial draft pick. Austin just wrapped up work on a book with writer Matt Litton ("Dream Again," it's called) that will be released next month. He had to talk about himself in excruciating detail.

"It was not difficult just because of the fact that I am talking about my own life and of course I know that pretty well," Austin said. "But the fact that it was time-consuming and sometimes it was even exhausting, just being on the phone for hours each day, talking about what happened to me. But we got it done."

The irony is, while most want to poke into the sadness that struck Austin a year ago, he himself rarely focuses on that. Talk with Austin, and you get a sense of a young man who does not spend much time asking, "Why me?" He spends a lot more time wondering, "What's up for today?"

After learning he had Marfan syndrome, Austin set up his own foundation, and began working with the Marfan Foundation. With the NBA off his list of options, Austin—guided, he said, by his strong faith—simply made a new plan. He figured he should fulfill a promise to finish college. He went back to Baylor, and is working on his degree in business marketing, which should be useful for a guy running a foundation. He has one semester left, but might extend his time in college to May 2016.

"It's always been one my dreams and goals that I would graduate college—I promised that to my mother and my family," he said. "I'm happy now, I will be able to check that off my goal list."

He's also been working with the Baylor basketball team, which he calls, "a joy." It was coach Scott Drew who helped him navigate the book-writing process, introducing him to an executive at Simon and Schuster. Austin has returned the favor by acting as a coach of sorts—though he is quick to point out that "coach" would be too strong a word. "Basically, what I'm doing is wiping up sweat and giving out waters, things of that nature," he said.

Most important, he has taken on a role as the face of Marfan syndrome, a difficult task to bestow on a 21-year-old. But Austin has taken it willingly, and hopes his story reaches people beyond the scope of his disease.

"I wanted to raise awareness of Marfan syndrome," he said. "There have been a couple cases I have been contacted about, where kids have found out they have Marfan syndrome, and they have been able to come to me and share their story with me. I have just been able to interact with them and uplift them."

"Really, our main goal is just to try to inspire as many people as we can. I know a lot of people are going through different life issues in their lives, and they might be heading toward the wrong direction, but maybe with my story, with the people around me and the people I have been able to lean on and have help me, maybe all of that can help people who are struggling change their mind and get back on the right path."

Two cases that stand out to Austin are those of young boys in Texas—Owen Gray, a 13-year-old from Houston, and an 11-year-old named Carson in Waco. But, as Karen Murray, chairwoman of the Marfan Foundation, whose son, Michael, has grown up with Marfan syndrome, points out, Austin's impact has already stretched beyond the realm of those with whom he has interacted directly.

"He has connected with a lot of people personally, through conferences," Murray said, "but at the end of the day, there are so many people with Marfan syndrome that he has given a lot of hope to, because he is a role model for them. They look at him as an individual who is moving through his diagnosis and doing all the right things—he is a role model for so many kids whose names he does not even know. They're affected and they're motivated and inspired by him. My son has Marfan, and he talks about him all the time. He is affecting people whose names he does not know."

Murray was with Austin this past weekend, in fact, on their way to a gala event in St. Louis. He will be honored on April 16 in New York at another gala event for the Marfan Foundation—and the NBA, whose support of Austin has been more than ceremonial, was his first sponsor for that event.

It's all made for a tight schedule for Austin, even without basketball. He said he misses playing the game, so I asked him if coaching might be in his future. Not really, he said, because the Xs and Os were not for him. He thought that individualized training and skill work would be something he'd like to get into, though. "Maybe I will go that route," he said.

But I was getting him ahead of himself, thinking long-term like that. He's not thinking that far ahead, just like he does not spend too much time dwelling on the past. He's got a lot going on right now.

"I'm still enjoying my youth," he said, "I'm still enjoying being a kid and not really stressing the future like that."

MEDIA CLIPPINGS

Unselfish Baylor squad conducts another musical in win, gets timely performance from Wainright

CBS Sports
By: Chuck Carlton
March 12, 2015

KANSAS CITY, Mo. — On a remarkably unselfish team, the most important Baylor assist Thursday might have been the most unlikely.

Taurean Prince, normally as cold-blooded a finisher as any player in the Big 12, had an open path to the basket after a steal. Just as he went for a dunk, the ball turned into a bar of soap greased with shortening. Fumbling to get a handle and somehow avoiding a travel, Prince managed to the ball to a trailing Rico Gathers for a dunk and a three-point lead.

When Lester Medford followed with another steal and a more conventional layup, Baylor had a five-point lead en route to an 80-70 victory over the West Virginia in the quarterfinals of the Phillips 66 Big 12 Men's Championship.

Baylor (24-8) will face top-seeded Kansas, a 64-59 winner over TCU, in Friday's semifinals.

Of Baylor's 12 second-half baskets, 10 were assisted — a trademark of the Bears.

"We model ourselves after the Spurs. They play basketball like it's a musical out there," Gathers said. "That's the type of players we like. We have guys who ball-fake, pass it. They'll pass it right back to the person who just ball-faked it to get him open.

"When you have guys like that, it's easy for your team to be successful."

Unlike past Baylor teams, the Bears have no sure-fire NBA prospects. They do have a bunch of players with complementary skill sets and a willingness to win.

Point guard Kenny Chery and swingman Royce O'Neal, the only two seniors on the Baylor roster, take their leadership positions seriously.

With his shot off (1 of 7), Chery tried to do the best he could in other ways.

During one timeout late in the game after West Virginia had gone on an 11-2 run, Chery asked his teammates: "Where else would y'all rather be right now?"

Baylor put four players in double figures, led by Prince's 18. Just as important, Baylor got a timely seven points and six rebounds in 15 minutes from Ishmail Wainright.

Expected to be an impact recruit two seasons ago, Wainright had seen his role contract a little this season. He was averaging all of 1.3 points in 9.8 minutes per game this season.

"Especially on the flight here, I could not go to sleep. I couldn't wait to step foot in Kansas City," said Wainright, a Kansas City native who estimated he had about 46 friends and family at Sprint Center.

He's taken to heart the old John Wooden advice about trying to improve 1 percent every day.

Said Gathers: "He was the glue guy today."

Baylor has learned a lot about sticking together.

MEDIA CLIPPINGS

Gathers is leader at home, on court for Bears

Waco Tribune-Herald
By: John Werner
March 12, 2015

The name that he wears on the back of his jersey reads Rico Gathers Sr., and it's not a title he takes lightly. When he became a father last June, Gathers felt a whole new level of responsibility.

Not only does Gathers believe he needs to play his best basketball for his wife, Bria, and Rico Jr., he understands that he has to be a leader for a Baylor team that will be NCAA tournament-bound when the bracket is announced Sunday.

That's why he throws his bruising 6-8, 275-pound body around the court in a relentless manner. That's why he muscles into the paint for shots against anybody standing in his way. That's why he rebounds like he's "trying to squeeze the air out of the ball" like Iowa State coach Fred Hoiberg said.

It all matters a great deal to Gathers for his family's long-term future and Baylor's success. The jersey that he wears sums it all up.

"It takes ownership to my situation," Gathers said. "It shows I'm a family man and I really take pride in being a father and being a loving husband for my family."

When Baylor lost its top two inside presences – Cory Jefferson and Isaiah Austin – from last year's Sweet 16 team, coach Scott Drew told Gathers that he needed to be the man inside.

After two seasons coming off the bench, Gathers took that challenge to heart with an all-Big 12 season in which he's averaged 11.6 points and 11.7 rebounds per game. Gathers ranks third in the country behind Delaware State's Kendall Gray with 12.4 boards per game and Cal-Santa Barbara's Alan Williams with 11.9.

Gathers has been such a dominant rebounder that he leads the Big 12 by 3.5 per game over West Virginia's Devin Williams.

"He's incredibly strong and has a will to rebound and compete," Oklahoma State coach Travis Ford said. "He embraces physicality. He might not be the tallest, but he is the strongest out there. You add that to his will and desire to rebound the ball."

Gathers broke the oldest individual mark in the Baylor record book when he grabbed 28 rebounds against Huston-Tillotson on Jan. 21. The big man not only broke the school record of 27 rebounds by Jerry Mallett set in 1955, he shattered Kansas State's Michael Beasley's Big 12 record of 24 rebounds set in 2007.

"Rico is just tremendous with the way he rebounds the ball," Texas coach Rick Barnes said. "He's got great hands, and everyone knows he could have played college football if he chose to do that. It speaks volumes about him as an athlete, his toughness, and how he embraces what he is and what he does."

There is nothing dainty about the way Gathers pulls down a rebound. With his muscular frame, he carves out his space under the basket and grabs the ball with force before cradling it in his arms where no one is going to take it away.

If it looks like he's trying to make a statement every time he grabs a rebound, that's part of his M.O.

"Sometimes when I rebound you can literally hear the collision of the ball in my hands," said Gathers, smacking his hands together. "I really make the ball sound off. That shows my tenacity when I do go get the rebound. It's just being able to do that to kind of put fear into the other team like 'Man, did you hear that?'"

As intimidating and fearsome as Gathers looks on the court, he's just the opposite off the court.

When he comes back to his apartment to be with his wife and nine month-old son, all the aggressiveness and intensity that he shows at the Ferrell Center are gone.

"Rico carries that mean, tough guy, on-court persona," Bria said. "But off the court, he's like a big teddy bear. He likes to play around and make someone laugh. Rico and our son like to wrestle and dance together. When I look at my son I feel like I'm looking at my husband."

Rico and Bria began dating before their junior years of high school in 2010 back home in Louisiana. Rico attended Riverside Academy in Reserve, while Bria went to St. John High School in Plaquemine.

They married in June 2013 and Rico Jr. arrived a year and three days later. While Rico is playing basketball and going to school, Bria is home with the baby while also taking online classes at McLennan Community College.

"She's the key to the whole parenting thing," Gathers said. "Without her I wouldn't be able to focus or have some of the performances I've had because she deals with my son 90 percent of the time because she's always with him."

Comfortable refuge

But when Gathers gets home from basketball practice or games, he relishes the time he can spend with Rico Jr. and Bria. It's a comfortable refuge from the demands of college classes and basketball. Rico Jr. brings out Rico Sr.'s playful side.

"Whenever he sees his father he's ready to play," Gathers said. "He gives me this smile and starts crawling for me. I get on the floor and I start crawling toward him. We look at each other and he's smiling and I'm smiling. Then he tries to climb on top of me. It's one of those things you really cherish being a parent."

Gathers said his son was seven pounds, nine ounces and 20 1/2 inches long at birth. Rico Sr. was nine pounds, eight ounces and 23 inches long at birth, so he doesn't know if his son will grow as big as him. But he is a strong, healthy kid.

MEDIA CLIPPINGS

Gathers is leader at home, on court for Bears

"We took him to the doctor when he was around seven months, and the nurse weighed him and did the measurements and all were above average," Bria said. "The doctor thinks he's going to be like his dad. He might not be 6-8 and 275, but I think he's going to be a pretty big guy."

With the physique of a defensive end, people automatically think Gathers should be playing football. Gathers played football in junior high but decided to focus on basketball in high school as he became a two-time Louisiana player of the year.

But that never stopped high school coaches from trying to encourage him to play football. Gathers said Baylor coach Art Briles asked him if he'd wanted to play football toward the end of last spring.

"I was actually considering going out there," Gathers said. "I was flirting with him and he was flirting with me. But I had to really consider basketball was my main commitment coming to Baylor, so I definitely wasn't going to leave my brothers hanging to be selfish and do what I wanted to do."

"My brother didn't want me to play dual sports in high school, so I could imagine playing dual sports in college would be tough on the body and the mind," Gathers said. "Since I'm a new father now, I wouldn't be able to spend as much time with my son. That's one of the things I really value especially since the season's started."

But Gathers hasn't ruled out an NFL tryout if the opportunity ever arose. He believes he'd be much fresher than college football players coming into the pros since he hasn't incurred damage to his body.

"I look at the NFL as something that's going to be there," Gathers said. "Being that I am a basketball player, I didn't have to go through all the wear and tear as a football athlete. I didn't play high school football, I didn't play college football. If I said I wanted to play football today I would be going into the game fresh."

But Gathers is determined to keep improving his basketball skills to get a shot to play in the NBA. He believes his physical style of play would translate well to the NBA.

"I think I've got a shot at the NBA with what I bring to the table," Gathers said. "You don't see many guys in the NBA with my physique. Rebounding is always going to be a key essential ingredient to anybody's success especially if you're trying to win the championship. It's a real key thing in the game of basketball and I feel like I do it to the most elite level you can possibly do it."

While he's been a rebounding force since he stepped on campus at Baylor, he's developed his offensive game this season. Though he's still not a polished offensive player, he's added some more moves around the basket and has become a more efficient scorer.

Gathers is shooting 45.9 percent from the field and 61.3 percent from the free throw line.

"Rico has developed his skill level, he's better in the post and has improved his jump hook," Drew said. "He finishes against length around the rim, he knows when to score and when to kick it out. But you don't have to challenge Rico much. When

he steps on the floor, he's an animal. He knew he would have a great opportunity this year and has really seized it and has done a phenomenal job, and I'm excited about his progress."

With his all-out style of play, Gathers sets the tone for the Bears. Picked sixth in the Big 12, the No. 16 Bears have overachieved with their 23-8 overall record and 11-7 conference mark that earned them the fourth seed in the Big 12 tournament.

Leading by example

When the Baylor players see Gathers diving for loose balls and going after every rebound with gusto, they want to do the same.

"With Rico's effort, you'll never find another guy like that," Baylor guard Kenny Chery said. "He goes after every rebound like it's his last. When he's not on the floor, he's on the bench encouraging and pushing everybody else. That pushes you as a basketball player and makes you want to play hard for that person and the rest of the guys."

Gathers' busy schedule doesn't allow him much free time. But when he heard 92-year-old Petronella Furgeson suffered a stroke before watching Baylor's game against Iowa State on Jan. 14, he visited her in the hospital.

"I'm always down for meeting people with wisdom," Gathers said. "Being able to go sit with her and talk with her and hear some of her stories was real beneficial to me. You've got to cherish the elderly because you never know how long they're going to be here."

Juggling the demands of basketball, classes and raising a child hasn't been easy for a 21-year-old college athlete. But he embraces the responsibility and wants to let his family and teammates know they can count on him.

At the end of the day, he has his refuge with his wife and baby boy.

"He finds time for us and stays on his books and does what he has to do on the basketball court," Bria said. "He goes to school, practices and comes straight home. He gives the baby a bath. Rico Jr. likes dad to put him to sleep more than mom. He's got a certain touch with him."

MEDIA CLIPPINGS

Prince leads Baylor past West Virginia, into Big 12 semis

Waco Tribune-Herald

By: John Werner

March 13, 2015

KANSAS CITY, Mo. — Rico Gathers was one of many basketball fans who watched the San Antonio Spurs dissect the

Miami Heat with great teamwork to win last year's NBA championship.

The Baylor players have taken their cue from the Spurs' unselfish play.

"We model ourselves after the Spurs," Gathers said. "They play basketball like it's a musical out there. That's the type of players we like. When you have guys like that it's easy for your team to be successful."

That selfless attitude was on full display during the most critical moments of the No. 16 Bears' 80-70 win over No. 18 West Virginia in Thursday afternoon's Big 12 tournament quarterfinals at the Sprint Center.

The fourth-seeded Bears (24-8) advanced to Friday's 6 p.m. semifinals against top-seeded Kansas (25-7), a 64-59 winner over TCU on Thursday.

But it wasn't easy, as Baylor had trouble shaking off the fifth-seeded Mountaineers (23-9) who played inspired basketball after the Bears handed them a pair of lopsided losses during the regular season.

Taurean Prince led the Bears with 18 points, but his biggest play was one he almost botched. With the Bears clinging to a 67-66 lead, Prince stole the ball from Dexter Miles and hustled downcourt for what appeared to an easy layup.

But as Prince was driving to the basket, he lost his handle on the ball. He still had the presence of mind to grab the ball and fire a pass to Gathers who slammed home the dunk to give the Bears a 69-66 lead with 3:48 remaining.

"As I was going out of bounds, I whipped my head around and saw Rico coming down the middle and shot it to him," Prince said. "And he made a great play."

Gathers was impressed by how Prince still found him trailing on the play after he lost control of the ball.

"That was a heck of a play by T.P. and showed good vision," Gathers said. "I feel like he's savvy enough to make those type of plays, and he definitely showed that tonight. He threw it and I grabbed it, and the rest is history."

Beginning with Gathers' slam, the Bears were unstoppable as they finished the game with a 13-4 run.

Following Prince's steal, Lester Medford stole the ball and drove for a layup. West Virginia's Devin Williams tried to force a shot inside, but Gathers grabbed the rebound and drew a foul. He hit both free throws to push Baylor's lead to 73-66 with 2:22 remaining.

Jaysean Paige answered with a pair of free throws for the Mountaineers but the Bears nailed seven of eight free throws in the final two minutes to close out their third win over West Virginia this season.

With Royce O'Neale hitting nine of 10 free throws and Gathers sinking seven of 11, the Bears were 26 of 34 from the line. They shot 51 percent from the field and drained three of five 3-pointers in the second half after hitting just one of nine in the first half.

It was Baylor's school-record seventh win over a Top 25 team this season.

"It's tough beating anyone, let alone a team as good as West Virginia," Baylor coach Scott Drew said. "We're the best 3-point shooting team in the Big 12 and showed we could win in other ways. We outscored them in the paint, 40-20. Against Coach (Bob) Huggins' team, that's hard to do because they're a tough team."

With a strong second half, Gathers finished with 15 points and nine rebounds while O'Neale showed his versatility with 16 points, five rebounds and five assists. Medford scored 10 points, including eight in the first half, when he provided an early spark.

The Mountaineers played their best game this season against the Bears with senior guard Juwan Staten missing his fourth straight game with a knee injury and senior guard Gary Browne missing his third straight game with an ankle injury.

Paige took up some of the slack by nailing four 3-pointers and scoring 18 points while Williams collected 18 points and seven rebounds.

Despite facing West Virginia's pressure the entire game, the Bears committed just 10 turnovers, compared to 14 for the Mountaineers. The Bears won the boards, 31-28.

"We get a lot done from effort and enthusiasm, and we didn't get to the 50-50 balls," Huggins said. "We didn't rebound the ball the way we needed, and we didn't take care of the ball. They're very well coached – Scott does a good job making adjustments."

The Bears now need two more wins to capture their first Big 12 tournament championship after losing in the title game three times. But Baylor has to get past Kansas in the semifinals.

"We're real determined," Gathers said. "We want to be the first team in Baylor history to win the Big 12 championship, especially when you're this close. When all you need is two games, I know my teammates are going to go out there and lay it all on the line."

MEDIA CLIPPINGS

Baylor men let game slip away, fall to Kansas 62-52

Waco Tribune-Herald
 By: John Werner
 March 14, 2015

KANSAS CITY, Mo. — Baylor's dream of winning its first Big 12 tournament championship died in a haze of missed shots, turnovers and bad decisions.

No. 9 Kansas didn't play great basketball to beat the No. 16 Bears. But the Jayhawks didn't have to.

Shooting 32.8 percent and committing 17 turnovers, the Bears played one of their worst offensive games of the year as the Jayhawks hammered out an ugly 62-52 win before 18,972 fans in the semifinals Friday night at the Sprint Center.

The Bears started off shooting poorly and managed just 18 first-half points. Though they got hotter in the second half, it was anything but an offensive showcase.

"I just felt everybody is entitled to a bad shooting night," Baylor forward Rico Gathers said. "I guess tonight was one of those nights for us. If we would have made half of our shots that we took, we would have ended up winning the game."

The top-seeded Jayhawks (26-7) beat the fourth-seeded Bears (24-9) for the first time in the Big 12 tournament after losing in 2009 and 2012. Kansas will advance to Saturday's 5 p.m. championship game against the winner of Friday's late game between second-seeded Iowa State and third-seeded Oklahoma.

Though Kansas coach Bill Self was happy to win, he was surprised by all the missed shots. The Jayhawks shot 42.9 percent and hit only three of 12 3-pointers.

"There for a while I think we set basketball back," Self said. "I think we defended them well. Let's be real — they missed some open looks too, but that's part of it."

Despite the loss, the Bears will be eager to learn where they will be headed in the NCAA tournament when the 68-team field is unveiled Sunday at 5 p.m. Baylor is projected as a third or fourth regional seed.

"We're excited and we feel confident," Baylor guard Kenny Chery said. "The one thing I can say about this group of guys is we are going to keep fighting. We always believe."

Kansas fans turned the Sprint Center into Allen Fieldhouse East as the Jayhawks beat the Bears for the third time this season. But Baylor played much better in a 74-64 loss in Lawrence on Feb. 14.

Offense goes cold

The Bears' 52 points were their season low as they hit four of 22 3-pointers. Taurean Prince was particularly cold as he hit one of 11 shots and missed all seven 3-point attempts to finish with two points.

Baylor's poor shooting night came a day after it shot 51 percent in an 80-70 win over No. 18 West Virginia in the quarterfinals.

"Give credit to the defense, the intensity of the game, and playing on back to back nights in the best conference in the

country," Baylor coach Scott Drew said. "There is fatigue and it affects you physically and you see that in the shots and it also affects you mentally. You make some decisions and take some shots you probably wouldn't take if you were mentally sharp."

Chery led the Bears with 20 points while Gathers was their only other double-figure scorer with 11 points. Despite Gathers' 13 rebounds, the Jayhawks won the boards by a 39-35 margin.

Hitting seven of nine shots, Wayne Selden was Kansas' leading scorer with 20 points. After missing the last two games with a knee injury, Perry Ellis came back to score 11 points and grab six rebounds for the Jayhawks.

Shooting 20 percent and committing 10 turnovers, Baylor had no offensive rhythm in the first half. Kansas shot only 37.9 percent but still went into halftime with a 26-18 lead.

"You're going to see people have off shooting nights," Drew said. "But you've got to defend and rebound and give yourself a chance to be successful. The biggest disappointment was 17 turnovers. You can't win like that."

The Jayhawks quickly established their dominance early in the second half as they started with a 9-2 run to open up a 35-20 lead.

Selden scored on a layup, Ellis hit a turnaround jumper and Kelly Oubre nailed a shot. Lester Medford and Royce O'Neale both missed treys for the Bears. Medford finally broke the ice by driving for a basket but Selden penetrated inside, drew a foul and hit a free throw to give the Jayhawks a 15-point lead.

The Bears had one last rally left in them as they went on a 17-7 run to cut Kansas' lead to 39-35 with 11:12 remaining.

O'Neale started the stretch by scoring on a layup before Medford stole the ball and drove for a basket. With Johnathan Motley's putback and Prince's breakaway slam, the Bears cut the Jayhawks' lead to 35-28.

The Bears kept pushing as O'Neale scored on a drive and Chery nailed a trey to cut the Jayhawks' lead to four.

But that was as close as the Bears would get as the Jayhawks kept pounding the ball inside for baskets while drawing fouls and hitting free throws. Frank Mason scored on a pair of drives to finish off a 10-0 run to extend Kansas' lead to 51-36 with 5:08 remaining.

"Sometimes when it's not very artistic, people say you didn't play well," Self said. "If we wanted to play a pretty game with Baylor, they probably would have beaten us. So I think we did a good job of making it a game with no rhythm and I do think our guys find a way to win."

MEDIA CLIPPINGS

No. 16 Bears confidently await NCAA tournament fate

Waco Tribune-Herald

By: John Werner

March 15, 2015

There will be no drama or anxiety for Baylor when the NCAA tournament bids are announced Sunday afternoon, and that's just the way coach Scott Drew likes it.

The Bears know they'll be part of the 68-team field when the bracket is announced at 5 p.m. on CBS.

For the first time ever, the Bears will make the NCAA tournament in back-to-back seasons. All eight of their previous appearances have been in even-numbered seasons, including four under Drew in 2008, 2010, 2012 and 2014.

"The excitement comes from us becoming the first team to go to back-to-back tournaments," Baylor forward Rico Gathers said. "We're not just excited about making the tournament, we're trying to make a run. Hopefully we can get a three or four seed so we will have a better chance to make it to the Sweet 16 and the Elite Eight and hopefully the Final Four."

Ranked No. 16 in the Associated Press poll, the Bears (24-9) are projected as a four seed by most bracketologists. After opening the Big 12 tournament with an 80-70 win over No. 18 West Virginia on Thursday, the Bears dropped a 62-52 decision to No. 9 Kansas on Friday in the semifinals in Kansas City.

It's anybody's guess where the Bears will be sent in the NCAA tournament.

Regionals will be held in Louisville (Ky.), Pittsburgh (Pa.), Portland (Ore.) and Jacksonville (Fla.) Thursday and Saturday. Four other regionals will be held in Charlotte (N.C.), Columbus (Ohio), Omaha (Neb.) and Seattle (Wash.) Friday and Sunday.

The Sweet 16 and Elite Eight sites are in Houston, Cleveland, Los Angeles and Syracuse leading up to the Final Four in Indianapolis.

Drew believes his team is ready for whatever the NCAA tournament has to offer after going through the rigors of the Big 12, the nation's No. 1-rated conference. The Bears tied for fourth with West Virginia in the Big 12 regular season.

"If you look top to bottom, the Big 12 has been the best," Drew said. "The great thing is because of the work we've done all year long we've put ourselves in good position."

The Big 12 could get as many as seven teams in the NCAA tournament. Baylor, Kansas, Iowa State, Oklahoma and West Virginia are all Top 25 teams that are locks to make the tournament.

Oklahoma State (18-13) has struggled recently but its body of work should be enough to land a berth. Winning three of its last four games, Texas (20-13) might have played its way into the tournament.

The Bears hope they don't have another poor shooting night like they had against Kansas on Friday. Shooting 32.9 percent and committing 17 turnovers, the Bears scored a season-low 52 points.

Kenny Chery scored 20 points and Gathers hit 11 but nobody else on the team was in double figures. Taurean Prince, Baylor's leading scorer for the season, hit just one of 11 shots and missed all seven 3-point attempts to finish with two points.

"Kansas is a good defensive team," Chery said. "They were making shots and we weren't, but we were still fighting. We had some careless turnovers which they converted into points."

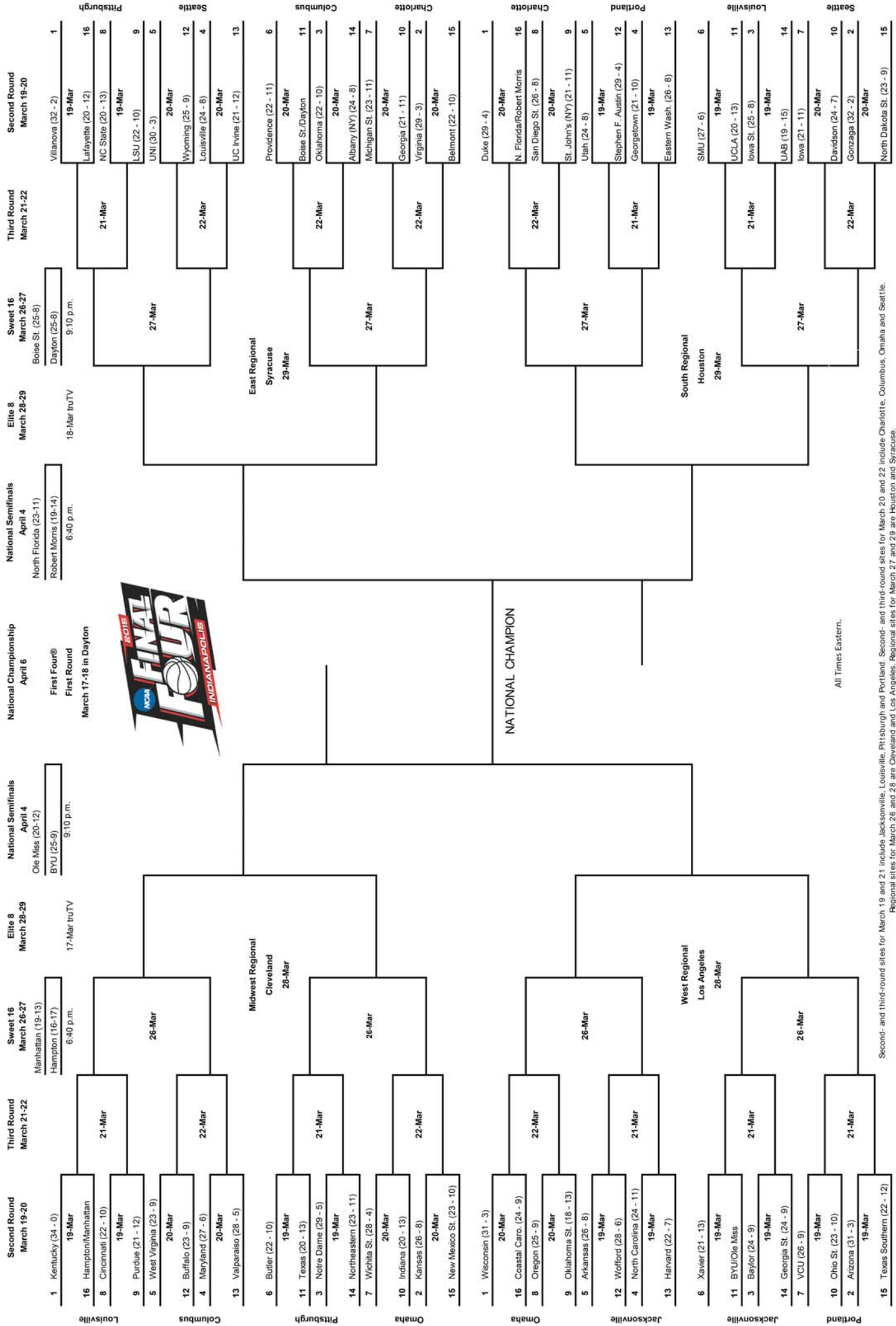
Since the Bears will be playing teams outside of the Big 12 in regionals, opposing defenses won't know them as well. But even if the Bears struggle through another poor shooting night, Drew is confident defense and superb rebounding will help keep them in games.

"You are going to see people have off shooting nights," Drew said. "But you've got to defend and rebound to give yourself a chance to be successful. No matter who any of us play, it will be somebody different. When you're not scouted for that third time, that should help."

Drew's teams have done well in the NCAA tournament as they made the Elite Eight in 2010 and 2012 and reached the Sweet 16 last year. Previous postseason success should give the Bears confidence that they can go deep in the tournament.

"We're trying to win a national championship and we're going to do a good job listening to our coaches and going over the Xs and Os and stuff like that to see where we can get better so we can make that happen," Gathers said.

2015 NCAA Division I Men's Basketball Championship



Second- and third-round sites for March 19 and 21 include Jacksonville, Louisville, Pittsburgh and Portland. Second- and third-round sites for March 20 and 22 include Charlotte, Columbus, Omaha and Seattle. Regional sites for March 26 and 28 are Cleveland and Los Angeles. Regional sites for March 27 and 29 are Houston and Syracuse.

© 2015 National Collegiate Athletic Association. No commercial use without the NCAA's written permission. The NCAA opposes all forms of sports wagering.

All Times Eastern.