

2015 BOSTON RED SOX MEDIA GUIDE



A black and white photograph of Dick Bresciani, an older man with glasses, wearing a light-colored button-down shirt and dark trousers. He is standing in a stadium with his arms crossed, looking towards the camera. The background shows rows of stadium seats with numbers like 12, 13, 14, 15, 16, 17, and 18 visible. The lighting is dramatic, with strong highlights and deep shadows.

Dick Bresciani

1938-2014

RICHARD LOUIS BRESCIANI
“BRESH”
BOSTON 1972-2014

The Red Sox Front Office lost one of its most loyal members Saturday, November 29, 2014 when Dick Bresciani passed away after battling leukemia. The long-time Vice President, who served the club for 42 years in a variety of Public Relations capacities, was 76. Known universally as “Bresh,” the native of Hopedale, Massachusetts was a member of the Red Sox Hall of Fame, the University of Massachusetts Athletic Hall of Fame, and the Cape Cod Baseball League Hall of Fame. In 1997, he received Major League Baseball’s highest honor in Public Relations, the Robert O. Fishel Award. He was instrumental in creating the Red Sox Hall of Fame, the Tony Conigliaro Award, and the unforgettable ceremonies associated with the 1999 All-Star Game. On January 22, 2015, the Red Sox announced that they would name the Press Box at Fenway Park in his memory.



Mayor Thomas M. Menino

1942-2014

On October 30, 2014, the Honorable Thomas M. Menino, the longest-serving mayor in the history of Boston, passed away after battling cancer. The Boston Red Sox joined all who mourned his loss and who celebrated his extraordinary life.

“The passing of Mayor Menino is a great loss for the City of Boston and for us personally. His passion for this city was legendary; his passion for the Red Sox extraordinary. We were fortunate to learn from his wisdom when we arrived in Boston over a decade ago. His support and leadership in the preservation of Fenway Park was critical in saving this ballpark. We will miss his spirit, and we will miss his friendship. - **Principal Owner John Henry**”

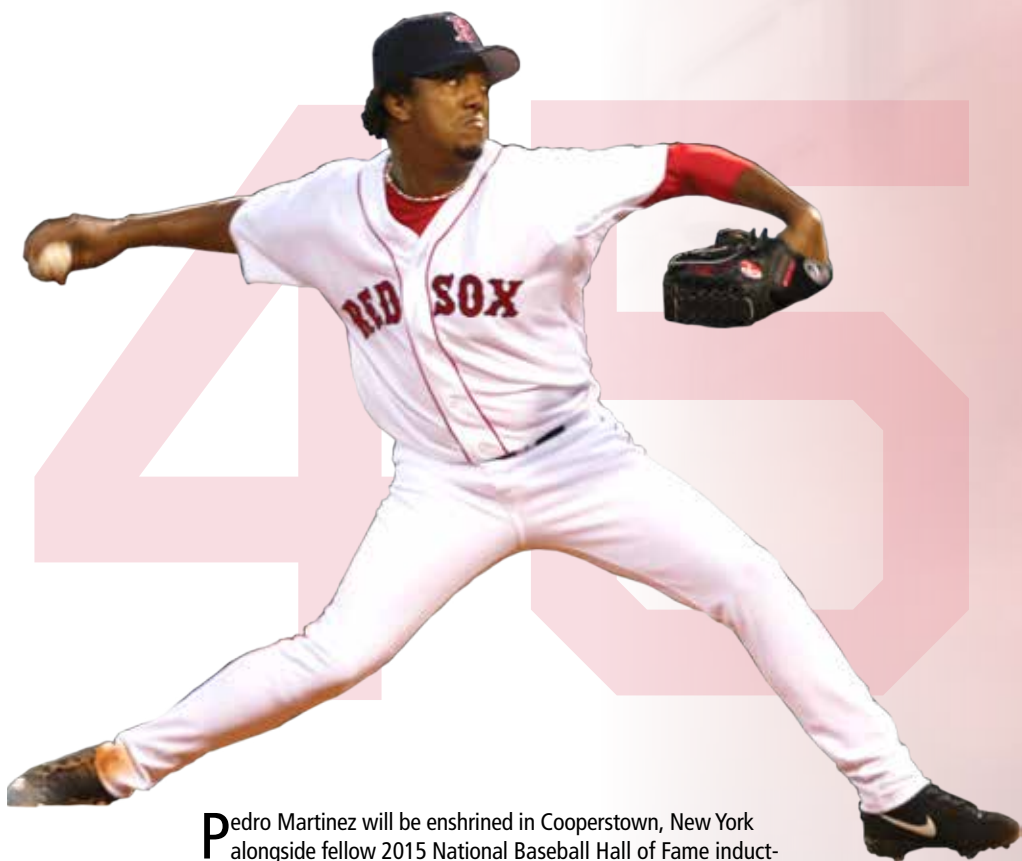
“Mayor Menino taught us that cities are neighborhoods, and nowhere was that felt more strongly over these 13 years than in our own backyard at Fenway Park. For all of our desires to preserve and protect this ballpark, I don't know that it could have happened without the impassioned leadership of Mayor Menino. We are grateful that he was with us to celebrate our championships, and to throw out the Ceremonial First Pitch when Fenway celebrated its 100th anniversary. It's hard to imagine a mayor who was more beloved. We are honored to have worked with him. - **Chairman Tom Werner**”

“Our city has lost a great mayor, the Red Sox have lost a knowledgeable and an extraordinarily passionate fan, and the preservation community has lost a great advocate. The preservation of Fenway Park was one of his greatest and proudest achievements. He cared deeply about the growth of this neighborhood and the protection of this ballpark. Personally, Mayor Menino was like a big brother to me. When I moved to Boston, he helped to make it my home. We have lost a good man, and I have lost a really good friend. - **President/CEO Larry Lucchino**”

PEDROMARTINEZ

2015 NATIONAL BASEBALL HALL OF FAME INDUCTEE

3-TIME CY YOUNG AWARD WINNER | 8-TIME ALL-STAR
5-TIME MLB ERA LEADER | 3-TIME AL STRIKEOUT LEADER
2004 WORLD SERIES CHAMPION | 1999 ALL-STAR GAME MVP
219-100 RECORD | 2.93 ERA | 3,154 STRIKEOUTS
2,827.1 INNINGS | 18-YEAR MAJOR LEAGUE CAREER



Pedro Martinez will be enshrined in Cooperstown, New York alongside fellow 2015 National Baseball Hall of Fame inductees Craig Biggio, Randy Johnson, and John Smoltz on Sunday, July 26. He will be honored at Fenway Park on Tuesday, July 28.

His Hall of Fame plaque will feature a Red Sox logo.

I am extremely proud to represent Boston and all of New England with my Hall of Fame career. I'm grateful to all of the teams for which I played, and especially fans, for making this amazing honor come true.

Received **91.1 percent** of the vote (500 of 549 ballots cast).

Led the major leagues in ERA five times, more than any other pitcher in history.

Has the **second-best winning percentage** in major league history (.687).

Owens the **second-best opponent batting average** all-time (.214).

In seven years with the Red Sox from 1998-2004, **was the MLB leader** in winning percentage (.760), ERA (2.52), opponent batting average (.206), and WHIP (0.98).

Is the **all-time Red Sox leader** in winning percentage, strikeout rate (11.0 SO/9.0 IP), and opponent batting average.

The Red Sox won four of his five postseason starts en route to the **2004 World Series title**, Boston's first championship since 1918.

Is the **Red Sox postseason leader** in career starts (tied, 11), wins (tied, 6), strikeouts (80), and innings pitched (79.1).

Was **the starter, winner, and Most Valuable Player** of the memorable 1999 All-Star Game at Fenway Park.

Was the **unanimous AL Cy Young Award winner** in back-to-back seasons – 1999 and 2000.

Won the AL pitching **Triple Crown** in 1999.

His 1.74 ERA in 2000 is the **best single-season mark** by an AL pitcher over the last 46 seasons (starting in 1969).

Join fellow right-handed pitcher Juan Marichal (inducted in 1983) as the only **natives of the Dominican Republic** in the National Baseball Hall of Fame.

2015 BOSTON RED SOX MEDIA GUIDE

4 YAWKEY WAY 📍 BOSTON, MA 02215

Administration: 617-226-6000 📞 Tickets and General Information 877-REDSOX9

Send Suggestions to: fanfeedback@redsox.com 📧 www.redsox.com

The Red Sox Organization

A New Day.....	5-10
Fenway Park Information and History.....	11-17
Red Sox in the Community.....	18-20
Front Office Directory.....	21-22

Red Sox Ownership And Club Executives

Principal Owner John W. Henry.....	24-25
Chairman Thomas C. Werner.....	26
President/CEO Larry Lucchino.....	27-28
Vice Chairmen David Ginsberg and Phillip H. Morse.....	29
Partners.....	30
Club Executives.....	31-44
The Red Sox Remember.....	45-46

2015 Red Sox

Manager John Farrell and Coaching Staff.....	48-59
Major League Personnel.....	60-62
Sports Medicine Service.....	63-66
Red Sox Players.....	68-297
2015 Red Sox Rosters.....	298-301
Pronunciation Guide.....	302

2014 In Review

Season Recap and Highlights.....	304-307
Batting, Pitching, and Fielding Statistics.....	308-311
Day-by-Day.....	312-313
Statistical Breakdowns.....	314-319
The Last Time the Sox.....	319
Transactions.....	320-321
Disabled List.....	321

Opponents

2014/All-Time vs. Opponents.....	324-341
----------------------------------	---------

History

History of the Boston Red Sox.....	344-352
Ownership History.....	353
Managerial History.....	354
All-Time Roster.....	355-364
Award Winners.....	365-368
Red Sox All-Stars/All-Star Game History.....	369-372
Red Sox Hall of Fame/Cooperstown.....	373-375
Retired Numbers.....	376-379

Records

Club Records.....	380-387
Batting Records.....	388-412
Pitching Records.....	413-426
Fielding Records.....	427-436

Red Sox In The Postseason

Overall Listing.....	438
Yearly Postseason Recaps.....	439-471
Postseason Records.....	472

Player Development

Player Development and Scouting Staffs.....	474-479
Minor League Coordinators and Consultants/Instructors.....	480-484
Red Sox 2014 Draft.....	485
2014 Minor League Leaders and Award Winners.....	486-487
Minor League Affiliates.....	488-512
Red Sox Minor League Players.....	513-556

Media Information

Media Relations Information.....	558-559
Red Sox on Television and Radio/Broadcaster Information.....	560-564
Spring Training/JetBlue Park at Fenway South.....	565-567
Miscellaneous Information.....	568-573

Individual Player Bios

Matt Barnes.....	68	Heath Hembree.....	134	Rick Porcello.....	223
Quintin Berry.....	70	Dalier Hinojosa.....	137	Humberto Quintero.....	227
Mookie Betts.....	74	Brock Holt.....	138	Hanley Ramirez.....	232
Jeff Bianchi.....	77	Brian Johnson.....	142	Noe Ramirez.....	239
Xander Bogaerts.....	80	Joe Kelly.....	144	Eduardo Rodriguez.....	241
Mitchell Boggs.....	84	Bryan LaHair.....	147	Robbie Ross Jr.....	243
Jackie Bradley Jr.....	88	Tommy Layne.....	151	Pablo Sandoval.....	246
Bryce Brentz.....	92	Deven Marrero.....	154	Travis Shaw.....	253
Craig Breslow.....	95	Justin Masterson.....	156	Matt Spring.....	255
Clay Buchholz.....	100	Wade Miley.....	157	Zeke Spruill.....	257
Rusney Castillo.....	107	Luke Montz.....	164	Blake Swihart.....	260
Garin Cecchini.....	109	Edward Mujica.....	167	Junichi Tazawa.....	262
Miguel Celestino.....	112	Mike Napoli.....	171	Koji Uehara.....	266
Keith Couch.....	114	Daniel Nava.....	179	Anthony Varvaro.....	273
Sean Coyle.....	116	Alexi Ogando.....	184	Christian Vazquez.....	276
Allen Craig.....	118	David Ortiz.....	189	Shane Victorino.....	279
Edwin Escobar.....	123	Henry Owens.....	205	Jemile Weeks.....	287
Dana Eveland.....	126	Felipe Paulino.....	208	Brandon Workman.....	291
Ryan Hanigan.....	129	Dustin Pedroia.....	211	Steven Wright.....	294

2015 Boston Red Sox Media Guide

Produced by the Red Sox Media Relations Department: Kevin Gregg, Jon Shestakofsky, Abby DeCiccio, Justin Long, and John Gouonde. **Additional Contributions:** Dick Bresciani, Zineb Curran, Pam Kenn, Zach Lawrence, Debbie Matson, Dan Rea III, Dr. Charles Steinberg, and Dan Ventresca. **Design:** Jamie Barker and Jai Giffin, Proventions Group. **Cover Design and Additional Design:** Marissa McClain. **Printing by:** Mass Printing and Forms. **Photography by:** Michael Ivins, Billie Weiss, Brian Babineau, Cindy Loo, Brita Meng-Outzen, Blearley Collection, and Getty Images. **Statistical Assistance:** Elias Sports Bureau (special thanks to Ken Hirdt and John Labombarda), STATS, Major League Baseball, Baseball-Reference.com, and David Vincent (SABR). Copyright Boston Red Sox, ©2015. All rights reserved.

A New Day

When the new Boston Red Sox ownership group successfully outbid competitors to purchase the club on December 20, 2001, Principal Owner John W. Henry called it “a new day.” After a 69-year stewardship of the Boston Red Sox and Fenway Park by Tom and Jean Yawkey and their trustees, a new chapter in this franchise’s compelling saga would begin. And what a chapter—what an era—it has been.

In the 13 seasons since Henry, Tom Werner, Larry Lucchino, and their partners purchased the Red Sox, Fenway Park, and 80 percent of the New England Sports Network (NESN) for an estimated \$660 million, plus \$40 million in assumed debt, Red Sox Nation has enjoyed an era in which the Red Sox saved Fenway, sold out more than 800 consecutive games, and won three World Series—after a legendary 86-year drought. What’s more, they created a philanthropic arm that has distributed more than \$75 million and that has established award-winning programs. The Red Sox Foundation has made the club the most charitable organization in Major League Baseball, the most charitable sports franchise in New England, and among the most charitable companies in the Commonwealth of Massachusetts. The people impacted will be the first to assert that it is a new day.

As they embark upon their 14th season together, one of the longest runs ever of a trio of leaders in baseball, the stewards of the franchise steadfastly adhere to the five commitments, the fundamental obligations of ownership, that they made at their first press conference, December 21, 2001.



Commitment #1: To Field A Team Worthy of The Fans’ Support

Committing to field a team worthy of the fans’ support, the leaders set out to construct a club that would make New England proud. Since they took over, the Red Sox have won three World Series and have reached postseason play seven times, including three straight years two separate times. Before this new era, the team had never reached the postseason three years in a row—and had not won a World Series since 1918.

After the 2003 club battled through Game 7 in a dramatic American League Championship Series, the 2004 club took drama to the highest level the game has ever known, becoming the first team in history to successfully come back from a three-games-to-none deficit in the battle for the pennant against the New York Yankees. Not only did the Red Sox win four straight in breathtaking fashion, they stunned the St. Louis Cardinals—and the baseball world—with a four-game sweep to win the World Series and end 86 years of excruciating frustration throughout New England and Red Sox Nation.

After reaching the postseason for the third straight year in 2005, they missed in 2006, but rebounded strongly in 2007, winning the division and again winning the pennant in dramatic style (down three-games-to-one before the comeback versus Cleveland), and then another World Series sweep—this time against Colorado, their second world championship in four years. The 2008 club, like the 2003 club, took the ALCS to a Game 7 before bowing to Tampa Bay. The 2009 club, like the 2005 club, reached the ALDS only to be swept, this time by the venefugal Los Angeles Angels of Anaheim, who had suffered ALDS defeats at the hands of the Red Sox three times—in 2004, 2007, and 2008.

The club failed to reach the postseason in 2010, then soared to lofty heights in 2011 before plummeting in a disastrous 7-20 September to miss postseason a second straight year. The 2012 club, at .500 until early August, wound up with only 69 wins, giving the Red Sox their first losing season under this ownership (and the first time in 15 years).

On the heels of the collapse in 2011 and the lack of improvement in 2012, the organization made a blockbuster trade August 25, 2012, then assembled new leaders on the field, acquired new talented players with postseason experience, and focused on the development of young talent in a bountiful farm system. The commitment to winning, unwavering, resulted in a display of drama impossible to have imagined. A team bound as tightly as a baseball demonstrated a resilience that matched its city in the most unusual of seasons. The players brought their own version of healing to the wounded, joy to those in need of a smile, and promise to those who needed to restore their faith. For Boston, the happy, hairy, passionate baseball players were easy to support—and they supported Boston right back.



The dream-like world championship season was contained in 2013, as the 2014 squad never quite gained its footing. With the season slipping away, the club made bold moves at the July trading deadline, trades designed to position the club well for 2015. The club was even more aggressive in the off-season, bringing back farm grad Hanley Ramirez, signing three-time World Champion Pablo Sandoval, and constructing a new rotation. Principal Owner John W. Henry gave clear direction when he said, “We play for championships.”

A New Day, Continued

Commitment #2: To Preserve All That's Good About Fenway Park and to Take That Experience to a Higher Level

The new owners' second commitment was to preserve all that was good about Fenway Park and to take that experience to a higher level. This ownership group was the only one among those vying to purchase the Red Sox that sought to save Fenway Park. With passion, ingenuity, and commitment—financial, intellectual, and physical—they have made improvements each year, adding space, seats, and amenities. The most major improvements took place in the first 10 years (through the 2010-2011 off-season), funded by their own investment of approximately \$285 million. They shortened lines, enhanced information access, and improved facilities for players and staff. They helped preserve and protect the neighborhoods around the park, from Kenmore Square through the Fenway to the Longwood medical area (home of world-renowned hospitals).

After their third season of improvements, Henry, Werner, and Lucchino committed on March 23, 2005 to remain long-term at Fenway Park. The news triggered gratitude, honors, and investment in a now-rejuvenated Boston neighborhood.

The results of the improvements have been dramatic. Some of the greatest hits:

2002:

- Adding 400 seats for Opening Day;
- Adding concession stands to decrease lengths of lines and time missed watching the game;
- Turning Yawkey Way into an outdoor concourse during games, decongesting cramped and crowded areas inside Gates A and D.

2003:

- Adding 269 seats atop the Green Monster;
- Adding 87 Home Plate Seats on the field and 133 more Dugout Seats;
- Opening the "Big Concourse" beneath the center-field bleachers and right-field grandstand with new concession stands, picnic tables, and badly-needed restrooms for men, women, and families. It changed the patterns of the Fenway Park experience, transforming the area inside Gates B and C from a stockyard of equipment to a vibrant part of a family outing.

2004:

- Creating the Right Field Roof seats, with pentagonal tables and standing room for 250.
- Creating the Third Base Concourse, adding concessions, restrooms, and space;
- Adding amenities for Dugout Seat patrons, such as the club now known as the Absolut Clubhouse.

2005:

- Installing a new field with a sand-based drainage system to reduce rainouts;
- Improving the home clubhouse, adding a large weight room, a room for hydrotherapy, a new coaches room, and a larger interview room.

RED SOX HOME ATTENDANCE, 2002-2014

2002.	2,650,063
2003.	2,724,162
2004.	2,837,304
2005.	2,847,888
2006.	2,930,588
2007.	2,971,025
2008.	3,048,248
2009.	3,062,699
2010.	3,046,444
2011.	3,054,001
2012.	3,043,003
2013.	2,833,333
2014.	2,956,089



2006:

- Creating the EMC Club and State Street Pavilion after shattering the thick glass that had separated fans in the .406 Club from the atmosphere, sounds, and aromas of the ballpark.

2007:

- Creating the Third Base Deck behind the Grandstand seats, adding more space and concessions, and further reducing waiting times in lines;
- Upgrading 26 Private Suites;
- Adding a new visitors batting cage behind the Third Base Concourse;
- Expanding and improving the sightlines and amenities of the Press Box.

2008:

- Adding more than 800 State Street Pavilion seats plus standing room areas down the baselines;
- Adding eight private suites to replace the temporary boxes installed for the 1999 All-Star Game;
- Creating the "Coca-Cola Corner," with 412 new seats, in left field;
- Installing new scoreboards on the EMC Level using light emitting diode (LED) technology to provide more game information.

2009:

- Repairing and waterproofing a large portion of the lower seating bowl;
- Improving wheelchair and companion seating locations and improving sightlines.

2010:

- Building restrooms for men and women on a Mezzanine area above Gate D;
- Adding a stairway on the lower Third Base Concourse connecting to Gate A;
- Upgrading utilities, infrastructure items, the visitors clubhouse, and grounds crew areas.

2011:

- Installing three new Diamond Vision™ High Definition video display and scoring systems;

2012:

- Constructing the Royal Rooters Club, home of the Nation's Archives.

2013:

- Created the Champions Club presented by Alex and Ani;
- Added new televisions to the Grandstand seating bowl;
- Renovated the Absolut Clubhouse;
- Added a new kitchen and additional restrooms in the Royal Rooters Club;
- Expanded the Diamond Vision LED panels on the EMC level fascia.

2014:

- Welcoming a new Commuter Rail Station connecting Framingham & Worcester with South Station that adds 40 reliable, scheduled stops at the Yawkey Station;
- Creating a new 511-foot path from the Yawkey Station to Fenway Park that has the eight large illuminated Red Sox Retired Numbers along the way;
- Refurbishing the Third Base Deck with a long bar, a video wall, and popular Tasty Burgers;
- Installing a new net behind home plate that improves the fans' view;
- Building a new venue for outings at Fenway Park, 'The Press Room' on the fifth floor media level;
- Installing drink rails and stools on the Budweiser Right Field Roof Deck;
- Offering new menu items, from turkey to crab cakes to new Portobello vegetarian sandwiches.

Improvements will be unveiled for 2015 as well, including greater WiFi service for all fans and a host of new features for children. As always, the maintenance and enhancement of the ballpark remains a commitment of this ownership group.

The Fan Experience: In addition to the physical changes, the club has added personal and ceremonial touches to the fan experience at Fenway Park. On September 5, 2002, the club introduced the Fenway Ambassadors, a proactive good will troupe that touches fans young and old with acts of kindness. The club also introduced a host of ceremonies to put the spotlight on ordinary fans and unsung heroes, from group leaders to Medical All-Stars, from Honorary Bat Kids to Most Valuable Teachers, and from Little Stars announcing players to little fans shouting "Play Ball!" to start the game. The club has introduced a "Father's Day Catch," a Mother's Day "Walk in the Park," days when "Kids Run the Bases" and when "Grandparents Walk the Bases." Families can trick or treat on Halloween, and celebrate Veterans Day, Thanksgiving, the holiday season, and Valentine's Day with a variety of events.

In 2012, the Red Sox offered an Open House, a free day to savor the park and stroll the concourses, with new plaques and displays celebrating the park's 100th Anniversary. More than 54,000 fans attended.

The club has also welcomed and honored its alumni, with nightly visits in a Legends Suite and at Autograph Alley,

A New Day, Continued

where former players sign free autographs, and with more elaborate tributes:

In 2002, the club celebrated the life of Ted Williams July 22 after the greatest hitter who ever lived passed away July 5. The next month, the club celebrated the 35th Anniversary of the 1967 "Impossible Dream" American League Champions.

In 2004, the club unveiled a statue outside Gate B of Ted Williams with a Jimmy Fund Kid.

In 2005, the club honored Carlton Fisk by naming the left-field pole, "Fisk's Pole," because of his legendary home run in Game 6 of the 1975 World Series.

In 2006, the club honored the 1946 and 1986 American League Champions, and on September 27, celebrated Johnny Pesky's 87th birthday by formally naming the right field foul pole "Pesky's Pole," making official that which had long been the established vernacular.

In 2007, the club again celebrated the 1967 club, this time with a season-long 40th Anniversary tribute.

In 2008, the club retired Pesky's No. 6.

In 2009, the club retired Jim Rice's No. 14, after the slugger's enshrinement in Cooperstown. The club also dedicated the center field flag pole to Dom DiMaggio, who learned of the honor during Spring Training but who passed away in May at the age of 92, before the July event.

In 2010, the club established a statue outside Gate B entitled 'Teammates' that depicts Ted Williams, Bobby Doerr, Johnny Pesky, and Dom DiMaggio.

And in a grand ceremony, the Red Sox in 2012 presented a season-long celebration of the 100th Anniversary of Fenway Park. On April 20, the exact date of the first game at Fenway Park (against New York), more than 200 former Red Sox returned to their field, wearing the jerseys of their youth, one by one, to the strains of "Field of Dreams," "The Natural," and John Williams' "Jurassic Park." Maestro Williams was on hand in person to conduct the Boston Pops in the debut of "Fanfare for Fenway," his gift to the club and to the park. A Guinness World Record (32,904) toasted the park. As her great-grandfather John F. Fitzgerald, the Mayor of Boston, had done 100 years before on the same date in the same place, Caroline Kennedy threw the Ceremonial First Pitch, together with Boston Mayor Thomas M. Menino and Thomas Fitzgerald, grandson of "Honey Fitz." The game would be the last ever attended together by Johnny Pesky and Bobby Doerr, who sat in the Legends Suite, watching the Boys of Summer that they were 70 years before.

In a year of civic celebration that included a May 24 Boston Pops tribute at Symphony Hall, the sentiment was saddened when the beloved Pesky passed away September 13. On September 25, the club presented a Celebration of Life at Fenway Park. The entire 2012 team and a host of beloved stars who came before, signed the Pesky Pole and added words of kindness in a memorable moment.

The season, which began with touching tributes to retiring legends Tim Wakefield and Jason Varitek, culminated with the return of the heroic 2004 World Champions, and the naming of the All-Fenway Park Team.

In 2013, the Red Sox played an unusual, unexpected role after the Boston Marathon Tragedy of April 15. At the team's next home game, Saturday, April 20, Boston's largest community convocation experienced a palpable sense of impassioned unity. The ceremony's final words came from an equally impassioned David Ortiz, whose spontaneous oratory will not be forgotten, though it may not necessarily be repeated word for word.

Throughout the season, the Red Sox welcomed heroes and wounded, families and friends, and attempted to provide communal comfort. It was an extraordinary demonstration of how a ballclub can interlock with the emotions of a strong, resilient community. Together, that passion took everyone back to the Finish Line of the Marathon on November 2, when Jonny Gomes and Jarrod Saltalamacchia placed the freshly-won World Series Trophy on the site. They countered tragedy with triumph.

As the season drew to a close, the club established a statue in honor of the great Carl Yastrzemski near the statues of Williams and the Teammates at Gate B. The hero of the "Impossible Dream" season of 1967 passed along his good karma to the 2013 left fielders, Jonny Gomes and Daniel Nava, and to Dustin Pedroia and John Farrell, all of whom represented the team at the Sunday morning ceremony before the last regular season home game in September.

In 2014, April 20 was a special day for the third straight year. This year, on the eve of Marathon Monday, ESPN televised Fenway's one-year tribute to so many of those who had been affected. Fans in the park, in the nation, and around the world marveled at the demonstration of strength that had made "Boston Strong" part of the national vocabulary.

The 2014 season ended with a pair of tributes. On the penultimate day of the season, the Red Sox and Red Sox Nation paid tribute to retiring Commissioner of Baseball Allan H. (Bud) Selig, showering him with in-person thanks from so many who represent the social responsibility of baseball that he embodied and enhanced better than any commissioner in the history of sport.

On the final day, the Red Sox and Red Sox Nation bade farewell to the one of the most respected players to ever play, longtime rival Derek Jeter. The day was a reminder of how baseball unifies cities and fosters the lessons of sportsmanship that we have enjoyed for over a hundred years. As one Yankees official lauded, "Today we were all one baseball family."



The Red Sox also began presenting popular music concerts in 2003, starting with Bruce Springsteen and the E Street Band. In 2004, Jimmy Buffett vowed to break the proverbial curse--and the club won the World Series weeks later. The complete list:

- **2003:** Bruce Springsteen and the E Street Band
- **2004:** Jimmy Buffett
- **2005:** The Rolling Stones with the Black-Eyed Peas opening
- **2006:** Dave Matthews Band with Sheryl Crow opening
- **2007:** The Police
- **2008:** Neil Diamond
- **2009:** Phish
Dave Matthews Band again, with Willie Nelson opening
Sir Paul McCartney
- **2010:** Aerosmith and J. Geils Band
- **2011:** New Kids On the Block and The Backstreet Boys
Dropkick Murphys with Mighty Mighty Bosstones
- **2012:** Roger Waters performing "The Wall"
Bruce Springsteen and the E Street Band's return engagement
- **2013:** Sir Paul McCartney's return engagement
Jason Aldean
Jay-Z and Justin Timberlake
- **2014:** Billy Joel
The Zac Brown Band
Tom Petty & the Heartbreakers
Jack White



Commitment #3: To Market Aggressively to a New, Broad Region

The third commitment was to market the club aggressively to a new, broad region. The club, blessed with fans throughout New England and around the world, has created Red Sox Road Trips, Red Sox Caravans, New England State Days, World Championship Trophy Tours, and such affinity programs as Red Sox Nation and Red Sox Kid Nation presented by Hood.

The club has worked closely with NESN, the booming New England voice that carries Red Sox games and programming, including behind-the-scenes shows such as the Emmy-Award-winning Red Sox Report.

After receiving World Series trophies in 2004, 2007, and 2013, the Red Sox have carried the grand symbols of faith rewarded to each of the 351 cities and towns in Massachusetts, to every state in New England, and to citizens of Red Sox Nation in New York, Los Angeles, Atlanta, Washington, D.C., Florida, and the Dominican Republic. Trophies visited Halifax, Nova Scotia, and the 2013 trophy, often accompanied by its two older siblings, is still in demand more than a year later.

Through the phenomenal combination of winning, improvements, and enhanced ambiance, fans have filled Fenway Park. Fans sold out the park 794 straight games, the longest streak in the history of baseball. (Because the new, attractive standing room areas are sometimes more appealing and more affordable than some of the quirky seats behind poles, the club does not wait until all seats are sold before putting standing room tickets on sale. During the streak, the number of standing room tickets sold always exceeded the number of remaining seats.) The streak started on May 15, 2003, and set a Major League Baseball record on September 8, 2008, when the 456th game broke the Cleveland Indians' mark. The Indians had broken the Orioles' mark set after the opening of Oriole Park at Camden Yards in Baltimore. The Fenway Park streak concluded with the sell-out on Opening Day of 2013.

With additional seats and standing room at Fenway Park, the club reached 2.7 million in attendance for the first time in 2003, hit 2.8 million for the first time in 2004, reached the 2.9 million mark in 2006 and 2007, and exceeded 3 million fans five straight years, starting 2008 through 2012. Attendance in 2014 was the 7th highest in the 114-year history of the franchise.

Commitment #4: To Be Active Participants in the Community

The leaders vowed to be active participants in the community, and they have taken that outreach to new levels. Immediately after completing the purchase of the club on February 27, 2002, they established the Red Sox Foundation, and committed to the Massachusetts Attorney General that they would infuse the foundation with at least \$20 million over the next ten years.

The Red Sox Foundation not only was infused with well over that total, it has already contributed more than \$75 million to organizations and the operation of its own award-winning programs. In 2010, it received Major League Baseball's first-ever Commissioner's Award for Philanthropic Excellence for its Red Sox Scholars program, which

A New Day, Continued

provides college scholarships and care for academically-talented, financially-challenged middle school students. It also received the 2009 Steve Patterson Award for Excellence in Sports Philanthropy from the Robert Wood Johnson Foundation and The Sports Philanthropy Project.

It has enhanced the legendary relationship between the Red Sox and the Jimmy Fund that celebrated its 60th Anniversary in 2013. The new ownership has intensified its support with a variety of initiatives. In 2002, the Red Sox established the Jimmy Fund Radiotelethon on WEEI and NESN. The annual fundraiser has generated more than \$37 million for research, treatment, and care at Dana Farber Cancer Institute. The foundation also became a title sponsor of the Pan-Mass Challenge, the cross-the-Commonwealth bike ride that has raised well over \$400 million, a stunning total. Patients visit the Red Sox at Spring Training, on the road, and at Fenway, thanks to the generosity of WEEI's John Dennis, philanthropists such as Art Kelly, and Red Sox Partner Mike Gordon.

The relationship started anecdotally in 1947, when Ted Williams would visit patients on his way to the park. The Red Sox adopted the Jimmy Fund as their official charity in 1953, to continue the tradition established by the Boston Braves, who moved to Milwaukee. The 2013 season featured a year-long tribute that included the creation of the Jimmy Fund Chorus. In 2014, a Jimmy Fund Gallery was dedicated, and the relationship was proclaimed in signage on the outside of the building on Brookline Avenue.

The club's enhanced community relations outreach has set records regarding appearances that foster player-fan interaction. The 2014 Red Sox made 468 appearances set up by the Red Sox, and former players made 237 more. These gestures, 705 in-person interactions, are in addition to many of the charitable efforts in which players engage independently. Additionally, the Red Sox donated items and experiences to help precisely 4,900 New England non-profits raise funds for their causes. The Red Sox Wives also consistently render services to the community via events that have generated record amounts of food for the hungry, funds to fight diseases, and awareness to help prevent the abuse of women.

To engage more children in the playing of the game, the Red Sox have long been active in Major League Baseball's RBI Program. In 2002, the new owners established an innovative program--the Boston Area Church League—with Mayor Thomas M. Menino, sponsors, civic leaders, and longtime civil rights activist Frank Jordan. Children play Saturday double headers with pastors as coaches, police as umpires, and district attorneys as volunteers. All enjoy a game at Fenway Park in September.

Also in 2002, the club established Red Sox Children's Retreats at the Ron Burton Training Village. The partnership was struck with the late Boston Patriots' football star, and continues with the efforts of his son, Ron, Jr., who arranges weekend respites in a bucolic Hubbardston (MA) camp for children not accustomed to grass and trees and fields. In 2003, the club instituted a tradition by using the dual nature of January 31—both Jackie Robinson's birthday and the eve of Black History Month—to provide an annual seminar that teaches children about the pioneering Hall of Famer who broke baseball's color barrier. The impactful initiative inspired Massachusetts Senator John Kerry and Representative Richard Neal to begin successful legislation in their respective Houses that resulted in Congress bestowing the Congressional Gold Medal to Robinson's family on March 2, 2005. In 2013, the club welcomed Jackie's son, David Robinson, who lives in Tanzania, and who taught two assemblies of Boston Middle Schoolers about the life of his father, the challenges he faced, and the obstacles he overcame. In 2014, the Red Sox traveled to Springfield and Holyoke to ensure that children knew who had helped pave the way for them to dream any dream. The practice continued in 2015, with Tommy Harper engaging Boston students and Congressman Neal celebrating the 10th anniversary of the remarkable tribute in the Capitol Rotunda originally inspired by national civic leader George Mitrovich.

Commitment #5: To End the Curse of the Bambino and Win World Championships for Boston, New England and Red Sox Nation

The commitment to end the proverbial "Curse of the Bambino" was fulfilled in 2004, their third season of ownership. Winning the 2007 World Series upheld the commitment to win multiple championships, and the 2013 World Championship gave them three in 10 years.

After an 86-year wait, it is A New Day, indeed.

And make no mistake—the thirst to win goes unquenched. The commitment to winning is unwavering. The organization is hungry for a fourth, to be shared, once again, with the passionate fans of Red Sox Nation.



Fenway Park

Major League Baseball's oldest and smallest ballpark, Fenway Park has been the home of the Boston Red Sox since April 20, 1912 when, after two days of rainouts, the park hosted its first regular season game, an 11-inning, 7-6 Boston win over the New York Highlanders in front of 27,000 fans.

In 103 seasons, venerable Fenway Park has been home to many of the greatest players in baseball history, including Hall of Famers Babe Ruth, Tris Speaker, Lefty Grove, Jimmie Foxx, Joe Cronin, Ted Williams, Bobby Doerr, Carl Yastrzemski, Carlton Fisk, and Jim Rice. The park has witnessed some of the most memorable moments in baseball history, highlighted, perhaps, by Fisk's 12th-inning home run to win Game 6 of the 1975 World Series, and the amazing comeback against the Yankees in Game 4 of the 2004 American League Championship Series.

Among the world's most famous sporting venues, Fenway Park is best known for the 37-foot high, 231-foot long "Green Monster" left-field wall, which looms only 310 feet from home plate. Equally enticing to hitters is "Pesky's Pole," the right-field foul pole named for Red Sox great Johnny Pesky, which stands only 302 feet from home plate.

Nestled into the Fenway Park neighborhood of Boston, the park was largely rebuilt for the 1934 season after a five-alarm fire destroyed construction underway by new owner Tom Yawkey. Fenway Park has undergone a series of improvements since the Henry-Werner Group purchased the team in 2002.

The astounding popularity of the ballpark and the team enabled the Red Sox to sell out 793 consecutive games from 2003-13, the longest recorded regular-season sellout streak in U.S. professional sports history. Hundreds of thousands of fans from all over the globe visit Fenway Park year-round. Tours of the ballpark, conducted in English, Spanish, and Japanese, are available daily.

The following pages provide a detailed timeline of Fenway Park since 1912.

FENWAY FACTS

FENWAY FACTS

Constructed	1912
Rebuilt.....	1934
First Game	April 20, 1912
.....	Red Sox 7, Highlanders 6 (11 inn)
Seating Capacity (Night)	37,673
Seating Capacity (Day).....	37,221
EMC Club/State Street Level.....	5,151
Box Seats	13,650
Grandstand	11,929
Bleachers	6,472
Green Monster	269
Right Field Roof Deck	202

OUTFIELD DIMENSIONS

Left Field.....	310 feet
Left-Center Field	379 feet
Center Field.....	390 feet
Deep Center Field	420 feet
Deep Right Field	380 feet
Right Field	302 feet

HEIGHT OF OUTFIELD WALLS

Left Field.....	37 feet
Center Field.....	17 feet
Bullpens	5 feet
Right Field	3-5 feet

LENGTH OF LEFT FIELD WALL

231 feet (228 feet in fair territory)



Fenway Park History: 1912-1941

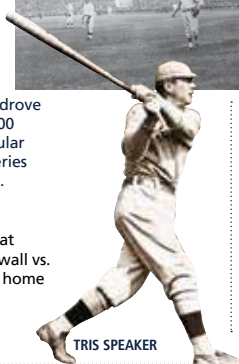
RED SOX BASEBALL AT FENWAY

4.20.1912

Following an April 9 exhibition victory over Harvard and a pair of rainouts, the Red Sox won the first official game at Fenway, beating the New York Highlanders (who'd later become the Yankees) 7-6 in 11 innings. Tris Speaker drove home the game winner in front of 27,000 fans. The Red Sox go on to win 105 regular season games and capture the World Series during their first season at Fenway Park.

4.26.1912

1B Hugh Bradley hit the first home run at Fenway and the first over the left field wall vs. Philadelphia. It was the second and last home run of his Major League career.



TRIS SPEAKER

9.11.1918

The Red Sox clinched the 1918 World Series with a 2-1, Game Six victory over the Chicago Cubs. This was the last championship-clinching victory won by the Red Sox at Fenway Park until Game 6 of the 2013 Series.

6.12.1916

RHP George Foster threw the first no-hitter by a Red Sox pitcher at Fenway Park, leading the Red Sox to a 2-0 win over the New York Yankees. Fenway Park's first no-hitter was thrown by the Boston Braves' George Davis in a 7-0 victory over Philadelphia on September 9, 1914.

1912

OTHER FENWAY EVENTS

11.28.1912

Boston Latin defeated Boston English 7-6 in Fenway Park's first high school football game. Two days later, Oak Park (IL) High School beat Everett (MA) High School 32-12 in the National High School Championship Game. Over the next few decades, several high school football games were played at the park.

10.31.1914


Boston College and Norwich University competed in Fenway Park's first college football game with BC winning 28-6. The Eagles used the park as a frequent home venue through the 1950s.

BOSTON UNIVERSITY
AT FENWAY PARK



5.23.1915

In memory of American military members killed in the Spanish-American War, a memorial service was held at Fenway Park with 15,000 in attendance. A memorial service was regularly held at the park over the next few decades.



1914

1918

FENWAY PARK CONSTRUCTION

6.24.1911

Representing his family, John Taylor announced their intention to build Fenway Park. Prior to the 1912 season, the Red Sox played their home games at the Huntington Avenue Grounds, now part of the campus of Northeastern University.

FENWAY PARK 1912



9.24.1911

The groundbreaking occurred for the new ballpark.

5.8.1926

In the first Fenway Park fire, the bleachers along the left-field foul line burned down and were not replaced, giving fielders the chance to snare foul flies behind the third base grandstand.


1918

7.3.1932

The Sox were hammered by the Yankees 13-2 in the first Sunday game at Fenway Park. Sunday baseball was approved in Boston three years earlier, but not at Fenway due to its proximity to a church. The Sox played their Sunday games at Braves Field on Commonwealth Avenue until the law was changed. They actually played the first Boston Sunday game, a 7-3 loss to Philadelphia, at Braves Field, April 28, 1929 in front of 22,000 fans.



TED WILLIAMS



1932

11.14.25

Boston University played its first football game at Fenway Park, a 14-6 victory over Providence College. BU played occasional home games at Fenway Park through the mid-20th century.



FENWAY PARK 1934

1.5.1934

A five-alarm, four-hour blaze, the second Fenway Park fire, virtually destroyed the construction underway by new owner Thomas A. Yawkey to refurbish the park. Following the fire, construction began on a new left-field grandstand, the bleachers, and the new left field wall.

1936

A 23-foot tall screen was installed above the left field wall. The screen would remain until the Green Monster Seats were constructed in 2003.

9.22.1935

The largest crowd to ever see a game at Fenway Park – 47,627 – turned out for a doubleheader with the Yankees. Crowds of this size will never be equaled under Fenway Park's current dimensions. More stringent fire laws and league rules after World War II prohibited overcrowding that was permitted in the 1930's.

1940

Bullpens were constructed in front of the bleachers replacing the old bullpen areas in the outfield foul territory beyond the dugouts. Tom Yawkey replaced the right field pavilion section he built in 1934 with an extension of the grandstand, reducing the distance to the right field foul pole to 302 feet.

1934

1940

Fenway Park History: 1942-1978

RED SOX BASEBALL AT FENWAY

6.9.1946

Ted Williams hit a monumental 502-foot home run to right field off Detroit right-hander Fred Hutchinson. The ball landed on top of the straw hat of Joseph A. Boucher, a 56-year-old construction engineer from Albany, NY who was sitting in Section 42, Row 37, Seat 21. "The sun was right in our eyes," he said. "All we could do was duck. I'm glad I didn't stand up. They say it bounced a dozen rows higher, but after it hit my head, I was no longer interested." At that time the bleachers were actual bleachers and not individual seats.

1946

7.9.1946

The Red Sox hosted their first All-Star Game at Fenway Park, a 12-0 American League win. Eight Red Sox were on the All-Star team, but Ted Williams stole the show, going 4-for-4 with two homers, a walk, five RBI and four runs scored.

7.31.1961

Fenway Park was the site of the second All-Star Game played in 1961. The game ended in a 1-1 tie, called after nine innings and a 30-minute rain delay.

10.4.1948

The first playoff game in AL history took place at Fenway, and Cleveland rookie left-hander Gene Bearden beat the Red Sox 8-3. Shortstop-Manager Lou Boudreau led the Indians with two homers and two singles. The defeat prevented the only cross-town World Series in Boston history. Cleveland went on to beat the Boston Braves 4-2 in the World Series.

OTHER FENWAY EVENTS

11.4.1944

Just three days before being elected to an unprecedented fourth term in the Oval Office, President Franklin D. Roosevelt delivered the final speech of his political career at Fenway Park before more than 40,000 supporters. Republican presidential nominee Barry Goldwater and Democratic presidential candidate Eugene McCarthy also gave speeches at Fenway Park in 1964 and 1968, respectively.



7.29.1954

Fenway Park's first basketball game took place as the Harlem Globetrotters defeated the George Mikan United States All-Stars, 61-41.

1960

FENWAY PARK CONSTRUCTION

1947

Green paint replaced advertisements covering the left field wall. No more Calvert Owl ("Be wise"), Gem Blades ("Avoid 5 o'clock shadow"), Lifebuoy ("The Red Sox use it") and Vimms ("Get that Vimms feeling").

6.13.1947

The Red Sox defeated the White Sox 5-3 in Fenway Park's first night game. The Red Sox were the third-to-last of the 16 Major League clubs to do add lights to the playing field.

1947

6.26.1962

Red Sox RHP Earl Wilson no-hit the Los Angeles Angels in a 2-0 Boston win, becoming the first African-American to throw a no-hitter in the American League.



10.21.1975

The first AL World Series night game was played at Fenway Park, and it was a classic. The memorable Game 6, delayed three days by rain, lasted 4:01. The Red Sox tied the game at 6-6 in the last of the eighth on Bernie Carbo's three-run, pinch-hit homer with two outs, taking the win with Carlton Fisk's oft-replayed home run off Pat Darcy leading off the last of the 12th.



10.1.1967

On the final day of the regular season, the "Impossible Dream" Red Sox clinched the American League pennant with a 5-3 victory over Minnesota. The Red Sox would fall in seven games to the St. Louis Cardinals in the World Series.

1967

10.2.1978

After finishing the season with identical records, the Red Sox and New York Yankees played the second playoff game of its kind in American League history at Fenway Park. On the strength of Bucky Dent's three-run, 7th inning homer, the Yankees defeated the Red Sox 5-4 to capture the AL East Division crown.

4.29.1986

RHP Roger Clemens struck out a Major League, single-game record 20 batters in a 3-1 victory over the Seattle Mariners. Clemens earned AL MVP and Cy Young honors, leading the Red Sox to the 1986 World Series where they lost to the New York Mets in seven games.

7.13.1999

The Red Sox hosted their third All-Star Game, a 4-1 AL win. For the first time in history, the All-Star Game was a three-day event featuring a celebrity hitting contest, a Futures game and a home run derby.

9.8.1963

The AFL's Boston Patriots downed the Oakland Raiders, 20-14, kicking off a six-year stay at Fenway Park. The Boston Shamrocks, Boston Redskins and Boston Yanks also played professional football games at the park.



7.27-28.1973

The Newport-New England Jazz Festival brought Ray Charles, Stevie Wonder, B.B. King and many other famous musicians to play at Fenway Park.

7.8.1968

Legendary soccer player Pelé led his Santos FC team to a 7-1 victory over the Boston Beacons. Occasional soccer matches also took place at the park in the 1920s and 1930s.

1978

FENWAY PARK 1975



1976

Fenway Park's first message board in center field was part of a construction project that included a rebuilding of the left field wall as well as a new enclosed press box. Starting in 1976, National League scores were shown only on the new message board. They returned to the left field scoreboard in 2003.

1976

Fenway Park History: 1979-2014

RED SOX BASEBALL AT FENWAY

10.17.2004

With the Red Sox down to their last three outs in the 2004 ALCS, pinch-runner Dave Roberts stole second base off Yankees closer Mariano Rivera and set up a game-tying RBI by third baseman Bill Mueller. The game ended on a David Ortiz walk-off home run in the 12th inning.



4.11.2005

The defending champions received their World Series rings, one by one, on the field, prior to the home opener against the Yankees. Led by Johnny Pesky and Carl Yastrzemski, former players who had longed for such a day helped the active players raise the World Championship flag. James Taylor sang "America the Beautiful," the Boston Symphony and Boston Pops played "The Star-Spangled Banner," and wounded soldiers back from war presented the rings. Boston icons Bobby Orr, Bill Russell, Tedy Bruschi and Richard Seymour threw the Ceremonial First Pitches. And, in fitting style, the Red Sox beat the Yankees.

10.27.2004

86 years of heartache were erased with a 3-0 win in St. Louis, as the Red Sox completed a sweep of the 100th World Series for their first World Championship since 1918. Beginning at Fenway Park, a "rolling rally" parade was held three days later when the team returned to Boston.

9.21.2006

David Ortiz hit his 51st home run off Minnesota Twins pitcher Johan Santana to eclipse Jimmie Foxx's 67-year-old club record for homers in a season. He finished the season with 54 home runs.

OTHER FENWAY EVENTS

9.6-7.2003

Bruce Springsteen and the Street Band performed the first concerts at Fenway Park in three decades, beginning a series of concerts the park has held in recent years. Among those who have performed: Jimmy Buffett (2004); the Rolling Stones (2005); Dave Matthews Band and Sheryl Crow (2006); the Police (2007); Neil Diamond (2008); Dave Matthews Band and Phish, and Paul McCartney (2009); Aerosmith and J. Geils Band (2010); New Kids on the Block and Backstreet Boys; Dropkick Murphys and Mighty Mighty Bosstones (2011); Roger Waters and Bruce Springsteen (2012); Jay Z and Justin Timberlake, Jason Aldean, and Paul McCartney (2013); Billy Joel, Zac Brown Band, Jack White, and Tom Petty and the Heartbreakers (2014).

DAVE MATTHEWS BAND/SHERYL CROW



9.17.2008

More than 3,000 new citizens were sworn in as Fenway Park hosted its first naturalization ceremony. The park also hosted a naturalization ceremony in 2010, the largest such ceremony ever held.

2004

FENWAY PARK CONSTRUCTION

1982-1983

Private suites were built atop the left and right field stands.

1988-1989

The 600 Club, a glass-enclosed section of 606 stadium club seats, was added on the roof behind home plate. New broadcast booths and the press box were relocated on top of the 600 Club. In 2002, the club was renamed the .406 Club in honor of the late Ted Williams, who passed away earlier that year.

4.2002

Two rows of "dugout" seats debuted, along with a media interview room, players lounge and expanded family lounge. With these changes, a ten-year cycle of major, annual improvements to Fenway Park began.

1989

9.1.2007

Clay Buchholz became the first Red Sox rookie to ever pitch a no-hitter, blanking the Baltimore Orioles 10-0.

10.21.2007

The Red Sox defeated the Cleveland Indians 11-2 to capture their 12th American League pennant. It marks the first time that Boston has clinched a playoff series at Fenway Park since the 2004 Division Series versus Anaheim. The Red Sox went on to sweep the Colorado Rockies in the World Series, clinching their second championship in four years.

5.19.2008

Jon Lester threw the first no-hitter of 2008 in a 7-0 win vs. Kansas City. He became the fourth lefty ever to throw a no-hitter at Fenway Park.

4.19.2012

In perhaps the highest-attended event in Fenway Park history, the Red Sox welcomed nearly 55,000 fans to the storied ballpark for a free Open House on the eve of its official centennial.

4.20.2012

Over 200 Red Sox alumni returned to Fenway Park 100 years to the date of first Red Sox game at the ballpark. This reunion served as a major highlight of the season-long, 100th Anniversary celebration of Fenway Park. The Red Sox and Yankees battled it out in throwback uniforms, a reenactment of the franchise's Fenway opener in 1912.




4.20.2013

In an emotional day at Fenway Park and throughout the City of Boston, the Red Sox played their first home game following the tragic events at the Boston Marathon five days earlier. An emotional David Ortiz proclaimed during pre-game ceremonies that "This is our...city," and Daniel Nava hit a go-ahead homer in the bottom of the eighth inning, leading the Red Sox to a 4-3 victory over the Royals.

10.30.2013

Boston's 6-1 win over St. Louis in Game 6 secured the franchise's eighth World Series title, and third in ten years. It was the Red Sox' first clinching World Series win at Fenway Park since the 1918 team won it all 95 years prior.



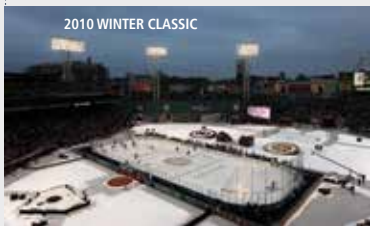
2007

1.1.2010

On New Year's Day, the NHL's Boston Bruins won the 2010 Winter Classic beating the Philadelphia Flyers in a 2-1 overtime victory.

7.21.2010

42 years after Fenway Park's last soccer match, Celtic F.C. beat Sporting Lisbon, 2-1.



7.25.2012

Soccer fans from around the world turned out for a pre-season friendly at Fenway Park between Liverpool F.C. and A.S. Roma, with Roma ultimately prevailing by a 2-1 score. Roma won again, 1-0, when Fenway Park hosted a rematch on July 23, 2014.

WINTER 2011-12

An ice rink once again topped the Fenway Park tundra during the early days of January. Several college and high school teams played at "Frozen Fenway," while open-public skating was also offered to Boston residents. "Frozen Fenway" returned two years later, during Winter 2013-14, with the addition of a 75-foot "Monster Sled" sitting in the shadow of the ballpark's famed left field wall.

2012

2003

Among many changes, Green Monster seats debuted above the left-field wall and Yawkey Way officially opened after a one-month trial the previous September. Construction projects in subsequent off-seasons have included the building of the Budweiser Roof Deck (2004), improvements to the clubhouse and the creation of Game On! (2005), the transformation of the .406 Club into the open-air EMC Club and State Street Pavilion (2006), the creation of a new Third Base Deck and renovations to the suite level (2007), the addition of 800 new State Street Pavilion seats, the addition of the Coca-Cola Corner in left field and the Bleacher Bar restaurant under the center-field bleachers (2008), the complete repair of the lower seating bowl (2009-2011), the installation of three new High Definition video display and scoring systems (2011), the debut of the Royal Rooters Club & Home of the Nation's Archives next to the Big Concourse (2012), and the Champions Club presented by Alex and Ani (2013).

3.25.2005

The Red Sox announced a long-term commitment to remain at Fenway Park, "America's Most Beloved Ballpark," and the oldest park in the Major Leagues. A comprehensive plan for a complete renovation was submitted to the City of Boston Landmarks Commission, the Massachusetts Historic Commission and the National Park Service.

2012

"Fenway Park: A Living Museum," a collection of 100 plaques, historical markers, and displays debuted throughout the ballpark in early 2012, as part of an effort to help educate guests about Fenway's wide-ranging history.

2015

The EMC and State Street levels on the left field side of the ballpark were extended to the foul pole, adding a new party suite and more reserved seating.

2010

Red Sox in the Community

A Cool Summer Turns Downright Icy

The 2014 season illustrated the vicissitudes of our game—from worst to first to worst. It also illustrated the bedrock consistency of the Red Sox organization in its unwavering efforts in the community. While the effective, award-winning programs continued, and while the generosity of the Red Sox Foundation passed the \$75 million mark, the summer of 2014 featured the impromptu international phenomenon, “The Ice Bucket Challenge.” And the roots of that sensation are in the grass of Fenway Park.

In 2007, big, strong, Boston College Eagle Pete Frates launched a home run over the fence and into the bullpen in the Baseball Beanpot. In Fort Myers, at BC’s annual Spring Training game against the Red Sox, he faced star pitcher Curt Schilling (who unapologetically struck him out). Then, when Frates was struck with amyotrophic lateral sclerosis (ALS, or Lou Gehrig’s disease), he nonetheless took the field at Boston writer Steve Buckley’s annual Old Time Base Ball game in Cambridge in August of 2012. There, Red Sox officials encouraged Frates to tell his compelling story in social media. And did he ever.

The Ice Bucket Challenge became a social media phenomenon, embraced by David Ortiz, the entire Red Sox team, all of Major League Baseball, as well as other sports, entertainers, and elected officials. Donations exceeded \$100 million. Awareness soared to unprecedented levels.

Victory has many fathers; defeat is an orphan. Pete Frates may not have been the only father of the phenomenon, but he certainly was one, and how honored we were that he was deluged among his beloved Red Sox at Fenway Park, and that the Commissioner of Baseball recognized him on that same field several months later. What a mark to leave on this game and this cause. Pete Frates has already contributed more in his life than so many who live twice as many years. Our best wishes continue to go to Peter Frates, his wife, Julie, and their newborn daughter, Lucy.

The Personal Touch

At Least 705 Times in 365 Days

The Ice Bucket Challenge was one big, wet, cold splash in the summer of 2014. Yet as always, the Red Sox’ Community Relations Department and the club’s philanthropic arm, the Red Sox Foundation, worked in harmony to help thousands of charities, to help run effective programs, and to help make dreams come true for the families of New England.

Red Sox players, coaches, and Manager John Farrell made 468 appearances set up by the club. And that doesn’t even include the ones the players made on their own. Or the 237 made by Red Sox alumni.

The Red Sox Community Relations Department personally helped 4,900 accredited non-profits raise funds and raise awareness of their worthy causes.

Make-A-Wish children experienced far-fetched dreams come true as they stepped on the field, sat in the dugout, and met the kind heroes they had only admired from afar.

More than 37,000 people who would not have had the opportunity to experience a Red Sox game received tickets from the club, from players, from sponsors, or from Commissioner Allan H. (Bud) Selig. That’s more than a full house at Fenway Park.

Led by the powerful generosity of Principal Owner John W. Henry, Chairman Tom Werner, President/CEO Larry Lucchino, and each of their partners, the Red Sox Foundation (which they created in 2002) has committed more than \$75 million. These efforts have made the Red Sox the most charitable organization in Major League Baseball, the most charitable sports franchise in New England.

After bringing on MLB Roberto Clemente Award Winner Tim Wakefield as its Honorary Chairman in 2013, the foundation benefitted in 2014 from the knuckleballer’s “home run” --a first-ever summertime golf tournament to benefit the Red Sox Foundation. He also used his trademark pitch to raise funds when idealistic hitters took their swings against him in a “Knuckleballs to the Wall” competition at Fenway Park. “Wake” also shined the spotlight on the foundation’s major efforts by hosting Red Sox Foundation Game Night, a NESN telecast of a Spring Training game March 20 that was devoted to the good stories and the good deeds of the Red Sox Foundation.



The Red Sox front office took part in the ALS Ice Bucket challenge with help from the players and coaching staff.

The Red Sox and the Jimmy Fund Teammates for Life

The legendary partnership between the Red Sox and the Jimmy Fund that started officially in 1953 included a memorable Spring Training visit by a host of Jimmy Fund Kids, the dedication of the Red Sox Gallery at Dana-Farber Cancer Institute on May 29, and more than \$3 million raised in the Red Sox' 13th Annual Jimmy Fund Radiotelethon on WEEI and NESN.

No cause is more dear to the heart of the Red Sox than the fight against children's cancer. It was that way when Ted Williams would visit Dr. Farber's children on his way to Fenway in the 1940s, it is that way today, and it will remain that way until we have vanquished children's cancer, and all forms of cancer, once and for all.



Red Sox Scholars Education for Life



The Red Sox Scholars Program, presented by Beth Israel Deaconess Medical Center, enhanced 10 more lives of Boston middle schoolers, who learned that they would receive college scholarships of \$10,000, as well as mentoring and tutoring care. The program, created in 2003, received Major League Baseball's first-ever "Commissioner's Award for Philanthropic Excellence" in 2010. Since its inception, 240 academically talented, financially challenged Boston students have stepped onto the field at Fenway Park and felt the cheers of encouragement that we hope they will enjoy throughout their lives.

Beyond Boston, the Red Sox Foundation provides college scholarships of \$1,000 to nearly 100 graduating seniors in each of the other

five New England states. The funding comes from unique Red Sox Foundation license plates in each state.

Reviving Baseball in Inner Cities Play Ball for Life

RBI: On diamonds throughout Boston, more than 2,000 boys and girls aged 5 to 18 played baseball and softball in the Red Sox' RBI League. Reviving Baseball in Inner Cities, instituted by Major League Baseball, teaches baseball, sportsmanship, teamwork, and tolerance.

BOSTON AREA CHURCH LEAGUE: For the 13th straight year, the Red Sox helped nurture the Boston Area Church League, which the club created with former Boston Mayor Thomas M. Menino on August 8, 2002. Children play Saturday double headers with pastors as coaches, police as umpires, and district attorneys as volunteers. More than 600 children then enjoy a Red Sox game at Fenway Park, and relationships born on the ballfield translate into the neighborhoods.

RED SOX CHILDREN'S RETREATS: For the 12th straight year, the Red Sox helped operate Red Sox Children's Retreats at the Ron Burton Training Village in Hubbardston, Massachusetts. In a partnership announced December 13, 2002, shortly before the Boston Patriots' ailing football star passed away, his son and namesake, a longtime member of the Red Sox, brings children from neighborhoods long on asphalt and short on grass to weekends at the verdant camp created by this remarkable sports family. The children use the lure of sports to learn harmony, life skills, love, and fellowship.

LINDOS SUEÑOS: For the 11th straight year, the Red Sox also operated their Lindos Sueños Program, in which Boston teens play baseball, travel to the Dominican Republic to play with their teenaged counterparts, and engage with them each morning in community service. More than 100 Boston-area teens have participated. It is a remarkable experience to see how quickly socioeconomic backgrounds and different languages give way to unity through the language and heart of baseball.

USA-JAPAN BASEBALL EXCHANGE: The Red Sox Foundation hosted 12 Japanese children from Kyoto and Chiba for a 10-day visit, July 26-August 4. The 6th annual youth cultural exchange program is presented by Funai Electric. The children participated in baseball clinics at Harvard and Northeastern Universities, and were honored on the field at Fenway Park on August 1.

Red Sox in the Community, Continued

SOX TALKS: Red Sox uniformed staff teach baseball and life lessons four times during the summer in their “Sox Talks” program. In 2014, they visited Boston children at Billings Field in West Roxbury, Sartori Stadium in East Boston, Garvey Park in Dorchester, and Ryan Park in Charlestown.

PLAY and ALL KIDS CAN: Strength & Conditioning Coach Pat Sandora taught health and fitness at Fenway Park in the PLAY Campaign, and Assistant Hitting Coach Victor Rodriguez taught kids with physical disabilities in the Red Sox’ “All Kids Can” program, sponsored by CVS.

A BIG PARTNERSHIP WITH LITTLE LEAGUE: In honor of Little League’s 75th Anniversary, the Red Sox Foundation committed in March, 2014 to sponsor each of the 200 leagues in Massachusetts, in partnership with HP Hood.

The Red Sox and Dimock Simply Saving Lives

In the heart of the city, at the soul of its core, sits an institution that tackles the toughest issues. A caring lifeline for those who need it most, the Dimock Center provides health care, shelter, and security. The Red Sox Foundation has, for all 13 years, supported Dimock—its programs and services that include pediatric aids initiatives, after-school programs, behavioral health support, and GED preparation. John W. Henry and General Manager Ben Cherington—together with more than 170 baseball operations staff members—have been hands-on supporters at this Roxbury institution.

The Red Sox and Home Base A Welcome Touch of Home

Following their World Series victories in 2004, 2007, and 2013, the Red Sox were honored at the White House. After each ceremony, the team visited soldiers and sailors at Walter Reed Army Medical Center and associated hospitals. After the second visit, Tom Werner, Chairman of the Red Sox and of the Red Sox Foundation, was inspired to spearhead a deeper, long-term commitment.

The Home Base Program is a partnership with Massachusetts General Hospital and Departments of Defense and Veteran Affairs that has provided treatment for post-traumatic stress and traumatic brain injury—the invisible wounds of war—to more than 1,000 New England veterans and their families.

Through the annual Run to Home Base, the foundation has already raised more than \$11 million. The 9K run (and 3-mile walk) ends with a touch of home. It is a most welcome home run.

Beyond these areas that emphasize health, education, recreation, social issues, and treatment for our veterans, the Red Sox and the Red Sox Foundation engage in myriad partnerships. They are joined by the Red Sox Wives, who donate their time generously, and they are complemented by the players’ own programs.

Many players have established foundations, including Yale graduate Craig Breslow, whose extraordinary efforts to fight childhood cancer with his Strike 3 Foundation inspired the Red Sox to nominate him for Major League Baseball’s Roberto Clemente Award in 2013 for the second straight year.



Boston Red Sox Front Office Directory

Principal Owner	John W. Henry
Chairman	Thomas C. Werner
President/Chief Executive Officer	Larry Lucchino

Executive/Front Office

Executive Vice President/Chief Operating Officer	Sam Kennedy
Executive Vice President/Business Affairs	Jonathan Gilula
Executive Vice President & Senior Advisor to the President/CEO	Dr. Charles Steinberg
Executive Vice President/Corporate Strategy & General Counsel	Ed Weiss
Financial Advisor to the President/CEO	Jeff White
Senior Advisor/Baseball Projects	Jeremy Kapstein
Senior Advisor/Strategic Planning	Michael Porter
Vice President/Business Development	Tim Zue
Vice President/Corporate Strategy and Special Counsel	David Beeston
Senior Business Development Manager	Kurt Zwald
Red Sox Rewards Coordinator	Anne Marie Rowe
Special Assistant to the Principal Owner	Sylvia Moon
Special Assistant to the President/CEO	Dan Rea III
Special Assistant to EVP/COO	Stephen Kelley
Executive Assistant to the President/CEO	Fay Scheer
Executive Assistants	Caitlin O'Reilly, Barbara Bianucci, Jackie Dempsey, Claire Durant, Caitlin Sullivan
Executive Personal Assistant	Brienne Hart

Baseball Operations

Executive Vice President/General Manager	Ben Cherington
Senior Vice President/Assistant General Manager	Mike Hazen
Senior Vice President/Assistant General Manager	Brian O'Halloran
Senior Vice President/Player Personnel	Allard Baird
Vice President/Baseball Administration	Raquel Ferreira
Vice President/Amateur & International Scouting	Amiel Sawdaye
Special Assistants to the General Manager	Pedro Martinez, Jason Varitek
Traveling Secretary	Jack McCormick
Senior Advisor, Baseball Operations	Bill James
Director, Major League Operations	Zack Scott
Senior Baseball Analyst	Tom Tippett
Assistant Director, Major League Operations	Mike Murov
Coordinator, Baseball Operations	Mike Regan
Baseball Operations Analysts	Greg Rybarczyk, Joe McDonald
Coordinator, Baseball Systems Development	Shawn O'Rourke
Executive Assistant, Baseball Operations	Erin Cox
Director, Sports Medicine Services	Dan Dyrek
Medical Director/Head Team Internist	Dr. Larry Ronan
Director, Behavioral Health Program	Dr. Richard Ginsburg
Head Team Orthopedist	Peter Asnis
Head Athletic Trainer	Rick Jameyson
Assistant Athletic Trainer	Brad Pearson
Assistant Athletic Trainer	Masaki Takahashi
Physical Therapist	Ray Mattfeld
Strength and Conditioning Coach	Pat Sandora
Massage Therapists	Russell Nua, Shinichiro Uchikubo
Japanese Interpreter	Shigenari Matsumoto
Home Clubhouse Manager	Tom McLaughlin
Equipment Manager	Edward "Pookie" Jackson
Visiting Clubhouse Manager	Joe Cochran
Video Coordinator	Billy Broadbent
Clubhouse Assistants	John Coyne, Steve Murphy
Instructors	Jim Rice, Luis Tiant, Tim Wakefield

Minor League Operations

Director, Player Development	Ben Crockett
Assistant Director, Player Development	Brian Abraham
Assistant Director, Florida Baseball Operations	Ethan Faggett
Minor League Equipment Manager	Mike Stelmach
Player Development Consultants	Dick Berardino, Tony Cloninger, Dwight Evans, Tommy Harper, Frank Malzone, Carl Yastrzemski

Scouting

Director, Professional Scouting	Jared Porter
Director, Amateur Scouting	Michael Rikard
Director, International Scouting	Eddie Romero
Assistant Director, Professional and International Scouting	Gus Quattlebaum
Assistant Director, Player Personnel	Jared Banner
Assistant Director, Amateur Scouting	Steve Sanders
Assistant, Amateur and International Scouting	Justin Horowitz
Advanced Scouting Assistant	Harrison Slutsky
Special Assistant, Player Personnel	Eddie Bane
Special Assistant, Player Personnel	Mark Wasinger
Special Assignment Scout	Dave Klipstein
Special Assignment Scout	Steve Peck
Global Crosschecker	Paul Fryer
National Crosschecker	John Booher

Ballpark Operations

Vice President/Ballpark Operations	Pete Nesbit
Director of Security & Emergency Services	Charles Cellucci
Director of Facilities Management	Jonathan Lister
Director of Grounds	Dave Mellor
Director of Special Projects	Fred Olsen
Director of Fenway Park Tours	Marcita Thompson
Facilities Superintendent	Donnie Gardiner
Assistant Director of Grounds	Jason Griffith
Senior Manager of Security & Emergency Services	Mark Cacciatore
Director of Concessions and Merchandise Operations	Jon Dienstag
Senior Manager of Special Projects	Kathleen Harrington
Manager of Facilities Maintenance	Glen McGlinchey
Manager of Facilities Services & Planning	Chris Knight
Manager of Grounds	Derek Gauger
Grounds Staff	Jedidiah Saverse
Manager of Ballpark Operations	John Sodini
Ballpark Operations Coordinator	Mike Gunning
Asian Business Development Specialist	Mikio Yoshimura
Manager of Fenway Park Tours	Scott Towers
Group Tour Sales Coordinator	Sarah Farley
Facilities Maintenance Staff	Thomas Carey, Evan Lawler
Security Staff	Angel Santiago

Corporate Partnerships and Client Services

Senior Vice President/Corporate Partnerships	Troup Parkinson
Vice President/Client Services	Marcell Bhangoo
Assistant Director of Client Services	Erin Donovan
Senior Manager of Client Services	Sean Walsh
Senior Manager of Suite Services	Kim Cameron
Manager of Sponsor Services	Amanda Heglin
Client Services Specialist	Andrew Dennen
Client Services Coordinators	Adair Bender, Bailey Brodeur
Sponsor Services Coordinator	Olivia Whitney
Executive Assistant	Jeanne Bill

Fan Services and Entertainment

Vice President/Fan Services and Entertainment	Sarah McKenna
Director of Red Sox Productions	John Carter
Director of Fan Services and Entertainment	Stephanie Maneikis
Manager of Entertainment	Dan Lyons
Manager of Red Sox Productions, Creative	Tim Heintzelman
Specialist of Red Sox Productions, Creative	Jason Gorden
Red Sox Productions Coordinators	Jen Gahan,
.....	Sam Crocker, Steve Roman, Luke Fraser
Fan Services Coordinators	Nina Gomez, Jovan Holland

Boston Red Sox Front Office Directory, Continued

Fenway Affairs

Senior Vice President/Fenway Affairs..... Larry Cancro
Senior Manager of Fenway Affairs Beth Krudys

Fenway Enterprises

Vice President/Fenway Enterprises Carrie Campbell
Senior Manager of Event Sales Taylor Grinnell
Event Sales Managers..... Kristyn Kerkorian, Haley McNearney
Mascot Program Manager Chris Bergstrom
Event Services Managers Megan Berninger, Kate Page
Event Services Coordinator Julio Jeune

Finance and Accounting

Senior Vice President/Chief Financial Officer Steve Fitch
Vice President/Controller..... Mark Solitro
Director of Finance..... Ryan Oremus
Senior Manager of Financial Planning and OperationsRyan Scafidi
Senior Manager of Payroll & AdministrationCathy Fahy
Manager of Financial Planning & Analysis Mark Sirota
Payroll Administrator..... Mauricio Rosas
Accounts Payable Tina Yong
Staff Accountant Rob Winter

Florida Business Operations

Senior Director of Florida Business OperationsKatie Haas
Manager of Florida Business Operations..... Brett Bodine
Coordinator of Florida Business Operations..... Brennan Whitley
Facilities CoordinatorJay Fandel

Human Resources and Administration

Senior Vice President/Human ResourcesAmy Waryas
Director of Human Resources.....Mike Danubio
Director of Benefits and Compensation Jean McGurl
Senior Manager of Human Resources Patty Vattes
Human Resources Specialist..... Sara Salam
Human Resources Operations Coordinator Bradley Hanovich
Receptionist Brenna Peterson
Office Coordinator Travis Patterson

Information Technology

Vice President/Information Technology Brian Shield
Director of Data Services.....Steve Conley
Director of IT Operations.....Randy George
Manager of Application Development..... Sheila MacDonald
Senior Project Manager..... Jason Lumsden
Manager of IT Operations Ryan Oreste
IT Network Manager..... Bill Bartlett
Senior Data Analyst..... Joe Caggiano
Senior Software Engineer..... Dan White
Software Engineer..... Michael Bottomley
IT Business Analyst..... Matthew Levin

Legal

Senior Vice President/Assistant General Counsel Jennifer Flynn
Senior Vice President/Special Counsel David Friedman
Vice President/Club Counsel..... Elaine Weddington
Senior Legal Counsel Michelle Gewandter
Director of Legal Operations Amanda Petrillo

Marketing

Senior Vice President/Marketing and Brand Development
..... Adam Grossman
Director of Broadcasting Colin Burch
Director of Marketing..... Brian Sullivan
Digital Content Manager Meghan Ryan
Graphic Designer Marissa McClain
Kids Marketing Manager..... Adam Whitfield
Marketing and Promotions Coordinator..... Steve Oliveira
Marketing and Broadcasting Assistant..... Zach Markell
Social Media AssistantKelsey Doherty

Media Relations

Director of Corporate Communications.....Zineb Curran
Director of Media RelationsKevin Gregg
Manager of Media Relations & Baseball Information
..... Jon Shestakofsky
Manager of Media Relations..... Abby DeCiccio
Media Relations Coordinator..... Justin Long
Media Relations Assistant..... John Gonoude

Group and Premium Sales

Vice President/Ticket SalesWilliam Droste
Senior Manager of Premium Sales and Services..... Brendan Hankard
Manager of Group Sales Carl Grider
Senior Account Executive, Premium Sales..... Allison Buccci
Account Executive, Premium Sales..... Kyle Raynor
Account Executive, Premium Season Ticket Sales..... Daniel Picano
Premium Sales Service Coordinators..... Casey Devane, Marc Llantó
Group Sales, Special Events Coordinator..... Travis Pollio
Group Sales Representatives..... Jessica Dudek,
..... Matthew Labossiere, Matt Tieri

Red Sox Sales Academy

Manager of Red Sox Sales Academy David Baggs
Inside Sales Representatives Eric Finley Mac Jacobson,
..... Eli Kaufman, Kelsey Koswick, Tiffany Philyaw, Evan Pursley,
..... Scott Sewall, Rachel Shor, Sunjae Song

Public Affairs

Senior Director of Public Affairs Pam Kenn
Director of Publications.....Debbie Mattson
Director of Community and Player Relations..... Sarah Narracci
Manager of Photography Mike Ivins
Staff Photographer..... Billie Weiss
Alumni & Player Relations Manager Sheri Rosenberg
Community Partnerships & Player Relations Specialist. Kathryn Quirk

Ticketing

Senior Vice President/Ticketing and Fenway Enterprises.....
..... Ron Bumgarner
Vice President/Ticketing Richard Beaton
Senior Director of Ticketing Naomi Calder
Assistant Director of Ticketing, Season Ticket Services ..Joe Matthews
Assistant Director of Ticket ServicesJenean Rombola
Senior Manager of Ticket Operations Abigail Passeri
Manager of Ticket Accounting and Administration.....Sean Carragher
Manager of Ticket Fulfillment and SystemsPeter Fahey
Manager of Season Ticket Services.....Benjamin Dorman
Manager of Ticketing AnalyticsJon Hay
Season Ticket Holder Account Executives Sarah Clark,
..... Mike Cometa, Cathy Garcia, Tarah Mahoney, Amanda Zanni
Ticket Service Associates William Fallon, Jamee Golub,
..... Jeanine Kalikow, David Karam, Elyse Matsumoto, William Ricci
Ticket Operations Assistant Lisa Lindsay

Red Sox Foundation

Honorary Chairman Tim Wakefield
Executive Director Gena Borson
Assistant Director of Operations & Programs..... Rico Mochizuki
Assistant Director of Marketing & DevelopmentJustin Prettyman
Manager of Accounting..... Marisa Roncevech
Manager of Ron Burton Training Facility Ron Burton
Programs Specialist..... Tyler Petropoulos
Red Sox Foundation Coordinators..... Mick Blume, Michael O'Connor

Fenway Sports Group, LLC

John W. Henry Principal Owner
 Thomas C. Werner Chairman
 Michael Gordon President
 Ed Weiss Executive Vice President/Corporate Strategy & General Counsel
 Senator George Mitchell Senior Advisor

Owners

Theodore Alfond	David Ginsberg	Henry McCance	Frank Resnek
William Alfond	John A. Kaneb	Phillip H. Morse	Martin Trust
Thomas R. DiBenedetto	Seth Klarman	Arthur E. Nicholas	Jeffrey Vinik
Michael Egan	Larry Lucchino	Bruce Rauner	Herb Wagner

FSG Properties

Boston Red Sox Larry Lucchino, President/CEO
 Fenway Sports Management Sam Kennedy, President
 Liverpool Football Club Ian Ayre, CEO
 New England Sports Network Sean McGrail, President/CEO
 Roush Fenway Racing Jack Roush, Co-Owner



**John W.
Henry**



**Thomas C.
Werner**



**Michael
Gordon**



**Ed
Weiss**



**Sen. George
Mitchell**



**Theodore
Alfond**



**William
Alfond**



**Thomas
DiBenedetto**



**Michael
Egan**



**David
Ginsberg**



**Seth
Klarman**



**Larry
Lucchino**



**Henry
McCance**



**Phillip H.
Morse**



**Arthur E.
Nicholas**



**Bruce
Rauner**



**Frank
Resnek**



**Martin
Trust**



**Jeffrey
Vinik**



**Herb
Wagner**

**Not Pictured:
John A. Kaneb**

Red Sox Ownership



John W. Henry, Principal Owner

John W. Henry, an avid baseball fan, often refers to baseball as an “affair of the heart.”

Known throughout the game as an involved and passionate owner, he believes the people of New England have always been and will always be the true owners of the Boston Red Sox. Mr. Henry views his role as a steward of New England’s beloved baseball team, charged with the responsibility on and off the field of ensuring the Red Sox continue to win World Championships while further enhancing the relationship between the community and the team.

Mr. Henry actively collaborates with Tom Werner and Larry Lucchino on a variety of aspects of the baseball experience.

“Larry Lucchino is my role model when it comes to baseball executives. His track record is impeccable. His commitment and passion for excellence on the field, creating fan-friendly environments, and setting standards for community involvement make our ownership of the Red Sox something I look forward to each day.

“Tom Werner and I are like brothers. We talk every day about ideas on how to improve everything from the New England Sports Network to the length of the grass on the field. We are blessed with an incredibly strong ownership group that loves the Red Sox.”

On December 20, 2001, the Boston Red Sox partners voted unanimously to sell 100 percent of the team’s interests to an investment group headed by Messrs. Henry and Werner. The major league clubs approved the ownership transfer from the Yawkey Trust and limited partners January 16, 2002. The sale closed February 27, 2002. World Series Championships in 2004, 2007, and 2013 have highlighted the stunning first 13 seasons for Mr. Henry and his partners.

The 2004 team captivated an adoring and faithful Red Sox Nation with the greatest comeback in baseball history, all the more satisfying after being heart-broken the previous year in Yankee Stadium when Aaron Boone ended a dramatic seven-game championship series to decide the pennant.

The club that never quit, even when down three games to none to the archrival Yankees, won four straight—in breathtaking fashion—to capture the pennant, then captured four more in a row to sweep the St. Louis Cardinals, giving the Red Sox their first world title since 1918 and sending millions into delirium. The achievement came less than one thousand days (973) after purchasing the club.

In 2005, the Red Sox reached the postseason for the third consecutive year, a first in the franchise’s rich 105-year history.

In 2007, Boston won its first American League East Division title since 1995 and posted an 11-3 postseason record to become the first two-time World Champion of the 21st century.

In 2008, the Red Sox returned to the playoffs for the fifth time over a six-year period. The team also drew three million fans for the first time at Fenway Park while setting a major league record for consecutive home sellouts.

The next year, the club reached the postseason--again for the third consecutive year--and sixth time in seven years. Boston notched its 500th consecutive sellout at Fenway Park on June 17 and finished the regular season with 550 straight sellouts, dating back to May 15, 2003. The club’s sellout streak reached 794 straight regular season games before ending during the 2013 season.

After a disappointing 2012 season that saw the Red Sox finish last in the American League, the 2013 team won the hearts of Red Sox fans everywhere with their personality, talent, and passion. The season culminated in an incredible third World Series championship in 10 years.

The Boston Red Sox have averaged 90 wins during Mr. Henry’s 13-year tenure, and their 1,169 total regular season victories in that span are the fourth-most among all 30 major league clubs. In addition, Boston’s three World Series Championships since 2004 are tied for the most in baseball with the San Francisco Giants.

Mr. Henry not only set out to win multiple World Series, but to make sure the Red Sox were active participants in the community. As a result, during his tenure, the club’s community relations department has set records in the number of appearances arranged for players in the community, and the amount of authentic memorabilia donated to non-profit organizations in New England to help them raise funds.

Immediately after taking ownership, Mr. Henry and his partners founded – and funded – the Red Sox Foundation. The Red Sox Foundation is the largest and one of the fastest growing team charities in Major League Baseball. Though a relative newcomer to the New England philanthropic community, it has won numerous awards for its imaginative outreach and impact, including the 2009 national award for “Best Sports Charity” from the Robert Wood Johnson Foundation and the Sports Philanthropy Project. In 2010 it was recognized by Major League Baseball with the inaugural “Commissioner’s Award for Philanthropic Excellence” for the Red Sox Scholars program, the Foundation’s educational cornerstone.

Supported through generous donations from Mr. Henry, along with Mr. Werner and their partners, as well as corporate sponsors and fans attending fundraising events, the Red Sox Foundation has quickly become a powerful philanthropic force in this community. Over the past 13 years, it has committed more than \$75 million to health, education, recreation, military, and social service programs primarily benefitting at-risk children and families.

With his passion and enthusiasm for baseball, Mr. Henry is accessible to the media and fans. He's often seen moving throughout ballparks in Spring Training and during the regular season. He sits in many areas of Fenway Park, from the Bleachers to the Green Monster Seats to the seats near the dugouts, and has greeted fans at the gate. That exposure and interaction helped inspire the improvements that have widened the concourses, reduced concession lines, and augmented the restrooms at Fenway Park.

"I love to listen to and interact with fans," Mr. Henry said. "Perhaps not every fan can identify with me, but I think I can identify with most of them because I've been a passionate baseball fan all my life. I know that even the best baseball team cannot win every night, but I want to make sure our fans win every night—that they enjoy as many aspects of our game, our tradition, and the Fenway experience as they can. If they don't, I want to know why and see what I can do to address their concerns immediately. It is the New England fans and their representative media that have created the romance, mystique, and passion that we all feel when the words 'Boston Red Sox' are spoken."

Mr. Henry has garnered a wealth of experience—and multiple championship rings—at three different levels in his 27 years (through 2014) in baseball at an ownership level. Prior to purchasing the Red Sox, he was chairman and sole owner of the Florida Marlins. He was also a limited partner of the New York Yankees, and was chairman and majority owner of the Tucson Toros of the Triple-A Pacific Coast League.

Mr. Henry also formed a co-ownership with Boca Raton, FL attorney Don Sider in the West Palm Beach Tropics of the Senior Professional Baseball League. The Tropics, managed by former Red Sox manager Dick Williams, posted a league-best 52-20 record in his one-year ownership, led by Hall of Famer Rollie Fingers and All-Stars Toby Harrah, Dave Kingman, Mickey Rivers, and Al Hrabosky.

For more than 33 years, Mr. Henry has served as chairman of John W. Henry & Company, Inc., which he founded in 1981. He has served on the Board of Directors of the Future Industry Association, National Association of Futures Trading Advisors and the Managed Futures Trade Association. He was elected to the Futures Industry Association's Hall of Fame as a recognized leader in alternative asset financial product innovation.

Mr. Henry is Principal Owner of Fenway Sports Group, formerly New England Sports Ventures (NESV). On October 15, 2010, Fenway Sports Group acquired 100% of Liverpool Football Club (LFC), one of the world's most historic sporting institutions. Fenway Sports Group owns a portfolio of companies that includes LFC, Boston Red Sox, New England Sports Network, Fenway Sports Management, and Roush Fenway Racing.

In October 2013, Mr. Henry purchased the Boston Globe, the Globe's websites and affiliated news businesses, and the Worcester Telegram & Gazette. With the purchase, Mr. Henry became the third owner in the history of the Boston Globe, which is the largest newspaper in New England. In January 2014, Mr. Henry became the ninth publisher of the Boston Globe.

In early 2002, he purchased a home in Boston. Born in Quincy, IL, John spent most of his childhood in Forrest City, AR, where his parents owned a farm. He was a dyed-in-the-wool baseball fan growing up, listening to St. Louis Cardinals broadcaster Harry Caray on the radio. At age 9, he saw his first major league game at Sportsman's Park in St. Louis—the very city where he would see his own Boston Red Sox celebrate in triumph after completing the greatest comeback in baseball history.

RED SOX OWNERSHIP HISTORY

Charles W. Somers	1901-02
Henry J. Killilea	1903-04
John I. Taylor	1904-11
James R. McAleer	1912-13
Joseph J. Lannin	1913-16
Harry H. Frazee	1917-23
J.A. Robert Quinn	1923-33
Thomas A. Yawkey	1933-76
Jean R. Yawkey	1976-77
Jean R. Yawkey:	1978-80
Haywood Sullivan,	
Edward G. LeRoux Jr.	
Jean R. Yawkey Trust:	1981-86
Haywood C. Sullivan,	
Edward G. LeRoux Jr.	
Jean R. Yawkey Trust:	1987-93
Haywood Sullivan	
Jean R. Yawkey Trust	1994-2002
The Henry-Werner Group	2002-present

Ownership, Continued



Thomas C. Werner, Chairman

In the 13 seasons that Tom Werner has been Chairman of the Boston Red Sox, the club has won three World Series and just as importantly saved and renovated Fenway Park. Werner has also been instrumental in establishing and overseeing the Red Sox Foundation, widely recognized as one of the best in all of professional sports. To date, the Red Sox Foundation has committed more than \$75 million to benefit the people of New England.

Fenway Park, the first ballpark to ever celebrate its 100th anniversary, might not have reached that milestone in 2012 without the vision of Werner, who led the only potential ownership group that sought to save the shrine now regarded as "America's Most Beloved Ballpark." Later joined by Principal Owner John W. Henry and President/CEO Larry Lucchino, the leaders and their partners won the bid on December 20, 2001, and completed the purchase on February 27, 2002. On March 23, 2005, after the first three years of substantial annual improvements to the park, Henry, Werner, and Lucchino committed to Fenway Park for the long haul, an event that has inspired major investment in the rejuvenated neighborhood for which the ballpark is named.

Werner is especially proud of his role in creating the Home Base Program, a partnership between the Red Sox Foundation and Massachusetts General Hospital. The Home Base Program heals the invisible wounds of war by connecting Iraq and Afghanistan Veterans and their Families to World Class Care. Home Base has provided care and support for over 1,000 veterans, trained over 10,000 clinicians, and conducts research to treat, diagnose, and prevent post-traumatic stress disorder and traumatic brain injuries. Among private institutions, Home Base already serves the largest number of patients with Traumatic Brain Injury, Posttraumatic Stress Disorder, and the effects of Military Sexual Trauma, and has the most far-reaching clinical education and community outreach program in the nation. Because of his leadership with the foundation, Werner was honored with the United States Army's Outstanding Civilian Service Award on October 30, 2014.

The Red Sox Foundation is a major benefactor of the Jimmy Fund, whose legendary partnership with the Red Sox celebrated its 60th anniversary in 2013. Under the current ownership group, the club created the annual Red Sox/Jimmy Fund radio telethon on WEEI and NESN, which has raised over \$37 million since its inception, and launched title sponsorship of the Pan-Mass Challenge.

Beyond his 13 years with the Red Sox, Werner has been a respected baseball owner among his peers for 25 years. He entered Major League Baseball by leading the group that purchased the San Diego Padres in 1990.

His love of the Red Sox was kindled long before, however, when as a freshman at Harvard in the autumn of 1967, the New York native became enraptured in the Red Sox "Impossible Dream" journey to the World Series. He fell in love with the Red Sox--and with Fenway Park.

For his Visual Studies class at Harvard, he created a documentary showing the crescendo of Opening Day at Fenway Park, from the quiet, quaint park at rest to its vibrant, colorful climax. The project was an early milestone on his way to a phenomenally successful career that has included his enshrinement in the Television Academy Hall of Fame.

Embodying the values of integrity and quality, Werner and his partner, Marcy Carsey, have helped create such popular series as "The Cosby Show," "A Different World," "Roseanne," "Third Rock From the Sun," "Cybill," "Grace Under Fire," and "That '70s Show." Most recently, Werner has produced "Survivors Remorse," the critically acclaimed hit airing on the Starz network.

Before starting Carsey Werner, which is credited with almost 2,000 hours of quality television, the duo were working for ABC television when they discovered Robin Williams in a comedy club and launched his career in "Mork and Mindy." They also provided opportunities to such talents as Tom Hanks ("Bosom Buddies"), Billy Crystal ("Soap"), Danny Devito, and Tony Danza (both in "Taxi").

In addition to his membership in the Television Academy Hall of Fame, Werner (born April 12, 1950) received the Lifetime Achievement Award from the Producers Guild of America. His company has earned 24 Emmy Awards, 11 People's Choice Awards, and numerous Golden Globes, Humanitas Prizes, and Peabody Awards.

In 2000, Werner, Carsey, and their partner Caryn Mandabach joined forces with Geraldine Laybourne and Oprah Winfrey to start Oxygen, a 24-hour cable channel serving the modern woman. Acquired by NBC in late 2007, Oxygen is one of the fastest-growing cable networks ever, now in almost 65 million homes.

Since 2001, when Werner and his partners purchased the Red Sox, Fenway Park, and 80% of the New England Sports Network, NESN has more than doubled the amount of original programming that it airs, and it now telecasts nearly 300 live events.

In addition to his role with NESN, Werner was also appointed to the board of the MLB Network, which debuted in 2009. A longtime active contributor to Major League Baseball, he has been a member of the Executive Council and was a leader in the establishment of the Wild Card, of which the 2004 club was an historic beneficiary.

Werner also serves on Major League Baseball's Business and Media Board and the Competition Committee Board.

In January, 2013, for his leadership and dedication to the game, Werner received the Dave Winfield Humanitarian Award from the Professional Baseball Scouts Foundation at the organization's annual "In the Spirit of the Game" Sports and Entertainment Spectacular.

Werner spends much of the year in Boston, where he has a residence. He has served on many boards, including the White House Fellows Commission and the Ron Brown Scholar Program. He currently serves on the Crossroads School Board and the Board for After School All Stars, a program helping more than 92,000 at-risk youth engage in after school activities.



Larry Lucchino, President/CEO

Larry Lucchino was named President/CEO of the Red Sox at the closing of the purchase of the team in February 2002. Previously President/CEO of the Baltimore Orioles (1988-93) and the San Diego Padres (1995-01), Lucchino is a veteran of 36 years in Major League Baseball. With the Red Sox, Lucchino manages the franchise on a day-to-day basis with the active involvement of, and in collaboration with, Principal Owner John W. Henry and Chairman Tom Werner.

He has won rings with each franchise. The Orioles won the 1983 World Series, the Padres won the 1998 National League Pennant, and the Red Sox won the 2004, 2007, and 2013 World Series. The historic victory in 2004 ended Boston's 86-year championship drought.

In his 26 full seasons as a President/CEO, his clubs have a winning record of 2,132-1,899 (.529), have reached post-season play nine times, have won four pennants, and three World Series. In those 26 seasons, attendance has improved over the previous year 17 times and the franchises have set club attendance records 13 times, including an eight-year stretch with the Red Sox, topping three million for the first time in Red Sox history in 2008, and again surpassing three million in 2009, 2010, 2011, and 2012.

Lucchino is the first President/CEO to win pennants for two different franchises - let alone in two different leagues - since Hall of Fame executive Larry MacPhail more than 50 years ago with the Brooklyn Dodgers (1941) and the New York Yankees (1947). They are the only two to have done so. (Al Rosen won pennants as President/CEO of the Yankees in 1978 and as President of the San Francisco Giants in 1989, but Bob Lurie was the Giants' CEO. Dave Dombrowski won pennants as GM of the Florida Marlins in 1997 and as President/GM of the Detroit Tigers in 2006 and 2012.)

In addition to running championship franchises and setting attendance marks, Lucchino has earned a legacy for creating ballparks that have transformed the fan experience, enhanced franchise values, and positively impacted the greater civic community.

His original vision for the design of Oriole Park at Camden Yards - a traditional, old-fashioned, asymmetrical, intimate downtown ballpark with modern amenities - ushered in an era of revolutionary ballpark architecture and ambiance responsible in part for the game's resurgence since 1992.

He also had the vision for the ballpark that saved baseball in San Diego. Petco Park, designed to look and feel like San Diego, was approved in a 1998 landslide vote on Proposition C, a campaign that Lucchino spearheaded. As much as the Padres needed a ballpark, the city needed a catalyst to redevelop an under-utilized 26-block area in the city's downtown. As promised, a ballpark revitalized a key neighborhood, as it had done in Baltimore (and, subsequently, in other cities). The design of the park was completed in August, 2001, and construction was well underway when Lucchino left the Padres for the Red Sox after the 2001 season.

He was instrumental in pulling together the ownership group that joined John Henry and Tom Werner in their successful effort to purchase the Red Sox, announced on December 20, 2001. While every other group that sought to purchase the Red Sox advocated a replacement for venerable Fenway Park, the group led by Henry, Werner, and Lucchino was the only one that committed itself to save - and improve - America's most beloved ballpark. The ownership group officially formalized its commitment to keep Fenway Park long term on March 23, 2005.

Over the course of a 10 year-long project (concluded during the 2011 offseason), Lucchino helped to oversee many changes to preserve, protect, expand, and improve Fenway Park. Such successful additions included: the Green Monster Seats, the Right Field Roof Seats, Dugout Seats, the Yawkey Way Concourse, the Big Concourse, the Third Base Concourse, the First and Third Base Decks, the EMC Club, the State Street Pavilion, renovations of the premium suites, the Left Field Coca Cola Corner, the Bleacher Bar, the Royal Rooters Club, the expansion of the right field roof box section, and the installation of new high definition video display and scoring systems. These and other well-received infrastructure innovations and improvements have enhanced the fans' experience while respecting the integrity of the historic park and the surrounding neighborhood.

While setting attendance records with all three franchises, Lucchino has made his mark in the cutting-edge marketing of baseball. His efforts at regionalization in Baltimore expanded the Orioles' fan base from two million to six million. In his 14 years with the Orioles, the season ticket base increased from 1,600 to 28,000 plus a 13,000-person waiting list. In his seven years with the Padres, the season ticket base more than doubled from 5,081 to 12,380 through 2000. Under his leadership, the Padres recorded their top four all-time attendance figures at Qualcomm Stadium in his last four years there (1998-2001).

The Red Sox have set franchise attendance records in eight of Lucchino's 13 seasons in Boston. The club sold out 794 consecutive regular season games, and 820 games, including the postseason, from May 15, 2003 through April 8, 2013. The regular season streak is the longest in the history of Major League Baseball, a record established on September 8, 2008, with sell-out No. 456, breaking the previous MLB record of 455, set by the 1995-2001 Cleveland Indians.

Each of the three franchises he has served as President/CEO has established a major charitable foundation during his tenure (The Orioles Foundation, The Padres Foundation, and The Red Sox Foundation). Under his leadership, each franchise has re-invigorated its philanthropy, its community relations efforts, and its ballpark ambiance to ensure that all fans feel welcome. In November of 2010, the Red Sox and the Red Sox Foundation were given league wide recognition when they were named the recipients of the inaugural Commissioner's Award for Philanthropic Excellence.

Lucchino's passion for ballparks is rivaled by his drive for baseball's internationalization. In 1997, he pioneered a

Ownership, Continued

ground-breaking relationship in Japan with the Chiba Lotte Marines, and helped organize the Red Sox' first trip to Japan in March 2008 when they opened the MLB regular season with two games at the Tokyo Dome. In addition, he previously arranged the efforts to play Major League Baseball's first regular season games in Mexico (1996) and Hawaii (1997) and established baseball's first International Opening Day in Monterrey, Mexico in 1999. He was an early, active supporter of the World Baseball Classic, and currently chairs Major League Baseball's International Committee.

Lucchino has served on MLB's Restructuring Committee, the American League's Cable Television Committee, and as Chairman of the Player Development Contract Negotiations Committee. He was a member of the Realignment Committee and the Commissioner's Blue Ribbon Task Force on Baseball Economics, which released its recommendations for attacking the game's economic and competitive balance issues in July, 2000.

In recognition for "long and meritorious service to baseball" over three decades in the game, Lucchino was awarded the Judge Emil Fuchs Award by the Boston Baseball Writers' Association at their 72nd annual BBWAA dinner on January 20, 2011. Lucchino was inducted into the National Italian-American Sports Hall of Fame in November 2013.

Born in Pittsburgh, Lucchino was an All-City League basketball player and a second baseman on the Pittsburgh city championship baseball team at Taylor Allderice High School. He graduated with honors from Princeton University and is a graduate of the Yale Law School. At Princeton, he was a member of two Ivy League championship basketball teams. Lucchino holds honorary degrees from Suffolk University, Boston University, Bryant University, New England School of Law, Anna Maria College, the University of Massachusetts (Boston), and Bentley University.

In 1974, he joined Williams and Connolly, the law firm founded by his mentor, friend, legendary sportsman, and trial attorney Edward Bennett Williams. He became a partner in 1978 and specialized in sports law and litigation. He was general counsel to the Washington Redskins, of which Williams was president and part owner, and was a member of the Redskins Board of Directors from 1979 to 1985. When EBW bought the Orioles on August 2, 1979, Lucchino became vice president/general counsel. EBW named him president in May 1988, to rebuild the club's baseball and business operations. Lucchino was an owner of the Orioles from 1989 until the club was sold at the end of the 1993 season, and of the Padres from December, 1994 to 2002.

The avid sportsman has the unique distinction of earning World Series rings (Orioles, '83; Red Sox, '04, '07, '13), a Super Bowl ring (Redskins, '83), and a Final Four watch (Princeton, '65). Lucchino has been active in numerous civic and charitable efforts in Baltimore, San Diego, and Boston, with particular, active involvement in the research and treatment of cancer. Here in Boston, he is a board member and served as the co-chair of the Dana Farber Cancer Institute's \$1 billion "Mission Possible" Capital Campaign, which reached its goal in 2009, and is on the board of Special Olympics International. Lucchino also serves on the board of directors for Performance Sports Group, a leading developer and manufacturer of high performance sports equipment and apparel with a portfolio of top brands including Bauer, Mission, Maverik, Cascade, Inaria, Combat, and Easton.



David Ginsberg

Mr. Ginsberg is a Consultant and Private Investor. He presently provides consulting services to Fenway Sports Group (FSG). Mr. Ginsberg became Vice Chairman of the Red Sox upon the closing of the Red Sox acquisition on February 27, 2002.

Mr. Ginsberg is also a member of the Overseers Board of the Red Sox Foundation and the Massachusetts General Hospital Home Base Program, which is dedicated to improving the lives of veterans of the Afghanistan and Iraq wars who suffer from deployment related stress and traumatic brain injury.

From 2002-10, Mr. Ginsberg headed up the FSG finance committee and provided advice and assistance to Principal Owner John Henry, Chairman Tom Werner, and President/CEO Larry Lucchino on business, financial and investment banking issues. He was primarily responsible for arranging and managing FSG's credit facilities and in determining FSG's interest rate strategy. Ginsberg played an integral role in the analysis, financing, negotiation, and execution of the acquisitions of the Red Sox, NESN, LFC, RFR, and the sale of the Florida Marlins. He had previously been Vice Chairman of the Marlins starting in 1999.

Subsequent to FSG's acquisition of the Liverpool Football Club at the end of 2010, Mr. Ginsberg became Vice Chairman of LFC and joined FSG on a full time basis through the end of 2014. Ginsberg was primarily responsible for the ongoing and close oversight of LFC's financial activities. Ginsberg was also primarily responsible for arranging and negotiating all FSG credit facilities and overseeing interest rate and currency hedging strategies, interactions with lenders and other major financial institutions, merger and acquisition activities and was the point-person primarily responsible for coordinating FSG's real estate strategy and transactions. Ginsberg was also a member of the Board of Directors of RFR.

Mr. Ginsberg was a Managing Director and a Founding Partner of Raptor Group Holdings from 2009-2010, an investment management company. From 2006-08 he was the Managing Director of the Special Opportunities Group at Tudor Investment Corp. He served as the Special Advisor to the Chairman and as a Director at John W. Henry & Company (JWH) beginning in 1999 until June 2002. Before joining the Marlins and JWH, Mr. Ginsberg was a private investor and consultant. At Global Asset Management (GAM) in London, he started and served as the Managing Director of the Multi-Manager Group, one of the largest fund of funds groups specializing in hedge funds, from its inception in 1989 until 1995. Prior to joining GAM, he was Vice President in charge of the Mergers and Acquisitions Advisory Group at the National Westminster Bank USA, where he began his career as a corporate lender in 1981.

A native of Winthrop, MA, Mr. Ginsberg graduated from the Northfield Mount Hermon School and received a B.A. from Kenyon College. He later received an M.B.A. with a concentration in finance from the Boston University Graduate School of Management.



Phillip H. Morse

Phillip Morse was named Vice Chairman in 2004 and has been a partner in the Boston Red Sox since 2002. Morse grew up in Danvers, MA and has two brothers living in the Boston area. He attended the University of Maine and played baseball for the Black Bears. Upon graduation in 1964, Morse was hired by Liberty Mutual Insurance Company in Boston. In late 1966, he worked in sales for a Glens Falls, NY based small medical device company. In 1969, Morse founded North American Instrument Corporation, a company focused on the development, manufacturing and sales of the first transparent fluid delivery system for coronary angiography, the Morse Manifold. By 1994, the firm had grown into NAMIC U.S.A. Corporation, an 800-employee designer and manufacturer of a wide array of medical devices for interventional cardiology and radiology. NAMIC made an initial public offering in 1991, and established operations in the Commonwealth of Puerto Rico in 1992 and in the Republic of Ireland in 1993. Morse served as NAMIC's Chairman until its sale to Pfizer, Inc. in 1995. Today, NAMIC U.S.A. is a member of the Angio Dynamic's family and after more than 40 years, the Morse Manifold continues to be used in more than 70 percent of all cardiac catheterization procedures.

After retiring from NAMIC in 1995, Morse founded Heritage Creations, Inc., a group of companies dedicated to providing premium quality products and services to premier private, public and resort golf courses, clubs and golf pro shops worldwide.

Morse retired from the board of directors of Evergreen Bank, a division of Banknorth, N.A., and was a former director of The Business Council of New York State, Inc. He is a generous contributor to numerous medical, athletic and educational charities, having made a gift of an artificial turf stadium field to the University of Maine. In a combined effort with his friend, the late Harold Alfond, a former Red Sox partner, his alma mater now has an outstanding athletic facility in which to play football, soccer and lacrosse. Over five years ago, Morse turned 43 acres of woodlands in Glens Falls, NY into an athletic complex with a field house, nine tennis courts, two baseball fields, three softball fields, four fields for soccer and lacrosse and donated it to Glens Falls High School.

The Morses, who live in Jupiter, FL, have three daughters all of whom live or work in Boston and the surrounding communities. With a growing number of grandchildren, now a total of seven, the Morses remain busy dividing their time between Boston; Wells (ME), Lake George (NY), and Florida.

Ownership, Continued



Larry Lucchino, Tom Werner, and John Henry interact with fans at Red Sox Winter Weekend on January 23, 2015.

Club Executives



Sam Kennedy, Executive Vice President/Chief Operating Officer, Boston Red Sox President, Fenway Sports Management

Sam Kennedy enters his 14th season with the Boston Red Sox in 2015. Currently, he is EVP/Chief Operating Officer of the Red Sox, and President of Fenway Sports Management. The Brookline, MA native was among the first executives that Red Sox President/CEO Larry Lucchino brought with him from the San Diego Padres to join his partners John Henry and Tom Werner in Boston shortly after acquiring the club from the Yawkey Trust. Since joining the Red Sox in March of 2002, Kennedy has been an instrumental part of the revitalization of the Red Sox brand, the financial stability of the franchise, and the preservation and protection of Fenway Park. Kennedy and his staff have dramatically increased all club revenue streams

over the past decade. Under Kennedy's leadership, the club sold out 794 consecutive games at Fenway Park, dating back to May 2003, establishing a Major League Baseball record. Kennedy and his team have set the industry standard in the area of corporate sponsorship, premium seating, and merchandising, and they have established Fenway Park as one of the premier destinations in New England for non-baseball events such as concerts, outdoor hockey games, soccer matches, and corporate functions.

Reporting directly to Lucchino, Kennedy oversees the club's general business matters including Ticketing (sales, operations and service), Corporate Sponsorship, Broadcasting, Marketing, Social Media, Advertising, Fenway Enterprises (non-baseball activities at Fenway Park), and all Client Service. In 2003, he helped conceive and execute the successful sales and marketing plan for the new "Legends Suite" at Fenway Park, the Dugout Seats innovation, and new tasteful advertising positions above the Green Monster. In 2004, Kennedy secured a long-term partnership with Anheuser-Busch that was instrumental in the creation of the new Right Field Roof Seats at Fenway. In 2005 he was charged with developing the sales and marketing plan for the new club seats at Fenway Park that debuted in 2006. Kennedy also secured long-term naming rights deals for the EMC Club and the State Street Pavilion at Fenway Park. In 2009, he oversaw the successful negotiations with the National Hockey League and Hockey East to stage the 2010 "Bridgestone NHL Winter Classic" and "Sun Life Frozen Fenway" NCAA Division I outdoor ice hockey games at Fenway Park. In addition to ice hockey, 2010 also saw the return of professional soccer to Fenway Park when Kennedy and his team arranged for an international friendly between Celtic FC & Sporting Lisbon. In 2011 Kennedy was a member of the team that developed the business plan for the Red Sox new Spring Training home in Fort Myers, FL, and he led the successful negotiations with JetBlue Airways to name the new facility "JetBlue Park at Fenway South." Kennedy brought Frozen Fenway back to the ballpark in January of 2012 as nearly 100,000 people came through the gates to watch ice hockey and skate at Fenway over a 16-day period. In July 2012 Kennedy facilitated a friendly between the storied Liverpool Football Club and AS Roma in front of a sell-out crowd at Fenway Park, a celebrated part of Liverpool's North American summer tour. In 2013, Kennedy was instrumental in facilitating one of the most successful concert schedules that Fenway has seen to date including country superstar Jason Aldean, the sold-out JayZ and Justin Timberlake tour, as well as Sir Paul McCartney's second appearance at Fenway Park. Finally, Sam was tasked with bringing back hockey for a third installment of Frozen Fenway beginning at the close of 2013. This latest endeavor saw the return of Hockey East double-headers including a premier pairing of Boston College against Notre Dame, sledding, and a figure skating exhibition show. Kennedy was instrumental in the successful negotiations that will bring American football back to Fenway Park for the first time in over 40 years. This November, the annual "Shamrock Series" will come to Fenway Park as the Notre Dame Fighting Irish take on the Boston College Eagles. Sam also serves as a member the Red Sox Budget Committee, Major League Baseball's Ticketing Committee, and as the club's business liaison to Major League Baseball Properties and Major League Baseball Advanced Media.

In 2004, Kennedy helped create Fenway Sports Management (FSM), formerly Fenway Sports Group, which has emerged as one of the most well respected international sports sales representation agencies in its eleven year history. FSM is one of the portfolios of companies owned by Fenway Sports Group, which includes the Boston Red Sox, Liverpool FC, New England Sports Network and Roush Fenway Racing. As FSM's President, Kennedy has P & L responsibility and oversees Finance, HR, Legal, Sales, Corporate Consulting and Marketing. FSM's client roster includes the Boston Red Sox, NESN, RFR, Liverpool FC, Boston College, Major League Baseball Advanced Media, the Deutsche Bank Championship, NBA superstar LeBron James, and Cleveland Browns' quarterback Johnny Manziel.

Kennedy was a key member of the Fenway Sports Group team that acquired 100% of Liverpool Football Club on October 15th, 2010. Kennedy worked closely with Fenway Sports Group principal owner John W. Henry and Chairman Tom Werner on the acquisition of one of the world's most important sporting institutions; further positioning Fenway Sports Group as one of the world's most prestigious sports & entertainment companies around the globe. FSM is now charged with growing LFC's commercial operations around the globe. In 2011 Kennedy and his team negotiated the largest uniform supplier partnership in the history of the English Premier League with Warrior Sports. In October 2007, Sam was named as one of the Boston Business Journal's 40 under 40 Award recipients, which recognizes 40 of Boston's best and brightest young professionals. In January of 2008, 2010, and again in January of 2013, Kennedy was selected as one of Sports Business Journal's Forty under 40 Award recipients and inducted into the publication's Hall of Fame. This national honor placed him in the company of the most influential and creative young professionals in the business of sports. Kennedy has been recognized throughout his career for hiring and retaining exceptional talent at the Red Sox and FSM.

Prior to joining the Red Sox, Kennedy was the Padres' Executive Director/Corporate Partnerships and Broadcasting. Originally hired as an account executive in 1996, he tripled sponsorship revenues from 1996-2001. Kennedy oversaw the sale of signage at Qualcomm Stadium (home of the Padres, Chargers, Super Bowl XXXII and other events), virtual advertising, promotional programs, broadcast media, and print advertising. He also played an integral role in securing financing and developing the sales and marketing strategy for the Padres' new downtown ballpark, Petco Park. Before joining the Padres, he sold radio advertising for WFAN 660AM and WABC 770AM in New York.

Club Executives, Continued

Sam attended Trinity College in Hartford, CT, where he played baseball and earned a degree in American Studies in 1995. At Brookline High School, he played ice hockey and was the captain of the baseball team. In 2004, Kennedy was sworn in as a board member on the Massachusetts Governor's Committee for Physical Fitness and Sports. Sam serves on the board of the Wellesley Youth Hockey Association (he also serves a coach) and The Greater Boston Chamber of Commerce. Sam and his wife of fourteen years, Amanda, reside in Wellesley, MA with their 11-year old son, Jimmy, and 10-year-old daughter, Ally.



Ben Cherington, Executive Vice President/General Manager

Ben Cherington was named Executive Vice President/General Manager of the Boston Red Sox on October 25, 2011, making him the 11th GM in club history. The upcoming year will mark his 18th season in Major League Baseball, his 17th with the Red Sox organization, and his fourth as Boston's General Manager.

Going into his second year as Boston's GM, the then 39-year-old Cherington led one of the biggest turnaround seasons in Major League Baseball history. Through a series of free agent signings and trades that focused on acquiring experienced and winning players that embraced playing in Boston, the Red Sox went on to win the division with an American League-best 97-65 record, and brought home the franchise's eighth World Series Championship. As a result of the historic season, Cherington was named Major League Baseball's Executive of the Year by both The Sporting News and the Boston Chapter of the BBWAA.

Prior to being named GM, Cherington served as Boston's Senior Vice President and Assistant General Manager since January of 2009. In that role, he worked closely with Theo Epstein on all major league personnel matters, including evaluation and analysis, player acquisition, and contract negotiation.

Cherington acted as Red Sox co-General Manager, along with Jed Hoyer, from December 12, 2005 through January 19, 2006. In that time, the Red Sox completed a trade that brought Josh Beckett and Mike Lowell to Boston from the Florida Marlins.

From 2006 through 2008, Cherington served as Red Sox Vice President/Player Personnel. In that post, he oversaw amateur scouting and player development in addition to consulting on all major league player acquisitions. While in charge of Boston's farm system, the club developed several players that have contributed at the major league level, including current Red Sox Dustin Pedroia and Clay Buchholz. Under his watch, Boston's 2006 draft was named the best in the majors by Baseball America.

Cherington began his professional baseball career with the Cleveland Indians as an advance scout in 1998 and joined the Red Sox organization in 1999 as a Mid-Atlantic area scout before becoming a baseball operations assistant that May. He has also served as Boston's coordinator of international scouting, assistant director of player development, and director of player development.

A native of Meriden, NH, Cherington pitched for Lebanon (NH) High School and graduated with a degree in English from Amherst College, where he played four years of varsity baseball. He also spent a year as an assistant coach for his alma mater while working towards his master's degree from the University of Massachusetts' Sport Management Program. Cherington also completed Harvard Business School's Program for Leadership Development.

Cherington is involved in numerous charitable endeavors. He has run the Boston Marathon and the New York Marathon in support of Good Sports, a Boston-based non-profit that distributes sports equipment to community organizations offering programs to disadvantaged youth. He has participated in the Pan-Mass Challenge, which benefits the Dana-Farber Cancer Institute. In addition, Cherington supports the Red Sox Foundation, Massachusetts General Hospital Home Base Program, and Friends of Caritas Cubana. Cherington and his wife Tyler have two daughters, Adwen and Harper.

RED SOX GENERAL MANAGERS

1933-47	Eddie Collins	1984-93	Lou Gorman
1948-58	Joe Cronin	1994-2002	Dan Duquette
1959-60	Bucky Harris	2002	Mike Port (interim) ³
1961-62	Dick O'Connell ¹	2002-05	Theo Epstein
1963-65	Mike Higgins ²	2005-06	Ben Cherington/Jed Hoyer ⁴
1965-77	Dick O'Connell	2006-2011	Theo Epstein
1978-83	Haywood Sullivan	2011-present	Ben Cherington

- (1) GM position was eliminated in 1961-62. Executive VP of Business and Baseball Operations Dick O'Connell assumed the role.
- (2) Higgins was Executive Vice President in charge of baseball while O'Connell maintained oversight of the business side. O'Connell was named General Manager on 9/16/65 when Higgins resigned.
- (3) Port was named interim General Manager on 2/28/02.
- (4) Epstein left the Red Sox from 10/21/05-1/19/06. Cherington and Hoyer were named co-General Managers on 12/12/05 and served in that capacity until Epstein's return.



Jonathan Gilula, Executive Vice President/Business Affairs

Jonathan Gilula has served as Executive Vice President/Business Affairs since October 2009. In 2015, Gilula enters his 18th season in Major League Baseball and 13th as a member of the Boston Red Sox organization. Gilula oversees all business operations for the club including: ballpark operations, event operations, fan services, game entertainment, video production, information technology, special events, and Florida business operations. He also manages the relationships between the Red Sox and key business partners, such as ARAMARK, Fenway Park's concessionaire, and Twins '47, the operator of the Official Red Sox Team Store.

Gilula is a key member of the team directing the club's effort to preserve and protect Fenway Park, which celebrated its 100th Anniversary in 2012. Since 2002, the team has added capacity, created space for new fan-friendly features and amenities, and improved the infrastructure both within and around the ballpark. Gilula has played a critical management role in the design and construction process, and in the creation of business operating plans for the major Fenway Park Improvements, which were formally completed in 2011. The list of projects completed during the 10-year major annual improvement process includes the Green Monster Seats, the Big Concourse, the Right Field Roof, the EMC Club, the State Street Pavilion, renovation of the private suites, repair and waterproofing of the lower seating bowl and bleachers, and the installation of three state-of-the-art High Definition video displays and scoring systems.

Gilula has assisted with the coordination of the club's real estate activities, which have focused on ensuring that development activities in the surrounding Fenway neighborhood are complementary to the ballpark. To that end, he has negotiated agreements that have resulted in the addition of popular year-round restaurants such as Game On! and the Bleacher Bar.

Gilula is an active participant in the planning and implementation of non-traditional, ancillary uses of Fenway Park, including popular events such as summer concerts, Futures at Fenway (minor league baseball games featuring Red Sox affiliates), and the Cape Cod League All-Star Game. Gilula played a vital role in the preparation and execution of the first-ever ice hockey events to take place at Fenway Park, highlighted by the 2010 Bridgestone NHL Winter Classic and the Sun Life Frozen Fenway college games, which featured the first-ever outdoor women's college hockey game. Since 2010, Gilula and his team transformed the grounds at Fenway into a hockey rink two more times - in January 2012 and January 2014 - for the return of Frozen Fenway activities that included several well-attended college and high school hockey games. Additionally, Gilula has overseen the successful conversion of the Fenway Park field into a soccer pitch. During the summer of 2010, the Celtic Football Club faced the Sporting Club of Portugal in an international friendly, the ballpark's first soccer match since 1968. Soccer returned to Fenway Park in July, 2012 and again in July, 2014 when Liverpool Football Club and A.S. Roma played popular international friendly matches in front of sell-out crowds.

Gilula oversaw the design, construction and business planning of JetBlue Park at Fenway South, the new Red Sox Spring Training and player development complex in Lee County, FL which opened for the 2012 spring training season. The complex, a state-of-the-art, single-site facility designed to meet the long-term needs of the organization and to create the premier spring training complex for both players and fans, has received critical acclaim and was nominated by Sports Business Journal as Sports Facility of the Year in 2013.

Originally joining the Red Sox in October 2002 as Special Assistant to the President/CEO, Gilula worked on a number of special projects including the annual Fenway Park Improvements, the refurbishment of the previous homes to the Red Sox spring training facilities in Lee County, FL, and the construction of the Red Sox Academy in the Dominican Republic.

Gilula began his baseball career in June 1998, when Lucchino, then President/CEO of the San Diego Padres, hired him to work on the planning and development of the team's forthcoming ballpark and its surrounding neighborhood. As Director of Ballpark Development, Gilula coordinated all aspects of the design and construction of Petco Park, the home of the Padres, which opened in downtown San Diego in 2004.

Gilula was born in New York City, NY and grew up in La Jolla, CA. He graduated with a degree in Politics from Princeton University in 1998, where he was captain of the varsity tennis team and named First Team All-Ivy League in 1997 and 1998. He serves on the Board of Trustees of the Pan-Mass Challenge, the nation's largest athletic fundraiser, which has raised \$414 million for cancer research and treatment through the Jimmy Fund since its inception in 1980. In January 2011, Gilula was selected as one of Sports Business Journal's "40 Under 40" Award recipients, an honor that recognized him as one of the best young talents in the business of sports.

Jonathan resides in Boston with his wife, Robin, their daughter, Brin, and son, Cameron.

Club Executives, Continued



Dr. Charles A. Steinberg, Executive Vice President & Senior Advisor to the President/CEO

Dr. Charles Steinberg is in his 10th year with the Red Sox, and fourth consecutive, after four years away—two with the Los Angeles Dodgers and two with the Commissioner of Baseball. Although he participates in various areas of the organization, he devotes his efforts primarily to Public Relations and Community Relations, for which he is specifically responsible.

Since returning to Boston, he has helped orchestrate the 100th Anniversary of Fenway Park on April 20, 2012; the memorable ceremony that followed the Boston Marathon tragedy on April 20, 2013; the Marathon's one-year anniversary tribute April 20, 2014; and the Fenway farewell to Derek Jeter on September 28, 2014.

In his previous six seasons in Boston, as Executive Vice President for Public Affairs, Steinberg was a creative force in the franchise's fan-friendly attitude, good will, market outreach, and communications. Among his responsibilities and innovations were the Opening Day ceremonies (including the presentation of the world championship rings in 2005, reprised in 2014), players greeting fans at the gates, the Father's Day Catch at Fenway, the Celebration of the Life of Ted Williams, the establishment of the annual Red Sox/Jimmy Fund Radiotelethon, the creation of the Fenway Ambassadors program, the Red Cross Blood Drive each September 11, as well as community events on Halloween, Veterans Day, Thanksgiving, Christmas, the birthdays of Dr. Martin Luther King, Jr. and Jackie Robinson, and Valentine's Day.

When he first arrived in Boston, together with the new ownership in 2002, Steinberg helped cultivate the passionate Red Sox Nation fan base and contributed to the improvements that enabled the ownership to save Fenway Park. In the community, Steinberg helped re-energize the club's award-winning and record-setting efforts, creating the Red Sox Scholars program (college scholarships for Boston middle schoolers), the Boston Area Church League, Red Sox Children's Retreats, and the Lindos Sueños program.

On February 11, 2014, the New England Region of the Anti-Defamation League honored Steinberg and the Red Sox with its Distinguished Community Service Award for helping Boston heal from the wounds of the Boston Marathon tragedy and for the community programs they have created.

On July 16, 2014, the Information Display and Entertainment Association (IDEA), the unified body of the sports entertainment industry, inducted Steinberg into its IDEA Hall of Fame.

In 2010 and 2011, Steinberg worked directly for Commissioner Allan H. (Bud) Selig, serving as Senior Advisor to the Commissioner of Baseball for Public Affairs. In 2008 and 2009, Steinberg was Executive Vice-President/Marketing & Public Relations (Chief Marketing Officer) for the Los Angeles Dodgers. Before joining the Red Sox in 2002, he was Executive Vice-President/Public Affairs for the San Diego Padres, for whom he worked from 1995 through 2001. He started his career spending 19 years with his hometown Baltimore Orioles, rising from intern to head of Public Relations.

With all four clubs, Steinberg has been responsible for the fan experience in the ballpark and in the community. He has headed the clubs' public relations and outbound marketing, ballpark entertainment and special events, community relations and advertising, television and video production, and in each case, created innovative fan services departments. Each of the four franchises established attendance records during his tenure.

In Los Angeles, he established the Dodgers Ambassadors, orchestrated the 2008 Opening Day Ceremonies that paid tribute to the club's 50th Anniversary in Los Angeles, helped execute the club's historic trip to China in March 2008, and their Guinness World Record attendance of 115,300 at the Los Angeles Memorial Coliseum for a game to benefit cancer research. He was instrumental in creating a three-day musical tribute at the Hollywood Bowl before 50,000 people celebrating the Dodgers' 50th Anniversary, wrote the copy that is immortalized on the club's star on the Hollywood Walk of Fame, and instituted an annual tribute to Jackie Robinson, as he had done in Boston, each January 31, the pioneering Hall of Famer's birthday and the eve of Black History Month. The Dodgers led the major leagues in attendance in 2009.

In San Diego, Steinberg had similar responsibilities and was a contributor to the city's successful campaign to build franchise-saving Petco Park. He also created the Padres Scholars, a similar scholarship program to the Red Sox Scholars. Steinberg won an Emmy Award for the television production of the story of the 1998 National League Champion Padres, and a Telly Award for the video of the 1989 Orioles.

On the field, Steinberg helped orchestrate the finale of Baltimore's Memorial Stadium in 1991, the opening of Oriole Park at Camden Yards in 1992, and the ceremonies surrounding the 1993 All-Star Game. He also started the planning of Cal Ripken's "Streak Week" festivities and created the celebration of the career of Hall of Famer Tony Gwynn in 2001. He was instrumental in the creation of Rick Dempsey's performance of "Old Time Rock and Roll" in Baltimore, the playing of "Hells Bells" heralding Trevor Hoffman's entrance in San Diego, the daily playing of "Sweet Caroline" in Boston, and the playing of "Don't Stop Believing" in Los Angeles. He was also instrumental in the development of the Dropkick Murphys' "Tessie" and "I'm Shipping Up to Boston" as Fenway Park anthems.

He has earned six championship rings: World Championships with Baltimore (1983) and Boston (2004, 2007, and 2013), and league championships with the '79 Orioles and '98 Padres. In his two years in Los Angeles, the Dodgers reached the National League Championship Series both years. He has been involved in postseason play 11 times.

The Baltimore native's baseball career began at age 17 with an internship from Gilman School arranged with the Orioles' Jack Dunn III, grandson of the man who first signed Babe Ruth. He was Hall of Fame Manager Earl Weaver's statistician for six years and continued that position with manager Joe Altobelli through the Orioles' World Championship season of 1983.

Steinberg created Orioles Productions, the club's first video department, in 1985, and its first customer service department in 1993.

He worked for the Orioles while earning his undergraduate degree from the University of Maryland and his doctorate from Maryland's dental school, and continued his front office work while also assuming the role of team dentist. In 1982, Steinberg became a founding and charter member of the Academy for Sports Dentistry. It was with the Orioles in 1979 that he first worked with Larry Lucchino, whom he followed to San Diego and Boston.

A musician and songwriter, Steinberg's compositions have been recorded by Marilyn McCoo & Billy Davis Jr, former Chicago lead singer Bill Champlin, Bob Cowsill, and others. He served on the board of the San Diego Symphony and performed "Take Me Out to the Ballgame" on the Fenway Park organ during Jimmy Buffett's concerts in 2004. He was part of a group that sang on the Dropkick Murphys' hit song, "Tessie," and had a cameo with Drew Barrymore in the Farrelly Brothers' hit film, "Fever Pitch."



Ed Weiss, Executive Vice President, Corporate Strategy, & General Counsel, Fenway Sports Group

Ed Weiss was named General Counsel of Fenway Sports Group ("FSG") in September 2009. In that capacity, Weiss has oversight of all legal matters for the companies in FSG's portfolio, including the Boston Red Sox, New England Sports Network (NESN), Fenway Sports Management (FSM) and the Liverpool Football Club of the English Premier League (acquired in 2010); he maintains offices both at Fenway Park and at NESN's headquarters. At the close of 2012, Weiss was also named Executive Vice President for Corporate Strategy, to reflect his broader business-related responsibilities within FSG.

Previously, Weiss had been Senior Vice President and Deputy General Counsel of Time Warner Inc. where he had been for over a decade. Weiss was responsible for all litigation, regulatory, and intellectual property issues across the company worldwide. He also handled Time Warner's significant antitrust issues, including any transaction and merger clearances, served as a key advisor on business and intellectual property issues related to digital content distribution, and maintained oversight of all FCC legal issues. Weiss had begun his tenure at Time Warner with Time Warner Cable in 1996, overseeing all litigation and antitrust matters for that cable operator. Before joining Time Warner, Weiss served as a commercial litigator at the law firm of Cravath, Swaine and Moore in New York City, NY, where he worked on many litigation and antitrust counseling matters. Immediately following law school, he served as a law clerk to the Honorable Jay C. Waldman, a federal judge in Philadelphia, PA, assisting with a wide variety of criminal and civil matters and participating in a number of jury trials.

A native of Norwood, MA, Weiss graduated magna cum laude from Harvard College in 1988, concentrating in History and Economics, and received his J.D. cum laude from the University of Pennsylvania Law School in 1991. At Penn Law, he was a member of the Law Review and served as its Managing Editor. During law school, he was a law clerk with Morgan, Lewis & Bockius in Philadelphia. He is currently a board member of Greater Boston Legal Services and the Roger Williams University Law School and is a trustee of Xaverian Brothers High School in Westwood (his alma mater) and the Newton Country Day School in Newton (where his two daughters attend).

Weiss resides in Weston, MA, with his wife, Susan, daughters, Nina (15) and Elizabeth (13), and son, Timmy (10).



Allard Baird, Senior Vice President/Player Personnel

Allard Baird, named Red Sox Senior Vice President/Player Personnel in January 2015, continues to be a key voice on all player personnel decisions for the club. In 2011, he served as Vice President, Player Personnel/Professional Scouting, overseeing the Red Sox professional scouting department in addition to his player personnel responsibilities. Previously, Baird was Assistant to the General Manager, a position he held since November 1, 2006. In that role, he ran the pro scouting operation, and served as an advisor to Executive Vice President/General Manager Theo Epstein on all facets of the club's baseball operations. Baird was a special assignment scout for major and minor league coverage as well as the amateur draft.

Baird, 53, joined the Red Sox in July, 2006 as a special assignment scout. He served as Senior Vice President and General Manager of the Kansas City Royals from June 2000-May 2006, the fifth GM in franchise history. In October of 2012, Baird was inducted to the Southern Arkansas University Sports Hall of Fame. He was also inducted into the Sports Hall of Fame of his hometown, Rochester, NH, in May of 2005. In 2003, the Negro Leagues Baseball Museum named him the recipient of the Rube Foster Award, as the American League Executive of the Year. Baird was also a member of the Baseball Olympic Selection Committee for the 2000 Gold medal-winning team.

Overall, Baird spent 18 years with the Royals beginning as a minor league hitting coach and infield instructor in 1988. He then served as Territorial Scouting Supervisor for the organization in Florida from 1990-92, and as National Scouting Cross-Checker from 1993-1997, when he was appointed Special Assistant to the General Manager. In 1998, he was appointed Assistant General Manager. During his scouting tenure, he was responsible for signing outfielder Johnny Damon.

Prior to joining the Royals, Baird served as head baseball coach at Broward (FL) Community College for two years after beginning his coaching tenure in 1985 as an assistant at Southern Arkansas University, where he also played

A Rochester, NH, native, Baird makes his home in the off season in Miami, FL, with his wife, Julie.

Club Executives, Continued



Ron Bumgarner, Senior Vice President/Ticketing and Fenway Enterprises

Ron Bumgarner was named Senior Vice President/Ticketing and Fenway Enterprises in February of 2012, overseeing all ticketing, sales and service for the club, after serving as Senior Vice President/Ticketing from 2010-11. Previously, Bumgarner was the club's VP/Ticketing since January, 2006.

A veteran of 22 years in Major League Baseball, Bumgarner started his career with the Baltimore Orioles in 1991 in the sales and services departments. Under current Red Sox President/CEO Larry Lucchino, he was part of the team responsible for executing the relocation of season ticket holders from Memorial Stadium to Camden Yards and played a key role in building a league-leading season ticket base of 28,000 full season equivalents and a waiting list of over 13,000. In addition to his success on the sales front, Ron designed and implemented many of the suite and premium package offerings at the new facility.

Bumgarner started with the San Diego Padres in 1995 as Assistant Director of Sales. In that role, he and his staff tripled the Padres' season ticket base, doubled the group sales attendance to more than 500,000 (3rd-best in MLB) and helped rebuild the Padres business and brand which became a model for small-market teams. Promoted to Director of New Ballpark Sales in 1999, Bumgarner was the architect of the new ballpark's sales plan, critical to securing financing for what is now Petco Park. He was instrumental in contributing to the design of many of the park's unique features, including the development of seating "neighborhoods."

In 2003, Bumgarner joined Lucchino in Boston and has been instrumental in the club's record-breaking success from a business perspective, including an MLB and professional sports record of 820 consecutive sellouts and an attendance increase in seven consecutive seasons through 2009. Bumgarner has played a vital role in the club's approach to generate revenues through new, creative business initiatives. He has been a key force in the integration of new technology and analytics, the development of aggressive marketing campaigns, the increased emphasis on "non-baseball" events at Fenway Park, and the overhauled philosophies regarding fan interaction. He and his wife, Jenny, have two daughters, Shelby and Stella.



Lawrence Cancro, Senior Vice President/Fenway Affairs

Larry Cancro has served as Senior Vice President/Fenway Affairs since 2003. A veteran of 37 years in Major League Baseball, including 30 years with the Red Sox, he is responsible for government and neighborhood relations, and concerts at Fenway Park. Since 2003, Cancro has been instrumental in bringing major musical acts to Fenway Park, including Bruce Springsteen, The Rolling Stones, Aerosmith and Paul McCartney. Cancro was Vice President of Sales and Marketing from January 1996-2003. He joined the Red Sox in 1985 as Director of Marketing and became Vice President of Marketing in February of 1990.

During Cancro's tenure in sales and marketing, the Red Sox set six club season attendance records. He started the Friendly Fenway fan program that resulted in fan favorites like "Sweet Caroline" and "Dirty Water." He was on the Red Sox 1999 All-Star Game Task Force and developed the Futures Game, now an annual event at MLB All-Star week. He is also the creator of Wally the Green Monster™.

Cancro is vice-chairman of the Greater Boston Convention and Visitors Bureau. He is also the President of the New England Chapter of Autism Speaks and is a member of the Board of Directors for Melmark-New England. Cancro currently serves on the Executive Council of the Mass Sports and Entertainment Commission.

In 2012 Larry was the recipient of the Boston University Arts & Sciences Distinguished Alumni Award and the Boston University Athletic Department Roger "Moose" Washburn Memorial Award.

Cancro is a graduate of Boston University with a B.A. degree in psychology. In 1978, he began his career in pro baseball with the Eastern League Jersey Indians and he joined the Atlanta Braves in 1979. Cancro resides in Andover, MA with his wife, Luise. They have two daughters, Laura Marie, and Lisa.



Steve Fitch, Senior Vice President/Chief Financial Officer

Steve Fitch enters his 21st season in Major League Baseball and 13th with the Red Sox. He is in his seventh year as Senior Vice President/Chief Financial Officer.

Since joining the club in March, 2003, he has assumed numerous diverse leadership roles including VP of Human Resources, VP of Finance, and VP/Controller. He oversees all financial and accounting activities of the club, including cash management, payroll, budgeting, reporting, and taxation. He interacts with other senior executives to orchestrate organizational goals and to ensure that short and long term strategic initiatives are developed and implemented. Fitch is responsible for the club's risk management and banking needs, and works in conjunction with independent accounting and auditing firms and regulatory agencies to ensure overall financial compliance.

Fitch also oversees multiple related entities and played an active role in the financial negotiations for JetBlue Park at Fenway South, the Red Sox spring training venue in Lee County, Florida. In addition, he serves as the Treasurer for the Fenway Park Living Museum Fund, Inc. He was instrumental in the establishment and start-up of the 501(c)(3) entity and leads all operational and financial activities.

Prior to joining the Red Sox, Fitch was the Executive Director of Finance for the San Diego Padres working under the leadership of CEO Larry Lucchino. His primary responsibilities were budgeting, financial statement reporting, staff management, MLB reporting, and club representative for the Diverse Business Partners Program. Additionally, he was actively involved with the initial financial and accounting set up for the Padres' downtown ballpark, Petco Park. Fitch is a Michigan native and earned his Bachelor of Science degree from Central Michigan University. Prior to his career in baseball, he worked in public accounting before transitioning to the manufacturing and retail industries as a corporate controller. He has been a Certified Public Accountant since 1989 and is a member of the AICPA, Massachusetts Society of Certified Public Accountants, and the Michigan Association of Certified Public Accountants. Fitch resides in North Reading with his wife, Sherry, and two sons, Jack and Andrew.



Jennifer Flynn, Senior Vice President/Assistant General Counsel

Jennifer Flynn was named Senior Vice President/Assistant General Counsel in January 2010. Entering her 15th season with the Red Sox, Ms. Flynn is responsible for handling a broad range of legal matters relating to the club's day-to-day operations and its activities at Fenway Park, including negotiating arrangements with key business partners.

In addition to her role with the Red Sox, Ms. Flynn holds the position of General Counsel for Fenway Sports Management (FSM), the sales and marketing arm of Fenway Sports Group, the parent company of the Red Sox. In her role with FSM, she is responsible for negotiating arrangements relating to FSM's property representation and sponsorship sales business, and its new venture initiatives.

Ms. Flynn is also involved with other entities affiliated with Fenway Sports Group, such as its majority owned regional sports network, New England Sports Network (NESN). In her capacity with NESN, she handles negotiations for various content rights deals and provides counsel in connection with original programming initiatives. She also works closely with Fenway Sports Group's General Counsel on corporate legal matters relating to Fenway Sports Group and its affiliates.

Ms. Flynn grew up in Wellesley, MA, attended Wellesley High School and Frankfurt International School, and earned her bachelor's degree from Bowdoin College where she was a member of the varsity basketball and softball teams. She received her Juris Doctor from Boston College Law School and is admitted to the Massachusetts Bar. She also serves on the Board of Directors for Make-A-Wish Foundation of Massachusetts and Rhode Island, and the Boston Board of Directors for Cradles to Crayons. In 2011, she was selected as a 40 Under 40 honoree by the Boston Business Journal, and in 2014 was recognized as a Leader in the Law honoree by Lawyers Weekly.



David Friedman, Senior Vice President/Special Counsel

David Friedman is Senior Vice President/Special Counsel for the Red Sox and Senior Counsel for the club's parent corporation, Fenway Sports Group. He handles a variety of legal matters, including regulatory compliance issues and oversight of litigation, and he assists with the club's interactions with Major League Baseball and other major league teams on a variety of legal-related issues. Friedman serves as a board member of the Red Sox Foundation and handles a wide range of Foundation legal and business matters. He also works on government relations matters in conjunction with the club's Fenway Affairs department.

In addition to his legal department and Foundation roles, Friedman has handled a range of special projects for the club, including work on books and other elements of Fenway Park's 100th anniversary celebration in 2012 and creation of the Fenway Park Living Museum Fund, a non-profit organization dedicated to preserving and displaying historic memorabilia and promoting public awareness and education about the history of Fenway Park.

Friedman previously served as First Assistant Attorney General for Massachusetts, where he advised A.G. Martha Coakley and managed an office of 490 staff, supervising all aspects of civil and criminal law enforcement and representation of state agencies. Before that, from 2003 to 2006, he served as Counsel and Chief Policy Advisor to Massachusetts Senate President Robert E. Travaglini, where he worked on the state's landmark health care legislation, economic development policy, and a broad range of other issues. Friedman also worked for several years in private practice at the law firm of Hill & Barlow, and he served as a law clerk to U.S. Supreme Court Justice John Paul Stevens and federal appeals court Judge Michael Boudin.

Friedman is a graduate of Harvard College ('93), where he won the World Universities Debating Championship, and Harvard Law School ('96), where he was President of the Harvard Law Review. He has served on several non-profit boards, including the Commonwealth Shakespeare Company and Zoo New England, and he is a Lecturer at Harvard Law School, where he has taught courses involving government, management and leadership issues. He lives in Newton with his wife, Jennie (an ophthalmologist), and their sons, Daniel and Robbie.

Club Executives, Continued



Adam Grossman, Senior Vice President/Marketing and Brand Development, Boston Red Sox & Fenway Sports Management

Adam Grossman leads all marketing efforts for the Boston Red Sox and is responsible for developing strategies that strengthen the club's connection to its fans, building innovative tools that identify and track the rapidly changing interests of today's sports consumer, and devising creative new approaches to cultivate the next generation of baseball fans. Grossman oversees advertising, broadcast relationships, social media, fan clubs, content promotion, and fan segmentation analytics and research. Additionally, he and his team work with the club's ticket and sponsorship sales functions, helping build effective ticket sales marketing programs and integrated corporate partnerships that are fueled by market and consumer research and insights.

Grossman began his career with the Red Sox in 2002 and was named Special Assistant to President/CEO Larry Lucchino in 2004. He was promoted to Vice President of Marketing in 2008. Prior to his current role, Grossman served as Senior Vice President of Public Affairs at the Miami Dolphins of the National Football League (NFL).

Grossman received a BA in Public Policy from Duke University in 2002, where he co-founded a student-led organization to improve the Durham Bulls Youth League (DBYAL), and spearheaded a \$450,000 renovation project to refurbish two baseball fields in Durham's inner city. He also attended Harvard Business School's Program for Leadership Development, Executive Education in 2009.

Grossman was one of eight members selected to the 2014 Eisenhower Fellowships program, an organization chaired by General Colin L. Powell. He is also a four-time rider in the Pan Mass Challenge and is focused on expanding and strengthening mentoring programs across the country through his work with MENTOR.

Grossman and his wife, Candy, reside in Boston with their daughters, Stella, and Luiza.



Mike Hazen, Senior Vice President/Assistant General Manager

Mike Hazen was named Senior Vice President/Assistant General Manager in January 2015.

In his role, he assists EVP/General Manager Ben Cherington in several areas of major league operations, including player acquisitions, player evaluation, contract negotiations, major league, and pro scouting. For the past three seasons (2012-14), Hazen worked as Vice President/Assistant General Manager. For the 2011 season, he served as the club's Vice President, Player Development and Amateur Scouting, where he supervised both the organization's farm system, and amateur scouting.

Hazen began his tenure with the Red Sox as Director of Player Development in February 2006. Prior to that, he spent five years with the Cleveland Indians organization. Hazen took over as Cleveland's Assistant Director of Player Development in September 2003 after coordinating and overseeing the club's major league advance scouting from 2001-02, and serving as the Indians Assistant Director of Professional Scouting in 2003. The Abington, MA native played four years of varsity baseball at Princeton University. A 31st-round selection of the Padres in 1998 June Draft, Hazen played two minor league seasons before joining the Indians' scouting department.

Hazen lives in Westwood, MA with his wife, Nicole, and sons Charlie, John, Teddy, and Sam.



Brian O'Halloran, Senior Vice President/Assistant General Manager

Brian O'Halloran was named Senior Vice President/Assistant General Manager in January 2015. In his role, he assists EVP/General Manager Ben Cherington in major league operations, including player acquisitions, contract negotiations, roster management, financial analysis, MLB rule compliance, and the day-to-day management of the baseball operations department.

O'Halloran has previously held the titles of Vice President/Assistant General Manager (2012-14), Vice President/Baseball Operations (2011), and Director of Baseball Operations (2006-10). He joined the Red Sox as Baseball Operations Assistant in 2002. Prior to that, he was an intern in baseball operations with the San Diego Padres.

The Weymouth, MA, native has a BA from Colby College and an MBA from UCLA. Before working in baseball, he spent two years in Tbilisi, Republic of Georgia, studying ethnic conflict, and three years in Moscow, Russia, supervising business operations for an international logistics company. O'Halloran is fluent in Russian and Georgian. He lives south of Boston with his wife, Jean, sons Sean and Sam, and daughter, Abby.



Troup Parkinson, Senior Vice President/Corporate Partnerships

Troup Parkinson was promoted to Senior Vice President, Corporate Partnerships in February 2011 after three years as the Vice President of Client Services. From 2004-08, Parkinson was the club's Director/Client Services. Prior to joining the Red Sox in 2002, he spent four years with Octagon Marketing working in various areas including event management, client relations, corporate consulting, sponsorship sales, and public relations.

In his current role, Parkinson heads up the club's corporate partnerships operation, securing new business, formulating local marketing strategies, and renewing corporate relationships. He also continues to oversee the client services department, which includes managing relationships with all Red Sox limited partners, corporate sponsors, season suite holders, EMC

Club members, Dugout Seat holders, and State Street Pavilion Club members.

In 2005, Parkinson worked on the creation/branding of both the EMC Club and State Street Pavilion Club while also designing the hospitality plan, benefit structure, and overall client experience. He was instrumental in the seat relocation and sales process for the EMC Club and SSP Club from the former .406 Club during the 2005 off-season.

In the winter of 2006, the club began a two-year project focused on the renovation of all 45 season suites. Parkinson and his staff spearheaded the sales effort and also developed the hospitality plan. He attended St. Lawrence University in Canton, NY where he earned a bachelor's degree in Sociology in 1998. Parkinson and his wife, Alexandra, reside in Wellesley, MA with their three children, Oscar, Fletcher, and Hilary.



Amy Waryas, Senior Vice President/Human Resources

Amy Waryas was named Senior Vice President, Human Resources in January 2015. Entering her fourth season with the Red Sox, she is responsible for organizational and leadership development, recruiting, compensation, benefits, diversity, employee relations, and training for the Red Sox and Fenway Sports Management.

Waryas began her career with General Electric as a recruiter and trainer, and has since worked in a variety of industries, including manufacturing, consumer packaged goods, publishing, and software. She has worked with companies of varying sizes, from Fortune 10 to a software start-up, where she built the HR function and department from the ground up.

Prior to joining the Red Sox, Waryas served as Director of Human Resources for The Boston Beer Company, Inc., maker of Samuel Adams beers, where she led the human resources department and was a key member of the executive management team. In that role, Waryas focused heavily on creating strong organizational development programs and enhancing the company's culture.

Waryas holds a bachelor's degree from Vanderbilt University and a master's degree in Industrial/Organizational Psychology from UNC-Charlotte. A native of the Boston area, she grew up in Sudbury, MA. She and her husband, Keith, currently reside in Holliston, MA, with their two children.



Richard Beaton, Vice President/Ticketing

Richard Beaton was promoted to Vice President/Ticketing in February 2010 after serving as the team's Director/Ticketing since 2003. He oversees the Ticket Operations and Services departments - responsible for the sale, service, distribution and reconciliation of all tickets sold for any event held at Fenway Park and at the team's spring training facility - JetBlue Park. He also serves as the club's primary liaison to its ticket system provider Tickets.com. A veteran of 30 years with Major League Baseball, all with the Red Sox, Beaton began his career with the club as a ticket seller and quickly became the team's ticket office manager, a role in which he served for many years.

During his tenure, Beaton has played an integral role in improving and revamping the fan ticket sale experience and access to tickets by introducing conveniences such as digital ticketing, print-on-demand will call, ticket kiosk technology and also pioneered several new online sale initiatives and protocols now commonly used as industry standard by other teams. In addition, he has helped orchestrate and design some of the physical improvements in and around Fenway Park including ticket office refurbishing projects, the addition of ticket windows at the gates for game day use, and managing a number of seating configuration changes. He also collaborated with other club officials to help shape the design and operational aspects of the Red Sox Spring Training facility (JetBlue Park) at the Fenway South Player Development Complex in Fort Myers, Florida.

Under Beaton's stewardship, the team has sold 77 million tickets. By planning and executing a disciplined and detailed course/inventory management protocol, he and the entire ticketing department played an instrumental role in guiding the team to an MLB all-time record setting 820 consecutive sellouts at Fenway Park (including post-season) which occurred between May of 2003 through April, 2013. Beaton has prepared and reported the Red Sox game attendance figure for nearly every regular season and postseason home game since 1988.

Club Executives, Continued



Dave Beeston, Vice President/Corporate Strategy & Special Counsel, Boston Red Sox & Fenway Sports Management

Dave Beeston was named Vice President/Corporate Strategy and Special Counsel, Boston Red Sox & Fenway Sports Management in January 2015. His Red Sox career began in 2013 when he was named special counsel to the EVP/COO and EVP/Business Affairs. In his current role, Beeston assists the club in its evaluation and execution of new business opportunities and initiatives for both the Red Sox and Fenway Sports Management as well as a variety of other special projects undertaken by the club.

For a six-year period (2007-12) prior to joining the Red Sox, Beeston was a securities attorney with Skadden, Arps, Slate, Meagher & Flom LLP. Working primarily out of Skadden's Toronto office, beyond his legal responsibilities, Beeston was responsible for the hiring and training all new attorneys brought into the Toronto office. Before attending law school, he spent two years at Hockey Canada as a coordinator at the Western Centre of Excellence and a year with the NHLPA preparing for the 2004 World Cup of Hockey.

A native of Toronto, Ontario, Beeston completed his undergraduate and law degrees at the University of Western Ontario, graduating from the latter "with distinction." His father, Paul, is a long-time baseball executive and currently serves as President and CEO of the Toronto Blue Jays.

He currently resides in Boston with his wife, Katie, and son, Bobby.



Marcell Bhango, Vice President/Client Services

Marcell Bhango was promoted to Vice President/Client Services in 2013. In her role, she oversees the areas of sponsor services and premium services at Fenway Park, including all season suite holders, EMC Club members, State Street Pavilion Club members, and dugout seat holders. Bhango also manages relationships with Red Sox limited partners. Embarking on her 18th season with the Red Sox, Bhango previously held the title of Director of Client Services, and managed the ticket office, ticket sales, and the ticket services team. During her time as Ticket Services Manager, she spearheaded record-breaking sales efforts from 2000-06, and played a vital role in structuring organization-wide customer service efforts. No stranger to customer service roles, Bhango began her tenure with the Red Sox in 1998 as an intern in the premium service areas of Fenway Park.

Bhango was a founding member of the Boston Red Sox Diversity Committee which works to promote diversity within and outside the organization. She also served as a founding member of the Whittier Street Health Center Foundation Board in 2011. In addition, Bhango currently is an active committee member of Room to Grow, a non-profit organization dedicated to enriching the lives of babies born into poverty. A graduate of Simmons College, Bhango resides with her husband, Raj, and daughters, Emma and Maia in Wellesley, MA.



Carrie Campbell, Vice President/Sales & Service for Fenway Enterprises

Carrie Campbell was named Vice President/Sales & Service for Fenway Enterprises in February 2013, after serving as Director of Sales & Service from 2010-12. Her role includes the year-round marketing, booking, and planning of private and public events at Fenway Park. Campbell's more than 20 years of sales, catering, and event management experience has helped grow the business by 90 percent in just four years making Fenway Park a first-class private event destination in New England and among Major league Baseball parks.

Prior to joining the club, Campbell worked at the Boston Harbor Hotel, a five-star luxury hotel on Boston's waterfront where she was a key member of the executive team for six years and held the titles of Director of Catering, and Director of Sales & Marketing. In that role, Campbell focused on creating and sustaining a service culture, customer satisfaction, and driving both guest room and catering revenue. She was responsible for the sales, service, and marketing efforts as well as training, developing, and motivating a team of 14 managers.

Earlier in her career, she served as the Director of Catering at the Fairmont Copley Plaza Hotel for six years where she handled high-end political, corporate, and non-profit events. Campbell also has significant experience in liaising with top donors and spearheading the planning and coordination of annual golf tournaments, fundraisers, and charity walks. From her first industry job at The Hampshire House, to the Landmark Boston Harbor Hotel, to our beloved Fenway Park, Campbell has demonstrated her passion for "distinctly Boston" properties with a sense of place and history.

She and her husband, Peter have two daughters, Madeleine, and Julia.



William Droste, Vice President/Ticket Sales & Premium Packages

William Droste was named Vice President, Ticket Sales and Premium Packages in January 2015, after serving as Senior Director, Ticket Sales and Premium Packages from 2013-14.

In his role, Droste oversees the Group Sales and Premium Sales departments, as well as the Red Sox Sales Academy. These departments sell, market, and service all day of game suites, premium hospitality areas, and group sale packages at Fenway Park. In addition, they also sell special event tickets, premium season tickets, and regular season ticket packages.

Prior to 2013, Droste's responsibilities were primarily focused on premium suites and hospitality sales. Over his seven-year (2006-12) stint with the Premium Sales department, in which he held the titles of Account Executive, Manager, and then Director, Droste nearly tripled premium hospitality revenue, and redesigned the department's sales, reservations, and servicing systems. Several unique revenue streams established by Droste such as Rain Out Insurance, the Centerfield Batting Practice Package, the Limo Package, and Ultimate Monster, among others, resulted in significant overall growth for the department.

Droste began his Red Sox career in December 2003 as a Ticket Sales Associate after graduating from Hamilton College in May of the same year. A native of Watertown, MA, William currently resides in Brookline with his wife, Alyssa.



Raquel Ferreira, Vice President/Baseball Administration

Raquel Ferreira was named Vice President/Baseball Administration in January 2015. With the promotion, Ferreira, who will enter her 17th year with the Red Sox in 2015, became just the third female Vice President in a baseball operations department in Major League Baseball.

Over her career with the Red Sox, Ferreira's work has been focused on the club's minor league operations. She actively oversees the daily operations for the team's six minor league affiliates, handling issues for all minor league players and staff such as contract tenders, player transactions, payroll, and insurance. In addition, she heads the club's player immigration program and oversees the baseball operations budgets.

For the past three years (2012-14), Ferreira worked as the Red Sox' Senior Director, Minor League Operations. Prior to that post, she served as Director, Minor League Operations from 2008-11, and as Director, Minor League Administration from 2002-07.

In 2002, the Cumberland, RI native received the club's Edward F. Kenney Award which is annually given to a member of the Red Sox Player Development Department who demonstrates dedication, success, and work ethic befitting the man for which the award is named.

Ferreira is a 1992 graduate of the University of Rhode Island with a B.A in Communications. She and her husband, Erik Stamps, reside in Somerville, MA with their seven-year-old daughter, Gabriella.



Sarah McKenna, Vice President/Fan Services & Entertainment

Sarah McKenna was named Vice President/Fan Services & Entertainment in January 2008. She is responsible for Fan Services, which includes the Fenway Ambassadors, as well as game entertainment, and team-related special events. Sarah joined the Red Sox on March 1, 2002 as the Director of Fan Services and was promoted to Vice President in 2008. Her work has helped set new standards in the club's relationship with its fans.

A six-time Emmy winner, she oversees the club's award-winning television and video production department, Red Sox Productions. Her responsibilities include the design and programming of in-park entertainment, the creation of video content for the Red Sox' social media platform, and the production of the team's weekly television program, "The Red Sox Report," on NESN.

The Fenway Ambassadors, which she helped establish in 2002, are a proactive goodwill troupe that provides extraordinary customer service with innovative personal touches.

In 2014, Sarah co-produced a successful Opening Day Ring Ceremony, one year Anniversary Marathon tribute live on ESPN, the 10th Anniversary of the 2004 World Champions, and Derek Jeter's Final Game. In the offseason, Sarah, together with her staff, created the first ever Red Sox Winter Weekend. Over three days the Red Sox welcomed 6,000 fans to Foxwoods Resort in Connecticut for a weekend filled with activities including a Town Hall broadcast on NESN, Kids Clinics, autograph sessions, and a fan fest.

In 2013, Sarah oversaw the creation of the Jimmy Fund Chorus as part of the Red Sox' 60-year relationship with the Jimmy Fund. She was also co-producer of the ceremonies on April 20, which recognized the Boston Marathon tragedy five days earlier.

In 2012, she was responsible for overseeing the club's efforts to celebrate the 100th anniversary of Fenway Park, a year-long celebration that included books, a documentary partnership with National Geographic, and the creation of a musical score with America's greatest composer, John Williams, and the Boston Pops. She was also instrumental in establishing Fenway Park as a Living Museum and responsible for producing the ceremony that welcomed back more than 200 Red Sox Alumni on April 20.

McKenna started her baseball career with the Portland Rockies of the Northwest League. Before joining the Red Sox, she was the Government Relations Manager for the San Diego Padres. A native of Springfield, MA, she earned her B.S. from Providence College and lives in Hull, MA, with her husband Bill, daughter Jameson, and son, Angus.

Club Executives, Continued



Peter Nesbit, Vice President/Ballpark Operations

Peter Nesbit was named Vice President/Ballpark Operations in January 2015. He has spent his entire professional career with the Boston Red Sox beginning with his first position as a security guard in 1999. Since then, Nesbit has worked for the club in a variety of operational roles, most recently as Senior Director of Ballpark Operations, a title he held since 2012.

In his current role, Nesbit oversees the club's security, event operations, grounds, and tour departments as well as engagement with several strategic business partners in concessions, retail, and parking. His first full-time position with the Red Sox came as Security Services Manager from 2005-08. After the team's historic 2004 World Series Championship, Nesbit handled many logistics for the club's first-ever World Series Trophy Tour, and attended hundreds of tour events in Massachusetts, the surrounding states of New England, and beyond.

Nesbit has also played an integral role in creating and developing the Monster Service brand that focuses the game day staff on providing exceptional customer service and a best-in-class fan experience at Fenway Park. He has worked extensively on the planning and execution for many major non-traditional events at Fenway Park including the NHL Winter Classic in 2010, several concerts and Football at Fenway matches, the annual Run to Home Base, and the upcoming Shamrock Series football game in 2015.

A native of Wellesley, MA, Nesbit earned a BA in economics from Trinity College where he played varsity football for four years. Nesbit currently resides in Boston.



Amiel Sawdaye, Vice President/Amateur & International Scouting

Sawdaye was promoted to Vice President/Amateur and International Scouting in January 2015. In his new role, he will oversee the amateur and international scouting directors. The upcoming year will mark Sawdaye's 14th in the Red Sox organization.

For the previous five years (2010-14), Sawdaye was Boston's Director, Amateur Scouting. Over that time, he oversaw the amateur drafts that produced prospects and current Red Sox Matt Barnes, Mookie Betts, Garin Cecchini, Blake Swihart, and Brandon Workman.

After joining the Red Sox as a baseball operations intern in 2002, Sawdaye was hired in a full-time capacity as Scouting Assistant in 2004. He was then appointed to Assistant

Director, Amateur Scouting in 2005 and remained in that role through the 2009 season.

A native of Baltimore, MD, Sawdaye is a 1999 graduate of the University of Maryland with a degree in decisions information systems. He and his wife, Danielle, live in Boston with their two daughters, Lily, and Mia. In his spare time, Sawdaye is active with the Williams Syndrome Association.



Mark Solitro, Vice President/Controller

Mar Solitro joined the Red Sox in June 2009 and was named Vice President/Controller in February 2011. He currently manages the daily operations of the accounting department, and oversees financial statement reporting, taxation, planning, and forecasting.

Prior to joining the Red Sox, Solitro served as Vice President, Finance and Chief Financial Officer for several successful software and high-tech companies in both public and private markets. A veteran of 20 years in the field of finance and accounting, he has a successful track record of building top-tier finance organizations. Solitro began his career in public accounting with PricewaterhouseCoopers LLP where he earned his CPA.

Solitro grew up in Worcester, MA and earned his Bachelor's Degree from the Wallace E. Carroll School of Management at Boston College where he graduated summa cum laude. He and his wife, Heather, currently reside in Bedford, MA with their three children, Francesca, Christina, and Nicholas.



Elaine Weddington Steward, Vice President/Club Counsel

Elaine W. Steward was appointed Vice President/Club Counsel on March 7, 2002. She joined the Red Sox in July 1988 as associate counsel and was named assistant general manager in January, 1990. She was named legal counsel in February of 1995, while continuing with her responsibilities as assistant general manager, and she was appointed a Vice President on January 30, 1998.

Steward is a native of New York City and graduated with honors from St. John's University in 1984 with a B.S. in Athletic Administration. While attending St. John's, she served as an intern in the New York Mets public relations department and was a member of the St. Vincent's College Honor Society. She was a recipient of the Jackie Robinson Foundation

Sports Management scholarship.

Upon graduation from St. John's University School of Law in 1987, Steward was selected by the Office of the Commissioner of Baseball to participate in its Executive Development program. She was admitted to the New York State Bar in April of 1988 and is a member of the American Bar Association. She was selected as one of the Ten Outstanding Young Leaders of Boston and elected into the YWCA Academy of Women Achievers. In 2001, she received the Outstanding Alumna Award from the St. John's University Black Alumni Association. Steward is a recipient of the St. John's University President's Medal and is featured in the National Baseball Hall of Fame Women in Baseball exhibit in Cooperstown, New York.



Tim Zue, Vice President/Business Development, Boston Red Sox & Fenway Sports Management

Tim Zue was named Vice President/Business Development, Boston Red Sox & Fenway Sports Management in February of 2013. He began his career with the Red Sox in 2003 as a business analyst to help provide financial and analytical support for the various business related operations of the team. Over the past 12 seasons, Zue has helped the club evaluate various business decisions such as the impact of Fenway Park renovations, setting ticket prices (including the introduction of both variable and dynamic pricing in 2014), and several new business ventures. In addition, he led the research, design, and implementation of the Red Sox Rewards Loyalty program for Season Ticket Holders which was launched in 2013.

When Fenway Sports Management (FSM) was formed in March of 2004, Zue served in a similar role, helping evaluate the financial impact of a host of opportunities presented to FSM. More recently, as a Senior Vice President, he oversees the Business Operations department which includes the Consulting & Events and FSM Ventures divisions. Under Zue's direction, the Fanfoto concept expanded from three teams to more than 30, and he led the effort to create a joint venture with Sharp Shooter Imaging to further expand the business. Since its creation in 2006, Red Sox Destinations, the FSM subsidiary that serves as the official travel provider of the Red Sox, has taken more than 20,000 fans on more than 200 different road trips to numerous ballparks throughout the country, including a trip to Tokyo, Japan in March of 2008. Zue also oversees similar fan road trip programs for the Chicago Cubs, Los Angeles Dodgers, Texas Rangers, Washington Nationals, Kansas City Royals, and Cleveland Indians as well as the Red Sox Fantasy Camp and Youth Baseball Summer Camps programs and the Salem Red Sox, the advanced Class-A affiliate of the Red Sox that was acquired by FSM in 2007.

Zue received a Bachelor's Degree in Mechanical Engineering from MIT in 1999, where he won a robotics design contest and competed in an international robotics design competition in Tokyo. Prior to joining the Red Sox and FSM, he worked for Bain & Company in Boston as an associate consultant. He also taught in the Boston Public School system for four years.

Zue, a native of Winchester, MA, currently lives in Lexington with his wife, Nicole, their daughter Adelyn, their son Harrison, and their English bulldog, Henry.



Bill James, Senior Advisor/Baseball Operations

A baseball writer since 1975, Bill James joined the Red Sox as a Senior Baseball Operations Advisor in November, 2002. He works with senior management and the baseball operations department to provide research and analysis of special projects, player contracts, and on-going concerns.

The author of the annual Baseball Abstract from 1977 through 1987, James came to national prominence as a result of a Sports Illustrated article published in June of 1981. He is the author of more than 30 baseball books and the creator of the popular statistical summary, The Bill James Handbook, now published annually by ACTA Sports. His other contributions to the sport include the concepts of Runs Created (an estimate of the number of runs each hitter has contributed to his team), Sabermetrics (the effort to replace conjecture and speculation about issues of concern to baseball fans with objective and verifiable knowledge), Win Shares (an estimate of each player's contribution to his team's win total) and Secondary Average (a way of summarizing the other things that a player does to create runs, other than hit for average).

James lives in Lawrence, Kansas, with his wife of 36 years, Susan McCarthy.

Club Executives, Continued



Jeff White, Financial Advisor to the CEO

Jeff White, who has worked for the Red Sox since 2002, is responsible for advising the club's ownership and management on a variety of industry and team financial issues, including revenue sharing, and Boston-area real estate operations. He also serves as Treasurer of the Red Sox Foundation, and is a limited partner in the organization's minor league franchise in Salem, VA.

White also worked for the Tampa Bay Rays from 2002-07. From 1991-2002, he served under Commissioners Vincent and Selig as Chief Financial Officer of Major League Baseball. He structured the first industry credit line, built the financial reporting system for MLB, and developed MLB's current facilities. He worked on industry task forces and committees on revenue sharing, the introduction of the Wild Card, and the expansion of playoffs.

Previously, White spent 12 years at CBS, last serving as Vice President of Finance for CBS News. After CBS, he was the CFO for Broadcast Music, Inc. (BMI), and then President of Child Growth and Development, an educational toy company. Outside of baseball, he has served as a board member and Chairman of the Audit Committee for a publicly listed company. White and his wife, Susan, also breed and race thoroughbreds in California.

For many years, White served as the Treasurer of the Baseball Assistance Team (BAT) working with Joe Garagiola, Ralph Branca, and the Board in building an endowment for the group's charitable efforts. He now serves as Treasurer of the Friends of Teddy Ebersol Red Sox Fields. He is a Trustee of Suffield Academy, and Chairman of Westport (Connecticut) Baseball & Softball. White is a graduate of the University of Southern California (BA), Northwestern's Kellogg School of Management (MBA), and the University of San Francisco School of Law (JD). He is a member (inactive) of the California Bar. He and his wife have three adult children, Erin, Sean, and Colleen.



Brian Shield, Vice President/Information Technology

Brian Shield was named Vice President/Information Technology for the Red Sox in August 2013. He is responsible for technology for the club and Fenway Sports Management, and he leads the technology team on all phases of the Red Sox strategy from creating a compelling fan experience at Fenway Park to enabling an effective front office and baseball operations environment.

Prior to joining the Red Sox, Shield was Chief Executive Officer of Shield Consulting Group, LLC, where he assisted companies with their strategic decisions regarding technology direction, digital media, and IT strategy and leadership. Prior to starting his own company, Shield served as the Executive Vice President and Chief Information Officer of The Weather Channel, where for 14 years he oversaw all technology, including weather.com, mobility, weather systems, broadcast television, and IT. Prior to joining The Weather Channel, Shield served as Senior Vice President and Chief Information Officer of FTD, Inc. in Chicago, where he was responsible for all IT, including their global network reaching more than 125 countries. Preceding his tenure at FTD, he was Chief Technology Officer at the investment firm of Scudder, Stevens & Clark in Boston and was formerly with Wang Laboratories.

Brian completed his education at Bentley College in Waltham, MA where he majored in Computer Information Systems while minoring in Management and Accounting. He resides in Milton, GA with his wife and four children.

The Red Sox Remember


We were saddened to hear of the passings of the following members of the Red Sox family who passed away in the last year:



DICK BRESCIANI, 76, longtime Red Sox vice president, on 11/29/14 of Wellesley, MA. For 43 years (1972-2014), "Bresh" worked in the Red Sox public relations/public affairs departments having been named a vice president in 1987. He oversaw the club's publications and archives and in 2009, was named the organization's club historian. He was inducted into the Red Sox Hall of Fame in 2006. For more on Bresh's career, please see the inside front cover.



BILL MONBOUQUETTE, 78, former RHP, on 1/25/15 of Gloucester, MA. Bill spent the first eight years of his 11-year ML career with Boston from 1958-65. The Medford, MA native compiled a 96-91 record in 254 games (1,622 IP) with the Red Sox and was inducted into the Red Sox Hall of Fame in 2000. On Aug. 1, 1962, he pitched a no-hitter in Chicago vs. the White Sox.



DON BRYANT, 73, former bullpen coach, on 1/22/15 of Gainesville, FL. Don served as a coach with the Red Sox from 1974-76 and was a player/coach in 1973 for Boston's Triple-A Pawtucket team as part of three years spent playing in the Red Sox farm system.



HERB PLEWS, 86, former infielder, on 12/12/14 of Boulder, CO. In 13 games with Boston in 1959, Herb hit .083 (1-12) as part of a four-year big league career that also included time with Washington (1956-59).



BILL ENOS, 94, former longtime scout, on 12/10/14 of Scottsdale, AZ. After working as a scout for Baltimore, Kansas City, Oakland, Seattle Pilots and Milwaukee, Bill, a Cohasset, MA native, joined the Red Sox in 1973 and scouted local talent for 20 years. He also served the club as a scouting consultant for eight years before retiring in 2001. Among the players he signed were Rich Gedman, John Tudor, Ken Ryan, current Red Sox bullpen coach Dana LeVangie and Skip Lockwood when Bill was a scout with the A's.



RUSS KEMMERER, 84, former RHP, on 12/8/14 of Indianapolis, IN. In 1954-55 and 1957 with Boston, Russ compiled a 6-4 record in 27 games (96.2 IP) as part of a nine-year ML career.



ALLEN RIPLEY, 63, former RHP, on 11/7/14 of North Attleboro, MA. Allen went 5-6 with a 5.36 ERA in 31 games (137.2 IP) in 1978-79 with the Red Sox. In 1977 with AAA Pawtucket, he amassed a 15-4 record in 34 games (144 IP).




PEG SAUHER, 84, former longtime Red Sox employee in the accounting and baseball operations departments, on 10/29/14 of Norwood, MA.



AL FORESTER, 91, former longtime Red Sox employee on the grounds crew and in the security department, on 10/22/14 of Woburn, MA.



LOU LUCIER, 96, former RHP, on 10/18/14 of Northbridge, MA. Lou was the oldest living former Red Sox player at the time of his passing. He pitched for Boston in 1943-44 and had a 3-4 record with a 3.97 ERA in 19 games.



DON LENHARDT, 91, former outfielder/coach/scout, on 7/9/14 of Chesterfield, MO. Don batted .287 (49-171) in 74 games with Boston in 1952 and '54. From 1970-74, he was the Red Sox first base coach and served as the club's Midwest-area scout, until his retirement in 2004, signing such players as Al Nipper and Scott Cooper.



JACK LANZILOTTI, 28, Red Sox Manager of Red Sox Productions/ Game Operations, on 6/21/14 of Shrewsbury, MA. Jack, an Emmy Award winner, produced the video and scoreboard entertainment on a daily basis at Fenway Park.

The Red Sox Remember, Continued




BILL RENNA, 89, former OF, on 6/19/14 of San Jose, CA. In 1958-59 with Boston, Bill appeared in 53 games hitting .218 (17-78) with 4 HR and 18 RBI, as part of a six-year big league career.



MARY TRANK, 93, former long-time personal secretary to Red Sox owner Tom Yawkey and general manager Dick O'Connell from 1946-76, on 6/15/14 of Shrewsbury, MA.




DON ZIMMER, 83, former coach and manager, on 6/4/14 of Seminole, FL. Don served as Boston's third base coach from 1974-76 and again in 1992. From 1976-80, he managed the Red Sox to a 411-204 .575 record. The win total is seventh best in franchise history.




REV. GUY MORTON, JR., 83, former catcher, on 5/11/14 of Lorain, OH. Guy appeared in one ML game with Boston in 1954 after spending five seasons in the club's minor leagues (1949-50, 1953-55). In 1954 with B Greensboro, he led the Carolina league in hitting (.348, 168-443).



BILLY HARRELL, 85, former infielder, on 5/6/14 of Albany, NY. Billy played with Boston's Triple-A affiliates in Seattle in 1962-64, hitting .294 (135-459) in '62 and with Toronto in 1965-66. He became the first African-American coach in the club's minor leagues as a player/coach in 1966.



GEORGE DIGBY, 96, former long-time scout, on 5/2/14 of Gallatin, TN. From 1944-94, George served as a Red Sox amateur scout signing such players as Milt Bolling, Wade Boggs, Mike Greenwell, Tom Bolton, Mike Smithson, Reid Nichols, Jerry Moses, Jody Reed, Bob Montgomery, Dalton Jones, Bob Tillman, Faye Throneberry, Hersh Freeman and Pete Char-ton. Inducted into the Red Sox Hall of Fame in 2008, George was honored by the Red Sox with the establishment of the George Digby Scouting Award in 1995.



BILL HENRY, 86, former LHP, on 4/11/14 of Round Rock, TX. Bill pitched for Boston from 1952-55, as part of a 16-year ML career, compiling a 15-20 record and a 3.80 ERA in 317.2 IP.



Coaching Staff

53 JOHN FARRELL MANAGER

Coaching
Staff

Full Name: John Edward Farrell
Opening Day Age: 52 (Turns 53 on August 4)
Born: August 4, 1962 in Monmouth Beach, NJ
Resides: Westlake, OH
Major League Coaching Career: Pitching Coach, Boston Red Sox (2007-10); Manager, Toronto Blue Jays (2011-12); Manager, Boston Red Sox (2013-present)



Managerial/Coaching Career

👉 Entering his 3rd season as Red Sox Manager in 2015...Named the 46th skipper in club history on 10/21/12 and went on to win the 2013 World Series in his debut season at the helm...This marks 2nd stint with the organization, along with a 4-year stretch as major league pitching coach from 2007-10.

👉 On 2/21/15, had his contract extended through the 2017 season with a club option for 2018.

👉 Won his 100th game as Red Sox manager on 4/7/14 vs. TEX...Is the 5th-fastest skipper in club history to reach that number of wins...Picked up his 300th victory as an ML skipper on 8/1/14 vs. NYY.

👉 In its 1st year of existence (2014), initiated 34 manager's instant replay challenges and had 18 calls overturned (53%); 9 calls stood and 7 were confirmed.

👉 Managed 55 different players, including 19 rookies, in 2014 (31 position players/24 pitchers), both of which were the most in his 4 years as a ML manager...The 2014 club saw 11 Red Sox make their ML debuts.

👉 Finished 2nd in 2013 American League Manager of the Year voting with a total of 96 points behind CLE's Terry Francona (112 points)...Received 12 first-place votes, 10 second-place votes, and 6 third-place votes.

👉 Managed the 2014 American League All-Stars to a 5-3 win over the NL on 7/15 at MIN's Target Field...Also managed a team of MLB All-Stars in the All-Star Series Japan in November 2014.

👉 Named 2013 AL Manager of the Year by *The Sporting News*, and MLB Manager of the Year by the Boston Chapter of the BBWAA.

👉 Led Boston to the World Series championship in 2013, his 1st year as Sox manager...Guided the club to an AL-best 97-65 record (.599), tied with STL for the best in the majors, and a 1st-place finish in the AL East.

👉 Became just the 2nd Red Sox manager to lead Boston to at least a share of MLB's best record in his 1st year at the helm, along with Jake Stahl in 1912...Is the 4th Sox manager to bring home the AL's best record in his 1st season with the club, along with Stahl, Ed Barrow in 1918, and Dick Williams in 1967...97 wins trailed only Stahl (105, 1912) and Francona (98, 2004) for the most under a 1st-year Sox manager.

👉 Among managers spending a full season in their 1st year at the helm with a team, became the 1st to take a share of the top major league record since Bill Virdon with the Pirates in 1972 (Elias).

👉 In 2013, became the 6th skipper to win a World Series with the Red Sox and just the 4th to do it in his debut season at the helm.

👉 Was just the 7th manager to lead the Red Sox to the postseason in his 1st year at the helm (2013), joining Jake Stahl (1912), Ed Barrow (1918), Dick Williams (1967), Joe Morgan (1988), Kevin Kennedy (1995), and Francona (2004)...Was the 4th to advance and win the World Series along with Stahl, Barrow, and Francona.

👉 Has been ejected 10 times as a ML manager, 5 times with the Red Sox and 5 times with TOR...Was ejected twice as Boston's pitching coach.

👉 With an 8-2 victory on 4/1/13 at Yankee Stadium, became the 1st Red Sox skipper to win his managerial debut on Opening Day since Jimmy Williams in 1997.

👉 Guided the Sox to a 60-40 mark through the first 100 games of the 2013 season, just the 2nd manager in the last 60 years to win at least 60 of his first 100 decisions at the helm of the Red Sox, joining Kevin Kennedy (61-39 in 1995) (Elias).

👉 Is just the 3rd Sox manager who had a previous pro career as a pitcher...Joins Cy Young, who served as player/manager for the first 6 games of the 1907 season, and Joe Kerrigan, who skippered the final 43 games of 2001.

👉 Acquired from TOR on 10/21/12 and agreed to a 3-year contract that will run through 2015...As compensation to TOR, to whom he was under contract through 2013, the Red Sox sent SS Mike Aviles and received in return RHP David Carpenter...Became the 7th manager in ML history acquired by a club while under contract to another.

👉 Under his guidance, TOR finished 81-81 (.500) in 2011 and 73-89 (.451) in 2012...Named the 12th manager in the Blue Jays' history on 10/25/10.

👉 While at the helm, TOR stole 131 bases in 2011 and 123 in 2012, its highest marks in 10 years (since the club's 123 in 2002)...The 2-year total, 254, marked the 4th most in the American League during that span.

🔴 His 2011 Blue Jays club went 11-0 in extra-inning games at home...They became the 1st team to win at least 10 extra-inning games at home without a loss since 1901.

🔴 Selected as a coach on the 2011 All-Star Team by American League skipper Ron Washington.

🔴 Is 1 of 5 members from the 1988 Indians to go on to manage in the majors, along with Bud Black, Terry Francona, Charlie Manuel (hitting coach), and Ron Washington...Joins Black as the only former professional pitchers currently managing in the big leagues.

🔴 During his tenure as Red Sox pitching coach from 2007-10, the staff held opponents to an AL-low .254 AVG, led the league in strikeouts (4,771), and posted the 3rd-best ERA in the AL at 4.11 (2,637 ER/5,778.1 IP)...The Sox reached the postseason in each of his first 3 seasons in BOS and won a World Series Championship in 2007.

🔴 Under his tutelage, both Clay Buchholz and Jon Lester were named All-Stars in 2010.

🔴 The Red Sox led the AL in SO twice while he was guiding the staff, with 1,185 in 2008 and 1,207 in 2010...The club's 1,230 SO in 2009 ranked 2nd among AL leaders and are the 3rd-highest single-season total in franchise history.

🔴 In his 1st year as BOS' pitching coach in 2007, Sox hurlers led the American League with a 3.87 ERA (618 ER/1,438.2 IP), 2nd in the majors only to the Padres' 3.70 mark.

🔴 Spent 5 years as Director of Player Development for the Indians from November 2001-November 2006...In that role, oversaw all elements of the club's player development system, including the organization's 6 minor league affiliates and the Latin American programs in Venezuela and the Dominican Republic...Also supervised the signing of all minor league free agents while assisting in major league player acquisitions.

🔴 On his watch, CLE earned "Organization of the Year" honors in 2003 and 2004 from *USA Today's Sports Weekly* and was named by *Baseball America* as the top farm system in 2003.

🔴 Served as assistant coach/pitching & recruiting coordinator at his alma mater Oklahoma State University for 5 seasons from 1997-2001...With the Cowboys, instilled new disciplines and methods into the program and mentored 14 pitchers that were drafted or signed as non-drafted free agents at the professional level, including 1999 National League Rookie of the Year Scott Williamson...Completed his bachelor's degree at OSU in 1996.

Playing Career

🔴 Selected by CLE in the 2nd round of the 1984 June Draft...Right-hander pitched in 116 ML games (109 starts) over an 8-year career with the Indians (1987-90, 1995), Angels (1993-94), and Tigers (1996)...Went 36-46 with a 4.56 ERA (354 ER/698.2 IP).

🔴 Went 28-25 with 12 complete games and a 3.86 ERA (209 ER/487.1 IP) in 72 games (70 starts) over his first 3 big league seasons from 1987-89...Won a career-high 14 games in 1988 and had a 3.63 ERA (84 ER/208.0 IP) in 1989, when he made a career-high 31 starts.

🔴 Hampered by injuries the remainder of his playing career...Missed entire 1991 and 1992 seasons with right elbow problems...Twice underwent Tommy John Surgery.

Personal

🔴 Married to Sue...The couple has 3 sons, all of whom are involved in baseball: Jeremy is an infielder in the CWS system, Shane is as an amateur scouting assistant with the Cubs, and Luke is a pitcher in the KC minor league system...Also has a grandson, Kason.

🔴 Played 4 seasons of baseball at Oklahoma State University (1981-84)...Compiled an 11-2 mark with 2 saves and a 3.01 ERA his senior season, earning All-Big Eight Conference honors.

🔴 Pitched for the Cape Cod Baseball League's Hyannis club in 1982.

🔴 Graduated from Shore Regional (NJ) High School in 1980...Lettered in baseball and basketball.

In the Community

Since re-joining the Red Sox John has been actively involved in the club's community outreach both in Boston and in Fort Myers, FL...This past offseason he attended club events including Christmas at Fenway and the inaugural Red Sox Winter Weekend in CT...Has also attended the club's annual in-season community events including the Welcome Home Dinner, Jimmy Fund Radio-Telethon, and Picnic in the Park...In January 2015, along with actor Chris Evans, co-hosted an event to benefit Christopher's Haven at Fenway Park...In April 2014, visited patients at Walter Reed National Military Medical Center in Bethesda, MD...The Monmouth Beach native traveled with members of the front office to Union Beach, NJ in December 2012 to help those whose homes were devastated by Hurricane Sandy...He also worked with the group to put on a holiday party at the Church of the Precious Blood in Monmouth Beach, where he is a member...During the 2012 offseason, he visited with patients at Boston Children's Hospital and the Jimmy Fund as part of the Sox Holiday Caravan and met with fans at the Fenway Park Holiday Fest and Christmas at Fenway event...Selected as the 2009 recipient of the Red Sox Good Guy Award from the Boston Chapter of the BBWAA. He served as a spokesperson for the Mass Mentoring Program during his 1st stint with BOS from 2007-10 and took part in several events that benefited the Red Sox Foundation.

John Farrell, Continued

John Farrell's Career Managerial Record

YEAR	CLUB	LEAGUE	W-L	PCT.	FINISH
2011	TORONTO	American	81-81	.500	4th, East
2012	TORONTO	American	73-89	.451	4th, East
2013	BOSTON	American	97-69	.599	1st, East
2014	BOSTON	American	71-91	.438	5th, East
Major League Totals (4 seasons)			322-326	.497	

John Farrell's Major League Record

YEAR	CLUB	W-L	ERA	G	GS	CG	SHO	SV	IP	H	R	ER	HR	HB	BB	SO	WP	BK
1987	CLEVELAND	5-1	3.39	10	9	1	0	0	69.0	68	29	26	7	5	22	28	1	1
1988	CLEVELAND	14-10	4.24	31	30	4	0	0	210.1	216	106	99	15	9	67	92	2	3
1989	CLEVELAND	9-14	3.63	31	31	7	2	0	208.0	196	97	84	14	7	71	132	4	0
1990	CLEVELAND	4-5	4.28	17	17	1	0	0	96.2	108	49	46	10	1	33	44	1	0
1993	CALIFORNIA	3-12	7.35	21	17	0	0	0	90.2	110	74	74	22	7	44	45	3	0
1994	CALIFORNIA	1-2	9.00	3	3	0	0	0	13.0	16	14	13	2	1	8	10	0	0
1995	CLEVELAND	0-0	3.86	1	0	0	0	0	4.2	7	4	2	0	0	4	0	0	0
1996	DETROIT	0-2	14.21	2	2	0	0	0	6.1	11	10	10	2	1	5	0	1	0
Major League Totals		36-46	4.56	116	109	13	2	0	698.2	732	383	354	72	31	250	355	12	4

Coaching Staff



43 ARNIE BEYELER

FIRST BASE COACH

Full Name: Arnold H. Beyeler
Opening Day Age: 51
Born: February 13, 1964 in Moab, UT
Resides: Ponte Vedra Beach, FL
Major League Coaching Career: First Base Coach, Boston Red Sox (2013-present)



Arnie
Beyeler

Coaching Career

- Enters his 3rd season as Boston's First Base Coach and his 12th season overall in the Red Sox organization.
- Also serves as Boston's outfield instructor...Red Sox outfielders led the AL with 37 assists in 2014.
- Was the First Base Coach for the 2014 American League All-Stars on 7/15 at MIN.
- Has compiled an 802-756 (.515) record and reached the playoffs 6 times in 13 seasons as a minor league manager.
- Spent 9 seasons as a manager in the Red Sox organization, leading Short-A Lowell (2000-01), Single-A Augusta (2002), Double-A Portland (2007-10), and Triple-A Pawtucket (2011-12)...Guided those clubs to a combined 585-553 (.514) record and 4 playoff appearances.
- Became just the 3rd manager ever to lead Triple-A Pawtucket to the postseason in consecutive years in 2011-12... His 2012 team won the Governors' Cup, marking the PawSox' 1st International League Championship in 28 years... He also saw 23 of his players contribute to the Red Sox at the major league level in 2012.
- Led Double-A Portland to a pair of Eastern League playoff berths in 2007 and 2008...Named the Eastern League's top managerial prospect by *Baseball America* in 2010.
- Between stints with the Red Sox organization, managed the Rangers' High-A California League affiliate in Stockton (2003-04) and Bakersfield (2005), leading Stockton to the CL playoffs in 2003 and 2004...In 2006, served as hitting coach for SD's Double-A Mobile affiliate and worked as a coach under current Red Sox Latin American Coordinator, International Crosschecker Todd Claus for the West Oahu CaneFires in the Hawaiian Winter Baseball League after that season.
- Spent 3 years coaching in the Yankees system as a batting and infield coach for Triple-A Columbus (1997) and Double-A Norwich (1998-99).
- Served as the Florida area scout for the Tigers from 1992-96.

Playing Career

- A middle infielder, he played 6 seasons of minor league baseball in the Tigers system from 1986-91, reaching as high as Triple-A Toledo in his final professional campaign.
- Best season came in 1987 when he hit .285 with 20 stolen bases in 117 games at Single-A Fayetteville, playing alongside Red Sox Bench Coach Torey Lovullo.

Personal

- Has 2 children, Jordan (24) and Brady (20).
- Graduated from Wichita State University, where he earned All-Conference honors in all 3 seasons from 1984-86 and was tabbed to the all-region team in 1985...Also attended Lamar Community College in Colorado.

55 BRIAN BUTTERFIELD

THIRD BASE COACH

Coaching Staff

Full Name: Brian James Butterfield
Opening Day Age: 58
Born: March 9, 1957 in Bangor, ME
Resides: Orono, ME
Major League Coaching Career: First Base Coach, New York Yankees (1994-95); Third Base Coach, Arizona Diamondbacks (1998-2000); Third Base Coach, Toronto Blue Jays (2002-07, 2010-12); Bench Coach, Toronto Blue Jays (2008-09); Third Base Coach, Boston Red Sox (2013-present)



Coaching Career

- 🔴 Enters his 3rd season as Red Sox Third Base Coach...Was named to the position on 10/30/12...Orono, ME native has 36 years of experience in professional baseball, including 18 seasons coaching at the ML level.
- 🔴 Also serves as Boston's infield instructor and baserunning instructor.
- 🔴 Was the third base coach for the 2014 American League All-Stars on 7/15 at MIN.
- 🔴 Served on John Farrell's coaching staff for the All-Star Series Japan in November 2014.
- 🔴 Was inducted into the Maine Baseball Hall of Fame on 8/3/14.
- 🔴 Spent 11 years as a coach in the Blue Jays organization...Had 2 stints as third base coach (2002-07, 2010-12), and worked on John Farrell's staff in 2011-12...Was Toronto's bench coach from 2008-09.
- 🔴 Previously served on ML staffs under Buck Showalter both with the Yankees and Diamondbacks...Was NYY's first base coach in 1994-95, and the third base and infield coach for ARI from 1998-2000.
- 🔴 Managed for parts of 6 minor league seasons in the Yankees system and compiled a 300-293 (.506) record at Rookie-level Sarasota (1988), Short-A Oneonta (1989), Single-A Greensboro (1990), High-A Fort Lauderdale (1992), High-A Tampa (2001), and Triple-A Columbus (April-May 2002).
- 🔴 In 1st season as a minor league manager in 1988, earned Gulf Coast League Manager of the Year honors after guiding Sarasota to the league championship...Led his Tampa Yankees squad to a share of the Florida State League title in 2001.
- 🔴 Spent 1996-97 with ARI working as a roving infield instructor, minor league manager, and scout of ML talent in preparation for the expansion draft.
- 🔴 Served 4 seasons as a minor league coach in the NYY system with stops at Single-A Fort Lauderdale (1985), Triple-A Columbus (1986), Short-A Oneonta (1987), and Double-A Albany-Colonie (1993).
- 🔴 Began post-playing career as a roving infield instructor in the Yankees organization in 1984, a position he also later held in 1991.

Playing Career

- 🔴 Signed by the Yankees as a free agent in 1979...Played 397 minor league games over 5 seasons in the New York (1979-82) and San Diego (1983) systems while appearing primarily at 2nd base.
- 🔴 Earned team MVP honors in 1981 with High-A Fort Lauderdale when he hit .286 in 94 games with 7 doubles and 27 RBI.

Personal

- 🔴 Married to Jan and the couple has 2 sons, John and Chris...Has 3 grandchildren, Madison, Mason, and Grace.
- 🔴 Attended the University of Maine as a freshman in 1976 and lettered in baseball and basketball.
- 🔴 Transferred to Valencia Community College and was named Florida Junior College Player of the Year in 1977.
- 🔴 Moved to Florida Southern College for 2 years and was a member of the 1978 National Championship Team... Following his 1st professional season, returned to coach in the fall at Florida Southern in 1979 and completed his bachelor's degree in physical education at the college in 1980.
- 🔴 Worked as an assistant coach at Eckerd College (FL) from 1980-81.
- 🔴 Is the son of the late Jack Butterfield, who at one time served as Vice President of Player Development and Scouting for the Yankees.

44 CHILI DAVIS HITTING COACH

Full Name: Charles Theodore Davis
Opening Day Age: 55
Born: January 17, 1960 in Kingston, Jamaica
Resides: Phoenix, AZ
Major League Coaching Career: Hitting Coach, Oakland Athletics (2012-14); Hitting Coach, Boston Red Sox (1st season)



Chili
Davis

Coaching Career

- 🔥 In his 1st season as Red Sox Hitting Coach...Was named to the position on 10/23/14.
- 🔥 Appointment marks his return to the BOS organization after having served as hitting coach for Triple-A Pawtucket in 2011.
- 🔥 Spent 3 years (2012-14) as hitting coach for the Oakland Athletics...Was named to that position on 11/26/11...2012 was his 1st year as a ML coach.
- 🔥 Over his 3-year stint with OAK, the Athletics led the majors in walks (1,709), finished 4th in HR (527), and 5th in runs scored (2,209).
- 🔥 In 2014, A's hitters led the AL in walks (586) and triples (33), and ranked 4th in times on base (1,989).
- 🔥 In his 1st year with OAK (2012), the A's increased both their total number of runs scored (+68) and home runs (+81) over the previous year.
- 🔥 Served as hitting coach for the Triple-A Pawtucket Red Sox in 2011...Under his guidance the PawSox, the North Division champions, ranked among International League leaders in OBP (3rd, .335), runs scored (3rd, 657), HR (5th, 132), and SLG (6th, .401).
- 🔥 Served as a part-time instructor in the Los Angeles Dodgers' Fall Instructional League in 2010.
- 🔥 Started his professional coaching career as hitting coach for the Australian Baseball Academy...Spent 2 years (2003-04) in that role.

Playing Career

- 🔥 Selected by SF in the 11th round of the 1977 June Draft...A switch-hitting outfielder, played 19 seasons in the majors between the Giants (1981-87), Angels (1988-90; 1993-96), Twins (1991-92), Royals (1997), and Yankees (1998-99).
- 🔥 Won World Series championships with the Twins (1991), and twice with the Yankees (1998-99).
- 🔥 Selected to the All-Star team 3 times in his career: 1984 and 1986 for SF and 1994 for CAL.
- 🔥 Was a career .274 hitter (2,380-for-8,673) with 424 doubles, 30 triples, 350 HR, 1,372 RBI, and 1,240 runs scored in 2,436 games.
- 🔥 Became the 1st-ever Jamaican-born player to appear in the majors when he made his debut on 4/10/81 vs. SD.
- 🔥 Finished 4th in NL Rookie of the Year voting in 1982 after hitting .261 with 27 doubles, 6 triples, 19 HR, 76 RBI, and 24 stolen bases in 154 games for the Giants.
- 🔥 Belted a career-high 30 HR for the Royals in 1997...Hit 20 or more homers in 10 different seasons, narrowly missing 12 as he finished with 19 homers twice (1982 & 1999).
- 🔥 Drove in a career-high 112 runs for CAL in 1993...Drove in 80 or more runs in a season 9 times.
- 🔥 Was a teammate of both Red Sox Manager John Farrell and Bench Coach Torey Lovullo with the Angels (with Farrell in 1993-94 and with Lovullo in 1993).
- 🔥 Among all-time switch-hitters, ranks 7th in HR and RBI, 8th in extra-base hits (804), and 9th in walks (1,194) and games.
- 🔥 Retired at the age of 39, following the 1999 season with the World Champion Yankees.

Personal

- 🔥 Married to Ann.
- 🔥 Graduated from Dorsey (CA) High School...Lettered in baseball and basketball.

Chili Davis, Continued

Chili Davis' Playing Career

YEAR	CLUB	AVG.	G	AB	R	H	2B	3B	HR	RBI	SH	SF	HB	BB	SO	SB	CS	E
1981	SAN FRANCISCO	.133	8	15	1	2	0	0	0	0	0	0	0	1	2	2	0	0
1982	SAN FRANCISCO	.261	154	641	86	167	27	6	19	76	7	6	2	45	115	24	13	12
1983	SAN FRANCISCO	.233	137	486	54	113	21	2	11	59	3	9	0	55	108	10	12	9
1984	SAN FRANCISCO	.315	137	499	87	157	21	6	21	81	2	2	1	42	74	12	8	9
1985	SAN FRANCISCO	.270	136	481	53	130	25	2	13	56	1	7	0	62	74	15	7	6
1986	SAN FRANCISCO	.278	153	526	71	146	28	3	13	70	2	5	1	84	96	16	13	9
1987	SAN FRANCISCO	.250	149	500	80	125	22	1	24	76	0	4	2	72	109	16	9	7
1988	CALIFORNIA	.268	158	600	81	161	29	3	21	93	1	10	0	56	118	9	10	19
1989	CALIFORNIA	.271	154	560	81	152	24	1	22	90	3	6	0	61	109	3	0	6
1990	CALIFORNIA	.265	113	412	58	109	17	1	12	58	0	3	0	61	89	1	2	3
1991	MINNESOTA	.277	153	534	84	148	34	1	29	93	0	4	1	95	117	5	6	0
1992	MINNESOTA	.288	138	444	63	128	27	2	12	66	0	9	3	73	76	4	5	0
1993	CALIFORNIA	.243	153	573	74	139	32	0	27	112	0	0	1	71	135	4	1	0
1994	CALIFORNIA	.311	108	392	72	122	18	1	26	84	0	6	1	69	84	3	2	0
1995	CALIFORNIA	.318	119	424	81	135	23	0	20	86	0	9	0	89	79	3	3	0
1996	CALIFORNIA	.292	145	530	73	155	24	0	28	95	1	6	0	86	99	5	2	0
1997	KANSAS CITY	.279	140	477	71	133	20	0	30	90	0	4	1	85	96	6	3	0
1998	NEW YORK (AL)	.291	35	103	11	30	7	0	3	9	0	1	0	14	18	0	1	0
1999	NEW YORK (AL)	.269	146	476	59	128	25	1	19	78	0	3	2	73	100	4	1	0
Major League Totals		.274	2436	8673	1240	2380	424	30	350	1372	20	94	15	1194	1698	142	98	80

Coaching Staff



58 DANA LeVANGIE

BULLPEN COACH

Full Name: Dana Alan LeVangie
Opening Day Age: 45 (Turns 46 on August 11)
Born: August 11, 1969 in Brockton, MA
Resides: East Bridgewater, MA
Major League Coaching Career: Bullpen Coach,
Boston Red Sox (2013-present)



Dana
LeVangie

Coaching Career

- 🔥 Enters his 3rd season as Red Sox Bullpen Coach...Named to the position on 2/5/13.
- 🔥 In addition to his duties as Bullpen Coach, serves as the club's catching coordinator and continues to assist in advance scouting for the club.
- 🔥 Served on John Farrell's coaching staff for the 2014 All-Star Game on 7/15 at MIN.
- 🔥 2013 marked 1st season on the ML coaching staff...Has spent entire 24-year professional baseball career in the Red Sox organization, including his playing career.
- 🔥 Spent 7 seasons from 2006-12 as a major league advance scout for the Red Sox.
- 🔥 Served as a pro scout for the Sox in 2005...Held the position of bullpen catcher for 8 years from 1997-2004.

Playing Career

- 🔥 Selected by BOS in the 14th round of the 1991 June draft...The former catcher played 6 seasons in the Red Sox minor league system...Reached the Triple-A level with Pawtucket in 1995.

Personal

- 🔥 Married to Traci...The couple has a son, Liam (14), and daughter, Avery (11).
- 🔥 Graduated from Whitman-Hanson (MA) High School in 1987, where he also played football and wrestled.
- 🔥 Attended both Cape Cod Community College (1987-89) and American International College in Springfield, MA (1989-91)...Hit .473 (13 HR, 87 RBI) in 42 games his senior year...Named the 1991 Division II Northeast Player of the Year and earned Northeast-10 Player of the Year honors that year...Played in the 1991 New England College All-Star Game at Fenway Park.
- 🔥 Is a member of the American International College Athletic Hall of Fame...In 2011 was elected to the Northeast-10 Baseball Hall of Fame.

17 TOREY LOVULLO

BENCH COACH

Full Name: Salvatore Anthony Lovullo
Opening Day Age: 49 (Turns 50 on July 25)
Born: July 25, 1965 in Santa Monica, CA
Resides: Westlake Village, CA
Major League Coaching Career: First Base Coach, Toronto Blue Jays (2011-12); Bench Coach, Boston Red Sox (2013-present)



Coaching Career

- 🔥 Entering his 3rd season as Red Sox Bench Coach after being named to the position on 10/26/12...Is in his 2nd stint in the organization after having served as manager for Triple-A Pawtucket in 2010.
- 🔥 In addition to his role as Bench Coach, also coordinates Red Sox Major League Spring Training.
- 🔥 Served as John Farrell's Bench Coach for the 2014 American League All-Stars on 7/15 at MIN.
- 🔥 As manager of the PawSox in 2010, 21 of his players contributed to the ML club.
- 🔥 Was first base coach on John Farrell's staff in TOR for the 2011-12 seasons, his 1st years on a big league staff.
- 🔥 Owns a 661-609 (.520) record in 9 seasons as a minor league manager in the Indians and Red Sox systems... Guided his clubs to 4 postseason appearances and 2 league championships.
- 🔥 Managed from 2002-09 in the CLE system, where John Farrell was Director of Player Development from 2002-06... Managed Single-A Columbus (2002), High-A Kinston (2003-04), Double-A Akron (2005), Triple-A Buffalo (2006-08), and Triple-A Columbus (2009)...Took Columbus to the South Atlantic League finals in his 2002 managerial debut.
- 🔥 Named Carolina League Manager of the Year in 2004 after leading High-A Kinston to the CL Championship.
- 🔥 Earned both *Baseball America* Double-A Manager of the Year and Eastern League Manager of the Year honors after leading Akron to the EL Championship in 2005.
- 🔥 Joined the CLE organization in 2001 as a roving coordinator.

Playing Career

- 🔥 Selected by the Tigers in the 5th round of the 1987 June Draft...Played parts of 8 ML seasons with the Tigers (1988-89), Yankees (1991), Angels (1993), Mariners (1994), A's (1996), Indians (1998), and Phillies (1999).
- 🔥 Primarily a 2nd baseman, hit .224 (165-for-737) with 15 HR and 60 RBI in 303 big league games.
- 🔥 Concluded career with a season in Japan for the Yakult Swallows in 2000.

Personal

- 🔥 Married to Kristen...The couple has 3 children: Nick, a shortstop in his junior season at Holy Cross, Taylor, and Connor.
- 🔥 Graduated from UCLA in 1987...Named to the *Sporting News* All-America Team as a 2nd baseman that year.
- 🔥 Father was a producer on the TV show Hee-Haw.

Torey Lovullo's Major League Record

YEAR	CLUB	AVG.	G	AB	R	H	2B	3B	HR	RBI	SH	SF	HP	BB	SO	SB	CS	E
1988	DETROIT	.381	12	21	2	8	1	1	1	2	1	0	0	1	2	0	0	0
1989	DETROIT	.115	29	87	8	10	2	0	1	4	1	2	0	14	20	0	0	1
1991	NY YANKEES	.176	22	51	0	9	2	0	0	2	3	0	0	5	7	0	0	3
1993	CALIFORNIA	.251	116	367	42	92	20	0	6	30	3	2	1	36	49	7	6	11
1994	SEATTLE	.222	36	72	9	16	5	0	2	7	0	0	0	9	13	1	0	1
1996	OAKLAND	.220	65	82	15	18	4	0	3	9	3	1	2	11	17	1	2	1
1998	CLEVELAND	.211	6	19	1	4	1	0	0	1	1	0	0	1	2	0	0	1
1999	PHILADELPHIA	.211	17	38	3	8	0	0	2	5	0	0	0	3	11	0	0	0
Major League Totals		.224	303	737	80	165	35	1	15	60	12	5	3	80	121	9	8	18

47 JUAN NIEVES

PITCHING COACH



Juan Nieves

Full Name: Juan Manuel Nieves
Opening Day Age: 50
Born: January 5, 1965 in Santurce, PR
Resides: San Juan, PR
Major League Coaching Career: Bullpen Coach, Chicago White Sox (2008-12); Pitching Coach, Boston Red Sox (2013-present)

Coaching Career

- 🔥 Enters his 3rd season as Red Sox Pitching Coach...Was named to the position on 11/7/12.
- 🔥 In 2014, Boston's relievers posted a 3.33 ERA, the lowest mark for the club since 2007 (3.10)...Oversaw a staff of 24 pitchers last season, including 7 rookies.
- 🔥 Served on John Farrell's staff as Pitching Coach for the 2014 American League All-Stars on 7/15 at MIN...Was also on Farrell's staff for the All-Star Series Japan in November 2014.
- 🔥 The Sox pitching staff posted a 3.79 ERA in 2013, the lowest mark for the club since 2002 (3.75 ERA)...The 3.79 ERA was 6th-best in the AL and almost a full run lower than the 2012 staff ERA of 4.70.
- 🔥 Under his watch Boston pitchers set single-season franchise records in 2013 in both SO (1,294), and SO/9.0 IP ratio (8.0)...The staff also recorded a club-record 47 double-digit SO games.
- 🔥 Joined the Red Sox after 14 seasons in the CWS organization, including spending the final 5 years (2008-12) as the White Sox' bullpen coach.
- 🔥 Working with long-time pitching coach Don Cooper, helped guide a White Sox pitching staff that posted the 6th-best ERA in the American League (4.08) from 2008-12 with the bullpen's 3.88 ERA ranking 5th in the AL in that time...CWS' pitching staff set club records in SO in 3 consecutive years from 2010-12, including a franchise-best 1,246 SO in 2012...The White Sox' bullpen set a record with 479 SO in 2011.
- 🔥 In 2012, oversaw a CWS bullpen that used 8 rookies before September...Included in that group were setup man Nate Jones, who went 8-0 with a 2.39 ERA and tied for the ML lead in relief victories, and closer Addison Reed, who tied for 7th in the AL with 29 saves.
- 🔥 Spent 9 years (1999-2007) as a pitching coach in the White Sox' minor league system with stops at Rookie-level Tucson (1999-2001), Double-A Birmingham (2002-04), and Triple-A Charlotte (2005-07).
- 🔥 Was chosen as the World Team's pitching coach for the 2006 All-Star Futures Game in PIT...In 2002, was the pitching coach for the Southern League West Division All-Star Team.
- 🔥 In 1998-99, was the general manager/manager for Caguas in the Puerto Rican Winter League.
- 🔥 Began coaching career in the Yankees organization, holding the positions of pitching coach with Rookie-level Tampa (1992), Short-A Oneonta (1993), and Single-A Greensboro (1994, 1996), and pitching coordinator with Double-A Norwich (1995).

Playing Career

- 🔥 Signed by MIL in 1983, the left-hander spent 3 seasons in the big leagues with the Brewers (1986-88), compiling a 32-25 record with 1 save, a 4.71 ERA, and 352 SO in 94 games (81 starts).
- 🔥 Set career-highs with 14 wins, 195.2 innings, and 163 SO in 1987, when he ranked 5th in the AL with an average of 7.5 SO/9.0 IP.
- 🔥 Became the 1st pitcher in Brewers history and 1st native of Puerto Rico to throw a no-hitter when he accomplished the feat at age 22 on 4/15/87 at BAL (128 pitches).
- 🔥 Finished T-4th in the AL with 3 SHO as a rookie in 1986.
- 🔥 Named Texas League Pitcher of the Year in 1985 with Double-A El Paso.

Personal

- 🔥 Married to Marilia...Has 4 children: Natalia, Alondra, Marilia, and Isabella.
- 🔥 Graduated from Avon Old Farms High School in Connecticut in 1983...Compiled a career record of 19-1 with a 1.05 ERA in 3 years at the school...In addition to baseball, captained the cross-country and basketball teams...Is in Avon Old Farms High School's Hall of Fame.

Juan Nieves, Continued

Juan Nieves' Major League Record

YEAR	CLUB	W-L	ERA	G	GS	CG	SHO	SV	IP	H	R	ER	HR	HB	BB	SO	WP	BK
1986	MILWAUKEE	11-12	4.92	35	33	4	3	0	184.2	224	124	101	17	1	77	116	3	1
1987	MILWAUKEE	14-8	4.88	34	33	3	1	0	195.2	199	112	106	24	2	100	163	4	0
1988	MILWAUKEE	7-5	4.08	25	15	1	1	1	110.1	84	53	50	13	1	50	73	1	3
Major League Totals		32-25	4.71	94	81	8	5	1	490.2	507	289	257	54	4	227	352	8	4

Coaching Staff



57 VICTOR RODRIGUEZ

ASST. HITTING COACH



Victor Rodriguez

Full Name: Victor Manuel Rodriguez
Opening Day Age: 53 (Turns 54 on July 14)
Born: July 14, 1961 in New York, NY
Resides: Fort Myers, FL
Major League Coaching Career:
 Assistant Hitting Coach, Boston Red Sox (2013-present)

Coaching Career

- 🔴 Begins his 3rd season as Boston's Assistant Hitting Coach...Was named to that position on 11/30/12...The 2014 season marked his 20th year in the Red Sox organization.
- 🔴 Served as Assistant Hitting Coach for the 2014 American League All-Stars on 7/15 at MIN.
- 🔴 Named 2014 "Man of the Year" by the BoSox Club on 9/24...The award is annually given to a deserving team member recognizing not only their contribution to the success of the team on the field, but also for their cooperation and efforts in community endeavors.
- 🔴 In 2013, along with hitting coach Greg Colbrunn, worked with Red Sox batters who led the majors in several offensive categories, including runs (853), runs per game (5.27), RBI (819), SLG (.446), OBP (.349), OPS (.795), total bases (2,521), extra-base hits (570), and doubles (363)...The Sox were also 2nd in MLB in AVG (.277) and hits (1,566), and 3rd in walks (581).
- 🔴 From 2007-12 served as the Red Sox' minor league hitting coordinator, a position he also held in 2002...For 3 seasons (2004-06) was the club's Latin Field Coordinator...Was a minor league hitting instructor in 2003.
- 🔴 Was a hitting coach in the Red Sox system for 6 years which included stints at High-A Sarasota (1996-98), Rookie-level Gulf Coast League (1999, 2001), and Single-A Augusta (2000).
- 🔴 Began his coaching career in the Red Sox organization in 1995 after playing in 31 games with Triple-A Pawtucket.

Playing Career

- 🔴 Signed by BAL in 1977 at the age of 15...Played for parts of 19 pro seasons in the Orioles (1977-84), Padres (1985), Cardinals (1986-87), Twins (1988-91), Phillies (1992-93), Marlins (1994), and Red Sox (1995) organizations.
- 🔴 An infielder, appeared in 17 major league games over stints with BAL (1984) and MIN (1989) and hit .429 (12-for-28).
- 🔴 In 1,759 minor league games, batted .295 (1,905-for-6,468) with 102 HR and 774 RBI...Received the Clyde Klutznick Orioles Organization Player of the Year Award in 1981.

Personal

- 🔴 Married to Elba...The couple has 2 sons, Victor Jr., Dominican Republic Supervisor/Crosschecker in the Red Sox International Scouting Department, and Miguel, a catcher who was drafted by the Red Sox in 2012...Has one grandson, Victor Manuel Rodriguez II.
- 🔴 Attended Naguabo High School in Puerto Rico.

Victor Rodriguez's Major League Record

YEAR	CLUB	AVG.	G	AB	R	H	2B	3B	HR	RBI	SH	SF	HP	BB	SO	SB	CS	E
1984	BALTIMORE	.412	11	17	4	7	3	0	0	2	0	0	0	0	2	0	0	1
1989	MINNESOTA	.455	6	11	2	5	2	0	0	0	0	0	0	0	1	0	0	1
Major League Totals		.429	17	28	6	12	5	0	0	2	0	0	0	0	3	0	0	2

Major League Personnel



Jack McCormick, Traveling Secretary

Jack McCormick is in his 27th season with the Red Sox organization, his 20th as Traveling Secretary since being appointed to that position in 1996. He is responsible for arranging all of the major league club's travel plans during Spring Training, the regular season, and in the postseason. Jack also coordinates the Children's Hospital Golf Tournament in Fort Myers each spring.

McCormick won the 2004 Donald Davidson Memorial Award as MLB's top traveling secretary. He previously served as the Red Sox manager of food and beverage and manager of the old 600 Club at Fenway Park. McCormick is a Boston native, attended Boston State College as an undergraduate, and holds a Master's degree from Anna Maria College in Paxton, MA.



Zack Scott, Director, Major League Operations

Zack Scott enters his 12th season with the organization, his 4th as Director, Major League Operations. In his current role, Scott assists the General Manager and Assistant General Managers in several aspects of baseball operations including major league roster and payroll management, player acquisition and contract analysis, as well as coordinating the department's statistical analysis.

Scott joined the organization as an intern in baseball operations in 2004, served as an assistant in the department the following year, and spent the next 6 seasons as the Assistant Director, Baseball Operations. Before coming to the Red Sox, he worked with Tom Tippett, Red Sox Senior Baseball Analyst, at Diamond Mind, Inc. from 2000-03, where he consulted for Boston's baseball operations department in 2003.

Scott graduated from the University of Vermont in 1999 with a B.S. in Mathematics. He and his wife, Molly, reside in Malden, MA with their daughter, Zoe, and son, Perry.



Tom Tippett, Senior Baseball Analyst

Tom Tippett is in his 2nd year as Senior Baseball Analyst after serving as Director of Baseball Information Services from 2008-13. He began consulting with the Red Sox baseball operations department in 2003 and has since led a variety of technology and baseball research projects. He was the founder and president of Diamond Mind, Inc. and developed its baseball simulation software from 1985 until he sold the company in 2006. He worked in a variety of software development and marketing capacities for IBM in Toronto and Index Technology in Cambridge, MA from 1982 to 1992.

A native of Toronto, Tippett received an Honours B.Math degree from the University of Waterloo and an MBA from Harvard Business School. He lives in Lexington, MA with his wife, Jodi, and their daughter, Alison.



Steve Langone, Major League Advance Scout

Steve Langone begins his 3rd season as Major League Advance Scout after serving as the Advance Scouting Coordinator for the Red Sox from 2010-12. He previously served as a baseball operations intern in 2009. A pitcher for 7 professional seasons in the Dodgers (2000-04), Red Sox (2005), and Phillies (2006) organizations, Langone advanced as high as Triple-A in 2003. He graduated from Boston College in 2000 and was inducted into the school's Hall of Fame in 2008.

Major League Personnel, Continued



Pedro Martinez, Special Assistant to the General Manager

Pedro Martinez was named Special Assistant to the General Manager in January 2013. This past January, Martinez, a three-time Cy Young Award winner and eight-time All-Star, was elected into the National Baseball Hall of Fame in his first year of eligibility.

In his role with the Red Sox, the Martinez assists EVP/General Manager Ben Cherington in a variety of areas of major league operations including the evaluation, mentorship, and instruction of young players throughout both spring training and the regular season.

A veteran of 18 major league seasons, Martinez, 43, spent seven years with the Red Sox from 1998-2004 in which he went 117-37 with a 2.52 ERA in 203 games. In addition to owning the franchise's highest career win percentage at .760, he ranks third in Red Sox history in strikeouts (1,683), sixth in wins, and seventh in ERA. Martinez was an integral part of the 2004 Red Sox club that brought a World Series title to Boston for the first time since 1918.

Over his entire major league career, Martinez posted a record of 219-100 with a 2.93 ERA in 476 games for the Dodgers (1992-93), Expos (1994-97), Red Sox, Mets (2005-08), and Phillies (2009). He led all major league pitchers in ERA on five occasions, which included each of his first four seasons in Boston, in addition to 1997 with Montreal. He topped all American League pitchers in strikeouts in three years, all with the Red Sox: 1999 (313), 2000 (284) and 2002 (239). Born in Manoguayabo in the Dominican Republic, Martinez is the country's all-time leader in winning percentage (.678) and strikeouts (3,154), and ranks second only to Hall of Famer Juan Marichal, the only other Dominican-born Hall of Famer, in wins and ERA.



Jason Varitek, Special Assistant to the General Manager

Jason Varitek was named Special Assistant to the General Manager in September 2012. In his role, Varitek, a two-time World Champion with the Red Sox in 2004 and 2007, assists EVP/General Manager Ben Cherington in major league personnel decisions, evaluations, and the mentorship and instruction of young players.

Over the course of his 15-year major league career (1997-2011), which was spent entirely with Boston, Varitek, 42, appeared in 1,546 games for the Red Sox, 10th-most in club history, and holds the franchise record for games caught with 1,488. Following Hall of Famers Carl Yastrzemski (23 seasons), Ted Williams (19 seasons) and Jim Rice (16 seasons), Varitek is the fourth-longest tenured Red Sox player to have never appeared for another major league club. Selected as the 18th full-time captain in Red Sox history on December 24, 2004, Varitek holds the distinction of catching a major league-record four no-hitters, all from different pitchers.

A three-time American League All-Star, Varitek finished his major league career with a .256 batting average, 193 home runs, and 757 RBI. He ranks second all-time in club history in postseason games (63), at-bats (228), runs scored (37), and hits (54), and is third in RBI (33). Varitek became the first Boston catcher ever to win a Silver Slugger Award in 2005, the same year in which he won a Gold Glove Award.

Jason lives in Suwanee, GA with his wife, Catherine, and daughters Alexandra, Kendall, Caroline and Liv.

Major League Personnel, Continued



Tom McLaughlin, Home Clubhouse Manager

Tom McLaughlin is in his 4th season as the Red Sox Home Clubhouse Manager after being in charge of the visiting clubhouse at Fenway Park from 1992-2011. He was named the 2013 Pete Sheehy Clubhouse Award recipient as voted on by the Major League Baseball Clubhouse Managers Association. As the Visiting Clubhouse Manager, McLaughlin had assisted in the home clubhouse and also ran the visiting clubhouse during Spring Training in Fort Myers, FL. McLaughlin began his tenure with the Red Sox as a batboy in the visiting clubhouse in 1986 and served as a clubhouse assistant from 1988-91.

Born and raised in Boston, McLaughlin attended St. John Don Bosco High School.



Edward "Pookie" Jackson, Equipment Manager

Edward "Pookie" Jackson enters his 4th season as Equipment Manager after being promoted to the position to start the 2012 season. He had previously served as the Assistant Equipment Manager since 2005. Jackson has spent 18 years in the Red Sox organization beginning in 1994 as a clubhouse attendant for the minor leagues at Spring Training in Fort Myers, FL. At the conclusion of that spring, he was named the clubhouse manager for the Utica Blue Sox and was promoted to clubhouse attendant for the major league club in Spring Training of 1995.

Jackson and his wife, Stacy, live in West Roxbury, MA with daughters, Ashlyn and Sydney, and son, Blair.



Joe Cochran, Visiting Clubhouse Manager

Joe Cochran returned to the position of Visiting Clubhouse Manager in 2012, a role he previously held from 1990-91. From 1992-2011, Cochran served as the Equipment and Home Clubhouse Manager for the Red Sox. Cochran joined the organization in 1984 and worked for team Supervisor of Grounds and Maintenance Joe Mooney through 1989. He was the recipient of the 2004 Tommy McCarthy Good Guy Award from the Boston BBWAA chapter. Cochran attended the Pomfret School, Worcester Academy, and the University of Maine at Orono. A native of South Yarmouth, MA, Joe and his wife, Marcy, live in Chelsea, MA.



Billy Broadbent
Video Coordinator



Erin Cox
Executive Assistant
Baseball Operations



Adrian Lorenzo
Major League
Staff Assistant



Mani Martinez
Bullpen Catcher



C.J. Matsumoto
Interpreter



Joe McDonald
Baseball Operations
Analyst



Michael Murov
Assistant Director,
Major League
Operations



Shawn O'Rourke
Coordinator, Baseball
Systems Development



Mike Regan
Coordinator,
Baseball Operations



Greg Rybarczyk
Baseball Operations
Analyst

Sports Medicine Service



Dr. Laurence J. Ronan, Medical Director

Dr. Laurence J. Ronan, a staff physician at Massachusetts General Hospital, enters his 3rd season as Medical Director for the Red Sox Sports Medicine Services department and continues as Head Team Internist, a position he has held since 2005. He graduated from Harvard College (1978) and Harvard Medical School (1987). He did his internship and residency training in internal medicine and pediatrics (1991) at Massachusetts General Hospital. He is board certified in Internal Medicine.

Dr. Ronan has served as director of residency training for the MGH and Harvard Combined Medicine/Pediatrics Training Programs (1992–2002). He has served on a number of boards including Partners HealthCare, Inc. and the Massachusetts General Physicians Organization. Dr. Ronan is the author of articles, textbook chapters, and a book on primary care related issues.

Dr. Ronan is a member of the American College of Physicians and the Association of Major League Baseball Team Physicians. He serves as the Director of the Thomas S. Durant Fellowship in Refugee Medicine and is Senior Adviser to the Red Sox/Mass General Hospital Home Base Program for Veterans as well as the Center for the Integration of Medicine and Innovative Technology.



Dr. Peter Asnis, Head Team Orthopedist

Dr. Peter Asnis begins his 4th season as the Red Sox Head Team Orthopedist after serving as a Team Physician from 2005–11. He is also the Head Team Physician for the NHL's Boston Bruins and a Team Physician for the NFL's New England Patriots.

Dr. Asnis is an Instructor of Orthopaedic Surgery at Harvard Medical School. He is a Fellow of the American Academy of Orthopaedic Surgeons as well as a Member of the American Orthopaedic Society for Sports Medicine. Additionally, he is a member of the Team Physician Societies for MLB, the NFL, and the NHL.

Dr. Asnis earned his undergraduate degree cum laude in biology at Harvard College and his MD from Cornell University Medical School with Honors in Research. After finishing a general surgery internship at New York Presbyterian Hospital, he completed his orthopaedic residency at the Hospital for Special Surgery in New York where he was awarded the Jean C. McDaniel Resident Teaching and Leadership Award. Dr. Asnis completed a fellowship in Orthopaedic Sports Medicine at Massachusetts General Hospital, and following his fellowship he joined the MGH staff.

Dr. Asnis and his wife, Brooke, have a son, Owen (13), and twin daughters, Caitlin and Sydney (11).

ORTHOPEDIC AND MEDICAL CONSULTANTS



Dr. Jim Januzzi



Dr. Matt Liebman



Dr. Luke Oh



Dr. Mark Price



Dr. Matt Provencher



Dr. Arun Ramappa



Dr. Steve Southard



Dr. George Theodore



Dr. Frank Wang

Sports Medicine Service, Continued



Dan Dyrek, PT, DPT, Director, Sports Medicine Service

Dan Dyrek begins his 4th year with the Red Sox and his 2nd as Director, Sports Medicine Services after serving as Coordinator, Sports Medicine Service in 2013. With over 30 years of experience as a physical therapist specializing in orthopedics, he provided consultation services to athletes, teams, and clinicians regarding the management of difficult clinical cases, and has treated thousands of athletes at the professional, Olympic, international, and collegiate levels. Dyrek has held clinical and administrative positions at two large Boston teaching hospitals, and was on the faculty and served as the Coordinator of the Orthopaedic Physical Therapy curriculum at the MGH Institute of Health Professions for 13 years. Dyrek graduated summa cum laude in physical therapy from Downstate Medical Center in Brooklyn, NY.

Dyrek and his wife, Susan, reside in Norwell, MA.



Rick Jameyson, ATC, Head Athletic Trainer

Rick Jameyson enters his 4th season as the club's Head Athletic Trainer. Prior to 2012, he spent 20 seasons as an athletic trainer in the Cleveland Indians organization including 10 seasons as the Assistant Athletic Trainer for the major league club from 2002-11. Named to the American League staff for the 2013 All-Star Game, Jameyson began his professional athletic training career in 1992 with Cleveland's Short-A Watertown club and also served as the trainer at Single-A Columbus (1994-98) and Triple-A Buffalo (1999-2002). The Wellington, OH native earned a degree in health education with specialization in athletic training from Baldwin-Wallace (OH) College. Additionally, he was an athletic trainer in the Arizona Fall League in 1995 and 2000.

Jameyson and his wife, Jennifer, live in Lexington, MA with their daughter, Jessica (18), and son, Nicholas (15).



Masai Takahashi, MS, ATC, CSCS, Assistant Athletic Trainer

Masai Takahashi enters his 9th year as an Assistant Athletic Trainer for the Red Sox after formerly serving as Head Athletic Trainer for the Portland Sea Dogs, the Double-A affiliate of the Red Sox in Portland, ME.

Takahashi and his wife, Ayumi, live in Needham, MA.



Brad Pearson, MS, ATC, CSCS, Assistant Athletic Trainer

Brad Pearson begins his 4th season as an Assistant Athletic Trainer for the Red Sox and his 13th year with the organization, previously serving as the club's Minor League Athletic Training Coordinator for 2009-11. He joined Boston's system as an athletic training intern with the Rookie-level Fort Myers team in 2001 and also has 5 years of experience as a minor league athletic trainer for Red Sox affiliates in Augusta (2004), Greenville (2005), Wilmington (2006), and Portland (2007-08). Prior to joining the Red Sox organization, Pearson worked as Head Baseball Trainer at the University of Massachusetts (2002-03) and at the College of the Holy Cross (2000-02). The Ludlow, VT native earned a bachelor of science degree in athletic training from Springfield College and a Master's degree in exercise science from the University of Massachusetts.

Pearson lives in Boston with his wife, Candace.



Ray Mattfeld, PT, DPT OCS, Major League Physical Therapist

Ray enters his 2nd season as Major League Physical Therapist. Prior to joining the Red Sox, the Bay Shore, NY native worked in a private practice focusing in orthopedic and sports physical therapy for athletes at the professional, collegiate, and scholastic levels. He is a board certified orthopedic clinical specialist and certified athletic trainer. Mattfeld is a graduate of SUNY Cortland, and obtained both a Master's degree in physical therapy and a doctorate in physical therapy from Touro College (NY).

Sports Medicine Service, Continued



Pat Sandora, MS, RSCC*D, CSCS, Strength and Conditioning Coach

Pat Sandora is in his 4th season as Red Sox Strength and Conditioning Coach after being named to the position prior to the 2012 season. From 2007-11, Sandora served as Boston's Minor League Strength and Conditioning Coordinator. His previous experience in professional baseball includes stints as a minor league strength and conditioning coach in the Rangers (1998-99), Brewers (2005), and Indians (2006) systems and parts of 5 years as the Phillies' Minor League Strength and Conditioning Coordinator from 1999-2004. Sandora was associate director of strength and conditioning at West Virginia University from 2004-05 overseeing men's and women's basketball. A registered strength and conditioning coach with distinction, he graduated from West Virginia University and has a Master's degree in athletic coaching.

Sandora and his wife, Kimberly, live in Randolph, MA.

ADDITIONAL SPORTS MEDICINE SERVICE STAFF



**Nancy Clark,
MS, RD, CSSD**
Team Nutritionist



Dr. Charles Czeisler



T.J. Hagan, DC
Chiropractor Consultant



Sean Hazzard, PA
Physician Assistant



Russell Nua, LMT
Massage Therapist



Shinichiro Uchikubo
Massage Therapist



Dr. Richard Ginsburg, PhD, Director, Behavioral Health Program

Dr. Richard Ginsburg begins his 1st season as Director, Behavioral Health Program. In addition to his role with the Red Sox, Dr. Ginsburg also serves as Co-Director of the Massachusetts General Hospital PACES Institute of Sport Psychology, Director of Psychological Services at the MGH Sports Concussion Clinic, and Director of MGH's Child and Adolescent Group Psychotherapy Program. He is also an assistant clinical professor at Harvard Medical School and part-time at MGH where he serves as a clinical psychologist and sport psychology consultant.

Dr. Ginsburg, a native of Baltimore, MD, originally joined the Red Sox as a consultant in 2013.



Laz Gutierrez, Mental Skills Coach

Laz Gutierrez begins his 1st season as Mental Skills Coach after spending 2 seasons as the Player Development Programs Coordinator, a position he was named to in December 2012. He previously served as an amateur scout for Southern and Northeast Florida beginning in 2006. Gutierrez also served as Short-A Lowell's pitching coach in 2007 and 2010. A former left-handed pitcher, he spent 3 seasons in the Detroit and San Diego minor league systems from 1998-2001. He attended the University of Miami, studying History and International Studies, and was a 3-year baseball letterman.

Laz and his wife, Jeanette, have 2 children, their son, Matthew, and daughter, Sophia.

Sports Medicine Service, Continued



Justin Su'a, MS, Mental Skills Coach

Justin Su'a begins his 1st year with the Red Sox as Mental Skills Coach after serving as the Head of Mental Conditioning for IMG Academy in Bradenton, FL from 2013-14. Prior to that position, the native of Torrance, CA, worked as a Performance Enhancement Specialist in the United States Army-SAIC.

Su'a obtained his Master's degree in Psycho-Social Aspect of Sport from the University of Utah in 2011. As an undergraduate, Su'a earned a degree from Brigham Young University in 2007, where he pitched on the baseball team and was named a Louisville Slugger Freshman All-American in 2001.



Bob Tewksbury, Mental Skills Coach

Bob Tewksbury returns to his role as Mental Skills Coach, a position he previously held from 2005-13, after spending the 2014 season with the Major League Baseball Players Association. After retiring as a pitcher following the 1998 season, he joined the Red Sox in 1999 providing advanced scouting information to the major league staff. From 1999-2004, Bob served as a pitching consultant, working with select pitchers in Double-A and Triple-A on the mental aspects of performance. In 2004, he earned a Master's degree in sport psychology and counseling from Boston University.

The right-hander went 110-102 with a 3.92 ERA in 302 major league games (277 starts) in his 13-year career (1986-98). Tewksbury turned in his best season in 1992 when his 16-5 record and 2.16 ERA with St. Louis earned him a spot on the National League All-Star team and placed him 3rd in the Cy Young Award voting. Bob and his wife, Laura, have 2 children.

BEHAVIORAL HEALTH CONSULTANTS



Dr. Mark Blais



Dr. Jeff Bostic



Dr. Nicole Danforth



Dr. Stephen Durant



Dr. Kevin Hill



Dr. John Tyson



Dr. Roger Weiss



2015 Red Sox

68 MATT BARNES

RHP



Full Name: Matthew D. Barnes
Bats: Right **Throws:** Right **Height:** 6-4 **Weight:** 210
Opening Day Age: 24 (Turns 25 on June 17)
Born: June 17, 1990 in Danbury, CT
Resides: Bethel, CT
Major League Service: 21 days
Acquired: Selected in the first round (19th overall) of the 2011 June Draft
Signed By: Ray Fagnant (Red Sox)
Contract Status: Signed through 2015

Career Highlights

- Entering the 4th season of his professional career, all in the Red Sox organization...Was the club's 1st selection in the 2011 June Draft (19th overall).
- Made his ML debut with BOS in 2014, his 3rd year in professional baseball...Was selected to the active ML roster on 9/8/14 and saw action in 5 games, all as a reliever for the Red Sox.
- Debuted on 9/9/14 at BAL and threw 3.0 scoreless innings with 2 SO...Marked the longest scoreless outing for a Red Sox pitcher in his ML debut since Vaughn Eshelman in 1995 (6.0 IP).
- Following the 2014 season was rated by *Baseball America* as the No. 8 overall prospect in the Red Sox minor league system.
- Has averaged 9.43 SO/9.0 IP (378 SO/360.2 IP) over his 3-year minor league career...72 of his 73 outings in the minors have come as a starter.
- Led Red Sox farmhands with 133 SO in 2012 and ranked 2nd with 142 in 2013.
- Participated in the Red Sox Rookie Development Program prior to the 2014 season.
- Selected to the U.S. Roster for the 2012 MLB All-Star Futures Game at KC.
- Attended the University of Connecticut, where he was the unanimous Big East Pitcher of the Year as a junior in 2011...Is a native of Bethel, CT.
- 2014: Made his ML debut with BOS as a reliever after spending the majority of the season at Triple-A Pawtucket, where he was 8-9, 3.95 ERA (56 ER/127.2 IP) in 23 games (22 starts).**
- Participated in his 1st Major League Spring Training camp as a non-roster invitee.
- Missed the beginning of the season due to right shoulder inflammation...Earned the win in his season debut for the PawSox on 4/25 vs. Rochester (5.0 IP, 6 H, 1 ER, 2 BB, 2 SO).
- Went 7-6, 3.41 ERA (35 ER/92.1 IP) over his final 16 regular season games (15 starts) in the minors after beginning the year 1-3, 5.35 ERA (21 ER/35.1 IP) in his first 7 games/starts.
- Threw 7.0 hitless innings with 2 BB and a season-high-tying 10 SO on 8/2 vs. Columbus...Did not factor in the decision in the PawSox' 2-1 loss in 11 innings.
- Also struck out 10 batters in his final regular season appearance of the year, 8/30 vs. Syracuse.
- In his only appearance for Pawtucket in the Governors' Cup Playoffs, earned the win with 7.0 scoreless innings in semifinal round Game 2 on 9/4 vs. Syracuse (3 H, 0 BB, 6 SO).
- Went 4-1, 1.76 ERA (9 ER/46.0 IP) over a span of 7 starts from 7/22-8/25.
- Selected to the ML roster on 9/8 and worked out of the Red Sox bullpen.
- Made his ML debut on 9/9 vs. BAL and threw 3.0 scoreless innings with 2 SO...Marked the longest scoreless outing for a Red Sox pitcher in his ML debut since Vaughn Eshelman in 1995 (6.0 IP).
- Worked multiple innings in 3 of his 5 relief appearances for the Red Sox.
- 2013: Spent most of the season with Double-A Portland before making final regular season start with Triple-A Pawtucket.**
- Combined to average 11.3 strikeouts per 9.0 innings (113.1 IP), the 5th-best rate among all minor leaguers with at least 100.0 IP...It was the top mark in that group among pitchers primarily at Double-A or above.
- His 142 total SO ranked 2nd among Red Sox farmhands...He and Henry Owens (169) each had more SO than any Red Sox farmhand since Clay Buchholz in 2007 (171).
- Allowed 1 ER or none in 14 of his 25 starts...Limited opponents to 3 hits or fewer in 10 starts.
- Led the Sea Dogs and ranked among Eastern League leaders in SO (7th, 135) and starts (T-12th, 24).
- Suffered the loss just once in his first 10 starts...Began the year allowing 14 runs in 14.0 IP in his 4 April starts, but rebounded for a 2.65 ERA (10 ER/34.0 IP) in 6 May starts.
- Led Portland qualifiers and ranked 8th in the EL with a 2.82 ERA (17 ER/54.1 IP) over his last 12 starts with the Sea Dogs from 6/18-8/23...In that time, lowered his ERA from 5.87 to 4.33.

Matt Barnes, Continued

- 🔥 Fanned a season-high 10 batters on 5/1 at Reading (6.0 IP) and 7/20 vs. Reading (7.0 IP).
- 🔥 Promoted to PawSox for his last regular season start on 8/29 vs. Syracuse...Fanned 7 in 5.1 scoreless innings to earn the win in his Triple-A debut.
- 🔥 Allowed 1 ER or none in 10 of his last 13 starts in the regular season (2.56 ERA, 17 ER/59.2 IP).
- 🔥 Started 2 playoff games for the PawSox, going 0-1 with a 3.86 ERA (4 ER/9.1 IP) and 10 SO...Threw 5.1 scoreless frames for a no-decision in Game 3 of the Governors' Cup Finals on 9/13, a 2-0 loss vs. Durham in 14 innings.
- 🔥 Following the season, named by *Baseball America* as Boston's No. 4 pitching prospect, No. 9 prospect overall... Also tabbed as having the best fastball in the system for the 2nd year in a row.

2012: Went 7-5 with a 2.86 ERA (38 ER/119.2 IP) and 133 SO between Single-A Greenville and High-A Salem in pro debut.

- 🔥 Led Red Sox minor league qualifiers in ERA and opponent AVG (.225), and also led the system in SO.
- 🔥 Selected as the South Atlantic League Pitcher of the Week for 4/5-15 (0 R, 3 H, 2 BB, 16 SO in 2 GS).
- 🔥 Chosen as the Red Sox Minor League Pitcher of the Month for April after going 2-0 with a 0.34 ERA (1 ER/26.2 IP) and 42 SO over 5 starts with the Drive.
- 🔥 Promoted to Salem on 5/5 and went 5-1 with a 1.37 ERA (7 ER/46.0) and 53 SO over his first 8 starts.
- 🔥 Fanned a season-high 12 batters in 6.0 innings in his 1st High-A start on 5/5 at Winston-Salem.
- 🔥 Named Carolina League Pitcher of the Week for 6/4-10 after going 2-0 without allowing a run over 13.0 combined innings in 2 starts, including a 7.0-inning complete game shutout on 6/9 at Potomac.
- 🔥 Threw 0.2 innings for the U.S. Team in the All-Star Futures Game on 7/8 at KC.
- 🔥 Entered the season ranked as Boston's No. 2 pitching prospect and No. 8 prospect overall by *Baseball America*... At the end of the year was Boston's No. 1 pitching prospect, No. 3 prospect overall, and tabbed as having the best fastball in the system.
- 🔥 Also selected as the No. 3 prospect overall in the CL at the close of the season by *Baseball America*.

Personal

- 🔥 Went 11-5 with a 1.93 ERA (26 ER/121.0 IP) and 117 strikeouts in 17 starts as a junior at the University of Connecticut in 2011...Unanimously chosen as Big East Pitcher of the Year, named a Louisville Slugger and *Baseball America* All-American, and selected to Big East All-Academic Team...Won Big East pitching Triple Crown, leading the conference in wins (11), strikeouts (97), and ERA (1.20) during the 2011 regular season.
- 🔥 Pitched for USA Baseball's Collegiate National Team in 2010 and for Wareham of the Cape Cod League in 2009 and 2010.
- 🔥 Graduated from Bethel (CT) High School in 2008.

In the Community

In January 2015, Matt interacted with fans at Red Sox Winter Weekend...Was involved in local community outreach through his participation in the 2014 Red Sox Rookie Development program, including visiting Boston Children's Hospital and painting murals at McKinley Middle School in Boston with members of the Red Sox Scholars program... Attended the Red Sox Foundation's Casino Night, and greeted fans at the gates before a home game in 2014...Also participated in the Children's Hospital of Southwest Florida Golf Classic.

Matt Barnes' Career Record

YEAR	CLUB	W-L	ERA	G	GS	CG	SHO	SV	IP	H	R	ER	HR	HB	BB	SO	WP	BK
2012	Greenville	2-0	0.34	5	5	0	0	0	26.2	12	1	1	0	1	4	42	0	1
	Salem	5-5	3.58	20	20	1	1	0	93.0	85	42	37	6	8	25	91	6	1
2013	Portland	5-10	4.33	24	24	0	0	0	108.0	112	62	52	11	4	46	135	7	0
	Pawtucket	1-0	0.00	1	1	0	0	0	5.1	3	0	0	0	0	2	7	0	0
2014	Pawtucket	8-9	3.95	23	22	0	0	0	127.2	119	60	56	8	3	46	103	6	0
	BOSTON	0-0	4.00	5	0	0	0	0	9.0	11	4	4	1	0	2	8	0	0
Major League Totals		0-0	4.00	5	0	0	0	0	9.0	11	4	4	1	0	2	8	0	0
Minor League Totals		21-24	3.64	73	72	1	1	0	360.2	331	165	146	25	16	123	378	19	2

2011 Signed by the Boston Red Sox as a first-round selection (19th overall) in the June Draft

Career Fielding Record

YEAR	CLUB	POS	PCT.	G	GS	PO	A	E	TC	DP
2014	BOSTON	P	1.000	5	0	1	0	0	1	0

Career Single-Game Highs

INNINGS PITCHED	3.0, 9/9/14 vs. BAL
STRIKEOUTS	3, 9/13/14 at KC
HITS ALLOWED	3, 2 times, last 9/13/14 at KC
RUNS ALLOWED	2, 9/13/14 at KC
WALKS ALLOWED	1, 2 times, last 9/26/14 vs. NYY
HOME RUNS ALLOWED	1, 9/23/14 vs. TB
EJECTIONS	None
SCORELESS INNINGS STREAK	3.0, 9/9/14

52 QUINTIN BERRY OF



Full Name: Quintin Lonell Berry
Bats: Left **Throws:** Left **Height:** 6-1 **Weight:** 140
Opening Day Age: 30
Born: November 21, 1984 in San Diego, CA
Resides: San Diego, CA
Major League Service: 1 year, 18 days
Acquired: Signed as a minor league free agent on January 18, 2015
Signed By: Darrell Conner (Phillies)
Contract Status: Signed through 2015

Non-Roster Invitee

Career Highlights

👉 Entering his 10th pro season and 2nd stint in the Red Sox organization after earning a World Series ring with the club in 2013...Played in 13 games for the Red Sox that September after being acquired in a minor league deal on 8/27/13... Was successful in all 3 SB attempts during the club's postseason run, with one SB in the ALDS, ALCS, and World Series.

👉 Has hit .266 (80-for-301) with a .337 OBP in 117 ML games with DET (2012), BOS (2013), and BAL (2014).

👉 Has been successful in each of his 25 stolen base attempts in the majors, tied for the 3rd-longest such streak to begin a career since 1961 (Tim Raines-27, Mitchell Paige-26, Jacoby Ellsbury-25)...Has also been successful in each of his 5 stolen base attempts in the postseason.

👉 Has stolen 316 bases in 394 attempts (80.2%) in the minor leagues...Stole at least 19 bases in each of his first 9 minor league seasons (2006-14), recording at least 40 steals 4 times, and at least 50 SB twice.

2014: Played his final 10 games with BAL after hitting .285 (104-for-365) with 25 SB and a .382 OBP in 112 games for Triple-A Norfolk.

👉 Made 8 of his appearances with the Orioles as a pinch runner and 2 as a defensive replacement, going 0-for-2 with 3 R and 1 SB.

👉 Ranked among Norfolk leaders in games (3rd, 112), runs scored (4th, 53), hits (3rd, 104), 2B (T-1st, 19), total bases (3rd, 134), BB (1st, 57), and steals (2nd, 25).

👉 Hit .341 (29-for-85) with a .404 OBP and .518 SLG in 25 games in May.

👉 Batted .440 (22-for-50) during a 14-game span from 7/18-8/4.

👉 Went 3-for-5 with 3 R and 1 SB in his final minor league game of the season (8/31 at Durham).

👉 Selected to the ML roster on 9/2 and made his Orioles debut as a pinch runner on 9/3 vs. CIN.

👉 Stole his only base as an Oriole in the 1st game of a doubleheader on 9/12 vs. NYY...Was his 25th consecutive stolen base attempt without being caught, tied for the third-longest such streak to begin a career since 1961 (Tim Raines-27, Mitchell Paige-26, Jacoby Ellsbury-25).

👉 Entered as a pinch runner in the bottom of the 9th inning and scored the tying run in the Orioles' 3-2 win over the Yankees on 9/14.

2013: Played his final 13 games of the season with the Red Sox (1 start), but spent most of the year at the Triple-A level with Toledo (DET), Omaha (KC), and Pawtucket (BOS)...Combined to hit .191 (61-for-319) in 100 minor league games, stealing 30 bases in only 34 attempts (88.2%).

👉 Made 8 pinch-running appearances for the Sox, hitting .625 (5-for-8) with 1 HR, 4 RBI, and 3 SB.

👉 Began the season in the Tigers' system, playing in 49 games with Toledo...Was successful on 11 consecutive stolen base attempts from 4/14-5/24.

👉 Claimed off waivers by the Kansas City Royals on 6/4 and played in 48 games with Omaha.

👉 Acquired by the Red Sox from the Royals in exchange for RHP Clayton Mortensen on 8/27.

👉 Played in 3 games with Pawtucket before being selected to the ML roster on 9/1...Made his Red Sox debut that day vs. CWS as a defensive replacement in the 9th inning (CF).

👉 Went 2-for-2 with 2 R and 2 RBI on 9/4 vs. DET after entering the game as a pinch runner in the 6th inning.

👉 Scored the tying run on Stephen Drew's 2-out single in the 9th inning of a 10-inning, 9-8 win at NYY on 9/5.

👉 Made his only ML start of the year in RF on the final day of the regular season, going 2-for-4 with a 2-run HR on 9/29 at BAL.

POSTSEASON: Was 3-for-3 in stolen base attempts as a pinch runner in the ALDS, ALCS and World Series.

2012: Made his ML debut with the Tigers, batting .258 (75-for-291) in 94 games (70 starts)...Was 21-for-21 in stolen base attempts, tying for 2nd among AL rookies in steals...Also hit .270 (43-for-159) with a .368 OBP in 39 games with Triple-A Toledo.

- 👉 Tabbed the Detroit Sports Broadcasters Association Tigers Rookie of the Year.
- 👉 Became the 13th rookie in Tigers history to steal 20-or-more bases.
- 👉 Hit .367 (22-for-60) with RISP for the Tigers.
- 👉 Made 46 of his ML starts in LF, 20 in CF, and 4 in RF, producing a .988 fielding percentage (2 E/171 TC).
- 👉 Began the season with Toledo and posted a 12-game hitting streak from 4/23-5/7 (.354, 17-for-48)...Was 19-for-22 in stolen base attempts with the Mud Hens.
- 👉 Had his contract purchased by DET from Toledo on 5/23...Made his ML debut that night at CLE, collecting a double off Zach McAllister for his 1st ML hit...Spent the remainder of the season with the Tigers.
- 👉 Hit safely in each of his first 6 games from 5/23-28 (.360, 9-for-25), becoming the first Tigers player since at least 1918 to do so to begin his ML career...Hit .362 (17-for-47) in his first 11 games with the club.
- 👉 Established a career-high 5 hits on 6/17 vs. COL (5-for-5)...According to Elias, he became the 5th DET rookie in the last 80 years to have a perfect day at the plate while collecting at least 5 hits...Joined Red Borom (9/1/45), Jake Wood (8/8/61), Curtis Granderson (9/18/05), and Austin Jackson (4/30/10).
- 👉 Collected a walk-off single in the 10th inning on 6/21 vs. STL...According to Elias, he was only the third rookie in Tigers history to record a walk-off hit in the last 14 seasons, joining Carlos Pena (9/13/02) and Curtis Granderson (9/26/05).

👉 Belted his 1st ML home run on 6/24 at PIT, a 2-run shot off Kevin Correia.

👉 Did not commit a fielding error in his last 59 games of the season, beginning 6/29.

POSTSEASON: Collected 2 hits and a stolen base in Game 1 of the ALDS on 10/6 vs. OAK, his postseason debut... Became the first Tigers player to collect at least 2 hits and a stolen base in his postseason debut since Matty McIntyre did so more than 100 years prior in Game 1 of the 1908 World Series vs. CHC.

2011: Spent the majority of the season with CIN's Double-A Carolina, posting a .297 AVG (95-for-320) in 94 games...Led the Southern League with 40 SB, his 4th season with at least 40 steals.

👉 Released by NYM on 4/1 after being selected by the club from SD in the minor league phase of the Rule 5 Draft during the offseason...Signed by CIN as a minor league free agent on 4/21 and assigned to Carolina.

👉 Recorded the 4th-highest OBP in the SL (.399).

👉 Led Carolina in SB, BB (52), and OBP, also ranking among leaders in runs (2nd, 64), hits (3rd, 95), and AVG (5th).

👉 Hit .377 (29-for-77) with RISP for Carolina.

👉 Batted .320 (31-for-97) in 26 games during May...Collected a season-high 4 hits on 5/20 vs. Chattanooga.

👉 Placed on the DL with a left hand contusion from 6/22-28.

👉 Registered a .337 AVG (34-for-101) in 28 games during August...Stole 4 bases on 8/7 at Mississippi and on 8/21 vs. Jacksonville.

👉 Compiled a 15-game hitting streak from 8/9-24 (.383, 23-for-60).

👉 Transferred to Louisville on 9/1 and played in 4 games with the Bats in his Triple-A debut.

👉 Signed by the Detroit Tigers as a minor league free agent on 11/9.

2010: Combined with PHI's Double-A Reading and SD's Double-A San Antonio to hit .210 (73-for-348) in 99 games.

👉 Began the season with Reading and played in only 1 game before being placed on the DL from 4/12-29 due to a viral infection.

👉 Tabbed Eastern League Player of the Week for 6/7-13 (5 G, .500 AVG, 8-for-16, 2B, HR, 5 RBI, 4 SB).

👉 Claimed off waivers by SD from PHI on 7/14 and assigned to Double-A San Antonio, where he spent the remainder of the season.

👉 Selected by the New York Mets in the minor league phase of the Rule 5 Draft on 12/9.

2009: Hit .266 (137-for-516) with a .355 OBP for Double-A Reading, earning Eastern League mid- and postseason All-Star honors...Stole 48 bases, the 3rd consecutive season reaching that total.

👉 Ranked 2nd among Phillies minor leaguers and in the EL in steals...Also ranked among league leaders in games played (4th, 135), runs scored (4th, 89), hits (T-10th, 137), and BB (T-6th, 63).

👉 Led all EL outfielders with a .993 fielding percentage (2 E/289 TC)...Played all 135 of his games in CF.

👉 Following the season, rated as the EL's best base runner by *Baseball America*.

👉 Saw action in 8 games with Caguas in the Puerto Rican Winter League following the season.

2008: Named a Florida State League postseason All-Star after spending the year with High-A Clearwater...Led all Phillies minor league players in stolen bases (51) for the 2nd straight season... Set a club record by hitting safely in 30 consecutive games from 7/12-8/13 (.363, 45-for-124).

👉 Led the FSL in stolen bases and games played (134), also ranking 2nd in BB (65) and 4th in hits (139).

👉 Hit .337 (33-for-98) with RISP, including .360 (18-for-50) with 2 outs.

👉 Played all 131 of his games in CF and recorded 8 OF assists.

👉 Following the season, ranked by *Baseball America* as the Phillies' 25th-best prospect.

Quintin Berry, Continued

👉 Hit safely in 44 of 45 games from 6/24-8/13, ranking 2nd among FSL hitters in AVG in that span (.365, 69-for-189)...Recorded multiple hits in 22 of those 45 games...Went 0-for-4 on 7/11 vs. Daytona after putting together a 14-game hitting streak from 6/24-7/10, then hit safely in his next 30 games from 7/12-8/13.

👉 Appeared in 22 games with Mesa in the Arizona Fall League after the season, recording a .311 AVG (28-for-90).

2007: Spent the entire season with Single-A Lakewood, winning the Paul Owens Award as the best player in PHI's minor league system...Led all Phillies minor leaguers in AVG (.312, 152-for-487) and stolen bases (55)...Earned South Atlantic League mid-and post-season All-Star honors.

👉 Led Single-A players in steals, also ranking 6th in hits and 10th in AVG...Also led Lakewood in runs scored (86).

👉 Following the season, named the 23rd-best prospect in PHI's organization by *Baseball America*...Also rated as having the best strike zone discipline in the system.

👉 Hit .343 (118-for-344) in his final 88 games of the season, beginning 5/21.

👉 Batted above .300 in May (.327), June (.310), and August (.378)...His .378 AVG in August ranked 4th in the SAL.

👉 Named SAL Player of the Week for 5/21-27 (7G, .448, 13-for-29, 2B, 3B, 4 RBI, 6 SB).

👉 Registered a season-high 14-game hitting streak from 5/21-6/5 (.455, 25-for-55).

👉 Hit .492 (30-for-61) during a 14-game stretch from 8/1-15, recording at least 3 hits in 8 of those games...Collected a season-high 4 hits on 8/1 vs. Asheville.

2006: Made his professional debut with Short-A Batavia after being selected by PHI in the 5th round of the June Draft.

👉 Collected a season-high 5 hits on 7/9 vs. Hudson Valley (5-for-6, 3 R, 3B, 3 RBI)...Went 4-for-5 with 2 R and 1 RBI the following day, finishing the series 10-for-14 with 6 R and 5 RBI.

Personal

👉 Married to Priscilla...The couple has two children, son Kameron and daughter Kamila.

👉 Selected by ATL in the 25th round of the 2003 June Draft, but did not sign.

👉 Graduated in 2003 from Morse High School in San Diego, where he was a teammate of Orioles OF Adam Jones.

👉 Played baseball for 1 season (2004) at Grossmont Junior College (CA) before transferring to San Diego State University...Hit .419 (96-for-229) in 56 games as a sophomore in 2005, becoming the 1st Aztec to bat .400 since Steve Dietz (.404) in 1992...Hit .335 in 59 games as a junior.

Quintin Berry's Career Record

YEAR	CLUB	AVG.	G	AB	R	H	2B	3B	HR	RBI	SH	SF	HB	BB	SO	SB	CS	E
2006	Batavia	.219	62	210	34	46	2	2	0	13	5	2	5	25	51	19	4	2
2007	Lakewood	.312	126	487	86	152	19	4	3	44	12	9	12	61	85	55	18	3
2008	Clearwater	.272	134	511	63	139	24	1	3	43	7	1	6	65	103	51	14	4
2009	Reading	.266	135	516	89	137	17	2	5	28	10	0	9	63	118	48	14	2
2010	Reading	.210	66	238	35	50	10	2	2	25	9	2	3	33	50	23	6	3
	San Antonio	.209	33	110	11	23	1	1	1	8	1	0	3	10	28	4	2	1
2011	Carolina	.297	93	320	64	95	16	1	6	41	2	1	3	52	83	40	7	3
	Louisville	.056	4	18	2	1	0	0	0	0	1	0	0	0	4	2	0	0
2012	Toledo	.270	39	159	18	43	8	0	0	11	2	1	3	22	46	19	3	2
	DETROIT	.258	94	291	44	75	10	6	2	29	6	1	7	25	80	21	0	2
2013	Toledo	.168	49	167	16	28	8	0	1	15	5	1	3	23	45	15	2	1
	Omaha	.222	48	144	18	32	2	1	2	16	0	1	1	26	34	13	2	3
	Pawtucket	.125	3	8	1	1	0	0	0	0	0	0	1	1	2	2	0	0
	BOSTON	.625	13	8	5	5	0	0	1	4	0	0	1	2	3	0	0	0
2014	Norfolk	.285	112	365	53	104	19	1	3	35	5	3	2	57	84	25	6	3
	BALTIMORE	.000	10	2	3	0	0	0	0	0	0	0	0	1	1	0	0	0
	Major League Totals	.266	117	301	52	80	10	6	3	33	6	1	7	26	83	25	0	2
	Minor League Totals	.262	904	3253	490	851	126	15	26	279	59	21	51	438	733	316	78	27
	Red Sox Totals	.625	13	8	5	5	0	0	1	4	0	0	0	1	2	3	0	0

2003 Selected by the Atlanta Braves in the 25th round of the June Draft (did not sign)

2006 Signed by the Philadelphia Phillies as a fifth-round selection in the June Draft

2010 Claimed off waivers by the San Diego Padres on 7/14

2010 Selected by the New York Mets in the minor league phase of the Rule 5 Draft on 12/9

2011 Signed by the Cincinnati Reds as a minor league free agent on 4/21

2011 Signed by the Detroit Tigers as a minor league free agent on 11/9

2013 Claimed off waivers by the Kansas City Royals on 6/4

2013 Acquired by the Boston Red Sox in a minor league trade in exchange for RHP Clayton Mortensen on 8/27

2014 Signed by the Baltimore Orioles as a minor league free agent on 1/3

2015 Signed by the Boston Red Sox as a minor league free agent on 1/18

Additional Batting Statistics

YEAR	CLUB	OBP	SLG	OPS	TB	GDP
2012	DETROIT	.330	.354	.684	103	4
2013	BOSTON	.667	1.000	1.667	8	0
2014	BALTIMORE	.000	.000	.000	0	0
Major League Totals		.337	.369	.706	111	4

Division Series Record

YEAR	CLUB	AVG.	G	AB	R	H	2B	3B	HR	RBI	SH	SF	HB	BB	SO	SB	CS	E
2012	DET vs. OAK	.300	4	10	1	3	1	0	0	0	1	0	0	1	3	1	0	0
2013	BOS vs. TB	-	1	0	0	0	0	0	0	0	0	0	0	0	0	1	0	0
Division Series Totals		.300	5	10	1	3	1	0	0	0	1	0	0	1	3	2	0	0

Championship Series Record

YEAR	CLUB	AVG.	G	AB	R	H	2B	3B	HR	RBI	SH	SF	HB	BB	SO	SB	CS	E
2012	DET vs. NYY	.250	3	8	2	2	1	0	0	0	0	0	0	0	1	1	0	0
2013	BOS vs. DET	-	1	0	0	0	0	0	0	0	0	0	0	0	0	1	0	0
LCS Totals		.250	4	8	2	2	1	0	0	0	0	0	0	0	1	2	0	0

World Series Record

YEAR	CLUB	AVG.	G	AB	R	H	2B	3B	HR	RBI	SH	SF	HB	BB	SO	SB	CS	E
2012	DET vs. SF	.000	4	8	0	0	0	0	0	0	0	0	0	1	2	0	0	0
2013	BOS vs. STL	-	1	0	0	0	0	0	0	0	0	0	0	0	0	1	0	0
World Series Totals		.000	5	8	0	0	0	0	0	0	0	0	0	1	2	1	0	0

Career Fielding Record

YEAR	CLUB	POS	PCT.	G	GS	PO	A	E	TC	DP
2012	DETROIT	OF	.988	87	70	167	2	2	171	0
2013	BOSTON	OF	1.000	9	1	4	0	0	4	0
2014	BALTIMORE	OF	1.000	5	0	2	0	0	2	0
Career Totals		OF	.989	101	71	173	2	2	177	0

Career Single-Game Highs

HITS	5, 6/17/12 for DET vs. COL
DOUBLES	1, 10 times, last 9/18/12 for DET vs. OAK
HOME RUNS	1, 3 times, last 9/29/13 at BAL
RBI	2, 9 times, last 9/29/13 at BAL
RUNS SCORED	2, 8 times, last 9/4/13 vs. DET
WALKS	2, 6/24/12 for DET at PIT
STRIKEOUTS	4, 5/30/12 for DET at BOS
STOLEN BASES	2, 3 times, last 7/16/12 for DET vs. LAA
HITTING STREAK	6, 5/23/12-5/28/12
EJECTIONS	None

Home Run Notes

MULTI-HOME RUN GAMES (0)
LEADOFF HOME RUNS (0)
GRAND SLAMS (0)
PINCH-HIT HOME RUNS (0)
EXTRA-INNING HOME RUNS (0)
GAME-ENDING HOME RUNS (0)
INSIDE-THE-PARK HOME RUNS (0)

50 MOOKIE BETTS OF/INF



Full Name: Markus Lynn Betts
Bats: Right **Throws:** Right **Height:** 5-9 **Weight:** 180
Opening Day Age: 22
Born: October 7, 1992 in Nashville, TN
Resides: Brentwood, TN
Major League Service: 70 days
Acquired: Selected in the fifth round of the 2011 June Draft
Signed By: Danny Watkins (Red Sox)
Contract Status: Signed through 2015

Career Highlights

👉 Last year, climbed from Double-A to hit .291 with a .368 OBP in 52-game ML debut...Earned spots on both *Baseball America's* All-Rookie Team and Minor League All-Star First Team.

👉 Named Red Sox 2014 Minor League Player of the Year by both *Baseball America* and the Boston Baseball Writers.

👉 Owns a .315 AVG/.408 OBP/.470 SLG/.877 OPS line in 298 career minor league games beginning in 2011.

👉 Was an infielder playing mostly 2B in the minor leagues until converting to the outfield while at Double-A in May 2014.

👉 Reached base safely in 71 consecutive games between High-A Salem (playoffs included) and Double-A Portland from 8/2/13-5/16/14.

👉 Participated in the Red Sox Rookie Development Program in January 2015.

👉 Is the nephew of former major leaguer Terry Shumpert, who played 21 games for the Red Sox in 1995.

2014: Climbed from Double-A to Triple-A and made ML debut at 21 years old...Hit .291 (55-for-189), 12 2B, 3B, 5 HR in 52 games over 3 stints with BOS...Named to *Baseball America's* MLB All-Rookie Team and Minor League All-Star First Team.

👉 Among Red Sox with at least 200 PA, ranked 2nd in OBP (.368) and OPS (.812)...Reached base in 42 of 50 starts.

👉 His .368 OBP ranked 2nd among ML rookies with at least 200 PA (CWS' Jose Abreu, .383)...Joined Ted Williams (.436 in 1939, .442 in 1940) as the only Red Sox ever to post an OBP that high at age 21 or younger (min. 200 PA).

👉 Played his first 38 ML games in the OF (28 games at CF, all starts; 12 games at RF, 8 starts)...His last 14 games beginning on 9/13 were all at 2B.

👉 Selected to BOS' major league roster on 6/28 and made big league debut the next night at NYY, singling off Chase Whitley in the 4th inning for his 1st hit.

👉 Hit 1st HR in his 4th ML game on 7/2 vs. CHC, a 5th-inning shot off Carlos Villanueva.

👉 Sent back to Pawtucket on 7/19 when Shane Victorino was activated from the DL.

👉 Recalled on 8/1 and played 3 games before being optioned again on 8/7 when Kelly Johnson was activated.

👉 Returned for his 3rd ML stint on 8/18 and started all 39 remaining Red Sox games...In that time, ranked among AL leaders in times on base (4th, 66), OBP (5th, .391), and runs (T-5th, 28)...Also led the team in extra-base hits (15), AVG (.304), SLG (.466), and OPS (.857) during that stretch.

👉 Hit 1st career grand slam on 8/29 at TB in the 2nd inning off Chris Archer...At 21 years and 327 days old, became the youngest Red Sox with a grand slam since Tony Conigliaro did it at 20 years old on 8/24/65 vs. WSH.

👉 Reached base safely in 24 of his last 27 games beginning 8/31...In that time, ranked 10th in the AL with a .324 AVG (35-for-108) and scored 23 runs, 1 shy of the ML lead (LAA's Mike Trout, 24).

👉 Took over as Boston's leadoff hitter on 9/6 and batted .305 (25-for-82) with a .387 OBP in that role over the last 21 games of the season.

👉 Hit his 1st career leadoff homer on 9/21 at BAL off Miguel Gonzalez...At 21 years old, was the youngest Red Sox with a leadoff shot since 21-year-old Bobby Doerr on 8/1/39 vs. CLE's Bob Feller.

👉 In 151 total games between Double-A, Triple-A, and MLB, combined to hit .328 (193-for-588) with 42 2B, 6 3B, 16 HR, 83 RBI, 82 BB, 81 SO, 40 SB, a .411 OBP, .502 SLG, and .913 OPS.

👉 Named Red Sox Minor League Offensive Player of the Year for a 2nd straight season...Reached base via hit or walk in 92 of 99 minor league games between Double-A Portland and Triple-A Pawtucket, leading the Red Sox farm system with a .346 AVG (138-for-399)...Struck out only 50 times compared to 61 walks, posting a .431 OBP.

👉 Named Red Sox Minor League Player of the Year by both the Boston Baseball Writers and *Baseball America*... Selected to the U.S. roster in the SiriusXM All-Star Futures Game.

👉 Was the 2B on *Baseball America's* Minor League All-Star First Team and All-Rookie Team...Also tabbed by BA as the Eastern League's best defensive 2B.

👉 Began the year in his Double-A debut and hit .355 (76-for-214) in 54 games for Portland.

👉 Chosen as Eastern League Player of the Month for April... In 22 April games, led the league in AVG (.430), hits (40), XBH (15), total bases (64), runs (30), OBP (.481), SLG (.688), and OPS (1.169).

👉 Led off Sea Dogs' season with a homer on 4/3 at Reading... Earned EL Player of the Week honors for 4/3-12 (.457, 16-for-35, 11 R, 5 2B, 3B, HR, 4 RBI in 9 G).

👉 Named Red Sox Minor League Hitter of the Month and Defensive Player of the Month for April... Batted .430 (40-for-93) with 10 2B, 3B, 4 HR, 13 RBI, and 11 BB with no errors... His 40 hits, 10 2B, and 10 SB tied Portland franchise records for April.

👉 Was Boston's Minor League Base Stealer of the Month for June, when he was successful in all 12 SB attempts.

👉 Reached base safely in an EL-best 36 straight games to begin the season from 4/3-5/16... On 5/17, drove in 2 runs but snapped a 71-game on-base streak between 2013 (High-A Salem regular and postseason) and 2014 in Portland.

👉 Promoted on 6/3 to Triple-A Pawtucket and hit .335 (62-for-185) in 45 games for the PawSox.

2013: Named Red Sox Minor League Offensive Player of the Year and selected to *Baseball America's* Minor League All-Star 2nd Team after hitting .314 (145-for-462), 36 2B, 4 3B, 15 HR, 65 RBI, 81 BB in 127 games between Single-A Greenville and High-A Salem.

👉 Paced all Red Sox minor leaguers in total bases (234), 2B (tied, 36), SB (38), and SLG (.506, min. 250 AB).

👉 Began the season with the Drive and earned a spot as the utility player on the South Atlantic League Mid-Season All-Star Team.

👉 Named both Red Sox Minor League Hitter and Base Runner of the Month for May (.356, 19 XBH, 23 R, 8 SB, 21 BB in 26 games).

👉 Matched the longest hit streak of the season in the SAL with a 19-gamer from 5/5-25 (.419, 31-for-74, 8 2B, 6 HR, 9 RBI, 14 BB)... Named SAL Player of the Week for 5/6-13.

👉 Promoted to Salem on 7/9 and named the Red Sox Minor League Base Stealer of the Month for July after swiping 15 bases in 16 attempts over 20 games between the Drive and Salem.

👉 Twice selected as Carolina League Player of the Week: 8/5-12, 8/19-26.

👉 Named Red Sox Minor League Hitter of the Month for August/September, batting .404 (46-for-114).

👉 Closed out the regular season with a 30-game on-base streak, the longest in the CL all year (.418, 46-for-110, .496 OBP).

👉 Reached safely in 10 of 20 PA in postseason play for the CL Champion Salem Sox (.412, 7-for-17).

👉 After the season, hit .271 (16-for-59) for the Arizona Fall League Champion Surprise Saguaros and was named to the West Division Fall Stars Team.

👉 Following the season, ranked as the 3rd-best 2B prospect in baseball by *Baseball America*, No. 75 overall, and the Red Sox' No. 7 prospect, as well as the best athlete in the system... Also named the 7th-best prospect in the CL by the same publication.

2012: Led all qualifying New York-Penn League 2B with a .969 fielding percentage (9 E/286 TC) at Short-A Lowell.

👉 Led the Spinners and tied for 4th in the NYPL with 71 games... Also led Lowell with 31 RBI and ranked among club leaders in AB (2nd, 251), runs (3rd, 34), hits (2nd, 67), BB (2nd, 32), and steals (3rd, 20).

👉 Batted .338 (27-for-80) against southpaws.

👉 Named Red Sox Minor League Base Stealer of the Month for August/September after swiping 9 bases without being caught.

2011: Played 1 game for the Rookie-level GCL Red Sox in his pro debut on 8/26 vs. GCL Twins.



Personal

👉 Batted .509 and stole 30 bases to earn Louisville Slugger High School All-American honors as a senior in 2011 at John Overton (TN) High School.

👉 At Overton High, was also a member of the basketball team and a standout bowler.

👉 Named after former NBA point guard Mookie Blaylock.

Mookie Betts, Continued

In the Community

In January 2015, Mookie interacted with fans at Red Sox Winter Weekend...Met and visited with Jimmy Fund patients and painted murals at the Curley K-8 School in Boston...during the Red Sox Rookie Development program in 2014...Also participated in the Red Sox Destinations program and Picnic in the Park, which benefitted the Red Sox Foundation...Attended a BoSox Club Luncheon, and greeted fans at the gates before a 2014 home game.

Mookie Betts' Career Record

YEAR	CLUB	AVG	G	AB	R	H	2B	3B	HR	RBI	SH	SF	HB	BB	SO	SB	CS	E
2011	GCL Red Sox	.500	1	4	0	2	0	0	0	2	0	0	0	0	0	1	0	3
2012	Lowell	.267	71	251	34	67	8	1	0	31	2	4	3	32	30	20	4	15
2013	Greenville	.296	76	277	63	82	24	1	8	26	3	1	1	58	40	18	2	12
	Salem	.341	51	185	30	63	12	3	7	39	1	1	1	23	17	20	2	6
2014	Portland	.355	54	214	56	76	18	3	6	34	0	3	1	35	20	22	3	4
	Pawtucket	.335	45	185	31	62	12	2	5	31	0	0	0	26	30	11	4	1
	BOSTON	.291	52	189	34	55	12	1	5	18	1	0	2	21	31	7	3	4
	Major League Totals	.291	52	189	34	55	12	1	5	18	1	0	2	21	31	7	3	4
	Minor League Totals	.315	298	1116	214	352	74	10	26	163	6	9	6	174	137	92	15	41

2011 Signed by the Boston Red Sox as a fifth-round selection in the June Draft

Additional Batting Statistics

YEAR	CLUB	OBP	SLG	OPS	TB	GDP
2014	BOSTON	.368	.444	.812	84	2

Career Fielding Record

YEAR	CLUB	POS	PCT.	G	GS	PO	A	E	TC	DP
2014	BOSTON	OF	.989	37	36	84	3	1	88	2
	BOSTON	2B	.955	14	14	25	38	3	66	7

Career Single-Game Highs

HITS	3, 2 times, last 9/25/14 at TB
DOUBLES	2, 7/9/14 vs. CWS
HOME RUNS	1, 5 times, last 9/21/14 at BAL
RBI	4, 8/29/14 at TB
RUNS SCORED	3, 9/5/14 vs. TOR
WALKS	2, 2 times, last 9/24/14 vs. TB
STRIKEOUTS	2, 5 times, last 9/24/14 vs. TB
STOLEN BASES	1, 7 times, last 9/28/14 vs. NYY
HITTING STREAK	6, 9/4/14-9/9/14
EJECTIONS	None

Home Run Notes

MULTI-HOME RUN GAMES (0)

LEADOFF HOME RUNS (1)

9/21/14 at BAL off Miguel Gonzalez

GRAND SLAMS (1)

8/29/14 at TB off Chris Archer

PINCH-HIT HOME RUNS (0)

EXTRA-INNING HOME RUNS (0)

GAME-ENDING HOME RUNS (0)

INSIDE-THE-PARK HOME RUNS (0)

16 JEFF BIANCHI

INF



Full Name: Jeffrey Thomas Bianchi
Bats: Right **Throws:** Right **Height:** 5-11 **Weight:** 185
Opening Day Age: 28
Born: October 5, 1986 in Lancaster, PA
Resides: Lancaster, PA
Major League Service: 2 years, 33 days
Acquired: Signed as a minor league free agent on December 31, 2014
Signed By: Sean Rooney (Brewers)
Contract Status: Signed through 2015

Non-Roster Invitee

Career Highlights

👉 Begins his 1st season in the Red Sox organization after signing with Boston as a minor league free agent on 12/31/14.

👉 Has played in 162 major league games (84 starts), all with the Brewers...Has ML experience at 2B, 3B, SS, and LF...Has also played in 621 career minor league games.

👉 Named a 2005 Rookie-level Arizona League postseason All-Star and 2011 Double-A Texas League mid-season All-Star.

👉 Originally a 2nd-round selection by Kansas City in the 2005 June Draft, has played the last 10 seasons in the Royals (2005-11) and Brewers (2012-14) systems.

2014: Made 1st career Opening Day roster...Hit .171 in 29 games with the Brewers...Missed entire 2nd half of the season on the disabled list.

👉 Began the season with the Brewers, hitting .145 (8-for-55) in his first 21 games.

👉 Outrighted to Triple-A Nashville on 5/24...Played in 24 games with the Sounds, batting .276 (27-for-98) with a .963 fielding percentage (3 E/82 TC) at SS (9 G), 2B (8 G) and 3B (7 G).

👉 Selected to ML roster on 6/29 and hit .267 (4-for-15) in 8 games before being placed on the 15-day DL with a right elbow strain on 7/13...Missed the remainder of the season...Transferred to the 60-day DL on 9/1.

👉 With the Brewers, combined for a .959 fielding percentage (3 E/74 TC) at SS (10 G/9 GS), 3B (9 G/5 GS) and 2B (4 G/1 GS).

👉 Signed by the Boston Red Sox as a minor league free agent on 12/31.

2013: Played in 100 games (54 starts) with the Brewers, batting .237 with 22 R, 8 2B, 3B, HR, and 25 RBI...Selected to play SS for Team Italy in the World Baseball Classic, but withdrew due to injury.

👉 Began the season on the DL with left hip bursitis...Combined to hit .250 (14-for-56) in 15 rehab games with Double-A Huntsville and Triple-A Nashville.

👉 Returned from rehab and reinstated from the DL on 5/2...Hit safely in each of his first 4 starts, batting .438 (7-for-16) from 5/12-21...Led the Brewers to a 6-4 win at STL on 5/18, breaking a 4-4 tie with a 2-run single in the 10th inning off Joe Kelly.

👉 Hit safely in 8 of his final 11 games from 9/19-29...Hit only HR of the season on 9/24 at ATL (off Freddy Garcia), snapping a homerless stretch of 250 AB.

👉 Played 3B (42 G), SS (20 G), 2B (19 G), and LF (3 G)...Combined for a .964 fielding percentage (10 E/276 TC) as an INF...Made 26 starts at 3B, 17 starts at SS and 11 at 2B.

2012: Made ML debut with the Brewers after spending his first 7 professional seasons in the Royals' system...Played in 33 games over 3 stints with MIL (7/12-26, 8/13-15, 8/25-end), batting .188 with 8 R, 2 2B, 3 HR, and 9 RBI.

👉 Claimed off waivers by the Brewers from the Cubs on 1/11.

👉 Earned 2nd consecutive invitation to ML Spring Training camp, 1st with Milwaukee.

👉 Made 13 starts for the Brewers (13 at SS, 1 at 2B, 1 at 3B)...Combined for a .983 fielding percentage (1 E/58 TC).

👉 Made ML debut on 7/13 vs. PIT, entering as a pinch hitter in the 7th inning (0-for-1, SO).

👉 Made 1st ML start on 7/15 vs. PIT, going 0-for-3 and playing SS.

👉 Recorded 1st ML hit on 8/25 at PIT, an 8th-inning single off Jeff Karstens...Had been hitless in his first 15 ML at-bats.

👉 Hit 1st ML home run on 8/28 at CHC, a 2nd-inning, 3-run shot off Travis Wood.

👉 Combined to bat .325 (106-for-326) between Double-A Huntsville (19 G) and Triple-A Nashville (73 G)...Began the season by hitting .351 (27-for-77) in 19 games with Huntsville, earning a promotion to Nashville on 5/6.

Jeff Bianchi, Continued

👉 Went 4-for-4 with 3 R, 2 2B and 1 HR on 8/21 at Omaha, his final minor league appearance of the season.

👉 Recalled by MIL on 8/25 and spent the remainder of the season with the Brewers.

👉 Played only SS in the minors, producing a .978 fielding percentage (8 E/364 TC) in 87 games.

2011: Earned 1st invitation to ML Spring Training camp as a non-roster invitee with the Royals...Spent entire season with Double-A Northwest Arkansas, earning Texas League mid-season All-Star honors.

👉 Tied for the team lead in doubles (23) and ranked 4th in runs scored (63).

👉 Split time between 2B (62 G) and SS (38 G), combining to produce a .976 fielding percentage (11 E/467 TC).

👉 Claimed off waivers by CHC on 12/9.

2010: Missed entire season while recovering from Tommy John Surgery performed on 3/19 by Dr. Lewis Yocum in Los Angeles, CA.

👉 Placed on the disabled list on 4/8.

2009: Combined with High-A Wilmington (60 G) and Double-A Northwest Arkansas (68 G) to hit .308 (151-for-490) with 74 R, 29 2B, 3 3B, 9 HR, 70 RBI, and 22 SB...Ranked 3rd among Royals minor leaguers in AVG and 4th in RBI.

👉 Began the season with Wilmington and hit .300 (66-for-220) in 60 games with the club.

👉 Promoted to Northwest Arkansas on 6/18...Earned Texas League Player of the Week honors on 6/29 after his 1st full week with the club (6 G, .625 AVG, 15-for-24, 5 R, 1 2B, 1 HR, 6 RBI, 3 BB, 2 SB)...Named TL Player of the Week again on 7/27 after recording two 2-hit games, two 3-hit games and two 4-hit games (6 G, .600, 18-for-30, 9 R, 3 2B, 1 HR, 11 RBI, 1 BB, 1 SB).

👉 Combined to play 120 games at SS...Also played 2 games at 2B with Northwest Arkansas.

👉 Following the season, was ranked by *Baseball America* as the Royals' 11th-best prospect, as well as the 19th-best prospect in the Carolina League and the 16th-best in the Texas League.

👉 Selected to the Royals' ML roster on 11/20.

👉 Played in 17 games for Surprise of the Arizona Fall League.

2008: Earned the Frank White Defensive Player of the Year Award as the best defensive player in the Royals' organization.

👉 Led High-A Wilmington in doubles (34) and RBI (61).

👉 Was on the disabled list from 4/19-5/6 with a left hamstring strain.

👉 Named Carolina League Player of the Week on 8/4 after hitting .423 (11-for-26) with 6 R, 6 2B, 1 HR, 5 RBI, 3 BB, and 2 SB from 7/28-8/3.

👉 Produced a .994 fielding percentage in 75 games at 2B (2 E/349 TC), his 1st full season at the position after spending his first 3 years at SS...Also made 12 starts at SS.

2007: Spent 1st full season with Single-A Burlington, batting .247 in 99 games.

👉 Played 82 games at SS...Also made 6 starts at 2B.

👉 Following the season, ranked by *Baseball America* as the Royals' 18th-best prospect.

👉 Also played in 18 games for West Oahu of the Hawaii Winter Baseball League.

2006: Played in only 12 games for the AZL Royals due to a stint on the disabled list...Hit .429 with a .537 OBP, .667 SLG and 1.204 OPS.

👉 Hit safely in 10 of his 12 games and scored at least 1 run in 9 of them.

👉 Placed on the DL on 7/17 and missed the remainder of the season...Underwent surgery to repair a torn labrum in his right shoulder.

👉 Following the season, ranked by *Baseball America* as the Royals' 11th-best prospect.

2005: Hit .408 with a .484 OBP, .745 SLG, 1.229 OPS, and a team-high 6 HR with the AZL Royals in 1st pro season...Earned Arizona League post-season All-Star and Topps Class-A Short Season/Rookie Level All-Star honors.

👉 Recorded multiple hits in 7 of his first 8 games as a professional...Went 11-for-17 (.647) with 8 R and 11 RBI in a 4-game span from 6/27-30, going 5-for-5 on 6/28 vs. the AZL Rangers...Was batting .500 (30-for-60) through his first 17 games.

👉 Following the season, ranked by *Baseball America* as the fastest baserunner and the 5th-best prospect in the Royals' system...Also ranked the 4th-best Arizona League prospect.

Personal

👉 Last name is pronounced "bee-YAYN-kee"

👉 Married to Nicole...The couple has a daughter, Novella.

👉 Graduated from Lampeter-Strasburg (PA) High School, where he was named Gatorade Pennsylvania Player of the Year following his senior season in 2005.

👉 Was named MVP of the 2004 United States Specialty Sports Association (USSSA) World Series in Nashville, TN.

Jeff Bianchi's Career Record

YEAR	CLUB	AVG.	G	AB	R	H	2B	3B	HR	RBI	SH	SF	HB	BB	SO	SB	CS	E
2005	AZL Royals	.408	28	98	29	40	7	4	6	30	0	5	3	16	22	5	2	4
2006	AZL Royals	.429	12	42	13	18	4	0	2	6	0	1	2	9	3	1	1	1
2007	Burlington	.247	99	368	43	91	19	0	2	36	1	6	3	25	72	15	4	13
2008	Wilmington	.255	104	396	57	101	34	5	10	61	4	8	3	20	95	13	4	7
2009	Wilmington	.300	60	220	32	66	12	2	4	28	3	1	1	20	47	12	2	6
	NW Arkansas	.315	68	270	42	85	17	1	5	42	2	5	1	19	58	10	4	8
2010										Did Not Play								
2011	NW Arkansas	.259	119	444	63	115	23	2	2	48	9	4	3	39	85	20	5	11
2012	Huntsville	.351	19	77	11	27	4	0	0	6	2	0	0	6	11	3	1	4
	Nashville	.317	73	249	33	79	13	1	5	19	5	1	1	22	48	11	5	4
	MILWAUKEE	.188	33	69	8	13	2	0	3	9	2	1	0	4	13	0	0	1
2013	Huntsville	.267	5	15	0	4	0	0	0	1	0	0	0	1	2	0	1	0
	Nashville	.244	10	41	6	10	1	1	1	6	0	0	0	2	8	0	0	2
	MILWAUKEE	.237	100	236	22	56	8	1	1	25	2	2	1	11	46	4	4	10
2014	MILWAUKEE	.171	29	70	4	12	1	0	0	6	0	1	0	3	17	0	0	3
	Nashville	.276	24	98	11	27	5	0	3	12	0	1	0	6	19	2	0	3
Major League Totals		.216	162	375	34	81	11	1	4	40	4	4	1	18	76	4	4	14
Minor League Totals		.286	621	2318	340	663	139	16	40	295	26	32	17	185	470	92	29	63

- 2005 Signed by the Kansas City Royals as a second-round selection in the June Draft
- 2011 Claimed off waivers by the Chicago Cubs from the Kansas City Royals on 12/9
- 2012 Claimed off waivers by the Milwaukee Brewers from the Chicago Cubs on 1/19
- 2013 On disabled list with left hip bursitis, 3/22-5/1
- 2014 On disabled list with right elbow strain, 7/13 through remainder of season
- 2014 Signed by the Boston Red Sox as a minor league free agent on 12/31

Additional Batting Statistics

YEAR	CLUB	OBP	SLG	OPS	TB	GDP
2012	MILWAUKEE	.230	.348	.578	24	1
2013	MILWAUKEE	.272	.292	.564	69	4
2014	MILWAUKEE	.203	.186	.388	13	1
Major League Totals		.251	.283	.534	106	6

Career Fielding Record

YEAR	CLUB	POS	PCT.	G	GS	PO	A	E	TC	DP
2012	MILWAUKEE	2B	1.000	4	1	1	2	0	3	0
		3B	1.000	6	1	3	3	0	6	0
2013	MILWAUKEE	SS	.980	14	13	14	34	1	49	7
		2B	.970	19	11	25	40	2	67	10
		3B	.965	42	26	27	84	4	115	9
		SS	.957	20	17	35	55	4	94	16
2014	MILWAUKEE	LF	1.000	3	0	0	1	0	1	0
		2B	1.000	4	1	2	6	0	8	1
		3B	.923	9	5	11	13	2	26	3
		SS	.975	10	9	10	29	1	40	3
Career Totals		2B	.974	27	13	28	48	2	78	11
	3B	.959	57	32	41	100	6	147	12	
	SS	.967	44	39	59	118	6	183	26	
	LF	1.000	3	0	0	1	0	1	0	

Career Single-Game Highs

- HITS** 2, 18 times, last 4/26/14 for MIL vs. CHC
- DOUBLES** 1, 11 times, last 7/12/14 for MIL vs. STL
- HOME RUNS** 1, 4 times, last 9/24/13 for MIL at ATL
- RBI** 3, 3 times, last 8/4/13 for MIL vs. WSH
- RUNS SCORED** 2, 3 times, last 9/6/13 for MIL at CHC
- WALKS** 2, 2 times, last 9/14/13 for MIL vs. CIN
- STRIKEOUTS** 3, 5/17/14 for MIL at CHC
- STOLEN BASES** 1, 4 times, last 9/28/13 for MIL at NYM
- HITTING STREAK** 5, 7/13/13-7/21/13 for MIL
- EJECTIONS** None

Home Run Notes

- MULTI-HOME RUN GAMES (0)**
- LEADOFF HOME RUNS (0)**
- GRAND SLAMS (0)**
- PINCH-HIT HOME RUNS (0)**
- EXTRA-INNING HOME RUNS (0)**
- GAME-ENDING HOME RUNS (0)**
- INSIDE-THE-PARK HOME RUNS (0)**

2 XANDER BOGAERTS

SS



Full Name: Xander Jan Bogaerts
Bats: Right **Throws:** Right **Height:** 6-2 **Weight:** 210
Opening Day Age: 22 (Turns 23 on October 1)
Born: October 1, 1992 in Oranjestad, Aruba
Resides: San Nicolaas, Aruba
Major League Service: 1 year, 42 days
Acquired: Signed as an international free agent on August 23, 2009
Signed By: Mike Lord (Red Sox)
Contract Status: Signed through 2015

Career Highlights

👉 Has played 162 regular season and 12 postseason games as a major leaguer, all from 2013-14 before turning 22...Led major leaguers age 21 or younger with 144 games played in 2014, the most games by a Red Sox that young since Tony Conigliaro in 1966.

👉 In 2013, made ML debut with 18 regular season and 12 postseason games...Started the Red Sox' last 8 postseason games, becoming the youngest Red Sox ever to start a postseason contest at 21 years and 16 days old (prev. Babe Ruth at 21 years, 246 days in 1916).

👉 Ranked as the No. 2 prospect in baseball entering 2014, according to *Baseball America*...Also rated by *Baseball America* as the Red Sox' No. 1 prospect in both 2013 and 2014.

👉 In 2013, named *USA Today's* 2013 Minor League Player of the Year after splitting the bulk of the year between Double-A Portland and Triple-A Pawtucket...Also honored as 2013 Red Sox Minor League Player of the Year by the Boston chapter of the BBWAA and *Baseball America*.

👉 Named 2012 Red Sox Minor League Offensive Player of the Year and earned a spot on *Baseball America's* 2012 Minor League All-Star Second Team after splitting the year between High-A Salem and Portland.

👉 In 2013, became the 5th Aruban-born major leaguer and the 1st to play for the Red Sox...Was on the Netherlands' roster for the 2013 World Baseball Classic.

2014: Played a team-high 144 games in his 1st full major league season at age 21...Saw time between SS (99 games, 98 starts) and 3B (44 games, all starts).

👉 Ranked 2nd on the team with 41 extra-base hits (David Ortiz, 62), tied for 3rd among AL rookies...Also placed among AL rookie leaders in hits (3rd, 129), total bases (3rd, 195), 2B (3rd, 28), BB (T-3rd 39), multi-hit games (4th, 35), runs (4th, 60), HR (5th, 12), and RBI (5th, 46).

👉 Hit a team-best .308 (37-for-120) when leading off an inning, 11th in the AL (min. 75 PA).

👉 Averaged 4.1 pitches seen per PA, 11th best among AL qualifiers, the highest by a ML rookie since ATL's Jason Heyward in 2010 (4.1).

👉 Served as Boston's everyday SS through 6/1...Shifted to 3B on 6/2 when Stephen Drew was recalled...Returned to SS following Drew's 7/31 trade to the Yankees...Hit .266/.333/.391 as a SS compared to .182/.217/.300 as a 3B.

👉 Was batting .299 (66-for-221) with 17 2B, 3B, 5 HR, 17 RBI, and 25 BB in 59 games through 6/7...In his next 60 games from 6/8-8/30, hit just .143 (31-for-217) with 5 2B, 3 HR, and 13 RBI...Ended the season with a .320 AVG (32-for-100) in his last 25 games from 8/31 on.

👉 On 3/31 at BAL, became Boston's youngest Opening Day SS in a century (21-year-old Everett Scott in 1914).

👉 Ranked 2nd on the team with 41 times on base through the end of April, 2nd most in team history by a rookie before the month of May (Nomar Garciaparra, 45 in 1997).

👉 Had a career-high 16-game on-base streak from 4/16-5/4 (.298 AVG, 17-for-57, 5 2B, HR, 5 RBI, 10 BB, .429 OBP)...Began that stretch with a career-best 10-game hit streak (.324 AVG, 12-for-37, 4 R, 4 2B, HR, 5 RBI).

👉 Worked a 14-pitch PA in the 5th inning on 5/15 at MIN (flyout to CF).

👉 Hit 1st career HR at Fenway Park on 5/17 vs. DET...Was the youngest Red Sox to go deep at Fenway Park since Jim Rice in 1974 at 21 years old.

BOGEY AND TONY C.

Bogaerts' 144 games and 594 PA were both the most among major leaguers age 21 or younger in 2014 and the most by a Red Sox that young since Tony Conigliaro in 1966 (150 G, 628 PA)... Since 1920, the only other Red Sox aside from Bogaerts and Conigliaro with that many PA in a season at age 21 or younger was Ted Williams (675 PA in 1939, 661 PA in 1940).

Bogaerts' 12 homers were the most in a season by a Red Sox at age 21 or younger since Tony Conigliaro (24 in 1964, 32 in 1965, 28 in 1966)...The only other Red Sox ever with that many homers in a season before turning 22 were Ted Williams (31 in 1939, 18 in 1940) and Bobby Doerr (12 in 1939).

Xander Bogaerts, Continued

- 👉 According to Elias, became the youngest Red Sox ever to string together 3 straight 3+ hit games from 5/28-30.
- 👉 His 89 times on base through the end of May were the most ever by a Red Sox rookie and most by an AL rookie since SEA's Ichiro Suzuki reached 97 times before June in 2001.
- 👉 Homered in consecutive games for the 1st time in his career 6/2-6/3 at CLE...Did it again 9/9-9/10 vs. BAL.
- 👉 Drove in both Red Sox runs in a 2-1 win on 8/6 at STL...Sac fly in the top of the 9th inning was his 1st career game-winning RBI.
- 👉 Removed from the game on 8/22 vs. SEA after being struck in the head by a pitch by Felix Hernandez...Placed on the 7-day concussion DL on 8/25 (retro to 8/23) and activated on 8/30.
- 👉 From 8/31 through the end of the regular season, ranked among AL leaders in AVG (10th, .310) and SLG (10th, .500)...Placed 2nd on the team with 4 HR, 10 XBH, and 16 RBI.

2013: Played in 18 regular season and 12 postseason games for the Red Sox in his ML debut.

- 👉 Selected to BOS' active roster on 8/19 and made 12 regular season starts between SS (8 G, 6 GS) and 3B (9 G, 6 GS)...Hit safely in 7 games and the Sox were 7-0 in those contests.
- 👉 Made ML debut with a start at SS on 8/20 at SF (0-for-3)...At 20 years and 323 days old, was BOS' youngest position player to appear in a game since Dwight Evans in 1972 (debuted at 20 years, 318 days old on 9/16 that year)...Was the Sox' youngest SS since Luis Alvarado in 1969 (20 years old) and the club's youngest player in a game overall since RHP Jeff Suppan in 1995 (20 years old).
- 👉 Was 3rd-youngest player to appear in a ML game in 2013 behind WSH's Bryce Harper and TEX's Jurickson Profar.
- 👉 Singled off Brandon League in the 9th inning on 8/24 at LAD for 1st ML hit...Recorded 1st extra-base hits of ML career 9/7 at NYY, including 1st home run off Jim Miller in the 5th inning.
- 👉 Split minor league season between Double-A Portland and Triple-A Pawtucket, combining to hit .297 (132-for-444) with 23 2B, 6 3B, 15 HR, 67 RBI, and 63 BB in 116 games.
- 👉 Named USA Today Sports' Minor League Player of the Year and tabbed the SS on *Baseball America's* Minor League All-Star First Team...Received Greg Montalbano Award as Red Sox Minor League Player of the Year by the Boston Baseball Writers...Also named *Baseball America's* Red Sox Minor League Player of the Year.
- 👉 Rated by *Baseball America* as the No. 1 prospect in both the International League and the Eastern League...Named the top Eastern League batting prospect in *Baseball America's* Best Tools Survey.
- 👉 Began season with 56 games for Portland...Played 60 games with the PawSox after a 6/13 promotion...With Pawtucket, made 49 appearances at SS and 10 at 3B.
- 👉 At 20 years old, was the youngest player in the International League all season.
- 👉 Made PawSox debut in a 6/14 doubleheader vs. Buffalo...Scored walk-off run in the 7th inning of Game 1, and launched 2-run homer in Game 2.
- 👉 For 2nd straight year, participated in the XM All-Star Futures Game...Started at SS for Team World in the 7/14 exhibition at Citi Field in New York (2-for-3, BB, R).
- 👉 Invited to 1st Major League Spring Training and was the youngest Red Sox in big league camp (20 years old).
- 👉 Appeared in 7 World Baseball Classic games during Netherlands' run to the World Championship Round...Went 5-for-19 (.263) with 2 2B and an RBI.
- 👉 Following the season, ranked as Boston's No. 1 prospect and the best power hitter in the system for a 2nd straight season, according to *Baseball America*.

POSTSEASON: Appeared in 12 of BOS' 16 postseason games en route to the 2013 World Series Championship... Made 8 starts, all at 3B in the club's last 8 games...Was 5th among postseason leaders (min. 25 PA) with a .412 OBP, 9th with a .481 SLG, and 8th with a .893 OPS, trailing only David Ortiz among Red Sox...Was 3rd on the team with a .296 postseason AVG...Reached in 7 of 11 postseason games with a PA and reached twice in 6 of 8 postseason games with multiple PA...Was the youngest Red Sox position player to appear in a postseason game, and 3rd youngest Red Sox to play in the postseason at age 21 or younger, joining Babe Ruth (20 in 1915, 21 in 1916) and Ken Brett (19 in 1967)...Pinch ran in the 9th inning in his postseason debut in Game 3 of the ALDS at TB... Came around to score the tying run on a Dustin Pedroia groundout, becoming the youngest Red Sox to score a run in postseason play...Drew a 7th-inning walk as a pinch hitter in ALDS Game 4 and scored the tying run on a wild pitch...T-1st among ALCS batters with 4 runs scored...In ALCS Game 5 made 1st start of the postseason at 3B...At 21 years and 16 days old, was the youngest Red Sox ever to start a postseason contest (prev. Babe Ruth at 21 years, 246 days old in Game 2 of 1916 World Series)...Was the 3rd-youngest ALCS starter ever behind Claudell Washington (20 years, 55 days in GM 2 in 1974) and Bret Saberhagen (20 years, 176 days in GM 3 in 1984)...Became youngest Red Sox to record a postseason hit with 9th-inning double in ALCS Game 4 at DET...Was youngest player to appear in a World Series game since FLA's Miguel Cabrera in 2003 (20 years old) and the 17th-youngest position player in WS history...Tripled in World Series Game 3, the 3rd-youngest player to notch a 3-bagger in a WS game after Ty Cobb (20 in 1907, GM 4) and Mickey Mantle (20 in 1952, GM 4).

2012: Honored as Red Sox Minor League Offensive Player of the Year and *Baseball America's* Red Sox Minor League Player of the Year after splitting the season between High-A Salem and Double-A Portland...Also named to *Baseball America's* Minor League All-Star Second Team.

- 👉 Combined to hit .307 (146-for-476) with 37 2B, 3 3B, 20 HR, 81 RBI, and 44 BB in 127 G...Ranked among Red Sox minor league leaders in HR (T-2nd), RBI (3rd), and AVG (T-4th).

Xander Bogaerts, Continued

👉 Was the Eastern League's youngest position player all year (2nd youngest overall).

👉 Began year with 104 games for Salem and was named a Carolina League Regular and Post-Season All-Star.

👉 Placed among Carolina League qualifiers in AVG (4th, .302), OBP (4th, .378), and SLG (2nd, .505).

👉 Tied for the Carolina League lead with 8 HR over a 25-game stretch from 6/3-28...In that time, led the CL in SLG (.679) and OPS (1.144)...In 30 June games, batted .337 (34-for-101) with 24 RBI.

👉 Promoted to Portland on 8/9 and homered that night in Double-A debut at Akron...Hit safely in his first 6 games at that level, including multiple hits in his first 4 contests with the Sea Dogs.

👉 Played for the World Team in the All-Star Futures Game on 7/8 in KC as starting DH (1-for-4).

👉 Named CL Batter of the Week for 7/30-8/5, his last full week at that level...In that stretch, went 13-for-24 (.541) with 6 2B, 4 RBI, and 4 BB.

👉 Hit safely in 19 of 23 games with Portland at .326 (30-for-92), including 10 multi-hit contests.

👉 Following the season, ranked by *Baseball America* as BOS' No. 1 prospect, as well as the best power hitter and best athlete in the system...Also selected as No. 1 position player prospect (No. 2 overall) in the Carolina League.

2011: Jumped to Single-A Greenville for his 1st season in the U.S.

👉 Reported to the Drive on 6/9 and spent the rest of the season as the club's youngest player.

👉 Ranked 3rd on the team with 16 HR, tying for 3rd most in the South Atlantic League during his time with the club.

👉 Knocked 2 HR at Rome on 7/10, his 1st career multi-homer game.

👉 Named SAL Batter of the Week for 7/25-31 (.348, 8-for-23, 3 HR, 7 RBI).

👉 Closed out season batting .352 (25-for-71) in his last 19 games, including 9 multi-hit efforts.

👉 Following the season, rated as BOS's No. 2 prospect and the No. 10 prospect in the SAL by *Baseball America*... Also tabbed the No. 58 prospect in all of baseball.

2010: Named Red Sox Latin Program Player of the Year and a Dominican Summer League All-Star in his 1st professional season.

👉 Led the DSL Red Sox in AVG (.314), hits (75), HR (3), RBI (42), total bases (101), SLG (.423), and OPS (.819).

👉 Ranked 8th in AVG among DSL hitters with at least 200 AB.

👉 Topped the circuit with 295 chances and 110 putouts at SS.

👉 He and twin brother Jair each hit a grand slam on 8/20 in a 16-0 win at the DSL Indians.

👉 Had a 13-game hit streak to end the season (.358 AVG, 19-for-53, 2 HR).

YOUTH ON THE BIG STAGE

Xander started for Boston in all 6 games of the 2013 World Series...At 21 years and 22 days old on Game 1, he became the 11th-youngest position player to start a World Series game... Among the other 10, 5 are in the Hall of Fame (Freddie Lindstrom, Mickey Mantle, Travis Jackson, Ty Cobb, Willie Mays) and 5 went on to win an MVP (Miguel Cabrera, Phil Cavarretta, Cobb, Mantle, Mays).

Bogaerts was the 2nd-youngest player ever to start each World Series game for a team that won it all. The only younger player was FLA's Miguel Cabrera at 20 years old in 2003.

Personal

👉 Graduated from Colegio Arubano High School in Aruba in 2009.

👉 Was a part of the Netherlands' gold-medal squad in the 2011 IBAF Baseball World Cup...Participated in the Senior Little League World Series in Bangor, ME in 2009.

👉 Is the twin brother of former Red Sox minor league 1B Jair Bogaerts, who was a player to be named later sent to the Cubs on 3/29/12 to complete the compensation for Theo Epstein joining the Cubs as the team's President of Baseball Operations...The brothers signed with the Red Sox on the same day.

👉 Speaks English, Spanish, Dutch, and Papiamentu.

👉 Participated in the 2013 Red Sox Rookie Development Program.

In the Community

In January 2015, Xander interacted with fans at Red Sox Winter Weekend...Over the past two seasons, he has attended numerous events benefitting the Red Sox Foundation, such as Casino Night, Picnic in the Park and the Welcome Home Party...Met a child as part of the Make-A-Wish program in 2014...Visited patients at Walter Reed Medical Center...Participated in the Red Sox Destinations program, and greeted fans at the gates before a home game during the 2014 season...Met and visited with Jimmy Fund patients at Fenway Park in 2013 and 2014...Visited the Jimmy Fund and Boston Children's Hospital during the 2013 Red Sox Rookie Development program.

Xander Bogaerts, Continued

Xander Bogaerts' Career Record

YEAR	CLUB	AVG.	G	AB	R	H	2B	3B	HR	RBI	SH	SF	HB	BB	SO	SB	CS	E
2010	DSL Red Sox	.314	63	239	39	75	7	5	3	42	0	5	6	30	37	4	5	21
2011	Greenville	.260	72	265	38	69	14	2	16	45	0	4	2	25	71	1	3	26
2012	Salem	.302	104	384	59	116	27	3	15	64	1	2	5	43	85	4	4	17
	Portland	.326	23	92	12	30	10	0	5	17	0	1	3	1	21	1	1	4
2013	BOSTON	.250	18	44	7	11	2	0	1	5	0	1	0	5	13	1	0	0
	Portland	.311	56	219	40	68	12	6	6	35	1	2	2	35	51	5	1	9
	Pawtucket	.284	60	225	32	64	11	0	9	32	1	0	2	28	44	2	2	11
2014	BOSTON	.240	144	538	60	129	28	1	12	46	2	7	8	39	138	2	3	20
Major League Totals		.241	162	582	67	140	30	1	13	51	2	8	8	44	151	3	3	20
Minor League Totals		.296	378	1424	220	422	81	16	54	235	3	14	20	162	309	17	16	88

2009 Signed by the Boston Red Sox as an international free agent on 8/23

Additional Batting Statistics

YEAR	CLUB	OBP	SLG	OPS	TB	GDP
2013	BOSTON	.320	.364	.684	16	1
2014	BOSTON	.297	.362	.660	195	11
Major League Totals		.299	.363	.662	211	12

Division Series Record

YEAR	CLUB	AVG	G	AB	R	H	2B	3B	HR	RBI	SH	SF	HB	BB	SO	SB	CS	E
2013	BOS vs. TB	---	2	0	3	0	0	0	0	0	0	0	0	2	0	0	0	0

League Championship Series Record

YEAR	CLUB	AVG	G	AB	R	H	2B	3B	HR	RBI	SH	SF	HB	BB	SO	SB	CS	E
2013	BOS vs. DET	.500	4	6	4	3	3	0	0	0	0	0	0	3	1	0	0	0

World Series Record

YEAR	CLUB	AVG	G	AB	R	H	2B	3B	HR	RBI	SH	SF	HB	BB	SO	SB	CS	E
2013	BOS vs. STL	.238	6	21	2	5	0	1	0	2	0	1	0	1	8	0	0	1

World Baseball Classic Record

YEAR	CLUB	AVG.	G	AB	R	H	2B	3B	HR	RBI	SH	SF	HB	BB	SO	SB	CS	E
2013	NED	.263	7	19	1	5	2	0	0	1	2	0	0	3	3	0	0	

Career Fielding Record

YEAR	CLUB	POS	PCT.	G	GS	PO	A	E	TC	DP
2013	BOSTON	3B	1.000	9	6	9	9	0	18	1
	BOSTON	SS	1.000	8	6	6	20	0	26	1
2014	BOSTON	SS	.975	99	98	138	256	10	404	54
	BOSTON	3B	.910	44	44	37	64	10	111	2
Career Totals		3B	.922	53	50	46	73	10	129	3
		SS	.977	107	104	144	276	10	430	55

Career Single-Game Highs

HITS	4, 9/2/14 at NYY
DOUBLES	2, 2 times, last 7/30/14 vs. TOR
HOME RUNS	1, 13 times, last 9/14/14 at KC
RBI	4, 9/14/14 at KC
RUNS SCORED	2, 14 times, last 9/27/14 vs. NYY
WALKS	2, 8 times, last 8/16/14 vs. HOU
STRIKEOUTS	3, 12 times, last 9/25/14 vs. TB
STOLEN BASES	1, 3 times, last 6/7/14 at DET
HITTING STREAK	10, 4/16/14-4/27/14
EJECTIONS	None

Home Run Notes

MULTI-HOME RUN GAMES (0)
LEADOFF HOME RUNS (0)
GRAND SLAMS (0)
PINCH-HIT HOME RUNS (0)
EXTRA-INNING HOME RUNS (0)
GAME-ENDING HOME RUNS (0)
INSIDE-THE-PARK HOME RUNS (0)

41 MITCHELL BOGGS

RHP



Full Name: Mitchell Thomas Boggs
Bats: Right **Throws:** Right **Height:** 6-4 **Weight:** 235
Opening Day Age: 31
Born: February 15, 1984 in Dalton, GA
Resides: Dalton, GA
Major League Service: 4 years, 34 days
Acquired: Signed as a minor league free agent on January 5, 2015
Signed By: Roger Smith (Cardinals)
Contract Status: Signed through 2015

Non-Roster Invitee

Career Highlights

- 🔥 Enters his 1st year in the Red Sox organization...Began his career with STL and spent 8-plus years (2005-13) in the Cardinals system...Was traded to COL in July 2013...Split 2014 between the CWS and SF minor league systems.
- 🔥 Has made 226 relief appearances for his ML career, posting a 3.68 ERA (97 ER/237.1 IP) in those games.
- 🔥 Over a 3-year span from 2010-12, ranked 9th among all NL relievers in innings pitched at 201.1 (T-13th in MLB).
- 🔥 Was a member of the World Series Champion St. Louis Cardinals in 2011...Appeared in 7 games over the entire 2011 postseason, including 2 games in that year's Fall Classic.
- 🔥 Overall has appeared in 17 postseason games for his career, all with STL, going 0-1 with a 3.86 ERA (7 ER/16.1 IP), 8 BB and 11 SO.
- 🔥 Appeared in a career-high 78 games for the Cardinals in 2012...That total is tied for the STL single-season record for a right-handed pitcher (Jason Motte in 2011).
- 🔥 Also set a Cardinals franchise record with a career-high and NL-leading 34 holds in 2012.
- 🔥 For his ML career, has posted a 19.5 inherited runners scored percent (16 of 82).
- 🔥 Pitched for the US in the 2013 World Baseball Classic...Made 2 scoreless appearances (1.1 IP).
- 2014: Made a combined 37 relief appearances between the CWS and SF minor league systems.**
- 🔥 Began the year with Triple-A Charlotte in the White Sox system.
- 🔥 Granted his unconditional release on 3/25 and was resigned as a minor league free agent with CWS on 3/29.
- 🔥 Allowed runs in all but 8 of his 25 appearances and was released by Charlotte on 7/1.
- 🔥 Signed a minor league contract with SF on 7/15 and was assigned to the Rookie-level Arizona League Giants.
- 🔥 After 2 scoreless appearances with the AZL Giants, was assigned to Triple-A Fresno on 7/26.
- 🔥 Made 10 relief appearances for Fresno to finish his season.
- 2013: Started the year with the Cardinals and was traded to the Rockies in July.**
- 🔥 Was on STL's Opening Day roster.
- 🔥 Despite his 8.10 ERA, allowed 1 run or none in 22 of his 27 games, including 17 scoreless appearances.
- 🔥 Recorded 2 saves in his first 3 opportunities, 4/6 at SF and 4/12 vs. MIL.
- 🔥 Was optioned to Triple-A Memphis on 5/31.
- 🔥 Traded to COL in exchange for an international signing bonus slot (No. 4) on 7/9 and assigned to Double-A Tulsa.
- 🔥 Recalled by COL as the 26th man for a DH on 7/20 vs. CHC...Remained with the club as Raphael Betancourt was placed on the DL.
- 🔥 Optioned to Triple-A Colorado Springs on 7/27.
- 🔥 Recalled by COL for the final time on 9/3 and spent the rest of the season in the majors.
- 🔥 No runs allowed in 7 of his 9 relief appearances for COL.
- 🔥 Prior to the season pitched for Team USA in the 2013 World Baseball Classic.
- 2012: Set career bests in wins (4), games (78), innings (73.1), SO (58), and ERA (2.21).**
- 🔥 His 78 appearances were 4th most in the NL and matched the Cardinals franchise record for a right-handed reliever established by Jason Motte in 2011...78 games remains the 3rd-highest total for a reliever in club history.
- 🔥 Led the NL and ranked 3rd in the majors with a franchise-record 34 holds.
- 🔥 Placed 6th among all NL relievers in ERA...Ranked 7th in inherited runners scored percent (17.1), T-7th in double plays (9), and 9th in innings.
- 🔥 Strung together a team season-high 23 consecutive scoreless appearances for a career-best 20.1-inning scoreless streak, 6/4-8/5.

👉 No runs allowed in 65 of his 78 games (83%).

POSTSEASON: Pitched in all 3 rounds of the postseason with STL, appearing in 9 of the club's 13 total games... Recorded a hold in the Wild Card Game on 10/5 at ATL... Got the 1st two outs of the 8th inning in STL's come-from-behind 6-3 win... Appeared in 4 games of the 5-game NLDS vs. WSH... Was charged with the loss in Game 1, 10/7 at WSH (0.2 IP, H, 2 R)... Threw 1.0 scoreless inning in each of his next 3 appearances in the series, including the decisive Game 5 in which STL scored 4 runs with 2 outs in the 9th inning to take the lead, game and series, 10/12 at WSH... Worked in 4 games of the 7-game NLCS vs. SF... Made scoreless appearances in Games 1 and 3, and was scored upon in Games 5 and 7.

2011: Made 51 appearances out of the bullpen, 3rd most among Cardinals relievers.

👉 Threw a career-high 3.0 innings in relief in his season debut, 4/2 vs. SD (2 runs allowed).

👉 Did not allow a run in any of his next 8 appearances, 4/6-24 (9.1 IP).

👉 Recorded saves in 3 straight appearances, 4/20-24... Save on 4/20 vs. WSH (Gm 2) was the 1st of his ML career.

👉 Was optioned to Memphis in late May... Made 4 starts for Memphis and was recalled by the Cardinals in early June.

👉 Earned both of his wins on the season in STL's 4-game series at MIA in August.

POSTSEASON: Appeared in 7 games over the entire 2011 postseason and helped STL defeat TEX in the World Series in 7 games... Worked in the 1st two games of the NLDS vs. PHI... Earned a hold in Game 2, 10/2 at PHI (0.1 IP)... Pitched 1.0 inning in each of 3 games of the NLCS vs. MIL with a 6.00 ERA (2 ER/3.0 IP)... Made 2 appearances in the Fall Classic vs. TEX... Threw 1.0 scoreless inning in Game 3, 10/22 at TEX... Allowed a 3-run HR to Mike Napoli in Game 4, 10/23 at TEX.

2010: Spent his 1st full season in the majors with STL... Was also his 1st full season working exclusively as a reliever.

👉 Appeared in a then career-high 61 appearances, 44 of which were scoreless (72%)... 61 games was 2nd most on the STL staff.

👉 Had a 2.54 ERA (11 ER/39.0 IP) in 35 games prior to the All-Star break and a 5.08 ERA (16 ER/28.1 IP) in 26 games after.

👉 Made 10 consecutive scoreless appearances (9.0 IP) from 5/27-6/24.

👉 Posted a 0.87 ERA (1 ER/10.1 IP) in June, the 7th-lowest mark in the NL (min. 10 G).

2009: Split the season between Memphis and STL, making a combined 30 appearances (23 starts).

👉 Appeared in 16 games (9 starts) over 4 stints with the Cardinals.

👉 STL went 7-2 in his 9 starts, which included wins in each of his 1st five outings... Boggs was 1-0, 3.20 ERA in those games.

👉 Allowed 3 runs or less in 6 of his 9 starts with the Cardinals.

👉 Began the season with Memphis and allowed 1 run over 6.0 IP in his 1st outing on 4/9 vs. Oklahoma City.

👉 Was recalled by STL on 4/15 before he could make his next start, replacing RHP Chris Carpenter (DL) on the roster.

👉 Threw 2.0 innings of relief on 4/17 at CHC.

👉 Struck out a career-high 9 batters in 6.0 innings on 4/30 at WSH (ND).

👉 Doubled off Jeff Karstens for his 1st ML hit on 5/14 at PIT.

👉 Went 3-1 with a 1.73 ERA (5 ER/26.0 IP) in 4 starts in July for Memphis.

POSTSEASON: Saw the 1st postseason action of his ML career in the NLDS vs. LAD, a 3-game sweep by the Dodgers... Threw 1.0 scoreless inning in his only appearance of the season, NLDS Game 1, 10/7 at LAD.

2008: Spent the majority of the season with Memphis but made his ML debut with the Cardinals, appearing in 8 games (6 starts).

👉 Led the Pacific Coast League in ERA (3.45) at Memphis... Finished tied for the staff lead in wins (9).

👉 Went 5-1 with a 3.28 ERA (26 ER/71.1 IP) over his first 12 starts in the minors, including a complete-game effort on 5/28 at Iowa (9.0 IP, 5 H, R, 4 BB, 5 SO).

👉 Was selected to the ML roster on 6/6 and made his big league debut that night at HOU (ND, 1 ER, 2.0 IP).

👉 Earned his 1st ML win in his 1st ML start on 6/10 at CIN (5.0 IP, 4 H, 2 ER).

👉 Picked up the win in each of his first 3 decisions, becoming the 1st Cardinals rookie starter to do so since 2002 (Jason Simontacchi and Travis Smith).

👉 Made the 1st and only appearance of his career at Fenway Park on 6/21 and earned the win in that game (5.1 IP, 3 ER).

👉 Was optioned back to Memphis on 7/6.

👉 Was recalled for the 2nd time on 7/21... After 2 relief appearances was returned to Memphis where he finished the season.

👉 Named a Triple-A All-Star by *Baseball America* following the season.

2007: Finished 2nd in the Texas League with 117 SO in 26 starts for Double-A Springfield.

👉 Ranked tied for 5th in the TL in wins (11) and starts and was 9th in ERA (3.84).

👉 Went 7-0 with a 2.56 ERA (18 ER/63.1 IP) and 45 SO over a span of 10 starts from 5/18-7/12.

Mitchell Boggs, Continued

- 👉 Belted the 1st HR of his pro career on 5/18 at Tulsa (2-run HR).
- 👉 Named TL Pitcher of the Week for the week ending 9/1 (W, 8.0 IP, 2 H, 0 R, 3 BB, 5 SO).
- 👉 Made 2 starts in the playoffs for Springfield, going 1-1 with a 5.73 ERA in those outings.
- 👉 Pitched for Mesa in the Arizona Fall League after the season.

2006: Pitched for High-A Palm Beach where he was named to the Florida State League's post-season All-Star team.

- 👉 Finished 2nd in the FSL in SO (126) and ranked 5th in both ERA (3.41) and wins (10)...Wins total was 4th highest among all STL minor league pitchers.
- 👉 Named Cardinals Minor League Pitcher of the Month for June (3-0, 1.07 ERA, 5 BB, 27 SO, 5 GS).
- 👉 Also named FSL Pitcher of the Week for the week ending on 6/18...Lost a perfect game bid in the 9th inning on 6/14 vs. Jupiter...Ended up allowing 1 hit over 9.0 IP and struck out 11.

2005: Began his professional career with Short-A New Jersey where he led the club in starts (14) and finished 2nd in SO (61) and innings (71.2).

Personal

- 👉 Married to Lele...Has a son, Mitchell Jr.
- 👉 Graduated from Dalton (GA) High School.
- 👉 Attended the University of Georgia...Was on the team that was Co-Champions (also Arkansas) of the SEC in 2004 and advanced to that year's College World Series.
- 👉 Played quarterback while attending University of Tennessee-Chattanooga (2003).

Mitchell Boggs' Career Record

YEAR	CLUB	W-L	ERA	G	GS	CG	SHO	SV	IP	H	R	ER	HR	HB	BB	SO	WP	BK
2005	New Jersey	4-4	3.89	15	14	0	0	0	71.2	77	38	31	5	5	24	61	4	0
2006	Palm Beach	10-6	3.41	27	27	1	1	0	145.0	153	69	55	7	8	51	126	9	0
2007	Springfield	11-7	3.84	26	26	0	0	0	152.1	167	86	65	15	10	62	117	7	0
2008	Memphis	9-3	3.45	21	21	1	0	0	125.1	107	52	48	11	2	46	81	10	1
	ST.LOUIS	3-2	7.41	8	6	0	0	0	34.0	42	29	28	5	2	22	13	2	0
2009	Memphis	6-4	4.83	14	14	0	0	0	76.1	90	45	41	8	4	32	58	5	0
	ST. LOUIS	2-3	4.19	16	9	0	0	0	58.0	71	28	27	3	4	33	46	4	1
2010	ST. LOUIS	2-3	3.61	61	0	0	0	0	67.1	60	29	27	5	4	27	52	5	0
2011	ST. LOUIS	2-3	3.56	51	0	0	0	4	60.2	62	27	24	4	2	21	48	5	0
	Memphis	0-2	2.45	4	4	0	0	0	14.2	12	5	4	1	2	5	14	1	0
2012	ST. LOUIS	4-1	2.21	78	0	0	0	0	73.1	56	20	18	5	4	21	58	0	0
2013	ST. LOUIS	0-3	11.05	18	0	0	0	2	14.2	21	20	18	3	2	15	11	1	0
	Memphis	0-2	5.70	18	3	0	0	0	23.2	30	21	15	2	4	11	14	2	0
	Tulsa	0-0	1.50	4	0	0	0	1	6.0	2	1	1	1	0	0	3	0	0
	Colorado Springs	1-4	8.27	12	0	0	0	0	16.1	33	26	15	1	1	11	7	2	0
	COLORADO	0-0	3.12	9	0	0	0	0	8.2	7	3	3	2	1	5	5	0	0
2014	Charlotte	2-3	9.50	25	0	0	0	1	36.0	64	41	38	3	1	17	18	7	0
	AZL Giants	1-0	0.00	2	0	0	0	0	2.0	2	0	0	0	1	2	1	1	0
	Fresno	0-1	6.23	10	0	0	0	0	13.0	18	9	9	2	0	7	4	0	0
	Major League Totals	13-15	4.12	241	15	0	0	6	316.2	319	156	145	27	19	144	233	17	1
	Minor League Totals	44-36	4.25	178	109	2	1	2	682.1	755	393	322	56	38	268	504	48	1

- 2005 Signed by the St. Louis Cardinals as a fifth-round selection in the June Draft
- 2013 Acquired by the Colorado Rockies in exchange for international signing bonus slot (No. 4) on 7/9
- 2014 Signed by the Chicago White Sox as a free agent on 2/7
- 2014 Signed by the Chicago White Sox as a minor league free agent on 3/29
- 2014 Signed by the San Francisco Giants as a minor league free agent on 7/15
- 2015 Signed by the Boston Red Sox as a minor league free agent on 1/5

Mitchell Boggs, Continued

Wild Card Game Record

YEAR	CLUB	W-L	ERA	G	GS	CG	SHO	SV	IP	H	R	ER	HR	HB	BB	SO	WP	BK
2012	STL vs. ATL	0-0	0.00	1	0	0	0	0	0.2	1	0	0	0	0	1	0	0	0

Division Series Record

YEAR	CLUB	W-L	ERA	G	GS	CG	SHO	SV	IP	H	R	ER	HR	HB	BB	SO	WP	BK
2009	STL vs. LAD	0-0	0.00	1	0	0	0	0	1.0	0	0	0	0	0	2	1	0	0
2011	STL vs. PHI	0-0	9.00	2	0	0	0	0	2.0	4	2	2	0	0	1	1	0	0
2012	STL vs. WSH	0-0	0.00	4	0	0	0	0	3.2	3	2	0	0	0	1	2	0	0
Division Series Totals		0-0	2.70	7	0	0	0	0	6.2	7	4	2	0	0	4	4	0	0

League Championship Series Record

YEAR	CLUB	W-L	ERA	G	GS	CG	SHO	SV	IP	H	R	ER	HR	HB	BB	SO	WP	BK
2011	STL vs. MIL	0-0	6.00	3	0	0	0	0	3.0	4	2	2	1	0	1	0	0	0
2012	STL vs. SF	0-0	5.40	4	0	0	0	0	3.1	4	2	2	1	0	2	3	0	0
LCS Totals		0-0	5.68	7	0	0	0	0	6.1	8	4	4	2	0	3	3	0	0

World Series Record

YEAR	CLUB	W-L	ERA	G	GS	CG	SHO	SV	IP	H	R	ER	HR	HB	BB	SO	WP	BK
2011	STL vs. TEX	0-0	3.38	2	0	0	0	0	2.2	2	1	1	1	0	0	4	0	0

World Baseball Classic Record

YEAR	CLUB	W-L	ERA	G	GS	CG	SHO	SV	IP	H	R	ER	HR	HB	BB	SO	WP	BK
2013	USA	0-0	0.00	2	0	0	0	0	1.1	1	0	0	0	0	1	0	0	0

Career Fielding Record

YEAR	CLUB	POS	PCT.	G	GS	PO	A	E	TC	DP
2008	ST. LOUIS	P	.917	8	6	5	6	1	12	0
2009	ST. LOUIS	P	1.000	16	9	6	10	0	16	1
2010	ST. LOUIS	P	.917	61	0	4	7	1	12	0
2011	ST. LOUIS	P	.909	51	0	4	6	1	11	1
2012	ST. LOUIS	P	.947	78	0	3	15	1	19	2
2013	ST. LOUIS	P	1.000	18	0	3	1	0	4	0
	COLORADO	P	1.000	9	0	0	3	0	3	0
Career Totals		P	.948	241	15	25	48	4	77	4

Career Single-Game Highs (In Relief)

INNINGS PITCHED	3.0, 4/2/11 for STL vs. SD
STRIKEOUTS	4, 2 times, last 4/2/11 for STL vs. SD
HITS ALLOWED	5, 7/27/11 for STL vs. HOU
RUNS ALLOWED	7, 4/8/13 for STL vs. CIN
WALKS ALLOWED	4, 4/8/13 for STL vs. CIN
HOME RUNS ALLOWED	1, 21 times, 9/20/13 for STL vs. ARI
EJECTIONS	None
SCORELESS INNINGS STREAK	20.1, 6/14-8/5/12

ALL-TIME RED SOX LEADERS AT FENWAY PARK

BATTING LEADERS

AVG	.369	Wade Boggs
SLG	.652	Ted Williams
Hits	1,822	Carl Yastrzemski
Walks	1,031	Ted Williams
SB	109	Jacoby Ellsbury
Doubles	382	Carl Yastrzemski
Triples	63	Harry Hooper
HR	248	Ted Williams
RBI	1,063	Carl Yastrzemski

PITCHING LEADERS

Wins	98	Tim Wakefield
Strikeouts	1,332	Roger Clemens
ERA	1.80	Carl Mays
Saves	104	Jonathan Papelbon

NOTE: Minimum 2,000 AB for AVG and SLG;
Minimum 500.0 IP for ERA

Fenway Park leaders courtesy Elias Sports Bureau

ALL-TIME OPPONENT LEADERS AT FENWAY PARK

BATTING LEADERS

AVG	.377	Fred McGriff
SLG	.724	Frank Robinson
Hits	218	Al Kaline
Walks	126	Eddie Yost
SB	47	Rickey Henderson
Doubles	49	Al Kaline
Triples	17	Ty Cobb
HR	38	Mickey Mantle, Babe Ruth
RBI	152	Lou Gehrig

PITCHING LEADERS

Wins	19	Hooks Dauss
Strikeouts	186	Bob Feller
ERA	1.72	Lefty Grove
Saves	36	Mariano Rivera

NOTE: Minimum 200 AB for AVG and SLG;
Minimum 100.0 IP for ERA

Fenway Park leaders courtesy Elias Sports Bureau

25 OF JACKIE BRADLEY JR.



Full Name: Jackie Bradley Jr.
Bats: Left **Throws:** Right **Height:** 5-10 **Weight:** 200
Opening Day Age: 24 (Turns 25 on April 19)
Born: April 19, 1990 in Richmond, VA
Resides: Naples, FL
Major League Service: 1 year, 59 days
Acquired: Selected in the supplemental round (40th overall) of the 2011 June Draft
Signed By: Quincy Boyd (Red Sox)
Contract Status: Signed through 2015

Career Highlights

🔴 Has played 164 career ML games, all for the Red Sox over the last 2 years...Made ML debut as Opening Day LF in 2013, less than 2 years after being selected in the supplemental round of the 2011 June Draft (40th overall).

🔴 Has 14 assists in only 159 career games in the OF, including 13 assists (3rd in MLB) in just 125 games in 2014... Was involved in 8 double plays in 2014, 5 more than any other major league OF and the most by an ML rookie since WSH's Del Unser had 10 in 1968.

🔴 Entered 2013 and 2014 as the best defensive outfielder in the Red Sox system and as having the best outfield arm among Sox farmhands, both according to *Baseball America*...Was named Red Sox 2012 Defensive Player of the Year.

🔴 Honored by the Boston BBWAA as the Red Sox 2012 Minor League Player of the Year after appearing in just 10 games in 2011, his 1st pro campaign...Also named to *Baseball America's* 2012 Minor League All-Star Second Team.

🔴 Participated in the 2013 Red Sox Rookie Development Program.

2014: Spent the majority of the season with the Red Sox, leading the club with 125 appearances as an OF...Named a finalist for the AL Rawlings Gold Glove Award at CF.

🔴 Committed 1 error all season for a .997 fielding percentage (318 chances), 4th among AL outfield qualifiers...His 113 games as a CF ranked 8th in the AL, while his .997 fielding percentage in CF (307 chances) ranked 3rd among all CF qualifiers.

🔴 His 13 OF assists tied for 3rd in MLB, most by a Red Sox since Jason Bay in 2009 (15)...All 13 came as a CF, the 2nd-most assists by a Red Sox rookie CF in the past 100 years (Ellis Burks, 15 in 1987).

🔴 Was involved in 8 double plays, 5 more than any other OF in MLB...It marked the most double plays in MLB by a rookie OF since WSH's Del Unser had 10 in 1968, and T-2nd most by a Red Sox rookie OF in club history (Duffy Lewis, 9 in 1910).

🔴 Was the 1st ML OF to have as many as 8 double plays since WSH's Alfonso Soriano in 2006 (9), and 1st Red Sox since Dwight Evans in 1975 (8).

🔴 Ranked among AL rookie leaders in runs (T-8th, 45), hits (10th, 76), 2B (6th, 19), SB (5th, 8), and BB (7th, 31).

🔴 His 22 XBH were split between left-handed pitchers (134 AB, 9 2B, 3B, HR) and righties (250 AB, 10 2B, 3B).

🔴 Was optioned to Triple-A Pawtucket on 3/28, but was recalled on 3/31 prior to the season opener at BAL when Shane Victorino went on the DL.

🔴 Had 9 XBH (8 2B, 3B) in March/April, most by a Red Sox rookie before May since Shea Hillenbrand had 12 in 2001.

🔴 Drove in the go-ahead and game-winning runs with a 2-run double in the top of the 14th inning on 4/16 at CWS... Marked his 1st career go-ahead RBI in the 6th inning or later.

🔴 Clubbed his only HR of the season on 5/31 vs. TB off Cesar Ramos, the 1st of his career against a southpaw.

🔴 Reached base in a career-high 7 straight games from 6/7-15 (.407 OBP)...Hit in 12 of 14 games from 6/29-7/21 (.375, 18-for-48, 4 2B, 4 RBI, 5 BB, 11 R).

🔴 Broke up Jose Quintana's no-hit bid with an RBI single in the 6th inning on 7/10 vs. CWS.

🔴 Optioned to Pawtucket on 8/18 and played 16 games for the PawSox, including 2 in the playoffs (.211, 16-for-76, 2B, HR, 5 RBI, 3 BB, 7 R).

🔴 Recalled by the Red Sox on 9/5 and appeared in 15 games (9 starts) over the duration of the season.

2013: Split the season between Boston and Triple-A Pawtucket after never before playing above Double-A.

🔴 Reached in 19 of his 32 ML games with a PA over 4 stints with the Red Sox, including 9 of 13 contests with a PA in his final stint with the club beginning 9/7.

🔴 Appeared in 37 games overall (26 starts) with BOS, including 14 in LF (10 GS), 19 in CF (16 GS), 2 in RF, and 2 as a PH...Each of last 16 ML starts beginning 5/31 came in CF, including 10 of the club's 19 games after final recall on 9/7.

🔴 Broke spring training with the big league club, just the 2nd Red Sox farmhand since 1981 to make the Opening Day roster without Triple-A experience (also Shea Hillenbrand in 2001)...Other notable Red Sox to do it over the last 50 years include Bruce Hurst (1980), Bob Stanley (1977), and Billy Conigliaro (1964).

Jackie Bradley Jr., Continued

🔴 Made ML debut with a start in LF on Opening Day, 4/1 at NYY...At 22 years old, was the youngest Red Sox OF to start on Opening Day since a 21-year-old Dwight Evans in 1973 (RF) and the club's youngest Opening Day LF since Carl Yastrzemski's 2nd season in 1962 (22 years old).

🔴 Became the 1st Red Sox to debut on Opening Day against the Yankees since Tony Conigliaro in 1964...Also the 1st Red Sox to make his ML debut with an Opening Day start since Shea Hillenbrand in 2001.

🔴 Went 0-for-2 with 3 walks, an RBI, and 2 runs scored in his debut...Since RBI became an official stat in 1920, was the 1st player with at least 3 walks, a run, and an RBI in his ML debut...Was the 1st ML player with 3 walks in his debut since MIN's Danny Ardoin on 8/2/00, the 1st Red Sox to do it since Joe Lahoud on 4/10/68.

🔴 Had 2 runs and an RBI in each of first 2 ML games, the 2nd player to do that in 25 years beginning in 1989 (Eric Hinske, 2002)...Since 1920, was only the 2nd Red Sox to do it (also Sam Horn in 1987).

🔴 Optioned to Triple-A Pawtucket on 4/18 when David Ortiz came off the DL.

🔴 Played in BOS' first 7 games after 5/29 recall and was optioned back to the PawSox on 6/8...Appeared in 4 games (1 start) during 3rd ML stint from 7/9-13.

🔴 Snapped an 0-for-21 drought with a 9th-inning single on 5/30 at PHI.

🔴 Went 3-for-5, 2 2B on 6/1 at NYY for his 1st ML multi-hit game.

🔴 Hit 1st ML homer off Justin Grimm on 6/4 vs. TEX.

🔴 Scored the game-winning run in the top of the 10th inning on 7/11 at SEA...Pinch-ran for Ryan Lavarnway at 1B and scored from 2B on Daniel Nava's 2-out single.

🔴 Hit a game-winning, 3-run HR in the 2nd inning on 9/22 vs. TOR.

🔴 Played 80 games for Pawtucket, his 1st Triple-A experience...Named the No. 8 prospect in the International League by *Baseball America*...Among IL hitters with at least 300 AB, ranked 6th with an .842 OPS.

🔴 Paced Pawtucket with 26 2B, 3 3B, and 39 XBH...Also topped the club (min. 200 AB) with a .374 OBP.

🔴 Did not commit an error in 68 Triple-A games in the outfield (58 games in CF, 7 in RF, 4 in LF).

🔴 Named the best defensive OF in the IL in *Baseball America's* 2013 Best Tools Survey...Was Red Sox Minor League Defensive Player of the Month for June.

🔴 On the PawSox' 7-day DL from 5/4-17 (biceps tendonitis) and again from 7/31-8/8 (right elbow inflammation).

🔴 Matched Pawtucket's season high with a 15-game hit streak from 4/30-6/14 (G1): .439 (25-for-57) with 9 2B, 3B, 2 HR, 11 R, 8 RBI, and 8 BB...Doubled in the last 6 games of that streak beginning 5/26.

🔴 Went 5-for-13 (.385), RBI, BB, 2 R in 3 IL playoff games.

🔴 Following the season, ranked by *Baseball America* as BOS' No. 1 outfield prospect (No. 3 overall), as well as the system's best defensive outfielder and as having the system's best outfield arm, both for a 2nd straight year.

2012: Selected as Red Sox Minor League Player of the Year by the Boston Baseball Writers after his 1st full minor league campaign...Also named to *Baseball America's* 2012 Minor League All-Star Second Team.

🔴 Combined to bat .315 (146-for-463) with 42 2B, 4 3B, 9 HR, and 63 RBI in 128 games between High-A Salem and Double-A Portland...T-7th among all minor leaguers in doubles and T-8th with 87 BB.

🔴 Led BOS farmhands with 90 R and 87 BB...Also topped the system (min. 250 AB) with a .430 OBP and ranked 2nd among Sox minor league qualifiers in AVG.

🔴 Was the Red Sox' Minor League Defensive Player of the Year...Posted a .973 fielding percentage (7 E/260 TC) between CF (114 games) and RF (1 game).

🔴 Began the year with Salem and earned Carolina League Mid- and Post-Season All-Star honors.

🔴 Selected as the organization's Minor League Defensive Player of the Month for April.

🔴 Named Topps Player of the Month in the Carolina League for May after batting .382 (34-for-89) with a CL-high 21 BB.

🔴 Also hit .359 in April (28-for-78) and .336 in June (36-for-107).

🔴 Played the entire Carolina/California League All-Star Game on 6/19, batting leadoff and in CF.

🔴 Led all full-season minor leaguers with a .480 OBP prior to promotion to Double-A on 6/21 after the All-Star break...Also topped the Carolina League with a .359 AVG, 53 R (tied), 26 2B, and 52 BB in the 1st half and led the Sox with 16 SB.

🔴 Hit safely in 16 of his first 18 Double-A games through 7/7 (.384, 28-for-73).

🔴 Following the season, ranked by *Baseball America* as BOS's No. 1 outfield prospect, No. 2 prospect overall, the best defensive outfielder and as having the best outfield arm and best strike zone discipline in the system.

🔴 Selected by BA as the No. 1 outfield prospect in both the Carolina League (No. 4 overall) and the Eastern League (No. 5 overall).

🔴 Rated in *Baseball America's* Best Tools Survey as the Carolina League's most exciting player, best defensive outfielder, best batting prospect, and best base runner, as well as having the CL's best outfield arm and best strike zone judgment.

Jackie Bradley Jr., Continued

2011: Appeared in 10 games between Short-A Lowell and Single-A Greenville in 1st pro season.

👉 Hit 1st career HR in his final game of the season on 9/4 at Hickory.

👉 Following the season, ranked by *Baseball America* as BOS's No. 3 outfield prospect and No. 10 prospect overall, as well as the best defensive outfielder in the system.

Personal

👉 Married to Erin.

👉 Led the 2010 National Champion Gamecocks with a .368 AVG and was named both the Most Outstanding Player and to the All-Tournament Team at the College World Series.

👉 Named a Freshman All-American by *Baseball America*, Collegiate Baseball, the NCBWA, and Rivals.com...Also named to 2009 SEC All-Freshman Team.

👉 Played for USA Baseball's Collegiate National Team in 2010.

👉 Hit .275 (42-for-153) in 43 games for the Hyannis Mets of the Cape Cod League in 2009...Led the Cape League with 4 triples.

👉 Attended Prince George (VA) High School...Named to the 2008 Virginia AAA All-State Team.

👉 Is a distant relative of NBA legend Michael Jordan...Jordan's grandfather and Jackie's great-great-grandmother were siblings.

In the Community

Jackie has attended multiple Red Sox Foundation events over the past two seasons, including Casino Night, Picnic in the Park and the Welcome Home Party...Engaged in the Red Sox Destinations program and BoSox Family Day in 2014...Attended a Red Sox Kids Camp and participated in the Kid Nation press conference...Greeted fans at the gates before a 2014 home game, and participated in a player/fan photo session...Met with Jimmy Fund patients during their trip to Fort Myers and Fenway Park...Took part in a Health and Wellness Workshop at Fenway Park...Interacted with fans at the 2014 JetBlue Park open house, and participated in "Days of Service" in Fort Myers...Visited with patients at Walter Reed Medical Center...Attended the Jackie Robinson RBI clinic in New York... Participated in the Children's Hospital of Southwest Florida Golf Classic...Also attended the Diamond Dinner at JetBlue Park in 2013, which benefitted the hospital...Spent time with Jimmy Fund and Boston Children's Hospital patients during the 2013 Red Sox Rookie Development program...Spoke to BoSox Club members at their picnic in spring training.

Jackie Bradley Jr., Continued

Jackie Bradley Jr.'s Career Record

YEAR	CLUB	AVG.	G	AB	R	H	2B	3B	HR	RBI	SH	SF	HB	BB	SO	SB	CS	E
2011	Lowell	.190	6	21	5	4	0	0	0	0	0	0	0	4	5	0	2	0
	Greenville	.333	4	15	2	5	1	0	1	3	0	0	0	0	3	0	0	0
2012	Salem	.359	67	234	53	84	26	2	3	34	0	8	10	52	40	16	6	4
	Portland	.271	61	229	37	62	16	2	6	29	0	3	4	35	49	8	3	3
2013	BOSTON	.189	37	95	18	18	5	0	3	10	0	0	2	10	31	2	0	1
	Pawtucket	.275	80	320	57	88	26	3	10	35	2	1	10	41	75	7	7	0
2014	BOSTON	.198	127	384	45	76	19	2	1	30	1	2	5	31	121	8	0	1
	Pawtucket	.212	14	66	6	14	1	0	1	5	0	0	0	3	18	0	1	0
Major League Totals		.196	164	479	63	94	24	2	4	40	1	2	7	41	152	10	0	2
Minor League Totals		.290	232	885	160	257	70	7	21	106	2	12	24	135	190	31	19	7

2011 Signed by the Boston Red Sox as a supplemental-round selection (club's 4th pick, 40th overall) in the June Draft

Additional Batting Statistics

YEAR	CLUB	OBP	SLG	OPS	TB	GDP
2013	BOSTON	.280	.337	.617	32	1
2014	BOSTON	.265	.266	.531	102	10
Major League Totals		.268	.280	.548	134	11

Career Fielding Record

YEAR	CLUB	POS	PCT.	G	GS	PO	A	E	TC	DP
2013	BOSTON	OF	.983	34	26	57	1	1	59	0
2014	BOSTON	OF	.997	125	111	304	13	1	318	8
Career Totals		OF	.995	159	137	361	14	2	377	8

Career Single-Game Highs

HITS	3, 3 times, last 4/25/14 at TOR
DOUBLES	2, 4 times, last 7/21/14 at TOR
HOME RUNS	1, 4 times, last 5/31/14 vs. TB
RBI	3, 2 times, last 9/22/13 vs. TOR
RUNS SCORED	2, 10 times, last 8/14/14 vs. HOU
WALKS	3, 2 times, last 4/9/14 vs. TEX
STRIKEOUTS	4, 8/10/14 at LAA
STOLEN BASES	1, 10 times, last 8/13/14 at CIN
HITTING STREAK	5, 6/29/14-7/7/14
EJECTIONS	None

Home Run Notes

MULTI-HOME RUN GAMES (0)
LEADOFF HOME RUNS (0)
GRAND SLAMS (0)
PINCH-HIT HOME RUNS (0)
EXTRA-INNING HOME RUNS (0)
GAME-ENDING HOME RUNS (0)
INSIDE-THE-PARK HOME RUNS (0)

Jackie
Bradley Jr.



73 BRYCE BRENTZ OF



Full Name: Bryce Everett Brentz
Bats: Right **Throws:** Right **Height:** 6-0 **Weight:** 210
Opening Day Age: 26
Born: December 30, 1988 in Crossville, TN
Resides: Knoxville, TN
Major League Service: 12 days
Acquired: Selected in the supplemental round (36th overall) of the 2010 June Draft
Signed By: Danny Watkins (Red Sox)
Contract Status: Signed through 2015

Career Highlights

- 👉 Made ML debut for the Red Sox as a September call-up in 2014, his 5th professional season.
- 👉 Selected in supplemental round (36th overall) of 2010 June Draft and added to the Red Sox' 40-man roster on 11/20/13.
- 👉 Is averaging a HR every 19.6 AB and 5.2 games over his 4 full minor league seasons...Knocked a career-high 30 HR between Single-A Greenville and High-A Salem in 2011.
- 👉 Owns a lifetime .474 SLG and .803 OPS in first 5 minor league seasons.
- 👉 Named Double-A Portland's MVP in 2012 after leading the club in many offensive categories.
- 👉 Led Red Sox minor league qualifiers with a .306 AVG and .574 SLG in 2011, earning Red Sox Offensive Co-Player of the Year Award.
- 👉 Participated in the Red Sox Rookie Development Program prior to the 2013 season.
- 👉 Enters the season as the Red Sox' third-highest rated OF prospect according to *Baseball America*.

2014: Made ML debut, playing 9 games for the Red Sox in September...Spent the majority of the season with Triple-A Pawtucket (63 regular season games), splitting time between LF (28 G) and RF (23 G).

- 👉 Hit safely in 6 of 8 games with a PA for BOS, going 8-for-26 (.308)...Played LF (6 G, 5 GS) and RF (2 G, 1 GS).
- 👉 Recalled on 9/17 for 1st career ML stint...Debuted that night at PIT with a pinch-hit double in the 5th inning...Was the 1st Red Sox with an XBH in his 1st career PA since Daniel Nava's grand slam on 6/12/10 vs. PHI.
- 👉 Had multiple hits in back-to-back games from 9/24-25 (.444, 4-for-9, 2B, RBI).
- 👉 Ranked 2nd on Pawtucket with 12 HR and was 3rd with 53 RBI, despite missing over 2 months on the DL.
- 👉 In 26 games from 4/3-29 to begin the season with the PawSox, ranked T-3rd in the International League with 22 RBI...Also ranked among IL leaders in HR (T-8th, 4) and XBH (T-10th, 10).
- 👉 Placed on the DL on 5/20 (retro to 5/16) with a right hamstring strain...Played 9 games on rehab between the GCL Red Sox and Short-A Lowell, combining to go 2-for-26.
- 👉 Beginning on 8/2 activation, hit .263 (35-for-133) with 6 HR and 27 RBI in 31 games between regular and post-season play to finish the Triple-A season.
- 👉 Ended the regular season with an IL-high 24 RBI in 20 games from 8/8-31...Hit 5 HR over that stretch, T-5th most in the league.
- 👉 Ranked among IL postseason leaders in hits (T-4th, 9) and 2B (T-1st, 3) over 7 games...Hit .263 (10-for-38) overall in 8 postseason games, including the Triple-A Championship Game, while helping Pawtucket to the Governors' Cup title.

2013: Led Triple-A Pawtucket with 17 HR in 82 games...Had the 8th-best AB/HR ratio among International Leaguers with at least 300 AB (19.2).

- 👉 His 19 total HR, including a rehab stint, tied for the lead among Red Sox farmhands.
- 👉 Ranked 2nd on the PawSox in SLG (.475) and total bases (155).
- 👉 Opened the season with an 8-game hitting streak from 4/4-13 (.364, 12-for-33, 5 2B, HR, 7 RBI).
- 👉 Went deep in 3 straight games from 4/28-30 vs. Columbus.
- 👉 Had multiple hits in 4 straight games from 5/11-15 (.533, 8-for-15).
- 👉 Connected for a walk-off, 3-run HR on 5/17 vs. Gwinnett.
- 👉 Had a season-high 10-game hit streak from 5/21-31, with a .318 AVG (14-for-44), 2B, 3 HR, 9 RBI, 3 BB in that stretch.
- 👉 Placed on 7-day DL on 7/6 with a right knee injury...Activated on 8/25 after a 6-game rehab stint with the Rookie-level GCL Red Sox in which he hit .235 (4-for-17) with 2 2B, 2 HR, and 8 RBI.
- 👉 Hit 6 of his 17 HR for Pawtucket over 20 games from 6/9-7/5, immediately preceding trip to the DL...Went deep in 8/25 return vs. Scranton/Wilkes-Barre.

👉 Played in 8 playoff games for the PawSox...Homered and doubled in Game 1 of the Semifinals at Rochester.

👉 Following the season, played in 19 games for Escogido in the Dominican Winter League.

2012: Named Double-A Portland's MVP after leading the club in games (122), AB (456), hits (135), 2B (30), RBI (76), and total bases (218).

👉 Placed 5th among Eastern League qualifiers with a .478 SLG.

👉 Ranked among all Red Sox minor league leaders in AVG (8th, .290) and RBI (4th).

👉 Hit .390 (60-for-154) with 14 2B and 7 HR in 38 games as a DH.

👉 Twice collected career-high 5 hits: 5/13 at Trenton and 5/31 at Harrisburg.

👉 Named EL Batter of the Week for 5/28-6/3 (.435, 10-for-23, 5 XBH, 6 R, 19 total bases).

👉 Selected as EL Batter of the Week for 8/20-26 (.536, 15-for-28, 10 RBI).

👉 Chosen as Red Sox Minor League Offensive Player of the Month for August/September (.393, 35-for-89, 8 2B, 4 HR, 24 RBI, 14 R).

👉 Promoted to Triple-A Pawtucket on 8/30 and played in 5 regular season games.

👉 Appeared in 7 playoff games with the PawSox and hit .333 (8-for-24) with 6 XBH.

👉 Following the season, ranked by *Baseball America* as Boston's No. 2 outfield prospect, No. 8 prospect overall, and as having the best outfield arm in the EL after recording 10 assists.

👉 Hit .297 (19-for-64) with 2 HR and 11 RBI in 17 games for Surprise of the Arizona Fall League and was named to the league's Top Prospects Team as a DH.

2011: Named Red Sox Offensive Co-Player of the Year after hitting .306 (140-for-458) with 25 2B, 4 3B, 30 HR, 94 RBI, and 91 R in 115 games between Single-A Greenville and High-A Salem.

👉 Led qualifying Sox minor leaguers in AVG and SLG (.574) and also paced the system in RBI, runs, and total bases (263)...Ranked 2nd in homers.

👉 Set a Greenville franchise record with a 35-game on-base streak to begin the season (57 H, 14 BB, 2 HBP), including a South Atlantic League-leading 26-game hit streak to end that stretch from 4/17-5/15.

👉 Named Player of the Week in the SAL for 5/9-15 after batting .552 (16-for-29) with 13 RBI.

👉 Transferred to Salem on 5/21 and ranked 5th among Carolina League leaders with 19 HR despite spending time on the DL from 5/24-6/12 with a left wrist sprain.

👉 Selected to the CL Year-End All-Star Team.

👉 Named Player of the Week in the CL for 6/27-7/3 after leading the league with 4 HR and 22 total bases.

👉 Picked as Topps CL Player of the Month for August after hitting .321 (34-for-106) with 7 HR and 23 RBI.

👉 Named Red Sox Minor League Offensive Player of the Month for April and August/September.

👉 Following the season, ranked by *Baseball America* as Boston's No. 1 outfield prospect, No. 5 prospect overall, and the best power hitter in the Sox system...Also named best power prospect and No. 8 prospect overall in the CL by the same publication.

2010: Made pro debut at Short-A Lowell and led the Spinners in games (69), at-bats (262), 3B (4), and RBI (39) while placing 2nd in HR (tied, 5) and total bases (89).

👉 Named the No. 13 prospect in the New York-Penn League by *Baseball America*.

Personal

👉 Hit .348 with 15 HR, 49 RBI, a .440 OBP, and a .636 SLG in 46 games as a junior for Middle Tennessee State University in 2010.

👉 In 2009, led the NCAA in AVG (.465), HR (28), SLG (.930), and total bases (214) as Sun Belt Player of the Year.

👉 Hit .366 (26-for-71) in 23 games during the 2009 Team USA season.

👉 Selected by CLE in the 30th round of the 2007 June draft, but did not sign.

👉 Graduated from South-Doyle (TN) High School in 2007.

In the Community

In January 2015, Bryce interacted with fans at Red Sox Winter Weekend...Attended the Red Sox Foundation's Casino Night in 2014, and participated in the Children's Hospital of Southwest Florida Golf Classic...Was involved in local community outreach through his participation in the 2013 Red Sox Rookie Development program, including visiting the Jimmy Fund and Boston Children's Hospital.

Bryce Brentz, Continued

Bryce Brentz's Career Record

YEAR	CLUB	AVG	G	AB	R	H	2B	3B	HR	RBI	SH	SF	HB	BB	SO	SB	CS	E
2010	Lowell	.198	69	262	28	52	14	4	5	39	0	2	1	21	76	5	4	4
2011	Greenville	.359	40	170	43	61	10	3	11	36	0	0	2	14	35	2	2	8
	Salem	.274	75	288	48	79	15	1	19	58	0	4	3	26	80	1	1	9
2012	Portland	.296	122	456	62	135	30	1	17	76	0	4	4	40	130	7	5	5
	Pawtucket	.118	5	17	0	2	0	0	0	0	0	4	0	1	6	0	0	0
2013	Pawtucket	.264	82	326	36	86	16	1	17	56	0	0	3	20	86	1	0	8
	GCL Red Sox	.235	6	17	3	4	2	0	2	8	0	0	1	1	4	0	0	0
	Pawtucket	.243	63	230	42	56	11	2	12	53	0	2	3	32	58	0	1	1
2014	GCL Red Sox	.056	7	18	1	1	1	0	0	0	0	0	0	3	5	0	0	0
	Lowell	.125	2	8	2	1	0	0	0	1	0	1	0	1	2	0	0	0
	BOSTON	.308	9	26	5	8	2	0	0	2	0	0	0	0	9	0	0	1
Major League Totals		.308	9	26	5	8	2	0	0	2	0	0	0	0	9	0	0	1
Minor League Totals		.266	471	1792	265	477	99	12	83	327	0	13	17	159	482	16	13	35

2007 Selected by the Cleveland Indians in the 30th round of the June Draft (did not sign)

2010 Signed by the Boston Red Sox as a supplemental-round selection (36th overall) in the June Draft

Additional Batting Statistics

YEAR	CLUB	OBP	SLG	OPS	TB	GDP
2014	BOSTON	.308	.385	.692	10	0

Career Fielding Record

YEAR	CLUB	POS	PCT.	G	GS	PO	A	E	TC	DP
2014	BOSTON	OF	1.000	8	6	14	0	0	14	0

Career Single-Game Highs

HITS	2, 2 times, last 9/25/14 vs. TB
DOUBLES	1, 2 times, last 9/24/14 vs. TB
HOME RUNS	None
RBI	1, 2 times, last 9/26/14 vs. NYY
RUNS SCORED	2, 2 times, last 9/25/14 vs. TB
WALKS	None
STRIKEOUTS	4, 9/28/14 vs. NYY
STOLEN BASES	None
HITTING STREAK	5, 9/21/14-9/27/14
EJECTIONS (0)	None



32 CRAIG BRESLOW

LHP



Full Name: Craig Andrew Breslow
Bats: Left **Throws:** Left **Height:** 6-1 **Weight:** 185
Opening Day Age: 34 (Turns 35 on August 8)
Born: August 8, 1980 in New Haven, CT
Resides: Naples, FL
Major League Service: 7 years, 88 days
Acquired: Signed as a free agent on January 6, 2015
Signed By: Tom Tanous (Brewers)
Contract Status: Signed through 2015

Career Highlights

🔴 2015 will mark his 6th overall season in the Red Sox organization...Has had 2 separate stints with the club (2006-07; 2012-14)...Was signed by BOS as a minor league free agent in 2006 and was re-acquired by the club via trade with ARI in 2012.

🔴 Appeared in 10 postseason games during Boston's World Series championship run in 2013...Pitched in 3 games of the ALDS, 4 games of the ALCS, and 3 in the Fall Classic...Earned the win in the ALDS series-clincher, Game 4 on 10/8/13 at TB.

🔴 Has made 479 relief appearances over parts of 9 seasons in the majors with the Padres (2005), Red Sox (2006, 2012-14), Indians (2008), Twins (2008-09), A's (2009-11), and D-backs (2012)...Was originally selected by the Brewers in the 26th round of the 2002 June draft.

🔴 Has appeared in 60 or more games in each of the last 6 seasons (2009-14)...His 403 total games in that span rank 5th among all ML relievers...Among all ML left-handed pitchers in that span, ranks 2nd only to Randy Choate (405 games).

🔴 Established an Athletics single-season club record for strikeouts by a left-handed reliever in 2010 (71)...The mark was surpassed by Sean Doolittle in 2014 (89 SO).

🔴 Born in New Haven, CT and is a Yale graduate...Was the 24th Bulldog to reach the majors and 1st since pitcher Ron Darling in 1983...In 2012 with BOS, along with catcher Ryan Lavarnway, formed 2nd pair of Yale products to play in at least 1 game for the same major league team in a season, joining Frank Quinn and Sam Mele, who both played for the Red Sox in 1949.

🔴 Founded the "Strike 3 Foundation" in 2008 to heighten awareness, mobilize support, and raise funding for childhood cancer research...To date, the foundation has raised nearly \$3 million.

2014: Made 60 appearances for BOS, 5th most on the staff despite missing the 1st week of the season while on the DL.

🔴 Began the season on the disabled list with a mild left shoulder strain...Made 3 scoreless appearances (1 start) during a rehab assignment at Triple-A Pawtucket before being activated on 4/9.

🔴 Threw 1.0 scoreless inning in his season debut on 4/10 at NYY.

🔴 Had a 3.91 ERA (11 ER/25.1 IP) in 28 games on the road compared to a 7.71 ERA (25 ER/29.0 IP) in 32 at Fenway.

🔴 Pitched more than 1.0 inning 10 times and posted a 2.25 ERA (4 ER/16.0 IP) in those games.

🔴 Stranded 14 of 16 inherited runners.

🔴 Made 10 straight scoreless appearances, 5/2-24 (9.2 IP) and held opponents to a .188 AVG (6-for-32) in that span.

🔴 Had 4 separate appearances in which he allowed at least 4 ER...All together, those 4 games amounted to 18 of his total 36 ER allowed on the season.

🔴 Earned the win in consecutive team games, both against CIN at Fenway Park, 5/6-7.

🔴 Threw a scoreless 10th inning to record the save on 8/25 at TOR...Was his 1st save since 10/3/10 for OAK at SEA.

2013: Posted a career-best 1.81 ERA (12 ER/59.2 IP) in 61 games for the Red Sox...Ranked 6th among all AL relievers in ERA (11th in MLB), and 3rd among lefties in the AL (5th in MLB).

🔴 Began the season on the 15-day disabled list with left shoulder tendinitis...Made 5 rehab appearances between both Double-A Portland and Triple-A Pawtucket.

🔴 Reinstated from the DL on 5/6 and made his season debut that night vs. MIN (1.0 IP, SO).

🔴 Made 61 appearances after his activation on 5/6, which were 6th most among AL pitchers (T-8th in MLB) beginning on that date.

🔴 No runs allowed in 52 of his 61 appearances...Had 23 perfect appearances, 2nd most on the staff.

LOWEST ERA, ACTIVE LEFT-HANDED PITCHERS

(min. 450.0 innings pitched)

PITCHER	ERA
Clayton Kershaw	2.48
Chris Sale	2.76
Madison Bumgarner	3.06
Craig Breslow	3.20

Craig
Breslow

Craig Breslow, Continued

👉 His 5 wins tied for the lead among Sox relievers and were his most since a single-season career-high 8 in 2009 with OAK and MIN.

👉 Was 3-1 with a 0.56 ERA (2 ER/32.1 IP) in 29 appearances on the road and 28 of those appearances were scoreless...Was 2-1 with a 3.29 ERA (10 ER/27.1 IP) in 32 games at Fenway Park.

👉 Threw more than 1.0 inning 14 times (4-1, 1.14 ERA, 3 ER/23.2 IP)...Pitched 2.0 or more innings 5 times.

👉 Earned his 1st win of the season in the Sox' 6-5 walk-off victory over CLE on 5/26...BOS trailed 5-2 entering the bottom of the 9th inning.

👉 Posted a career-best 16-game scoreless streak (13.2 IP), 7/22-8/31...Held opponents to a .140 AVG (6-for-43) over that span...All 12 of his appearances in the month of August were scoreless (8.2 IP).

👉 Went 2-0 with a 0.35 ERA (1 ER/25.2 IP), 12 H, 9 BB, 14 SO, .146 opp. AVG (12-for-82), and a 0.82 WHIP over his final 28 appearances of the season beginning 7/22.

👉 Each of his final 11 appearances of the season were scoreless (11.0 IP) and held opponents to a .143 AVG (5-for-35)...Lowered his ERA from 2.22 on 9/1 to 1.81 at the season's end.

POSTSEASON: Made his postseason debut with BOS...Appeared in 10 games between the ALDS, ALCS, and World Series, going 1-0 with a 2.45 ERA (2 ER/7.1 IP) and 4 holds...Made the 3rd-most appearances out of the BOS bullpen in the postseason, and was tied for the 4th most games for any pitcher in the 2013 postseason...Recorded a hold in his postseason debut in ALDS Game 2 vs. TB, throwing 1.2 scoreless innings...Was the winning pitcher in the Red Sox' series-clinching victory over the Rays in ALDS Game 4 on 10/8...Struck out 4 in 1.2 IP, including each of the first 4 batters he faced...Made 4 appearances in the ALCS against DET, recording 3 holds...Allowed only 1 hit in 11 at-bats (.091 AVG) against DET hitters, including a combined 0-for-6 for Victor Martinez (0-3), Prince Fielder (0-2), and Miguel Cabrera (0-1)...Appeared in 3 World Series games against STL...Was charged with a blown save in Game 2 vs. STL on 10/26...Allowed the game-tying run on a sacrifice fly to Matt Carpenter, and allowed the go-ahead run after his throwing error...Appeared in both Game 3 and Game 4 at STL, but did not record an out in either appearance.

2012: Split the season between ARI and BOS...Acquired by the Red Sox at the 7/31 trade deadline for RHP Matt Albers and OF Scott Podsednik.

👉 Held left-handed batters to a .222 AVG (24-for-108) overall...Posted a .074 opponent clip (2-for-27) vs. the AL East while tossing 9.2 scoreless frames over 10 outings against the division.

👉 Began the year with the D-backs and went 2-0 with a 2.70 ERA (13 ER/43.1 IP) in 40 relief outings...Fanned 42 batters with ARI, 8th-most among left-handed NL relievers at the time of the trade...16 of his 1st 18 appearances were scoreless, including 8 straight from 5/2-18 (9.1 IP).

👉 Made 300th career appearance on 4/17 vs. PIT.

👉 Tossed a season-high 2.1 innings on 4/20 vs. ATL (0 R), his 6th career outing of more than 2.0 innings.

👉 Did not walk a batter in a career-high 11 consecutive games from 5/29-7/2 (11.2 IP).

👉 27 of his last 31 games were scoreless beginning at the start of July (2.22 ERA, 7 ER/28.1 IP)...Recorded 36 SO over 33.0 IP over his final 34 games beginning 6/23.

👉 Tallied at least 1 SO in a career-high 7 straight outings from 7/15-8/1 (10 SO), with the last of those appearances coming with BOS.

👉 Added to Red Sox active roster on 8/1 and appeared in 23 games with BOS, posting a 2.70 ERA (6 ER/20.0 IP) and holding opponents to a .206 AVG (14-for-68) with 19 SO...Allowed runs in just 3 outings with the Sox.

👉 Recorded 5 holds with the Sox, tied for the club lead beginning 7/31 (also Tazawa).

👉 Tossed 9.0 scoreless innings over 10 games to end the season beginning 9/2, holding opponents to a .143 clip (4-for-28) with 9 SO during that span...15 of his final 16 outings of 2012 were scoreless beginning on 8/15 and had 15 SO in that time (2.45 ERA, 4 ER/14.2 IP).

2011: In 2nd full season with the A's, made 67 appearances and led all relief pitchers with a career-high 5 pickoffs...Topped AL relievers in caught stealing (7)...Also ranked 11th in the AL in inherited runners scored percent (21.1, 8-of-38).

👉 Had a 3.06 ERA (11 ER/32.1 IP) prior to the All-Star Break and a 4.67 ERA (14 ER/27.0 IP) after.

👉 Compiled a pair of 11-game scoreless streaks (4/13-5/3 and 6/11-7/15), tying his career-long stretch for the 3rd and 4th time.

👉 Traded to ARI on 12/9 with RHP Trevor Cahill and cash considerations in exchange for RHPs Jarrod Parker and Ryan Cook and OF Collin Cowglin.

2010: Established career highs in saves (5), strikeouts (71), and innings pitched (74.2), and posted a career-low .194 opponents AVG in 75 games for the A's.

👉 Set an OAK record for SO by a left-handed reliever...Finished tied for the 6th-most outings for an A's pitcher in a single season.

👉 Ranked among AL relievers in appearances (2nd), IP (T-4th), SO (T-6th) and opponents AVG (10th)...Limited 1st batters faced to a .130 AVG (9-for-69), 6th-lowest in the AL...Allowed 21.2 percent (7-of-33) of inherited runners to score, 7th lowest in the AL.

👉 Opponents went 0-for-11 with 0 RBI against him with the bases loaded...The 11 at-bats were the most among all relief pitchers that did not allow an RBI with the bases loaded and the most by an AL pitcher since at least 1974.

☛ Struck out a career-high 4 batters in 1.2 IP on 6/4 vs. MIN.

☛ Retired 19 consecutive batters from 6/13-27.

☛ Made 200th career appearance on 7/20 vs. BOS.

☛ Save on 7/28 at TEX was 2nd career and 1st since 8/29/08 at OAK...Collected 4 more over the remainder of the season (8/20 vs. TB, 9/20 vs. CWS, 10/2 at SEA, and 10/3 at SEA).

2009: Spent most of season with OAK after being claimed off waivers in May...Set career highs with 8 wins, 7 losses, and 77 appearances between the Twins and A's.

☛ Ranked among AL relievers in wins (2nd), appearances (2nd), opponents AVG (T-10th, .197), and losses (T-1st)... His 7, 2nd-half victories tied for 8th among all AL pitchers.

☛ Allowed 24.0 percent (12-of-50) of inherited runners to score, the 10th-lowest rate in the AL.

☛ Began season with MIN and was 1-2 with a 6.28 ERA (10 ER/14.1 IP) in 17 games before being claimed off waivers by the A's on 5/20 and going 7-5 with a 2.60 ERA (16 ER/55.1 IP) in 60 appearances with OAK the rest of the season.

☛ Recorded 1st ML win on 5/14 with MIN vs. DET (0 ER in 1.2 IP).

☛ Made 100th career appearance on 6/1 at CWS.

☛ Tallied a career-best 13.2 scoreless-inning streak from 8/31-10/4...Had a season-long stretch of 11 straight scoreless games from 8/31-10/3.

2008: Posted a career-best 1.91 ERA (10 ER/47.0 IP) in 49 games between the Indians and Twins...Marked the 9th-best ERA among AL relievers with at least 40.0 IP.

☛ Began year in Red Sox organization but was claimed off waivers by the Indians on 3/23...Was designated for assignment by the Indians on 5/23 and claimed off waivers by the Twins on 5/29.

☛ Tallied a 3.24 ERA (3 ER/8.1 IP) in 7 games with the Indians and 1.63 ERA (7 ER/38.2 IP) in 42 games with the Twins.

☛ Set a career-high with 11 straight scoreless outings (10.2 IP) from 5/31-6/30.

☛ Posted a 0.54 ERA (1 ER/16.2 IP) over his final 19 games from 8/16-9/27.

☛ Earned his 1st save with 3.0 scoreless IP on 8/29 at OAK.

2007: Spent entire season with BOS's Triple-A Pawtucket club and was named to the International League Mid-Season All-Star Team.

☛ Made only start of his pro career on 8/9 at Scranton/Wilkes-Barre (1 ER in 3.0 IP) in GM 2 of a doubleheader.

☛ Recalled by the Red Sox on 9/1 but did not pitch before being optioned back to Pawtucket on 9/2.

2006: Signed by BOS as a minor league free agent in January and made 13 relief appearances over 3 stints with the Red Sox.

☛ Spent most of the season with Triple-A Pawtucket and was named to the International League Mid-Season All-Star Team and tabbed as Pawtucket's Most Valuable Pitcher.

2005: Made ML debut and pitched in 14 games over 3 stints with the Padres after signing as minor league free agent before the season.

☛ Selected to the ML roster on 7/23 and made big league debut at PHI, striking out 3 in 1.2 scoreless innings.

☛ Threw a career-high 3.2 frames on 9/20 at COL (2 ER).

☛ Combined to go 2-2 with a 2.93 ERA (20 ER/61.1 IP) in 47 tilts between Double-A Mobile and Triple-A Portland.

☛ After the season, pitched for Peoria in the Arizona Fall League and appeared in 15 contests (0-1, 7.24 ERA, 12 SO in 13.2 IP).

2004: Split the season between MIL's High-A High Desert affiliate and New Jersey of the Independent Northeast League.

☛ Was 1-3 with a 7.19 ERA (33 ER/41.1 IP) in 23 games with High Desert before his release on 7/6.

☛ Went 3-1 with a 4.10 ERA (12 ER/26.1 IP) and 1 save in 19 games with the Jackals.

2003: Went 3-4 with a 5.12 ERA (37 ER/65.0 IP), 2 saves, and 80 strikeouts in 33 relief appearances with Single-A Beloit.

☛ Averaged 11.1 SO/9.0 IP.

2002: Made professional debut with Advanced Rookie Ogden, going 6-2 with a 1.82 ERA (11 ER/54.1 IP) and 2 saves in 23 games.

☛ Finished 5th in the Pioneer League in wins.

Craig Breslow, Continued

Personal

- 👉 Last name is pronounced: BREHZ-loh.
- 👉 Married to Kelly.
- 👉 Is a 1998 graduate of Trumbull (CT) High School.
- 👉 Graduated from Yale University in 2002 with degrees in molecular biophysics and biochemistry...Earned All-Ivy honors as a junior.
- 👉 Named the “Smartest Man in Baseball” by *The Wall Street Journal* in 2009, and ranked 1st on *The Sporting News* list of Top 20 Smartest Athletes in 2010.
- 👉 Garnered 2010 Most Valuable Jewish Pitcher of the Year honors by Jewish Major Leaguers, Inc.
- 👉 Was the 2013 recipient of the Unsung Hero Award from the Boston chapter of the Baseball Writers Association of America.

In the Community

Founded the “Strike 3 Foundation” in 2008 to heighten awareness, mobilize support, and raise funding for childhood cancer research...To date, the foundation has raised more than \$3 million...Strike 3 has pledged over \$500,000 to Yale University Children’s Hospital as a founding sponsor of Connecticut’s only Pediatric Bone Marrow Transplantation Program, and has supported deserving research and treatment centers across the country...Hosted Sip Happens to benefit Strike 3 in 2014...In 2013, Craig was named the recipient of the Tim Wakefield Community Award and the BoSox Club “Man of the Year”...Was also nominated by the Red Sox for the Roberto Clemente Award for his outstanding contributions to the community...Strike 3 dispersed over \$440,000 in grants to research and treatment institutions nationwide in 2012, including The Yale New Haven Children’s Hospital, The Conquer Cancer Foundation of the American Society for Clinical Oncology, funding 4 Young Investigator Awards, Connecticut Children’s Medical Center, The Children’s Hospital of Philadelphia and the Children’s Hospital of Oakland Research Institute, sponsoring a Siblings and Survivors program for the 2nd consecutive year...The foundation eclipsed the \$1 million mark in total funds raised early in the summer of 2012 and hosted its 5th Annual First Pitch Celebrity Gala in Stamford, CT in November of that year, which raised more than \$300,000...Also joined former Red Sox teammate Andrew Bailey, who serves as Director of Development for the Strike 3 Foundation, to host the 2012 Bailey Bowl on 1/7/12 in Pennsauken, NJ.

Craig Breslow’s Career Record

YEAR	CLUB	W-L	ERA	G	GS	CG	SHO	SV	IP	H	R	ER	HR	HB	BB	SO	WP	BK
2002	Ogden	6-2	1.82	23	0	0	0	2	54.1	42	15	11	2	1	24	56	7	0
2003	Beloit	3-4	5.12	33	0	0	0	2	65.0	64	43	37	4	1	27	80	1	0
2004	High Desert	1-3	7.19	23	0	0	0	0	41.1	54	39	33	5	2	24	41	4	0
2005	Mobile	2-1	2.75	40	0	0	0	0	52.1	38	16	16	3	1	17	47	2	0
	SAN DIEGO	0-0	2.20	14	0	0	0	0	16.1	15	6	4	1	1	13	14	1	0
	Portland	0-1	4.00	7	0	0	0	0	9.0	11	4	4	1	0	1	9	0	0
2006	Pawtucket	7-1	2.69	39	0	0	0	7	67.0	49	21	20	3	4	24	77	6	1
	BOSTON	0-2	3.75	13	0	0	0	0	12.0	12	5	5	0	1	6	12	2	1
2007	Pawtucket	2-3	4.06	49	1	0	0	1	68.2	70	38	31	6	2	25	73	8	0
2008	CLEVELAND	0-0	3.24	7	0	0	0	0	8.1	10	3	3	1	0	5	7	0	0
	MINNESOTA	0-2	1.63	42	0	0	0	1	38.2	24	9	7	0	0	14	32	4	1
2009	MINNESOTA	1-2	6.28	17	0	0	0	0	14.1	11	11	10	3	1	11	11	3	0
	OAKLAND	7-5	2.60	60	0	0	0	0	55.1	37	20	16	5	2	18	44	0	1
2010	OAKLAND	4-4	3.01	75	0	0	0	5	74.2	53	26	25	9	0	29	71	0	1
2011	OAKLAND	0-2	3.79	67	0	0	0	0	59.1	69	29	25	4	2	21	44	3	0
2012	ARIZONA	2-0	2.70	40	0	0	0	0	43.1	38	15	13	5	1	13	42	1	0
	BOSTON	1-0	2.70	23	0	0	0	0	20.0	14	7	6	0	1	9	19	1	0
2013	BOSTON	5-2	1.81	61	0	0	0	0	59.2	49	16	12	3	2	18	33	2	0
	Portland	0-0	-	1	1	0	0	0	0.0	3	3	3	0	0	1	0	0	0
	Pawtucket	0-0	2.45	4	0	0	0	0	3.2	4	1	1	0	0	3	4	0	0
2014	BOSTON	2-4	5.96	60	0	0	0	1	54.1	73	40	36	8	2	185	366	3	1
	Pawtucket	1-0	0.00	3	1	0	0	0	2.2	1	0	0	0	0	2	1	0	1
	Major League Totals	22-23	3.20	479	0	0	0	7	456.1	405	187	162	39	13	185	366	20	5
	Minor League Totals	22-15	3.86	222	3	0	0	12	364.0	336	180	156	24	11	148	388	28	2
	Red Sox Totals	8-8	3.64	157	0	0	0	1	146.0	148	68	59	11	6	61	101	8	2

- 2002 Signed by the Milwaukee Brewers as a 26th-round selection in the June Draft
- 2005 Signed by the San Diego Padres as a minor league free agent on 3/6
- 2006 Signed by the Boston Red Sox as a minor league free agent on 1/4
- 2008 Claimed off waivers by the Cleveland Indians on 3/23
- 2008 Claimed off waivers by the Minnesota Twins on 5/29
- 2009 Claimed off waivers by the Oakland Athletics on 5/20
- 2011 Acquired by the Arizona Diamondbacks along with RHP Trevor Cahill and cash in exchange for RHP Jarrod Parker, RHP Ryan Cook, and OF Collin Cowgill on 12/9
- 2012 Acquired by the Boston Red Sox in exchange for RHP Matt Albers and OF Scott Podsednik on 7/31
- 2013 On disabled list with left shoulder tendinitis, 3/22-5/5
- 2014 On disabled list with a mild left shoulder strain, 3/21-4/8
- 2015 Signed by Boston Red Sox as a free agent on 1/6

Division Series Record

YEAR	CLUB	W-L	ERA	G	GS	CG	SHO	SV	IP	H	R	ER	HR	HB	BB	SO	WP	BK
2013	BOS vs. TB	1-0	0.00	3	0	0	0	0	3.2	2	0	0	0	1	1	4	0	0

League Championship Series Record

YEAR	CLUB	W-L	ERA	G	GS	CG	SHO	SV	IP	H	R	ER	HR	HB	BB	SO	WP	BK
2013	BOS vs. DET	0-0	0.00	4	0	0	0	0	3.1	1	0	0	0	1	4	2	0	0

World Series Record

YEAR	CLUB	W-L	ERA	G	GS	CG	SHO	SV	IP	H	R	ER	HR	HB	BB	SO	WP	BK
2013	BOS vs. STL	0-0	54.00	3	0	0	0	0	0.1	3	3	2	0	1	2	0	0	0

Career Fielding Record

YEAR	CLUB	POS	PCT.	G	GS	PO	A	E	TC	DP
2005	SAN DIEGO	P	.000	14	0	0	0	1	1	0
2006	BOSTON	P	1.000	13	0	0	1	0	1	0
2008	CLEVELAND	P	-	7	0	0	0	0	0	0
	MINNESOTA	P	1.000	42	0	1	11	0	12	0
2009	MINNESOTA	P	1.000	17	0	0	3	0	3	0
	OAKLAND	P	1.000	60	0	5	4	0	9	0
2010	OAKLAND	P	.800	75	0	2	2	1	5	0
2011	OAKLAND	P	.900	67	0	0	9	1	10	0
2012	ARIZONA	P	1.000	40	0	0	5	0	5	0
	BOSTON	P	1.000	23	0	1	1	0	2	0
2013	BOSTON	P	1.000	61	0	5	9	0	14	2
2014	BOSTON	P	1.000	60	0	3	4	0	7	0
	Career Totals	P	.968	479	0	17	49	3	69	2

Career Batting Totals

	AVG.	G	AB	R	H	2B	3B	HR	RBI	SH	SF	HB	BB	SO	SB	CS	E
Major League Totals	.000	479	4	0	0	0	0	0	0	0	0	0	0	2	0	0	3

Career Single-Game Highs

- INNINGS PITCHED** 3.2, 9/20/05 for SD at COL
- STRIKEOUTS** 4, 6/4/10 for OAK vs. MIN
- HITS ALLOWED** 5, 3 times, last 9/28/14 vs. NYY
- RUNS ALLOWED** 5, 4 times, last 9/28/14 vs. NYY
- WALKS ALLOWED** 3, 4 times, last 6/23/14 at SEA
- HOME RUNS ALLOWED** 1, 39 times, last 9/10/14 vs. BAL
- EJECTIONS** None
- SCORELESS INNINGS STREAK** 13.2, 8/31-10/4/09 and 7/22-8/31/13

Craig
Breslow



11 CLAY BUCHHOLZ

RHP



Full Name: Clay Daniel Buchholz
Bats: Right **Throws:** Right **Height:** 6-3 **Weight:** 190
Opening Day Age: 30 (Turns 31 on August 14)
Born: August 14, 1984 in Nederland, TX
Resides: Austin, TX
Major League Service: 6 years, 59 days
Acquired: Selected in the supplemental round (42nd overall) of the 2005 June Draft
Signed By: Jim Robinson (Red Sox)
Contract Status: Signed through 2015

Career Highlights

🔥 Enters his 9th big league season, all with the Red Sox...Is the longest-tenured member of the club's pitching staff...Originally selected by BOS in the supplemental round of the 2005 June Draft (42nd overall) as compensation for losing free agent Pedro Martinez.

🔥 Is a 2-time AL All-Star...Earned his 1st selection in 2010, his 1st full ML season, and his 2nd in 2013.

🔥 Has a 66-44 record in 110 ML decisions...His .600 winning percentage ranks 9th among AL pitchers since the start of 2007 (min. 85 decisions).

🔥 In 5 seasons since 2010, ranks 11th in the AL with a 3.67 ERA (min. 700.0 IP)...Also places 9th among that group in opponent AVG (.245) and 8th in opponent SLG (.358)...Has the 12th-most wins among AL pitchers in that 5-year span with 54.

🔥 Leads all ML pitchers with a .700 winning percentage (35-15) on the road since the start of 2009 (min. 30 decisions)...In that same span, ranks 2nd in the AL in road ERA at 3.39 (157 ER/417.0 IP, min. 350.0 IP).

🔥 Named Red Sox Pitcher of the Year by the Boston BBWAA in both 2010 and 2012...Shared the 2010 award with Jon Lester.

🔥 Held opponents to 5 ER or less in all 42 starts during his 2010 and 2011 campaigns, the longest streak by a Red Sox starter since Roger Clemens did it in 53 games from 5/7/85-5/27/87.

🔥 Threw a no-hitter in his 2nd ML appearance on 9/1/07 vs. BAL...Marked the 17th official no-hitter in franchise history.

🔥 Named Red Sox Minor League Pitcher of the Year in 2006 and 2007...Earned 2007 Co-Minor League Player of the Year honors from the Boston BBWAA, sharing the award with Jacoby Ellsbury.

🔥 Is a member of 2 World Championship Red Sox teams in 2007 and 2013...Has no record and a 4.21 ERA (12 ER/25.2 IP) in 5 career postseason appearances, all starts, between 2009 and 2013...Made ML debut in 2007 but did not participate in that squad's run to the World Series.

2014: Led the Red Sox with 28 starts and 170.1 innings despite missing nearly a month on the DL.

🔥 Went 8-11 with a 5.34 ERA (101 ER/170.1 IP), his highest ERA since 2008 (6.75)...11 losses were a career-high.

🔥 Struck out a career-high 132 batters and had a career-best 2.9 BB/9.0 IP ratio (54 BB).

🔥 Had team-best ERA (4.14) and opponent AVG (.246) in 14 starts on the road compared to a 6.64 ERA and .302 opponent AVG in 14 home starts.

🔥 Threw the 5th and 6th shutouts of his career on 7/13 at HOU and 8/31 at TB...Was the 1st Red Sox starter to throw multiple shutouts in a season since Josh Beckett in 2009 (also 2)...Tied for the 2nd-most shutouts in the AL, 1 shy of DET's Rick Porcello (3).

🔥 Surrendered 17 HR on the season for a rate of 0.90 HR/9.0 IP...Was the best rate among qualifying BOS starters and ranked 22nd in the AL.

🔥 Started 10 games from the beginning of the season until being placed on the DL on 5/28 (retro to 5/27) with a hyperextended left knee.

🔥 Activated from the DL on 6/25...From that date through the end of the season, held opponents to a .240 AVG/.300 OBP/.373 SLG.

🔥 Issued 1 walk total in his first 5 starts after the DL stint, from 6/25-7/18 (35.2 IP), posting a 3.28 ERA in that time.

🔥 Blanked the Astros over 9.0 innings of 3-hit ball on 7/13, fanning a career-high 12 batters with no walks...Was the 1st BOS pitcher with at least 12 SO and 0 BB in a shutout since Hideo Nomo on 5/25/01 vs. TOR (14 SO, 0 BB).

🔥 Started and earned the win in BOS' last game before the All-Star break (7/13 at HOU) and the club's 1st game after the break (7/18 vs. KC)...Became the 1st Red Sox starter to win consecutive team games since Don Schwall in 1961 around that year's 1st All-Star break (7/9-G2 and 7/13).

🔥 Did not allow a HR over a season-high 5-start stretch from 8/20-9/11 (3-1, 3.25 ERA, 36.0 IP).

🔥 On 8/31 at TB, delivered a 3-hit, no-walk complete game shutout on 98 pitches...Faced only 2 batters over the minimum thanks to a DP.

🔥 Underwent successful meniscus surgery on his right knee on 9/30.

2013: Went 12-1 with a 1.74 ERA (21 ER/108.1 IP) and was named to his 2nd All-Star team...Made only 16 regular season starts due to a neck strain.

- 👉 Finished the season with a 12-1 record...His .917 winning percentage led all major leaguers with at least 10 decisions...BOS was 14-2 (.875) in his 16 outings.
- 👉 Held opponents to 2 runs or less in 14 of his 16 starts...In the other 2 starts he allowed 4 runs (5/6 vs. MIN in 6.0 IP) and 3 runs (9/27 at BAL in 7.0 IP).
- 👉 Among all ML pitchers with a minimum of 100.0 IP, led in ERA, opponent SLG (.277), and opponent OPS (.546)... Ranked 3rd in opponent AVG (.199), opponent OBP (.270), and WHIP (1.02).
- 👉 His ERA (1.744) was the 2nd lowest for a Red Sox pitcher with at least 100.0 IP in the live ball era (since 1920), trailing only Pedro Martinez's 1.742 ERA (42 ER/217.0 IP) in 2000, the last AL pitcher with a mark that low (min. 100.0 IP).
- 👉 Allowed 4 HR in 108.1 IP (0.33 HR/9.0 IP), the lowest rate by an American Leaguer with at least 100.0 IP since TOR's Roy Halladay in 2001 (0.26)...Gave up just 1 HR in 184 right-handed batters faced (BAL's Adam Jones on 9/27).
- 👉 Finished the season with a 1.99 ERA (13 ER/57.1 IP) in 9 starts at Fenway, the best home ERA among American Leaguers (min. 50.0 IP).
- 👉 Allowed 7 ER in 45.0 IP (1.40 ERA) on the road, the 2nd-lowest ERA among MLB hurlers with at least 45.0 innings.
- 👉 Named AL Pitcher of the Month for April, his 2nd career monthly award (Aug. 2010)...Led the AL with a 1.19 ERA (5 ER/37.2 IP) and T-1st with 5 wins in 5 starts.
- 👉 Had an 11-game win streak to begin the season, the 2nd longest in MLB behind only DET's Max Scherzer (13)...It was the longest season-opening win streak by a Red Sox since Roger Clemens' 14-gamer in 1986.
- 👉 Was the 2nd Red Sox all-time to have at least 11 wins and no losses in his 1st 14 starts of a season, joining Clemens (13-0 in 1986)...Was the 1st Red Sox since Clemens (14-0 in 1986) to start a season 11-0.
- 👉 Had a season-long 22.0-inning scoreless streak from 4/3 (5th inning) through 4/20 (5th inning).
- 👉 Went to at least 7.0 innings in his first 10 starts, his 2nd-longest such streak after a 12-gamer on 5/27-8/16/12.
- 👉 Was credited with a 2-hit shutout in the Red Sox' rain-shortened 3-0 victory in 5.0 innings on 6/2 at NYY.
- 👉 Did not allow a HR for a career-long 7 games from his season debut on 4/3 until 5/11.
- 👉 Had a 1.01 ERA (5 ER/44.2 IP) through his 1st 6 starts, the lowest by a Sox since Roger Clemens' 0.73 ERA in 1991 (Source: Elias)...Was the 2nd ML pitcher since 1987 to begin a season with 6 straight starts of 7.0+ IP and 2 runs or fewer (also Clemens' first 7 starts in 1991).

POSTSEASON: Made 4 starts for the Red Sox over the ALDS, ALCS, and World Series, posting a 4.35 ERA (10 ER/20.2 IP) with no record...The Red Sox were 3-1 in his 4 starts...Allowed 3 runs in 6.0 IP in Game 3 of the ALDS on 10/7 at TB, a 5-4 walk-off loss ...Made a pair of starts against the Tigers in the ALCS...Allowed 5 ER in 5.2 IP in BOS' 6-5 walk-off win in Game 2 on 10/13 vs. DET...Went 5.0 IP in Game 6 on 10/19 vs. DET, the Sox AL pennant-clinching victory...Made his 1st career appearance in the World Series starting Game 4 on 10/27 at STL, allowing 1 run (0 ER) on 3 hits in 4.0 IP.

2012: Tied for team lead with 11 wins and set career highs in starts (29), CG (2), IP (189.1), and SO (129)...Named Red Sox Pitcher of the Year by the BBWAA.

- 👉 Over his final 20 starts of the season beginning 5/27, his 3.41 ERA (53 ER/140.0 IP) ranked 8th in the AL (min. 130.0 IP)...Also placed among AL leaders in opponent AVG (5th, .236), opponent OBP (7th, .294), opponent SLG (9th, .382), and opponent OPS (9th, .676) beginning 5/27.
- 👉 Induced a career-high 27 ground ball double plays, tied for 2nd in the majors behind TOR's Henderson Alvarez (30).
- 👉 Did not factor in the decision 5 times when going at least 7.0 innings and allowing 1 or no ER.
- 👉 Ranked 9th in the AL with 5.4 runs of support per 9.0 innings (114 RS), including the 2nd-best mark among ML qualifiers in the 1st half (7.7 RS/9.0 IP).
- 👉 With 7 runs allowed on 4/8 at DET, snapped a streak of 42 consecutive starts since the beginning of 2010 without giving up more than 5 ER...It was the longest streak by a Red Sox starter since Roger Clemens did it in 53 games from 5/7/85-5/27/87.
- 👉 Took the loss on 4/20 vs. NYY, snapping an 11-start undefeated streak from 5/2/11-4/14/12 (6-0, 3.78 ERA).
- 👉 Held right-handed batters to a .243 AVG (67-for-276) with 8 HR in 22 starts from 5/16 to the end of the season.
- 👉 Allowed 2 ER or less over 7.0 innings or more in 9 of 11 starts from 5/27-8/10 (2.08 ERA), including a 4-game streak from 5/27-6/12 (1.45 ERA) and a 5-game streak from 7/19-8/10 (1.15 ERA).
- 👉 Went to at least 6.0 IP in a career-high 12 straight starts from 5/27-8/16 (7-1, 2.19 ERA)...Averaged 7.53 innings per start in that stretch, the most in a 12-game span by a Red Sox since Pedro Martinez from 7/23-9/20/00 (7.58).
- 👉 Threw a shutout on 6/7 vs. BAL...Recorded his 2nd CG win of the season on 8/10 at CLE.
- 👉 Placed on the 15-day DL on 6/24 (retro to 6/20) due to stomach illness...Made 1 rehab start for Triple-A Pawtucket on 7/8 and activated on 7/14.
- 👉 Went 3-0 with a 1.53 ERA (8 ER/47.0 IP) over 6 starts from 7/19-8/16...Held opponents to 3 ER or less over at least 7.0 innings in each of those starts.

Clay Buchholz, Continued

👉 Appeared in his 100th career game on 8/22 vs. LAA...Tied for 5th-most wins by a Red Sox pitcher in his 1st 100 appearances since 1916 with 46 victories...Made 100th ML start on 9/3 at SEA.

2011: Posted a 3.48 ERA but was limited to 14 starts due to a stress fracture in his lumbar spine.

👉 Was placed on the 15-day disabled list on 6/19 (retro to 6/17) with a lower back strain and did not pitch for the remainder of the season...Transferred to the 60-day DL on 7/31...Activated prior to the Sox final game on 9/28 but did not appear in the contest.

👉 Held left-handers to a .241 AVG (39-for-162), a .305 OBP and a .401 SLG...Limited right-handers to a .242 AVG (37-for-153), .314 OBP, and .392 SLG.

👉 Held opponents to a .152 AVG (10-for-66) with RISP and a .231 OBP in that situation.

👉 Walked 3 or fewer batters in each of his last 10 starts beginning 4/26, including a career-high stretch of 2 BB or less in 9 straight starts from 4/26-6/10.

👉 Ranked 5th in the AL with a 2.08 ERA (9 ER/39.0 IP), going 3-0 in 6 May starts.

👉 Closed out his season with a career-long, 9-game undefeated streak from 5/2-6/16...During that time, went 5-0 and ranked among AL leaders in wins (T-4th), ERA (6th, 2.59), opponent AVG (7th, .204), and WHIP (9th, 1.02).

👉 Pitched 5.0 scoreless innings for the win on 5/7 vs. MIN, including 3.0 IP after a rain delay of 2 hours and 7 minutes...Combined with 4 other Sox pitchers in the 4-0 team shutout.

👉 On 4/10, signed a 4-year contract extension through the 2015 season with club options for 2016 and 2017.

2010: Named an All-Star and Red Sox Co-Pitcher of the Year in his 1st full season in the majors... Recorded a career-high 17 wins.

👉 Earned Co-Red Sox Pitcher of the Year honors along with Jon Lester from the Boston Chapter of the BBWAA...The 1st pair of Sox pitchers to share the award since 1973 (Bill Lee and Luis Tiant).

👉 Finished 6th in AL Cy Young Award voting after receiving two 3rd-place votes, five 4th-place and four 5th-place.

👉 Was the 2010 recipient of the BoSox Club Man of the Year Award, chosen not only for his contributions to the success of the Red Sox but also for his cooperation and efforts in community endeavors.

👉 Named an All-Star for the 1st time in his career, selected by the player ballot...Did not pitch in the game in LAA due to injury (left hamstring strain) but attended the festivities.

👉 Finished 2nd in the AL with a 2.33 ERA (45 ER/173.2 IP) after only SEA's Felix Hernandez (2.27)...In the live ball era (since 1920), only 4 Red Sox pitchers have finished a season with a better ERA: Tex Hughson (2.26 in 1944), Luis Tiant (1.91 in 1972), Roger Clemens (1.93 in 1990), and Pedro Martinez (2.07 in 1999, 1.74 in 2000, 2.26 in 2002, 2.22 in 2003).

👉 Also ranked among AL leaders in wins (T-7th, 17), winning pct. (4th, .708, 17-7), opponent AVG (7th, .226), opponent SLG (2nd, .312), and ground ball/fly ball ratio (9th, 1.79).

👉 Led AL and ranked 3rd in the majors with a 2.45 ERA (25 ER/92.0 IP) on the road...Tied for 2nd-most road wins in the majors (10-3).

👉 Posted a 2.20 ERA (20 ER/81.2 IP) in 13 starts at Fenway Park, 6th-best home ERA among AL leaders...Led the majors with a 1.97 ERA (29 ER/132.2 IP) in night games...14 night wins tied for most in the AL with teammate Jon Lester.

👉 Recorded quality starts in all 19 outings of at least 6.0 innings (14-2).

👉 Started 5 of BOS' 9 team shutouts, including his 2nd career complete game shutout, an 11-0 win at BAL on 6/4 (9.0 IP, 5 H, BB, 2 SO)...His 2 strikeouts in that game were the fewest by a Red Sox pitcher in a shutout since Danny Darwin had 2 on 8/18/93 vs. CWS.

👉 Made 6 starts with at least 8.0 IP and 2 runs or fewer allowed, most by a Red Sox since Pedro Martinez had 10 in 2002.

👉 Finished T-2nd in the AL with 9 starts in which he allowed no ER...Tied with SEA's Felix Hernandez for the ML lead with 17 starts allowing no more than 1 ER.

👉 Held opponents to a ML-best .161 AVG with RISP (22-for-137)...Did not permit a HR in 137 AB with RISP, the most in the majors without a HR allowed.



- 👉 Surrendered just 9 HR over his 173.2 IP for the 3rd-lowest HR/9.0 IP ratio in the AL (0.47).
- 👉 Recorded a then career-high 10 SO in a 3-0 losing effort vs. TEX on 4/22 (6.2 IP, 3 R/ER)...At 25 years, 251 days old, became the club's youngest righty to fan 10 or more in a game since Aaron Sele (23 years, 95 days) had 11 on 9/28/93 vs. DET (G1).
- 👉 Threw 18.0 scoreless innings from 5/24-6/4.
- 👉 Loss on 6/9 at CLE (7.0 IP, 3 R) was his 1st on the road since 8/8/09 at NYY, snapping a streak of wins in 9 straight road starts from 8/19/09-6/4/10 (1.53 road ERA)...Joined Roger Clemens as the only pitchers in club history to win at least 9 straight road starts (3 times, last 7/18/92-4/20/93).
- 👉 Placed on the 15-day disabled list with a left hamstring strain on 7/5 (retro to 6/27)...Made 1 rehab start for Pawtucket on 7/16 and activated on 7/21.
- 👉 Named AL Pitcher of the Month for August, his 1st career monthly honor (4-0, 1.03 ERA, 5 ER/43.2 IP)...Allowed no more than 1 ER in 5 of the 6 outings.
- 👉 Notched career-high streaks of 26.0 scoreless innings (2nd inning, 8/11-6th, 8/28) and 30.1 innings without allowing an ER (6th, 8/6-7th, 8/28)...Both streaks were the longest for a Sox hurler since Pedro Martinez's 35.0-inning scoreless run from 7/25-8/16/02...His 26.0-IP scoreless streak was the longest by an AL starter all year...Stretch included 3 straight starts without an ER from 8/11-22.

2009: Split the season between Triple-A Pawtucket and Boston...After making his ML season debut following the All-Star break, tied for the team lead with 7 wins (T-8th in AL) and led the staff with 16 starts (T-1st in ML) and 92.0 innings.

- 👉 Recalled 7/17 and made 1st ML appearance of the season with a start that night at TOR...Earned 1st big league win since 5/2/08 vs. TB with 5.2 innings of 1-run ball.
- 👉 Optioned to Pawtucket on 7/18 but did not pitch before recall on 7/21 to replace an injured Tim Wakefield...Remained with the Red Sox for the rest of the season.
- 👉 Allowed 3 ER or less in 12 of 16 ML starts, including 2 or less on 10 occasions...Recorded 9 quality starts, all in final 12 starts of the season.
- 👉 Beginning when he made his season debut on 7/17, finished 4th in the AL with a 1.89 ground ball/fly ball ratio.
- 👉 The Sox scored 72 runs in his 92.0 IP, 2nd-highest total in majors beginning 7/17 (COL's Jorge De La Rosa, 73).
- 👉 Allowed 3 ER over back-to-back starts, 8/8-13 (13.0 IP), but lost both as BOS was shut out in both games.
- 👉 Undefeated over 8 starts from 8/19-9/24, going 6-0 with a 2.44 ERA (14 ER/51.2 IP)...6 wins led the majors during that span.
- 👉 Tossed 15.0 consecutive scoreless innings between 3 starts from 9/3 (5th inning)-9/13 (6th inning).
- 👉 Began season with Pawtucket...Ranked among International League leaders in the 1st half in ERA (2nd, 2.36), SO (T-4th, 89), and IP (4th, 99.0)...Limited opponents to a .191 AVG (65-for-341) in 16 starts, lowest among qualifying IL starters and 6th among all minor league starters in the 1st half.
- 👉 Named to the IL Mid-Season All-Star Team but did not attend due to call-up...Twice earned IL Pitcher of the Week honors: 4/27-5/3 and 5/25-31.
- 👉 Named Red Sox Minor League Pitcher of the Month for May (IL-best 1.12 ERA)...Began the month with 22.1 consecutive scoreless innings, including 20.1 IP over his first 3 starts.
- 👉 Threw a 1-hit shutout on 5/25 at Louisville, retiring 24 straight batters over the first 8.0 innings before allowing a single to begin the 9th.

POSTSEASON: No decision in playoff debut, a 7-6 Sox loss to the Angels in Game 3 of ALDS on 10/11...Started and allowed 2 runs in 5.0 innings...Left in line for win but bullpen allowed 5 runs over the 8th and 9th innings.

2008: On the Red Sox Opening Day roster for the 1st time...Made 16 appearances (15 starts) over 2 stints with BOS...Missed time on the disabled list and also made starts with Triple-A Pawtucket and Double-A Portland.

- 👉 Went 2-2 with a 3.71 ERA (14 ER/34.0 IP) over first 6 starts, 4/5-5/2, turning in 3 quality starts...Struck out 33 batters in 34.0 innings in that span...Ranked 2nd in the AL with 8.7 SO/9.0 IP during that time.
- 👉 Threw his 2nd career CG in a losing effort on 4/26 at TB, his 8th career start (9th game)...Became the 1st Red Sox pitcher to go the distance twice within his first 10 ML appearances (also 2007 no-hitter) since Jeff Sellers (9/26/85 and 6/29/86)...Was the 1st Sox pitcher to do this while allowing 3 hits or less in each contest since Don Aase (7/31/77 and 9/5/77).
- 👉 Landed on 15-day DL with a torn nail on his right middle finger on 5/14 (retro to 5/13)...Sent to Pawtucket on rehab on 5/25 and made 2 starts...Optioned to PawSox upon 5/31 activation.
- 👉 Recalled 7/11 and made 8 more appearances (7 starts) with the big league club...Was optioned to Portland on 8/20.
- 👉 Made 9 starts overall for the PawSox...Posted wins in 4 straight starts from 6/14-30 (0.40 ERA, 1 ER, 22.2 IP).
- 👉 Started 2 regular season games with Portland 8/25 and 8/30...Got the nod in Game 2 of the Sea Dogs' Northern Division Championship Series on 9/4 at Trenton (ND, 6.0 IP, 3 R, BB, 9 SO).
- 👉 After the season, started 5 games for the Scottsdale Scorpions of the Arizona Fall League...(1-2, 3.86 ERA, 21.0 IP, 9 ER, 17 SO).

Clay Buchholz, Continued

2007: Advanced from Double-A Portland to the major leagues, throwing a no-hitter in 2nd big league appearance...Was the 17th official no-hitter in franchise history...Also earned Red Sox Minor League Pitcher of the Year honors for the 2nd straight season.

👉 Held big league batters to a .184 AVG (14-for-76), including .133 (4-for-30) vs. right-handed batters and .217 (10-for-46) against lefties.

👉 Made ML debut 8/17, a spot start in the day game of a doubleheader vs. LAA...Opposed John Lackey and earned the win, allowing 4 runs (3 ER) on 8 hits with 3 BB and 5 SO in 6.0 IP in the Sox' 8-4 victory...At 23 years, 3 days old, was youngest Sox pitcher to win his debut as a starter since Juan Pena on 5/8/99 (21 years, 315 days)...Optioned to Triple-A Pawtucket following the game.

👉 Recalled for 2nd stint with Boston on 9/1 and threw the 17th official no-hitter in franchise history that night vs. BAL, his 2nd big league start...Allowed 4 base runners (Nick Markakis HBP in the 1st inning, Kevin Millar and Aubrey Huff BB in the 5th, and Brian Roberts BB in the 6th)...Retired the final 11 batters he faced...Threw 115 pitches and recorded 9 SO in the Red Sox' 10-0 victory.

👉 Became 1st Sox rookie pitcher to win each of his 1st 2 ML starts since Juan Pena in 1999.

👉 Recorded a 16.0-inning scoreless stretch over parts of 3 games (2 starts), 9/1-19...Worked 3.0 scoreless innings in relief on 9/6 at BAL, matching the longest relief outing by a Red Sox pitcher in 2007.

👉 Officially shut down for the remainder of the season on 9/28 due to fatigue in his pitching shoulder.

👉 Went 8-5 with a 2.44 ERA (34 ER/125.1 IP) and 171 SO in 24 minor league games (23 GS) between Triple-A Pawtucket and Double-A Portland.

👉 Named Red Sox Minor League Pitcher of the Year, leading the system with 171 SO...Voted a Co-Minor League Player of the Year by the Boston Chapter of the BBWAA, sharing the honor with Jacoby Ellsbury.

👉 Led all of minor league baseball with an average of 12.3 SO/9.0 IP and finished 5th with 171 SO...Also had the 5th-lowest opponent AVG at .191.

👉 Spent the 1st half of the season with the Sea Dogs and was leading Eastern League hurlers with a 1.77 ERA (17 ER/86.2 IP) and 116 SO at the time of his promotion to Pawtucket on 7/12...Held Eastern League hitters to a .180 clip (55-for-305).

👉 Garnered Red Sox Minor League Pitcher of the Month honors for May (2-0, 1.50 ERA, 36.0 IP, 6 ER, 51 SO, 6 GS)...Set a franchise record striking out 8 consecutive batters 5/11 vs. Binghamton (had 11 SO total).

👉 Named EL Pitcher of the Week for 6/25-7/1 (1-0, 0.79 ERA, 1 ER, 11.1 IP, 2 GS).

👉 Selected to play in the EL All-Star Game but did not pitch.

👉 Pitched for the U.S. Team in the All-Star Futures Game at AT&T Park in SF on 7/8...Fanned 2 and allowed a homer in 1.0 relief inning in the U.S. squad's 7-2 loss to Team World.

👉 Named as the top prospect in the Red Sox organization by *Baseball America* after the season...Also tabbed by the publication as having the best curveball and best change-up in the BOS system.

2006: Named Red Sox Minor League Pitcher of the Year, going 11-4 with a 2.42 ERA (32 ER/119.0 IP) in 24 starts between Single-A Greenville and High-A Wilmington.

👉 Led all Sox minor league pitchers with 140 SO and was tied for the lead with 11 wins.

👉 Earned Red Sox Minor League Pitcher of the Month honors in August, going 5-0 with a 1.14 ERA (4 ER/31.2 IP) and 43 SO in 6 starts between Greenville and Wilmington.

👉 Promoted to Wilmington on 8/15...Named Carolina League Pitcher of the Week for 8/21-27, with 10 SO in 6.0 scoreless innings in a win on 8/24 vs. Myrtle Beach.

👉 Won his only playoff start for Wilmington on 9/6 at Frederick (6.0 IP, 1 R, 10 SO).

👉 After the season, listed as No. 2 overall prospect, top pitcher, in the Red Sox system according to *Baseball America*...Also dubbed as having the best curveball in the organization in the publication's Best Tools Survey.

INSIDE THE NO-HITTER

👉 17th official no-hitter in Red Sox history, 1st since Derek Lowe on 4/27/02 vs. TB.

👉 1 of 3 no-hitters in the Majors in 2007...Also CWS's Sox Mark Buehrle (4/18 vs. TEX) and DET's Justin Verlander (6/12 vs. MIL).

👉 Was 21st Major League rookie and 1st in Red Sox history to pitch a no-hitter...1st rookie since FLA's Anibal Sanchez, 9/6/06 vs. ARI, and 1st in American League since CWS's Wilson Alvarez, 8/11/91 at BAL.

👉 Became 3rd pitcher since 1900 to throw a no-hitter in either his 1st or 2nd Major League start, the 2nd to throw 1 in his 2nd Big League game, joining Wilson Alvarez in 1991...Bobo Holloman threw a no-hitter in his 1st career start for SLB on 5/6/53 vs. PHA but had pitched in relief prior to that start.

👉 At 23 years, 18 days, only Joe Wood (21 years, 277 days; 7/29/1911 vs. SLB) and Dave Morehead (23 years, 11 days; 9/16/65 vs. CLE) threw no-hitters for Boston at a younger age.

👉 No-hitter was selected as the top single-game performance of 2007 in fan balloting in MLB.com's "This Year in Baseball Awards."

2005: Made professional debut with Short-A Lowell...Selected in the supplemental round (42nd overall) as compensation for free agent Pedro Martinez.

- 👉 Finished T-3rd in the New York-Penn League with 15 starts.
- 👉 Recorded 14 SO over 7.0 IP in his last 2 starts...Had 8 SO over 3.0 scoreless innings 9/1 vs. Vermont...Fanned 6 in 4.0 scoreless innings 9/6 at Oneonta.

Personal

- 👉 Married to Lindsay Clubine...The couple has two daughters, Colbi and Landri.
- 👉 Pitched at Angelina (TX) Junior College...Selected 2005 Region 14-East Conference Player of the Year, going 12-1 with a 1.05 ERA (10 ER/85.2 IP) in 15 starts...Earned first-team all-district and all-state honors...Fanned 129 batters in 85.2 innings...Also saw time in the outfield...Helped lead the Roadrunners to a No. 11 ranking in the National Junior College Athletic Association.
- 👉 Graduated from Lumberton (TX) High School in 2003.

In the Community

In March 2013, Clay established the Clay Buchholz Foundation with his wife, Lindsay, to provide health, education and sports opportunities to improve the lives of children in need...Hosted the 2nd Annual Buchholz Bowl in 2014, benefitting children’s health and well-being throughout New England...Also visited victims of the Boston Marathon bombings in the hospital, and met children at Christopher’s Haven...Attends events that benefit the Red Sox Foundation, such as Casino Night in 2014, and has donated auction items – pitching lessons in 2010 and 2012, and the chance to play video games with him in 2011 – to Picnic in the Park events...Has played in the Children’s Hospital of Southwest Florida Golf Classic in Fort Myers during spring training in each of the last 7 years...Visited with patients at Walter Reed Medical Center in 2014...Spoke with children attending the Red Sox Baseball Academy in 2011 and 2012...Served as the Co-Captain of the Jimmy Fund (with Tim Wakefield) in 2010 and 2011, making visits to the clinic and appearances at Fenway Park, and shooting PSA’s...Also served as the spokesman for the Jimmy Fund Rally Against Cancer program...Visited the Furnace Brook Middle School in Marshfield, MA in 2011...Has met with Jimmy Fund patients during their trips to Fort Myers, Pittsburgh and Baltimore, and has participated in the Jimmy Fund Radio-Telethon...Honored by the Lowell Spinners with the Dick Berardino Alumni Award in January 2011, and named the 2010 BoSox Club’s Man of the Year.

Clay Buchholz’s Career Record

YEAR	CLUB	W-L	ERA	G	GS	CG	SHO	SV	IP	H	R	ER	HR	HB	BB	SO	WP	BK
2005	Lowell	0-1	2.61	15	15	0	0	0	41.1	34	15	12	2	1	9	45	0	1
2006	Wilmington	2-0	1.13	3	3	0	0	0	16.0	10	4	2	0	0	4	23	1	0
	Greenville	9-4	2.62	21	21	0	0	0	103.0	78	34	30	10	5	29	117	8	1
2007	Pawtucket	1-3	3.96	8	8	0	0	0	38.2	32	21	17	5	1	13	55	1	3
	Portland	7-2	1.77	16	15	1	0	0	86.2	55	18	17	4	2	22	116	1	1
2008	BOSTON	3-1	1.59	4	3	1	1	0	22.2	14	6	4	0	1	10	22	0	0
	Pawtucket	4-2	2.47	9	9	0	0	0	43.2	36	13	12	3	2	17	43	3	0
2009	Portland	1-0	1.80	2	2	0	0	0	15.0	7	4	3	0	0	1	18	0	0
	BOSTON	2-9	6.75	16	15	1	0	0	76.0	93	63	57	11	2	41	72	2	1
2010	Pawtucket	7-2	2.36	17	16	1	1	0	99.0	67	30	26	7	0	30	89	4	1
	BOSTON	7-4	4.21	16	16	0	0	0	92.0	91	44	43	13	2	36	68	1	0
2011	Pawtucket	0-0	4.91	1	1	0	0	0	3.2	4	2	2	1	1	1	2	0	1
	BOSTON	17-7	2.33	28	28	1	1	0	173.2	142	55	45	9	5	67	120	7	1
2012	BOSTON	6-3	3.48	14	14	0	0	0	82.2	76	34	32	10	2	31	60	3	0
	Pawtucket	0-0	0.00	1	1	0	0	0	2.1	1	0	0	0	0	2	3	0	0
2013	BOSTON	11-8	4.56	29	29	2	1	0	189.1	187	104	96	25	12	64	129	2	2
	Lowell	12-1	1.74	16	16	1	1	0	108.1	75	23	21	4	1	36	96	1	0
2014	Pawtucket	0-0	13.50	1	1	0	0	0	0.2	1	3	1	0	0	3	1	0	0
	BOSTON	8-11	5.34	28	28	2	2	0	170.1	182	108	101	17	10	54	132	8	0
Major League Totals		66-44	3.92	151	149	8	6	0	915.0	860	437	399	89	35	339	699	24	4
Minor League Totals		31-15	2.44	97	95	2	1	0	464.0	338	148	126	34	13	133	524	18	8

- 2005 Signed by the Boston Red Sox as a supplemental-round selection (club’s 3rd pick, 42nd overall) in the June Draft
- 2008 On disabled list with a torn nail on right middle finger, 5/13-5/30
- 2010 On disabled list with a left hamstring strain, 6/27-7/20
- 2011 On disabled list with a lower back strain, 6/17-9/27
- 2012 On disabled list with a stomach illness, 6/20-7/13
- 2013 On disabled list with a neck strain, 6/9-9/9
- 2014 On disabled list with hyperextended left knee, 5/28-6/25

Clay Buchholz

Clay Buchholz, Continued

Division Series Record

YEAR	CLUB	W-L	ERA	G	GS	CG	SHO	SV	IP	H	R	ER	HR	HB	BB	SO	WP	BK
2009	BOS vs. LAA	0-0	3.60	1	1	0	0	0	5.0	6	2	2	1	1	1	3	0	1
2013	BOS vs. TB	0-0	4.50	1	1	0	0	0	6.0	7	3	3	1	0	3	5	0	0
Division Series Totals		0-0	4.09	2	2	0	0	0	11.0	13	5	5	2	1	4	8	0	1

League Championship Series Record

YEAR	CLUB	W-L	ERA	G	GS	CG	SHO	SV	IP	H	R	ER	HR	HB	BB	SO	WP	BK
2013	BOS vs. DET	0-0	3.60	2	2	0	0	0	10.2	12	7	7	2	1	2	10	1	0

World Series Record

YEAR	CLUB	W-L	ERA	G	GS	CG	SHO	SV	IP	H	R	ER	HR	HB	BB	SO	WP	BK
2013	BOS vs. STL	0-0	0.00	1	1	0	0	0	4.0	3	1	0	0	0	3	2	1	0

All-Star Game Record

YEAR	CLUB	W-L	ERA	G	GS	CG	SHO	SV	IP	H	R	ER	HR	HB	BB	SO	WP	BK
2010	AL at LAA																	
2013	AL at NYM																	

Selected--Did Not Pitch
Selected--Did Not Pitch

Career Fielding Record

YEAR	CLUB	POS	PCT.	G	GS	PO	A	E	TC	DP	
2007	BOSTON	P	.800	4	3	1	3	1	5	0	
2008	BOSTON	P	1.000	16	15	3	6	0	9	0	
2009	BOSTON	P	.941	16	16	8	8	1	17	0	
2010	BOSTON	P	.957	28	28	21	24	2	47	1	
2011	BOSTON	P	.967	14	14	15	14	1	30	0	
2012	BOSTON	P	.935	29	29	29	14	3	46	2	
2013	BOSTON	P	.938	16	16	17	13	2	32	1	
2014	BOSTON	P	.973	28	28	20	16	1	37	1	
Career Totals			P	.951	151	149	114	98	11	223	5

Career Batting Totals

	AVG.	G	AB	R	H	2B	3B	HR	RBI	SH	SF	HB	BB	SO	SB	CS	E
Major League Totals	.400	151	5	0	2	0	0	0	0	1	0	0	0	1	0	0	11

Career Single-Game Highs

INNINGS PITCHED	9.0, 6 times, last 8/31/14 at TB
LOW-HIT COMPLETE GAME	0, 9/1/07 vs. BAL
STRIKEOUTS	12, 7/13/14 at HOU
HITS ALLOWED	13, 4/5/14 vs. MIL
RUNS ALLOWED	8, 2 times, last 10/1/12 at NYY
WALKS ALLOWED	8, 5/26/14 at ATL
HOME RUNS ALLOWED	5, 2 times, last 4/20/12 vs. NYY
WINNING STREAK	11, 4/3/13-9/15/13
EJECTIONS	None
SCORELESS INNINGS STREAK	26.0, 8/11/10-8/28/10



38 RUSNEY CASTILLO

OF



Full Name: Rusney Castillo Peraza
Bats: Right **Throws:** Right **Height:** 5-9 **Weight:** 196
Opening Day Age: 27 (Turns 28 on July 9)
Born: July 9, 1987 in Ciego de Avila, Cuba
Resides: Pinecrest, FL
Major League Service: 12 days
Acquired: Signed as a free agent on August 23, 2014
Contract Status: Signed through 2020

Career Highlights

- 🔴 Cuban outfielder signed a 7-year major league contract with the Red Sox on 8/23/14.
- 🔴 Enters the season ranked by *Baseball America* as the No. 3 prospect in the Red Sox system and the No. 21 prospect overall in baseball.
- 🔴 In 360 games over 5 seasons in Cuba's major league, Serie Nacional, hit .319 (403-for-1,265) with 75 2B, 11 3B, 51 HR, 99 BB, 256 R, 76 SB, a .383 OBP, .516 SLG, and .899 OPS (including postseason).
- 🔴 Spent all 5 Serie Nacional campaigns with his hometown team, Ciego de Avila...Appeared primarily in CF and RF...Also played 2B and 3B in both 2008-09 and 2009-10 seasons, and played some LF in 2009-10.
- 🔴 Last played in Cuba during the 2012-13 season...Hit .274 with 6 2B, 2 3B, 6 HR, and 29 RBI over 68 games...Struck out fewer times (29) than he walked (31).
- 🔴 During the 2011-12 season, hit .342 in 113 games with 60 XBH, including 21 HR...Helped Ciego de Avila to the Serie Nacional Championship.
- 🔴 During the 2010-11 season, set career highs with 22 HR and 95 RBI.
- 🔴 Also represented Cuba in the Baseball World Cup and the Pan American Games in 2011.
- 🔴 Participated in the 2015 Red Sox Rookie Development Program.

2014: Signed a 7-year major league contract with the Red Sox on 8/23/14...Played 11 minor league games and then 10 major league games in his 1st pro action in the U.S.

- 🔴 Reached base safely via hit or walk in 9 of 10 games for BOS, all starts in CF, batting .333 (12-for-36) with 6 R, 2B, 2 HR, 6 RBI, 3 BB, and a HBP...Was successful in all 3 SB attempts.
- 🔴 In 11 minor league games, all in playoff action, hit .293 (12-for-41) with 7 R, 4 2B, HR, 5 RBI, 5 BB, and 2 SB...Helped the Rookie-level Gulf Coast League Red Sox and Triple-A PawSox to their league titles.
- 🔴 After signing with BOS, was optioned to the GCL and played 2 games (1-for-5, BB)...Made U.S. pro debut in Game 2 of the GCL Championship Series on 8/31 vs. the GCL Yankees1, going 1-for-2 as the DH.
- 🔴 Transferred to Double-A Portland on 9/2 following the GCL season and played 4 postseason games to close out the Sea Dogs' campaign (.357, 5-for-14, 4 R, 2 2B, 2 RBI, BB, SB).
- 🔴 Transferred to the PawSox on 9/8 and played in 5 more playoff games, winning the Governor's Cup and losing the Triple-A Championship Game (.273, 6-for-22, 3 R, 2 2B, HR, 2 RBI, 3 BB, SB).
- 🔴 Hit a leadoff home run in final minor league contest, the Triple-A Championship Game on 9/16 against Omaha (KC), a 4-2 loss.
- 🔴 Recalled on 9/17 and made ML debut that night at PIT, going 1-for-4...1st hit was an infield single off Francisco Liriano in the 4th inning.
- 🔴 Drew a bases-loaded walk in the 6th inning on 9/24 vs. TB for 1st career RBI.
- 🔴 Started the club's last 9 games...Had 3 straight multi-hit games from 9/25-27 (.700, 7-for-10, 2B, 2 HR, 5 RBI)...Drove in at least 1 run in 4 straight games from 9/24-27 (6 total RBI).
- 🔴 His 1st major league XBH was a 3-run HR on 9/25 vs. TB off Steve Geltz in the 3rd inning...Homered again the next night in the 7th inning vs. NYY's Shawn Kelley.
- 🔴 Following the season, posted a combined .342/.375/.452/.827 line with 5 2B, HR, 7 RBI, 5 BB, and 3 SB between Surprise of the Arizona Fall League (8 G) and Caguas of the Puerto Rican League (10 G).
- 🔴 Was named to the AFL's Rising Stars Team.

Personal

- 🔴 First name is pronounced "roos-NAY."
- 🔴 Established residency in Haiti before signing with the Red Sox.
- 🔴 His father, Julio Castillo Hernandez, and his grandfather, Orlando Castillo, both played baseball in Cuba's major league, Serie Nacional.

Rusney Castillo, Continued

In the Community

In January 2015, Rusney interacted with fans at Red Sox Winter Weekend...Visited the Jimmy Fund and painted murals at the Curley K-8 School in Boston during the Red Sox Rookie Development Program.

Rusney Castillo's Career Record

YEAR	CLUB	AVG	G	AB	R	H	2B	3B	HR	RBI	SH	SF	HB	BB	SO	SB	CS	E
2014	BOSTON	.333	10	36	6	12	1	0	2	6	0	0	1	3	6	3	0	0
Major League Totals		.333	10	36	6	12	1	0	2	6	0	0	1	3	6	3	0	0

2014 Signed by the Boston Red Sox as an international free agent on 8/23

Additional Batting Statistics

YEAR	CLUB	OBP	SLG	OPS	TB	GDP
2014	BOSTON	.400	.528	.928	19	0

Career Fielding Record

YEAR	CLUB	POS	PCT.	G	GS	PO	A	E	TC	DP
2014	BOSTON	OF	1.000	10	10	31	1	0	32	0

Career Single-Game Highs

HITS	3, 9/27/14 vs. NYY
DOUBLES	1, 9/25/14 vs. TB
HOME RUNS	1, 2 times, last 9/26/14 vs. NYY
RBI	3, 9/25/14 vs. TB
RUNS SCORED	2, 9/25/14 vs. TB
WALKS	2, 9/24/14 vs. TB
STRIKEOUTS	1, 6 times, last 9/28/14 vs. NYY
STOLEN BASES	1, 3 times, last 9/27/14 vs. NYY
HITTING STREAK	4, 2 times, last 9/25/14-9/28/14
EJECTIONS	None

Home Run Notes

MULTI-HOME RUN GAMES (0)
LEADOFF HOME RUNS (0)
GRAND SLAMS (0)
PINCH-HIT HOME RUNS (0)
EXTRA-INNING HOME RUNS (0)
GAME-ENDING HOME RUNS (0)
INSIDE-THE-PARK HOME RUNS (0)

2015
Red Sox



70 GARIN CECCHINI

3B/OF



Full Name: Garin Cecchini
Bats: Left **Throws:** Right **Height:** 6-3 **Weight:** 220
Opening Day Age: 23 (Turns 24 on April 20)
Born: April 20, 1991 in Sulphur, LA
Resides: Lake Charles, LA
Major League Service: 16 days
Acquired: Selected in the fourth round of the 2010 June Draft
Signed By: Matt Dorey (Red Sox)
Contract Status: Signed through 2015

Career Highlights

👉 Made ML debut with 11 games for the Red Sox in 2014, his 4th professional season...Added to the Red Sox' 40-man roster on 11/20/13.

👉 Named an All-Star in his first 3 minor league seasons: Short-A New York-Penn League in 2011, Single-A South Atlantic League in 2012, High-A Carolina League in 2013...Also selected to the 2013 MLB All-Star Futures Game.

👉 Owns a career .396 OBP in the minor leagues, including a .443 mark in 2013 that led all minor leaguers with at least 325 AB.

👉 Begins 2015 as Boston's 10th-best prospect according to *Baseball America*...For a 2nd straight year, enters the season tabbed as the best hitter for average and as having the best strike-zone discipline in the Red Sox' system.

👉 Named the Carolina League's best batting prospect by *Baseball America's* 2013 Best Tools survey.

👉 Received the Arizona Fall League's 2013 Darnell Stenson Sportsmanship Award.

👉 Earned Red Sox Base Runner of the Year honors in 2012 after leading the organization with a career-high 51 stolen bases for Single-A Greenville.

👉 Participated in the Red Sox Rookie Development Program in January 2014.

2014: Made ML debut with 11 games over 3 stints for BOS...Spent the majority of the season with Triple-A Pawtucket.

👉 Hit safely in 7 of 10 games with an AB for the Red Sox...Reached in 9 of his 11 games with a PA.

👉 Defensively, appeared only at 3B for BOS (9 G, 7 GS)...Also started 1 game as the club's DH.

👉 Recalled for 1st career ML stint on 6/1 and debuted that day vs. TB, entering the game as a defensive replacement at 3B...Had an RBI double in the 7th inning off Juan Carlos Oviedo for his 1st ML hit.

👉 Belted 1st career HR on 9/24 vs. TB, a solo shot off Jake Odorizzi.

👉 Began the year with Pawtucket, playing in 50 games before 6/1 recall for his 1st career big league stint.

👉 Optioned to Pawtucket on 6/2 when Stephen Drew was recalled...Played 12 games for the PawSox before 6/17 recall for 2nd ML stint...Did not appear in a game for the Sox and was optioned back to Pawtucket on 6/20.

👉 Recalled by BOS on 9/17 following the Triple-A playoffs and spent remainder of the season with the club.

👉 Led the PawSox in RBI (57) and ranked 2nd in hits (107), BB (44), runs (52), and total bases (151).

👉 Reached in 46 of his first 50 games from 4/3-5/30 (.278, 49-for-176, 20 BB, .354 OBP).

👉 Had the longest on-base streak of the season in the International League, reaching base in 29 straight games from 4/18-5/22 (.290, 27-for-93, 16 BB, .396 OBP).

👉 In last 30 Triple-A games from 8/9 through the postseason, hit .357 (40-for-112) with 12 2B, 3B, 2 HR, and 26 RBI.

👉 Hit .306 (11-for-36) with 5 RBI in 9 playoff games for the PawSox, including the Triple-A Championship Game... Helped the PawSox to the Governors' Cup title.

👉 Following the season, rated by *Baseball America* as Boston's 10th-best prospect...Also tabbed as the system's best hitter for average as well as having the system's best strike-zone judgment.

2013: Combined to top all minor leaguers (min. 325 AB) with a .443 OBP in 129 games between High-A Salem and Double-A Portland...Also led the Red Sox system with a .322 AVG, 146 hits, and 94 BB.

👉 Totaled 33 2B, 7 3B, 7 HR, 61 RBI, and 23 SB on the year...Had more walks (94) than strikeouts (86).

👉 Reached safely in 120 of 129 games, including 63 of 66 Double-A contests.

👉 Began the season with Salem and named a Carolina League mid-season All-Star.

👉 Named both Red Sox Offensive Player and Base Stealer of the Month for April...Hit .392 (31-for-79) with 8 2B, 4 3B, 3 HR, 13 RBI, 13 BB, and 10 SB (3 CS) in 21 April games.

👉 Earned Carolina League Player of the Week honors for 4/22-28 (.478, 11-for-23, 2 2B, 3 3B, HR, 7 RBI, 6 BB, 10 R) and 5/6-12 (.389, 7-for-18, 3 2B, 2 HR, 6 RBI, 3 BB).

Garin Cecchini, Continued

👉 Started for the Carolina League All-Star Team in its 12-2 win over the California League on 6/18 in San Jose, CA (0-for-2, BB).

👉 Sent to Portland on 6/21 following the CL All-Star break...Was the 1st-half CL leader in AVG (.350), BB (43), OBP (.469), and OPS (1.016) in 63 games.

👉 While with the Sea Dogs, from 6/21 through the end of the season, ranked 2nd in the Eastern League in BB (51) and OBP (.420).

👉 Reached safely via hit, walk, or HBP in 39 straight games from 7/20-8/30, the 3rd-longest on-base streak in Sea Dogs history and the EL's 2nd-longest of the year.

👉 Selected to participate in the 2013 MLB All-Star Futures Game for the U.S. Team on 7/14 at Citi Field in New York (1-for-2, RBI).

👉 Helped Surprise to the Arizona Fall League title, hitting .277 (18-for-65) in 18 games...Tied for the AFL lead with 17 BB and ranked 9th with a .434 OBP.

👉 Named to the AFL's Rising Stars Team and homered in the exhibition on 11/2.

👉 Received the AFL's Dernel Stenson Sportsmanship Award.

👉 Following the season, named by *Baseball America* as the No. 74 prospect in baseball, as well as the Red Sox's No. 6 prospect in the system...Also tabbed the best hitter for average and as having the best strike-zone discipline in the system among Sox farmhands.

👉 Also rated by *Baseball America* as the Carolina League's best batting prospect and as having the best strike-zone judgment in the CL...Overall, tabbed by BA as the top 3B prospect (No. 6 overall) in the CL.

2012: Named a South Atlantic League mid-season All-Star with Single-A Greenville in 1st full pro season.

👉 Ranked among SAL leaders in 2B (T-3rd, 38), runs (T-4th, 84), SB (3rd, 51), and IBB (T-1st, 5).

👉 Led the Red Sox system with 51 SB and was named Red Sox Minor League Base Runner of the Year...Was caught stealing only 6 times for an 89.4% success rate.

👉 Led qualifying SAL 3B with a .944 fielding pct. (14 E/251 TC).

👉 Placed 6th in the Red Sox system with a .305 AVG (139-for-455).

👉 Led the Drive in 2B and runs, while finishing 2nd on the club in games (118), AB, hits, 3B (tied, 4), total bases (197), and BB (61).

👉 Chosen as Red Sox Minor League Base Stealer of the Month for April.

👉 Reached safely in a team-high 33 straight games from 4/13-5/22 at .349 (45-for-129), 17 BB.

👉 Went 3-for-3 in SB attempts on 4/13 at West Virginia and 8/21 vs. Augusta.

👉 Knocked a season-high 5 hits and 5 RBI on 5/26 at Charleston.

👉 Following the season, ranked by *Baseball America* as Boston's No. 1 prospect at 3B, No. 7 prospect overall, and as having the best infield arm in the system and the SAL.

👉 Selected as the No. 15 prospect overall in the SAL by *Baseball America*.

2011: Named to the New York-Penn League All-Star Team in his pro debut.

👉 Played in 32 games with Short-A Lowell prior to a season-ending DL stint beginning on 7/24...Suffered a left wrist fracture on a HBP on 7/23 vs. Auburn.

👉 Was leading the NYPL in 2B (12), ranked 4th in SB (12), and T-5th in RBI (23) at the time of his injury.

👉 Overall, ranked 3rd on the Spinners in 2B and his .298 AVG was 2nd on the club (min. 100 AB).

👉 Named Red Sox Minor League Base Runner of the Month for June.

👉 Batted .342 (27-for-79) with 9 2B, 3 HR, and 18 RBI in 22 games in July before the injury.

👉 Named NYPL Player of the Week for 7/18-24 (.571, 12-for-21, 19 total bases, 9 R).

👉 Following the season, ranked by *Baseball America* as Boston's No. 3 infield prospect, No. 7 prospect overall, and the best hitter for average in the system...Also selected as the No. 2 prospect overall in the NYPL by BA.



Personal

- 👉 Last name pronounced “chick-KEE-nee.”
- 👉 Did not play as a senior at Barbe (LA) High School in 2010 due to injury...Hit .402 with 6 HR and 43 RBI as a junior in 2009.
- 👉 His father, Glenn, was head coach of the baseball team at Barbe High School, and his mother, Raissa, was an assistant coach.
- 👉 His younger brother, Gavin, also a product of Barbe High School, was the 12th overall pick in the 2012 June Draft by the Mets.

In the Community

In January 2015, Garin interacted with fans at Red Sox Winter Weekend...Was involved in local community outreach through his participation in the 2014 Red Sox Rookie Development program, including visiting Boston Children’s Hospital and painting murals at the McKinley Middle School in Boston with members of the Red Sox Scholars program...Also participated in the Red Sox Holiday Caravan, visiting the Jimmy Fund, Boston Children’s Hospital, Beth Israel Deaconess Medical Center, The Base, Shriner’s Hospital, Mass General Hospital and Spaulding Rehab...Engaged in the Red Sox Destinations program...Attended “Days of Service” in Fort Myers, and Casino Night, which benefitted the Red Sox Foundation...Met with Red Sox suiteholders, and participated in a player/fan photo session in 2014.



Garin Cecchini’s Career Record

YEAR	CLUB	AVG	G	AB	R	H	2B	3B	HR	RBI	SH	SF	HB	BB	SO	SB	CS	E
2011	Lowell	.298	32	114	21	34	12	1	3	23	0	0	2	17	19	12	2	10
2012	Greenville	.305	118	455	84	139	38	4	4	62	0	3	7	61	90	51	6	14
2013	Salem	.350	63	214	44	75	19	4	5	33	0	0	5	43	34	15	7	12
	Portland	.296	66	240	36	71	14	3	2	28	0	2	2	51	52	8	2	5
2014	Pawtucket	.263	114	407	52	107	21	1	7	57	1	1	5	44	99	11	1	16
	BOSTON	.258	11	31	6	8	3	0	1	4	0	0	2	3	11	0	0	1
Major League Totals		.258	11	31	6	8	3	0	1	4	0	0	2	3	11	0	0	1
Minor League Totals		.298	393	1430	237	426	104	13	21	203	1	6	21	216	294	97	18	57

2010 Signed by the Boston Red Sox as a fourth-round selection in the June Draft

Additional Batting Statistics

YEAR	CLUB	OBP	SLG	OPS	TB	GDP
2014	BOSTON	.361	.452	.813	14	0

Career Fielding Record

YEAR	CLUB	POS	PCT.	G	GS	PO	A	E	TC	DP
2014	BOSTON	3B	.952	9	7	7	13	1	21	2

Career Single-Game Highs

- HITS 2, 9/27/14 vs. NYY
- DOUBLES 2, 9/27/14 vs. NYY
- HOME RUNS 1, 9/24/14 vs. TB
- RBI 1, 4 times, last 9/27/14 vs. NYY
- RUNS SCORED 2, 2 times, last 9/25/14 vs. TB
- WALKS 1, 3 times, last 9/28/14 vs. NYY
- STRIKEOUTS 2, 3 times, last 9/28/14 vs. NYY
- STOLEN BASES None
- HITTING STREAK 4, 9/21/14-9/25/14
- EJECTIONS None

Home Run Notes

- MULTI-HOME RUN GAMES (0)
- LEADOFF HOME RUNS (0)
- GRAND SLAMS (0)
- PINCH-HIT HOME RUNS (0)
- EXTRA-INNING HOME RUNS (0)
- GAME-ENDING HOME RUNS (0)
- INSIDE-THE-PARK HOME RUNS (0)

75 MIGUEL CELESTINO

RHP



Full Name: Miguel Antonio Celestino
Bats: Right **Throws:** Right **Height:** 6-6 **Weight:** 217
Opening Day Age: 25
Born: October 10, 1989 in San Pedro de Macoris, DR
Resides: San Pedro de Macoris, DR
Major League Service: None
Acquired: From Seattle on 3/18/10 as the PTBNL in the 1/7/10 trade that sent 1B Casey Kotchman to Seattle in exchange for INF/OF Bill Hall.
Signed By: Franklin Taveras, Patrick Guerrero, and Bob Engle (Mariners)

Non-Roster Invitee

Career Highlights

👉 Enters his 6th season in the Red Sox organization after being acquired from SEA via trade on 3/18/10...Spent the first 3 years of his pro career in the Mariners' system (2007-09).

👉 Has worked exclusively as a reliever over the last 2 years (2013-14), appearing in 39 games in each of the last 2 seasons...Has averaged 9.44 SO/9.0 IP (130 SO/124.0 IP) over that stretch.

👉 With the exception of his 1st professional season in 2007 (14 games, 1 start), worked primarily as a starter from 2008-12 (94 games, 89 starts).

2014: Appeared in a career-high-tying 39 games between Double-A Portland and Triple-A Pawtucket.

👉 Recorded a career-high 9 saves in 12 chances between both clubs.

👉 Began the season with the Sea Dogs where he held opponents to a .229 AVG (25-for-109) with 10 XBH.

👉 Struck out a batter in 19 of his 23 games with Portland.

👉 Saw his first action at the Triple-A level with the Pawtucket in July.

👉 Made 4 appearances for Pawtucket in the playoffs and posted a 4.05 ERA (3 ER/6.2 IP).

2013: Spent the season with Portland where he led the staff in appearances (39).

👉 Ranked 5th on the club in SO (70) and 6th in IP (72.0).

👉 Pitched more than 1.0 inning in 28 of his 39 appearances, and 2.0 or more innings 22 times.

👉 Earned the 1st save of his professional career on 5/16 at New Hampshire.

👉 Posted a 2.76 ERA (5 ER/16.1 IP) in 10 appearances in July.

👉 Only 1 HBP in 72.0 IP (325 batters faced).

2012: Spent the entire season with High-A Salem, pacing the club with 26 starts and finishing among leaders in wins (T-2nd, 7), innings (2nd, 134.2), and strikeouts (3rd, 93).

👉 Allowed 12.10 base runners/9.0 IP, the 5th-lowest rate among Carolina League starters.

👉 Induced a career-high 12 double plays.

👉 Held RHH opponents to a .243 AVG (85-for-350).

👉 Went 5-2 with a 3.06 ERA (23 ER/67.2 IP) in 13 starts over the 1st half of the season, and 2-7 with a 6.31 ERA (47 ER/67.0 IP) over his final 13 starts.

👉 Allowed just 2 hits over 8.0 scoreless frames on 7/11 vs. Lynchburg.

2011: Tied for the lead in the South Atlantic League and was tops among all Red Sox minor leaguers in games (27).

👉 Led all players in the Sox system in innings pitched (140.2) and tied for 2nd in wins (10).

👉 Ranked 3rd on Single-A Greenville with 106 SO.

👉 Ranked 3rd on the Drive and 14th among SAL qualifiers with a 3.84 ERA (60 ER/140.2 IP).

👉 Had a 3.36 ERA (29 ER/77.2 IP) in 14 starts after the All-Star break compared to a 4.43 ERA (31 ER/63.0 IP) in 13 starts prior to the ASB.

👉 Induced 11 double plays.

2010: In his 1st season in the organization, led Sox minor leaguers with a 2.09 ERA (15 ER/64.2 IP) between the Gulf Coast League and Short-A Lowell.

👉 Allowed 3 runs or fewer in all 13 of his appearances, and 1 run or none in 9 of the 13 games.

👉 Named New York-Penn League Pitcher of the Week for 8/2-8 (2-0, 0.82 ERA, 1 ER, 11.0 IP, 11 K in 2 GS).

👉 Opponents hit just .194 (12-for-62) with RISP against him between both levels.

Miguel Celestino, Continued

2009: Tied for the Rookie-level Arizona League Mariners lead with 5 wins.

👉 Ranked 2nd in the AZL with a team-high 66.2 innings.

👉 Posted a 2.80 ERA (13 ER/41.2 IP) over his final 7 games of the season after having a 7.92 ERA (22 ER/25.0 IP) in his first 6 games.

👉 Won back-to-back scoreless starts on 8/11 at the AZL Royals (7.0 IP) and 8/16 at the AZL Angels (6.0 IP).

2008: Spent his 2nd season with the Dominican Summer League Mariners and ranked 3rd on the club in both wins (5) and ERA (2.48).

👉 Was 5-1 with a 2.13 ERA (13 ER/55.0 IP) in 12 starts and has a 9.00 ERA (3 ER/3.0 IP) in 3 relief appearances.

👉 Allowed 3 ER or fewer in 14 of his 15 appearances and 1 ER or none in 11 of 15 games.

2007: Made his professional debut with the DSL Mariners.

👉 Threw 3.0 scoreless innings of relief in his 1st professional appearance, 6/4 at DSL Athletics (2)...Earned wins in 3 of his first 4 appearances of the season.

👉 Did not allow a run over his first 5 appearances (13.1 IP), and no ER in his first 6 games (14.1 IP).

Personal

👉 Has one son, Miguel.

👉 Attended Virgin de la Caridad del Cobra in the Dominican Republic.

Miguel Celestino's Career Record

YEAR	CLUB	W-L	ERA	G	GS	CG	SHO	SV	IP	H	R	ER	HR	HB	BB	SO	WP	BK
2007	DSL Mariners	4-2	3.38	14	1	0	0	0	29.1	25	12	11	1	2	17	14	4	1
2008	DSL Mariners	5-1	2.48	15	12	0	0	0	58.0	45	24	16	0	3	15	47	7	1
2009	AZL Mariners	5-3	4.73	13	12	0	0	0	66.2	76	36	35	5	4	23	48	12	0
2010	GCL Red Sox	2-0	0.90	4	3	0	0	0	20.0	18	6	2	0	0	3	14	0	1
	Lowell	2-2	2.62	9	9	0	0	0	44.2	39	16	13	0	3	17	28	4	0
2011	Greenville	10-6	3.84	27	27	0	0	0	140.2	146	74	60	8	6	33	106	17	1
2012	Salem	7-9	4.68	26	26	0	0	0	134.2	129	75	70	18	8	44	93	11	3
2013	Portland	1-9	6.12	39	0	0	0	1	72.0	81	52	49	10	1	36	70	11	1
2014	Portland	1-2	3.07	23	0	0	0	6	29.1	25	10	10	2	1	8	34	3	0
	Pawtucket	1-3	5.16	16	0	0	0	3	22.2	19	13	13	6	0	12	26	2	0
Minor League Totals		38-37	4.06	186	90	0	0	10	618.0	603	318	279	50	28	208	480	71	8

2006 Signed by the Seattle Mariners as an international free agent on 12/14

2010 Acquired by the Boston Red Sox on 3/18 as the player to be named in the 1/7/10 trade that sent 1B Casey Kotchman to Seattle in exchange for INF/OF Bill Hall and cash

RED SOX ALL-TIME TEAMS

Voted By Fans In 1982

FIRST TEAM

C Carlton Fisk
1B Jimmie Foxx
2B Bobby Doerr
3B Rico Petrocelli
SS Rick Burleson
OF Ted Williams
OF Carl Yastrzemski
OF Dwight Evans
RHP Cy Young
LHP Babe Ruth
REL Dick Radatz
MGR Dick Williams

GREATEST PLAYER: Ted Williams

SECOND TEAM

C Birdie Tebbetts
1B George Scott
2B Jerry Remy
3B Frank Malzone
SS Johnny Pesky
OF Jim Rice
OF Dom DiMaggio
OF Fred Lynn
RHP Luis Tiant
LHP Lefty Grove
REL Sparky Lyle
MGR Joe Cronin

Voted By Fans In 1969

C Birdie Tebbetts
1B Jimmie Foxx
2B Bobby Doerr
3B Frank Malzone
SS Joe Cronin
OF Ted Williams
OF Carl Yastrzemski
OF Tris Speaker
RHP Cy Young
LHP Lefty Grove

GREATEST PLAYER: Ted Williams

74 KEITH COUCH

RHP



Full Name: Keith Gilbert Couch
Bats: Left **Throws:** Right **Height:** 6-2 **Weight:** 210
Opening Day Age: 25
Born: November 5, 1989 in Mineola, NY
Resides: Elmont, NY
Major League Service: None
Acquired: Selected in the 13th round of the 2010 June Draft
Signed By: Ray Fagnant (Red Sox)
Contract Status: Signed through 2015

Non-Roster Invitee

Career Highlights

- ⚡ Entering 6th season in the Red Sox system and 1st in Major League Spring Training camp.
- ⚡ Has won 30 games since 2012, combining to go 19-5 for Double-A Portland in 2013 and 2014...Is 24-6 in his last 30 decisions dating back to 7/25/2012.
- ⚡ Has recorded 6 complete games, including a pair of 9.0-inning performances...Has pitched at least 100.0 innings in each of his last 4 seasons...Has averaged only 2.0 BB/9.0 IP with a 3.5 SO/BB ratio in his career.
- ⚡ Started for Triple-A Pawtucket in the decisive Game 5 of the 2014 International League Governors' Cup Finals on 9/13 at Durham, earning the win after allowing only 1 hit in 6.2 shutout innings.

2014: Went 8-2 with 1 save and a 2.96 ERA (33 ER/100.1 IP) in 18 appearances (17 starts) for Double-A Portland, missing over a month of the season on the disabled list.

- ⚡ Threw 2 complete games for the 3rd consecutive season.
- ⚡ Allowed 0 ER in 7 of his 18 outings...Surrendered 3 ER or fewer in 13 of his 17 starts.
- ⚡ In his first 11 appearances (10 starts), went 7-0 with 1 save, a 2.26 ERA (16 ER/63.2 IP) and 2 complete games without allowing a HR...Led the Eastern League in wins and ranked 5th in ERA over that span.
- ⚡ Retired the first 17 batters he faced on 4/29 vs. Reading, losing his bid for a perfect game on a 2-out single in the 6th inning.
- ⚡ Recorded complete-game wins in back-to-back starts on 5/21 vs. Binghamton (7.0 IP, 9 H, 1 ER, 1 BB, 2 SO) and 5/31 at Trenton (7.0 IP, 7 H, 4 R, 2 ER, 1 HBP, 5 SO)...In between those starts, earned the save in his only relief appearance of the season, tossing 4.0 shutout innings of 1-hit ball on 5/26 at New Hampshire.
- ⚡ Placed on the disabled list on 6/28 with right elbow inflammation...Made 2 rehab starts with the Gulf Coast League Red Sox from 7/29-8/4, allowing 0 R and 0 BB in 6.1 IP...Reinstated from the DL on 8/9 and produced a 2.39 ERA (7 ER/26.1 IP) in his final 4 starts with Portland.
- ⚡ Allowed only 2 hits in 8.0 shutout innings on 8/16 vs. Richmond, but did not earn a decision.
- ⚡ Promoted to Triple-A Pawtucket on 9/2 and made 1 postseason start for the PawSox, allowing only 1 hit in 6.2 shutout innings to earn the win in the decisive Game 5 of the International League Governors' Cup Finals on 9/13 at Durham...Was his 1st appearance in a game since 8/27.
- ⚡ Following the season, made 7 starts for Surprise of the Arizona Fall League (3-2, 5.59 ERA, 18 ER/29.0 IP).

2013: Won 11 games for the 2nd consecutive season and lost only 3, tying for the most wins in the Red Sox farm system...Ranked among Eastern League leaders in ERA (6th, 3.47) and winning percentage (T-1st, .786).

- ⚡ Led Double-A Portland with 129.2 IP and tied for the club lead with 2 complete games.
- ⚡ Went 8-1 with a 2.93 ERA (30 ER/92.0 IP) as a starter for the Sea Dogs...Made his final 15 appearances as a starter after beginning the season in the bullpen.
- ⚡ Earned a complete-game win on 7/2 vs. Trenton (7.0 IP, 5 H, 1 ER, 1 HBP, 1 BB, 8 SO).
- ⚡ Earned the win in Portland's 5-2 victory over Harrisburg at "Futures at Fenway" on 7/27 (7.0 IP, 2 H, 2 ER, 2 BB, 3 SO).
- ⚡ Promoted to Triple-A Pawtucket for 1 start on 8/6.
- ⚡ Named EL Pitcher of the Week on 8/19 after going 2-0 with a 1.13 ERA (2 ER/16.0 IP, 14 H, 1 BB, 8 SO)...Threw a 9.0-inning complete game on 8/18 at Harrisburg, the 2nd of his career.
- ⚡ Following the season, pitched for the Arizona Fall League Champion Surprise Saguaros (4.05 ERA, 6 ER/13.1 IP).

2012: Went 11-9 with a 3.46 ERA (56 ER/145.2 IP) in 28 appearances (22 starts) for High-A Salem, ranking 3rd in the Carolina League and among Red Sox minor leaguers in wins...Placed 5th among CL qualifiers and 3rd in the Red Sox farm system in ERA.

Keith Couch, Continued

Keith
Couch

👉 Threw 2 complete games, tied for the most among High-A pitchers...Allowed 0 ER in at least 5.0 IP in 5 of his starts...Produced 10 outings in which he recorded at least 6.0 IP and surrendered 1 ER or fewer.

👉 Led Salem and ranked 5th in the league with 145.2 IP...Also led the team with 109 SO and finished among club leaders in appearances (T-3rd) and starts (2nd)...Placed 4th among CL starters with 2.03 BB/9.0 IP.

👉 Produced a 2.06 ERA (13 ER/56.2 IP) in his final 9 starts from 7/20 through the remainder of the season, the 6th-lowest ERA among High-A pitchers in that span.

👉 Recorded his 1st career 9.0-inning complete game on 7/25 vs. Myrtle Beach (9.0 IP, 10 H, 1 ER, 2 HBP, 4 SO).

👉 Went 3-0 with a 0.84 ERA (2 ER/21.1 IP) and .176 opponent AVG (13-for-74) in his 6 relief appearances.

2011: Led Single-A Greenville and ranked T-2nd among Red Sox minor leaguers with 123 SO... Ranked 9th in the South Atlantic League and 6th among Red Sox minor league pitchers in ERA (3.54).

👉 Ranked 2nd among Greenville pitchers in wins (7) and innings (137.1).

👉 Landed on the disabled list on 4/20 with right shoulder inflammation and returned on 4/29.

👉 Made his final 18 appearances as a starter after beginning the season with 10 relief outings...Recorded at least 5.0 IP and allowed 3 ER or fewer in 15 consecutive starts from 6/7-8/23, going 6-3 with a 2.75 ERA (27 ER/88.1 IP) in that span (79 H, 11 BB, 75 SO).

👉 Following the season, rated by *Baseball America* as having the best control in the Red Sox farm system.

2010: Made 14 appearances (11 starts) for Short-A Lowell in his pro debut...Recorded 43 SO against only 9 BB (1.46 BB/9.0 IP).

👉 Produced a 2.55 ERA (10 ER/35.1 IP) in his first 8 outings (5 GS) from 6/21-8/3.

👉 Allowed only 1 hit over 5.0 shutout innings to earn his 1st career win on 8/3 at Connecticut...Was his 3rd scoreless start of 5.0 IP.

Personal

👉 Selected by the Red Sox in the 13th round of the 2010 June Draft out of Adelphi (NY) University...Went 5-2 with 2 saves and a 2.24 ERA in 13 appearances (10 GS) as a junior, leading the club with 76.1 IP and 83 SO.

👉 Attended Holy Trinity (NY) High School, where he was named team MVP as a senior in 2007.

Keith Couch's Career Record

YEAR	CLUB	W-L	ERA	G	GS	CG	SHO	SV	IP	H	R	ER	HR	HB	BB	SO	WP	BK
2010	Lowell	1-6	4.39	14	11	0	0	0	55.1	64	31	27	3	2	9	43	3	0
2011	Greenville	7-5	3.54	28	18	0	0	3	137.1	145	66	54	11	12	19	123	2	3
2012	Salem	11-9	3.46	28	22	2	0	0	145.2	152	65	56	9	8	34	109	5	2
2013	Portland	11-3	3.47	29	15	2	0	0	129.2	132	63	50	11	4	43	92	4	1
	Pawtucket	0-0	27.00	1	1	0	0	0	1.0	3	4	3	0	0	2	3	0	0
2014	Portland	8-2	2.96	18	17	2	0	1	100.1	105	41	33	3	6	22	72	7	0
	GCL Red Sox	0-0	0.00	2	2	0	0	0	6.1	3	0	0	0	1	0	6	0	0
Minor League Totals		38-25	3.49	120	86	6	0	4	575.2	604	270	223	37	33	129	448	21	6

2010 Signed by the Boston Red Sox as a 13th-round selection in the June Draft

80 SEAN COYLE

INF



Full Name: Sean Edward Coyle
Bats: Right **Throws:** Right **Height:** 5-8 **Weight:** 175
Opening Day Age: 23
Born: January 17, 1992 in Sellersville, PA
Resides: Chalfont, PA
Major League Service: None
Acquired: Selected in the third round of the 2010 June Draft
Signed By: Chris Calciano (Red Sox)
Contract Status: Signed through 2015

Career Highlights

👉 Entering 6th professional season and 1st in Major League Spring Training camp...Third-round selection in the 2010 June Draft, was added to the 40-man roster on 11/20/14.

👉 Owns a career .802 OPS in 5 minor league seasons.

👉 Has combined for 32 HR in only 156 games played over the last 2 seasons...Slugged over .500 with an OPS over .800 in both 2013 and 2014.

👉 Has been successful in 61 of 70 career SB attempts (87.1%), including a 93.2% rate (41 of 44) over the last 3 seasons.

👉 In 2014, started at 2B in both the MLB All-Star Futures Game and the Eastern League All-Star Game.

👉 Participated in the 2015 Red Sox Rookie Development Program in January.

2014: Named an Eastern League mid-season All-Star with Portland in his Double-A debut.

👉 Had the 3rd-most HR among BOS farmhands (16) in only 96 games...Ranked 5th among full-season Red Sox minor leaguers in AVG (.295).

👉 Placed among EL qualifiers in AVG (8th), SLG (4th, .512), and HR rate (8th, 21.0 AB/HR).

👉 Led the Sea Dogs in runs, HR, RBI, and total bases (172).

👉 Hit .336 (73-for-217) before the All-Star break...Was the EL leader in SLG (.585) and OPS (.997) in the 1st half (min. 200 AB).

👉 Hit .328 (38-for-116) against left-handed pitching.

👉 Stole 13 bases and was caught just once.

👉 Saw 18 games at 3B, his 1st defensive action at any position other than 2B...Started a 5-4-3 triple play on 4/21 at Binghamton, the 1st ever triple play turned in Sea Dogs history.

👉 Missed time on the DL from 5/2 (retro to 4/30) until 5/22 with a right index finger contusion...Went on the DL again on 8/9 (retro to 8/8) with a right ankle sprain and was activated 8/20.

👉 Had 2 double-digit hit streaks, a season-high 12-game run from 4/21-5/31 (.477, 21-for-44) and a 10-gamer from 6/23-7/28 (.419, 13-for-31).

👉 His 1st Double-A hit was a HR on 4/4 at Reading.

👉 Named EL Player of the Month for June, after hitting .348 (32-for-92), 6 HR, 22 RBI and tying for the league lead in total bases (tied, 60) and XBH (tied, 15).

👉 Reached safely in 28 consecutive games from 6/6-7/6 (.362, 34-for-94, 6 2B, 3B, 8 HR, 30 RBI, 16 BB, .452 OBP).

👉 Selected as EL Player of the Week for 6/23-29 (.524, 11-for-21, 2 2B, 3B, 2 HR, 12 RBI, 7 R, 7 BB, 2 SB in 6 G).

👉 Started at 2B as the leadoff hitter for the East Team in the EL All-Star Game on 7/16 in Altoona, PA (1-for-3, SB).

👉 Selected to participate in the MLB All-Star Futures Game on 7/13 at Target Field in MN...Started at 2B for the U.S. Futures and went 0-for-2.

👉 Homered twice in 4 playoff games for Portland (.286, 4-for-14, 2B, 2 HR, 4 RBI, 3 R).

👉 Following the season, played 19 games for Surprise in the Arizona Fall League (.209, 14-for-67, 4 2B, 3B, HR, 7 RBI, 7 BB).

👉 Added to Boston's 40-man roster on 11/20.

2013: Ranked T-3rd in the Red Sox system with 16 HR despite being limited to 60 games, mostly at High-A Salem (48 G).

👉 Including 6 games for Single-A Greenville and a 6-game rehab stint in the Gulf Coast League, combined to hit .242 (58-for-240) with 12 2B, 16 HR, 35 RBI, and 12 SB.

👉 Spent time on the DL from 6/4-8/5 with right hamstring tendinitis.

👉 Hit .417 (5-for-12) with 3 2B, 3B, and 7 RBI in postseason play to help the Salem Sox to the Mills Cup Championship.

👉 Named MVP of the Mills Cup Finals.

2012: Spent the entire season at High-A Salem and led qualifying Carolina League 2B in fielding percentage (.967), chances (483), putouts (177), assists (290), and double plays (67).

👉 Paced Salem with 15 HBP and ranked among club leaders in games (2nd, 116), at-bats (T-2nd, 437), runs (4th, 60), hits (4th, 109), 2B (T-2nd, 31), RBI (3rd, 63), and total bases (3rd, 193).

👉 Swiped 16 bases without being caught.

👉 Doubled twice, homered, and drove in 6 runs on 4/20 at Potomac.

👉 Batted a CL-best .429 (18-for-42) with 6 2B, 3 HR, and 14 RBI over 11 games from 7/17-8/3.

👉 Following the season, ranked by *Baseball America* as Boston's top prospect at 2B.

2011: Led Single-A Greenville and tied for the Sox minor league lead with 7 triples...Also paced the Drive in walks (60) and HBP (13).

👉 Placed among club leaders in 2B (T-2nd, 27), RBI (3rd, 64), runs (2nd, 77), and SB (3rd, 20).

👉 Recorded hits in 12 of 13 games from 4/21-5/7 (.347, 17-for-49, 3 HR, 11 RBI).

👉 Endured 2 stints on the DL between mid-May and mid-June due to a fractured jaw and a right shoulder sprain, respectively.

👉 Selected as Red Sox Minor League Base Runner of the Month for August/September (7 SB, 1 CS).

👉 Tallied a career-best 7 RBI in the regular-season finale on 9/5 at Hickory.

2010: Played 3 games for the GCL Sox in his pro debut.

Personal

👉 Hit .562 with 55 RBI and a school-record 13 HR as a senior at Germantown (PA) Academy in 2010...Was successful in all 22 SB attempts.

👉 Hit .296 in 8 games for USA Baseball's 18-and-under team during the squad's gold-medal run at the Pan American Games in 2009.

👉 His brother, Tommy Coyle, was selected by Tampa Bay in the 16th round of the 2012 June Draft.

In the Community

As part of the 2015 Red Sox Rookie Development Program, visited Jimmy Fund patients and painted murals at the Curley K-8 School in Boston alongside members of the Red Sox Scholars Program.

Sean Coyle's Career Record

YEAR	CLUB	AVG.	G	AB	R	H	2B	3B	HR	RBI	SH	SF	HB	BB	SO	SB	CS	E
2010	GCL Red Sox	.200	3	10	5	2	1	0	0	0	0	0	1	1	1	0	0	0
2011	Greenville	.247	106	384	77	95	27	7	14	64	2	7	13	60	110	20	6	20
2012	Salem	.249	116	437	60	109	31	2	9	63	0	3	15	29	116	16	0	16
2013	GCL Red Sox	.150	6	20	3	3	0	0	1	3	0	0	1	3	6	1	1	1
	Greenville	.320	6	25	4	8	3	0	1	4	0	0	0	3	9	0	1	0
	Salem	.241	48	195	41	47	9	1	14	28	0	4	1	24	65	11	0	1
2014	Portland	.295	96	336	60	99	23	1	16	61	1	4	5	38	95	13	1	11
Minor League Totals		.258	381	1,407	250	363	94	11	55	223	3	18	36	158	402	61	9	49

2010 Signed by the Boston Red Sox as a third-round selection in the June Draft

5 ALLEN CRAIG OF/1B



Full Name: Allen Thomas Craig
Bats: Right **Throws:** Right **Height:** 6-2 **Weight:** 215
Opening Day Age: 30 (Turns 31 on July 18)
Born: July 18, 1984 in Temecula, CA
Resides: Murrieta, CA
Major League Service: 4 years, 77 days
Acquired: From St. Louis with RHP Joe Kelly in exchange for RHP John Lackey, LHP Corey Littrell, and cash considerations on July 31, 2014
Signed By: Dane Walker (Cardinals)
Contract Status: Signed through 2017 (Club option for 2018)

Career Highlights

🔴 Ranks 2nd in the majors with a .361 AVG with runners in scoring position over the last 3 seasons (2012-14)...Led all MLB players in AVG with RISP in both 2012 (.400) and 2013 (.454).

🔴 His .454 AVG (59-for-130) with RISP in 2013 was the 3rd highest all-time among MLB players and the highest since Tony Gwynn recorded a .459 AVG in 1997 with SD (RISP data has been tracked since 1974).

🔴 Named an NL All-Star in 2013, when he hit .315 (8th in NL) with a .373 OBP (11th in NL).

🔴 Ranked 6th in the NL with 189 RBI over 2012-13 despite missing time on the DL both years...Ranked 7th among NL hitters with a .311 AVG in that time.

🔴 Is 1 of only 24 active players with at least 1,000 AB that has averaged fewer than 6.0 AB per career RBI (5.98).

🔴 Has appeared (and started) at every defensive position other than SS, P, and C...Has primarily seen time at 1B (234 games), RF (175), and LF (75).

🔴 Helped the Cardinals reach the postseason 3 straight times (2011-13), and is a career .260 hitter (26-for-100) with 5 2B, 3B, 5 HR, 14 RBI, and 14 walks in 34 postseason games...Was a member of STL's World Series championship team in 2011, where he went 5-for-19 (.263) with 3 HR and 5 RBI.

2014: Hit .215 (99-for-461) with 20 2B, 1 3B, 8 HR, and 46 RBI in 126 games between the Cardinals and Red Sox...Acquired by BOS at non-waiver trade deadline.

🔴 Defensively between the 2 clubs, appeared at RF (82 G, 78 GS), 1B (41 G, 37 GS), and LF (11 G, 3 GS)...Was 1 of only 3 players in MLB to play at least 1,000 defensive innings without committing an error (also BAL's Nick Markakis and TB's Desmond Jennings).

🔴 Began the season with 97 games for STL, hitting .237 (87-for-367)...Batted .270 (48-for-178) with 11 2B, 1 3B, 5 HR, and 28 RBI in 47 games at Busch Stadium compared to .180 (51-for-283) with 9 2B, 3 HR, 18 RBI in 79 games on the road.

🔴 Posted a .291 AVG (30-for-103) with 8 XBH (5 2B, 3 HR), 19 RBI, and a .354 OBP in May for the Cardinals.

🔴 Had a season-long 12-game on-base streak from 5/21-6/1 (.370, 17-for-46, 5 BB, .453 OBP).

🔴 Hit .337 (34-for-101), 7 2B, 2 HR, 19 RBI over a 25-game stretch from 5/21-6/16...Ranked T-2nd in the NL in hits and T-3rd in RBI over that span.

🔴 Acquired by the Red Sox on 7/31 with RHP Joe Kelly in exchange for RHP John Lackey, minor league LHP Corey Littrell, and cash considerations.

🔴 Added to the active ML roster on 8/1 and made Sox debut that night vs. NYY, starting in LF (1-for-4, 2B).

🔴 4 of his 12 hits with the Red Sox went for extra bases (3 2B, HR).

🔴 Went 2-for-4 with a double for BOS as a pinch-hitter.

🔴 Placed on the 15-day DL on 8/5 (retro to 8/2) with a left foot sprain...Played in 2 games on rehab for Triple-A Pawtucket and activated on 8/21.

🔴 Launched 1st HR as a member of the Red Sox on 8/26 at TOR, a 2-run shot in the 11th inning...It accounted for his only RBI with the club...Marked his 1st career extra-inning home run.

🔴 Reached base safely in 5 of his last 6 games to finish the season, 9/20-28.

2013: Set career highs in games (134), AB (508), hits (160), 3B (2), RBI (97), BB (40), and OBP (.373)... Made 1st career All-Star Game.

🔴 Began season as STL's Opening Day 1B.

🔴 Was a manager's selection to the NL All-Star team...Pinch hit against Mariano Rivera in the 8th inning (line out).

🔴 Led the majors with a .454 AVG (59-for-130) with RISP while ranking T-3rd in MLB with 83 RBI with RISP...Was the 3rd-highest AVG with RISP since data began being tracked in 1974, trailing only George Brett (.469, 1980) and Tony Gwynn (.459, 1997).

🔴 Ranked among NL leaders in RBI (8th, 97), AB/RBI (3rd, 5.24), AVG (8th, .315), OBP (11th, .373), multi-hit games (T-15th, 47), 3-hit games (T-14th, 12) and HBP (T-11th, 10).

⚾ Batted .336 at home, 7th-highest in the majors.

⚾ Ranked T-7th in the NL with 25 go-ahead RBI and T-12th with 12 game-winning RBI...Was T-2nd in the NL and T-5th in MLB with 45 2-out RBI.

⚾ Had an RBI in 64 of his 134 games, with 38 multi-RBI games...The Cardinals were 48-16 when he drove in a run.

⚾ Posted a season-high hitting streak of 12 games from 5/27-6/8 (.400, 20-for-50) and also recorded 3, 9-game hit streaks...Did not go more than 2 games without a hit from Opening Day through 7/24.

⚾ His 37 hits in May tied his single-month high (also August, 2012).

⚾ Drove in 26 runs during June, 2nd most in the NL, and his career high in a month.

⚾ Matched a career high with 4-hit games on 6/25 at HOU (4-for-5) and 7/14 at CHI (4-for-5).

⚾ Hit his 1st career grand slam on 8/26 vs. CIN to give the Cards an 8-5 lead and eventual win...Was his 50th career HR.

⚾ Missed final 22 games of the season and the Division Series and League Championship Series with a left foot sprain, suffered in the 3rd inning on 9/4 at CIN.

POSTSEASON: Added to the World Series roster after missing the NLDS and NLCS recovering from a foot injury...Batted .375 (6-for-16) in 6 games...Hit safely in 5 of those contests, including 2 pinch-hits (2-for-2 as PH)...Went 1-for-3 with a single as the DH in Game 1 at Boston, his 1st ML action since 9/4...Walked and singled in Game 2...Hit PH double in the 9th inning of Game 3 and scored the winning run in the 9th after a defensive interference call at 3B awarded him home in the 5-4 walk-off victory...Had a PH single off the bench in the 9th inning of Game 4...Started at 1B in Game 5, going 0-for-3...Singled twice in decisive Game 6 loss.

2012: Ranked 6th among NL leaders in AVG (.307), 5th in SLG (.522), and T-15th in RBI (92)...Led the team in SLG despite being limited to 119 games due to 2 trips to the DL.

⚾ Led MLB with a .400 AVG (50-for-125) with RISP...Finished the season with 92 RBI in 119 games for an NL-leading 5.1 AB/RBI.

⚾ Made 86 starts at 1B, 21 in RF and 5 in LF...Primarily served as the Cards' cleanup hitter.

⚾ Posted a .512 BA (21-for-41) on the 1st pitch with 2 HR, ranking 6th in the NL.

⚾ Had 17 go-ahead RBI, 3rd most on the Cardinals...Had 8 game-winning RBI.

⚾ Started the season on the DL recovering from off-season knee surgery (fractured right knee cap) and was activated on 5/1 after missing 22 games.

⚾ Appeared in 13 games and went 19-for-51 (.373) with 5 HR and 19 RBI before landing on the DL again on 5/18 (retro to 5/17) with a left hamstring strain...Was activated from the DL on 6/1 after missing 14 games.

⚾ Had 2 multi-HR games, 7/2 vs. COL and 8/7 vs. SF, the 3rd and 4th of his career.

⚾ Became the 1st Cardinal since Jerry Mumphrey on 5/30/77 with 2 doubles in an inning on 7/22 vs. CHC (7th).

⚾ Hit safely in 13 straight games from 8/10-24, a career-high streak (.434, 23-for-53)...Also had a 10-game hit streak from 9/7-16 (.295, 13-for-44).

⚾ In the month of August, T-3rd in the NL in hits (37), and T-2nd in 2B (10) and runs (22).

⚾ Had his 1st career walk-off hit with an RBI single in the 10th vs. MIL on 9/9.

⚾ Set a personal monthly high with 20 RBI in September, and ranked 2nd in the NL with 28 singles and 7 go-ahead RBI for the month...Singled in all 4 PA on 9/28 vs. WSH, matching a career-high hit total.

POSTSEASON: Had 2 hits at ATL and drove in the Cardinals' 1st run of the Wild Card game...Hit .316 (6-for-19) with 4 walks and 3 RBI in 5 NLDS games vs. WSH...Had 3 hits, including a double and homer, in Division Series in a Game 2 win...Hit an RBI double in the 1st inning of Game 3...Had 2 of the club's 3 hits in Game 4...Played in all 7 NLCS games vs. SF, going 3-for-24 (.125)...Played RF in Game 4, LF in Game 6 and 1B in his other 5 starts as STL lost in 7 games.

2011: In his 1st full ML season, hit .315 (63-for-200) and won the World Series...Appeared in only 75 regular season games (47 starts) due to 2 DL stints, but played in all 15 postseason games.

⚾ Was on the DL from 4/17-5/2 (strained left groin) and from 6/8-8/10 (right knee contusion).

⚾ Batted .327 in September, hitting 5 of his 11 home runs during the month.



Allen
Craig

Allen Craig, Continued

- 👉 Made appearances at 2B (8 games/starts), 3B (2 games/starts), LF (26 games, 19 starts), CF (5 games/starts), RF (18 games, 13 starts), and 1B (2 games)...Did not commit an error at any of those 6 positions in 102 total chances.
- 👉 Tied for the team lead with 7 pinch hits (.318, 7-for-22)...Ranked 2nd on the club with 4 RBI as a pinch-hitter.
- 👉 Had the 2nd-most HR (11) in the National League for a player with no more than 200 AB.
- 👉 Belted a 2-run HR off SF's Tim Lincecum on 6/1 for his first career pinch-hit homer.
- 👉 Tallied first 2 career multi-homer games, 8/17 at PIT and 9/18 at PHI...Set a career high with 4 hits on 8/17 at PIT.
- 👉 Underwent right knee surgery after the season...It was performed by Dr. Richard Steadman at the Steadman Clinic in Vail, CO.

POSTSEASON: Hit .243 (9-for-37) with 3B, 4 HR, 8 RBI, and 8 BB in 15 postseason games, including 8 starts, as the Cardinals won the World Series...Hit 4 HR in the postseason, including 3 in the WS, tying Albert Pujols' 2011 franchise record...Started all 3 NLDS games in the 3-game sweep of the Phillies (.100, 1-for-10, 3 R, 3B, 4 BB)...Had never hit a triple in 314 career big league AB, but tripled in Game 2 of the NLDS at PHI and scored the winning run... Played in the last 5 games of the NLCS against the Brewers, a 6-game series win (.375, 3-for-8, R, HR, 3 RBI)...Hit solo home run in Game 4 of NLCS at MIL and had a 2-RBI pinch-hit single in Game 6...Played in all 7 games of the World Series against the Rangers, making 4 starts...STL won all 3 World Series games in which he homered (G3, G6, G7)...Had 3 game-winning RBI in the World Series, tying the MLB record for a single World Series (also PIT's Kiki Cuyler in 1925, DET's Hank Greenberg in 1945)...Had 4 go-ahead RBI in the World Series, a franchise record and T-2nd most all time...Recorded an RBI in each of his first 3 World Series AB, the 1st player to accomplish that feat since CWS' Ted Kluszewski in 1959...Notched pinch-hit, go-ahead singles in both Game 1 and Game 2 of the WS... Started in RF in Game 3 and hit a solo HR in his 1st AB...Came off the bench (Holiday injury) to play LF in Game 6 and hit a solo home run off Derek Holland in the bottom of the 8th inning... Started in place of the injured Holliday in WS Game 7 and hit the go-ahead, game-winning solo home run in the 3rd inning, and later robbed Nelson Cruz of a home run in the top of the 6th inning...Caught the final out of World Series Game 7, hauling in David Murphy's fly ball at the left field warning track.

2010: Started the season on the big league roster for the 1st time and appeared in 44 games over 5 ML stints...Was the only player on Cardinals' Opening Day roster without prior ML time.

- 👉 Had 3 game-winning RBI, most among Cardinals' rookies.
- 👉 Made ML debut on 4/8 at CIN as STL's starting RF (0-for-4)...Recorded 1st ML hit on 4/11 at MIL off Carlos Villanueva...Hit his 1st HR off Kyle Kendrick on 7/19 vs. PHI as part of the Cards' 3-HR inning.
- 👉 Batted .382 (13-for-34) after last recall of the season on 9/18, including a .647 SLG with 2 HR and 6 RBI...Hit safely in 8 of his final 12 games with 4 multi-hit games.
- 👉 Also played in 83 games at Triple-A Memphis and had team-leading 81 RBI.
- 👉 Tied for the minor league lead with 35 RBI in June for Memphis.

2009: Named Cardinals Minor League Player of the Year after batting .322 with an organization-best 26 home runs and 83 RBI at Triple-A Memphis.

- 👉 Led all STL minor leaguers in hits (152), runs (78), and SLG (.547).
- 👉 Ranked 3rd in the Pacific Coast League in total bases (258), and was 4th in the PCL in AVG, HR, and hits.
- 👉 Registered hits in 40 of his last 49 games, batting .402 (76-for-189) with 17 HR and 47 RBI.
- 👉 Honored as Cardinals' Minor League Player of the Month for July (.392, 10 HR, 26 RBI).
- 👉 Led Memphis in AVG, H, R, HR, RBI, 2B, OBP, and SLG.
- 👉 Missed 14 games from 6/25-7/6 with a sprained left ankle.
- 👉 Hit 2-out, pinch-hit, game-tying single in the 9th inning, then scored the go-ahead run at Albuquerque in Game 2 of PCL playoffs.
- 👉 Went 2-for-5, HR, 2 RBI in the Triple-A Championship Game, a 5-4 loss to Durham in 11 innings.
- 👉 After the season, ranked the No. 7 prospect and best power hitter in the STL organization by *Baseball America*.

2008: Spent the entire season with Double-A Springfield...Named to the Texas League's mid- and post-season All-Star teams.

- 👉 His 154 hits paced Cardinals farmhands and ranked 3rd in the Texas League...His .304 AVG was 9th best in the TL.
- 👉 Hit 22 HR, 5th most in the Texas League.
- 👉 Primarily played at 3B (108 games)...His .941 fielding percentage led Texas League 3B as did his 217 assists... Also played 17 games in LF and 2 at 1B.

2007: Spent most of the season at High-A Palm Beach and was named to the High-A Florida State League's postseason All-Star team...Also played 7 games for Double-A Springfield.

- 👉 His 224 total bases were 2nd most in the FSL...Finished 3rd in the FSL with a .312 AVG (132-for-423), 21 HR, and a .530 SLG...Ranked 5th in the League with 77 RBI.
- 👉 Named MVP of the High-A Florida State League All-Star Game (2-for-4, 2-run HR).
- 👉 Participated in the FSL All-Star Game Home Run Derby, finishing 3rd after falling in a tie-breaker to Palm Beach teammate Mark Hamilton.
- 👉 Selected as Cardinals Minor League Player of the Month for June (.337 AVG, 33-for-98).

2006: Began his professional career at Short-A State College, playing mostly 3B (35 games)...Also played 3 games at SS and 1 at 2B.

👉 Had a 14-game hit streak from 7/14-31 (.365 AVG, 19-for 52).

Personal

- 👉 Married his wife, Marie, 2 weeks after Game 7 of the 2011 World Series...The couple has a daughter, Eden.
- 👉 His hometown of Temecula, CA celebrated "Allen Craig Day" on 1/10/11 following the 2011 World Series win.
- 👉 Graduated from Chaparral (CA) High School in Temecula, CA in 2002, where he played both baseball and basketball.
- 👉 Attended the University of California at Berkeley...Was named to the Academic First Team All-Pac 10 Team.
- 👉 Played for the 2002 USA Junior National Team in Canada.

In the Community

Since joining the Red Sox in July 2014, Allen has been involved in many community events, such as attending Red Sox Winter Weekend in January 2015 and participating in the Red Sox Foundation's Picnic in the Park last year...Also greeted fans at the gates before a 2014 home game at Fenway Park.

Allen Craig

Allen Craig's Career Record

YEAR	CLUB	AVG.	G	AB	R	H	2B	3B	HR	RBI	SH	SF	HB	BB	SO	SB	CS	E
2006	State College	.257	48	175	21	45	13	0	4	29	1	5	7	13	28	0	0	9
2007	Palm Beach	.312	112	423	77	132	25	2	21	77	0	4	6	35	79	8	3	17
	Springfield	.292	7	24	5	7	2	0	3	3	0	0	0	1	6	0	0	2
2008	Springfield	.304	129	506	84	154	30	0	22	85	0	4	10	48	87	2	1	17
2009	Memphis	.322	126	472	78	152	26	1	26	83	0	6	6	37	95	3	0	5
2010	ST. LOUIS	.246	44	114	12	28	7	0	4	18	0	1	0	9	26	0	1	1
	Memphis	.320	83	306	57	98	24	2	14	81	0	6	4	34	59	1	0	5
2011	ST. LOUIS	.315	75	200	33	63	15	0	11	40	1	2	1	15	40	5	0	0
	Springfield	.000	2	6	0	0	0	0	0	1	0	1	0	1	1	0	0	0
2012	Memphis	.286	10	35	9	10	2	1	1	5	0	0	1	3	3	0	0	0
	Palm Beach	.364	3	11	1	4	0	0	1	1	0	0	0	1	2	0	0	0
2013	Memphis	.353	4	17	3	6	0	0	2	7	0	0	0	0	2	0	0	0
	ST. LOUIS	.307	119	469	76	144	35	0	22	92	0	7	1	37	89	2	1	4
2013	ST. LOUIS	.315	134	508	71	160	29	2	13	97	0	5	10	40	100	2	0	1
2014	ST. LOUIS	.237	97	367	34	87	17	1	7	44	0	2	3	26	77	1	1	0
	BOSTON	.128	29	94	7	12	3	0	1	2	0	0	4	9	36	1	0	0
	Pawtucket	.200	2	5	1	1	0	0	0	2	0	0	0	1	1	0	0	0
Major League Totals		.282	498	1752	233	494	106	3	58	293	1	17	19	136	368	11	3	6
Minor League Totals		.308	526	1980	336	609	122	6	94	374	1	26	34	174	363	14	4	55
Red Sox Totals		.128	29	94	7	12	3	0	1	2	0	0	4	9	36	1	0	0

- 2006 Signed by the St. Louis Cardinals as an eighth-round selection in the June Draft
- 2011 On disabled list with a left groin strain, 4/18-5/1
- 2011 On disabled list with a right knee fracture, 6/8-8/9
- 2012 On disabled list recovering from right knee surgery, 3/26-4/30
- 2012 On disabled list with a left hamstring strain, 5/17-5/31
- 2014 Acquired by the Boston Red Sox with RHP Joe Kelly in exchange for RHP John Lackey, LHP Corey Littrell, and cash considerations on 7/31
- 2014 On disabled list with a left foot sprain, 8/2-20

Additional Batting Statistics

YEAR	CLUB	OBP	SLG	OPS	TB	GDP
2010	ST. LOUIS	.298	.412	.711	47	1
2011	ST. LOUIS	.362	.555	.917	111	7
2012	ST. LOUIS	.354	.522	.876	245	15
2013	ST. LOUIS	.373	.457	.830	232	12
2014	ST. LOUIS	.291	.346	.638	127	11
	BOSTON	.234	.191	.425	18	3
Major League Totals		.337	.445	.783	780	49

Wild Card Record

YEAR	CLUB	AVG.	G	AB	R	H	2B	3B	HR	RBI	SH	SF	HB	BB	SO	SB	CS	E
2012	STL vs. ATL	.500	1	4	1	2	1	0	0	1	0	0	0	0	0	0	0	0

Allen Craig, Continued

Division Series Record

YEAR	CLUB	AVG.	G	AB	R	H	2B	3B	HR	RBI	SH	SF	HB	BB	SO	SB	CS	E
2011	STL vs. PHI	.100	3	10	3	1	0	1	0	0	0	0	0	4	4	0	0	0
2012	STL vs. WSH	.316	5	19	2	6	2	0	1	3	0	0	0	4	6	0	0	0
Division Series Totals		.241	8	29	5	7	2	1	1	3	0	0	0	8	10	0	0	0

League Championship Series Record

YEAR	CLUB	AVG.	G	AB	R	H	2B	3B	HR	RBI	SH	SF	HB	BB	SO	SB	CS	E
2011	STL vs. MIL	.263	5	8	1	3	0	0	1	3	0	0	0	0	1	0	0	0
2012	STL vs. SF	.125	7	24	1	3	1	0	0	2	0	1	1	1	6	0	0	0
LCS Totals		.188	12	32	2	6	1	0	1	5	0	1	1	1	7	0	0	0

World Series Record

YEAR	CLUB	AVG.	G	AB	R	H	2B	3B	HR	RBI	SH	SF	HB	BB	SO	SB	CS	E
2011	STL vs. TEX	.263	7	19	5	5	0	0	3	5	1	0	1	4	8	0	2	0
2013	STL vs. BOS	.375	6	16	1	6	1	0	0	0	0	0	0	1	2	0	0	0
World Series Totals		.314	13	35	6	11	1	0	3	5	1	0	1	5	10	0	2	0

All-Star Game Record

YEAR	CLUB	AVG.	G	AB	R	H	2B	3B	HR	RBI	SH	SF	HB	BB	SO	SB	CS	E
2013	NL at NYM	.000	1	1	0	0	0	0	0	0	0	0	0	0	0	0	0	0

Career Fielding Record

YEAR	CLUB	POS	PCT.	G	GS	PO	A	E	TC	DP
2010	ST. LOUIS	1B	1.000	5	1	16	1	0	17	2
		2B	-	1	0	0	0	0	0	0
		3B	.000	2	1	0	0	1	1	0
		OF	1.000	34	25	39	1	0	40	0
2011	ST. LOUIS	1B	1.000	2	0	6	0	0	6	0
		2B	1.000	8	8	7	10	0	17	1
		3B	1.000	2	2	0	2	0	2	0
		OF	1.000	48	37	74	3	0	77	0
2012	ST. LOUIS	1B	.995	91	86	761	40	4	805	64
		OF	1.000	30	26	41	1	0	42	0
2013	ST. LOUIS	1B	.999	95	90	780	57	1	838	85
		OF	1.000	46	41	67	1	0	68	1
2014	ST. LOUIS	OF	1.000	74	72	121	3	0	124	0
		1B	1.000	24	22	194	15	0	209	13
		OF	1.000	13	9	20	0	0	20	0
		1B	1.000	17	15	131	14	0	145	12
Career Totals		1B	.998	234	214	1888	127	5	2020	176
		2B	1.000	9	8	7	10	0	17	1
		3B	.667	4	3	0	2	1	3	0
		OF	1.000	245	210	362	9	0	371	1

Career Single-Game Highs

HITS	4, 5 times, last 4/30/14 for STL vs. MIL
DOUBLES	2, 8 times, last 4/30/14 for STL vs. MIL
HOME RUNS	2, 4 times, last 8/7/12 for STL vs. SF
RBI	4, 3 times, last 8/26/13 for STL vs. CIN
RUNS SCORED	3, 4 times, last 8/2/13 for STL vs. CIN
WALKS	3, 8/21/12 for STL vs. HOU
STRIKEOUTS	4, 2 times, last 9/3/14 at NYY
STOLEN BASES	1, 11 times, last 9/25/14 vs. TB
HITTING STREAK	13, 8/10/12-8/24/12
EJECTIONS	None

Home Run Notes

MULTI-HOME RUN GAMES (4)
2-HOME RUN GAMES (4)
8/17/11 for STL at PIT
9/18/11 for STL at PHI
7/2/12 for STL vs. COL
8/7/12 for STL vs. SF
LEADOFF HOME RUNS (0)
GRAND SLAMS (1)
8/26/13 for STL vs. CIN off J.J. Hoover
PINCH-HIT HOME RUNS (1)
6/1/11 for STL vs. SF off Tim Lincecum
EXTRA-INNING HOME RUNS (1)
8/26/14 at TOR off Sergio Santos (11th)
GAME-ENDING HOME RUNS (0)
INSIDE-THE-PARK HOME RUNS (0)

51 EDWIN ESCOBAR

LHP



Full Name: Edwin Jose Escobar
Bats: Left **Throws:** Left **Height:** 6-2 **Weight:** 225
Opening Day Age: 22 (Turns 23 on April 22)
Born: April 22, 1992 in La Sabana, VZ
Resides: Barquisimeto, VZ
Major League Service: 16 days
Acquired: From San Francisco with RHP Heath Hembree in exchange for RHP Jake Peavy and cash on July 26, 2014
Signed By: Wilmer Becerra and Rafic Saab (Rangers)
Contract Status: Signed through 2015

Career Highlights

🔴 Entering his 1st full season in the Red Sox organization after being acquired from SF via trade on 7/26/14...Was acquired along with RHP Heath Hembree in exchange for RHP Jake Peavy and cash.

🔴 Began his professional career in the TEX organization after being signed as an international free agent in July 2008...Was traded to SF in exchange for LHP Ben Snyder on 4/1/10.

🔴 Over his 6-year professional career in the minor leagues, has posted a 2.96 SO/BB ratio (548 SO/185 BB), while averaging 8.84 SO/9.0 IP (557.2 IP).

🔴 Made his ML debut with the Red Sox in 2014 working as a reliever.

🔴 Made 8 starts for Triple-A Pawtucket between the regular season and playoffs in 2014 and helped the PawSox to the International League championship...Started for the PawSox in the Triple-A Championship game on 9/16 vs. Omaha (ND).

🔴 Selected to the World Team roster for the 2014 MLB All-Star Futures Game at MIN.

🔴 Named to the 2013 California League mid-season All-Star team while pitching for High-A San Jose.

🔴 Following the 2013 season was named the No. 2 overall prospect in SF's system by *Baseball America*...Was also rated the No. 56 prospect overall by the same publication after the 2013 season.

🔴 Finished 10th among all full-season Single-A pitchers with 122 SO in 2012 while pitching for Augusta...His 2.96 ERA that season ranked 4th lowest among all SF minor league pitchers.

🔴 Rated the No. 14 overall prospect in the SF organization by *Baseball America* following the 2012 season.

2014: In his 1st year at the Triple-A level, combined to go 3-10, 4.94 ERA (76 ER/138.1 IP) with 45 BB and 116 SO in 25 starts between Pawtucket and Fresno.

🔴 Began the year with Triple-A Fresno in SF's minor league system...Prior to the season was rated the No. 2 overall prospect in their system by *Baseball America*.

🔴 Finished 3rd on the staff in SO (96) despite making his final appearance for them on 7/21...Held left-handed batters to a .188 AVG (27-for-144) at Fresno.

🔴 Selected to the World Team roster for the 2014 MLB All-Star Futures Game at MIN...Allowed 1 run on 3 hits in 1.0 inning of work (ND).

🔴 Acquired by BOS from SF on 7/26 and was optioned to Triple-A Pawtucket...Made 5 starts for the PawSox to close out the regular season and had a 1.80 ERA (5 ER/25.0 IP) over his first 4 starts, going at least 6.0 IP in each outing.

🔴 Made 3 starts for Pawtucket in the playoffs, going 1-0 with a 2.18 ERA (5 ER/20.2 IP), 2 BB and 18 SO...Earned the win in Game 1 of the Governors' Cup Finals on 9/9 vs. Durham.

🔴 Started the Triple-A Championship Game on 9/16 vs. Omaha but did not factor into the decision in the PawSox' 4-2 loss to the Pacific Coast League champions.

🔴 Had 3 total stints in the majors with the Red Sox, but only appeared in 2 games, both in relief...Was recalled 3 times: 8/10 (did not appear), 8/27, and 9/17.

🔴 Made his ML debut on 8/27 at TOR, throwing 1.0 scoreless inning in relief.

🔴 Only appeared in 1 game following his final call-up of the season (9/24 vs. TB – 1.0 IP, ER).

2013: Split the season between High-A San Jose and Double-A Richmond and combined to go 8-8, 2.78 ERA (40 ER, 128.2 IP) with 146 SO in 26 games (24 starts).

🔴 Was 1 of 7 San Jose Giants to be named to the California League mid-season All-Star team.

🔴 Did not allow a run in 4 of his 10 starts with Double-A Richmond.

🔴 Between both clubs totaled 146 SO compared to 30 BB in 128.2 IP.

🔴 Posted a 2.16 ERA through the first 5 starts of the season, of which all were no-decisions.

🔴 Was named CL Pitcher of the Week for the week ending on 7/7...Made 2 starts in that span and did not allow an ER in 13.0 IP with 14 SO.

🔴 Was promoted to Richmond on 7/10...At the time of his promotion, he ranked 3rd in the CL in ERA (2.89) and had posted a 5.41 SO/BB ratio (92 SO/17 BB) in 74.0 IP.

Edwin Escobar, Continued

👉 Named Eastern League Pitcher of the Week for the week ending 8/4...Threw 7.0 shutout innings against New Hampshire in his only start of the week, allowing 1 hit, and retiring 21 of his 22 batters faced.

👉 Posted a 16.1-inning scoreless streak over a span of 3 outings, 7/23-8/3.

👉 Pitched for Cardenales de Lara in the Venezuelan Winter League after the season...Posted a 3.68 ERA (9 ER, 22.0 IP) in 17 games (2 starts).

👉 Named the No. 56 overall prospect in minor league baseball by *Baseball America* after the season.

2012: Finished with the 3rd-best ERA (2.96) in the South Atlantic League while at Single-A Augusta.

👉 Struck out 122 batters on the season, the 10th-highest total among all full-season Single-A pitchers.

👉 His ERA ranked 4th lowest among all SF minor leaguers.

👉 Pitched 6.0-plus innings in 14 of his 22 starts, which included 12 quality starts.

👉 Posted a 3.77 ERA (24 ER/57.1 IP) in 11 starts prior to the All-Star break and a 2.33 ERA (19 ER/73.1 IP) in 11 starts after.

👉 Named SAL Pitcher of the Week for the week ending 8/26...Threw 8.0 scoreless innings with 9 SO on 8/19 vs. Charleston.

👉 Selected as a MiLB.com Organization All-Star after the season.

👉 Named SF's No. 14 overall prospect by *Baseball America* after the season.

2011: Split his 1st full year in the SF organization between Single-A Augusta and the Rookie-level Arizona League Giants.

👉 Began the year with Augusta.

👉 Was on the DL from 4/24-5/13 with a laceration on his left hand.

👉 Spent the remainder of the year with the AZL Giants, appearing in 15 games (12 starts).

👉 Pitched for Cardenales de Lara of the Venezuelan Winter League following the season.

2010: Was traded from TEX to SF on 4/1 and spent the entire season with Single-A Salem-Keizer in the Giants system.

👉 Averaged 9.86 SO/9.0 IP on the season (69 SO/63.0 IP).

👉 Named Northwest League Pitcher of the Week for the week ending 8/16 (W, 6.0 IP, 3 H, 0 R, 7 SO).

👉 Pitched for Lara in the Venezuelan Winter League after the season...Was 1-0, 2.82 ERA (7 ER/22.1 IP) in 6 games (5 starts).

2009: Began his professional career with the Rookie-level Arizona League Rangers.

👉 Averaged 9.60 SO/9.0 IP on the season (48 SO/45.0 IP).

Personal

👉 Married, wife's name is Daiyih Angulo...Has one son, Dominic.

👉 Is the cousin of pitchers Alcides Escobar, currently with the Royals, and Kelvim Escobar, who played 12 seasons in the majors between TOR and LAA.

In the Community

In January 2015, Edwin interacted with fans at Red Sox Winter Weekend...Visited the Jimmy Fund and painted murals at the Curley K-8 School in Boston during the Red Sox Rookie Development Program...Also took part in a fan/player photo session and greeted fans at the gates before a 2014 home game.

Edwin Escobar's Career Record

YEAR	CLUB	W-L	ERA	G	GS	CG	SHO	SV	IP	H	R	ER	HR	HB	BB	SO	WP	BK
2009	AZL Rangers	2-5	5.00	13	12	0	0	0	45.0	53	34	25	1	4	16	48	8	5
2010	Salem-Keizer	2-4	4.86	14	14	0	0	0	63.0	64	40	34	6	3	40	69	7	4
2011	Augusta	1-3	18.00	4	2	0	0	0	6.0	15	15	12	0	1	5	5	1	0
	AZL Giants	2-4	5.09	15	12	0	0	0	46.0	51	30	26	2	5	17	42	3	2
2012	Augusta	7-8	2.96	22	22	0	0	0	130.2	121	57	43	7	7	32	122	10	2
2013	San Jose	3-4	2.89	16	14	0	0	0	74.2	68	33	24	3	1	17	92	0	1
	Richmond	5-4	2.67	10	10	0	0	0	54.0	44	18	16	2	2	13	54	1	0
2014	Fresno	3-8	5.11	20	20	0	0	0	111.0	128	69	63	16	6	37	96	4	2
	Pawtucket	0-2	4.28	5	5	0	0	0	27.1	33	15	13	3	0	8	20	0	0
	BOSTON	0-0	4.50	2	0	0	0	0	2.0	1	1	1	0	1	0	2	0	0
Major League Totals		0-0	4.50	2	0	0	0	0	2.0	1	1	1	0	1	0	2	0	0
Minor League Totals		25-42	4.13	119	111	0	0	0	557.2	577	311	256	40	29	185	548	34	16

2008 Signed by the Texas Rangers as an international free agent on 7/2

2010 Acquired by the San Francisco Giants in exchange for LHP Ben Snyder on 4/1

2014 Acquired by the Boston Red Sox along with RHP Heath Hembree in exchange for RHP Jake Peavy and cash considerations on 7/26

Career Fielding Record

YEAR	CLUB	POS	PCT.	G	GS	PO	A	E	TC	DP
2014	BOSTON	P	---	2	0	0	0	0	0	0

Career Single-Game Highs

INNINGS PITCHED	1.0, 2 times, 9/24/14 vs. TB
STRIKEOUTS	2, 9/24/14 vs. TB
HITS ALLOWED	1, 9/24/14 vs. TB
RUNS ALLOWED	1, 9/24/14 vs. TB
WALKS ALLOWED	None
HOME RUNS ALLOWED	None
EJECTIONS	None
SCORELESS INNINGS STREAK	1.0, 8/27/14



31 DANA EVELAND

LHP



Full Name: Dana James Eveland
Bats: Left **Throws:** Left **Height:** 6-1 **Weight:** 235
Opening Day Age: 31 (Turns 32 on October 29)
Born: October 29, 1983 in Olympia, WA
Resides: Palmdale, CA
Major League Service: 4 years, 29 days
Acquired: Signed as a minor league free agent on January 28, 2015
Signed By: Corey Rodriguez and Jim Stevenson (Brewers)
Contract Status: Signed through 2015

Non-Roster Invitee

Career Highlights

⚾ Has appeared in majors in 10 of last 11 seasons with 8 different teams; MIL (2005-06), ARI (2007), OAK (2008-09), TOR (2010), PIT (2010), LAD (2011), BAL (2012), and NYM (2014).

⚾ Spent the 2013 season with the Hanwha Eagles of the Korean Baseball Organization.

⚾ Has appeared primarily in relief during his ML career, going 3-3 with 2 saves and a 4.69 ERA (50 ER/96.0 IP) in 83 games...As a starter in the majors is 17-23 with a 5.44 ERA (196 ER/324.0 IP) in 61 outings.

⚾ In his 144 career games (61 starts), has gone 20-26 with a 5.27 ERA (246 ER/420.0 IP) and 283 strikeouts.

2014: Spent the majority of the season with NYM after his 6/1 selection from Triple-A Las Vegas.

⚾ His 30 appearances were a career high, and his most in the majors since appearing in 29 games (all starts) for OAK in 2008.

⚾ Made his Mets debut on 6/2 at PHI (0.2 IP, SO)...Marked his 1st ML appearance since 7/13/12 for BAL vs. DET.

⚾ Got the save on 6/18 at STL, his 1st save since 2005, his 1st year in the majors...Was the longest period between saves since Derek Lowe went 11 years, 1 day from 2001-12.

⚾ Earned his only win of the season on 8/9 at PHI, a 2-1 victory in 11 innings...Was his 1st in the majors since 9/26/11 at ARI.

⚾ No runs allowed in 24 of his 30 appearances (80%)...Posted a 1.38 ERA (2 ER/13.0 IP) in his first 12 appearances.

⚾ Missed several days in August (8/19-8/21) after getting a cortisone shot.

⚾ Held right-handed batters to a .216 (11-for-51) AVG and lefties to a .241 (13-for-54) AVG.

⚾ Began the year working out of the bullpen for Las Vegas before moving into their starting rotation.

⚾ Was 4-1, 3.32 ERA (15 ER/40.2 IP) in 8 starts and had an 8.44 ERA (5 ER/5.1 IP) in 4 relief appearances.

2013: Went 6-14 with a 5.54 ERA (106 ER/172.1 IP) in 30 starts for the Hanwha Eagles of the Korean Baseball Organization.

⚾ Led the team in starts and finished 2nd in SO (129).

2012: Started the season with Triple-A Norfolk but appeared in 14 games (2 starts) over his 2 stints with the Orioles.

⚾ Opened the season with Norfolk and was 3-2, 2.21 ERA (9 ER/36.2 IP) in 6 starts prior to his 1st call-up to BAL.

⚾ Was selected to BAL's roster on 5/11 and made his 1st start for the Orioles that night vs. TB (ND, 6.0 IP, 3 ER, 6 BB, 2 SO).

⚾ Posted a 3.57 ERA (9 ER/22.2 IP) in 12 relief appearances for BAL...Was 0-1, 7.45 ERA (8 ER/9.2 IP) in his 2 starts.

⚾ Pitched to a 2.92 ERA (4 ER/12.1 IP) in 6 road games.

⚾ Held left-handed hitters to a .244/.357/.356 line in 56 PA with BAL.

⚾ Outrighted to Norfolk on 7/16 but rejoined BAL on 7/26...Designated for assignment again on 7/27 and returned to Norfolk where he finished the season.

2011: Spent the majority of the season with Triple-A Albuquerque where he was named a Pacific Coast League mid- and post-season All-Star...Also made 5 starts for the Dodgers after being selected to their ML roster on 9/1.

⚾ Allowed 1 run or none in 3 of his 5 outings with LAD.

⚾ Picked up the win in his Dodgers debut on 9/1 at PIT, surrendering 1 run in 8.0 IP against his former club...According to Elias, he became the 5th LAD pitcher to go at least 8.0 IP while allowing 1-or-no runs in their 1st career start with the team, joining Fernando Valenzuela (4/9/81), Dave Stewart (5/19/82), Pedro Astacio (7/3/92), and Brad Penny (8/3/04).

⚾ Went 3-0, 0.44 ERA (1 ER/20.2 IP) and had a .192 (14-for-73) opponent AVG in 3 road starts.

⚾ At the time of his promotion from Albuquerque, ranked T-2nd in the PCL in wins (12), 5th in opponent AVG (.260), and 7th in ERA (4.38).

⚾ Went 8-5 with a 3.77 ERA, including a complete game, before the Triple-A All-Star break.

- Selected as PCL's Pitcher of the Week for the week ending 7/31...Struck out 6 in a 3-hit SHO on 7/28 at Omaha.
- Was a non-roster invitee to LAD spring training, but strained his left hamstring on the 1st day of camp.

2010: Combined to go 3-5, 6.79 ERA (41 ER/54.1 IP) in 12 games (10 starts) between TOR and PIT after being traded twice during the season...Acquired by the Blue Jays from OAK on 2/6 for a PTBNL or cash, and again on 6/1, when he was dealt to the Pirates in exchange for RHP Ronald Uviendo.

- Made Toronto's Opening Day roster and was 2-0, 1.35 ERA (2 ER/13.1 IP) over his 1st two outings of the season.
- Was traded to PIT in exchange for RHP Ronald Uviendo on 6/1.
- In his 3 victories, posted a 0.89 ERA (2 ER/20.1 IP) and a .149 (10-for-67) opponents' batting average.
- Went 0-1 with an 8.38 ERA (9 ER/9.2 IP) in 3 games (1 start) with the Pirates before getting designated for assignment on 6/24 and outrighted to Triple-A Indianapolis on 7/1.
- Was 0-2 with a 7.96 ERA (23 ER/26.0 IP) in 11 games (5 starts) with Indianapolis.

2009: In his 2nd season with OAK, appeared in 13 games making 9 starts over 3 stints with the club.

- Combined to go 0-1 with a 2.25 ERA (1 ER/4.0 IP) in 4 relief appearances.
- Made 21 starts with Triple-A Sacramento, and won each of his 1st six decisions of the season.
- In his 12 starts before the All-Star break in the minors went 7-1, 3.28 ERA (27 ER/69.2 IP).

2008: In his 1st season with OAK, led the A's and set career highs in SO (118) and ranked 2nd in games started (29) and innings (168.0).

- Allowed only 10 HR for an average of 0.54 HR/9.0 IP, the 2nd-lowest mark in the AL trailing only Cliff Lee (0.48).
- Picked up his 1st career win as a starter on 4/5 vs. CLE, allowing just 1 run in 7.0 IP.
- Went 6-3 with a 3.25 ERA (33 ER/91.1 IP) in 15 home starts.
- Registered a 7-6 record and a 3.49 ERA before the All-Star break, including going 2-1 with a 2.64 ERA (9 ER/30.2 IP) in 5 June starts.

2007: Saw action over 2 different stints with ARI, but missed the majority of the season due to a strained finger.

- Began the year with Triple-A Tucson, going 1-0 with a 0.82 ERA in 2 starts before being recalled.
- Appeared in 2 games with Single-A Visalia immediately following a DL stint from 5/11-8/6.
- Overall, went 1-0 with a 1.65 ERA (6 ER/32.2 IP) in 9 minor league appearances (7 starts).
- Pitched for Aguilas de Mexicali in the Mexican Pacific League after the season...Went 4-2, 2.51 ERA (17 ER/61.0 IP) in 14 games (9 starts).

2006: Split time as a starter and reliever for MIL over his 2 stints with the club, making 5 starts and 4 relief appearances.

- Made his 1st ML start on 5/13 vs. NYM (5.2 IP) but did not factor into the decision.
- Prior to his first promotion to MIL on 5/10, he went 3-1, 0.95 ERA (4 ER/38.0 IP) in 7 starts with Triple-A Nashville.
- Held opponents to a .191 AVG (71-for-372) with Nashville.
- Allowed 3 ER or fewer in 17 of his 20 appearances for Nashville.

2005: Made his big league debut with the Brewers after beginning the season in Double-A Huntsville.

- Made his ML debut on 7/16 vs. WSH, pitching 1.2 innings of scoreless relief...Struck out the 1st batter he faced (Vinny Castilla).
- Earned his 1st win in the majors on 7/26 vs. ARI after pitching 2.0 scoreless frames.
- Recorded his 1st ML save on 9/5 at CIN, shutting out the Reds in 2.0 innings of work.
- Named the starting pitcher for the North All-Stars in the Southern League All-Star Game.
- Posted a 7-0 record with a 1.74 ERA over his final 8 starts to earn a 7/15 promotion to MIL.

2004: Combined to go 9-8 with a 2.74 ERA (43 ER/141.0 IP) in 26 games (20 starts) between the Brewers' Single-A and Double-A affiliates.

- Appeared in 22 games (16 starts) for Single-A Beloit and finished 4th in the Midwest League in ERA (2.84).
- Received a decision in 17 of his 22 games with Beloit (9 wins, 6 losses, 2 saves).
- Promoted to Double-A Huntsville in August, where he allowed 2 ER or fewer in all 4 of his starts.

2003: Received Pioneer League Postseason All-Star honors after going 2-1 with a 2.08 ERA (6 ER/26.0 IP) and 14 saves in 19 relief outings for Rookie-level Helena in his 1st pro season.

- Received a decision in 17 of his 19 appearances (2 wins, 1 loss, 14 saves), including a save in each of his 1st six games of the season.

Personal

- Married to Ashley...The couple has two sons, Brody (4) and Asher (2).
- Graduated from Palmdale (CA) High School in 2001.
- Attended College of the Canyons (2003).
- Younger brother, Kyle, a second baseman, was drafted by MIL in the 43rd round of the 2005 June Draft, but did not sign.

Dana Eveland, Continued

In the Community

Dana was the recipient of the 2008 Dave Stewart Community Service Award, which is given annually to an A's player for their outstanding work in the community.

Dana Eveland's Career Record

YEAR	CLUB	W-L	ERA	G	GS	CG	SHO	SV	IP	H	R	ER	HR	HB	BB	SO	WP	BK
2003	Helena	2-1	2.08	19	0	0	0	14	26.0	30	9	6	1	2	8	41	5	1
2004	Beloit	9-6	2.84	22	16	1	0	2	117.1	108	37	8	4	24	119	2	0	
	Huntsville	0-2	2.28	4	4	0	0	0	23.2	23	9	6	0	1	4	14	1	0
2005	Huntsville	10-4	2.72	18	18	0	0	0	109.0	96	42	33	4	4	38	98	6	2
	MILWAUKEE	1-1	5.97	27	0	0	0	1	31.2	40	21	21	2	1	18	23	1	0
2006	Nashville	6-5	2.74	20	19	0	0	0	105.0	71	40	32	4	9	41	110	1	0
	MILWAUKEE	0-3	8.13	9	5	0	0	0	27.2	39	25	25	4	5	16	32	2	0
2007	Visalia	0-0	0.00	2	2	0	0	0	5.0	1	1	0	0	0	2	9	0	0
	Tucson	1-0	1.95	7	5	0	0	0	27.2	29	7	6	0	0	10	15	1	0
	ARIZONA	1-0	14.40	5	1	0	0	0	5.0	8	8	8	0	0	5	3	1	0
2008	Sacramento	3-0	2.57	3	3	0	0	0	21.0	23	9	6	2	0	4	21	1	0
	OAKLAND	9-9	4.34	29	29	1	0	0	168.0	172	82	81	10	12	77	118	6	1
2009	Sacramento	8-6	4.94	21	21	0	0	0	124.0	133	79	68	12	5	51	92	8	0
	OAKLAND	2-4	7.16	13	9	0	0	0	44.0	70	39	35	4	0	26	22	2	0
2010	TORONTO	3-4	6.45	9	9	0	0	0	44.2	57	35	32	4	2	27	21	3	0
	Indianapolis	0-2	7.96	11	5	0	0	0	26.0	41	25	23	5	0	6	26	1	0
2011	PITTSBURGH	0-1	8.38	3	1	0	0	0	9.2	15	9	9	0	2	5	3	1	0
	Albuquerque	12-8	4.38	25	25	2	1	0	154.0	151	83	75	11	11	61	107	8	0
2012	LOS ANGELES (NL)	3-2	3.03	5	5	0	0	0	29.2	28	10	10	1	2	6	16	0	0
	Norfolk	5-5	2.79	14	14	0	0	0	84.0	82	32	26	4	5	28	55	4	0
	BALTIMORE	0-1	4.73	14	2	0	0	0	32.1	32	18	17	3	5	13	18	0	0
2013	Hanwha	6-14	5.54	32	30	2	0	0	172.1	190	110	106	7	10	65	129	11	0
	Las Vegas	4-1	3.91	12	8	0	0	0	46.0	55	22	20	5	3	12	58	1	0
2014	NEW YORK (NL)	1-1	2.63	30	0	0	0	1	27.1	24	8	8	2	4	6	27	0	0
	Major League Totals	20-26	5.27	144	61	1	0	2	420.0	485	255	246	30	33	199	283	16	1
Minor League Totals		60-40	3.50	178	140	3	1	16	868.2	843	406	338	56	44	289	765	39	3
Korea Totals		6-14	5.54	32	30	2	0	0	172.1	190	110	106	7	10	65	129	11	0

2015 Red Sox

- 2002 Signed by the Milwaukee Brewers as a 16th-round selection in the June Draft
- 2006 Acquired by the Arizona Diamondbacks with LHP Doug Davis and OF Dave Krynzel in exchange for RHP Greg Aquino, C Johnny Estrada and RHP Claudio Vargas on 11/25
- 2007 Acquired by the Oakland Athletics with LHP Brett Anderson, 1B Chris Carter, OF Aaron Cunningham, OF Carlos Gonzalez and LHP Greg Smith in exchange for RHP Dan Haren and RHP Connor Robertson on 12/14
- 2010 Acquired by the Toronto Blue Jays in exchange for cash considerations on 2/6
- 2010 Acquired by the Pittsburgh Pirates in exchange for RHP Ronald Uviedo on 6/1
- 2010 Signed by the Los Angeles Dodgers as a minor league free agent on 12/6
- 2011 Acquired by the Baltimore Orioles in exchange for LHP Jarret Martin and OF Tyler Henson on 12/8
- 2014 Signed by the New York Mets as a minor league free agent on 3/1
- 2015 Signed by the Boston Red Sox as a minor league free agent on 1/28

Career Fielding Record

YEAR	CLUB	POS	PCT.	G	GS	PO	A	E	TC	DP
2005	MILWAUKEE	P	1.000	27	0	3	2	0	5	1
2006	MILWAUKEE	P	1.000	9	5	0	2	0	2	0
2007	ARIZONA	P	1.000	5	1	0	2	0	2	0
2008	OAKLAND	P	1.000	29	29	5	18	0	23	2
	OAKLAND	P	.857	13	9	0	6	1	7	0
2010	TORONTO	P	1.000	9	9	5	8	0	13	0
	PITTSBURGH	P	1.000	3	1	2	5	0	7	0
2011	LOS ANGELES (NL)	P	1.000	5	5	3	5	0	8	0
2012	BALTIMORE	P	1.000	14	2	6	2	0	8	0
2014	NEW YORK (NL)	P	1.000	30	0	1	2	0	3	0
Career Totals		P	.987	144	61	25	52	1	78	3

Career Single-Game Highs

- INNINGS PITCHED** 9.0, 5/21/08 for OAK vs. TB (start)
4.0, 5/28/12 for BAL at TOR (relief)
- LOW-HIT COMPLETE GAME** 3, 5/21/08 for OAK vs. TB
- STRIKEOUTS** 7, 4 times, last 9/19/08 for OAK vs. SEA
- HITS ALLOWED** 11, 5/29/08 for OAK vs. TOR
- RUNS ALLOWED** 9, 8/2/08 for OAK at BOS
- WALKS ALLOWED** 7, 6/3/08 for OAK vs. DET
- HOME RUNS ALLOWED** 2, 4 times, last 5/1/09 for OAK at SEA
- WINNING STREAK** 3, 6/15/08-7/7/08
- EJECTIONS** None
- SCORELESS INNINGS STREAK** 15.1, 4/5/08-4/15/08

10 RYAN HANIGAN

CATCHER



Full Name: Ryan Michael Hanigan
Bats: Right **Throws:** Right **Height:** 6-0 **Weight:** 215
Opening Day Age: 34 (Turns 35 on August 16)
Born: August 16, 1980 in Washington, DC
Resides: Andover, MA
Major League Service: 6 years, 77 days
Acquired: From San Diego in exchange for 3B Will Middlebrooks on December 19, 2014
Signed By: John Brickley (Reds)
Contract Status: Signed through 2016 (Club option for 2017)

Career Highlights

🔴 Was traded twice in one day on 12/19/14...First went from the Rays to the Padres in a 3-team deal (also Nationals)...Then later in the day, acquired by Boston from San Diego in exchange for 3B Will Middlebrooks.

🔴 Native of Washington, DC grew up in Andover, MA, where he went to Andover High School and still lives today.

🔴 Originally signed by the Reds as a non-drafted free agent in 2008 out of the Cape Cod Baseball League...Owns a career .358 OBP in parts of 8 ML seasons with the Reds (2007-13) and Rays (2014).

🔴 Is 1 of only 3 active players with at least 1,500 career PA and more walks than strikeouts (220 BB, 198 SO)...The others are Albert Pujols and Joe Mauer...His ratio of 9.3 PA/SO is 15th best among active players (min. 1,500 PA), trailing only Yadier Molina (10.9) among catchers...Has struck out more than once in only 28 of his 471 career games with multiple AB (6%).

🔴 Owns the best catcher's ERA (3.61) and fielding percentage (.996) among active players with at least 500 games behind the plate...Has posted a catcher's ERA under 4.00 in each of the last 5 seasons from 2010-14, and committed only 2 errors in 1,145 chances over the last 2 campaigns (.998).

🔴 Among active backstops (min. 500 games), ranks 3rd in catcher caught stealing percentage (34%, 96 of 284) behind only Yadier Molina (41%) and David Ross (34%)...Led the majors in caught stealing rate (min. 50 games) in back-to-back seasons in 2012 (49%) and 2013 (46%).

🔴 Including regular and postseason, has been behind the plate for 22 shutouts over his last 141 starts (16%) dating back to Homer Bailey's no-hitter on September 28, 2012... In 2014, 17% of his starts resulted in shutouts (11 of 66).

🔴 Owns a 259-201 record (.563) in his 460 career starts at catcher, including 226-168 (.574) with the Reds from 2007-13.

🔴 Caught 2 no-hitters, both thrown by Reds RHP Homer Bailey, on 9/28/12 at PIT and 7/2/13 vs. SF...Is 1 of 6 active players to catch multiple no-hitters, along with Carlos Ruiz (3), Drew Butera (2), Miguel Olivo (2), A.J. Pierzynski (2), and Buster Posey (2)...Bailey and Hanigan are the only battery-mates to combine for 2 no-hitters in the regular season since KC's Fran Healy caught Steve Busby's no-hitters in 1973 and 1974.

🔴 Has 7 games of postseason experience over 3 seasons with the Reds (2010, 2012, 2013).

2014: Appeared in 84 games in his only season with the Rays...Missed time with 2 trips to the DL.

🔴 The Rays went 33-33 (.500) in his 66 starts and 44-52 (.458) otherwise...11 of his 66 starts resulted in shutout wins (17%).

🔴 Hit 5 HR, 1 shy of his career high (6 with CIN in 2011).

🔴 Batted .260 (27-for-104) with a .381 OBP and 4 of his 5 HR at Tropicana Field.

🔴 Averaged a walk every 8.5 PA, 16th best among AL players with at least 250 PA...Drew 31 BB against 39 SO, the 1st full season he had more strikeouts than walks.

🔴 Caught 6 of 36 attempted base stealers (17%).

CAREER LEADERS, ACTIVE CATCHERS (MIN. 500 GAMES)

Fielding Percentage

1.	Ryan Hanigan	.996
2.	Chris Iannetta	.995
3.	Joe Mauer	.995

Catcher's ERA

1.	Ryan Hanigan	3.61
2.	Russell Martin	3.66
3.	Yadier Molina	3.67

ELITE EYE

There are only 3 active players (min. 1,500 PA) with more career walks than strikeouts.

Player	BB	SO
Ryan Hanigan	220	198
Joe Mauer	676	660
Albert Pujols	1,115	906

Ryan Hanigan, Continued

👉 Made his 6th Opening Day roster and played 1st game for TB the next day, 4/1 vs. TOR.

👉 On 4/13 at CIN, the Rays ended the 2nd inning with a 6-2-4-3-2 double play, with Hanigan recording both putouts with tags at the plate (Devin Mesoraco, Zack Cozart).

👉 3 of his 5 HR and 15 of his 34 RBI came in April...3 HR tied August 2011 for most in any month of his career...15 RBI were a career high for any month and set a club record for a catcher in April.

👉 Had 22 RBI in his first 32 games through 5/12.

👉 On 4/19 vs. NYY, recorded the 3rd multi-HR game of his career, 1st since 8/13/11 vs. SD...Also set a career high with 6 RBI, a Rays single-game record for a catcher...Became the 1st No. 9 hitter ever to record 6+ RBI in a game against NYY.

👉 Spent 5/27-6/10 on the DL with right hamstring tightness, and the team went 1-12 in his absence...Returned to the DL from 7/9-8/25 due to a left oblique strain...Played a total of 6 games over a pair of rehabilitation stints, both with High-A Charlotte.

👉 A 3rd-inning throwing error on 9/10 at NYY ended a career-long 122 consecutive games at catcher without an error that began on 5/20/13.

👉 On 9/12 at TOR, had a solo HR for only run in TB's 1-0 win...Became the 1st Rays catcher to catch a shutout and homer in a 1-0 win.

2013: In final season with CIN, limited to 75 games and 66 starts due to injury.

👉 Was placed on the DL twice, from 4/20-5/9 with a strained left oblique, and 7/10-8/8 with a sprained left wrist.

👉 Threw out 12 of 30 attempted base stealers, a 40 percent mark which ranked 3rd among ML catchers (min. 50 games) behind STL's Yadier Molina (42%) and LAD's A.J. Ellis (41%).

👉 Reds pitchers went 39-27 in his starts (.591) and were 51-45 (.531) otherwise.

👉 Caught Homer Bailey's no-hitter on 7/2 vs. SF, the 2nd time that battery produced a no-hitter (also 9/28/12 at PIT).

👉 In only 66 starts, caught 10 shutouts (15%).

👉 Offensively, had more BB than SO for the 6th straight year (29 BB, 27 SO).

👉 Started his 2nd straight season opener and 12 of the first 17 games before the left oblique injury...Was hitting 3-for-38 (.079) at the time.

👉 On 9/8, hit a walk-off RBI double off LAD's Ronald Belisario with 1 out in the bottom of the 9th inning.

👉 Had 2 hits in the Reds' 3-2, 10-inning win on 9/23 vs. NYM to clinch a postseason berth.

👉 Hit 3-run homers in Reds wins on 5/18 at PHI and 6 days later on 5/24 vs. CHC.

👉 Acquired by the Rays on 12/3 in a 3-team trade also involving the Diamondbacks...Signed a 3-year extension through 2016 with a club option for 2017.

POSTSEASON: Started the Reds' 6-2 loss at PIT in the Wild Card Game.

2012: Established career highs in games (112), hits (87), and 2B (14).

👉 The Reds' 3.04 ERA with him behind the plate was the lowest among ML catchers since LAD's Paul Lo Duca in 2003 (2.73)...It remains the best single-season mark by a Reds catcher as far back as data exists (since 1987).

👉 CIN went 61-37 in his team-high 98 starts...Caught 11 of the staff's 12 shutouts and 6 of the 9 complete games.

👉 Threw out 26 of 60 base runners attempting to steal (43%), 2nd best in the majors behind Yadier Molina (46%).

👉 Was hitting .290 as late as 9/12, but went 4-for-31 (.129) in his last 11 games.

👉 From 7/6-8/3, the Reds went 21-3 to take over 1st place for good as he batted .302 and caught 4 shutouts.

POSTSEASON: Started 4 of the 5 games in the NLDS vs. SF, which the Reds lost, 3-games-to-2...In a 9-0 win in Game 2, recorded 2 hits and 3 RBI.

2011: Caught a team-high 89 games, despite a season-ending back injury, which sidelined him after 9/15.

👉 Hit 6 HR, his most in any season as a pro.

👉 In his last 15 starts prior to the injury, hit .377 (20-for-53), raising his average from .244 to a season-ending .267.

👉 Reds pitchers posted a staff-best 3.97 ERA with him catching.

👉 Threw out 13 of 47 base runners attempting to steal (28%), including 13 of his last 32 (41%).

👉 On 4/3 vs. MIL, recorded 4 hits and 2 HR...Had another 2-HR game and tied his then-career high with 5 RBI on 8/13 vs. SD.

👉 Over 3 games from 8/13-19, went 8-for-12 (.667, 2B, 3 HR, 8 RBI)...Was the 1st Reds catcher with at least 8 hits and 8 RBI over a 3-game span since Johnny Bench did it for the only time in his career in 1972.

👉 Hit a 3-run HR off James Shields on 6/29 at TB to snap a scoreless tie in the 4th inning in an eventual 4-3 Reds win.

MOST SHUTOUTS CAUGHT, 2013-14

PLAYER	SHO	STARTS	SHO PCT
Yadier Molina	29	234	12.4
A.J. Ellis	27	185	14.6
Salvador Perez	24	241	10.0
Jarrod Saltalamacchia	21	214	9.8
Ryan Hanigan	20	132	15.2
Russell Martin	20	223	9.0

2010: Established career highs in AVG (.300) and RBI (40) as back-up to Ramon Hernandez for the NL Central Division champion Reds.

- 👉 Made 58 starts behind the plate, with the club going 38-20 in his starts.
- 👉 Threw out a team-best 30% of attempted base stealers (12 of 40)...Caught 5 of the staff's 9 team shutouts.
- 👉 Reds pitchers posted a 3.36 ERA while he caught.
- 👉 On 5/8 vs. CHC, hit 1st career grand slam off Jason Berg and set a then-career high with 5 RBI.
- 👉 Missed 38 games, 5/29-7/8 with a broken left thumb...Suffered the injury in the 4th inning on 5/28 vs. HOU but remained in the game.
- 👉 Had 1st career pinch-hit HR on 9/1 vs. MIL, a 2-run shot off Todd Coffey in the 7th inning to snap a 1-1 tie.
- 👉 Brought his season AVG from .295 to .300 with a 2-for-3 effort, and a single in his last AB, in his final game of the season on 10/2...Had 8 hits in his last 12 AB to raise his AVG from .280.

POSTSEASON: In the NLDS vs. PHI, started behind the plate in Game 2 and entered Game 3 as a defensive replacement...Did not play in Game 1, when Roy Halladay no-hit the Reds.

2009: In 1st full season in the majors, made a team-high 72 starts behind the plate.

- 👉 Became the club's 1st starting catcher after Ramon Hernandez went on the DL on 7/20.
- 👉 Threw out 19 of 47 (40%) base runners attempting to steal, best among all qualifying ML catchers.
- 👉 Led NL catchers with a .998 fielding percentage (1 error, 539 chances).
- 👉 On 8/13 vs. WAS, snapped an 0-for-20 skid with a solo HR off Collin Balester.
- 👉 Scratched from lineup on 7/25 at CHC and missed 6 games.
- 👉 Missed 15 games with a concussion from 8/25-9/8...Suffered the injury on 8/23 when hit in the mask by a foul tip...Returned to make 8 more starts.

2008: Spent most of the season at Triple-A Louisville in the Reds' system, where he was a mid- and post-season International League All-Star.

- 👉 In *Baseball America's* Best Tools Survey, rated the best defensive catcher in the IL.
- 👉 Hit .324 (88-for-272) in 75 games for the Bats prior to promotion to CIN on 8/10 when David Ross was designated for assignment.
- 👉 Started behind the plate in 25 of the Reds' last 44 games, with the team going 14-11 in those starts.
- 👉 Threw out 35 percent of attempted base stealers (8 of 23).
- 👉 Caught both of the staff's complete games.
- 👉 On 8/20 at CHC, broke up Ted Lilly's no-hit bid with a 2B leading off the 6th inning.

2007: Spent time at Double-A Chattanooga and Triple-A Louisville before getting a September call-up.

- 👉 Played 5 games for the Reds, including 2 starts, both won by CIN.
- 👉 Made his ML debut as a pinch-hitter on 9/9 vs. MIL, and on the 1st pitch doubled off Ben Sheets...Was one of 10 Reds players to make ML debut in 2007, including Homer Bailey, Josh Hamilton, and Joey Votto.
- 👉 In 101 minor league games, hit a combined .281 (91-for-324) with 19 2B, 3B, 4 HR, and 36 RBI.
- 👉 Began season with Chattanooga and was a Southern League Mid-Season All-Star.
- 👉 At the time of his 6/28 promotion to Louisville, ranked 4th in the SL in OBP (.420)...Had reached base safely in 40 of his previous 42 games.
- 👉 In the minors, combined to throw out 48 of 114 attempted base stealers (42%).
- 👉 After the season, played 17 games for Escogito of the Dominican Winter League.

2006: Played majority of the season with Double-A Chattanooga...Also had 8 games at Triple-A Louisville.

- 👉 Was a non-roster invitee to the Reds' Major League Spring Training camp for the 1st time in his career.
- 👉 Hit .237 (33-for-139) in 64 games between the 2 teams.
- 👉 Combined to catch 11 of 26 (42%) attempted base stealers in 32 combined minor league games behind the plate...Also appeared 7 times at 1B and once in LF.
- 👉 Spent time on the Lookouts' 7-day DL from 8/14-23.

2005: Hit .321 (107-for-333) in 100 games for Double-A Chattanooga.

- 👉 Ranked 2nd in the Southern League in AVG and was 3rd in OBP (.418).
- 👉 Threw out 32% of attempted base stealers (23 of 73)...Played more games at 1B (47) than at C (46) for the only time in his career.
- 👉 Batted over .300 in every full month of the season, increasing AVG in each of the first 4 months: .310 in April, .311 in May, .316 in June, .349 in July, and .333 in August.
- 👉 Hit a grand slam on 8/29 at West Tennessee in the 9th inning.
- 👉 After the season, played 13 games for Mesa in the Arizona Fall League.

2004: Played at CIN's Class-A Potomac affiliate and batted .296 in 119 games, his most in any season as a pro.

Ryan Hanigan, Continued

- 👉 Ranked 5th among all Reds minor leaguers and 7th in the Carolina League in AVG.
- 👉 Was behind the plate for 65 games and also DH'd 53 times.
- 👉 Had the Carolina League's longest hit streak of the season, a 22-gamer from 7/6-29 (.411, 37-for-90).
- 👉 Also hit .364 (4-for-11) in 3 playoff games for the Cannons.

2003: Selected to play in the Midwest League All-Star Game in 1st full season as a pro.

- 👉 Spent most of the season with Single-A Dayton, batting .277 with a .363 OBP.
- 👉 Also appeared in 1 game for Louisville in his Triple-A debut.

2002: Began pro career with 6 games for Single-A Dayton before signing with the Reds as a non-drafted free agent on 8/23.

Personal

- 👉 Played in the Cape Cod Baseball League in 2002 before signing with the Reds in late August of that year...Batted .292 with 8 RBI in 37 games for Orleans.
- 👉 Attended Rollins College in Winter Park, FL and completed all core classes toward philosophy degree...Hit .358 in 3 seasons at the school...Rollins went 41-16 during his junior season and advanced to the NCAA Division II playoffs.
- 👉 Graduated from Andover High School and still lives in Andover, MA...His father, Mike, was an FBI agent in Boston.

In the Community

In January 2015, Ryan interacted with fans at Red Sox Winter Weekend and attended the Boston BBWAA dinner.

Ryan Hanigan's Career Record

YEAR	CLUB	AVG.	G	AB	R	H	2B	3B	HR	RBI	SH	SF	HB	BB	SO	SB	CS	E
2002	Dayton	.273	6	11	1	3	1	0	0	0	0	0	1	2	0	0	0	2
2003	Louisville	.333	1	3	1	1	0	0	0	0	1	0	1	0	1	0	0	0
	Dayton	.277	92	311	43	86	12	0	1	31	1	3	4	40	44	3	4	8
	Potomac	.296	119	429	58	127	21	0	5	56	5	9	6	49	51	6	5	7
2004	Chattanooga	.321	100	333	45	107	14	1	4	29	2	0	5	50	41	4	1	6
2006	Louisville	.154	8	13	2	2	0	0	0	1	0	0	0	6	2	0	0	0
	Chattanooga	.246	56	126	17	31	2	0	0	14	0	3	2	19	23	0	0	2
2007	Chattanooga	.299	60	197	30	59	14	1	3	27	2	4	3	41	30	0	2	4
	Louisville	.252	41	127	16	32	5	0	1	9	6	1	2	14	15	0	0	0
	CINCINNATI	.300	5	10	3	3	1	0	0	2	0	0	0	1	2	0	0	0
2008	Louisville	.324	75	272	37	88	14	0	4	35	2	4	8	25	39	1	0	5
	CINCINNATI	.271	31	85	9	23	2	0	2	9	0	0	3	10	9	0	0	1
2009	Louisville	.389	5	18	4	7	2	0	0	2	0	0	0	1	0	0	0	0
	CINCINNATI	.263	90	251	22	66	6	1	3	11	2	1	2	37	31	0	0	1
2010	Louisville	.239	13	46	6	11	3	0	0	2	0	0	2	4	6	0	0	0
	CINCINNATI	.300	70	203	25	61	11	0	5	40	1	2	4	33	21	0	0	4
2011	CINCINNATI	.267	91	266	27	71	6	0	6	31	1	0	2	35	32	0	0	4
2012	CINCINNATI	.274	112	317	25	87	14	0	2	24	4	3	3	44	37	0	0	4
2013	Louisville	.375	3	8	2	3	0	0	0	2	0	0	0	1	1	0	0	1
	CINCINNATI	.198	75	222	17	44	8	0	2	21	2	1	6	29	27	0	1	1
2014	Charlotte	.250	6	20	4	5	0	0	1	2	0	0	2	2	3	0	0	0
	TAMPA BAY	.218	84	225	18	49	9	0	5	34	2	2	3	31	39	1	0	1
Major League Totals		.256	558	1579	146	404	57	1	25	172	12	9	23	220	198	1	1	16
Minor League Totals		.294	585	1914	266	562	88	2	19	210	19	24	35	253	258	14	12	35

- 2008 Signed by the Cincinnati Reds as a non-drafted free agent on 8/23
- 2009 On disabled list with a concussion, 8/24-9/8
- 2010 On disabled list with a broken left thumb, 5/29-7/8
- 2013 Acquired by the Tampa Bay Rays as part of a 3-team, 5-player trade along with RHP Heath Bell and cash considerations from the Arizona Diamondbacks with Tampa Bay sending RHP Justin Choate and a player to be named later (OF Todd Glaesmann) to Arizona, 12/3
- 2013 On disabled list with strained left oblique, 4/20-5/9
- 2013 On disabled list with a sprained left wrist, 7/10-8/8
- 2014 On disabled list with right hamstring tightness, 5/27-6/10
- 2014 On disabled list with a left oblique strain, 7/9-8/25
- 2014 Acquired by the Boston Red Sox in exchange for 3B Will Middlebrooks on 12/19
- 2014 Acquired by the San Diego Padres as part of a 3-team, 10-player trade along with OF Wil Myers, LHP Jose Castillo, and RHP Gerardo Reyes with San Diego sending C Rene Rivera, RHP Burch Smith, and 1B Jake Bauers to Tampa Bay and RHP Joe Ross and a player to be named later to the Washington Nationals, 12/19

Additional Batting Statistics

YEAR	CLUB	OBP	SLG	OPS	TB	GDP
2007	CINCINNATI	.364	.400	.764	4	0
2008	CINCINNATI	.367	.365	.732	31	2
2009	CINCINNATI	.361	.331	.692	83	9
2010	CINCINNATI	.405	.429	.834	87	6
2011	CINCINNATI	.356	.357	.714	95	3
2012	CINCINNATI	.365	.338	.703	107	6
2013	CINCINNATI	.306	.261	.567	58	7
2014	TAMPA BAY	.318	.324	.642	73	6
Major League Totals		.353	.341	.694	538	39

Wild Card Record

YEAR	CLUB	AVG.	G	AB	R	H	2B	3B	HR	RBI	SH	SF	HB	BB	SO	SB	CS	E
2013	CIN vs. PIT	.000	1	3	0	0	0	0	0	0	0	0	0	0	0	0	0	0

Division Series Record

YEAR	CLUB	AVG.	G	AB	R	H	2B	3B	HR	RBI	SH	SF	HB	BB	SO	SB	CS	E
2010	CIN vs. PHI	.000	2	4	0	0	0	0	0	0	0	0	0	0	0	0	0	0
2012	CIN vs. SF	.200	4	15	3	3	0	0	0	3	0	0	1	0	3	0	0	0
Division Series Totals		.158	6	19	3	3	0	0	0	3	0	0	1	0	3	0	0	0

Career Fielding Record

YEAR	CLUB	POS	PCT.	G	GS	PO	A	E	TC	DP
2007	CINCINNATI	C	1.000	3	2	16	0	0	16	0
2008	CINCINNATI	C	.995	30	25	186	19	1	206	4
2009	CINCINNATI	C	.998	88	72	494	44	1	539	6
2010	CINCINNATI	C	.991	68	58	436	21	4	461	4
2011	CINCINNATI	C	.993	89	73	541	29	4	574	6
2012	CINCINNATI	C	.995	110	98	781	48	4	833	6
2013	CINCINNATI	C	.998	72	66	538	33	1	572	1
2014	TAMPA BAY	C	.998	79	66	540	32	1	573	5
Career Totals		C	.996	539	460	3532	226	16	3,774	32

Career Single-Game Highs

HITS	4, 2 times, last 8/18/11 for CIN at WSH
DOUBLES	2, 2 times, last 4/26/14 for TB at CWS
HOME RUNS	2, 3 times, last 4/19/14 for TB vs. NYY
RBI	6, 4/19/14 for TB at NYY
RUNS SCORED	3, 4/3/11 for CIN vs. MIL
WALKS	3, 8/23/12 for CIN at PHI
STRIKEOUTS	3, 2 times, last 5/14/14 for TB at SEA
STOLEN BASES	1, 9/14/14 for TB at TOR
HITTING STREAK	8, 2 times, last 4/15/12-4/29/12
EJECTIONS	None

Home Run Notes

MULTI-HOME RUN GAMES (3)
2-HOME RUN GAMES (3)
4/3/11 for CIN vs. MIL
8/13/11 for CIN vs. SD
4/19/14 for TB vs. NYY
LEADOFF HOME RUNS (0)
GRAND SLAMS (1)
5/8/10 for CIN vs. CHC off Justin Berg
PINCH-HIT HOME RUNS (1)
9/1/10 for CIN vs. MIL off Todd Coffey
EXTRA-INNING HOME RUNS (0)
GAME-ENDING HOME RUNS (0)
INSIDE-THE-PARK HOME RUNS (0)

37 HEATH HEMBREE

RHP



Full Name: Richard Heath Hembree
Bats: Right **Throws:** Right **Height:** 6-4 **Weight:** 210
Opening Day Age: 26
Born: January 13, 1989 in Spartanburg, SC
Resides: Cowpens, SC
Major League Service: 48 days
Acquired: From San Francisco with LHP Edwin Escobar in exchange for RHP Jake Peavy and cash on July 26, 2014
Signed By: Jeremy Cleveland (Giants)
Contract Status: Signed through 2015

Career Highlights

- 🔴 Begins his 1st full season in the BOS organization after being acquired from SF via trade on 7/26/14...Was acquired along with LHP Edwin Escobar in exchange for RHP Jake Peavy and cash.
- 🔴 Made his ML debut with the Giants in 2013...Had spent his entire professional career in the SF system after being selected by the club in the 5th round of the 2010 June Draft.
- 🔴 Has totaled 107 saves over his minor league career (2010-14), more than any other pitcher in the minor leagues in that span.
- 🔴 Over his 5-year career in the minors has averaged 11.26 SO/9.0 IP (261 SO/208.2 IP) while holding opponents to a .221 AVG (173-for-784).
- 🔴 Debuted with the Red Sox in their 19-inning game on 8/9/14 at LAA...Threw 4.0 scoreless frames, the 15th through the 18th innings, to keep the score tied.
- 🔴 Allowed his 1st runs in an ML game on 8/26/14 at TOR, snapping his 11-game scoreless streak to start his ML career (12.2 IP)...Did not allow any runs over the first 9 appearances of his ML career with SF in 2013.
- 🔴 Appeared in 12 total games for Triple-A Pawtucket between the regular season and playoffs, helping them win the 2014 International League championship.
- 🔴 Took part in the Red Sox' 2015 Rookie Development Program in Boston.
- 🔴 Named a Pacific Coast League mid-season All-Star at Triple-A Fresno in both 2014 and 2012...Was selected to the California League mid-season All-Star team in 2011.
- 🔴 Set a franchise record with 31 saves for Fresno in 2013...Save total was good for 2nd most in the PCL that year.
- 🔴 Following the 2013 season was rated the Giants' No. 7 overall prospect by *Baseball America*.
- 🔴 Recorded 38 saves in 2011, the most among all minor league pitchers...Led the California League with 21 saves despite only appearing in 26 games.
- 🔴 Converted 32 consecutive save opportunities from 4/16-8/3/11 between San Jose and Double-A Richmond.
- 🔴 Pitched for Scottsdale and was named to the Arizona Fall League's Rising Stars Team in 2012.
- 🔴 **2014: Spent the beginning of the year in the SF organization and ended it with the Red Sox...Was acquired in the Jake Peavy trade on 7/26.**
- 🔴 Combined to go 1-4, 20 saves, 3.71 ERA (19 ER/46.0 IP) and 55 SO in 48 appearances between Triple-A Fresno and Pawtucket...37 of his 48 appearances (77%) were scoreless.
- 🔴 Began the year with Fresno in SF's minor league system...Prior to the season was rated the No. 7 overall prospect in the Giants' system according to *Baseball America*.
- 🔴 Was named a Pacific Coast League Mid-Season All-Star...Led the Fresno staff in saves (18) and finished 3rd in appearances (41).
- 🔴 Ranked T-2nd among all PCL pitchers in saves...Successfully converted each of his first 12 opportunities.
- 🔴 Opened the season with 9 straight scoreless appearances (9.1 IP) and posted a 2.65 ERA (5 ER/17.0 IP) over his first 19 games...Had a 4.84 ERA (12 ER/22.1 IP) over his final 22 contests.
- 🔴 With Fresno posted a 0.56 ERA (1 ER/16.0 IP) in 17 home games and a 6.17 ERA (16 ER/23.1 IP) in 24 road games.
- 🔴 Acquired by BOS along with LHP Edwin Escobar on 7/26 and was optioned to Pawtucket.
- 🔴 Had 6 scoreless appearances in his 7 games with the PawSox and converted 2 saves in his 3 chances.
- 🔴 Appeared in 5 playoff games for Pawtucket, earning 2 saves while posting a 1.50 ERA (1 ER/6.0 IP).
- 🔴 Recalled on 8/5 for his 1st career stint with the Red Sox.
- 🔴 Made his BOS debut throwing 4.0 scoreless innings of relief in the club's 5-4 loss in 19 innings on 8/9 at LAA.
- 🔴 Had his career-best 12.2-inning scoreless streak, which began his ML career, snapped after his first 2 games with BOS...The streak, 9/3/13-8/24/14, began with his ML debut in 2013 and included his first 2 appearances with the Red Sox (5.0 IP).

2013: Made his ML debut with the Giants, making 9 scoreless appearances out of the bullpen.

- 👉 Was selected to the ML roster from Fresno on 9/3 and made his big league debut that night at SD, throwing 1.0 scoreless inning with 2 SO.
- 👉 Held opponents to a .148 AVG (4-for-27) with SF, which included only 1 extra-base hit (double).
- 👉 Struck out 11 of the 19 right-handed batters he faced.
- 👉 Set a Grizzlies franchise record with 31 saves (2nd most in the PCL)...The 31 saves came in 36 opportunities.
- 👉 Appeared in a career-high 63 games between Fresno (54 games) and the Giants (9 games).

2012: Spent the majority of his 3rd professional season with Fresno, where he was named a PCL mid-season All-Star.

- 👉 Recorded 15 saves in 17 chances for the Grizzlies.
- 👉 His 15 saves T-6th among all PCL pitchers and tied for the most on the team with Jean Machi...At the time, 15 saves were tied for 7th most in a single season in club history.
- 👉 Was on the DL from 7/5-8/7 with a flexor tendon strain in his right elbow...Made 5 scoreless appearances (5.0 IP, 0 hits, 1 BB, 7 SO) with High-A San Jose before rejoining Fresno in late August.
- 👉 Named a PCL mid-season All-Star, but did not participate due to his stint on the DL.
- 👉 Earned PCL Pitcher of the Week honors for the week ending 4/30...Recorded 3 saves with no runs or hits allowed in 3 appearances for the week.
- 👉 Following the season pitched for Scottsdale in the Arizona Fall League and was selected to the AFL Rising Stars Team...Converted both of his 2 save chances and posted a 3.00 ERA (3 ER/9.0 IP) in 9 relief appearances for Scottsdale overall.

2011: Combined to go 1-1 with 38 saves, 1.86 ERA (11 ER/53.1 IP) in 54 appearances between San Jose and Double-A Richmond.

- 👉 Led all of minor league baseball with 38 saves.
- 👉 Led the California League with 21 saves despite playing only half of the season with San Jose.
- 👉 Named to the CL mid-season All-Star team.
- 👉 Promoted to Richmond on 6/16.
- 👉 Converted 32 consecutive save opportunities between San Jose and Richmond from 4/16-8/3...Posted a 2.00 ERA (8 ER/36.0 IP) with 63 SO over that stretch.
- 👉 Following the season was named a Topps Single-A All-Star and an MiLB Organization All-Star.

2010: Made his professional debut with the Arizona League Giants.

- 👉 Allowed only 1 run over his 12 appearances and struck out 22 batters without issuing a walk.
- 👉 Recorded a SO in 11 of his 12 appearances and multiple SO's in 9 of the 12 games...None of his 12 appearances were more than 1.0 inning.

Personal

- 👉 Attended the College of Charleston and Spartanburg Methodist College.

In the Community

In January 2015, Heath interacted with fans at Red Sox Winter Weekend...Visited the Jimmy Fund and painted murals at the Curley K-8 School in Boston during the Red Sox Rookie Development Program...In 2014, attended Picnic in the Park, which benefited the Red Sox Foundation...Participated in the Red Sox Holiday Caravan, visiting the Jimmy Fund, Boston Children's Hospital, Beth Israel Deaconess Medical Center, The Base, Shriner's Hospital, Mass General Hospital for Children and Spaulding Rehab...Attended Christmas at Fenway, and greeted fans at the gates before a 2014 home game.

Heath Hembree, Continued

Heath Hembree's Career Record

YEAR	CLUB	W-L	ERA	G	GS	CG	SHO	SV	IP	H	R	ER	HR	HB	BB	SO	WP	BK
2010	AZL Giants	0-0	0.82	12	0	0	0	3	11.0	9	1	1	0	0	0	22	0	0
2011	San Jose	0-0	0.73	26	0	0	0	21	24.2	16	2	2	1	1	12	44	2	0
	Richmond	1-1	2.83	28	0	0	0	17	28.2	20	11	9	1	0	13	34	1	0
2012	San Jose	0-0	0.00	5	0	0	0	0	5.0	0	0	0	0	0	1	7	0	0
	Fresno	1-1	4.74	39	0	0	0	15	38.0	29	24	20	2	4	20	36	2	0
2013	Fresno	1-4	4.07	54	0	0	0	36	55.1	54	26	25	7	1	16	63	3	1
	SAN FRANCISCO	0-0	0.00	9	0	0	0	0	7.2	4	0	0	0	0	2	12	0	0
2014	Fresno	1-3	3.89	41	0	0	0	18	39.1	40	18	17	5	2	13	46	2	0
	Pawtucket	0-1	2.70	7	0	0	0	2	6.2	5	2	2	0	0	5	9	0	0
	BOSTON	0-0	4.50	6	0	0	0	0	10.0	11	5	5	1	0	5	6	1	0
Major League Totals		0-0	2.55	15	0	0	0	0	17.2	15	5	5	1	0	7	18	1	0
Minor League Totals		4-10	3.28	212	0	0	0	107	208.2	173	84	76	16	8	80	261	10	1
Red Sox Totals		0-0	4.50	6	0	0	0	0	10.0	11	5	5	1	0	5	6	1	0

2010 Selected by the San Francisco Giants in the 5th round of the June Draft

2014 Acquired by the Boston Red Sox along with LHP Edwin Escobar in exchange for RHP Jake Peavy and cash on 7/26

Career Fielding Record

YEAR	CLUB	POS	PCT.	G	GS	PO	A	E	TC	DP
2013	SAN FRANCISCO	P	---	9	0	0	0	0	0	0
2014	BOSTON	P	1.000	6	0	1	0	0	1	0
Career Fielding		P	1.000	15	0	1	0	0	1	0

Career Single-Game Highs

INNINGS PITCHED	4.0, 8/9/14 at LAA
LOW-HIT COMPLETE GAME	None
STRIKEOUTS	2, 7 times, last 9/20/14 at BAL
HITS ALLOWED	3, 8/26/14 at TOR
RUNS ALLOWED	3, 8/26/14 at TOR
WALKS ALLOWED	2, 2 times, last 8/24/14 vs. SEA
HOME RUNS ALLOWED	1, 9/20/14 at BAL
WINNING STREAK	None
EJECTIONS	None
SCORELESS INNINGS STREAK	12.2, 9/3/13-8/24/14



94 DALIER HINOJOSA

RHP



Dalier Hinojosa

Full Name: Dalier Hinojosa
Bats: Right **Throws:** Right **Height:** 6-1 **Weight:** 230
Opening Day Age: 29
Born: February 10, 1986 in Isla de la Juventud, Cuba
Resides: Miami, FL
Major League Service: None
Acquired: Signed as an international free agent on October 10, 2013
Contract Status: Signed through 2015

Non-Roster Invitee

Career Highlights

- 👉 Enters his 2nd pro season in the United States after signing with the Red Sox in October 2013.
- 👉 Made his professional debut in 2014 working as a reliever with Triple-A Pawtucket.
- 👉 Pitched for Guantanamo of Cuba's Major League Serie Nacional in 9 seasons...Opened 2004-05 campaign, his 1st in the Serie Nacional, as an 18-year-old.
- 👉 During 2012-13 season, went 9-7 with a 3.40 ERA (46 ER/121.2 IP), 35 BB, and 115 SO in 19 outings (18 starts) with Guantanamo.
- 👉 Participated in the 2014 Red Sox Rookie Development Program.
- 2014: Made his professional debut in the U.S. working out of the bullpen for Triple-A Pawtucket, the International League champions.**
- 👉 Led the PawSox in relief innings (61.2) and finished 2nd on the staff in games (41).
- 👉 Among all IL relievers, finished 3rd in opponent AVG (.183), and 5th in both SO/9.0 IP (9.49) and base runners/9.0 IP (10.65).
- 👉 Held left-handed opponents to a .179 AVG (15-for-84), and righties to a .186 AVG (24-for-129).
- 👉 Posted a 1.83 ERA (7 ER/34.1 IP) over his final 21 games of the season beginning on 6/21...Began the year with a 6.26 ERA (19 ER/27.1 IP) over his first 20 appearances.
- 👉 Struck out a season-high 5 batters in 2.0 innings of work on 5/22 at Syracuse (7 total batters faced).
- 👉 Made 4 appearances for the PawSox in the playoffs, all in relief.
- 👉 Got the win in Pawtucket's series-clinching victory in the Governors' Cup semifinals on 9/5 at Syracuse (2.0 IP, 2 H, ER).
- 👉 Earned a hold in Game 1 of the Governors' Cup Finals, 9/9 vs. Durham (0.2 IP, BB, SO).
- 👉 Struck out 4 in 2.1 innings of work in Game 4, 9/12 at Durham.
- 👉 Threw 1.0 scoreless inning in the Triple-A Championship Game, 9/16 vs. Omaha, a 4-2 loss to the KC affiliate.

Personal

- 👉 Name is pronounced "DAHL-yair ee-no-HOE-sah."
- 👉 Married to Yunieska Delgado.
- 👉 A native of Isla de la Juventud, Cuba, established residency in Haiti before signing with BOS.
- 👉 Appeared in many tournaments as a member of the Cuban National Baseball Team...Named to Cuba's preliminary roster for the 2013 World Baseball Classic...In 2011, participated in the Baseball World Cup and the Pan-American Games...In 2010 pitched a 7.0-inning perfect game against Sri Lanka in the World University Championships and threw a 5.0-inning perfect game against Hong Kong in the International Cup.

In the Community

Dalier was involved in local community outreach through his participation in the Red Sox 2014 Rookie Development program, including visiting Boston Children's Hospital and painting murals at the McKinley Middle School in Boston with members of the Red Sox Scholars program.

Dalier Hinojosa's Career Record

YEAR	CLUB	W-L	ERA	G	GS	CG	SHO	SV	IP	H	R	ER	HR	HB	BB	SO	WP	BK
2014	Pawtucket	3-5	3.79	41	0	0	0	3	61.2	39	27	26	5	1	33	65	6	2

2013 Signed by the Boston Red Sox as an international free agent on 10/10

26 BROCK HOLT

INF/OF



Full Name: Brock Wyatt Holt
Bats: Left **Throws:** Right **Height:** 5-10 **Weight:** 180
Opening Day Age: 26 (Turns 27 on June 11)
Born: June 11, 1988 in Fort Worth, TX
Resides: Stephenville, TX
Major League Service: 1 year, 52 days
Acquired: From Pittsburgh with RHP Joel Hanrahan in exchange for RHPs Mark Melancon and Stolmy Pimentel, INF Ivan De Jesus, and 1B/OF Jerry Sands on December 26, 2012
Signed By: Trevor Haley (Pirates)
Contract Status: Signed through 2015

Career Highlights

- Has played in 156 career major league games over the last 3 years between the Pirates (2012) and Red Sox (2013-14), including 106 games with Boston last season...Was acquired by BOS as part of a 6-player deal on 12/26/12.
- Named 2014 Red Sox Rookie of the Year by the Boston Baseball Writers after topping the club (min. 250 PA) with a .281 AVG as the primary leadoff hitter.
- In 2014, became the 1st Red Sox player ever to start at 1B, 2B, 3B, SS, LF, RF, and CF in a single season...Had previously only appeared at 2B, SS, and 3B.
- Is a .307 hitter with a .372 OBP in parts of 6 minor league campaigns since being selected by PIT in the 9th round of the June 2009 Draft.
- Won the Eastern League batting title with a .322 AVG with PIT's Double-A Altoona affiliate in 2012.
- Was named to his league's mid-season All-Star team in each of his first 4 seasons in the minor leagues: 2011 and 2012 in the Eastern League, 2010 in the Florida State League, and 2009 in the New York-Penn League...Was also an Eastern League Post-Season All-Star in 2012.
- 2014: Led the Red Sox (min. 250 PA) with a .281 AVG in 106 games...Earned Red Sox Rookie of the Year honors from the Boston Baseball Writers.**
- Took over as Red Sox leadoff hitter on 5/23 and batted 1st in 93 of Boston's next 94 games before missing time in September...Reached base safely via hit, walk, or HBP in 79 of his team-high 93 games as leadoff hitter (85%).
- Started at 7 different defensive positions: 3B (39 G/37 GS), RF (35 G/28 GS), SS (12 G/11 GS), 2B (11 G/7 GS), CF (10 G/7 GS), 1B (8 G/8 GS), and LF (8 G/7 GS)...Before the season had never played professionally at any position other than 2B, 3B, and SS.
- Was the 1st Red Sox player ever to start at 1B, 2B, 3B, SS, LF, RF, and CF in a single season, the only major leaguer to accomplish the feat in 2014...According to Elias, was the 1st ML rookie to do it since Possum Whitted for the 1913 Cardinals.
- Topped the team with 12 SB and 5 3B...Ranked 2nd on the club with 68 runs, 4 behind Dustin Pedroia (72)... Boston went 30-24 when he scored.
- Placed among AL rookie leaders in AVG (3rd), runs (3rd), multi-hit games (3rd, 36), SB (3rd), hits (5th, 126), total bases (5th, 171), 2B (5th, 23), 3B (T-4th, 5), BB (6th, 33), XBH (7th, 32), OBP (6th, .331), and SLG (9th, .381).
- Led the AL (4th in MLB) with a .349 AVG (29-for-83) in close and late situations...Hit .315 (45-for-143) in the 7th inning or later.
- Hit .355 (43-for-121) in day games, 2nd best in the AL (min. 100 PA).
- Batted .293 (48-for-164) against left-handed pitching, 5th among AL left-handed batters (min. 150 AB vs. LHP).
- Began the season with Triple-A Pawtucket, where he hit .315 (34-for-108) in 27 games.
- Was recalled for one game on 4/6 when Will Middlebrooks went on the DL (did not play)...Optioned back to the PawSox the next day when Ryan Roberts was signed.
- Recalled on 4/18 and started all 7 games at 3B during his 2nd ML stint of the season (.348, 8-for-23)...Optioned to Triple-A when Middlebrooks returned from the DL on 4/25.
- Recalled on 5/17 and played in 99 of the Red Sox' next 100 games through 9/5 (98 starts).
- Installed as Sox' leadoff hitter on 5/23...From that point through 7/23, led MLB with 77 hits in 54 games.
- Hit 1st career HR on 5/31 vs. TB in the 3rd inning off Jake Odorizzi.
- Went 4-for-4, 4 2B, BB from the leadoff spot on 6/1 vs. TB, his 1st pro start and appearance at 1B...His 4 2B tied the MLB single-game record for the 1st time since BOS' Victor Martinez on 6/1/10 vs. OAK...Was the 6th Red Sox ever with a 4-2B game...According to Elias, was just the 2nd major leaguer since 1900 to go 4-for-4 or better with 4 doubles from the leadoff spot (also PHI's Denny Sothern on 6/6/30 vs. CIN, 5-for-5, 4 2B).
- Topped the Red Sox with a .322 AVG (38-for-118), 10 2B (T-2nd in AL), and 12 XBH in June.

👉 Hit a walk-off single with 1 out in the 9th inning on 7/9 vs. CWS off Javy Guerra, scoring Daniel Nava from 2B to give the Sox a 5-4 win... Was his 1st career walk-off RBI... Came in his 1st career ML start at SS.

👉 Set a career-high in hits going 5-for-6 on 7/13 at HOU, the first 5-hit game by a Red Sox since Dustin Pedroia went 5-for-5 on 6/24/10 at COL... Hit his 1st career leadoff homer off Brad Peacock.

👉 Was leading club qualifiers with a .327 AVG (84-for-257) at the All-Star break (7th in AL).

👉 Had a career-high 12-game hit streak from 8/6-18 (.302, 16-for-53, 2 2B, 3 RBI, 11 R, 6 BB), the longest by a Red Sox all season and 4th longest by an AL rookie... His 12 starts during the streak, from beginning to end, came at 3B, RF, CF, CF, RF, CF, 2B, SS, RF, 3B, 2B, RF.

👉 Was held out of Boston's last 21 games of the season beginning on 9/6 due to concussion symptoms.

2013: Spent most of the season with Triple-A Pawtucket in 1st year in the Red Sox organization... Also appeared in 26 games in 3 ML stints with Boston.

👉 All 17 starts with BOS came at 3B... Overall, played 20 games at 3B and appeared in 5 games at 2B... Hit safely in 11 of 19 ML games with an AB.

👉 Had a hit in 10 straight starts from 7/7-8/1 (.297, 11-for-37).

👉 Totaled 10 RBI in his first 13 games with the Red Sox through 8/2 after entering the season with 3 RBI in his first 23 career ML games.

👉 Recalled for 1st stint with the Red Sox on 7/6... Hit .290 (9-for-31), 8 RBI in 10 games before 7/20 option back to Pawtucket.

👉 Returned to BOS on 7/31 the day after Jose Iglesias was traded to DET... Optioned to Triple-A on 8/18 after going 3-for-28 in 12 ML games.

👉 Appeared in 3 games without a PA after 9/17 recall... Ended the year in an 0-for-13 slide at the big league level.

👉 Spent the majority of the year with Triple-A Pawtucket, with 83 regular season games between 2B (44 G), SS (32 G), and his 1st pro experience at 3B (7 G).

👉 Had a .258 AVG (75-for-291) with 6 2B, 3 HR, and 24 RBI for the PawSox.

👉 Hit .290 (65-for-224) in his last 63 games with Pawtucket after going 10-for-67 (.149) in April.

👉 From 5/1 until his 1st recall on 7/6, hit .315 (45-for-143) with a .381 OBP in 41 games.

👉 Hit safely in 15 straight Triple-A games from 5/23-6/8 (.446, 25-for-56)... Matched the longest hit streak by a PawSox all year.

👉 Hit .171 but led Pawtucket with 5 RBI and 35 AB in the International League playoffs... Delivered game-winning, 2-run, 8th-inning single in Game 1 of the Governors' Cup Finals at Durham (TB) on 9/10.

2012: Made ML debut with 24 games for the Pirates in September/October after combining for a .344 AVG (164-for-477) between Double-A and Triple-A.

👉 His .344 season AVG ranked 3rd among all minor leaguers with at least 450 AB... Combined to hit .373 (114-for-306) over his last 81 minor league games beginning 6/1, 2nd among all full-season minor league qualifiers.

👉 Spent the majority of the season with Double-A Altoona and led Eastern League qualifiers with a .322 AVG (123-for-382)... Was also the 5th-hardest EL player to strike out (8.47 PA/SO)... Named to the EL's mid-season All-Star team as a 2B and to the EL's post-season All-Star squad as the utility player.

👉 Posted a 10-game hit streak with Altoona from 5/18-27... Reached safely via hit, walk, or HBP in 25 straight games from 5/29-6/26.

👉 Promoted to Indianapolis on 8/7 and led the International League with a .432 AVG (41-for-95) in 24 games, his 1st career Triple-A action... Had 14 multi-hit games for Indy, including 3 hits on 8 occasions.

👉 Combined for 104 games at SS and 14 at 2B between the 2 minor league stops.

👉 Hit .292 (19-for-65) in 24 games for the Pirates in his 1st ML experience after 9/1 selection to PIT.

👉 Made 14 starts for the Pirates, all at 2B, including 11 straight from 9/2-14... Also pinch-hit 10 times.

👉 Appeared in each of the Pirates' first 15 September games overall... His first 11 ML starts came from the leadoff spot... Overall went 16-for-51 (.314) as the leadoff hitter.

👉 Made ML debut as a pinch-hitter on 9/1 at MIL... Walked and scored in the 8th inning.



Brock Holt

Brock Holt, Continued

👉 Made 1st career start on 9/2 at MIL and went 2-for-5 with an RBI as the leadoff hitter...Singled off Yovani Gallardo in the 4th inning for his 1st hit...Batted .414 (12-for-29) over his first 8 games with the Pirates through 9/9.

👉 Collected 4 hits in a 6-2 win on 9/4 vs. HOU, his 4th game with the Bucs...Became the fastest Pirate to tally a 4-hit game since Jack Merson on 9/15/1951.

2011: Named a mid-season Eastern League All-Star in his 1st Double-A season.

👉 Spent the entire year with PIT's Altoona affiliate...Ranked 3rd in the league with 9 3B.

👉 Topped qualifying Eastern League 2B in fielding pct. (.980)...Split the year between 2B (98 games) and SS (33).

👉 Named MVP of the Eastern League All-Star Game on 7/13 in New Hampshire...Put the EL West All-Stars ahead with a 2-run HR in the 2nd inning after starting the game at 2B.

👉 Went 32-for-96 (.333) over his last 28 games of the season beginning 8/5.

👉 Following the season, hit .240 (6-for-25) with 3 RBI, and 7 BB in 8 games with Mesa of the Arizona Fall League.

2010: Tabled a Florida State League Mid-Season All-Star...Had season cut short due to injury.

👉 Appeared in 47 games for High-A Bradenton before tearing the MCL in his left leg on 6/5...Missed the remainder of the season...Ranked 2nd in the FSL with 68 hits and was 3rd with a .351 AVG (194 AB) at the time of his injury.

👉 Hit leadoff in each of 46 starts...Led FSL qualifiers with a .383 AVG (23-for-60) in April...Had 15 RBI in 14 April games.

👉 Had 5 straight multi-hit games from 5/29-6/3, including a 5-for-5 effort on 6/2 vs. Lakeland (DET).

2009: Made pro debut with 66 games for Short-A State College and was named a New York-Penn League All-Star.

👉 Ranked 3rd in the NYPL with 76 hits...Was the 3rd-hardest batter in the league to fan (9.19 PA/SO)...Placed 2nd among Pirates farmhands with a .299 AVG (254 AB).

👉 Saw time at SS (45 games) and 2B (18 games).

👉 Went 21-for-43 (.488) during a 10-game hit streak from 8/20-9/3...Hit .351 (39-for-111) in August and September to end the year with a season-high .299 AVG.

Personal

👉 Married to Lakyn.

👉 Hit .348 with 12 HR, and 43 RBI in 59 games as a junior at Rice University in 2009, his 1st and only season with the Owls...That year, led team with 67 R, 250 at-bats, and 11 SB (tied)...Named to All-NCAA Regional Team and All-Silver Glove Trophy Series Team...Served as leadoff hitter in all 57 starts...Hit .375 for the Owls during the NCAA Tournament...Was named to All-NCAA Regional Team and All-Silver Glove Trophy Series Team.

👉 Played as a freshman and sophomore at Navarro College in Texas, where he was a 2-time, First-Team All-Texas Eastern Athletic Conference SS...Helped the Bulldogs set a new school record for wins (46) in 2008.

👉 Graduated from Stephenville (TX) High School in 2006...Twice named First-Team All-District 6-4A, as a SS and as a 2B...Was a 4-year varsity letterman.

👉 Participated in the Red Sox Rookie Development Program in January 2013.

In the Community

In January 2015, Brock interacted with fans at Red Sox Winter Weekend...Over the past two seasons, has attended multiple events benefiting the Red Sox Foundation, such as Casino Night and Picnic in the Park...Has made multiple visits to the Jimmy Fund, in addition to meeting with its patients during visits to Fort Myers and Fenway Park...

...Participated in the Red Sox Destinations program and attended a BoSox Luncheon in 2014...Also attended Red Sox Kids Camps, and Bank of America Youth Day at Fenway Park...Participated in local community outreach, such as visiting Boston Children's Hospital, in conjunction with the 2013 Red Sox Rookie Development program.

Brock Holt's Career Record

YEAR	CLUB	AVG.	G	AB	R	H	2B	3B	HR	RBI	SH	SF	HB	BB	SO	SB	CS	E
2009	State College	.299	66	254	45	76	14	3	6	33	0	4	1	26	31	9	0	9
2010	Bradenton	.347	47	194	31	68	12	1	1	27	2	2	2	19	30	6	6	14
2011	Altoona	.288	132	511	62	147	30	9	1	40	6	5	7	50	85	18	10	14
2012	Altoona	.322	102	382	52	123	24	6	2	43	3	3	4	40	51	11	11	23
	PITTSBURGH	.292	24	65	6	19	2	1	0	3	2	1	0	4	14	0	0	4
	Indianapolis	.432	24	95	13	41	7	0	1	7	1	1	0	9	9	5	2	4
2013	BOSTON	.203	26	59	9	12	2	0	0	11	3	3	0	7	4	1	0	2
	Pawtucket	.258	83	291	35	75	6	0	3	24	2	4	2	30	54	8	3	6
2014	Pawtucket	.315	27	108	21	34	8	2	1	7	0	1	4	8	12	7	1	3
	BOSTON	.281	106	449	68	126	23	5	4	29	5	3	2	33	98	12	2	7
	Major League Totals	.274	156	573	83	157	27	6	4	43	10	7	2	44	116	13	2	13
	Minor League Totals	.307	481	1835	259	564	101	21	15	181	13	20	20	182	272	64	33	73
	Red Sox Totals	.272	132	508	77	138	25	5	4	40	8	6	2	40	102	13	2	9

2009 Signed by the Pittsburgh Pirates as a ninth-round selection in the June Draft

2012 Acquired by the Boston Red Sox with RHP Joel Hanrahan in exchange for RHPs Mark Melancon, RHP Stolmy Pimentel, INF Ivan De Jesus, and 1B/OF Jerry Sands on 12/26

Additional Batting Statistics

YEAR	CLUB	OBP	SLG	OPS	TB	GDP
2012	PITTSBURGH	.329	.354	.683	23	1
2013	BOSTON	.275	.237	.512	14	0
2014	BOSTON	.331	.381	.712	171	7
Major League Totals		.324	.363	.687	208	8

Career Fielding Record

YEAR	CLUB	POS	PCT.	G	GS	PO	A	E	TC	DP		
2012	PITTSBURGH	2B	.938	14	14	22	38	4	64	3		
2013	BOSTON	2B	1.000	5	0	2	2	0	4	0		
		3B	.951	20	17	14	25	2	41	4		
2012	BOSTON	1B	.986	8	8	62	9	1	72	15		
		2B	1.000	11	7	12	23	0	35	4		
		3B	.945	39	37	30	73	6	109	5		
		SS	1.000	12	11	14	41	0	55	6		
		LF	1.000	8	7	7	0	0	7	0		
		CF	1.000	10	7	14	0	0	14	0		
		RF	1.000	35	28	59	1	0	60	0		
		Career Totals		1B	.986	8	8	62	9	1	72	15
				2B	.961	30	21	36	63	4	103	7
				3B	.947	59	54	44	98	8	150	9
		SS	1.000	12	11	14	41	0	55	6		
		LF	1.000	8	7	7	0	0	7	0		
		CF	1.000	10	7	14	0	0	14	0		
		RF	1.000	35	28	59	1	0	60	0		

Brock Holt

Career Single-Game Highs

HITS	5, 7/13/14 at HOU
DOUBLES	4, 6/1/14 vs. TB
HOME RUNS	1, 4 times, last 9/4/14 at NYY
RBI	2, 9 times, last 6/24/14 at SEA
RUNS SCORED	3, 8/26/14 at TOR
WALKS	2, 3 times, last 6/29/14 at NYY
STRIKEOUTS	4, 8/9/14 at LAA
STOLEN BASES	2, 8/25/14 at TOR
HITTING STREAK	12, 8/6-8/18/14
EJECTIONS	None

Home Run Notes

MULTI-HOME RUN GAMES (0)
LEADOFF HOME RUNS (1)
7/13/14 at HOU off Brad Peacock
GRAND SLAMS (0)
PINCH-HIT HOME RUNS (0)
EXTRA-INNING HOME RUNS (0)
GAME-ENDING HOME RUNS (0)
INSIDE-THE-PARK HOME RUNS (0)



78 BRIAN JOHNSON

LHP



Full Name: Christopher Brian Johnson
Bats: Left **Throws:** Left **Height:** 6-4 **Weight:** 235
Opening Day Age: 24
Born: December 7, 1990 in Lakeland, FL
Resides: Cocoa Beach, FL
Major League Service: None
Acquired: Selected in the supplemental round (31st overall) of the 2012 June Draft
Signed By: Anthony Turco (Red Sox)
Contract Status: Signed through 2015

Non-Roster Invitee

Career Highlights

⚡ Entering 4th professional season and 1st in Major League Spring Training camp...Was selected in the first round of the 2012 June Draft with the club's 2nd pick (31st overall)...Was BOS' compensation draft pick for the loss of free agent Jonathan Papelbon.

⚡ Is 15-9 with a 2.23 ERA (58 ER/234.1 IP) in 48 minor league outings, all starts...Has held opponents to a .194 AVG.

⚡ Begins the year as Boston's No. 5 prospect according to *Baseball America*, as well as having the system's best control and best curveball...Also named by *Baseball America* as the No. 82 prospect in baseball.

⚡ In 25 starts between High-A Salem and Double-A Portland in 2014, had the 2nd-lowest opponent AVG (.197) and the 4th-lowest ERA (2.13) in all of minor league baseball (min. 125.0 IP)...Chosen as Red Sox Minor League Pitcher of the Year and selected to *Baseball America's* Minor League All-Star Second Team and Double-A All-Star Team.

⚡ Had his debut season cut short after being hit in the face with a line drive while on the mound for Short-A Lowell on 8/18...The game took place at Fenway Park.

⚡ Participated in the Red Sox Rookie Development Program in January 2015.

2014: Named Red Sox Minor League Pitcher of the Year and earned a spot on both *Baseball America's* Minor League All-Star Second Team and Double-A All-Star Team...Combined to go 13-3 with a 2.13 ERA (34 ER/143.2 IP) in 25 starts between High-A Salem and Double-A Portland.

⚡ Among all minor league pitchers with at least 125.0 IP, ranked 2nd in opponent AVG (.197), 3rd in WHIP (0.97), and 4th in ERA.

⚡ Posted the best ERA among qualifying Red Sox farmhands and also ranked among organizational leaders in wins (3rd) and strikeouts (2nd).

⚡ Began the year with Salem and made 5 starts...Did not allow a run over his last 2 starts (12.0 IP) before 5/2 promotion to Portland for Double-A debut.

⚡ Remained with the Sea Dogs for the duration of the regular season and was named an Eastern League mid-season All-Star...Overall, led the EL in ERA (1.75), WHIP (0.93), and opponent AVG (.189).

⚡ Permitted more than 2 ER in only 1 of his 20 regular season starts with Portland.

⚡ Allowed only 11 ER over his first 10 Double-A starts between May and June (1.67 ERA, 59.1 IP).

⚡ Named Red Sox Minor League Pitcher of the Month for June (4-0, 1.13 ERA, 4 starts).

⚡ In 7 starts after the All-Star break, allowed only 3 ER and 18 hits in 46.1 IP...During that stretch, which began 7/12, had the best opponent AVG in the minors (.118) and the 2nd-best ERA (0.58) and WHIP (0.64).

⚡ Allowed 1 hit over 7.0 IP in back-to-back outings on 7/25 at New Hampshire (0 R, career-high 12 SO) and 7/30 vs. Reading (1 R)...Also permitted 1 hit over 7.0 IP on 8/23 at New Hampshire (1 R, 10 SO).

⚡ Started one playoff game each for Portland and then Pawtucket in his Triple-A debut, combining for a 2.77 post-season ERA (4 ER/13.0 IP).

⚡ Following the season, named the Red Sox' No. 5 prospect by *Baseball America* and as having the best control and best curveball among BOS farmhands...Also named the No. 9 prospect in the EL after the season.

2013: Combined for a 2.54 ERA (24 ER/85.0 IP) between the Rookie-level Gulf Coast League Red Sox (2 starts), Single-A Greenville (15 starts), and High-A Salem (2 starts).

⚡ Started the year in Greenville, where he had 69 SO in 69.0 IP and a 2.87 ERA (22 ER).

⚡ Allowed only 50 hits in 69.0 IP with the Drive for a .197 opponent AVG that ranked 5th in the South Atlantic League (min. 60.0 IP).

⚡ Posted a 2.02 ERA (11 ER/45.0 IP) and 0.93 WHIP in 9 starts from 5/20-8/19.

⚡ Went on the DL (left biceps tendinitis) from 6/4-7/20 and had a 2-start rehab stint with the GCL Red Sox (5.0 IP, 1 H, 0 R).

⚡ After 8/24 promotion to Salem, held opponents to 2 runs in 11.0 IP in 2 regular season starts (1.64 ERA).

Brian Johnson, Continued

Brian
Johnson

- Started Game 2 of the Mills Cup Semifinals at Myrtle Beach en route to Salem's championship (4.0 IP, 3 R, 2 ER).
- Following the season, ranked by *Baseball America* as the No. 14 prospect in the Red Sox' system and the 3rd-best LHP prospect.
- 2012: Made 4 starts with Short-A Lowell in his pro debut before going on the DL for the remainder of the season.**
- Did not allow a run and gave up only 2 hits in 5.2 innings.
- Struck in the face with a line drive in the 1st inning of his 4th professional start on 8/18 vs. Hudson Valley, which was played at Fenway Park...Left the game and missed the duration of the season on the DL (facial fracture).

Personal

- Went 22-12 with a 3.85 ERA (104 ER/243.1 IP) and 196 strikeouts in 49 appearances (46 GS) over 3 seasons at the University of Florida from 2010-12...Also played 1B, batting .324 (155-for-478) with 29 2B, 3 3B, 15 HR, and 91 RBI.
- As a junior at Florida in 2012, named a First-Team All-American by the National Collegiate Baseball Writers Association, selected as a Second-Team Louisville Slugger All-American, earned his 2nd straight First-Team All-SEC selection, and was a finalist for the John Olerud 2-Way Player of the Year Award.
- Was a member of the USA Collegiate National Team in 2010 and 2011...Also played with Yarmouth-Dennis of the Cape Cod League in 2011.
- Named to the SEC's All-Freshman Team as both a starting pitcher and DH in 2010, and was chosen as a Freshman All-American by *Baseball America*.
- Originally selected in the 27th round of the 2009 June Draft by the Dodgers but did not sign.
- Earned Florida Today Player of the Year and Brevard County Player of the Year honors as a junior in 2008 at Cocoa Beach High School.

In the Community

In January 2015, Brian visited the Jimmy Fund and painted murals at the Curley K-8 School in Boston during the Red Sox Rookie Development Program.

Brian Johnson's Career Record

YEAR	CLUB	W-L	ERA	G	GS	CG	SHO	SV	IP	H	R	ER	HR	HB	BB	SO	WP	BK
2012	Lowell	0-0	0.00	4	4	0	0	0	5.2	2	0	0	0	0	1	4	0	0
2013	GCL Red Sox	0-0	0.00	2	2	0	0	0	5.0	1	0	0	0	0	2	7	0	0
	Greenville	1-6	2.87	15	15	0	0	0	69.0	50	29	22	4	4	28	69	7	1
	Salem	1-0	1.64	2	2	0	0	0	11.0	9	2	2	0	0	5	8	1	0
2014	Salem	3-1	3.86	5	5	0	0	0	25.2	23	13	11	0	0	7	33	3	1
	Portland	10-2	1.75	20	20	2	0	0	118.0	78	29	23	6	0	32	99	5	0
Minor League Totals		15-9	2.23	48	48	2	0	0	234.1	163	73	58	10	4	75	220	16	2

2009 Selected by the Los Angeles Dodgers in the 27th round of the June Draft (did not sign)

2012 Signed by the Boston Red Sox as a supplemental-round selection (club's 2nd pick, 31st overall) in the June Draft

56 JOE KELLY

RHP



Full Name: Joseph William Kelly Jr.
Bats: Right **Throws:** Right **Height:** 6-1 **Weight:** 188
Opening Day Age: 26 (Turns 27 on June 9)
Born: June 9, 1988 in Anaheim, CA
Resides: Corona, CA
Major League Service: 1 year, 116 days
Acquired: From St. Louis with OF/1B Allen Craig in exchange for RHP John Lackey, LHP Corey Littrell, and cash considerations on July 31, 2014
Contract Status: Signed through 2015

2015
Red Sox

Career Highlights

🔥 Entering 1st full season in the Red Sox organization after being acquired from STL at the non-waiver trade deadline on 7/31/14...Originally a 3rd-round selection by the Cardinals in the 2009 June Draft.

🔥 Between the Red Sox (2014) and Cardinals (2012-14), has made 48 career starts and 30 relief appearances in the major leagues.

🔥 Among pitchers with at least 300.0 IP since the start of 2012, his career 3.41 ERA (124 ER/327.1 IP) ranks 34th.

🔥 Helped the Cardinals reach the postseason in consecutive seasons (2012-13)...Has a career 3.68 ERA (12 ER/29.1 IP) and .232 opponent AVG in 11 postseason games (4 starts)...Started Game 3 of the 2013 World Series against the Red Sox, allowing 2 runs in a 5.1-inning no-decision, an eventual 5-4 Cardinals win.

2014: Combined to go 6-4 with a 4.20 ERA (45 ER/96.1 IP) in a career-high 17 starts between the Cardinals and Red Sox...Traded to BOS at the non-waiver trade deadline.

🔥 Limited to 7 starts with the Cardinals over the first 4 months of the season due to injury.

🔥 Allowed 1 ER (3 R total) over first 3 starts from 4/5-16 (0.59 ERA, 15.1 IP) but left his 3rd start on 4/16 at MIL after 4.0 innings due to a left hamstring injury suffered while running the bases.

🔥 Placed on the 15-day DL on 4/17 and transferred to the 60-day DL on 6/25.

🔥 Had a 2.61 ERA (3 ER/10.1 IP) in 3 rehab starts with Triple-A Memphis and was activated on 7/11.

🔥 Acquired with OF/1B Allen Craig on 7/31 for RHP John Lackey, LHP Corey Littrell, and cash considerations.

🔥 Slotted into Boston's rotation and made 10 starts over the final 2 months of the season...In that time, led the team with a 4.11 ERA (min. 30.0 IP).

🔥 His 10 starts tied for the club lead from his 8/6 debut through the end of the regular season (also Clay Buchholz)... Allowed 2 runs or less in 5 of those starts, and gave up 3 ER or less 7 times.

🔥 From 8/1 on, ranked among AL leaders in opponent AVG (6th, .215) and opponent SLG (9th, .320).

🔥 Allowed 2 runs or less in 4 of his first 5 starts with BOS, leading club starters in August ERA (3.86).

🔥 Made Red Sox debut against his former team on 8/6 at STL...Allowed 1 run in 7.0 IP but did not factor into the decision in Boston's eventual 2-1 win.

🔥 Stole 3B on 8/12 at CIN for his 1st career SB...Was the 1st SB by a Red Sox pitcher since Bill Landis on 9/8/69 at CLE, and the 1st steal of 3B by a Sox hurler since Tom Brewer on 7/30/59 at CLE (Source: Elias Sports Bureau).

🔥 Gave up a career-high 7 ER in 4.0 IP on 8/17 vs. HOU, his only outing with the Red Sox allowing more than 4 ER... Had a 3.30 ERA (21 ER/57.1 IP) in his other 9 starts for BOS.

🔥 Over his last 7 starts beginning 8/22, posted a 3.65 ERA (18 ER/44.1 IP) and .201 opponent AVG (32-for-159).

🔥 Removed from the game due to precautionary reasons (shoulder) on 8/22 vs. SEA after throwing 5.0 innings with 1 hit...Returned on regular rest on 8/27 at TOR.

🔥 Won 4 of his 5 starts in September, most on the team, including his 1st win as a Red Sox on 9/2 at NYY (6.2 IP, 3 R).

2013: Posted a 2.69 ERA (37 ER/124.0 IP) in 37 games (15 starts) for the Cardinals in his 1st full season in the majors.

🔥 Had the 9th-best ERA among all major league pitchers with at least 100.0 IP.

🔥 All but 1 of his 22 appearances from the start of the season to 6/28 came in relief (0-3, 3.86 ERA) before moving to the rotation on 7/6...Went 10-2 with a 2.18 ERA (21 ER/86.2 IP) in 15 games (14 starts) from that point to season's end.

🔥 Went 9-3 with a 2.28 ERA (22 ER/87.0 IP) as a starter, allowing 2 runs or less in 11 of his 15 starts...Held opponents to a .247 AVG and allowed 5 home runs as a starter.

🔥 Posted a 3.65 ERA (15 ER/37.0 IP) in 22 appearances out of the bullpen.

🔥 STL won 9 of his last 11 starts from 8/1-9/22 and won 11 of his 15 total starts.

🔥 Won a team-season-high 8 straight decisions from 7/12-9/6, including wins in 5 consecutive starts from 8/17-9/6.

🔥 Worked into the 6th inning in 13 starts and 8 of his 15 starts were quality starts.

Joe Kelly, Continued

Joe
Kelly

👉 Posted a 1.97 ERA (23 ER/105.1 IP) after 6/1, the 3rd-best mark among all ML pitchers in that stretch (min. 90 IP) behind MIA's Jose Fernandez (1.50) and LAD's Clayton Kershaw (1.82).

👉 His last relief appearance came on the final day of the regular season on 9/29 vs. CHC...Pitched 5.1 scoreless innings of 3-hit ball with 5 strikeouts.

👉 Allowed just 1 ER in his last 7 relief appearances (19.1 IP, 0.47 ERA).

👉 Had a streak of 19.2 consecutive scoreless innings from 7/12-8/6...Stretch included consecutive scoreless starts on 7/27 at ATL and 8/1 at PIT (12.1 IP).

POSTSEASON: Started 4 games during the 2013 postseason with St. Louis going 2-2 in his starts (0-1, 4.15 ERA, 10 ER/21.2 IP)...Allowed 2 earned runs over 5.1 IP in his start in Game 3 of the NLDS vs. Pittsburgh (no decision)... Started Game 1 of the NLCS vs. LAD and did not get a decision in the 3-2, 13-inning win, allowing 2 runs on 6 hits with 2 walks and 5 strikeouts over 6.0 innings...Took the loss in Game 5 of the NLCS at LA, allowing 4 runs over 5.0 innings...Did not factor in the decision in Game 3 of the World Series against the Red Sox, surrendering 2 runs on 2 hits over 5.1 innings.

2012: Began the season at Triple-A Memphis, starting 12 games before a promotion to STL, where he appeared in 24 games (16 starts).

👉 Recorded a quality start in 10 of his 16 starts, going 4-6 with a 3.74 ERA (38 ER/91.1 IP) as a starter...Posted a 2.30 ERA (4 ER/15.2 IP) in 8 appearances as a reliever, striking out 16.

👉 Ranked among NL rookie leaders in innings (T-5th, 107.0) and strikeouts (T-9th, 75)...His 3.53 ERA was the 2nd lowest among NL rookies with at least 100.0 IP.

👉 Recalled from Memphis on 6/10, a day after his 24th birthday, making his ML debut vs. CLE with 5.0 innings of 1-run ball in a no-decision...Became the 1st STL pitcher to throw at least 5.0 innings, allowing 1 or no runs in his big league debut since Cliff Politte (5.0 IP, 1 R) on 4/2/1998 vs. LAD.

👉 Set the Cardinals' season high for innings in a relief appearance with 5.2 vs. PIT in a 19-inning game on 8/19.

👉 Matched season high with 6 strikeouts over 3.0 innings of relief on 8/24 at CIN...Earned 1st career relief win.

👉 1st ML hit came in the 10th inning at MIA on 6/25, beating out an infield single for the game-winning RBI... Scored the game-winning run as a pinch-runner in the 12th inning vs. LAD on 7/25.

👉 Was leading the Pacific Coast League with a 2.86 ERA (23 ER/72.1 IP) at the time of his recall on 6/10.

POSTSEASON: Posted a 2.35 ERA (2 ER/7.2 IP) in 7 postseason appearances between the NLDS and NLCS...Threw 6 consecutive scoreless outings (7.0 IP) before allowing his 1st runs of the postseason in Game 7 of the NLCS at SF... Had 3 scoreless and hitless appearances (3.2 IP) with 3 strikeouts in the NLDS vs. WSH.

2011: Combined for a 3.68 ERA (54 ER/132.0 IP) in time split between High-A Palm Beach (12 games, 11 starts) and Double-A Springfield (11 starts).

👉 Received an invite to spring training as a relief pitcher.

👉 Named to the Florida State League South All-Star Team.

👉 Ranked among Cardinals farmhands in ERA (T-10th, 3.68), wins (T-3rd, 11), innings (9th, 132.0), SO/9.0 IP (9th, 7.7), and starts (T-10th, 22).

2010: Appeared in 26 games (18 starts) for Single-A Quad Cities in the Midwest League, going 6-8 with a 4.62 ERA (53 ER/103.1 IP).

👉 Named Midwest League Pitcher of the Week for 7/26-8/1 (6.2 IP, 1 R, 0 ER, 11 SO).

👉 Had a 1.44 ERA (4 ER/25.0 IP) in 8 relief appearances compared to a 5.63 ERA as a starter (18 GS).

👉 After the season, rated as the 10th-best prospect in the Cardinals organization by *Baseball America*.

2009: Made 16 appearances, including 2 starts, at Short-A Batavia in his 1st pro season.

👉 Posted a 4.75 ERA (16 ER/30.1 IP) with 30 strikeouts to 11 walks and did not allow a home run.

👉 Tied for the 5th-most appearances on the club (16) and ranked 4th on the team with 6 games finished.

Personal

👉 Married to Ashley Parks.

👉 Played at the University of California at Riverside, where he set the team's career saves record (24)...Named Big West Conference 2007 Freshman of the Year and 1st Team all-Big West.

👉 Pitched for Yarmouth-Dennis of the Cape Cod League in 2008.

👉 Played for USA National Team in 2007, winning a silver medal in the Pan-American Games.

👉 Son of Joseph Kelly, a former wide receiver for Vanderbilt University who was signed as a free agent by the San Diego Chargers.

In the Community

Since joining the Red Sox in July 2014, Joe has been involved in many community events, such as attending Red Sox Winter Weekend in January 2015 and the Red Sox Foundation's Picnic in the Park in 2014...Participated in the Red Sox Destinations program, and greeted fans at the gates before a 2014 home game.

Joe Kelly, Continued

Joe Kelly's Career Record

YEAR	CLUB	W-L	ERA	G	GS	CG	SHO	SV	IP	H	R	ER	HR	HB	BB	SO	WP	BK
2009	Batavia	2-3	4.75	16	2	0	0	1	30.1	33	23	16	0	3	11	30	3	0
2010	Quad Cities	6-8	4.62	26	18	0	0	1	103.1	103	66	53	3	7	45	92	12	2
2011	Palm Beach	5-2	2.60	12	11	0	0	0	72.2	56	26	21	1	8	34	62	5	0
	Springfield	6-4	5.01	11	11	0	0	0	59.1	70	40	33	7	5	25	51	2	1
2012	Memphis	2-5	2.86	12	12	0	0	0	72.1	75	29	23	2	4	21	45	2	0
	ST. LOUIS	5-7	3.53	24	16	0	0	0	107.0	112	50	42	10	3	36	75	4	0
2013	ST. LOUIS	10-5	2.69	37	15	0	0	0	124.0	124	42	37	10	5	44	79	3	0
2014	ST. LOUIS	2-2	4.37	7	7	0	0	0	35.0	41	19	17	3	3	10	25	3	0
	Memphis	0-0	2.61	3	3	0	0	0	10.1	8	3	3	1	0	6	4	0	1
	BOSTON	4-2	4.11	10	10	0	0	0	61.1	47	29	28	5	4	32	41	0	0
	Major League Totals	21-16	3.41	78	48	0	0	0	327.1	324	140	124	28	15	122	220	10	0
	Minor League Totals	21-22	3.85	80	57	0	0	0	348.1	345	187	149	14	27	142	284	24	4
	Red Sox Totals	4-2	4.11	10	10	0	0	0	61.1	47	29	28	5	4	32	41	0	0

2009 Signed by the St. Louis Cardinals as a third round selection in the June Draft

2014 On disabled list with a strained left hamstring, 4/17-7/10

2014 Acquired by the Boston Red Sox with 1B/OF Allen Craig in exchange for RHP John Lackey and LHP Corey Littrell

Division Series Record

YEAR	CLUB	W-L	ERA	G	GS	CG	SHO	SV	IP	H	R	ER	HR	HB	BB	SO	WP	BK
2012	STL vs. WSH	0-0	0.00	3	0	0	0	0	3.2	0	0	0	0	0	1	3	0	0
2013	STL vs. PIT	0-0	3.38	1	1	0	0	0	5.1	5	3	2	0	0	4	5	0	0
	Division Series Totals	0-0	2.00	4	1	0	0	0	9.0	5	3	2	0	0	5	8	0	0

League Championship Series Record

YEAR	CLUB	W-L	ERA	G	GS	CG	SHO	SV	IP	H	R	ER	HR	HB	BB	SO	WP	BK
2012	STL vs. SF	0-0	4.50	4	0	0	0	0	4.0	6	2	2	0	0	3	2	0	0
2013	STL vs. LAD	0-1	4.91	2	2	0	0	0	11.0	13	6	6	2	1	2	8	1	0
	LCS Totals	0-1	4.80	6	2	0	0	0	15.0	19	8	8	2	1	5	10	1	0

World Series Record

YEAR	CLUB	W-L	ERA	G	GS	CG	SHO	SV	IP	H	R	ER	HR	HB	BB	SO	WP	BK
2013	STL vs. BOS	0-0	3.38	1	1	0	0	0	5.1	2	2	2	0	0	3	6	0	0

Career Fielding Record

YEAR	CLUB	POS	PCT.	G	GS	PO	A	E	TC	DP
2012	ST. LOUIS	P	.938	24	16	11	19	2	32	3
2013	ST. LOUIS	P	.906	37	15	13	16	3	32	2
2014	ST. LOUIS	P	1.000	7	7	2	3	0	5	0
	BOSTON	P	1.000	10	10	3	3	0	6	0
	Career Totals	P	.933	78	48	29	41	5	75	5

Career Batting Totals

	AVG.	G	AB	R	H	2B	3B	HR	RBI	SH	SF	HB	BB	SO	SB	CS	E
Major League Totals	.171	86	82	7	14	4	0	0	4	8	1	2	0	23	1	0	5

Career Single-Game Highs

INNINGS PITCHED	7.1, 9/27/14 vs. NYY (start) 5.2, 8/19/12 for STL vs. PIT (relief)
LOW-HIT COMPLETE GAME	None
STRIKEOUTS	6, 7 times, last 9/8/14 vs. BAL
HITS ALLOWED	10, 8/3/12 for STL vs. MIL
RUNS ALLOWED	7, 2 times, last 8/17/14 vs. HOU
WALKS ALLOWED	6, 8/17/14 vs. HOU
HOME RUNS ALLOWED	2, 4 times, last 8/17/14 vs. HOU
WINNING STREAK	8, 7/12/13-9/6/13
EJECTIONS	None
SCORELESS INNINGS STREAK	19.2, 7/12/13-8/6/13

61 BRYAN LAHAIR

1B/OF

Full Name: Bryan Allan LaHair
Bats: Left **Throws:** Right **Height:** 6-5 **Weight:** 245
Opening Day Age: 32
Born: November 5, 1982 in Worcester, MA
Resides: Surprise, AZ
Major League Service: 1 year, 100 days
Acquired: Signed as a minor league free agent on January 26, 2015
Signed By: Mark Leavitt (Mariners)
Contract Status: Signed through 2015



Bryan
LaHair

Non-Roster Invitee

Career Highlights

- 👉 Entering his 13th professional season and 1st in the Red Sox organization.
- 👉 Has hit .260 (139-for-535) with 21 HR and 56 RBI over 3 ML seasons with SEA (2008) and CHC (2011-12).
- 👉 Selected to the 2012 NL All-Star team in his 1st full ML campaign, hitting .259 (88-for-340) with 16 HR and 40 RBI for the Cubs that season.
- 👉 Has totaled 164 HR and hit for a .288 AVG (1,159-for-4,023) in 1,081 career minor league games.
- 👉 Hit 89 HR with 275 RBI at the Triple-A level during a 3-year span from 2009-11.
- 👉 Named the 2011 Pacific Coast League Most Valuable Player after batting .331 (151-for-456) with 91 R, 38 2B, 38 HR, 109 RBI, and a 1.069 OPS in 129 games with Triple-A Iowa.
- 👉 Named SEA's Minor League Most Valuable Player in 2006.
- 👉 Played for Nippon Professional Baseball's Fukuoka SoftBank Hawks of the Japan Pacific League in 2013.
- 👉 Born and raised in Worcester, MA, where he graduated from Holy Name Cathedral Catholic High School.

2014: Returned from a year in Japan and spent the season in CLE's system, combining with Double-A Akron (101 G) and Triple-A Columbus to hit .223 (89-for-399) with 40 R, 19 2B, 2 3B, 5 HR, and 64 RBI.

- 👉 Opened the season with Columbus and hit .114 (4-for-35) in 10 games.
- 👉 Transferred on 4/26 to Akron, where he spent the remainder of the season.
- 👉 Led the RubberDucks with 50 BB and 60 RBI...Also ranked 4th in 2B (17), T-5th in HR (5), and 6th in hits (85).
- 👉 Produced a 9-game hitting streak from 5/5-16 (.444, 16-for-36, HR, 15 RBI)...Tallied a season-high 4 hits and 5 RBI on 5/16 at Erie.
- 👉 Hit safely in 12 of 13 games from 6/30-7/18, including an 8-game hitting streak from 6/30-7/8.
- 👉 Made 80 starts at 1B and recorded a .995 fielding percentage (4 E/729 TC) with Akron.

2013: Hit .230 (80-for-348) with 16 HR and 57 RBI in 111 games with NPB's Fukuoka SoftBank Hawks.

2012: Selected to the National League All-Star team in his 1st full ML season...Hit .259 (88-for-340) with 16 HR and 40 RBI in 130 games with CHC.

- 👉 Produced a .994 fielding percentage (3 E/466 TC) in 58 games at 1B...Also played RF (34 G) and LF (2 G).
- 👉 Went 85-for-292 (.291) vs. RHP and 3-for-48 (.063) against lefties.
- 👉 Led the club with 10 pinch-hits...Batted .278 (10-for-36) with 3 2B, 1 HR, and 6 RBI in a pinch-hit role.
- 👉 Had 10 go-ahead RBI and drove in the game-winning run 5 times...Had 15 two-out RBI.
- 👉 11 of his 16 HR either tied the game or gave the Cubs a lead.
- 👉 Posted a .390 AVG (23-for-59) in April and batted .384 (33-for-86) in his first 28 games to start the season (4/7-5/9)...Hit .210 (38-for-181) in 81 games from 6/6 through the end of the season.
- 👉 Reached base safely in 32 straight games from 4/8-5/15, tying for the 2nd-longest streak by a Cubs 1B since 1945.
- 👉 Drove in a run in 5 straight games with an at-bat from 4/20-25.
- 👉 Hit a solo HR onto Sheffield Avenue in the 2nd inning on 4/9 vs. MIL.
- 👉 Launched his 1st ML grand slam in the 3rd inning off Adam Wainwright on 4/13 at STL.
- 👉 Drew a 12-pitch BB as a pinch hitter with 1 out in the 9th inning on 4/23 vs. STL...Scored the tying run in the Cubs' 3-2 come-from-behind win...Homered in each of the final 2 games of the STL series at Wrigley Field (4/24-25).
- 👉 Homered in 5 of 8 games from 4/24-5/3.

Bryan LaHair, Continued

👉 Had his 1st career 4-hit game on 5/14 at STL, going 4-for-4 with a 2-run HR...Also tallied his 1st career stolen base, swiping 2nd in the 7th inning.

👉 Participated in the 83rd MLB All-Star Game at KC's Kauffman Stadium on 7/10...Entered the game as a defensive replacement (1B) in the bottom of the 7th inning and grounded out to SS in the top of the 9th in his lone at-bat.

👉 With the bases loaded and 2 outs in the bottom of the 9th inning of the season finale on 10/3 vs. HOU, singled in Darwin Barney, giving the Cubs a 5-4, walk-off win...Also clubbed a 2nd-inning solo HR, his 1st since 8/22 at MIL.

👉 Signed to play with Nippon Professional Baseball's Fukuoka SoftBank Hawks for the 2013 season on 11/26.

2011: Named the Pacific Coast League Most Valuable Player and a postseason All-Star with Triple-A Iowa after batting .331 (151-for-456) with 91 R, 38 2B, 38 HR, 109 RBI, a .405 OBP, and .664 SLG in 129 games...Also hit .288 (17-for-59) with a .377 OBP and .508 SLG in 20 ML games with the Cubs.

👉 Led Minor League Baseball with an Iowa franchise-record 38 HR...Also led the PCL with 76 XBH, 303 total bases, a .664 SLG, and a 1.070 OPS...Tied for the league lead in RBI.

👉 His 38 HR surpassed Joe Hicks' previous Iowa record of 37 in 1984...Joined Mel Hall (1982) as only the 2nd player in franchise history with at least 30 HR and 30 2B in the same season.

👉 Became only the 7th PCL player in the last 15 seasons to record at least 300 total bases.

👉 Was named a mid-season PCL All-Star and participated in the Triple-A Home Run Derby.

👉 Ranked 6th in the league in AVG, 4th in 2B and T-5th in runs.

👉 Produced a .992 fielding percentage (7 E/860 TC) in 109 games at 1B for Iowa.

👉 Hit above .330 in April (.343), May (.379), June (.370), and August (.336).

👉 Recorded four 2-HR games, including back-to-back performances on 5/8 and 5/10.

👉 Had 44 multi-hit performances, including 13 games with at least 3 hits and 4 games with 4 hits...Recorded multi-hit hits in 5 consecutive games from 5/8-13 (.700, 14-for-20, 11 R, 3 2B, 5 HR, 9 RBI) and in 6 straight games from 6/13-19 (.444, 12-for-27, 8 R, 3 HR, 7 RBI).

👉 Tied a single-game franchise record with 4 doubles on 8/23 vs. Oklahoma City.

👉 Recalled by CHC on 9/2 and made his Cubs debut on 9/4 vs. PIT, his 1st ML action since 2008 with SEA...Went 2-for-4 with an RBI while manning LF.

👉 Hit safely in 13 of his first 16 games played with an at-bat, including a 7-game hitting streak to start his stint with the Cubs.

👉 Belted a game-tying, 2-run, pinch-hit HR with 2 outs in the 9th inning on 9/6 off CIN's Mike Leake...Was his first big league HR since 9/20/08 at OAK with SEA.

👉 With CHC, made 9 starts in RF and 5 starts in LF, marking his first big league action in the OF...Played 4 games (2 starts) at 1B.

👉 Following the season, played in 47 games with Magallanes of the Venezuelan Winter League.

2010: Hit .308 (130-for-422) with 25 HR and 81 RBI in 125 games with Triple-A Iowa in his 1st season in the Cubs organization.

👉 Led the Pacific Coast League with 9 intentional walks.

👉 Tied for the club lead in HR and ranked 3rd in games, hits and RBI.

👉 Made 46 starts at 1B, 48 in LF, and 2 in RF.

👉 Batted .337 (105-for-312) vs. RHP and .227 (25-for-110) against lefties.

👉 Hit .323 (20-for-62) in April, .395 (34-for-86) in July and .316 (31-for-98) in August.

👉 Was named PCL Player of the Week on 8/2 after hitting .440 (11-for-25) with 4 HR and 16 RBI from 7/26-8/1.

👉 Clubbed a season-high 3 HR on 7/31 at Oklahoma City, going 4-for-7 with 3 R and a season-high 7 RBI.

👉 Following the season, hit .292 (7-for-24) in 7 games with Oriente of the Dominican Winter League.

2009: Batted .289 (132-for-457) in 121 games with Triple-A Tacoma, setting a career mark with 26 HR...Named a Pacific Coast League mid-season All-Star...Recorded a .354 OBP and .530 SLG.

👉 Ranked 3rd among Mariners farmhands in HR and T-4th in RBI (85).

👉 Led the Rainiers in games, hits, HR, and RBI.

👉 Averaged a HR every 17.58 AB, the 5th-best mark in the PCL.

👉 Did not commit an error in 458 total chances at 1B (38 G), LF (66 G), and RF (21 G).

👉 Had 35 multi-hit games, including three 4-hit games.

👉 Was 101-for-323 (.313 AVG) vs. RHP, compared to 31-for-134 (.231) vs. LHP.

👉 Hit .327 (74-for-226) with 18 2B and 68 RBI with runners on base, including .313 (40-for-128) with RISP.

👉 Recorded a .379 AVG (33-for-87) and 1.134 OPS in 23 July games (.433 OBP, .701 SLG).

👉 Hit .294 (53-for-180) with 34 RBI following the All-Star break.

👉 Signed by the Chicago Cubs as a minor league free agent on 12/23 after spending his first 7 professional seasons in the Mariners organization.

2008: Made his ML debut, hitting .250 (34-for-136) with 3 HR in 45 games (39 starts) with SEA...Also hit .263 (83-for-316) with a .356 OBP and .465 SLG in 86 games with Triple-A Tacoma.

- 👉 Produced a .996 fielding percentage (3 E/669 TC) in 74 games at 1B with Tacoma and a .993 mark (2 E/297 TC) in 36 games with the Mariners.

- 👉 Began the season with Tacoma and hit .301 (28-for-93) in April.

- 👉 Hit safely in 12 of his final 13 games with the Rainiers from 6/23-7/14 (.340, 17-for-50).

- 👉 Recalled by the Mariners on 7/18 and made his MLB debut that night vs. CLE as a pinch hitter (0-for-1).

- 👉 Recorded his 1st ML hit on 7/22 vs. BOS, a single to RF off Daisuke Matsuzaka.

- 👉 Hit his 1st career HR off Scott Feldman on 7/28 at TEX...Homered in consecutive games from 7/28-29 at TEX, becoming the first SEA rookie to do so since Kenji Johjima in 2006.

- 👉 Hit safely in 20 of 23 games from 7/22-8/17, batting .320 (24-for-75) in that span after starting his ML career 0-for-8.

2007: Appeared in 138 G with Triple-A Tacoma, batting .275 (152-for-552) with 12 HR and 81 RBI.

- 👉 His 46 2B led the club and ranked 2nd in the Pacific Coast League.

- 👉 Ranked 2nd on the team in hits (152) and 3rd in RBI (81).

- 👉 Recorded 38 multi-hit games, including three 4-hit contests.

- 👉 Produced a .994 fielding percentage (7 E/1,266 TC) in 133 games at 1B.

- 👉 Tallied a season-high 11-game hitting streak from 7/28-8/7 (.317, 13-for-41).

- 👉 Batted .306 (38-for-124) in his final 32 games...Was a .303 (61-for-201) hitter following the All-Star break.

- 👉 Following the season, ranked by *Baseball America* as the Mariners' 19th-best prospect.

2006: Named SEA's Minor League Most Valuable Player...Combined for a .309 AVG (131-for-424) with 16 HR and 74 RBI in 114 games between Double-A San Antonio and Triple-A Tacoma.

- 👉 Ranked 4th among Mariners farmhands in HR, RBI and AVG.

- 👉 Produced a .998 fielding percentage (1 E/482 TC) in 52 games at 1B with Tacoma.

- 👉 Recorded 18 multi-hit games, including four 3-hit games and one 4-hit game.

- 👉 Named to the Texas League All-Star team, but was unable to play after being promoted to Tacoma on 6/12.

- 👉 Registered a season-high 15-game hitting streak from 6/16-7/7 (.313, 22-for-59).

- 👉 Named Pacific Coast League Player of the Week after hitting .583 (14-for-24) with 12 R, 6 HR, and 14 RBI from 8/7-13.

- 👉 Following the season, ranked by *Baseball America* as the Mariners' 16th-best prospect.

- 👉 Was a member of the USA COPABE Olympic Qualifying Team.

2005: Spent the entire season with High-A Inland Empire, leading SEA's farm system with 113 RBI and ranking T-2nd with 22 HR...Named a California League postseason All-Star...Recorded a .373 OBP and .503 SLG.

- 👉 Named team MVP by the Mariners after leading the 66ers in games (126), runs (81), hits (158), RBI, and BB (51).

- 👉 Recorded 47 multi-hit games, including five 4-hit games and 13 3-hit performances.

- 👉 Posted 25 multi-RBI games, including 9 games with 4-or-more RBI.

- 👉 Batted .354 (64-for-181) with RISP.

- 👉 Produced a .996 fielding percentage in 117 games at 1B (4 E/1,094 TC).

- 👉 Had a season-high 15-game hitting streak from 8/14-29, batting .381 (24-for-63) over that stretch.

- 👉 Hit .381 (48-for-126) with 27 R, 17 XBH, and 36 RBI in 28 August games.

- 👉 Following the season, ranked by *Baseball America* as the Mariners' 29th-best prospect.

- 👉 Was a member of the United States World Cup and CONCEBE Olympic Qualifying teams.

2004: Played in 74 games between Short-A Everett and Single-A Wisconsin, combining to hit .293 (84-for-287) with 35 R, 30 2B, 6 HR, and 35 RBI.

- 👉 Opened the season with Everett and earned a promotion to Wisconsin on 6/26 after hitting .440 (11-for-25) in 7 games...Homered in his first 2 games with the Timber Rattlers (6/26-27).

- 👉 Led Wisconsin with 24 2B, despite playing in only 67 games.

- 👉 Had a season-high 11-game hitting streak from 7/15-25, batting .409.

2003: Saw action in 57 games with Single-A Everett in his professional debut.

Personal

- 👉 Married to Nicole...The couple has two children, Ava Rose and Lincoln.

- 👉 Named an All-Conference First Team honoree in 2003 as a sophomore at St. Petersburg College (FL), hitting .375 with 23 doubles, 8 HR and 62 RBI.

- 👉 Graduated from Holy Name Cathedral Catholic High School in Worcester, MA...Named Gatorade Player of the Year following his senior season.

Bryan LaHair, Continued

Bryan LaHair's Career Record

YEAR	CLUB	AVG.	G	AB	R	H	2B	3B	HR	RBI	SH	SF	HB	BB	SO	SB	CS	E
2003	Everett	.244	57	201	26	49	14	0	2	20	0	0	1	11	40	4	3	3
2004	Everett	.440	7	25	5	11	6	0	1	7	0	1	1	1	3	0	0	1
	Wisconsin	.279	67	262	30	73	24	0	5	28	1	0	1	16	66	0	6	6
2005	Inland Empire	.310	126	509	81	158	28	2	22	113	0	6	3	51	125	0	1	4
2006	San Antonio	.293	60	222	22	65	12	0	6	30	1	1	4	24	52	0	0	4
	Tacoma	.327	54	202	36	66	10	0	10	44	1	3	1	23	49	3	0	1
2007	Tacoma	.275	138	552	79	152	46	2	12	81	1	4	0	49	126	0	1	7
2008	Tacoma	.263	86	316	39	83	26	1	12	53	0	0	1	45	87	1	1	3
	SEATTLE	.250	45	136	15	34	4	0	3	10	1	0	0	13	40	0	1	2
2009	Tacoma	.289	121	457	72	132	28	2	26	85	1	4	3	45	116	0	5	0
2010	Iowa	.308	125	422	71	130	30	0	25	81	0	2	3	51	94	3	1	5
2011	Iowa	.331	129	456	91	151	38	0	38	109	0	6	1	60	111	2	0	8
	CHICAGO (NL)	.288	20	59	9	17	5	1	2	6	0	1	0	9	18	0	0	1
2012	CHICAGO (NL)	.259	130	340	42	88	17	0	16	40	0	1	0	39	124	4	2	5
2013	Fukuoka	.230	111	348	38	80	19	1	16	57	0	2	0	39	121	2	1	4
2014	Columbus	.114	10	35	2	4	2	0	0	4	0	0	0	1	10	0	0	1
	Akron	.234	101	364	38	85	17	2	5	60	0	3	0	50	91	1	1	4
Major League Totals		.260	195	535	66	139	26	1	21	56	1	2	0	61	182	4	3	8
Minor League Totals		.288	1081	4023	592	1159	281	9	164	715	5	30	19	427	970	14	19	47
Japan Totals		.230	111	348	38	80	19	1	16	57	0	2	0	39	121	2	1	4

- 2002 Signed by the Seattle Mariners as a 39th-round selection in the June Draft
- 2009 Signed by the Chicago Cubs as a minor league free agent on 12/23
- 2010 Signed by the Chicago Cubs as a minor league free agent on 11/18
- 2012 Signed by NPB's Fukuoka SoftBank Hawks of the Japan Pacific League on 11/26
- 2014 Signed by the Cleveland Indians as a minor league free agent on 2/14
- 2015 Signed by the Boston Red Sox as a minor league free agent on 1/26

Additional Batting Statistics

YEAR	CLUB	OBP	SLG	OPS	TB	GDP
2008	SEATTLE	.315	.346	.661	47	4
2011	CHICAGO (NL)	.377	.508	.885	30	1
2012	CHICAGO (NL)	.334	.450	.784	153	8
Major League Totals		.334	.430	.764	230	13

All-Star Game Record

YEAR	CLUB	AVG.	G	AB	R	H	2B	3B	HR	RBI	SH	SF	HB	BB	SO	SB	CS	E
2012	NL at KC	.000	1	1	0	0	0	0	0	0	0	0	0	0	0	0	0	0

Career Fielding Record

YEAR	CLUB	POS	PCT.	G	GS	A	E	TC	DP
2008	SEATTLE	1B	.993	36	33	18	2	297	37
2011	CHICAGO (NL)	1B	1.000	4	2	0	0	15	3
	CHICAGO (NL)	OF	.958	14	14	0	1	24	0
2012	CHICAGO (NL)	1B	.994	58	53	18	3	466	44
	CHICAGO (NL)	OF	.967	36	33	0	2	61	0
	Career Totals	1B	.994	98	88	36	5	778	84
		OF	.965	50	47	0	3	85	0

Career Single-Game Highs

HITS	4, 5/14/12 for CHC at STL
DOUBLES	2, 4 times, last 8/11/12 for CHC vs. PIT
HOME RUNS	1, 21 times, last 10/3/12 for CHC vs. HOU
RBI	4, 4/13/12 for CHC at STL
RUNS SCORED	4, 9/11/11 for CHC at NYM
WALKS	3, 9/20/08 for SEA at OAK
STRIKEOUTS	3, 11 times, last 7/29/12 for CHC vs. STL
STOLEN BASES	2, 8/18/12 (2) for CHC at CIN
HITTING STREAK	10, 2 times, last 4/22/12-5/4/12 for CHC
EJECTIONS	None

Home Run Notes

MULTI-HOME RUN GAMES (0)
LEADOFF HOME RUNS (0)
GRAND SLAMS (1)
4/13/12 for CHC at STL off Adam Wainwright
PINCH-HIT HOME RUNS (2)
9/6/11 for CHC vs. CIN off Mike Leake
6/7/12 for CHC at MIL off Francisco Rodriguez
EXTRA-INNING HOME RUNS (0)
GAME-ENDING HOME RUNS (0)
INSIDE-THE-PARK HOME RUNS (0)

59 TOMMY LAYNE

LHP



Full Name: Thomas Kevin Layne
Bats: Left **Throws:** Left **Height:** 6-2 **Weight:** 195
Opening Day Age: 30
Born: November 2, 1984 in St. Louis, MO
Resides: St. Charles, MO
Major League Service: 160 days
Acquired: Signed as a minor league free agent on Nov. 14, 2013
Signed By: Howard McCullough (Diamondbacks)
Contract Status: Signed through 2015

Career Highlights

- 🔴 Entering his 2nd season in the Red Sox organization and his 9th overall year in professional baseball...Attended 2014 spring training as a non-roster invitee with the Red Sox.
- 🔴 Made his ML debut with SD in 2012 after originally being selected by ARI in the 26th round of the 2007 June Draft.
- 🔴 Has posted a 2.03 ERA (10 ER/44.1 IP) with 45 SO over 70 career appearances in the majors between SD (2012-13) and BOS (2014)...All 70 appearances have come in relief.
- 🔴 For his ML career has held left-handed batters to a .168 AVG (17-for-101) with 3 XBH (2 2B, 1 HR).
- 🔴 Has allowed only 1 HR in 44.1 innings in the big leagues...Of his 33 total hits allowed, only 8 have gone for extra bases (5 2B, 2 3B, 1 HR, .285 SLG%).
- 🔴 Went 2-1 with a 0.95 ERA (2 ER/19.0 IP) in 30 games for BOS in 2014...Became the 3rd pitcher in club history to post a sub-1.00 ERA in 30 or more games, joining Jonathan Papelbon (2006) and Dutch Leonard (1914).
- 🔴 Named a 2014 International League mid-season All-Star after going 5-1, 1.50 ERA (8 ER/48.0 IP) in 37 games for Triple-A Pawtucket...Also named an MiLB.com Organization All-Star in 2014.
- 🔴 As a professional, has allowed only 50 HR in 796.1 innings (345 games) between the majors and minors (0.57 HR/9.0 IP).

2014: Made a career-high 30 appearances out of the Red Sox bullpen in his 1st season in the organization.

- 🔴 Was a non-roster invitee to BOS Spring Training and split the season between the majors and Triple-A Pawtucket...His total of 67 games between both clubs was a career high.
- 🔴 Held lefties to a .146 AVG (15-for-103) between both Pawtucket and Boston.
- 🔴 Surrendered only 1 HR on the season between both clubs (67.0 IP/266 batters faced).
- 🔴 Named an International League Mid-Season All-Star.
- 🔴 No runs allowed in 30 of his 37 appearances (81%) for Pawtucket.
- 🔴 Averaged 9.94 SO/9.0 IP and recorded at least 1 SO in all but 9 of his 37 appearances.
- 🔴 Converted all 11 of his save opportunities for the PawSox.
- 🔴 Allowed only 6 hits in 54 at-bats (.111 AVG) with runners in scoring position at Pawtucket and just 2 in 27 at-bats (.074 AVG) with RISP and 2 outs.
- 🔴 Earned wins in 3 straight appearances from 4/13-21, and picked up 4 wins in a span of 5 games, 4/13-28.
- 🔴 Had a season-best 14.1-inning scoreless streak, 4/6-5/2.
- 🔴 Was recalled by BOS as the 26th man for a DH on 7/5 vs. BAL...Appeared in the 2nd game and was optioned back to Pawtucket after the game.
- 🔴 Was scored upon only once over his final 16 appearances for Pawtucket (0.57 ERA).
- 🔴 Was recalled a 2nd time on 8/1 and remained in the Red Sox bullpen for the remainder of the season.
- 🔴 Became just the 3rd pitcher in club history to post an ERA under 1.00 in 30 or more appearances, joining Jonathan Papelbon in 2006 (0.92 in 59 games) and Dutch Leonard in 1914 (0.96 in 36 games).
- 🔴 Allowed only 1 ER (3 runs total; 0.61 ERA, 14.2 IP) over his first 19 appearances with the Red Sox.
- 🔴 Earned his 1st win as a Red Sox on 8/12 at CIN...Was his 1st ML victory since 10/3/12 for SD at MIL.
- 🔴 Ended ML season with 10 scoreless outings (3.2 IP).

2013: Posted a 2.08 ERA (2 ER/8.2 IP) in 14 appearances over his 4 stints with the Padres.

- 🔴 No runs allowed in 11 of his 14 appearances in the majors and no ER in 12 of 14 games.
- 🔴 Held opponents to a .111 AVG (1-for-9) with RISP for SD and stranded 12 of his 13 inherited runners.
- 🔴 Allowed the 1st HR of his big league career on 6/24 vs. PHI, his 33rd career appearance...Began his career with 22.1 innings without surrendering a long ball.

Tommy Layne, Continued

👉 Began the season with Triple-A Tucson where he ranked 2nd on the staff in appearances (49).

👉 Held Pacific Coast League LHH to a .227 AVG (17-for-75).

👉 Did not allow a HR over his final 40 appearances of the season (38.2 IP)...Allowed his only HR of the season on 4/26 vs. Colorado Springs.

2012 Made his ML debut with the Padres in his 6th professional season...Went 2-0 with a 3.24 ERA (6 ER/16.2 IP) in 26 games, all in relief.

👉 Began the season with Triple-A Reno in the Diamondbacks organization before being traded to SD on 5/3...Was assigned to Tucson where he worked out of the starting rotation.

👉 Had a 7.77 ERA in 5 starts for Tucson and was transferred to Double-A San Antonio at the end of May.

👉 Allowed 10 ER in 15.0 IP over his first 3 appearances (2 starts) for San Antonio...Was moved into the bullpen for the remainder of the season and posted a 1.31 ERA (3 ER/20.2 IP) in 29 games.

👉 Overall had a 1.05 ERA (3 ER/25.2 IP) in 30 relief appearances.

👉 Was selected to SD's ML roster on 8/14 and made his ML debut that day at ATL...Struck out all 3 batters he faced in 1.0 scoreless inning of work.

👉 Did not allow a run over his first 11 appearances (8.2 IP) from 8/14-31 (2 H, BB, 14 SO)...Was scored upon just once in his first 19 games (6 H, 2 BB, 20 SO, 1.54 ERA).

👉 Recorded his 1st ML save in his 1st opportunity on 8/22 vs. PIT.

👉 Earned his first ML victory on 9/4 at LAD...Fanned all 3 batters he faced in a scoreless 10th inning in the Padres' 6-3 victory in 11 innings.

👉 Held opponents to a .148 (9-for-61) AVG with SD, which included a .083 AVG (3-for-36) against LHH...RHH were .240 (6-for-25) against him.

👉 Fanned 25 batters in 16.2 IP for the Padres for a 13.5 SO/9.0 IP ratio...Issued only 3 BB in his 26 games.

2011: Appeared in 35 games (18 starts) between Reno and Double-A Mobile, combining to go 12-7 with a 5.75 ERA (89 ER/139.1 IP).

👉 Finished tied for the staff lead in wins (10) for Reno.

👉 Between both clubs was 9-6 with a 6.06 ERA (68 ER/101.0 IP) in 18 starts and 3-1 with a 4.93 ERA (21 ER/38.1 IP) in 17 relief appearances.

👉 Went 4-0 with a 2.30 ERA (7 ER/27.1 IP) in 9 games (2 starts) in May.

👉 Was transferred to Mobile in July...Made 3 starts for the club, earning wins in his first 2 (2-0, 2.84 ERA, 4 ER/12.2 IP).

2010: Went 12-7 with a 3.74 ERA (62 ER/149.1 IP) in 26 starts for Mobile...Led the staff in wins, complete games (3) and innings...Finished 3rd on the team in SO (91).

👉 Ranked 2nd among Southern League leaders in complete games, 3rd in wins and innings, and 11th in ERA.

👉 Threw a 4-hit shutout on 5/22 at Birmingham (7.0 IP)...Allowed only 1 ER in 9.0 IP in his 3rd CG of the year, 7/3 vs. Montgomery.

👉 Posted a 1.20 ERA (4 ER/30.0 IP) in 5 starts in July.

👉 Held LHH to a .217 AVG (39-for-180).

👉 Went 2-1 with a 3.14 ERA (5 ER/14.1 IP) in 4 games (2 starts) for Leones de Ponce in the Puerto Rican Winter League.

2009: Combined to go 4-5 with a 3.53 ERA (38 ER/97.0 IP) in 35 games (10 starts) between High-A Visalia and Mobile.

👉 Threw 2.0 or more innings in 16 of his 25 relief appearances for Visalia.

👉 Had a season-best 15.0-inning scoreless streak that spanned 7 games for Visalia from 5/28-6/19.

👉 Allowed 3 runs or fewer in 28 of his 29 appearances for Visalia.

👉 Named ARI's Minor League Pitcher of the Month for July after going 1-1 with a 2.59 ERA (7 ER/24.1 IP) in 9 games (3 starts).



Tommy Layne, Continued

Tommy Layne

👉 Held LHH to a .135 AVG (14-for-104) between both levels.

👉 Pitched for Scottsdale in the Arizona Fall League...Had a 4.97 ERA (7 ER/12.2 IP) in 12 relief appearances.

👉 Made 2 starts for Criollos de Caguas in the Puerto Rican Winter League (0-0, 3.38 ERA).

2008: Worked as both a starter and reliever for Single-A South Bend in his 2nd professional season.

👉 Finished tied for 2nd on the staff in games (35) and 4th in innings (115.0).

👉 Was 5-4 with a 3.54 ERA (27 ER/68.2 IP) in 13 starts and 1-1 with a 3.30 ERA (17 ER/46.1 IP) in 22 relief appearances.

👉 Held opponents to a .224 AVG (39-for-174) as a reliever.

👉 Had a season-best 20.1-inning scoreless streak that spanned 11 games, 4/15-5/25.

👉 Made starts in 10 of his final 11 appearances of the season after appearing as a reliever in 21 of his first 24 games of the season.

2007: Made his professional debut with Rookie-level Missoula.

👉 Struck out 7 in 3.0 scoreless innings in his pro debut on 6/19 vs. Helena.

Personal

👉 Married to Meghan.

👉 Graduated from Zumwalt South (MO) High School in 2003.

👉 Attended Mount Olive College (NC)...Graduated in 2007 with a degree in criminal justice and an emphasis in fire science.

In the Community

In January 2015, Tommy interacted with fans at Red Sox Winter Weekend...Has attended events benefitting the Red Sox Foundation, such as Casino Night and Picnic in the Park in 2014...Also greeted fans at the gates before a 2014 home game.

Tommy Layne's Career Record

YEAR	CLUB	W-L	ERA	G	GS	CG	SHO	SV	IP	H	R	ER	HR	HB	BB	SO	WP	BK
2007	Missoula	4-8	4.63	16	16	0	0	0	79.2	94	49	41	9	2	23	66	7	1
2008	South Bend	6-5	3.44	35	13	0	0	0	115.0	107	48	44	3	6	43	71	3	1
2009	Visalia	4-2	2.86	29	4	0	0	0	66.0	63	27	21	1	3	25	43	7	0
	Mobile	0-3	4.94	6	6	0	0	0	31.0	27	21	17	0	3	19	24	2	0
2010	Mobile	12-7	3.74	26	26	3	1	0	149.1	146	75	62	9	6	57	91	10	1
2011	Mobile	2-0	2.55	3	3	0	0	0	17.2	16	5	5	1	1	6	14	4	0
	Reno	10-7	6.21	32	15	0	0	0	121.2	148	95	84	14	6	57	56	6	0
2012	Reno	0-2	10.35	5	4	0	0	0	20.0	30	24	23	4	2	9	14	1	0
	San Antonio	0-5	3.28	32	2	0	0	1	35.2	31	15	13	2	0	16	36	1	0
	Tucson	0-3	7.77	5	5	0	0	0	22.0	28	20	19	4	3	15	19	0	0
	SAN DIEGO	2-0	3.24	26	0	0	0	2	16.2	9	6	6	0	3	3	25	0	0
2013	Tucson	2-4	4.50	49	0	0	0	0	46.0	49	29	23	1	4	27	41	5	0
	SAN DIEGO	0-2	2.08	14	0	0	0	0	8.2	10	4	2	1	2	5	6	1	0
2014	Pawtucket	5-1	1.50	37	0	0	0	11	48.0	29	8	8	1	1	20	53	7	0
	BOSTON	2-1	0.95	30	0	0	0	0	19.0	14	4	2	0	1	8	14	2	0
	Major League Totals	4-3	2.03	70	0	0	0	2	44.1	33	14	10	1	6	16	45	3	0
	Minor League Totals	45-47	4.31	275	94	3	1	12	752.0	768	416	360	49	37	317	528	53	3
	Red Sox Totals	2-1	0.95	30	0	0	0	0	19.0	14	4	2	0	1	8	14	2	0

2007 Signed by the Arizona Diamondbacks as a 26th round selection in the June Draft

2012 Acquired by the San Diego Padres in exchange for cash considerations on 5/3

2013 Signed by the Boston Red Sox as a minor league free agent on 11/14

Career Fielding Record

YEAR	CLUB	POS	PCT.	G	GS	PO	A	E	TC	DP
2012	SAN DIEGO	P	.500	26	0	1	1	2	4	0
2013	SAN DIEGO	P	1.000	14	0	0	1	0	1	0
2014	BOSTON	P	1.000	30	0	3	2	0	5	1
	Career Totals	P	.800	70	0	4	4	2	10	1

Career Single-Game Highs (In Relief)

INNINGS PITCHED	2.1, 5/26/13 for SD at ARI
STRIKEOUTS	3, 2 times, last 9/4/12 for SD at LAD
HITS ALLOWED	3, 5/26/13 for SD at ARI
RUNS ALLOWED	2, 3 times, last 6/26/13 for SD vs. PHI
WALKS ALLOWED	2, 9/27/13 for SD at SF
HOME RUNS ALLOWED	1, 6/24/13 for SD vs. PHI
EJECTIONS	None
SCORELESS INNINGS STREAK	8.2, 8/14/12-8/31/12

64 DEVEN MARRERO

SS



Full Name: Deven Sommer Marrero
Bats: Right **Throws:** Right **Height:** 6-1 **Weight:** 194
Opening Day Age: 24 (Turns 25 on August 25)
Born: August 25, 1990 in Miami, FL
Resides: Miami, FL
Major League Service: None
Acquired: Selected in the first round (24th overall) of the 2012 June Draft
Signed By: Vaughn Williams (Red Sox)
Contract Status: Signed through 2015

Non-Roster Invitee

Career Highlights

🔥 Entering 4th pro season and 3rd in Major League Spring Training camp...Was BOS's No. 1 selection in the 2012 June Draft (24th overall).

🔥 Tabbed as Red Sox Minor League Defensive Player of the Year in 2014 after posting a .976 fielding percentage between Double-A Portland and Triple-A Pawtucket.

🔥 This is his 2nd straight year entering the season rated by *Baseball America* as the best defensive infielder and as having the best infield arm among Red Sox minor leaguers.

🔥 Also ranked by *BA* as the No. 9 prospect in the Red Sox' organization, the top SS prospect.

🔥 Has stolen at least 16 bases in all 3 minor league campaigns...Named Red Sox Minor League Base Stealer of the Year in 2013...Was successful in 27 of 29 stolen base attempts (93.1%), the best rate among all minor leaguers with at least 25 SB.

🔥 Participated in the 2014 Red Sox Rookie Development Program.

2014: Split the season between Double-A Portland and Triple-A Pawtucket and earned Red Sox Minor League Defensive Player of the Year honors.

🔥 Combined for a .976 fielding percentage (12 E/490 TC), all at SS.

🔥 Between the 2 stops, batted .258 (117-for-454) with 30 2B, 2 3B, 6 HR, 59 RBI, 16 SB, 46 BB and 65 R...Hit .287 (39-for-136) with a .384 OBP against left-handed pitching.

🔥 Began the season with Portland and reached base safely in his first 11 games (.333, 16-for-48, 4 BB, .385 OBP).

🔥 Ranked 3rd in the Eastern League with a .368 AVG (32-for-87) in June...Also named Red Sox Minor League Defensive Player of the Month for June.

🔥 Named Eastern League Player of the Week for 6/16-22 (.650, 13-for-20, 3B, HR, 4 RBI in 6 G).

🔥 Was batting .291 (78-for-268) with a .371 OBP in 68 games prior to 7/2 promotion...Was the Eastern League's leading SS with a .978 fielding percentage (6 E, 271 chances) on that date.

🔥 Played in 50 of Pawtucket's remaining 57 games, all at SS.

🔥 Drove in the game-winning run with a 2-out, RBI 2B in the 10th inning on 7/4 at Syracuse, his 3rd Triple-A game.

🔥 Hit .241 (7-for-29) with 2B, 2 RBI, 2 BB, 2 R, and 2 SH in all 9 of the PawSox' Governors' Cup playoff games en route to the International League title...Also started the Triple-A Championship Game at SS.

🔥 Batted .328 (19-for-58) with 5 2B, 2 RBI, 11 BB, 2 SB, and 13 runs in 17 games for Surprise in the Arizona Fall League...Led the AFL with a .443 OBP and ranked 4th in AVG.

🔥 Following the season, named the No. 3 SS prospect in the Eastern League (No. 19 overall) by *Baseball America*.

🔥 Also ranked by *BA* as the No. 9 prospect in the Red Sox' organization, the top SS, as well as the farm system's best defensive infielder and as having the best infield arm.

2013: Named Red Sox Minor League Base Runner of the Year in 1st full pro season between High-A Salem and Double-A Portland.

🔥 Invited to Major League Spring Training as a non-roster player the spring after being drafted...Was the 1st Red Sox position player to do that since Scott Hatteberg, who joined camp in 1992 after being drafted in 1991...The only Red Sox pitchers to do it in that time are RHP Craig Hansen, signed to a major league contract after being drafted in 2005, and Cuban-born LHP Rolando Viera, drafted as a 27-year-old in 2001.

🔥 Tied for 4th in the Red Sox system with 27 SB and was caught just twice (93.1%)...Was the best SB% among all minor leaguers with at least 25 SB.

🔥 Between the 2 teams, hit .309 (25-for-81) with a .398 OBP against left-handers.

🔥 Combined for a .988 fielding percentage at SS (6 E/509 TC)...Had a .990 mark with Salem (4 E/407 TC), best among Carolina League SS with at least 10 games at the position...Made just 1 miscue over his first 56 games through 7/5.

Deven Marrero, Continued

- 👉 Led the Salem Sox with 21 SB in 23 chances (91.3%)...Was successful in his first 18 SB attempts before being caught for the 1st time in his 74th game of the season on 7/26.
 - 👉 Hit .294 (15-for-51) with 8 doubles in 14 games in April before landing on the DL on 4/23 with a right hamstring strain...Activated 5/12.
 - 👉 Was Boston's Minor League Defensive Player of the Month for May and the club's Minor League Base Runner of the Month for June (5 2B, 7 SB, 0 CS).
 - 👉 Reached safely in 21 straight games from 6/15-7/11 (.321, 26-for-81, 14 BB, .427 OBP).
 - 👉 Notched multiple hits and a SB in 4 straight games from 6/21-24 (.529, 9-for-17, 4 SB).
 - 👉 Hit .389 (7-for-18) with 5 RBI and 6 BB in his last 5 games before an 8/12 promotion to Portland.
 - 👉 Hit safely in 12 of 19 games with the Sea Dogs in his 1st career Double-A action...Drew 6 BB in his final 6 games of the season.
 - 👉 Following the season, ranked by *Baseball America* as the best defensive infielder and as having the best infield arm among Red Sox prospects.
 - 👉 Rated by *Baseball America* as the No. 2 SS prospect in the Carolina League, the league's No. 10 prospect overall... Also tabbed as having the best infield arm in the CL.
- 2012: Red Sox No. 1 selection in the June Draft, was assigned to Short-A Lowell for pro debut.**
- 👉 Led the Spinners and placed 2nd in the New York-Penn League with 24 SB...Also topped Lowell in runs (45), 2B (tied, 14), XBH (19), total bases (92), and BB (34)...Paced club qualifiers in OBP (.358).
 - 👉 Split time between SS (29 games) and DH (35 games).
 - 👉 Batted .341 (31-for-91) with runners on base.
 - 👉 Knocked 1st career HR on 6/26 at Tri-City...Hit a go-ahead solo shot in the 13th inning on 8/11 to give Lowell an eventual 6-5 win at Hudson Valley.
 - 👉 Chosen as the Red Sox Minor League Base Stealer of the Month for July after swiping a NYPL-high 12 bases in 15 attempts...Stole a season-high 3 bases on both 7/29 vs. State College and 8/15 vs. Aberdeen.
 - 👉 Following the season, ranked by *Baseball America* as BOS's No. 10 prospect and as the No. 2 SS prospect (No. 7 prospect overall) in the New York-Penn League.

Personal

- 👉 Was the No. 1 college SS eligible for the 2012 June Draft according to *Baseball America*...Also cited as that draft's top defensive college player and the 2nd-best college athlete available overall.
- 👉 Hit .325 (193-for-593) with 37 2B, 11 3B, 12 HR, 95 RBI, 102 runs, 45 BB, and 32 SB in 150 career games over 3 seasons at Arizona State University from 2010-12, earning all-conference honors in each year...Named a 1st-Team Pac-12 All-Conference selection, 1st-Team Academic All-District VIII selection and picked for the Pac-12 All-Academic 2nd Team as a junior in 2012...Selected as the Pac-10 Defensive Player of the Year and earned 1st-Team All-Pac-10 honors in 2011...Named a Collegiate Baseball 1st-Team Freshman All-American in 2010 after setting a Sun Devils freshman record with a team-leading .397 AVG (62-for-156).
- 👉 Chosen as a Cape Cod League All-Star in 2011, his 2nd season with Cotuit...Also led the Team USA National Collegiate Team with 19 hits and 14 RBI in 14 games in 2011.
- 👉 Earned All-State and All-County honors with American Heritage (FL) High School as a junior in 2008 during the school's state and national title-winning season, a team that also included current KC 1B Eric Hosmer.
- 👉 His cousin, 1B Chris Marrero, was also a 1st round pick (Nationals in 2006 June Draft) and has played 39 major league games with WSH between 2011 and 2013...Is also the cousin of OF/1B Christian Marrero, a White Sox farmhand in 2014.

In the Community

Deven was involved in local community outreach through his participation in the 2014 Red Sox Rookie Development program, including visiting Boston Children's Hospital and painting murals at McKinley Middle School in Boston with members of the Red Sox Scholars program...Attended the Red Sox Foundation's Casino Night in 2014... Met with Jimmy Fund patients during their trip to Fort Myers, and participated in the "Days of Service" event.

Deven Marrero's Career Record

YEAR	CLUB	AVG.	G	AB	R	H	2B	3B	HR	RBI	SH	SF	HB	BB	SO	SB	CS	E
2012	Lowell	.268	64	246	45	66	14	3	2	24	2	1	1	34	48	24	6	9
2013	Salem	.256	85	332	50	85	20	0	2	21	1	0	1	42	60	21	2	4
	Portland	.236	19	72	7	17	0	0	0	5	1	2	0	10	16	6	0	2
2014	Portland	.291	68	268	42	78	19	2	5	39	0	3	2	34	57	12	7	6
	Pawtucket	.210	50	186	23	39	11	0	1	20	2	1	1	12	37	4	1	6
Minor League Totals		.258	286	1104	167	285	64	5	10	109	6	7	5	132	218	67	16	27

- 2009 Selected by the Cincinnati Reds in the 17th round of the June Draft (did not sign)
- 2012 Signed by the Boston Red Sox as a first-round selection (24th overall) in the June Draft

63 JUSTIN MASTERSON

RHP



Full Name: Justin Daniel Masterson
Bats: Right **Throws:** Right **Height:** 6-6 **Weight:** 260
Opening Day Age: 30
Born: March 22, 1985 in Kingston, Jamaica
Resides: Fortville, IN
Major League Service: 6 years, 108 days
Acquired: Signed as a free agent on December 11, 2014
Signed By: Dan Madsen (Red Sox)
Contract Status: Signed through 2015

Career Highlights

🔴 In December, signed a 1-year contract to return to the Red Sox, the organization that signed him as a 2nd-round selection in the 2006 June Draft...Made 67 appearances (15 starts) for BOS from 2008-09 to begin his ML career, going 9-8 with a 3.76 ERA...Was traded to CLE on 7/31/09 in the deal that brought C/1B Victor Martinez to the Red Sox.

🔴 A 7-year ML veteran, has appeared in 240 ML games, making 175 starts and 65 relief appearances between the Red Sox (2008-09), Indians (2009-14), and Cardinals (2014).

🔴 From 2011-13, posted a 3.86 ERA (264 ER/615.1 IP) in 100 outings (96 starts) with the Indians...Threw over 200.0 innings in back-to-back seasons in 2011 (216.0) and 2012 (206.1) and served as the Indians' Opening Day starter in both 2012 and 2013.

🔴 Named an AL All-Star with CLE in 2013...That year, went 14-10 with a 3.45 ERA in 32 appearances (29 starts) and recorded more SO (195) than IP (193.0)...Led 2013 AL qualifiers in opponent SLG (.312) and ground ball/fly ball ratio (2.48).

🔴 Has induced a 57.0 percent ground ball rate in his career, 2nd highest among all major leaguers with at least 1,000.0 IP since 2008 (Tim Hudson, 58.3%).

🔴 In his career, has held right-handed batters to a .220/.306/.301 line and a .607 OPS...Among pitchers that have faced at least 1,500 right-handed batters since 2008, none have a better opponent SLG and only Clayton Kershaw has a better opponent AVG (.214).

🔴 Is 1-0 with a 1.54 ERA (2 ER/11.2 IP) in 10 career postseason appearances, all out of the bullpen between BOS in 2008 and CLE in 2013...Led the 2008 Red Sox and set a club rookie record with 9 appearances in the postseason (1-0, 1.86 ERA).

🔴 At 23 years and 208 days in Game 5 of the 2008 ALCS vs. TB, became the youngest Red Sox pitcher to record a victory in the postseason since Babe Ruth at 21 years old in Game 2 of the 1916 World Series vs. Brooklyn.

🔴 With 2008 debut, became the 1st player born in Jamaica to appear in a game for the Red Sox...Remains the only Jamaican-born pitcher in MLB history and 1 of 4 players overall, along with current Red Sox Hitting Coach Chili Davis (1981-99), Devon White (1985-2001), and Rolando Roomes (1988-90).

2014: Went 7-9 with 116 SO in 128.2 IP and a career-worst 5.88 ERA in 28 outings (25 starts) between CLE and STL...Acquired by the Cardinals at the trade deadline after missing most of July due to injury.

🔴 Had a 59.2% ground ball rate, 2nd highest in the majors behind HOU's Dallas Keuchel (min. 120.0 IP)...Induced 21 ground ball double plays, T-12th in MLB.

🔴 Limited right-handed batters to a .239 AVG (55-for-230) but allowed left-handed batters to hit .320 (86-for-269).

🔴 Among major leaguers, had the 7th-best opponent AVG (.178) and 8th-best opponent OPS (.502) with 2 outs (min. 125 batters faced).

🔴 Combined for 4 scoreless starts, all at least 7.0 IP.

🔴 Walked no more than 2 batters in 4 straight starts from 4/18-5/3, each of at least 6.0 IP (1-1, 2.96 ERA)...Was his longest such streak since an 8-start stretch from 6/25-8/4/11.

🔴 Struck out a season-high 10 batters in 7.0 IP on 6/2 vs. BOS.

🔴 Made 19 starts with the Indians before being placed on the 15-day DL on 7/8 due to right knee inflammation...Was his 1st trip to the DL as a major leaguer...Made 2 rehab starts with Triple-A Columbus (0-1, 5.40 ERA).

🔴 Was reinstated on 7/30 and later that day was acquired by the Cardinals in exchange for OF James Ramsey.

🔴 Made 6 starts for STL, all in August...Appeared in 3 games in September, his only relief outings of the year (3.0 IP).

PITCHERS WITH HIGHEST GROUND BALL RATE SINCE 2008

(min. 1,000.0 IP)

Rk	Player	GB/FB
1.	Tim Hudson	58.3
2.	Justin Masterson	57.0
3.	Trevor Cahill	55.5
4.	Felix Hernandez	53.0
5.	Rick Porcello	52.9

Justin Masterson, Continued

Justin
Masterson

👉 On 12/11, signed by the Red Sox to a 1-year contract for the 2015 season.

2013: Went 14-10 with a 3.45 ERA in 32 outings (29 starts) and named an All-Star for the 1st time.

👉 Placed among AL leaders in wins (T-8th), ERA (15th), shutouts (T-1st, 3), and complete games (T-3rd, 3)...Topped the Indians with 18 quality starts.

👉 Fanned a career-high 195 batters (8th in AL) in 193.0 IP for the 7th-best SO rate in the AL (9.1 SO/9.0 IP).

👉 Led the AL in ground ball/fly ball ratio (2.48) for a 2nd straight season and the 3rd time in 4 years.

👉 Held right-handed batters to a .182 AVG (50-for-275), 3rd best in the AL.

👉 Tossed a career-high 20.0 consecutive scoreless innings from 5/8-24.

👉 Had a 2.81 ERA (18 ER/57.2 IP) in 9 second-half starts...His .210 opponent AVG in that time ranked 3rd in the AL (min. 50.0 IP).

👉 Posted ERA's under 4.00 in April (3.12 in 6 GS), May (3.02 in 6 GS), July (3.12 in 4 GS), August (3.76 in 6 GS), and September (1.93 in 4 G/1 GS).

👉 Won a pair of 1-0 shutouts, on 4/12 vs. CWS and 5/13 vs. NYY (G1).

👉 Named AL Pitcher of the Week for 5/13-19 (2 GS, 16.0 IP, 7 H, 0 R, 5 BB, 20 SO)...Was his 1st career weekly honor.

👉 Became just the 5th pitcher since 1995 to register at least 10 wins and 3 shutouts prior to the All-Star Break, joining Greg Maddux (1998), Dontrelle Willis (2005), Chris Carpenter (2005), and Roy Halladay (2010), the 1st Indians hurler to reach those marks since Gaylord Perry in 1974 (15-3, 3 SHO).

👉 Defeated reigning NL Cy Young Award winner R.A. Dickey on Opening Day in a 4-1 win on 4/2 at TOR...In next start, threw 7.0 scoreless, 2-hit frames in a 13-0 shutout of 2012 AL Cy Young winner David Price on 4/7 at TB...According to Elias, became just the 3rd pitcher in baseball history to record victories against both reigning Cy Young Award winners in the same season (with award winners taking a loss), the 1st to do so in consecutive starts.

👉 Went 3-0 with a 0.41 ERA (1 ER/22.0 IP) in his first 3 starts...Joined Luis Tiant (1966) as the 2nd pitcher in Indians history to win his first 3 starts in a season while allowing 1 or 0 combined runs.

👉 Struck out a season-high 11 batters vs. SEA on 5/19, becoming the 1st Indians pitcher to win 7 starts through the club's first 42 games of a season since 1996 (Charles Nagy).

👉 Won a 1-0 decision on 7/27 vs. TEX...Tied for the most such wins in Indians single-season history, 1st since Greg Swindell in 1988.

👉 Missed most of September with a strained left oblique muscle, suffered on 9/2 vs. BAL.

👉 Came out of the bullpen on 9/25 vs. CWS, his 1st relief appearance since 7/9/11 vs. TOR...Went on to make 3 relief appearances during the final week of the season, allowing no runs in 3.2 IP...Caught the season's final out at 1B on 9/29 at MIN to clinch the AL Wild Card.

POSTSEASON: Pitched the 7th and 8th innings of the AL Wild Card Game vs. TB, allowing no runs with 2 strikeouts...The Indians lost, 4-0.

2012: Led the Indians and finished among AL leaders in starts (T-1st, 34), IP (9th, 206.1), SO (17th, 159), and fewest HR/9.0 IP (6th, 0.79).

👉 Led the AL in ground ball/fly ball ratio (2.36)...Was T-5th with 26 GIDP's induced.

👉 His .232 opponent AVG (77-for-332) vs. right-handed hitters was 10th lowest in the AL.

👉 Crossed 200.0 IP for the 2nd straight season.

👉 Received an average of 3.8 runs of support per 9.0 IP, lowest in the AL (6th lowest in MLB)...Had 2 or fewer runs of support in 21 of his 34 outings.

👉 Posted a season-high 10 SO in his 1st career Opening Day start on 4/5 vs. TOR...Allowed only 1 run and 2 hits in 8.0 IP but did not factor into the 16-inning loss.

👉 Logged 13 straight starts of at least 6.0 IP from 4/27-7/1.

👉 Posted an 18.0-IP scoreless streak from 6/9-20, the longest by a CLE starter all year.

👉 Tossed his 4th career complete game on 6/20 vs. CIN, allowing only an unearned run (3 H, 0 BB, 9 SO).

👉 His 2.05 ERA (8 ER/35.0 IP) in June ranked 6th in the AL.

2011: Finished 12th in the AL with a 3.21 ERA (77 ER/216.0 IP), his best mark in any full season...Also led the Indians in SO (158), starts (33), IP (career-high 216.0), and wins (tied, 12).

👉 Allowed the 2nd-fewest HR/9.0 IP in the AL (0.46)...Was 3rd in the AL in ground ball/fly ball ratio (2.13).

👉 His 3.15 road ERA was 9th best in the AL.

👉 Had a .210 AVG against right-handers (73-for-347), 9th lowest in the AL.

👉 Led AL pitchers with 14 base runners caught stealing (T-1st in MLB).

👉 In his 33 starts, CLE scored 2 runs or less 11 times, including 7 games in which they scored no more than 1 run.

👉 Had a 2.64 ERA (36 ER/122.2 IP) before the All-Star break, 7th best in the AL, compared to 3.95 (41 ER/93.1 IP) afterwards.

👉 Won his first 5 starts of the year, posting a 2.18 ERA (8 ER/33.0 IP) in that span...Had the AL's 7th-best April ERA.

👉 Was winless over 11 starts from 5/1-6/25, going 0-6 with a 3.34 ERA (27 ER/72.2 IP)...CLE scored only 22 runs in those 11 starts and was shut out 4 times...Went 0-3 despite a 2.78 ERA (10 ER/32.1 IP) in 5 June starts.

Justin Masterson, Continued

👉 Went 3-1 with a 1.58 ERA (8 ER/45.2 IP) in 7 July games (6 GS).
 👉 Allowed only 59 hits in 71.2 IP over 10 starts from 6/8-7/30...In that time, ranked 4th in the AL with a 1.76 ERA (14 ER).

👉 Underwent arthroscopic surgery on left, non-throwing shoulder on 10/12 to repair a pre-existing posterior labral tear...The procedure was performed by Dr. Craig Morgan in Wilmington, DE.

2010: Recorded a team-high 140 SO over 180.0 IP pitched during his 1st full season in the Indians' rotation.

👉 Went 6-12 with a 4.78 ERA (90 ER/169.1 IP) in 29 starts and 0-1 with a 3.38 ERA (4 ER/10.2 IP) in 5 relief outings.

👉 Posted a 3-5 record with a 3.84 ERA (32 ER/75.0 IP) in 16 games (11 starts) during the 2nd half of the season.

👉 Ranked 1st in the AL in ground ball/fly ball ratio (2.74)...Was 13th in HR/9.0IP (0.70) and 20th in SLG allowed (.385).

👉 Tossed 1st career shutout on 6/9 vs. BOS (9.0 IP, 2 H, 0 R, 2 BB, 6 SO)...Red Sox did not have a batter reach 2nd base.

👉 Over his last 13 games (8 starts) from 8/4 through the end of the season, went 3-3 with a 2.86 ERA (18 ER/56.2 IP), 9th lowest in the AL.

👉 Was 1-1 with a 2.25 ERA (5 ER/20.0 IP) in 6 September games (2 starts), the AL's 8th lowest ERA that month (min. 20.0 IP).

👉 Loss on 5/24 vs. CWS dropped record to 0-5 and marked his 11th consecutive losing decision dating back to 8/25/09...Ended an Indians-record 17 straight starts without a win with a victory on 6/4 at CWS.

👉 Moved to bullpen after starting on 9/8 at LAA (1 R in 7.0 IP)...In his 1st relief outing on 9/12 vs. MIN, went 7.0 IP, allowing 3 runs (1 ER) with 6 SO in relief of Mitch Talbot (injury).

2009: Split 1st full ML season between the Red Sox and Indians...Went 4-10 with a 4.52 ERA (65 ER/129.1 IP) between 16 starts and 26 relief appearances.

👉 Had the AL's 2nd-lowest opponent AVG vs. right-handed hitters (.203).

👉 Spent the first 4 months of the season with BOS, going 3-3 with a 4.50 ERA (36 ER/72.0 IP) in 31 appearances (6 starts).

👉 Gave up 2 runs or less in 4 of his 6 starts for the Red Sox...Allowed 1 run to win each of his first 2 starts of the season on 4/20 vs. BAL (5.1 IP) and 4/26 vs. NYY (5.1 IP).

👉 Closed out April with a 2.70 ERA (5 ER/16.2 IP).

👉 Acquired by CLE on 7/31 along with LHP Nick Hagadone and RHP Bryan Price in exchange for C/1B Victor Martinez.

👉 Following the trade, compiled a 2.36 ERA (9 ER/34.1 IP) at Progressive Field in 6 outings (5 starts).

👉 Made Indians debut with 3.0 scoreless innings of relief on 8/1 vs. DET before making 10 starts to end the season (1-9, 4.80 ERA).

👉 Finished the season with his 1st career complete game, a 4-hit effort to go along with a career-high 12 SO on 9/30 vs. CWS (G2)...According to Elias, was the 1st major leaguer to lose a 9.0-IP complete game by a 1-0 score with at least 12 SO since BOS' Pedro Martinez (17 SO on 5/6/00 vs. TB).

2008: Made big league debut with 36 games (9 starts) for the Red Sox, going 6-5 with a 3.16 ERA (31 ER/88.1 IP).

👉 Jumped from Double-A Portland to BOS for his ML debut on 4/24 vs. LAA...Held the Angels to 1 run on 2 hits in 6.0 IP but did not factor into the decision...Was the 3rd Red Sox pitcher since 1956 to pitch at least 6.0 innings while allowing 2 hits or less in his debut, joining Jim Lonborg (4/23/65) and Billy Rohr (4/14/67).

👉 Optioned back to the Sea Dogs after the game and returned for a 2nd ML start on 5/20, beating KC for his 1st career win (6.1 IP, 3H, 1R)...Following the game, sent to Pawtucket for Triple-A debut but made 1 start before rejoining BOS on 6/3.

YOUNGEST RED SOX PITCHERS TO WIN A POSTSEASON GAME

AGE	PITCHER	DATE	GAME
21 years, 246 days	Babe Ruth	October 10, 1916	WS G2 vs. BRO
22 years, 349 days	Joe Wood	October 8, 1912	WS G1 at NYG
22 years, 352 days	Joe Wood	October 11, 1912	WS G4 at NYG
22 years, 355 days	Hugh Bedient	October 12, 1912	WS G5 vs. NYG
22 years, 357 days	Joe Wood	October 16, 1912	WS G8 vs. NYG
23 years, 178 days	Dutch Leonard	October 11, 1915	WS G3 vs. PHI
23 years, 208 days	Justin Masterson	October 16, 2008	ALCS G5 vs. TB

Justin Masterson, Continued

👉 Was the 4th Sox pitcher to ever allow 3 hits or less in each of his first 2 ML starts, joining Blaine Thomas (1911), Lee Rogers (1938) and Frank Baumann (1955).

👉 Went 3-0 with a 2.59 ERA (7 ER/24.1 IP) in his first 4 starts, all in BOS...Became the 1st pitcher in Red Sox history to go undefeated in each of his first 4 ML appearances, all as a starter at Fenway Park.

👉 His first 9 outings in the majors through 6/5 were all starts (4-3, 3.67 ERA).

👉 Shifted to the bullpen for 4th stint with the Red Sox beginning on 7/20...Pitched in relief the rest of the season.

👉 His 2.36 relief ERA was 6th lowest among AL relievers with at least 30.0 IP beginning on 7/23.

POSTSEASON: Set a Red Sox rookie record with 9 appearances in the 2008 postseason, all in relief...Went 1-0 with a 1.86 ERA (2 ER/9.2 IP)...Made postseason debut in Game 1 at 23 years, 191 days old, the youngest Red Sox pitcher to appear in a postseason game since Ken Brett (19 years, 24 days) in 1967...Pitched in 5 of 7 ALCS games against TB, going 1-0 with a 1.59 ERA (1 ER/5.2 IP)...Tossed a scoreless 9th to earn the 8-7 win in Game 5...At 23 years, 208 days, was the 7th-youngest Red Sox hurler to win a postseason game, youngest since Babe Ruth at 21 years old in 1916.

2007: Advanced from High-A Lancaster to Double-A Portland in his 2nd pro season, finishing 2nd among Red Sox minor leaguers with 12 wins.

👉 Was named Red Sox Minor League Pitcher of the Month in both June and July...In those 2 months, went 10-1 with a 2.09 ERA.

👉 Combined to go unbeaten over a 12-start span from 6/7-8/5 (10-0, 1.72 ERA).

👉 Earned Eastern League Pitcher of the Week honors for 7/9-15 (2-0, 12.2 IP 3 H, 3 BB, 16 SO), covering the first 2 Double-A starts of his career.

👉 Following the season, named the No. 4 prospect in the Red Sox organization, the 2nd-highest rated pitcher, according to *Baseball America*...Also rated as having the best fastball in the system in the publication's annual Best Tools survey.

2006: Made pro debut in relief for Short-A Lowell, working scoreless ball in 11 of his 14 relief appearances.

👉 Posted a 0.85 ERA (3 ER/31.2 IP), best on the club among pitchers with at least 30.0 IP.

👉 Struck out 33 and walked just 2 batters.

👉 Went 7 consecutive outings without surrendering an ER from 7/15-8/14 (12.2 IP).

👉 Promoted to Single-A Wilmington on 9/6 and pitched for the Blue Rocks the following day in Game 2 of the Carolina League Division Series (3.2 IP, 0 R, BB, 2 SO).

Personal

👉 Married to Meryl...The couple has 3 children.

👉 Was ranked as the No. 24 overall draft-eligible prospect in 2006, according to *Baseball America*.

👉 Went 6-7 with a 4.81 ERA in 17 games (16 starts) as a junior for San Diego State in 2006 (108 SO, 116.0 IP).

👉 Played for Bethel College in Mishawaka, IN from 2004-05...Was inducted into the Bethel Athletics Hall of Fame in 2013.

👉 Graduated from Beavercreek High School in Ohio, where he played basketball and baseball and was inducted into the school's hall of fame in 2014.

👉 Represented the Wareham Gatemen in the 2005 Cape Cod Baseball League All-Star Game.

In the Community

In January 2015, Justin reintroduced himself to fans at Red Sox Winter Weekend...In previous stint with Boston (2008-09), was active in multiple events to support the Jimmy Fund...With the Indians, he and his wife, Meryl, participated in the Shop With A Pro event and Globe Drive, and worked with the Boys & Girls Clubs of Cleveland... Was the Indians' Roberto Clemente Award nominee in 2011 and 2013, and the club's Branch Rickey Award nominee in 2013...Teamed with Bright Hope to raise awareness to those living on less than \$1 a day around the world... Visited Mathare Valley slum in Nairobi, Kenya in November 2013, serving meals and interacting with children... Served as the Baseball Tomorrow Fund/Equipment Drive ambassador...Supports the Make-A-Wish Foundation and makes numerous school visits to speak to children...Active in the One Child Matters program in Moca, DR.

Justin Masterson, Continued

Justin Masterson's Career Record

YEAR	CLUB	W-L	ERA	G	GS	CG	SHO	SV	IP	H	R	ER	HR	HB	BB	SO	WP	BK
2006	Lowell	3-1	0.85	14	0	0	0	0	31.2	20	4	3	0	3	2	33	1	0
2007	Lancaster	8-5	4.33	17	17	0	0	0	95.2	103	56	46	4	6	22	56	1	0
	Portland	4-3	4.34	10	10	0	0	0	58.0	49	29	28	4	2	18	59	3	0
2008	Portland	1-3	4.23	8	8	0	0	0	38.1	37	22	18	0	3	16	37	2	0
	Pawtucket	1-0	2.89	4	1	0	0	0	9.1	6	4	3	1	1	1	8	1	0
	BOSTON	6-5	3.16	36	9	0	0	0	88.1	68	31	31	10	8	40	68	1	0
2009	BOSTON	3-3	4.50	31	6	0	0	0	72.0	72	38	36	7	6	25	67	3	0
	CLEVELAND	1-7	4.55	11	10	1	0	0	57.1	56	35	29	5	2	35	52	2	0
2010	CLEVELAND	6-3	4.70	34	29	1	1	0	180.0	197	107	94	14	11	73	140	12	0
2011	CLEVELAND	12-10	3.21	34	33	1	0	0	216.0	211	89	77	11	11	65	158	5	0
2012	CLEVELAND	11-15	4.93	34	34	1	0	0	206.1	212	122	113	18	13	88	159	14	0
2013	CLEVELAND	14-10	3.45	32	29	3	3	0	193.0	156	75	74	13	17	76	195	8	0
2014	Columbus	0-1	5.56	2	2	0	0	0	11.2	9	7	7	0	0	8	10	2	0
	CLEVELAND	4-6	5.51	19	19	0	0	0	98.0	106	66	60	6	11	56	93	9	0
	ST. LOUIS	3-3	7.04	9	6	0	0	0	30.2	35	24	24	6	4	13	23	5	0
	Major League Totals	60-72	4.24	240	175	7	4	0	1141.2	1113	587	538	90	83	471	955	59	0
	Minor League Totals	17-13	3.86	55	38	0	0	0	244.2	224	122	105	9	15	67	203	10	0
	Red Sox Totals	9-8	3.76	67	15	0	0	0	160.1	140	69	67	17	14	65	135	4	0

- 2006 Selected by the Boston Red Sox as a second-round selection in the June Draft
- 2009 Acquired by the Cleveland Indians with LHP Nick Hagadone and RHP Bryan Price in exchange for C/1B Victor Martinez on 7/31
- 2014 On disabled list with right knee inflammation, 7/8-7/29
- 2014 Acquired by the St. Louis Cardinals in exchange for OF James Ramsey on 7/30.
- 2014 Signed by the Boston Red Sox as a free agent on 12/11

Wild Card Record

YEAR	CLUB	W-L	ERA	G	GS	CG	SHO	SV	IP	H	R	ER	HR	HB	BB	SO	WP	BK
2013	CLE vs. TB	0-0	0.00	1	0	0	0	0	2.0	1	0	0	0	1	0	2	0	0

Division Series Record

YEAR	CLUB	W-L	ERA	G	GS	CG	SHO	SV	IP	H	R	ER	HR	HB	BB	SO	WP	BK
2008	BOS vs. LAA	0-0	2.25	4	0	0	0	0	4.0	6	2	1	0	0	3	3	0	0

League Championship Series Record

YEAR	CLUB	W-L	ERA	G	GS	CG	SHO	SV	IP	H	R	ER	HR	HB	BB	SO	WP	BK
2008	BOS vs. TB	1-0	1.59	5	0	0	0	0	5.2	4	1	1	0	1	2	6	0	0

All-Star Game Record

YEAR	CLUB	W-L	ERA	G	GS	CG	SHO	SV	IP	H	R	ER	HR	HB	BB	SO	WP	BK
2013	AL at NYM																	

Selected--Did Not Play

Career Fielding Record

YEAR	CLUB	POS	PCT.	G	GS	PO	A	E	TC	DP
2008	BOSTON	P	.929	36	9	3	10	1	14	2
2009	BOSTON	P	.944	31	6	2	15	1	18	0
	CLEVELAND	P	.900	11	10	2	7	1	10	1
2010	CLEVELAND	P	.918	34	29	22	34	5	61	1
2011	CLEVELAND	P	.959	34	33	15	32	2	49	4
2012	CLEVELAND	P	.983	34	34	24	34	1	59	2
2013	CLEVELAND	P	.980	32	29	21	27	1	49	3
2014	CLEVELAND	P	.960	19	19	4	20	1	25	5
	ST. LOUIS	P	1.000	9	6	4	2	0	6	0
	Career Totals	P	.953	240	175	97	181	13	291	181

Career Single-Game Highs

- INNINGS PITCHED** 9.0, 6 times, 6/30/13 for CLE at CWS (start)
- 7.0, 9/12/10 for CLE vs. MIN (relief)
- LOW-HIT COMPLETE GAME** 2, 6/9/10 for CLE vs. BOS
- STRIKEOUTS** 12, 9/30/09 for CLE vs. CWS
- HITS ALLOWED** 13, 7/30/10 for CLE at TOR
- RUNS ALLOWED** 10, 7/28/12 for CLE at MIN
- WALKS ALLOWED** 7, 7/18/12 for CLE at TB
- HOME RUNS ALLOWED** 3, 3 times, 8/30/14 for STL vs. CHC (G1)
- EJECTIONS** None
- SCORELESS INNINGS STREAK** 20.0, 5/8/13-5/24/13

20 WADE MILEY

LHP



Full Name: Allen Wade Miley
Bats: Left **Throws:** Left **Height:** 6-2 **Weight:** 150
Opening Day Age: 28
Born: November 13, 1986 in Hammond, LA
Resides: Loranger, LA
Major League Service: 3 years, 44 days
Acquired: From Arizona in exchange for RHPs Rubby De La Rosa and Allen Webster and INF Raymel Flores on December 12, 2014
Signed By: Trip Couch (Diamondbacks)
Contract Status: Signed through 2017 (Club option for 2018)

Career Highlights

👉 Entering 1st season with the Red Sox after being acquired in a December 2014 trade...Originally a supplemental-round selection by ARI in the 2008 June Draft (48th overall)...Has been in the major leagues since first call-up to the Diamondbacks in mid-August 2011.

👉 On 2/5/15, agreed with BOS on a 3-year extension through the 2017 season with a club option for 2018, avoiding arbitration.

👉 Named an NL All-Star in 2012, his 1st full ML season...Also chosen as *The Sporting News*' 2012 NL Rookie of the Year and finished 2nd in BBWAA voting to WSH's Bryce Harper...That year named by the Arizona Baseball Writers as the D-Backs' Most Valuable Pitcher and Rookie of the Year.

👉 Has won 34 games over his 3 full ML seasons from 2012-14, trailing only Clayton Kershaw (51), Madison Bumgarner (47), and Gio Gonzalez (42) among NL lefties...In that time, also led ARI with 95 starts, 598.2 IP, and 474 SO.

👉 Is the only lefty pitcher, and 1 of only 6 pitchers overall, to make at least 33 starts in both 2013 and 2014...His 66 starts over the last 2 seasons are the most in the majors by a left-handed pitcher, trailing only right-handers R.A. Dickey (68), James Shields (68), and Chris Tillman (67) overall.

👉 Since the start of 2012, produced 56 ground ball double plays, 3rd most in the NL.

👉 Over the last 2 years, had a 3.13 ERA (76 ER/218.2 IP) on the road compared to a 4.90 ERA (101 ER/185.1 IP) at Chase Field...In 337.0 IP on the road, Miley owns a 3.31 ERA and a .258 opponent AVG...Has the majors' 8th-lowest HR allowed rate (0.69 HR/9.0 IP) in away games since 2011 (min. 250.0 IP).

2014: Went 8-12 with a 4.34 ERA in his 2nd straight season with 33 starts and over 200 IP (201.1).

👉 Led the Diamondbacks and ranked among NL leaders in SO (12th, 183) and IP (13th).

👉 Among NL left-handers, only Clayton Kershaw (239), Madison Bumgarner (219), and Cole Hamels (198) had more strikeouts.

👉 Ranked 9th among ML lefties with a career-best 8.2 SO/9.0 IP.

👉 Had a 3.17 ERA (37 ER/105.0 IP) in 17 road starts compared to a 5.61 ERA (60 ER/96.1 IP) in 16 home starts...Gave up more than 3 ER in only 3 of his 17 starts on the road.

👉 Tied for the NL lead in no-decisions (13), with 23 of his 33 starts decided by 1 or 2 runs.

👉 His 33 starts tied Bumgarner for the lead among NL left-handers, 1 shy of the overall ML lead (10 pitchers with 34 starts).

👉 Placed 9th among National Leaguers in ground ball-fly ball ratio (1.99).

👉 Was the Diamondbacks' Opening Day starter, suffering the loss on 3/22 vs. LAD in Sydney, Australia (3 ER/5.0 IP).

👉 Set a career high with 11 SO on 5/27 vs. SD (7.0 IP), the most by a D-Backs lefty since Randy Johnson on 8/22/08 vs. FLA (13)...Followed that with 9 SO in his next start on 6/1 vs. CIN (6.0 IP).

👉 Posted a 3.53 ERA (20 ER/51.0 IP) over his final 9 starts of the season beginning on 8/10.

👉 Did not allow a HR over his last 5 starts beginning 9/2 (25.1 IP).

2013: Went 10-10 with a 3.55 ERA (80 ER/202.2 IP) in 33 starts with ARI in his 2nd full season.

👉 Allowed 2 ER or less in 20 starts, T-8th most in the NL.

👉 T-2nd among NL starters with 13 no-decisions...Had 6 potential wins erased by the bullpen, tied for the most in the NL (also WSH's Gio Gonzalez).

👉 Was 6-3 with a 2.67 ERA (32 ER in 107.2 IP) in 17 starts after 7/1...His 2.67 ERA and 107.2 IP were 6th best in the NL during that span.

👉 Ranked 3rd in the NL with a 67.0 ground ball percentage, trailing only PIT's A.J. Burnett (72.4) and Jeff Locke (67.0).

👉 Induced 23 ground ball double plays, T-4th in the NL.

👉 Hit 1st career HR on 4/22 at SF, the 1st by a left-handed hitting starting pitcher at AT&T Park.

👉 Walked 4 batters without allowing a run in the 1st inning on 4/27 vs. COL.

Wade Miley, Continued

- 👉 Career-high 13.2-scoreless IP streak from the 6th inning on 6/26 through the 6th inning on 7/6.
- 👉 Allowed 3 ER or less in 20 of final 22 starts, including a career-high 12 straight from 6/5-8/6 (6-3, 2.34 ERA).
- 2012: Named an All-Star in his 1st full ML season, going 16-11 with a 3.33 ERA (72 ER/194.2 IP) for ARI...Also earned The Sporting News NL Rookie of the Year honors and finished second in BBWAA Rookie of the Year voting.**
- 👉 Was the 17th rookie pitcher ever to be named an All-Star, 1st since FLA's Dontrelle Willis in 2003.
- 👉 Named the Diamondbacks' Most Valuable Pitcher and Rookie of the Year by the Arizona Baseball Writers.
- 👉 T-6th in the NL in wins and ranked 10th in ERA...Also ranked among NL leaders in walk rate (5th, 1.7 BB/9.0 IP), SO/BB ratio (6th, 3.9), and lowest HR rate (7th, 0.65 HR/9.0 IP).
- 👉 His 16 wins were the most by an NL rookie since COL's Jason Jennings won 16 in 2002.
- 👉 Led all NL rookie pitchers in win pct. (16-11, .593), ERA, wins, quality starts (18), SO (144), and IP...Established ARI rookie records in wins, starts, and IP.
- 👉 His .290 opponent OBP was the lowest by a rookie lefty since LAD's Fernando Valenzuela in 1981 (.270).
- 👉 Had a 0.83 ERA (2 ER/21.2 IP) in Interleague action, 4th-lowest in the majors.
- 👉 Named NL Rookie of the Month for April (3-0, 1.29 ERA, 5 games, 2 starts).
- 👉 Made first 3 appearances out of the bullpen before joining the rotation on 4/23.
- 👉 Picked up the win in his season debut on 4/8 vs. SF...Did not allow a hit in 4.0 IP.
- 👉 Earned the win while allowing 2 hits or less in each of his first 2 starts of the season on 4/23 vs. PHI (6.0 IP, 2 H, 0 R, 1 BB, 7 SO) and 4/29 at MIA (6.1 IP, 1 H, 1 R, 0 ER, 2 BB, 6 SO)
- 👉 Set a D-Backs record for a pitcher with an 8-game hitting streak from 4/14-6/1 (.450, 9-for-20).
- 👉 Allowed 1 run while pitching at least 7.0 IP in 4 straight starts from 6/6-24 (3-1, 1.17 ERA).
- 👉 Became only the 5th NL rookie since 1969 with 12 wins before 8/1, the 1st since LAD's Kazuhisa Ishii in 2002 (12).
- 👉 Earned his 14th win on 8/22 vs. MIA, becoming the 1st rookie with at least 14 wins and an ERA under 3.00 in his first 25 games since BAL's Mike Boddicker in 1983 (15-7, 2.58 ERA).
- 2011: Spent the majority of the season in the minors before making ML debut with 8 games (7 starts) for ARI.**
- 👉 Went 8-3 with a 4.30 ERA (62 ER/129.2 IP) in 22 minor league starts between Double-A Mobile and his 1st career Triple-A action with Reno.
- 👉 Made only 8 starts at Triple-A before call-up (4-1, 3.64 ERA, 56 SO in 54.1 IP).
- 👉 Named Triple-A Pacific Coast League Pitcher of the Week for 8/8-14 in his last week in the minors...Threw a 9.0-IP complete game on 8/13 at New Orleans (1 R, 9 SO)...At one point, retired 22 straight batters.
- 👉 His contract was selected from Reno on 8/16.
- 👉 Suffered 1st loss in his ML debut on 8/20 at ATL (5 R, 4.0 IP)...Singled in the 5th inning for his 1st hit.
- 👉 Earned 1st ML win on 8/30 vs. COL in his Chase Field debut.
- 👉 For a 2nd straight year, ranked as ARI's No. 8 by *Baseball America* after the season.
- 2010: Split the season between High-A Visalia and Double-A Mobile...Went 9-7 with a 2.65 ERA (45 ER/153.0 IP) and named D-Backs Minor League Pitcher of the Year.**
- 👉 His 2.65 ERA ranks 2nd among all D-Backs farmhands.
- 👉 Began the year with Visalia and had a 3.25 ERA (29 ER/80.1 IP).
- 👉 Allowed 1 ER or less in 8 of his 14 starts for Visalia, including 7.0 scoreless IP on 5/5 vs. Bakersfield.
- 👉 Joined Mobile on 6/24 and went 5-2 with a 1.98 ERA (16 ER/72.2 IP) in 13 starts down the stretch.
- 👉 Named Southern League Pitcher of the Week for 8/30-9/6 (1-0, 10.0 IP, 8 H, 0 R, 0 BB, 16 SO).
- 👉 Allowed only an unearned run in his only playoff start for the BayBears, but took the loss.
- 👉 Ranked by *Baseball America* as the 8th-best prospect in the D-Backs farm system following the season.
- 2009: Went 6-10 with a 4.20 ERA (60 ER/128.2 IP) in 24 starts between Single-A South Bend and High-A Visalia.**
- 👉 Spent most of the season with South Bend (21 starts).
- 👉 Missed time on the DL in mid-June.
- 👉 Made final 3 starts of the season with Visalia.
- 2008: Spent 1st pro season with 7 relief appearances for Short-A Yakima, all in August.**
- 👉 Allowed 2 total runs in 10.0 IP over his last 5 outings (1.80 ERA).
- 👉 After the season, ranked by *Baseball America* as the No. 5 prospect in the ARI system.

Personal

- ♣ Married to Katy.
- ♣ Played collegiately at Southeastern Louisiana University...Led the Southland Conference with 119 SO as a junior in 2008, the 2nd-highest single-season total in school history and 6th-best total in the nation...Named to the All-Southland Conference First-Team...Was on the Roger Clemens Award Watch List for 2008...His 259 career SO rank 2nd on the school's all-time list.
- ♣ Graduated from Loranger High School in Loranger, LA in 2005.

In the Community

In January 2015, Wade met with fans at Red Sox Winter Weekend...Before joining the Red Sox, was a community contributor in Arizona...On 6/22/14, hosted 25 patients from Phoenix Children's Hospital who got to run the bases, play whiffle ball, get photos and autographs, and enjoy dinner at Chase Field...In 2014, Miley and the MLBPA made a \$5,000 donation to Phoenix Children's Hospital to support those impacted by brain cancer...The donation was made on behalf of Wade's childhood friend, Johnny Santangelo III ("Little Man"), who had a malignant brain tumor (Stage 3) removed at a Phoenix-area hospital that year.

Wade Miley

Wade Miley's Career Record

YEAR	CLUB	W-L	ERA	G	GS	CG	SHO	SV	IP	H	R	ER	HR	HB	BB	SO	WP	BK
2008	Yakima	1-1	4.91	7	0	0	0	0	11.0	11	6	6	0	0	5	11	0	0
2009	South Bend	5-9	4.12	21	21	0	0	0	113.2	127	60	52	8	4	29	91	7	0
	Visalia	1-1	4.80	3	3	0	0	0	15.0	18	10	8	0	0	4	11	0	0
2010	Visalia	4-5	3.25	14	14	0	0	0	80.1	81	36	29	1	1	37	50	10	0
	Mobile	5-2	1.98	13	13	1	0	0	72.2	60	26	16	5	1	28	63	2	3
2011	Mobile	4-2	4.78	14	14	0	0	0	75.1	74	49	40	6	3	28	46	3	2
	Reno	4-1	3.64	8	8	1	0	0	54.1	53	23	22	4	0	16	56	3	2
	ARIZONA	4-2	4.50	8	7	0	0	0	40.0	48	20	20	6	0	18	25	1	0
2012	ARIZONA	16-11	3.33	32	29	0	0	0	194.2	193	79	72	14	2	37	144	6	1
2013	ARIZONA	10-10	3.55	33	33	0	0	0	202.2	201	88	80	21	4	66	147	13	0
2014	ARIZONA	8-12	4.34	33	33	0	0	0	201.1	207	103	97	23	4	75	183	9	0
Major League Totals		38-35	3.79	106	102	0	0	0	638.2	649	290	269	64	10	196	499	29	1
Minor League Totals		24-21	3.69	80	73	2	0	0	422.1	424	210	173	24	9	147	328	25	7

- 2008 Signed by the Arizona Diamondbacks as a supplemental first-round selection (43rd overall) in the June Draft
- 2014 Acquired by the Boston Red Sox in exchange for RHPs Rubby De La Rosa and Allen Webster and INF Raymel Flores on 12/12

All-Star Game Record

YEAR	CLUB	W-L	ERA	G	GS	CG	SHO	SV	IP	H	R	ER	HR	HB	BB	SO	WP	BK
2012	NL at KC	0-0	0.00	1	0	0	0	0	0.1	1	0	0	0	0	0	0	0	0

Career Fielding Record


YEAR	CLUB	POS	PCT.	G	GS	PO	A	E	TC	DP
2011	ARIZONA	P	.833	8	7	1	4	1	6	1
2012	ARIZONA	P	.968	32	29	2	28	1	31	1
2013	ARIZONA	P	1.000	33	33	14	24	0	38	0
2014	ARIZONA	P	.919	33	33	7	27	3	37	2
Career Totals		P	.955	106	102	24	83	5	112	4

Career Single-Game Highs

- INNINGS PITCHED** 8.0, 2 times, last 7/1/14 for ARI at PIT
- LOW-HIT COMPLETE GAME** None
- STRIKEOUTS** 11, 5/27/14 for ARI vs. SD
- HITS ALLOWED** 10, 4/28/14 for ARI vs. COL
- RUNS ALLOWED** 10, 8/5/14 for ARI vs. KC
- WALKS ALLOWED** 6, 8/21/14 for ARI at WSH
- HOME RUNS ALLOWED** 4, 6/1/14 for ARI vs. CIN
- WINNING STREAK** 4, 9/21/11-4/29/12
- EJECTIONS** None
- SCORELESS INNINGS STREAK** 13.2, 6/26/13-7/6/13

72 LUKE MONTZ

CATCHER



Full Name: Luke Montz
Bats: Right **Throws:** Right **Height:** 6-1 **Weight:** 225
Opening Day Age: 31 (Turns 32 on July 7)
Born: July 7, 1983 in Lafayette, LA
Resides: Scott, LA
Major League Service: 58 days
Acquired: Signed as a minor league free agent on December 4, 2014
Signed By: Ray Corbett (Expos)
Contract Status: Signed through 2015

Non-Roster Invitee

Career Highlights

⚡ Entering 13th professional season, 1st in the Red Sox system...Previously played in the Expos/Nationals (2003-09), Mets (2010), Marlins (2011-12), and A's (2013-14) organizations.

⚡ In the minors, has appeared in 539 games at C, 250 at 1B, 14 in LF, 2 at 3B and 1 in RF.

⚡ Has hit 153 HR in 972 minor league games...Hit a career-high 29 HR with Triple-A New Orleans in 2012.

⚡ Named a Double-A Southern League mid-season All-Star in 2011.

2014: Went to ML spring training as a non-roster invitee with OAK...Spent entire season on the minor league DL recovering from right labrum surgery.

⚡ Played in 13 spring training games with the Athletics, batting .292 (7-for-24) with 2 HR, 5 RBI, and a .583 SLG.

⚡ Was scheduled to begin the season with Triple-A Sacramento, but had right labrum surgery...Placed on the minor league DL on 4/3 and missed the duration of the season.

⚡ Hit 3 HR and had 5 RBI in the AZL Athletics' season finale, a 6-3 win over the AZL Cubs...Hit a 3-run HR in the 1st inning, adding solo shots in the 3rd and 8th.

⚡ Homered in 4 of his final 8 at-bats with the AZL Athletics.

⚡ Went 0-for-6 against left-handed pitchers, but hit .400 (12-for-30) vs. righties.

⚡ Following the season, played in 15 games with Aguilas de Mexicali of the Mexican Pacific League...Homered twice and drove in 4 runs on 10/10 in his 1st game with the club.

2013: Made 1st ML appearance since 2008 in his debut season with the Athletics organization.

⚡ Played in 23 spring training games with OAK.

⚡ Began the season with Triple-A Sacramento and hit .283 (15-for-53) with 5 HR in 15 April games.

⚡ Selected to ML roster on 5/1 and appeared in 13 games with the A's from 5/1-30...4 of his 5 hits were for extra bases (3 2B, 1 HR)...Hit lone HR on 5/5 at Yankee Stadium off Andy Pettitte in a 5-4 Oakland win...Made 8 starts at DH, also appearing in 1 inning at 1B (5/7 at CLE).

⚡ Optioned back to Sacramento on 5/31 when Josh Reddick returned from the DL...Named PCL Player of the Week on 6/10 after hitting .421 (8-for-19) with 3 HR and 13 RBI in 5 games from 6/3-9.

⚡ Hit .217 (15-for-69) with 4 HR in his final 18 games before being placed on the DL on 7/3, missing the remainder of the season with a strained right shoulder.

⚡ Reinstated from the DL and designated for assignment on 9/1...Released on 9/3, but re-signed with the Athletics as a minor league free agent on 10/12.

⚡ Threw out 7 of 35 (20.0%) attempted base stealers in 21 starts at C with the River Cats...Also played in 2 games at 1B (0 E/12 TC).

2012: Spent entire season with Triple-A New Orleans, ranking 2nd in the Pacific Coast League and 6th among all minor leaguers in HR (29).

⚡ Hit .273 (3-for-11) with a double in 8 spring training games with MIA.

⚡ Led New Orleans in games (tied, 123), HR and RBI (74).

⚡ Recorded 3 multi-HR games...Homered in 3 consecutive games from 5/1-3 at Round Rock.

⚡ Appeared in games at C (40), 1B (52), LF (4), and DH (11)...Caught 5 of 30 (16.7%) attempted base stealers...Produced a .995 fielding percentage at 1B (2 E/411 TC).

⚡ Declared a minor league free agent on 11/2...Signed by OAK as a minor league free agent on 11/9.

⚡ Following the season, played in 36 games as a 1B and DH with Aguilas de Mexicali of the Mexican Pacific League (.246 AVG, 23 R, 8 2B, 9 HR, 31 RBI, .331 OBP, .507 SLG).

2011: Named a Double-A Southern League mid-season All-Star in his first season in the Marlins system.

- 👉 Signed by FLA as a minor league free agent on 1/28.
- 👉 Spent entire season with Double-A Jacksonville, ranking among Marlins minor league leaders in HR (T-4th, 22) and RBI (3rd, 78)...Led the Suns in 2B (27), HR and RBI...Ranked 3rd in the SL in BB (74), 4th in HR, 10th in RBI, 6th in OBP (.391), 7th in SLG (.509), and 5th in OPS (.900)...Stole 8 bases without being caught.
- 👉 Appeared in games at C (53), 1B (46), LF (10), RF (1), and DH (12)...Caught 28 of 73 (38.4%) attempted base stealers...Combined to produce a .984 fielding percentage (12 E/751 TC).
- 👉 Named SL Player of the Week on 5/9 after batting .438 (7-for-16) with 8 R, 3 2B, 3 HR, and 10 RBI in 6 games from 5/2-8.
- 👉 Hit .351 (40-for-114) with a .473 OBP and .667 SLG against left-handed pitchers.
- 👉 Following the season, appeared in 23 games as an outfielder with Gigantes del Cibao of the Dominican Winter League (.238 AVG, 20-for-84, 3 HR).
- 👉 Declared a minor league free agent on 11/2, but re-signed with the Marlins on 11/21.

2010: Combined to hit .203 (29-for-143) with 15 R, 3 2B, 4 HR, and 19 RBI in his 1st season in the Mets organization...Appeared in only 44 games due to a stint on the disabled list.

- 👉 Signed by the Mets as a minor league free agent on 1/17 after spending his first 7 professional seasons in the Montreal/Washington organization.
- 👉 Began the season with Double-A Binghamton and hit .197 with 2 HR in 17 games before being placed on the DL on 5/5 with a sprained left thumb...Made a rehab appearance with the GCL Mets.
- 👉 Returned from the DL and transferred to High-A St. Lucie on 7/29...Played in 6 games before being transferred back to Binghamton on 8/4, where he spent the remainder of the season.
- 👉 Made 1st professional pitching appearance on 8/21 vs. Altoona, throwing a scoreless 9th inning.
- 👉 Declared a minor league free agent on 11/6.

2009: Made 1st career Major League Spring Training camp, batting .200 (3-for-15) with 3 R, 3 2B and 1 RBI in 9 games with the Nationals.

- 👉 Combined with Double-A Harrisburg (91 G) and Triple-A Syracuse (12 G) to hit .181 (58-for-320).
- 👉 Began the season with Syracuse, but was optioned to Harrisburg on 5/1 and played his final 91 games with the Senators.
- 👉 Recalled by WSH on 5/27 for the Nationals' game at NYM, but did not play...Was assigned back to Harrisburg following the game.
- 👉 Combined to throw out 27 of 85 (31.8%) attempted base stealers in 78 games at C...Also played 6 games at 1B with Harrisburg (0 E, 55 TC) and made his 1st professional appearances at 3B (2 G).
- 👉 Declared a minor league free agent on 11/9.

2008: Made ML debut with the Nationals, batting .143 in 10 games in September.

- 👉 Played his first 63 games with Double-A Harrisburg, hitting .282 with a .368 OBP and .536 SLG.
- 👉 Promoted to Columbus on 6/30 and hit .256 in 48 games in his Triple-A debut.
- 👉 Had his contract selected by WSH on 9/3...Made his ML debut on 9/4 at ATL, going 0-for-3 and catching the entire game in a 2-0 Nationals loss.
- 👉 Collected 1st ML hit and RBI on 9/14 at FLA, a 2nd-inning RBI single off Anibal Sanchez...Hit first ML homer on 9/28 at PHI, a 3rd-inning solo shot off Kyle Kendrick.
- 👉 Threw out 3 of 9 (33.3%) attempted base stealers in 8 games (6 starts) at C with the Nationals...Also caught 98 minor league games, throwing out 36 of 97 (37.1%) attempted base stealers.
- 👉 Combined to hit .271 (105-for-388) with 16 HR in 111 minor league games.

2007: Combined with High-A Potomac (60 G) and Double-A Harrisburg (40 G) to hit .254 (88-for-347) with 20 2B, 2 3B, 12 HR, and 58 RBI in 100 games.

- 👉 Played his first 60 games with Potomac before earning a promotion to Harrisburg on 6/25.
- 👉 Appeared in 85 games at C, throwing out 29 of 102 attempted base stealers (28.4%)...Also played in 9 games at 1B, all with Potomac, and did not commit an error in 92 total chances.

2006: Played in career-high 131 games with High-A Potomac, ranking 4th in the Carolina League in RBI (76) and 6th in HR (16).

- 👉 Led Potomac in games, HR and RBI, also ranking among leaders in runs scored (4th, 59), 2B (3rd, 27), 3B (T-3rd, 3), total bases (2nd, 184), and BB (3rd, 51).
- 👉 Played 84 games at 1B, where he produced a .990 fielding percentage (7 E/695 TC)...Also played in 29 games at C, throwing out 17 of 46 attempted base stealers (37.0%).

2005: Spent entire season with Single-A Savannah, leading the club in runs scored (66), HR (19), RBI (68), and SLG (.466).

- 👉 Hit grand slams on 7/14 against Asheville and 7/18 against Augusta.
- 👉 Played 43 games at C and 21 at 1B, throwing out 15 of 51 attempted base stealers (29.4%)...Did not commit an error in 178 total chances at 1B.

Luke Montz, Continued

👉 Was on the DL from 5/15-31 (strained left groin) and 8/2-8 (muscle strain in back).

2004: Spent majority of season with Short-A Vermont and hit 10 HR in only 62 games, 3rd-highest total in club history and most ever by a Vermont catcher.

👉 Also played in 1 game for High-A Brevard County, going 1-for-2 with a double and 2 walks.

2003: Made his professional debut with the GCL Expos, batting .223 (23-for-103) with 8 R, 2 HR and 9 RBI in 32 games.

Personal

👉 Married to Kerry...They have a daughter, Kamdyn.

👉 Played baseball for 2 seasons at Hill Junior College in Hillsboro, TX in 2002 and 2003...Hit .350 as a freshman and .340 as a sophomore.

👉 Graduated from Acadiana (LA) High School in 2001.

Luke Montz's Career Record

YEAR	CLUB	AVG.	G	AB	R	H	2B	3B	HR	RBI	SH	SF	HB	BB	SO	SB	CS	E
2003	GCL Expos	.223	32	103	8	23	0	0	2	9	1	0	0	9	21	1	1	3
2004	Brevard County	.500	1	2	0	1	1	0	0	0	0	0	0	2	1	0	0	0
	Vermont	.250	62	204	31	51	11	0	10	34	1	1	3	33	42	2	1	3
	Savannah	.224	100	343	66	77	24	1	19	68	2	5	3	50	95	1	1	4
2005	Potomac	.229	131	449	59	103	27	3	16	76	2	9	8	51	91	3	3	10
2006	Potomac	.269	60	201	43	54	15	1	7	39	2	2	3	45	54	3	2	2
2007	Harrisburg	.233	40	146	22	34	5	1	5	19	1	2	1	8	50	0	0	8
2008	Harrisburg	.282	63	220	30	62	14	0	14	53	1	2	0	31	46	0	1	2
	Columbus	.256	48	168	18	43	8	1	2	18	0	0	0	13	37	1	1	3
	WASHINGTON	.143	10	21	2	3	0	0	1	3	0	0	0	5	9	0	0	1
2009	Syracuse	.172	12	29	1	5	1	0	0	1	0	0	0	6	7	0	1	0
	Harrisburg	.182	91	291	32	53	14	0	9	35	1	0	1	41	62	1	3	4
2010	Binghamton	.182	33	110	10	20	3	0	2	15	0	3	0	12	32	0	2	5
	GCL Mets	.294	5	17	2	5	0	0	1	2	0	0	0	3	3	1	0	0
	St. Lucie	.250	6	16	3	4	0	0	1	2	0	0	0	5	4	0	0	1
2011	Jacksonville	.273	118	395	66	108	27	0	22	78	0	7	7	74	95	8	0	12
2012	New Orleans	.222	123	370	55	82	14	0	29	74	0	2	3	45	101	1	3	9
2013	Sacramento	.246	33	122	17	30	9	0	9	29	0	2	2	19	45	0	1	4
	OAKLAND	.179	13	28	2	5	3	0	1	5	0	1	0	1	8	0	0	0
2014	AZL Athletics	.333	14	36	11	12	2	0	5	10	0	0	1	10	7	0	0	1
	Major League Totals	.163	23	49	4	8	3	0	2	8	0	1	0	6	17	0	0	1
	Minor League Totals	.238	972	3222	474	767	175	7	153	562	11	35	32	457	793	22	20	71

2003 Signed by the Montreal Expos as a 17th-round selection in the June Draft

2010 Signed by the New York Mets as a minor league free agent on 1/17

2011 Signed by the Florida Marlins as a minor league free agent on 1/28

2011 Re-signed by the Miami Marlins as a minor league free agent on 11/21

2012 Signed by the Oakland Athletics as a minor league free agent on 11/9

2013 Re-signed by the Oakland Athletics as a minor league free agent on 10/12

2014 Signed by the Boston Red Sox as a minor league free agent on 12/4

Additional Batting Statistics

YEAR	CLUB	OBP	SLG	OPS	TB	GDP
2008	WASHINGTON	.308	.286	.593	6	0
2013	OAKLAND	.200	.393	.593	11	0
	Major League Totals	.250	.347	.597	17	0

Career Fielding Record

YEAR	CLUB	POS	PCT.	G	GS	PO	A	E	TC	DP
2008	WASHINGTON	C	.980	8	6	44	4	1	49	1
2013	OAKLAND	1B	-	1	0	0	0	0	0	0
	Career Totals	C	.980	8	6	44	4	1	49	1
		1B	-	1	0	0	0	0	0	0

Career Single-Game Highs

HITS	2, 5/5/13 for OAK at NYY
DOUBLES	1, 3 times, last 5/12/13 for OAK at SEA
HOME RUNS	1, 2 times, last 5/5/13 for OAK at NYY
RBI	1, 8 times, last 5/24/13 for OAK at HOU
RUNS SCORED	1, 4 times, last 5/5/13 for OAK at NYY
WALKS	2, 9/19/08 for WSH vs. SD
STRIKEOUTS	3, 9/26/08 for WSH at PHI
STOLEN BASES	None
HITTING STREAK	3, 9/26/08-5/1/13
EJECTIONS	None

Home Run Notes

MULTI-HOME RUN GAMES (0)
LEADOFF HOME RUNS (0)
GRAND SLAMS (0)
PINCH-HIT HOME RUNS (0)
EXTRA-INNING HOME RUNS (0)
GAME-ENDING HOME RUNS (0)
INSIDE-THE-PARK HOME RUNS (0)

54 EDWARD MUJICA

RHP



Full Name: Edward Jose Mujica
Bats: Right **Throws:** Right **Height:** 6-3 **Weight:** 220
Opening Day Age: 30 (Turns 31 on May 10)
Born: May 10, 1984 in Valencia, VZ
Resides: Yagua, VZ
Major League Service: 7 years, 115 days
Acquired: Signed as a free agent on December 6, 2013
Signed By: Luis Aponte (Indians)
Contract Status: Signed through 2015

Career Highlights

- Entering the 2nd season of a 2-year deal he signed with the Red Sox on 12/7/13.
- Has recorded 393 SO compared to 82 BB in his career for a 4.8 SO/BB ratio, best in modern ML history among pitchers with at least 400.0 IP (beginning in 1900)...Owns the 4th-lowest BB/9.0 IP ratio among all pitchers with at least 400.0 IP since 1930 (1.48).
- Enters the 2015 season with the 8th-lowest WHIP among active ML relievers (1.15, 475 hits and 79 BB in 482.2 IP).
- Among all ML relievers since 2009, ranks 3rd in innings pitched (412.2) and BB/9.0 ratio (1.5, 67 BB)...Ranks 7th in SO/BB ratio (4.9, 331 SO) in that same span.
- Has made 60 or more appearances in each of the last 4 seasons (2011-14), and in 5 of the last 6 seasons with his 1 exception being 2010 (59 G)...From 2011-13, appeared in the 12th most games among NL relievers (266).
- Returned to the American League in 2014 after spending the previous 5 years in the National League with the Padres (2009-10), Marlins (2011-12), and Cardinals (2012-13)...Began his professional career in the CLE organization, and spent his first 3 years in the big leagues with the Indians (2006-08).
- Helped the Cardinals to the 2013 NL pennant...Made STL's 25-man roster for the World Series against BOS, but did not appear...1-0 with a 2.79 ERA (3 ER/9.2 IP) in 11 career postseason games, all with the Cardinals, between 2012 and 2013.

2014: In his 1st season with BOS, made 64 appearances out of the bullpen, T-3rd most on the club with Koji Uehara.

- Appeared in 60-plus games for the 4th straight season (266 games total since 2011).
- Ended the season posting a 2.08 ERA (9 ER/39.0 IP) over his final 42 games (since 6/6) after beginning the year with a 7.29 ERA (17 ER/21.0 IP) in his first 22 games.
- No runs allowed in 32 of his final 42 games of the season...Allowed runs in 9 of his first 22 games of the year.
- Did not allow an ER in 14 consecutive appearances (11.0 IP) from 7/27-8/22...That stretch lowered his season ERA from 5.45 on 7/24 to 4.18 on 8/22.

BEST CAREER STRIKEOUT-TO-WALK RATIO SINCE 1900

(minimum 400.0 IP)

Player	SO/BB	SO	BB
Edward Mujica	4.8	393	82
Jonathan Papelbon	4.5	721	159
Rafael Betancourt	4.5	684	152
Stephen Strasburg	4.5	746	166
Kevin Slowey	4.5	495	111

- Recorded 8 saves in 9 chances overall, including 5 in his last 7 games of the season.
- Allowed 6 HR on the season, all of which came in his first 31 appearances (29.2 IP) of the season...No HR allowed over his final 33 games (30.1 IP).
- Posted a 2.76 ERA (9 ER/29.1 IP) in 31 road games compared to a 4.99 ERA (17 ER/30.2 IP) in 33 games at Fenway Park.
- Earned his 1st win as a Red Sox in the club's walk-off victory on 4/20 vs. BAL...His 2nd victory came in another Sox come-from-behind win on 5/26 at ATL (overcame a 5-run deficit).
- 2013: Went 2-1 with 37 saves and a career-low 2.78 ERA (20 ER/64.2 IP) in 65 games for the NL Champion Cardinals.**
- Led all ML relievers with a 0.70 BB/9.0 IP ratio (5 BB), and led all NL relievers with a 9.2 SO/BB ratio (46 SO).
- Ranked 5th among NL relievers in saves with 37, and 6th in the NL with a 90.2 save percentage...Converted each of his first 21 save chances of the season.
- Posted a 1.01 WHIP, the 12th-best mark among NL relievers, and the 2nd-lowest mark of his career (0.93 in 2010).
- Stranded 21 of his 25 inherited runners (84.0%)...50 of his 65 appearances were scoreless.
- Pitched more than 1.0 inning 9 times, including 4 outings of 2.0 innings...Had 4 multiple inning saves: 4/18 at PHI (1.1 IP), 6/17 vs. CHI (1.1), 8/11 vs. CHI (2.0), and 8/21 at MIL (1.1).
- Had a season-best 20.1-inning scoreless streak that spanned 18 games from 7/5-8/19...Converted 11 of 12 save opportunities in that span...Had 11 SO compared to 1 BB and held opponents to a .192 AVG (14-for-73) over that stretch.

Edward Mujica, Continued

POSTSEASON: Was on the Cardinals' NLDS, NLCS, and World Series rosters, but appeared in only 2 games...Threw 1.0 scoreless inning in Game 2 of the NLDS vs. PIT on 10/4...Allowed a solo HR to A.J. Ellis in Game 5 of the NLCS at LAD on 10/16...Did not appear in the World Series against BOS.

2012: Made a career-high 70 relief appearances between Marlins and Cardinals, posting a 3.03 ERA (22 ER/65.1 IP).

- 👉 Began the year with MIA and was acquired by STL in exchange for INF Zack Cox at the trade deadline on 7/31.
- 👉 Ranked 4th in the NL with 31 holds...Recorded 8 holds in September, the 2nd most in the NL for the month (3rd in the majors).
- 👉 Induced 8 double plays, ranking T-13th among NL relievers.
- 👉 Did not allow a run in his first 18 appearances with the Cardinals (17.0 IP), from 8/1-9/9.
- 👉 Pitched in the 7th inning in 23 of his 29 outings with STL.
- 👉 Held RHH batters to .219 AVG (28-for-128).
- 👉 Was on the 15-day disabled list with MIA (fractured right toe), from 6/30-7/18...Was the 1st time in his career landing on the DL.
- 👉 Made two rehab starts with High-A Jupiter before being activated.

POSTSEASON: Saw his 1st ML postseason experience with STL...Appeared in 9 games including the Wild Card game at ATL, the NLDS vs. WSH, and the NLCS vs. SF, going 1-0 with a 2.35 ERA (2 ER/7.2 IP)...Pitched in 3 games of the NLDS...Struck out the side in the 7th inning to record a hold and earn the win in STL's 6-4 victory in Game 1 of the NLCS at SF on 10/14...Did not allow a run in any of his 5 NLCS appearances against the Giants (4.0 IP).

2011: Led all FLA relievers and ranked 3rd on the club with 9 wins.

- 👉 His win total tied a Marlins record for wins by a reliever (also Robb Nen in 1997)...Tied BOS' Alfredo Aceves for 2nd among all ML relievers in wins, trailing COL's Matt Belisle (10).
- 👉 Led Marlins relievers and ranked 8th in the NL in innings (76.0).
- 👉 Among Marlins relievers ranked 2nd in SO (63) and 3rd in appearances (67).
- 👉 Posted a 4.50 SO/BB ratio (63 SO/14 BB) which was 7th highest among NL relievers...Had a 1.66 BB/9.0 IP ratio, 5th-best in NL.
- 👉 Had a 6-1 record on the road, with his 6 road victories setting a FLA club record for road wins by a reliever...Won 3 straight decisions from 4/15-5/16, and began a career-best, 4-game win streak on 5/28 at LAD.
- 👉 Retired 73.1% (49-of-67) of his 1st batters faced, the 2nd-best percentage on team behind Randy Choate's 74.1 (40-of-54).

2010: Led all ML relievers with a 12.0 SO/BB ratio (72 SO/6 BB) for the Padres, which was the best all-time ratio for a NL reliever and the 5th-best in ML history (now 2nd in NL and 6th in MLB).

- 👉 Struck out a season high 5 batters in 2.0 scoreless innings on 9/3 at COL.
- 👉 Pitched 2.0 or more innings 14 times...Threw a season-high 2.2 innings on 5/15 vs. LAD.
- 👉 Did not allow a run in 8 appearances in July (8.2 IP).

2009: Threw a career-high 93.2 innings in his 1st season with the Padres, working both as a reliever and a starter...Appeared in a then-career-high 67 games, twice as many as he did in 2008 (33 G).

- 👉 Finished 5th among NL relievers in IP (77.0), and was 6th in SO/BB ratio (3.8, 60 SO/16 BB).
- 👉 Was 3-4 with 2 saves and a 3.51 ERA (30 ER/77.0 IP) in 63 relief appearances and 0-1 with a 5.94 ERA (11 ER/16.2 IP) in 4 starts...All of his 4 starts came at the end of the season.
- 👉 His 63 appearances were 3rd most among Padres relievers.
- 👉 Posted a 0.69 ERA (2 ER/26.0 IP) in 17 games against NL Central teams.
- 👉 Did not allow a run in 12 games in May...Had 17 SO in 14.0 innings for the month.

2008: Began the season with Triple-A Buffalo, but spent the majority of the season with CLE.

- 👉 Was recalled by the Indians on 5/27.
- 👉 Earned first ML win on 8/11 at BAL.
- 👉 Had a 12.0-inning scoreless streak that spanned 10 games from 6/28-7/28.

2007: Appeared in 44 games between CLE and Triple-A Buffalo.

- 👉 Began the year with 9 consecutive scoreless appearances for Buffalo...Recorded 6 saves over that span.
- 👉 Had 14 saves in 18 opportunities for Buffalo and converted each of his first 8 chances.
- 👉 Underwent arthroscopic surgery on his left knee on 9/19 after injuring his knee during pregame activities the previous week...Surgery was performed by Dr. Marck Schickendantz at Lutheran Hospital.

2006: Made his ML debut with the Indians in his 5th professional season...Went 0-1 with a 2.95 ERA (6 ER/18.1 IP) in 10 games over 5 stints with the big league club.

- 👉 Appeared at 3 different levels of the Indians organization (Akron, Buffalo, and Cleveland)...Began the year with a combined 46.2 scoreless innings between all 3 clubs: 19.0 IP at Akron before promotion to Buffalo, 19.2 IP for Buffalo, before being recalled by CLE, and then 8.0 IP for the Indians.

Edward Mujica, Continued

- 👉 Began the season with Akron and logged 11 scoreless appearances in 12 games, going a perfect 8-for-8 in save opportunities.
- 👉 Did not allow runs in 16 of his 22 appearances for Buffalo and was 5-for-7 in saves opportunities.
- 👉 Threw 2.2 scoreless innings in his ML debut on 6/21 vs. CHL.
- 👉 Pitched a season-high 3.1 innings twice, 7/8 vs. BAL and 7/17 at LAA.
- 👉 **2005: Combined to go 3-1 with a 2.54 ERA (17 ER/60.1 IP) in 52 appearances between High-A Kinston and Double-A Akron...Was his 1st season working exclusively as a reliever.**
- 👉 Recorded 24 saves between both clubs, the 2nd highest total in the CLE organization.
- 👉 Averaged 9.7 SO/9.0 IP (65 SO/60.1 IP) between Kinston and Akron.
- 👉 Helped Akron win the Eastern League championship...Appeared in 6 games of the EL playoffs, posting a 1.35 ERA with 4 saves.
- 👉 Allowed only 2 of his 13 inherited runners to score for Akron.
- 👉 Was a perfect 14-for-14 in save opportunities in Kinston, which ranked 2nd in the Carolina League at the time of his promotion.
- 👉 Pitched for Oriente in the Venezuelan Winter League after the season.
- 👉 **2004: Went 7-7 with a 4.65 ERA (64 ER/124.0 IP) 26 games (19 starts) for Single-A Lake County...His 19 starts were a single-season career high.**
- 👉 Led the Lake County staff in innings, and was tied for 1st in both wins and complete games (1)...The complete game was his season debut on 4/12 vs. Lexington (5.2 IP, 0 ER, BB, 7 SO).
- 👉 **2003: Was 2-6 with a 4.37 ERA (27 ER/55.2 IP) in 14 games (10 starts) for Rookie-level Burlington... Ranked 3rd on the staff in innings, 4th in starts, and 7th in SO (41).**
- 👉 **2002: Began his professional career with the Rookie-level Venezuela Summer League Indians where he went 2-0 with a 1.78 ERA (6 ER/30.1 IP) in 10 games (5 starts).**
- 👉 Was 1-0 with a 2.25 ERA (5 ER/20.0 IP) in 5 starts and 1-0 with a 0.87 ERA (1 ER/10.1 IP) in 5 relief appearances.

Personal

- 👉 Married to Erika...The couple has one daughter, Brianna.

In the Community

In his 1st season with the Red Sox, Edward attended several events that benefitted the Red Sox Foundation, such as Casino Night and Picnic in the Park...Also took part in a fan/player photo session and greeted fans at the gates before a 2014 home game.

Edward Mujica's Career Record

YEAR	CLUB	W-L	ERA	G	GS	CG	SHO	SV	IP	H	R	ER	HR	HB	BB	SO	WP	BK
2002	VSL Indians	2-0	1.78	10	5	0	0	1	30.1	22	7	6	0	1	5	18	1	0
2003	Burlington	2-6	4.37	14	10	0	0	0	55.2	57	31	27	3	1	20	41	2	1
2004	Lake County	7-7	4.65	26	19	1	0	2	124.0	130	77	64	18	13	32	89	6	4
2005	Kinston	1-0	2.08	25	0	0	0	14	26.0	17	6	6	3	1	2	32	1	0
	Akron	2-1	2.88	27	0	0	0	10	34.1	36	11	11	2	0	5	33	3	1
2006	Akron	1-0	0.00	12	0	0	0	8	19.0	11	1	0	0	1	9	17	1	0
	Buffalo	3-1	2.48	22	0	0	0	5	32.2	31	10	9	1	1	5	29	1	0
	CLEVELAND	0-1	2.95	10	0	0	0	0	18.1	25	6	6	1	1	9	12	0	0
2007	Buffalo	2-1	5.02	34	0	0	0	14	37.2	35	22	21	4	1	9	44	1	1
	CLEVELAND	0-0	8.31	10	0	0	0	0	13.0	19	12	12	3	0	2	7	0	0
2008	Buffalo	0-2	4.15	18	0	0	0	4	26.0	29	14	12	2	1	10	27	0	0
	Cleveland	3-2	6.75	33	0	0	0	0	38.2	46	29	29	5	1	10	27	1	0
2009	SAN DIEGO	3-5	3.94	67	4	0	0	2	93.2	101	47	41	14	0	19	76	3	1
2010	SAN DIEGO	2-1	3.62	59	0	0	0	0	69.2	59	29	28	14	0	6	72	1	0
2011	FLORIDA	9-6	2.96	67	0	0	0	0	76.0	64	27	15	7	2	14	63	1	0
2012	MIAMI	0-3	4.38	41	0	0	0	2	39.0	36	21	29	6	1	9	26	0	0
	Jupiter	0-0	0.00	2	2	0	0	0	3.0	0	0	0	0	0	2	0	0	0
	ST. LOUIS	0-0	1.03	29	0	0	0	0	26.1	20	3	3	1	0	3	21	1	0
2013	ST. LOUIS	2-1	2.78	65	0	0	0	37	64.2	60	20	20	9	1	5	46	0	1
2014	BOSTON	2-4	3.90	64	0	0	0	8	60.0	69	28	26	6	0	14	43	1	0
	Major League Totals	21-23	3.77	445	4	0	0	49	499.1	499	222	209	66	6	82	393	8	2
	Minor League Totals	20-18	3.61	190	36	1	0	58	388.2	368	179	156	33	20	97	332	16	7
	Red Sox Totals	2-4	3.90	64	0	0	0	8	60.0	69	28	26	6	0	14	43	1	0

- 2001 Signed by the Cleveland Indians as an international free agent on 10/22
- 2009 Acquired by the San Diego Padres in exchange for cash considerations on 4/1
- 2010 Acquired by the Florida Marlins with RHP Ryan Webb in exchange for OF Cameron Maybin on 11/13
- 2012 On disabled list with a fractured right fifth toe, 6/30-7/17
- 2012 Acquired by the St. Louis Cardinals in exchange for INF Zack Cox on 7/31
- 2013 Signed by the Boston Red Sox as a free agent on 12/6

Edward Mujica, Continued

Wild Card Record

YEAR	CLUB	W-L	ERA	G	GS	CG	SHO	SV	IP	H	R	ER	HR	HB	BB	SO	WP	BK
2012	STL vs. ATL	0-0	13.50	1	0	0	0	0	0.2	2	1	1	0	0	0	0	0	0

Division Series Record

YEAR	CLUB	W-L	ERA	G	GS	CG	SHO	SV	IP	H	R	ER	HR	HB	BB	SO	WP	BK
2012	STL vs. WAS	0-0	3.00	3	0	0	0	0	3.0	3	1	1	0	0	1	1	0	0
2013	STL vs. PIT	0-0	0.00	1	0	0	0	0	1.0	0	0	0	0	0	0	0	0	0
Division Series Totals		0-0	2.25	4	0	0	0	0	4.0	3	1	1	0	0	1	1	0	0

League Championship Series Record

YEAR	CLUB	W-L	ERA	G	GS	CG	SHO	SV	IP	H	R	ER	HR	HB	BB	SO	WP	BK
2012	STL vs. SF	1-0	0.00	5	0	0	0	0	4.0	4	0	0	0	0	3	0	0	
2013	STL vs. LAD	0-0	9.00	1	0	0	0	0	1.0	1	1	1	1	0	0	0	0	
LCS Totals		1-0	1.80	6	0	0	0	0	5.0	5	1	1	1	0	0	3	0	

All-Star Game Record

YEAR	CLUB	W-L	ERA	G	GS	CG	SHO	SV	IP	H	R	ER	HR	HB	BB	SO	WP	BK
2013	NL at NYM																	

Selected--Did Not Pitch

Career Fielding Record

YEAR	CLUB	POS	PCT.	G	GS	PO	A	E	TC	DP
2006	CLEVELAND	P	1.000	10	0	0	2	0	2	0
2008	CLEVELAND	P	1.000	33	0	1	3	0	4	0
2009	SAN DIEGO	P	1.000	67	4	6	8	0	14	0
2010	SAN DIEGO	P	1.000	59	0	3	7	0	10	0
2011	FLORIDA	P	.909	67	0	3	17	2	22	3
2012	MIAMI	P	1.000	41	0	5	10	0	15	0
	ST. LOUIS	P	.750	29	0	1	2	1	4	1
2013	ST. LOUIS	P	1.000	65	0	6	9	0	15	0
2014	BOSTON	P	.900	64	0	3	6	1	10	0
Career Totals			.958	445	4	28	64	4	96	4

CAREER BATTING TOTALS

	AVG.	G	AB	R	H	2B	3B	HR	RBI	SH	SF	HB	BB	SO	SB	CS	E
Major League Totals	.182	445	11	1	2	0	0	0	0	2	0	0	0	4	0	0	4

Career Single-Game Highs (In Relief)

INNINGS PITCHED	5.1, 9/27/09 for SD at ARI (starter) 4.1, 7/31/09 for SD vs. MIL (relief)
STRIKEOUTS	5, 2 times, last 9/3/10 for SD vs. COL
HITS ALLOWED	5, 4 times, last 9/17/10 for SD at STL
RUNS ALLOWED	5, 2 times, last 8/4/10 for SD at LAD
WALKS ALLOWED	3, 8/14/08 for CLE vs. BAL
HOME RUNS ALLOWED	2, 3 times, last 5/20/14 for BOS vs. TOR
EJECTIONS (1)	4/10/11 at HOU (HP, J. Joyce)
SCORELESS INNINGS STREAK	20.2, 7/5/13-8/21/13



12 MIKE NAPOLI

1B



Mike Napoli

Full Name: Michael Anthony Napoli
Bats: Right **Throws:** Right **Height:** 6-1 **Weight:** 225
Opening Day Age: 33 (Turns 34 on October 31)
Born: October 31, 1981 in Hollywood, FL
Resides: Boston, MA
Major League Service: 8 years, 151 days
Acquired: Signed as a free agent on January 23, 2013
Signed By: Todd Claus (Angels)
Contract Status: Signed through 2015

Career Highlights

🔴 Entering 3rd season with the Red Sox...Re-signed as a free agent for 2 years on 12/12/13...Helped the 2013 Red Sox to the World Series Championship after joining the club on a 1-year deal that January.

🔴 A 9-year ML veteran, began his career with a 5-year stint on the Angels (2006-10) and then played 2 years with the Rangers (2011-12) before coming to the Red Sox (2013-14).

🔴 Career rate of 4.34 pitches seen per PA ranks 2nd among major leaguers active in 2014 to Jayson Werth (4.40)...Trails only Werth and Rickey Henderson (4.36) among all players since the stat began being tracked in 1988 (min. 1,500 PA).

🔴 Had a career-high 30 HR with TEX in 2011 and drove in a career-high 92 runs with BOS in 2013.

🔴 Is 1 of 11 major leaguers with at least 17 homers in each of the last 7 seasons (2008-14) and in that 7-year span (min. 2,250 PA), ranks among AL leaders in AB/HR ratio (7th, 16.9), SLG (10th, .499), and OPS (10th, .858)...Places 13th in the AL in home runs in that time (160).

🔴 Has a .263 AVG/.371 OBP/.497 SLG over the last 4 years with the 8th-best OPS in the AL (.868).

🔴 Played exclusively at 1B with the Red Sox from 2013-14 after catching at least 60 games each of his previous 7 campaigns (2006-12)...From 2006-12, became the only catcher ever to reach double-digits in home runs in each of his first 7 seasons appearing in the majors (min. 60 games caught per season).

🔴 109 of his 186 career homers have come while catching...His career average of 15.3 AB/HR as a catcher is the best at the position since at least 1974 (min. 1,500 PA)...In that time, only Mike Piazza (.559) had a better SLG while catching than Napoli (.516).

🔴 Named an AL All-Star with the Rangers in 2012, his 1st career selection.

🔴 Has 56 extra-base hits (32 2B, 24 HR) and 84 RBI in 149 career regular season games at Fenway Park...His average of 21.5 AB/HR at the ballpark trails only David Ortiz (16.7) and Alex Rodriguez (19.3) among active players with at least 350 PA in Boston.

🔴 Has played in the postseason in 6 of the last 8 seasons (2007-09, 2011-13), 1 of 8 players who can make that claim (also Matt Holliday, Russell Martin, CC Sabathia, Nick Swisher, Shane Victorino, Jayson Werth, and Delmon Young)...In 47 career postseason games, has hit .254 (35-for-138) with 6 2B, 7 HR, 26 RBI, and 19 BB.

🔴 Is tied for the lead among active players with 14 World Series RBI (also David Ortiz) in 12 career WS games...With 3 RBI in Game 1 of the 2013 World Series, became the 1st player ever to drive in 13 runs over his first 8 World Series games...His 5 career multi-RBI games in the WS are tied with Chase Utley for the lead among actives.

🔴 Appeared in 15 of BOS' 16 postseason games en route to the 2013 World Series championship...Hit 2 postseason homers for the Sox, including a solo shot off Justin Verlander to provide the Sox with a 1-0 win in Game 3 of the ALCS in Detroit.

🔴 Led the Rangers with a .328 AVG (19-for-58) while starting all 17 postseason games during the club's run to the World Series in 2011.

2014: Hit .248 (103-for-415) with 17 HR and 55 RBI in 119 games in 2nd season with the Red Sox.

🔴 Reached base via hit, walk, or HBP in 100 of 116 starts (86%)...Among AL players with at least 450 PA, ranked 11th with a .370 OBP.

🔴 Drew a career-high and team-leading 78 walks, 5th-most in the AL...His 18 multi-walk games ranked 3rd in the AL.

🔴 Led the majors with an average of 4.47 pitches/PA (min. 400 PA)...Marked his 2nd straight season atop that list (4.58 P/PA in 2013).

🔴 Topped MLB with a career-best .450 OBP against left-handed pitching...Hit .300 (33-for-110) in 140 PA vs. LHP compared to .230 (70-for-305) vs. RHP.

MOST RBI WITH BASES LOADED, 2013-2014

RANK	RBI	PLAYER
T-1	37	Mike Napoli
	37	Justin Morneau
T-3	32	Jay Bruce
	32	Nelson Cruz
	32	Hunter Pence

Mike Napoli, Continued

- 👉 Paced the Sox with 9 game-winning RBI.
- 👉 Hit .273 (57-for-209) with 6 HR at home compared to .223 (46-for-206) with 11 HR on the road.
- 👉 Made 109 starts at 1B (110 games)...Also started 7 games at DH.
- 👉 Reached safely in a career-high 33 straight games from 4/4-5/14 (.267, 32-for-120, 25 BB, 2 HBP, .401 OBP)...Was the longest on-base streak by a Red Sox in 2014 and 2nd longest in the AL (TOR's Jose Bautista, 37 G from 3/31-5/10).
- 👉 Also had 2 streaks of reaching base in 17 consecutive starts: 6/20-7/9 and 7/30-8/24.

SINGLE-SEASON LEADERS SINCE 1988, PITCHES SEEN PER PLATE APPEARANCE			
P/PA	PLAYER	TEAM	YEAR
4.61	Brett Gardner	NY Yankees	2010
4.60	Rickey Henderson	OAK	1994
4.58	Mike Napoli	BOS	2013
4.55	Rickey Henderson	SD/ANA	1997
4.51	Nick Swisher	CWS	2008
(as far as data is available)			

- 👉 Drew a walk in a career-high 9 straight games on 2 occasions: 4/29-5/10 (14 BB) and 6/24-7/5 (10 BB).
- 👉 Led the club in AVG (.305), OBP (.405), and SLG (.526) in March/April...Had the 10th-best OPS in the AL in that time (.932).
- 👉 On 3/31 at BAL, made 6th career Opening Day start, 4th at 1B and 2nd in a row with BOS.
- 👉 Went 2-for-4 with his 1st homer of the year and a season-high 4 RBI on 4/2 at BAL.
- 👉 Reached base in each of his first 28 home games with a PA through 6/15 (.320, 33-for-103).
- 👉 Placed on the 15-day DL on 5/25 (retro to 5/24) with a sprained left fourth finger, which was originally dislocated during a headfirst slide on 4/15 at CWS.
- 👉 Activated on 6/8 and hit .304 (38-for-125) with 6 2B, 7 HR, 14 RBI, 22 BB, and a .408 OBP in his next 35 games through 7/21...Had his best monthly AVG (.311) and SLG (.554) in 21 June games.
- 👉 Clubbed 4 HR in a 9-game stretch from 6/18-28, 3 of which gave the Red Sox a lead.
- 👉 Hit a walk-off homer in the 10th inning on 6/18 vs. MIN off Casey Fien, the 2nd of back-to-back shots to end the game following David Ortiz's game-tying solo homer...Was his 3rd career walk-off homer, 1st since an 11th-inning shot on 7/21/13 vs. NYY.
- 👉 Went 2-for-4 with a home run on 6/22 at OAK, and also stole home in the 3rd inning...Became the 1st Red Sox to homer and steal home in the same game since Rico Petrocelli on 9/9/67 (Source: Elias).
- 👉 Delivered a game-winning homer in the 9th inning on 6/28 at NYY off Masahiro Tanaka...Broke a 1-1 tie in the 2-1 victory.
- 👉 Hit a 3-run homer in the 11th inning on 8/26 at TOR off Sergio Santos, extending Boston's lead in an eventual 11-7 victory.
- 👉 Limited to 11 games in September...Last played on 9/17 at PIT.
- 👉 On 11/4, underwent successful surgery to address his sleep apnea...Procedure was performed at Massachusetts General Hospital by Dr. Leonard Kaban, Chief of Oral and Maxillofacial Surgery.

2013: In 1st season with the Red Sox, set career highs in RBI (92), hits (129), 2B (38), XBH (63), runs (79), BB (73), and AB (498).

- 👉 Finished 2nd on the club in HR (23), RBI, SLG (.482), and OPS (.842).
- 👉 Played in 139 games, 1 shy of his career-high (140 with LAA in 2010).
- 👉 His 92 RBI ranked T-11th in the AL...Placed 6th with an AVG of 5.41 AB/RBI.
- 👉 Tallied 6 games with at least 4 RBI, tied for the MLB lead and the most by a Red Sox since Mike Lowell in 2007 (6).
- 👉 Had multiple extra-base hits on 15 occasions, 1 shy of Chris Davis' ML-leading 16.
- 👉 Led the majors with a career-high 4.58 pitches/PA, the highest mark by a Red Sox as far back as data is available (beginning 1988)...It was the 3rd-highest mark for any ML qualifier at the time, just shy of Brett Gardner in 2010 (4.61) and Rickey Henderson in 1994 (4.60).
- 👉 His 73 walks tied for 2nd on the team (with Dustin Pedroia) behind David Ortiz's 76...His 187 strikeouts set a club single-season record, passing Mark Bellhorn in 2004 (177).
- 👉 Went 11-for-24 (.458) with 4 2B, 3 grand slams, and a BB with the bases loaded...His 31 bases-loaded RBI led the majors and were the most by a Red Sox since Vern Stephens had 32 in 1950.
- 👉 His 3 grand slams – 4/22 vs. OAK, 6/1 at NYY, and 9/6 at NYY – led the AL and tied for the MLB lead, falling 1 shy of the club single-season record (Babe Ruth, 4 in 1919)...Were the most grand slams by a Red Sox in a season since Manny Ramirez hit 3 in 2005.
- 👉 Tied for MLB lead with 20 RBI and T-2nd with 7 homers against the Yankees...Jimmie Foxx (8 in 1936) is the only Red Sox to have more roundtrippers in a season vs. NYY.
- 👉 Was the 1st ever Red Sox to hit 2 slams on the road against the Yankees and just the 3rd player in ML history to do it in a season, along with PHA's Bob Johnson in 1935 (also both in NYY) and BOS' Jimmie Foxx in 1938 (1 in BOS, 1 at NYY).
- 👉 Set club records for the month of April with 13 doubles and 18 extra-base hits.
- 👉 Twice named AL Co-Player of the Week, from 4/15-21 (with teammate Andrew Bailey), and 9/2-8 (with teammate Will Middlebrooks)...Were his 1st career weekly honors.

👉 Defensively, played exclusively at 1B for the 1st time in his career and led major league 1B with a 9.7 Ultimate Zone Rating.

👉 On 4/1 at NYY, became the 1st Red Sox to debut for the club as the starting cleanup hitter on Opening Day since Manny Ramirez in 2001.

👉 Was the 1st Red Sox with both 25 RBI and 14 XBH (9 2B, 3B, 4 HR) before the club's 20th game since RBI became an official stat in 1920... Was just the 2nd major leaguer since 1990 with at least 22 XBH and 31 RBI in his club's first 28 games (also Alex Rodriguez in 2007).

👉 Drove in a season-high 5 runs on 4/22 vs. OAK, going 2-for-4 with a double and his 1st grand slam since 7/8/11 for TEX vs. OAK.

👉 Hit 2 homers on 7/21 vs. NYY, including an 11th-inning walk-off shot off Adam Warren... Was the 1st Red Sox since Vern Stephens on 5/30/51 with 2 HR, including a walk-off shot, in a game against the Yankees... It was his 2nd career walk-off homer, also 9/12/08 for LAA vs. SEA, and his 5th career walk-off RBI (2nd in 2013, also 4/15 vs. TB).

👉 Snapped an 0-for-16 slide with a game-tying, 2-run shot in the 9th inning on 8/14 at TOR... His 1.144 OPS from that day through the end of the season topped MLB (min. 100 PA).

👉 Limited to 7 starts in a 15-game stretch from 8/15-9/1 and played in only 3 of the club's last 7 games to end the regular season.

👉 Led MLB in September in OPS (1.227), SLG (.733), and OBP (.494)... T-4th in the AL with 6 HR in the month... Had a .333 AVG (20-for-60) in 20 games in September.

👉 Ejected for 1st time in his career on 9/15 by home plate umpire Ron Kulpa after striking out in the 6th inning.

👉 Re-signed by the Boston Red Sox as a free agent on 12/12.

POSTSEASON: Went 10-for-46 (.217) with 4 2B, 2 HR, 7 RBI, and 6 BB while playing 15 of the club's 16 postseason contests en route to the World Series Championship... Started 12 of the club's 13 postseason games played at AL parks and reached safely in all but 1 of those starts... Started all 4 ALDS games vs. TB... Hit .300 (6-for-20) and led the Sox with 2 HR, 4 XBH, and a .700 SLG and 1.033 OPS in 6 ALCS games vs. DET (5 starts)... Knocked in only run in a 1-0 win at DET in ALCS Game 3 with a solo HR off DET's Justin Verlander in the 7th inning... Was just the 11th player in MLB history to go deep in a 1-0 game in the postseason, the 4th to do it in the 7th inning or later... Homered to lead off the 2nd inning off Anibal Sanchez in Game 5 at DET to put the Sox ahead 1-0... Tied a career postseason high with 3 hits in ALCS Game 5 at Comerica Park... Played in 5 World Series games vs. STL (3 starts)... Drove in 3 runs with a bases-loaded double in the bottom of the 1st inning of World Series Game 1 in Boston... Knocked an RBI single in the clinching Game 6.

2012: Hit 24 home runs in 108 games for the Rangers and earned 1st career All-Star selection.

👉 Ranked 6th in HR rate (14.7 AB/HR) and 8th in walk rate (56 BB, 7.5 PA/BB) among AL players with at least 400 PA... CWS's Adam Dunn was only major leaguer with better rates in both categories (13.2 AB/HR, 6.2 PA/BB).

👉 Joined TOR's Jose Bautista (27 HR) as the only players with at least 24 HR in fewer than 350 AB.

👉 Saw 4.41 pitches/PA, trailing only Dunn (4.43) and LAD's A.J. Ellis (4.43) among big leaguers.

👉 Led the club with 69 starts at catcher, with the Rangers going 37-32 in those games... Also made 24 starts at 1B and 9 at DH... Caught 8 of 50 (16.0%) base runners attempting to steal.

👉 Had 4 games of 3 or more walks, tied with 5 others for most in MLB.

👉 Had 3 different multi-HR games: 4/17 at BOS, 7/21 at LAA, and 9/30 vs. LAA (G2).

👉 Went deep in a career-high 5 straight games from 4/15-21 (G1), with the streak ending as a pinch-hitter in the nightcap... Also homered in consecutive games 5/27-28 and 9/30-10/1.

👉 Had 3 hits and 4 RBI in consecutive games, 4/17-18 at BOS... Was the 1st opponent with at least 3 hits and 4 RBI in consecutive games at Fenway Park since OAK's Reggie Jackson from 6/14-15/69.

👉 Started behind the plate for the AL in the All-Star Game on 7/10 in KC... Topped AL catchers with 4,317,718 fan votes... Played the first 5 innings (1-for-2).

👉 Of his last 21 hits beginning 7/21, 12 were home runs.

👉 Missed 33 games on the 15-day DL with a left quad strain from 8/11-9/14... Tried to play through the injury after multiple days off from 8/7-9, but was finally shut down... Batted .267 (4-for-15) with 3 HR, 2B, and 9 RBI on a 4-game rehab assignment with Triple-A Round Rock.



Mike Napoli

Mike Napoli, Continued

👉 Hit 7 HR and drove in 16 runs over his final 16 regular season games after the DL stint...Collected 6 RBI on 9/30 vs. LAA (G2), matching a career-high for the 2nd time (also 8/25/10 for LAA vs. TB).

POSTSEASON: Started at DH in the AL Wild Card Game, a 5-1 loss to the Orioles...Went 0-for-3, BB...Caught the last 2 innings of the game.

2011: Set career highs with a .320 AVG and 30 HR in 113 games for TEX.

👉 Among major leaguers with at least 400 PA, ranked 1st in SLG (.631) and 2nd in OPS (1.046) and AB/HR ratio (12.3), trailing only TOR's Jose Bautista...Among AL players with 400 PA, placed 6th in AVG and 3rd in OBP (.414).

👉 Joined Bautista (.302/.447/.608) as only players to compile a .300 AVG, .400 OBP, and .600 SLG in at least 400 PA.

👉 Batted .372 (32-for-86) with RISP, 4th best in the AL...Ranked 2nd in the AL with a .358 AVG (19-for-53) in close and late situations.

👉 His .332 AVG (64-for-193) on the road ranked 3rd in the AL (min. 200 PA).

👉 Started at C (57), 1B (27), and DH (18), ranking among team's top 3 in starts at each position.

👉 Posted a career-best .996 fielding percentage (2 E/458 TC) in 61 games behind the plate, tops among AL catchers with at least 50 games.

👉 Had a club-record 3.16 catcher's ERA, best in the AL and 3rd in MLB among catchers with at least 50 starts...TEX was 42-15 (.737) in his 57 starts behind the plate...Caught 10 of 31 (32.3%) attempted base stealers, 4th best among AL catchers with at least 50 starts.

👉 Had a .996 fielding percentage (1 E/243 TC) in 35 games at 1B, including 27 starts.

👉 Was on the 15-day DL from 6/12-7/3 with a strained left oblique muscle...Played 4 games on rehab with Triple-A Round Rock (.267, 4-for-15, 3 HR, 9 RBI).

👉 Batted an ML-best .378 (88-for-233) in 67 games after returning from the DL on 7/4.

👉 Led the majors with a .706 SLG, 1.171 OPS, and 11.89 AB/HR ratio after the All-Star break...Ranked 2nd among ML 2nd-half leaders in AVG (.383) and OBP (.466).

👉 Selected as Rangers Player of the Month for August (.304, 31-for-102, 20 runs, 5 2B, 7 HR, 17 RBI in 28 G)...Posted a season-best 11-game hit streak from 8/12-22 (.311, 14-for-45).

👉 Topped MLB with a .443 AVG (27-for-61) in July and tied DET's Miguel Cabrera for best September AVG in the majors (.429).

👉 Joined MIL's Prince Fielder and CWS's Carlos Quentin as the only major leaguers all year with 2 games of at least 3 XBH and 4 RBI (5/30 at TB, 7/8 vs. OAK).

👉 Drove in a run in a career-high 7 straight games from 7/29-8/5.

POSTSEASON: Helped the Rangers to the World Series, a 7-game loss to STL...Had a team-high (min. 20 AB) .328 AVG (19-for-58) while starting all 17 postseason games (15 at C; 1 at 1B; 1 at DH)...Ranked 2nd on the club in RBI (15), T-2nd in hits, and 3rd in runs (11), SLG (.500) and OBP (.414)...Hit .357 (5-for-14) in the ALDS with a 7th-inning go-ahead homer in a 4-3 win in Game 3 at TB...Had a .292 AVG (7-for-24) in the ALCS with lone RBI a game-winning 11th-inning single in Game 4 at DET...In the WS, batted .350...(7-for-20) with 10 RBI...Tied for the 3rd-most ever RBI in a Fall Classic, most since CLE's Sandy Alomar, Jr. in 1997 (10)...Homed in Games 1 and 4 and connected for a game-winning 2-run double in the 8th inning of Game 5 in TEX...Strained a ligament in his left ankle in Game 6 running the bases but started Game 7.

2010: Led the Angels in HR (26) and SLG (.468) in final season with the club...Tied for 4th on the team in 2B (24) and ranked 5th in RBI (68).

👉 Played a career-high 140 games.

👉 Tied for 7th in the AL in strikeouts (137) and tied for 8th in HBP (11).

👉 After appearing exclusively behind the plate in first 4 seasons with LAA, started 67 games at 1B (70 total games) and 59 at C (66 total games).

👉 Became the Angels' primary 1B following the season-ending injury to Kendrys Morales on 5/29.

👉 Hit just .201 (34-for-169) in final 53 games, dropping season AVG from .261 to .238.

👉 Homered 8 times in May, which tied the club's single-month record as a catcher (also Earl Averill in May 1961).

👉 Ranked 4th in MLB with 18 XBH in May (10 2B, 8 HR), most by a ML catcher for a month since TEX's Ivan Rodriguez in May 2000 (22).

2009: Led the Angels with 84 starts and 96 total games at catcher.

👉 Set career-highs in games, starts, and innings behind the plate.

👉 Also appeared in 18 games (16 starts) at DH, going 23-for-64 (.359) with 3 HR and 11 RBI at that position.

👉 Had a .330 AVG (31-for-94) vs. left-handed pitchers.

👉 Totaled 20 HR and tied for 4th in the AL with 17 HR as a catcher.

👉 Hit walk-off double with 2 out in the 10th inning on 7/23 vs. MIN.

👉 Doubled in 4 straight games from 7/10-16...Then went deep 5 times in a 10-game stretch from 7/21-31.

POSTSEASON: Played in 7 postseason contests (5 starts) as LAA made it to the ALCS...Hit .250 (1-for-4) with 2B, R, and 2 HBP in a pair of starts during a 3-game ALDS sweep of BOS...Went 1-for-9 (.111) over 5 games (3 starts) in a 6-game ALCS loss to NYY.

2008: Started 71 games behind the plate for the Angels.

- 👉 Stole a career-high 7 bases, tied for the 2nd most as a catcher in the AL.
 - 👉 Half of his 12 hits in April left the park...His 6 home runs in the month tied for the team lead.
 - 👉 Homered 10 times in his first 27 games of year through 5/18.
 - 👉 Named Angels Player of the Month for September...Led the AL (2nd in ML) with a .453 AVG (24-for-53) while tallying 6 HR and 16 RBI in the month.
 - 👉 Finished season with multiple hits in 7 of his last 8 games beginning 9/18, including 4, 3-hit efforts...Led MLB with a .667 AVG (18-for-27) in that stretch, raising his season AVG from .220 to .273.
 - 👉 On DL from 7/6-8/7 with irritation in right shoulder...Underwent arthroscopic surgery on right shoulder on 10/31.
- POSTSEASON:** Went 3-for-12 (.250) with 2 HR and 4 RBI in a 4-game ALDS loss to BOS...Played in all 4 games with 3 starts...Both homers came off Josh Beckett in LAA's only win of the series, Game 3 at Fenway Park...Were LAA's only long balls of the series...Was 6th catcher with a multi-HR game in a postseason contest.

2007: Made 1st Opening Day roster with the Angels in 1st full ML season.

- 👉 Led the Angels with 75 games behind the plate.
- 👉 Missed 43 games with 2 stints on the 15-day DL...Sidelined on 7/2 with a high left ankle sprain and activated on 7/18...Went on the DL again on 7/28 with a strained right hamstring and was not activated until 9/1.
- 👉 Had 31 RBI in his last 46 games with an AB.
- 👉 Had a career-best 14-game hit streak from 5/8-28, batting .354 (17-for-48) with 5 2B, 4 HR, and 12 RBI in that stretch.
- 👉 Drove in a run in 6 straight games from 5/18-27...Had a career-high 4 straight multi-RBI games from 6/2-8.
- 👉 Scored a run in a career-high 10 straight games from 5/13-27.

POSTSEASON: Appeared in all 3 games in an ALDS sweep by BOS, including 2 starts behind the plate...Went 1-for-6 (.167) with a single off Curt Schilling in Game 3.

2006: Made ML debut with the Angels, knocking 16 home runs in 99 games.

- 👉 Recalled on 5/4 for ML debut after opening the season at Triple-A Salt Lake...Debuted that night at DET after just 21 games of Triple-A experience.
- 👉 Became 3rd Angels player to homer in 1st ML at-bat, connecting off Justin Verlander in the 3rd inning.
- 👉 Went on to start a team-high 77 games behind the plate for the Halos...Threw out 29.6% of attempted base stealers (16 of 54).
- 👉 Had a 3.76 catcher's ERA, best among AL catchers with at least 35 starts (2nd in MLB).
- 👉 Led AL rookies (min. 300 PA) in SLG (.455) and OPS (.815)...Ranked 2nd among AL rookies in walks (51), and tied for 2nd in HR (16), the most long balls ever by an Angels' rookie catcher.
- 👉 Averaged 12.2 AB/HR over his first 50 games from 5/4-7/15 (146 AB/12 HR)...His 12 HR were 2nd most ever by an Angel in his first 50 games (Wally Joyner in 1986, 17).
- 👉 Connected for first 2 career multi-homer games on 6/10 vs. SEA and 7/1 vs. LAD.
- 👉 Reached base safely in 11 consecutive PA from 6/19 (4th PA) through 6/23.
- 👉 In 21 games for Salt Lake to begin the season, batted .244 (19-for-78) with 3 HR, and 10 RBI.

2005: Made the jump to Double-A, spending the entire season with Arkansas...Named a Texas League Mid- and Post-Season All-Star.

- 👉 Led all Double-A hitters with 99 RBI and also topped the Texas League with 31 HR...Was his 2nd straight season leading his league in both categories.
- 👉 Also finished among Texas League leaders in XBH (2nd, 55), SLG (5th, .508), and runs (5th, 96).
- 👉 Topped Texas Leaguers with 109 games behind the plate.
- 👉 Knocked 29 HR over his final 95 games after tallying just 2 over his first 36 contests.
- 👉 Was TL Player of the Week for 5/23-29 (.476, 10-for-21, 2 2B, 3 HR, 8 RBI in 6 G)...Homered in 3 straight games from 5/27-29.
- 👉 Batted .346 (9-for-26) with 4 HR and 9 RBI in 7 games during the TL playoffs, helping the Travelers to the Championship Series.
- 👉 Also played for Aguilas in the Dominican Winter League.

2004: Topped the California League in HR (29), RBI (118), and BB (tied, 88) with High-A Rancho Cucamonga...Was named a CL Mid-Season and Post-Season All-Star.

- 👉 Ranked among all minor leaguers in RBI (7th) and BB (9th).
- 👉 Also T-3rd in the CL in XBH (62) and placed 4th in SLG (.539) and total bases (260).
- 👉 Was the Angels' Minor League Player of the Month for both April and May...During those 2 months, combined to hit .337 (58-for-172) with 15 HR, and 59 RBI in 45 games.
- 👉 Was a 3-time CL Player of the Week selection: 4/13-20, 5/3-9, and 7/12-18.

2003: Limited to 47 games with High-A Rancho Cucamonga...Underwent season-ending surgery to repair torn labrum in his right shoulder.

Mike Napoli, Continued

👉 Surgery was performed by Dr. Lewis Yocum.

2002: Appeared at C (37 games), 1B (9), and 3B (1) for Single-A Cedar Rapids.

👉 Club won the Midwest League's West Division...Played in 2 postseason games.

2001: Split 1st full season in the pros between Single-A Cedar Rapids and High-A Rancho Cucamonga.

👉 Opened year in extended spring training before being assigned to the Quakes on 6/12.

👉 Played in 7 games before spending rest of year at Cedar Rapids.

👉 Had 4 of 5 home runs over a 7-game span from 7/26-8/3.

2000: Appeared in just 10 games at Rookie-level Butte before being sidelined with a lower back strain.

Personal

👉 Graduated from Charles Flanagan High School in Pembroke Pines, FL in 2000...Earned High School All-American 1st team honors as a DH.

👉 Originally signed as the Angels' 17th-round selection in the June 2000 draft by Todd Claus, now the Red Sox' Latin American Coordinator and International Crosschecker.

In the Community

In January 2015, the Boston chapter of the Baseball Writers' Association of America presented Mike with the Tim Wakefield Award, recognizing his charitable spirit in community service...Honored at the Boston Children's Hospital Champions for Children dinner...Made multiple visits to the hospital and purchased tickets for patients as part of his Bearded Bunch program...Interacted with fans at Red Sox Winter Weekend during the 2014-15 offseason...Has attended numerous events benefitting the Red Sox Foundation over the past two seasons, including Casino Night, Picnic in the Park and the Welcome Home Party...Participated in the Red Sox Destinations program in 2013 and 2014...Attended the Diamond Dinner benefitting the Children's Hospital of Southwest Florida in 2014 after participating in the hospital's charity golf tournament the previous year...Met with Jimmy Fund patients, and participated in the "Days of Service" event in Fort Myers...Also visited patients at Walter Reed Medical Center...In 2013, spoke to children at the Red Sox Kids Camp...Spent time in the hospital visiting victims of the Boston Marathon bombings... During his time with Texas, made several appearances on the club's Winter Caravan in 2012...Prior to his time with the Rangers, assisted with Angels youth baseball clinics and charitable events.



Mike Napoli's Career Record

YEAR	CLUB	AVG.	G	AB	R	H	2B	3B	HR	RBI	SH	SF	HB	BB	SO	SB	CS	E
2000	Butte	.231	10	26	3	6	2	0	0	3	1	1	0	8	8	1	0	3
2001	Rancho Cucu.	.200	7	20	3	4	0	0	1	4	0	0	0	8	11	0	0	1
	Cedar Rapids	.232	43	155	23	36	10	1	5	18	1	1	2	24	54	3	2	1
2002	Cedar Rapids	.251	106	362	57	91	19	1	10	50	0	6	4	62	104	6	5	7
2003	Rancho Cucu.	.267	47	165	28	44	10	1	4	26	0	3	4	23	32	5	0	2
2004	Rancho Cucu.	.282	132	482	94	136	29	4	29	118	1	8	5	88	166	9	5	12
2005	Arkansas	.237	131	439	96	104	22	2	31	99	0	5	9	88	140	12	4	14
2006	Salt Lake	.244	21	78	12	19	6	0	3	10	0	0	4	8	29	1	1	1
	LA ANGELS	.228	99	268	47	61	13	0	16	42	0	1	5	51	90	2	3	8
2007	LA ANGELS	.247	75	219	40	54	11	1	10	34	1	5	5	33	63	5	2	7
2008	Rancho Cucu.	.571	5	14	3	8	3	0	1	4	0	1	0	2	2	0	0	0
	LA ANGELS	.273	78	227	39	62	9	1	20	49	1	6	5	35	70	7	3	3
2009	LA ANGELS	.272	114	382	60	104	22	1	20	56	0	3	7	40	103	3	3	8
2010	LA ANGELS	.238	140	453	60	108	24	1	26	68	0	4	11	42	137	4	2	12
2011	Round Rock	.267	4	15	3	4	1	0	3	9	0	1	0	2	4	0	0	0
	TEXAS	.320	113	369	72	118	25	0	30	75	0	2	3	58	85	4	2	3
2012	TEXAS	.227	108	352	53	80	9	2	24	56	0	2	7	56	125	1	0	7
2013	BOSTON	.259	139	498	79	129	38	2	23	92	0	1	6	73	187	1	1	6
2014	BOSTON	.248	119	415	49	103	20	0	17	55	0	3	4	78	133	3	2	8
Major League Totals		.257	985	3183	499	819	171	8	186	527	2	27	53	466	993	30	18	62
Minor League Totals		.257	506	1756	322	452	102	9	87	341	3	26	28	313	550	37	17	41
Red Sox Totals		.254	258	913	128	232	58	2	40	147	0	4	10	151	320	4	3	14

Mike Napoli

- 2000 Signed by the Anaheim Angels as a 17th-round selection in the June Draft
- 2007 On disabled list with a high left ankle sprain, 7/2-7/17
- 2007 On disabled list with a strained right hamstring, 7/28-8/31
- 2008 On disabled list with right shoulder inflammation, 7/6-8/7
- 2011 Acquired by the Toronto Blue Jays with OF Juan Rivera in exchange for OF Vernon Wells on 1/21
- 2011 Acquired by the Texas Rangers in exchange for RHP Frank Francisco and cash considerations on 1/25
- 2011 On disabled list with a strained left oblique, 6/12-7/3
- 2012 Signed by the Boston Red Sox as a free agent on 1/23
- 2012 On disabled list with a left quad strain, 8/11-9/14
- 2013 Re-signed by the Boston Red Sox as a free agent on 12/13
- 2014 On disabled list with a left fourth finger sprain, 5/24-6/7

Additional Batting Statistics

YEAR	CLUB	OBP	SLG	OPS	TB	GDP
2006	LA ANGELS	.360	.455	.815	122	2
2007	LA ANGELS	.351	.443	.794	97	5
2008	LA ANGELS	.374	.586	.960	133	3
2009	LA ANGELS	.350	.492	.842	188	6
2010	LA ANGELS	.316	.468	.784	212	15
2011	TEXAS	.414	.631	1.046	233	10
2012	TEXAS	.343	.469	.812	165	9
2013	BOSTON	.360	.482	.842	240	15
2014	BOSTON	.370	.419	.789	174	12
Major League Totals		.359	.491	.850	1564	77

Wild Card Record

YEAR	CLUB	AVG.	G	AB	R	H	2B	3B	HR	RBI	SH	SF	HB	BB	SO	SB	CS	E
2012	TEX vs. BAL	.000	1	3	0	0	0	0	0	0	0	0	0	1	2	0	0	0

Division Series Record

YEAR	CLUB	AVG.	G	AB	R	H	2B	3B	HR	RBI	SH	SF	HB	BB	SO	SB	CS	E
2007	LAA vs. BOS	.167	3	6	0	1	0	0	0	0	0	0	0	0	3	0	0	0
2008	LAA vs. BOS	.250	4	12	3	3	0	0	2	4	0	0	1	2	3	0	0	0
2009	LAA vs. BOS	.250	2	4	1	1	1	0	0	0	0	0	2	0	1	0	0	0
2011	TEX vs. TB	.357	4	14	3	5	0	0	1	4	0	0	0	1	5	1	0	0
2013	BOS vs. TB	.154	4	13	1	2	1	0	0	1	0	0	0	4	4	0	0	0
Division Series Totals		.245	17	49	8	12	2	0	3	9	0	0	3	7	16	1	0	0

League Championship Series Record

YEAR	CLUB	AVG.	G	AB	R	H	2B	3B	HR	RBI	SH	SF	HB	BB	SO	SB	CS	E
2009	LAA vs. NYY	.111	5	9	0	1	0	0	0	0	0	0	0	0	3	0	0	0
2011	TEX vs. DET	.292	6	24	6	7	0	0	0	1	0	0	0	3	4	0	0	0
2013	BOS vs. DET	.300	6	20	4	6	2	0	2	2	0	0	0	1	11	0	0	0
LCS Totals		.264	17	53	10	14	2	0	2	3	0	0	0	4	18	0	0	0

World Series Record

YEAR	CLUB	AVG.	G	AB	R	H	2B	3B	HR	RBI	SH	SF	HB	BB	SO	SB	CS	E
2011	TEX vs. STL	.350	7	20	2	7	1	0	2	10	0	2	0	6	4	0	0	1
2013	BOS vs. STL	.154	5	13	0	2	1	0	0	4	0	0	0	1	6	0	0	0
World Series Totals		.273	12	33	2	9	2	0	2	14	0	2	0	7	10	0	0	1

Mike Napoli, Continued

All-Star Game Record

YEAR	CLUB	AVG.	G	AB	R	H	2B	3B	HR	RBI	SH	SF	HB	BB	SO	SB	CS	E
2012	AL at KC	.500	1	2	0	1	0	0	0	0	0	0	0	0	1	0	0	0

Career Fielding Record

YEAR	CLUB	POS	PCT.	G	GS	PO	A	E	TC	DP
2006	LA ANGELS	C	.987	94	77	575	48	8	631	2
2007	LA ANGELS	C	.986	75	68	460	32	7	499	2
2008	LA ANGELS	C	.994	75	71	469	21	3	493	3
2009	LA ANGELS	C	.986	96	84	526	48	8	582	7
2010	LA ANGELS	C	.986	66	59	405	32	6	443	4
		1B	.989	70	67	502	44	6	552	33
2011	TEXAS	C	.996	61	57	431	25	2	458	4
		1B	.996	35	27	223	19	1	243	21
2012	TEXAS	C	.993	72	69	511	37	4	552	1
		1B	.984	28	24	174	15	3	192	13
2013	BOSTON	1B	.994	131	123	976	87	6	1069	96
2014	BOSTON	1B	.992	110	109	904	71	8	983	92
	Career Totals	C	.990	539	485	3377	243	38	3658	23
		1B	.992	374	350	2779	236	24	3039	255

Career Single-Game Highs

HITS	4, 6 times, last 9/7/11 for TEX at TB
DOUBLES	2, 11 times, last 8/6/14 at STL
HOME RUNS	2, 13 times, last 9/7/13 at NYY
RBI	6, 2 times, last 9/30/12 for TEX vs. LAA (G2)
RUNS SCORED	3, 14 times, last 7/21/14 at TOR
WALKS	3, 15 times, last 9/17/14 at PIT
STRIKEOUTS	4, 5 times, last 7/6/14 vs. BAL
STOLEN BASES	1, 30 times, last 9/5/14 vs. TOR
HITTING STREAK	14, 5/8/07-5/28/07
EJECTIONS (2)	9/15/13 vs. NYY (HP Ron Kulpa) 8/10/14 vs. LAA (HP CB Bucknor)

Home Run Notes

MULTI-HOME RUN GAMES (13)

2-HOME RUN GAMES (13)

6/10/06 for LAA vs. SEA
7/1/06 for LAA vs. LAD
5/18/08 for LAA vs. LAD
4/1/09 for LAA vs. BOS
5/30/11 for TEX at TB
9/27/11 for TEX at LAA
9/28/11 for TEX at LAA
4/17/12 for TEX at BOS
7/21/12 for TEX at LAA
9/30/12 for TEX vs. LAA (G2)
5/11/13 at TOR
7/21/13 vs. NYY
9/7/13 at NYY

LEADOFF HOME RUNS (0)

GRAND SLAMS (6)

4/9/08 for LAA vs. CLE off Paul Byrd
8/25/10 for LAA vs. TB off Jeff Niemann
7/8/11 for TEX vs. OAK off Gio Gonzalez
4/22/13 vs. OAK off A.J. Griffin
6/1/13 at NYY off Phil Hughes
9/6/13 at NYY off Boone Logan

PINCH-HIT HOME RUNS (0)

EXTRA-INNING HOME RUNS (3)

7/21/13 vs. NYY off Adam Warren (11th)
6/18/14 vs. MIN off Casey Fien (10th)
8/26/14 at TOR off Sergio Santos (11th)

GAME-ENDING HOME RUNS (3)

9/12/08 for LAA vs. SEA off Miguel Batista
7/21/13 vs. NYY off Adam Warren
6/18/14 vs. MIN off Casey Fien

INSIDE-THE-PARK HOME RUNS (0)

29 DANIEL NAVA

OF/1B



Daniel Nava

Full Name: Daniel Nava
Bats: Switch **Throws:** Left **Height:** 5-11 **Weight:** 200
Opening Day Age: 32
Born: February 22, 1983 in Redwood City, CA
Resides: San Carlos, CA
Major League Service: 3 years, 45 days
Acquired: Signed as a minor league free agent on January 17, 2008
Signed By: Jared Porter (Red Sox)
Contract Status: Signed through 2015

Career Highlights

- 🔴 Has played 395 career ML games over parts of 4 seasons with the Red Sox (2010, 2012-14)...Leads the Red Sox in games (299) and starts (264) in the OF over the last 3 seasons from 2012-14.
- 🔴 In 203 games at Fenway Park, has hit .286 (178-for-622) with a .385 OBP, the 9th-best mark at home in the AL since 2010 (min. 500 PA).
- 🔴 Switch-hitter owns a career .293 AVG/.385 OBP/.428 SLG line against right-handed pitching.
- 🔴 His 42 career HBP are the most ever by a Red Sox in his first 4 ML seasons...Leads the AL with 25 HBP since the start of 2013.
- 🔴 Went undrafted and was purchased from the Chico Outlaws of the independent Golden Baseball League on 1/17/08...Had a .306 AVG/.403 OBP/.474 SLG in the Red Sox minor league system.
- 🔴 Winner of 2012 Lou Gorman Award, created in 2011 and given annually to a Red Sox minor league player who has demonstrated dedication and perseverance in overcoming obstacles while working his way to the major league team.
- 🔴 Received a 2013 Special Achievement Award from the Boston Baseball Writers as the Most Improved Red Sox.
- 🔴 Connected for a grand slam on his 1st pitch seen in the major leagues vs. PHI on 6/12/10 off Joe Blanton, the 2nd major leaguer ever to do that (also Kevin Kouzmanoff, 9/2/06 at TEX with CLE).
- 🔴 Played in 9 postseason games during BOS' run to the World Series championship in 2013...Had the Sox' only hit in ALCS Game 1, a single with 1 out in the 9th inning off Joaquin Benoit.

2014: Spent most of the season with Boston and ranked 2nd on the team with 100 games in the OF.

- 🔴 Combined to start 88 games in the outfield, including a club-high 69 games and 57 starts in RF...Also played 38 games (31 starts) in LF, made 11 appearances (6 starts) at 1B, and made 1 start at DH.
- 🔴 Recorded a career-high 9 outfield assists, T-8th most in the AL...His 8 assists from RF ranked T-4th in the AL.
- 🔴 Tied for 7th in the AL with 10 HBP.
- 🔴 Had a .293 AVG (88-for-300) with all 4 HR and a .372 OBP vs. right-handed pitchers.
- 🔴 Hit a team-best .295 (23-for-78) with RISP (min. 20 PA), including 4-for-6 with the bases loaded.
- 🔴 Went 10-for-67 (.149) in his first 17 games and was optioned to Triple-A Pawtucket on 4/22...Recalled on 5/24 and went 0-for-10 in 5 games before rejoining the PawSox on 5/31.
- 🔴 Recalled again on 6/2 and played in 91 of the club's 104 games (76 starts) over the duration of the season...Hit .313 in June, .349 in July, .280 in August, and .299 in September.
- 🔴 In the last 4 months of the season, led the team (min. 300 PA) with a .308 AVG (T-9th in AL) and .379 OBP (11th in AL)...During that time, ranked 5th among AL outfielders in AVG and 4th in OBP.
- 🔴 From 6/1 through the end of the season, hit .323 (4th in AL) with a .395 OBP (6th in AL) vs. right-handed pitching.
- 🔴 Drew a career-high 3 BB on 6/15 vs. CLE, a 3-2 loss in 11 innings...Walked in each of his first 3 PA.
- 🔴 Pinch-hit and scored the game-winning run in back-to-back walk-off wins, 7/9 (2B) and 7/10 vs. CWS (BB).
- 🔴 Hit safely in a career-high 9 straight games from 9/14-24 (.333, 10-for-30).
- 🔴 Reached base safely in 15 of his last 17 starts beginning on 9/7...In that time, hit .322 (19-for-59) with 14 RBI.

- 🔴 Hit a grand slam in the 6th inning on 9/14 at KC, turning a 4-3 deficit into a 7-4 lead...Was his 2nd career slam, 1st since he did it on his 1st ML pitch seen on 6/12/10 vs. PHI.
- 🔴 While with Pawtucket from 4/25-5/23, hit .253 (21-for-83) with 3 2B, 3 HR, 14 RBI, and 12 BB...Reached safely by hit or walk in 21 of 24 Triple-A games.
- 🔴 Hit an inside-the-park HR on 5/16 at Indianapolis.

2013: Ranked 5th among AL qualifiers in OBP (.385) and 8th in AVG (.303)...Named Most Improved Red Sox Player by the Boston chapter of the BBWAA.

2013 AMERICAN LEAGUE OBP LEADERS

PLAYER	TEAM	OBP
Miguel Cabrera	DET	.442
Mike Trout	LAA	.432
Joe Mauer	MIN	.404
David Ortiz	BOS	.395
Daniel Nava	BOS	.385

Daniel Nava, Continued

👉 Reached safely in 105 of a career-high 134 games in his 1st full ML season...Reached in 104 of his 121 starts (86%).
👉 Had a .322 AVG (109-for-339) vs. right-handed pitchers, 7th best in the AL.
👉 Finished 2nd on the team and 5th in the AL with a .385 OBP, the 2nd-best mark among primary AL outfielders behind LAA's Mike Trout (.432)...His .831 OPS ranked 3rd among primary AL outfielders after Trout (.988) and TOR's Jose Bautista (.856).

👉 Among ML switch-hitters, ranked 1st in OBP, 2nd in OPS, T-5th in runs (77), and T-9th in RBI (66).
👉 Placed 2nd in the AL with 15 HBP and T-5th with 8 sac flies.
👉 Appeared in 69 games in RF (51 starts) and 63 in LF (56 starts)...Made only career ML appearance in CF with a start there on 7/8 at SEA...Also played 19 games at 1B (8 starts), his 1st pro action at the position.

👉 Had a career-high streak of 41 consecutive starts reaching base from 6/22-9/6 (.356, 53-for-149, 16 BB, 7 HBP, .439 OBP)...It was the 2nd-longest such streak in the AL in 2013 (Miguel Cabrera, 44 starts from 5/14-6/30) and the longest by a Red Sox since Kevin Youkilis' 44-start streak in 2008...No other Red Sox switch-hitter has compiled such a streak since at least 1916.

👉 10 of his 12 HR came off right-handed pitching...Had a .367 AVG (36-for-98) vs. righties beginning on 8/1.
👉 Led MLB (min. 150 PA) with a .356 AVG (47-for-132) and ranked 2nd in the AL with a .427 OBP from 8/1 through the end of the season...Had 14 2B with 2 HR, 14 RBI, and 13 BB in 40 games over that stretch.

👉 Collected a career-high-tying 4 hits on 4 occasions, tied for most 4-hit games on the team (also David Ortiz) and T-3rd in the AL.

👉 5 of his 12 HR gave the Red Sox a lead...Went deep in a career-high 3 straight games from 4/7-10.
👉 Homered in BOS' first 2 home games of the season, with a deciding 3-run shot in the 7th inning on 4/8 vs. BAL and a go-ahead solo homer in the 6th inning on 4/10 vs. BAL.

👉 Reached in all 4 PA on 5/23 vs. CLE (2-for-2, 2 BB).
👉 Knocked the deciding 3-run HR with 2 out in the 8th inning on 4/20 vs. KC to give the Sox a 4-2 lead in an eventual 4-3 victory...Was the Red Sox' 1st home game following the tragic events at the Boston Marathon.

👉 Led off 8 times, including in 5 straight games from 5/31-6/5 (.364, 8-for-22)...Scored career-high 4 runs 6/4 vs. TEX after a 3-for-4 effort (2 2B, RBI, BB, 5F).

👉 Drove in game-winning run in both Sox wins during a June series at TB...Had a 2-run HR for BOS' only runs in a 2-1 win on 6/12...Hit a go-ahead, 14th-inning single on 6/10, his 1st career go-ahead hit in 9th inning or later.

👉 Drove in the game-winning run in the top of the 10th inning on 7/11 at SEA with a single off Tom Wilhelmson.

👉 Batted .396 (19-for-48) in August, the 3rd-best mark in MLB in the month (2nd in AL).

POSTSEASON: Played in 9 postseason games en route to the World Series championship...Hit safely in 5 contests, batting .200 (5-for-25) with 2B, 2 RBI, and 3 BB...Made 7 starts (5 in LF, 2 in RF), including 6 on the road...Reached safely in 3 of 7 PA over 2 ALDS games, both starts in LF in Games 3 and 4 at TB...Went 1-for-2, 2 BB in clinching Game 4...Was 1-for-3 in each of his ALCS starts vs. DET...Had the Sox' only hit in ALCS Game 1, a 1-out single in the 9th inning off Joaquin Benoit...Played in 5 World Series games vs. STL, including starts in Games 3-5...In Game 1, had a pinch-hit 2B to lead off the bottom of the 8th inning and scored on Xander Bogaerts' sac fly...Drove in 2 of the Sox' 4 runs in a Game 3 loss, including the tying run with a 6th-inning single.

2012: Selected to BOS on 5/10 and remained with the Red Sox for the duration of the season...Had 2 separate stints on the DL due to left wrist problems.

👉 Played 88 games (71 starts) in his 1st ML action since his 2010 debut...Reached base in 66 of 85 games with a PA for the Red Sox in 2012.

👉 Led the club with 76 games and 66 starts in LF...Ranked 2nd on the team with 79 games in the OF overall...Tallied 5 assists, all from LF, 6th most from the position in the AL...Also appeared in 4 games in RF (2 starts) and started 3 times at DH.

👉 Was hit by a pitch a team-high 9 times, T-11th in the AL.

👉 Batted .269 (50-for-186) and ranked 9th in the AL with a .383 OBP against right-handed pitchers (min. 200 PA) compared to .185 (15-for-81) with a .280 OBP vs. lefties.

👉 Belted 6 HR after entering the season with just 1 ML homer on his 6/12/10 debut...His 1st HR of the season on 5/14 vs. SEA snapped a 60-game and 171-AB homerless drought.

👉 Homered in back-to-back games for the 1st time in his career on 9/30 at BAL and 10/1 at NYY.

👉 Reached safely in 22 of 25 leadoff starts after starting as the leadoff hitter just twice before in the majors...BOS won his first 7 career starts batting leadoff through 6/7, the longest such win streak for a Red Sox player to begin a career since at least 1920.

👉 Started in LF in each of BOS' first 25 games following his 5/10 call-up (through 6/5)...During that time the club went 16-9 and he batted .296 (24-for-81) with 10 2B, 2 HR, 16 RBI, and 17 BB.

👉 Reached base safely in 19 of 21 games in May following 5/10 call-up...Led Red Sox qualifiers with a .424 OBP in the month, 4th-best in the AL in May.

👉 Hit a 3-run 2B on 5/29 off Justin Verlander to put BOS ahead 4-0.

👉 Hit .324 (24-for-74) in 23 June games...Tallied a season-high 4 hits on 6/20 vs. MIA and 6/1 at TOR when he had career-best 3 XBH (all 2B) and scored a season-high-tying 3 runs.

Daniel Nava, Continued

👉 Scratched prior to 6/10 game with a sore left hand and did not start again until 6/20 vs. MIA.

👉 Missed 38 days over 2 stints on the 15-day DL with a left wrist sprain...Was placed on the DL on 8/1 (retro to 7/29) and activated 8/21.

👉 Appeared in both BOS games before landing on the DL for the same injury on 8/25...Played in 21 of the club's last 22 contests after coming off the DL on 9/9 (16 starts).

👉 Reached safely in each of his last 10 starts beginning 9/21 (.286, 10-for-35, 4 BB, HBP)...In that time, 5 of his 10 hits went for extra bases (3 2B, 2 HR).

👉 Started the year with 27 games for Triple-A Pawtucket, where he hit .316 (30-for-95) with 7 2B, 3B, 3 HR, 17 RBI, 19 R, 14 BB, and a SB...Prior to call-up, ranked among International League leaders in OBP (T-6th, .421) and OPS (8th, .926).

2011: Spent entire season with Triple-A Pawtucket, leading the team with 69 runs while topping club qualifiers with a .372 OBP...Finished 3rd in the International League with 70 walks.

👉 Ranked 2nd on the team with 121 games and 441 AB...Appeared in 94 contests in LF and 4 times in RF.

👉 Was designated for assignment by BOS on 5/20 and rejoined the PawSox on 5/26 after being outrighted from the 40-man roster.

👉 Posted an IL-best 34-game on-base streak from 5/26-7/5, during which he went 44-for-125 (.352), 9 2B, 3 HR.

👉 During that time, hit safely in 17 straight home games from 5/29-7/1, the longest home hit streak of the season in the IL, batting .397 (27-for-68), 5 2B, 3 HR.

👉 Tallied multiple hits in 5 straight games from 6/12-17 (.476, 10-for-21).

👉 Hit .326 (33-for-101) with 9 2B, 3B, and 7 HR over his last 30 games beginning 8/5.

👉 Played in all 3 of the PawSox' playoff games.

2010: Played 60 games over 3 stints with BOS in his 1st career ML action.

👉 Was selected to BOS on 6/12 and debuted that day vs. PHI...Became the 3rd player in modern ML history (since 1900) to hit a grand slam in his 1st big league PA, joining FLA's Jeremy Hermida on 8/31/05 vs. STL and TEX's Kevin Kouzmanoff on 9/2/06 at TEX...PHI's Bill Duggleby also did it against the New York Giants on 4/21/1898...Joined Kouzmanoff as the only 2 players in ML history to accomplish the feat on the 1st pitch they saw in the big leagues.

👉 Became the 10th player to go deep in his 1st PA with the Red Sox and the 2nd to do it in 2010 (also Darnell McDonald, 4/20 vs. TEX)...Joined Rip Repulski (5/10/60 vs. CWS) as the only players ever to hit a grand slam in their 1st PA with the club.

👉 His 4 RBI on 6/12 tied for the most ever by a Red Sox player in his 1st ML game, matching Merrill Combs (4, 9/12/47 vs. CLE)...Also doubled in that game, becoming the 1st player in ML history to have 2 extra-base hits, including a grand slam, in his ML debut.

👉 Started 44 games, all in LF, and did not commit an error in 67 chances...Collected 2 assists, 1 of 9 AL rookies with multiple OF assists.

👉 Reached safely in 42 of his 58 ML games with a PA, including 4 of his 12 PA as a pinch hitter (.200, 2-for-10, 1 BB, 1 HBP, 2 RBI).

👉 Finished T-7th among AL rookie leaders with 14 2B and 9th with 26 RBI.

👉 Reached in each of his first 12 ML games from 6/12-25, the longest streak by a Red Sox player to begin his career since Mo Vaughn's 12-gamer from 6/27-7/11/91.

👉 Appeared in 29 games (25 starts) in his 1st stint with BOS from 6/12-7/21 and hit .286 (26-for-91) with a HR and 16 RBI...Made 1 appearance as a pinch-hitter and stayed in the game in LF in his 2nd call-up from 8/2-3, going 1-for-2 at the plate...Returned for the balance of the season on 8/17, appearing in 30 games (19 starts) and hitting .176 (12-for-68) with 10 RBI.

👉 Started both ends of a doubleheader on 10/2 vs. NYY and reached in 5 of his 10 PA, including 4 times on base (2 H, 2 HBP) in Game 2.

👉 Was leading the Triple-A PawSox with a .294 AVG, 58 hits, 13 2B (tied), 8 HR, 38 RBI, 28 R, .364 OBP, .492 SLG, and 97 total bases in 54 games at time of original selection to the ML roster on 6/12.

👉 Hit .289 (82-for-284) in 77 games overall with Pawtucket, with 16 2B, 3B, 10 HR, and 48 RBI.

2009: Led Red Sox farmhands with a .352 AVG (80-for-227) and a .458 OBP in 61 games between High-A Salem and Double-A Portland.

👉 Did not qualify for season leaders after missing over 2 months to start the season...Reinstated with Salem on 6/11 but played just 6 games before another DL stint from 6/19-7/9.

👉 Combined to reach safely in his first 17 contests with the Salem Sox...Ranked 2nd in the Carolina League with a .347 AVG in July (26-for-75).

👉 Promoted to Double-A Portland on 8/5 and reached safely via hit or walk in 31 of 32 games with the Sea Dogs in his 1st Double-A experience...Led the Eastern League with a .479 OBP beginning on his 8/5 transfer to Portland.

👉 Drew 25 BB compared to just 12 SO while batting .364 (43-for-118) with 4 HR and 23 RBI in Double-A action.

👉 Hit .382 (34-for-89) in August, 3rd best in the EL...Named Red Sox Minor League Offensive Player of the Month for August/September.

Daniel Nava, Continued

2008: Won the California League batting title and led Red Sox minor leaguers with a .341 AVG (110-for-323) at High-A Lancaster in his organizational debut.

- 👉 Had his contract purchased from the Chico Outlaws of the independent Golden Baseball League on 1/17.
- 👉 Also led the Red Sox farm system and ranked 2nd in the league in OBP (.424)...Paced the CL and ranked 2nd among Red Sox minor leaguers in OPS (.948)...Finished 5th in the league in SLG (.523).
- 👉 Hit .257 (9-for-35) in 9 playoff games with a club-best 7 runs.
- 👉 Ranked 3rd on the JetHawks with 110 hits despite missing from 8/12-29 on the DL.
- 👉 Hit 2 of Lancaster's single-game franchise-record 7 HR on 5/8 vs. High Desert...Also connected for a pair of HR on 7/20 at High Desert.
- 👉 Hit .418 in May, .338 in June, .347 in July, and .340 in August/September.

2007: Selected as the Golden Baseball League MVP after leading the Chico Outlaws to the league championship.

- 👉 Was named top independent league prospect by *Baseball America*.
- 👉 His .371 AVG was 2nd best in Golden League history...Also ranked among league leaders in SLG (2nd, .625), total bases (2nd, 160), XBH (T-2nd, 38), BB (3rd, 48), runs (3rd, 70), RBI (T-4th, 59), and HR (T-5th, 12).
- 👉 Was named the Golden League's Player of the Month for June.

Personal

- 👉 Married to Rachel...The couple has a daughter, Faith.
- 👉 Led the West Coast Conference in AVG (.395) and OBP (.495), and posted a 1.000 fielding percentage in 54 games in his only season with Santa Clara (CA) University as a senior in 2006.
- 👉 Hit over .400 in 2 seasons at the College of San Mateo from 2004-05.
- 👉 Graduated from St. Francis (CA) High School in 2001.

In the Community

Daniel has attended multiple events benefitting the Red Sox Foundation, such as Casino Night, Picnic in the Park – attending a birthday party afterward, as part of the auction experience – and the Welcome Home Party...Also threw out the first pitch for the Red Sox Foundation's RBI program on their opening day in 2013...Meets with Jimmy Fund patients during their trips to Fenway Park...Visited patients at Walter Reed Medical Center...Also participated in the Kid Nation press conference, and greeted fans at the gates before a 2014 home game...Signed autographs for fans at the JetBlue Park open house in 2013...Visited the hospital to spend time with victims of the Boston Marathon bombings... During the 2012-13 offseason, participated in the team's January caravan visiting sites around Boston, including stops at the Jimmy Fund and Boston Children's Hospital...In 2012, visited the JFK Library to read to children during the trip...Also met with Jimmy Fund patients during their trip to Chicago, and participated in the Healthy Kids Summit...Participated in Sox Talks, speaking to inner-city children...Also took part in the Ultimate Outdoor Experience, sponsored by L.L. Bean...In 2010, he attended a BoSox Club Luncheon, took part in a player/fan photo session and greeted fans at the gates before a home game.

Daniel Nava's Career Record

YEAR	CLUB	AVG.	G	AB	R	H	2B	3B	HR	RBI	SH	SF	HB	BB	SO	SB	CS	E
2007	Chico	.371	72	256	70	95	23	3	12	59	0	4	6	48	42	18	2	5
2008	Lancaster	.341	85	323	54	110	27	1	10	59	2	4	7	43	70	4	3	5
2009	Salem	.339	29	109	18	37	12	1	1	13	1	1	1	18	21	0	2	2
	Portland	.364	32	118	25	43	10	1	4	23	0	0	1	25	12	0	0	2
2010	Pawtucket	.289	77	284	41	82	16	1	10	48	0	2	11	28	64	4	2	1
	BOSTON	.242	60	161	23	39	14	1	1	26	0	0	8	19	46	1	1	0
2011	Pawtucket	.268	121	441	69	118	27	2	10	48	1	4	6	70	88	10	3	1
2012	Pawtucket	.313	29	99	20	31	7	1	4	18	0	1	4	16	15	1	1	0
	BOSTON	.243	88	267	38	65	21	0	6	33	2	2	9	37	63	3	0	2
2013	BOSTON	.303	134	458	77	139	29	0	12	66	4	8	15	51	93	0	2	4
2014	BOSTON	.270	113	363	41	98	21	0	4	37	0	2	10	33	81	4	2	4
	Pawtucket	.253	24	83	12	21	3	0	3	14	0	2	1	12	21	2	1	0
	Major League Totals	.273	395	1249	179	341	85	1	23	162	6	12	42	140	283	8	5	10
	Minor League Totals	.303	397	1457	239	442	102	7	42	223	4	14	31	212	291	21	12	11

- 2008 Signed by the Boston Red Sox as a non-drafted free agent on 1/17
- 2012 On disabled list with a left wrist sprain, 7/29-8/20
- 2012 On disabled list with a left wrist sprain, 8/25-9/8

Additional Batting Statistics

YEAR	CLUB	OBP	SLG	OPS	TB	GDP
2010	BOSTON	.351	.360	.711	58	5
2012	BOSTON	.352	.390	.742	104	5
2013	BOSTON	.385	.445	.830	204	10
2014	BOSTON	.346	.361	.706	131	5
Major League Totals		.362	.398	.760	497	25

Division Series Record

YEAR	CLUB	AVG	G	AB	R	H	2B	3B	HR	RBI	SH	SF	HP	BB	SO	SB	CS	E
2013	BOS vs. TB	.200	2	5	0	1	0	0	0	0	0	0	0	2	2	0	1	0

League Championship Series Record

YEAR	CLUB	AVG	G	AB	R	H	2B	3B	HR	RBI	SH	SF	HP	BB	SO	SB	CS	E
2013	BOS vs. DET	.333	2	6	0	2	0	0	0	0	0	0	0	1	3	0	0	0

World Series Record

YEAR	CLUB	AVG	G	AB	R	H	2B	3B	HR	RBI	SH	SF	HP	BB	SO	SB	CS	E
2013	BOS vs. STL	.143	5	14	1	2	1	0	0	2	0	0	0	0	4	0	0	0

Career Fielding Record

YEAR	CLUB	POS	PCT.	G	GS	PO	A	E	TC	DP
2010	BOSTON	OF	1.000	54	44	65	2	0	67	0
2012	BOSTON	OF	.983	79	68	111	5	2	118	0
2013	BOSTON	1B	.986	19	8	63	6	1	70	5
		OF	.984	120	108	181	5	3	189	0
2014	BOSTON	OF	.984	100	88	178	9	3	190	1
		1B	.983	11	6	51	6	1	58	5
Career Totals		1B	.984	30	14	114	12	2	128	10
		OF	.986	353	308	535	21	8	564	1

Career Single-Game Highs

HITS	4, 6 times, last 9/28/13 at BAL
DOUBLES	3, 6/1/12 at TOR
HOME RUNS	1, 23 times, last 9/14/14 at KC
RBI	4, 3 times, last 9/14/14 at KC
RUNS SCORED	4, 6/4/13 vs. TEX
WALKS	3, 6/15/14 vs. CLE
STRIKEOUTS	4, 4/16/13 at CLE
STOLEN BASES	1, 8 times, last 8/29/14 at TB
HITTING STREAK	9, 9/14/14-9/24/14
EJECTIONS	None

Home Run Notes

MULTI-HOME RUN GAMES (0)
LEADOFF HOME RUNS (0)
GRAND SLAMS (2)
6/12/10 vs. PHI off Joe Blanton
9/14/14 at KC off Aaron Crow
PINCH-HIT HOME RUNS (0)
EXTRA-INNING HOME RUNS (0)
GAME-ENDING HOME RUNS (0)
INSIDE-THE-PARK HOME RUNS (0)



23 ALEXI OGANDO

RHP



Full Name: Alexi Ogando

Bats: Right **Throws:** Right **Height:** 6-4 **Weight:** 195

Opening Day Age: 31 (Turns 32 on October 5)

Born: October 5, 1983 in San Pedro de Macoris, DR

Resides: San Pedro de Macoris, DR

Major League Service: 4 years, 114 days

Acquired: Signed as a free agent on January 30, 2015

Signed By: Raymond Abreu and Juan Edo Martinez (Athletics)

Contract Status: Signed through 2015

Career Highlights

- 🔒 Entering his 1st year in the Red Sox organization and his 14th year in professional baseball.
- 🔒 Despite spending the majority of his pro career in the TEX organization (2006-14), was originally signed as an international free agent by OAK in 2002 as a position player...Spent the first 4 years (2002-05) of his pro career as an outfielder in the Athletics minor league system.
- 🔒 Was selected by TEX from OAK in the minor league phase of the 2005 Rule 5 Draft on 12/8...Made his pro pitching debut in 2006, his 1st year in the TEX system, with the Rookie-level Dominican Summer League Rangers.
- 🔒 Was unable to enter the United States due to visa issues from 2005-09.
- 🔒 Has held opponents to a .231 AVG (349-for-1,509) in his ML career, 10th best among all pitchers with at least 400 innings since the start of 2010.
- 🔒 Is 9-4 with a 3.25 ERA and 8.6 SO/9.0 IP (132 SO/138.1 IP) in 135 career relief appearances in the majors...Has held opponents to a .229 AVG (118-for-516).
- 🔒 Made his ML debut with TEX in 2010, appearing in 44 games as a reliever with a 1.30 ERA (6 ER/41.2 IP).
- 🔒 Named an American League All-Star in 2011, his 1st year in the majors working primarily as a starter.
- 🔒 Is 2-0 with a 2.37 ERA (5 ER) and 23 strikeouts in 19.0 career postseason innings...All 18 of his postseason appearances came in relief from 2010-11, when the Rangers made back-to-back trips to the World Series.

2014: Worked exclusively as a reliever for the Rangers but missed the last 4 months of the season due to right elbow inflammation.

- 🔒 Made 27 appearances for TEX, allowing runs in 9 of his 27 games, and multiple runs in 6 of the 9.
- 🔒 Was placed on DL on 6/4 with right elbow inflammation and did not return to the active roster for the remainder of the season.
- 🔒 Transferred to the 60-day DL on 8/3 and began a throwing program in September.
- 🔒 Appeared in 20 of the Rangers' first 40 games and ranked 10th in the AL with 27 appearances at the time he went on the DL on 6/4.
- 🔒 Recorded his only save of the season on 4/13 vs. HOU.

2013: Limited to 23 games (18 starts) with the Rangers due to 3 stints on the DL.

- 🔒 Finished 4th on the staff in starts and IP (104.1) and was T-5th in wins (7).
- 🔒 Posted the 2nd-lowest ERA (3.11) and opponent AVG (.231) among all TEX pitchers with at least 80.0 IP.
- 🔒 Went 6-4 with a 3.23 ERA (35 ER/97.2 IP) in 18 starts and 1-0 with a 1.35 ERA (1 ER/6.2 IP) in 5 relief appearances.
- 🔒 Held left-handed batters to a .210 AVG (45-for-214), the lowest figure of his career and the 3rd-best mark among AL right-handers (min. 100.0 IP) behind BOS's Clay Buchholz (.187) and MIN's Samuel Deduno (.204).
- 🔒 Went 2-1 with a 3.62 ERA (13 ER/32.1 IP) in 8 home games (5 starts) and 5-3 with a 2.88 ERA (23 ER/72.0 IP) in 15 road games (13 starts).
- 🔒 Opened the season in the rotation and won 2 of his first 3 starts with a 1.08 ERA (2 ER/16.2 IP)...Went at least 5.0 IP and allowed no more than 1 run in each of his first 3 starts.
- 🔒 Went 0-2 with a 5.87 ERA (10 ER/15.1 IP) over his next 3 outings to round out April, but was 2-0 with a 2.55 ERA (5 ER/17.2 IP) in his next 3 starts before going on the DL with right biceps tendinitis on 5/16.
- 🔒 Made a lone rehab start with Double-A Frisco on 5/31 (6.0 IP, 2 R/0 ER).
- 🔒 Was activated on 6/5 and had a no decision that night at BOS (1 ER/5.2 IP) before returning to the DL the next day due to right shoulder inflammation.
- 🔒 Went 0-1 with a 6.23 ERA (9 ER/13.0 IP) over 3 starts with Triple-A Round Rock on rehab.
- 🔒 Came back from the DL on 7/23 and went 1-2 with a 4.68 ERA (13 ER/25.1 IP) in 5 starts.
- 🔒 Returned to the DL with right shoulder inflammation from 8/14-9/2.

- 👉 Pitched out of the bullpen upon returning, working 6.0 scoreless innings in 4 games.
- 👉 Made 3 starts to end the regular season, going 1-0 with a 2.08 ERA (4 ER/17.1 IP) before allowing a run in 0.2 relief innings in the tiebreaker game on 9/30 vs. TB.
- 👉 Overall, had a 2-0 record and 1.88 ERA (5 ER/24.0 IP) over 8 games (3 starts) in his 3rd stint with the club over September.

2012: Shifted back to the Rangers' bullpen as a set-up man and appeared in a career-high 58 games.

- 👉 Went 2-0 with a 3.43 ERA (24 ER/63.0 IP) in relief...42 of his 57 bullpen outings were scoreless.
- 👉 Allowed just 49 hits on the season for a .203 opponent AVG, including a .203 mark (13-for-64) with RISP.
- 👉 Surrendered just 1 run in 20.0 IP over his first 17 appearances of the season from 4/6-5/15.
- 👉 Earned his 1st ML save on 4/13 at MIN, his first of 3 on the year.
- 👉 Surrendered a game-tying HR to OAK's Josh Reddick on 5/17, ending a string of 37.2 homerless innings beginning on 8/31/11.
- 👉 Made a spot start on 6/10 at SF, filling in for Derek Holland (DL)...Threw 3.0 IP without allowing a hit or run in an eventual team shutout of the Giants...Sustained a groin injury while attempting to beat out a bunt in the 4th inning, leading to the 1st combined shutout on 3 hits or less in which the starter went 3.0 innings or less since TOR on 8/27/85 at MIN.
- 👉 Was on the DL with a right groin strain from 6/11-7/16.
- 👉 Made a pair of rehab appearances with Round Rock on 7/12-7/14, tossing 3.0 scoreless IP and allowing 1 hit with 5 SO.
- 👉 Recorded back-to-back saves on 8/3-4 at KC...Converted 3 of 6 save chances.

POSTSEASON: Did not pitch in the American League Wild Card game on 10/5 vs. BAL, a 5-1 loss to the Orioles.

2011: Earned his 1st All-Star selection after going 13-8 with a 3.51 ERA (66 ER/169.0 IP) in his 1st ML season as a starter (31 appearances, 29 starts) with TEX.

- 👉 Ranked 10th among AL qualifiers with a team-low 1.14 WHIP.
- 👉 Held right-handed batters to a .202 AVG (51-for-253), the 5th-lowest mark in the AL...Also placed among AL leaders in opponent OBP (11th, .288) and opponent AVG (11th, .234)...His 10.6 base runners allowed per 9.0 IP ranked 12th in the AL.
- 👉 Posted the most wins ever by a TEX pitcher after entering the season without a career start.
- 👉 Went 17-12 (.586) in his 29 starts...Went at least 6.0 IP in 20 of 29 starts, including 17 quality starts...Issued more than 2 walks in just 4 starts.
- 👉 Had 14 starts of 6.0 or more innings, 2 runs or less, and no more than 6 hits...Had 8 starts with no extra-base hits allowed.
- 👉 Was bothered by blister issues on his right index finger early in the season and went 9 days between starts on 5/3 and 5/13.
- 👉 Started the year 7-0 in his first 12 starts through 6/8...Sustained 1st defeat of the season on 6/14 at NYY, his 1st loss since 7/10/10 at BOS, snapping an overall 8-game winning streak...Was the 1st TEX pitcher ever to win 11 of his first 12 career decisions.
- 👉 Placed on the MLB paternity leave list from 8/6-8.
- 👉 Made 2 relief appearances in September and did not allow a run in 2.0 innings.
- 👉 Threw 8.0 scoreless innings over his final 2 starts, including a 2.0-inning tune-up start on 9/24 vs. SEA.

POSTSEASON: Went 2-0 with a 2.77 ERA (4 ER/13.0 IP) in 13 outings, matching the 2nd most appearances in ML history ever for a single postseason...Tied Mike Adams and Derek Holland for the team high in wins...Worked 2.2 scoreless innings in 3 ALDS games vs. TB, earning holds for TEX's Games 2, 3, and 4 victories...Was 2-0 with a 1.17 ERA (1 ER/7.2 IP) with 10 SO in 4 ALCS games vs. DET, tying for the 2nd most wins and SO ever for a reliever in a single LCS...Earned wins in Games 1 and 6 at Arlington and had a blown save on Brandon Inge's 7th-inning game-tying HR in Game 4 at DET...Made 6 World Series appearances vs. STL, tying the 2nd most ever in a single Fall Classic, most since 2002...Only runs allowed were in Game 3 (0.1 IP, 3 H, 4 R/3 ER)...Issued bases-loaded walk to Yadier Molina in 6th inning of Game 6 to blow save opportunity.

2010: Made his ML debut with TEX after beginning the season in Double-A and Triple-A...Compiled a 1.30 ERA (6 ER/41.2 IP) in 44 relief appearances, 2nd lowest in the majors and the then-lowest mark in Rangers history (min. 40.0 IP).

- 👉 Finished 4th on the club in games finished (12) and 5th in appearances.
- 👉 No runs allowed in 38 of his 44 appearances.
- 👉 Held opponents to a .208 AVG overall, with a .198 (20-for-101) mark against right-handed hitters.
- 👉 Posted a 0.78 ERA (2 ER/23.0 IP) in 25 home games, 2nd lowest among ML pitchers (min. 20.0 IP).
- 👉 Earned victories in each of his first 3 ML appearances on 6/15 and 6/17 at FLA and 6/23 vs. PIT...Became just the 3rd pitcher since 1900 to earn relief wins in each of his first 3 career outings, joining CLE's Frank Funk (1960) and DET's Jon Warden (1968).

Alexi Ogando, Continued

👉 Worked 11.0 scoreless innings in first 8 ML games.

👉 Singled in his 1st ML at-bat on 6/17 at FLA off Ricky Nolasco...Was the 1st Rangers pitcher to accomplish that since R.A. Dickey on 7/7/03 at MON (in San Juan, PR).

👉 Combined for a 2.05 ERA (7 ER/30.2 IP) between Double-A Frisco and Triple-A Oklahoma City, fanning 42 of 119 batters faced (35.3%).

👉 Opened at Frisco with a 1.15 ERA in 7 games (3 starts) and was promoted to Oklahoma City on 5/9, posting a 3.00 ERA (5 ER/15.0 IP) in 11 relief appearances.

POSTSEASON: Made 5 appearances for TEX, allowing 1 run in 6.0 IP, a homer to Curtis Granderson in ALCS Game 5 at NYY...Tossed 3.2 shutout innings in his 2 World Series outings, but exited Game 4 vs. SF in the 6th inning after suffering a left oblique strain...Was replaced on the World Series roster the next day by RHP Dustin Nippert.

2009: Went 0-2 with 2 saves and a 2.45 ERA (5 ER/18.1 IP) in 10 appearances with the Rookie-level Dominican Summer League Rangers.

👉 Struck out 31 of 71 (43.7%) batters faced, and held opponents to a .229 AVG (16-for-70).

👉 Only outing when he allowed multiple ER was the season's final game on 8/18 vs. DSL Braves (3 ER in 1.0 IP).

👉 Pitched for La Romana in the Dominican Winter League, going 1-0 with a 2.25 ERA in 10 relief appearances.

2008: Did not see official game action as visa issues continued to delay his U.S. debut with TEX.

2007: Posted a 6-1 record and 0.96 ERA (3 ER/28.0 IP) with 3 saves in 15 relief appearances in a return to the Rookie-level Dominican Summer League Rangers.

👉 Allowed only 1 HR all year, on 6/15 vs. DSL Astros, but still earned the save in that game.

2006: Finished 5-0 with 2 saves and a 0.52 ERA (2 ER/34.2 IP) with the Rookie-level Dominican Summer League Rangers in his 1st season on the mound.

👉 Struck out 37.5 percent (48 of 128) of batters faced, and did not allow a HR in his 34.2 IP.

👉 Allowed the 5th-fewest base runners per 9.0 IP (7.3) in the DSL.

👉 At the plate, went 4-for-16 (.250 AVG) with a 2B and 2 RBI.

👉 Added to the Rangers' 40-man roster for the 1st time on 11/20.

2005: Spent his final full year as a position player with the Rookie-level Dominican Summer League Athletics.

👉 Was successful on 22 of 25 (88.0%) SB attempts.

👉 Selected by the Rangers in the minor league phase of the Rule 5 Draft on 12/8.

2004: Split the season between Short-A Vancouver and the Rookie-level Arizona League Athletics.

👉 Combined to bat .255 (51-for-200) with 13 2B, 7 HR, and 30 RBI in 54 games.

👉 Transferred to the AZL Athletics on 7/1...Ranked 2nd in the Arizona League in HR (6) and 5th in extra-base hits (20).

👉 Homered once every 30 AB in the AZL, the league's 2nd-best ratio.

2003: Spent the entire season with the Rookie-level Arizona League Athletics, batting .342 (65-for-190) with 7 HR and 36 RBI in 48 games.

👉 Ranked among Arizona League leaders in HR (2nd) and AVG (8th).

👉 Fell a HR short of the cycle on 8/13 at AZL Cubs, going 4-for-4 with a 2B, 3B, and 2 RBI.

👉 Homered once every 27.1 AB, the 3rd-best ratio in the AZL.

2002: Made his professional debut in 54 games in the Rookie-level Dominican Summer League after being signed by OAK in March.

Personal

👉 Has a daughter, Nashla Alexa.

👉 Was known as Argenis Benitez when he signed with OAK in 2002.

👉 Played amateur baseball in his native San Pedro de Macoris, DR.

In the Community

While with Texas, Alexi participated in the Rangers' 2012 Hispanic Caravan and Ozarka Camps for Hispanic Community...Also participated in a dental clinic at Mission Arlington presented by United Concordia.

Alexi Ogando's Career Pitching Record

YEAR	CLUB	W-L	ERA	G	GS	CG	SHO	SV	IP	H	R	ER	HR	HB	BB	SO	WP	BK
2006	DSL Rangers	5-0	0.52	16	0	0	0	2	34.2	24	3	2	0	0	4	48	7	0
2007	DSL Rangers	6-1	0.96	15	0	0	0	3	28.0	25	4	3	1	1	7	35	1	0
2008									DID NOT PITCH									
2009	DSL Rangers	0-2	2.45	10	0	0	0	2	18.1	16	8	5	0	0	1	31	3	0
2010	Frisco	0-0	1.15	7	3	0	0	0	15.2	4	2	2	1	0	5	21	0	0
	Oklahoma City	0-1	3.00	11	0	0	0	1	15.0	10	7	5	0	0	6	21	0	0
	TEXAS	4-1	1.30	44	0	0	0	0	41.2	31	6	6	2	1	16	39	3	0
2011	TEXAS	13-8	3.51	31	29	1	1	0	169.0	149	73	66	16	7	43	126	5	0
2012	TEXAS	2-0	3.27	58	1	0	0	3	66.0	49	26	24	9	2	17	66	5	0
	Round Rock	0-0	0.00	2	1	0	0	0	3.0	1	0	0	0	0	0	5	0	0
2013	TEXAS	7-4	3.11	23	18	0	0	0	104.1	87	38	36	11	5	41	72	6	1
	Frisco	1-0	0.00	1	1	0	0	0	6.0	4	2	0	1	0	1	4	0	0
	Round Rock	0-1	6.23	3	3	0	0	0	13.0	12	9	9	4	0	4	1	0	0
2014	TEXAS	2-3	6.84	27	0	0	0	1	25.0	33	19	19	1	1	15	22	4	0
Major League Totals		28-16	3.35	183	48	1	1	4	406.0	349	162	151	39	16	132	325	23	1
Minor League Totals		12-4	1.75	65	8	0	0	8	133.2	96	35	26	7	1	27	169	12	0

Alexi Ogando's Career Hitting Record

YEAR	CLUB	AVG	G	AB	R	H	2B	3B	HR	RBI	SH	SF	HB	BB	SO	SB	CS	E
2002	DSL Athletics	.189	54	164	17	31	5	0	3	17	1	2	3	16	59	2	2	-
2003	AZL Athletics	.342	48	190	33	65	13	1	7	36	0	3	6	7	42	5	6	2
2004	Vancouver	.150	7	20	3	3	0	0	1	6	0	0	1	4	9	1	0	0
	AZL Athletics	.267	47	180	26	48	13	1	6	24	0	0	6	14	57	3	1	2
2005	DSL Athletics	.246	68	224	28	55	14	2	6	34	0	4	7	42	41	22	3	-
2006	DSL Rangers	.250	8	16	3	4	1	0	0	2	0	0	1	3	4	1	0	0
Minor League Totals		.259	232	794	110	206	46	4	23	119	1	9	24	86	212	34	12	4

- 2002 Signed by the Oakland Athletics as an international free agent on 3/26
- 2005 Selected by the Texas Rangers in the minor league phase of the Rule 5 Draft on 12/8
- 2012 On disabled list with a right groin strain, 6/11-7/16
- 2013 On disabled list with right biceps tendinitis, 5/16-6/4
- 2013 On disabled list with right shoulder inflammation, 6/6-7/22
- 2013 On disabled list with right shoulder inflammation, 8/14-9/2
- 2014 On disabled list with right elbow inflammation, 6/4 through remainder of season
- 2015 Signed by the Boston Red Sox as a free agent on 1/30

Division Series Record

YEAR	CLUB	W-L	ERA	G	GS	CG	SHO	SV	IP	H	R	ER	HR	HB	BB	SO	WP	BK
2010	TEX vs. TB	0-0	0.00	1	0	0	0	0	0.1	1	0	0	0	0	0	0	0	0
2011	TEX vs. TB	0-0	0.00	3	0	0	0	0	2.2	1	0	0	0	0	0	2	0	0
Division Series Totals		0-0	0.00	4	0	0	0	0	3.0	2	0	0	0	0	0	2	0	0

League Championship Series Record

YEAR	CLUB	W-L	ERA	G	GS	CG	SHO	SV	IP	H	R	ER	HR	HB	BB	SO	WP	BK
2010	TEX vs. NYY	0-0	4.50	2	0	0	0	0	2.0	3	1	1	1	0	1	2	0	0
2011	TEX vs. DET	2-0	1.17	4	0	0	0	0	7.2	3	1	1	1	0	2	10	0	0
LCS Totals		2-0	1.86	6	0	0	0	0	9.2	6	2	2	2	0	3	12	0	0

World Series Record

YEAR	CLUB	W-L	ERA	G	GS	CG	SHO	SV	IP	H	R	ER	HR	HB	BB	SO	WP	BK
2010	TEX vs. SF	0-0	0.00	2	0	0	0	0	3.2	1	0	0	0	0	0	6	0	0
2011	TEX vs. STL	0-0	10.13	6	0	0	0	0	2.2	7	4	3	1	0	7	3	1	0
World Series Totals		0-0	4.26	8	0	0	0	0	6.1	8	4	3	1	0	7	9	1	0

All-Star Game Record

YEAR	CLUB	W-L	ERA	G	GS	CG	SHO	SV	IP	H	R	ER	HR	HB	BB	SO	WP	BK
2011	AL at ARI	0-0	0.00	1	0	0	0	0	0.2	0	0	0	0	0	0	0	0	0

Career Fielding Record

YEAR	CLUB	POS	PCT.	G	GS	PO	A	E	TC	DP
2010	TEXAS	P	.857	44	0	3	3	1	7	0
2011	TEXAS	P	1.000	31	29	8	12	0	20	0
2012	TEXAS	P	1.000	58	1	3	7	0	10	0
2013	TEXAS	P	1.000	23	18	9	12	0	21	1
2014	TEXAS	P	1.000	27	0	0	1	0	1	0
Career Totals		P	.983	183	48	23	35	1	59	1

Alexi Ogando

Alexi Ogando, Continued

Career Single-Game Highs

INNINGS PITCHED	9.0, 5/23/11 for TEX vs. CWS (start) 3.0, 6/23/10 for TEX vs. PIT (relief)
STRIKEOUTS	10, 4/3/13 for TEX at HOU (start) 4, 3 times, last 4/9/14 for TEX at BOS (relief)
HITS ALLOWED	8, 5 times, last 9/27/13 for TEX vs. LAA (start) 6, 5/6/14 for TEX at COL (relief)
RUNS ALLOWED	6, 4 times, last 8/25/11 for TEX vs. CWS (start) 4, 2 times, last 5/6/14 for TEX at COL (relief)
WALKS ALLOWED	5, 3 times, last 8/2/13 for TEX at OAK (start) 3, 6/17/10 for TEX at FLA (relief)
HOME RUNS ALLOWED	4, 8/25/11 for TEX vs. BOS (start) 2, 8/14/12 for TEX at NYY (relief)
EJECTIONS	None
SCORELESS INNINGS STREAK	17.0, 5/18-29/11



34 DAVID ORTIZ

DH/1B



Full Name: David Americo Ortiz
Bats: Left **Throws:** Left **Height:** 6-3 **Weight:** 230
Opening Day Age: 39
Born: November 18, 1975 in Santo Domingo, DR
Resides: Santo Domingo, DR
Major League Service: 16 years, 48 days
Acquired: Signed as a free agent on January 22, 2003
Signed By: Ramon De Los Santos (Mariners)
Contract Status: Signed through 2015
(Club/vesting option for 2016, club option for 2017)

Awards and Honors

- Is a 9-time American League All-Star, earning the honor in 5 straight campaigns from 2004-08 and in 4 consecutive seasons from 2010-13...It ties the most All-Star selections in MLB beginning in 2004 (also Miguel Cabrera and Derek Jeter)...Elected to start 4 years in a row from 2005-08 (did not play in 2008 due to injury) and again 3 times from 2011-13...A record 6 selections have come as a DH (2005, 2008, 2010-13) and 3 at 1B (2004, 2006-07)...His 5 fan-voted selections as DH are a record...Has competed in the Home Run Derby 5 times, winning in 2010...Also served as captain of the victorious AL squad for the 2011 Derby.
- Has won the Edgar Martinez Outstanding Designated Hitter Award a record 7 times, including 5 consecutive from 2003-07, as well as 2011 and 2013...Passed Martinez (5) for the most awards since its 1973 inception.
- Named as the DH on the AL Silver Slugger team on 6 occasions, with 4 straight from 2004-07 and again in 2011 and 2013...Marks the most such honors at the position, passing Edgar Martinez and Paul Molitor, who each won it 4 times.
- Tabbed by *The Sporting News* as the designated hitter of the decade in a poll released in 2009...Chosen as AL's DH on TSN's postseason all-star team in each of 4 years from 2004-07 and in 2011.
- Has garnered 5 Thomas A. Yawkey Awards as the Red Sox MVP from 2004-06 and again from 2013-14 in a vote of Boston BBWAA members...Marks the 2nd most all-time after Carl Yastrzemski's 6...Joins Mo Vaughn (4, 1993-96) and Roger Clemens (3, 1990-92) as the only players to receive the Yawkey Award in as many as 3 straight seasons.
- Was the only player to rank among the top 5 in the BBWAA AL MVP voting every year from 2003-07: 2003, 5th; 2004, 4th; 2005, 2nd; 2006, 3rd; and 2007, 4th...Also received MVP votes in 2013, finishing 10th in the AL.
- Named MVP of the 2004 ALCS and 2013 World Series.
- Won the 2005 American League Hank Aaron Award, given to the top offensive performers in each league, and the 2006 Josh Gibson Award, presented by the National Negro Leagues Museum to each league's HR champion.
- Received the prestigious Roberto Clemente Award in 2011...Presented annually, the award recognizes the major league player who best represents the game of baseball through positive contributions on and off the field...Became the 2nd Red Sox to receive the national honor (Tim Wakefield, 2010)...Was also given the 2011 Tim Wakefield Award for community service from the Boston Baseball Writers.
- Named to the starting lineup as the DH on the All-Fenway Park Team during pre-game ceremonies on 9/26/12.

All-Time and Active Rankings

- Ranks 33rd on the all-time HR list with 466 career HR, 3rd among active major leaguers...Is 47th all-time with 1,533 career RBI, 3rd among actives...Places 2nd among actives with 520 2B (T-27th all-time), and 3rd with both 1,031 XBH (29th all-time) and 1,162 BB (65th all-time)...His 2,159 hits rank 10th among actives.
- Only 8 other players have ever amassed both as many 2B (547) and HR (466) as Ortiz, and only Albert Pujols reached those totals as fast as Ortiz's 2,111 career games...Is the only player ever to reach both of those totals in the AL.
- Leads active left-handed batters with 574 2B, 466 HR, 1,031 XBH, and 1,533 RBI in his career.
- Has career averages of 36 HR, 118 RBI, and 79 XBH per 162 games played...Only 8 other players have averaged at least as many XBH in their first 18 ML seasons (min. 1,750 G): Hall of Famers Jimmie Foxx, Lou Gehrig, Stan Musial, Babe Ruth, and Ted Williams, as well as Barry Bonds, Albert Pujols, and Manny Ramirez.
- Has 47 multi-HR games, 18th most in ML history and the most ever by any player who has not recorded a 3+ HR game...His 45 multi-HR games for the Red Sox are the most in club history (Ted Williams ranks 2nd with 37).
- Hit his 450th career HR on 6/29/14 at NYY in his 2,049th career ML game, the 25th-fewest games to reach the mark...Took 630 games to reach 100 HR, then just 338 more to get to 200...Went another 411 games to reach 300, and 444 more to reach 400.
- Of his 2,159 career hits, 47.8 percent (1,031) have gone for extra bases, the highest ratio among active major leaguers with more than 300 XBH.

David Ortiz, Continued

👉 Owns all-time records as a DH in hits (1,891), XBH (906), 2B (474), HR (415), RBI (1,344), BB (1,019), runs (1,111), total bases (3,644), AB (6,559), and games (1,754)...Leads all DH's with at least 2,000 PA in SLG (.556).

👉 Has registered 6 career seasons with at least 30 HR as a DH, an all-time record...Frank Thomas and Jim Thome are 2nd on that list at 3...His 5 seasons with 100+ RBI as a DH match Edgar Martinez's all-time mark.

Red Sox History and Ranks

👉 Enters his 13th consecutive season with the Red Sox, tied with PHI's Chase Utley for the longest continuous tenure with current major league team among active players... Among position players, only Dwight Evans (19), Jim Rice (16), Ted Williams (15), and Jason Varitek (15) have appeared for the Red Sox in each of at least 13 straight years.

👉 His 1,656 games for the Red Sox are the most among active players for any single team, as are his 408 HR with Boston...Is 1 of 25 hitters with at least 400 HR for a single franchise, the only active player to do it.

👉 His 9 All-Star seasons with Boston are tied with Bobby Doerr for 3rd most in club history...Only Carl Yastrzemski (18) and Ted Williams (17) have more.

👉 Ranks among all-time Red Sox leaders in HR (3rd, 408), RBI (5th, 1,295), 2B (4th, 439), XBH (4th, 862), BB (5th, 976), total bases (5th, 3,459), games (6th, 1,656), runs (7th, 1,052), hits (7th, 1,766), and AB (8th, 6,098)... Is 4th in team history (min. 3,000 PA) with a .567 SLG, .954 OPS, and 15.0 AB/HR, trailing only Ted Williams (.634/.1.116/14.8), Jimmie Foxx (.605/.1.034/14.8), and Manny Ramirez (.588/.999/14.4) in the 3 categories.

👉 His 162-game average of 40 HR as a Red Sox is the best in club history among players with at least 10 seasons with the team...His average of 127 RBI per 162 games with BOS ranks 2nd in club history to Ted Williams' 130 (min. 10 seasons)...Marks the highest RBI average among major leaguers who have appeared in all 12 seasons since 2003...Only Albert Pujols has averaged more HR per 162 games (41) in that span.

👉 His 862 XBH since joining the Red Sox are the 4th most ever for a player during his age 27-38 seasons (2003-14) behind Babe Ruth (928), Barry Bonds (911), and Stan Musial (876)...Is the only major leaguer ever with at least 26 2B and 23 HR in all 12 seasons from age 27-38.

👉 His 187 career HR at Fenway Park are 5th most all-time at the ballpark behind Ted Williams (248), Carl Yastrzemski (237), Jim Rice (208), and Dwight Evans (199).

👉 Is the only major leaguer with at least 20 HR in each of the last 13 seasons beginning in 2002, and the only player in Red Sox history to reach that mark in 12 straight seasons (2003-14)...His 12 seasons with 20+ HR for the club are 2nd all-time after Ted Williams' 16.

👉 Hit at least 25 HR 10 times, all with the Sox...Marks the 2nd-most 25-HR campaigns in club history behind Ted Williams (14)...His 8 career 30-HR seasons are tied with Williams for the franchise record...Recorded 5 straight 30-HR seasons from 2003-07, matching Jimmie Foxx (1936-40) for the 2nd-longest streak in Red Sox history behind Manny Ramirez (6, 2001-06).

👉 Has 8 seasons with 100+ RBI, all with BOS, tied with Jim Rice for 2nd most in club history behind Ted Williams (9).

👉 His 8 career 30-HR/100-RBI campaigns, all since joining the Red Sox in 2003, are the most in club history...Marks the most such seasons among left-handed hitters in the majors in the last 12 seasons.

👉 His 5 career 35-HR campaigns are tied with Jimmie Foxx, Manny Ramirez, and Ted Williams for most in franchise history.

👉 From 2003-07, became the 9th left-handed hitter in ML history with 30-plus HR and 100-plus RBI in 5 straight seasons...Is the only left-handed hitting Red Sox to do it, and 1 of 3 players in club history to accomplish the feat overall, joining Manny Ramirez (6, 2001-06) and Jimmie Foxx (1936-40).

👉 Has 4 seasons batting at least .300 with 30+ HR and 100+ RBI, T-4th most in AL history among left-handed batters, trailing only behind Babe Ruth (12), Lou Gehrig (10), and Ted Williams (7).

👉 Has 8 seasons with at least 35 2B and 25 HR, tied with Miguel Cabrera and Lou Gehrig for the 2nd most in ML history after Albert Pujols (11)...Has totaled 70 extra-base hits 7 times in his career, all since 2003, 2nd on BOS' all-time list behind Ted Williams (8), and the most among ML left-handed hitters in that time.

👉 Is tied with Albert Pujols for the lead among active players with 11 career walk-off HR, tied for 7th most all-time... Has 10 with the Red Sox, the most in club history...Overall has 19 regular-season walk-off hits in his career, tops among active players...Has 16 with BOS and also had 3 walk-off hits, including 2 HR, in the Sox' 2004 postseason run.

👉 Has 11 career grand slams and 10 with BOS, the 2nd-highest total in club history behind only Ted Williams (17)... Of his 11 slams, 10 have come at Fenway Park (1 with MIN), the most all-time at the ballpark...Is 1 of 3 players ever to hit 10 grand slams at a single venue, joining Willie McCovey (11 at Candlestick Park) and Lou Gehrig (11 at Yankee Stadium).



👉 Has 11 career extra-innings HR in the regular season, 2nd most among actives to Albert Pujols (15)...His 10 such shots for Boston rank 2nd in club history to Ted Williams (13).

👉 Has totaled at least 50 XBH in 11 of his 12 seasons with the Red Sox (49 in 2012) and is the only major leaguer with at least 47 XBH in all 13 years since 2002...From 2003-11, became the 1st Red Sox with at least 50 XBH in 9 consecutive years.

👉 Since joining the Red Sox in 2003, leads the AL and ranks 3rd in the majors with 1,295 RBI...Among major leaguers, ranks 3rd in XBH (862) and SLG (.572) in that span and only Ryan Howard (4.6 AB/RBI) has averaged fewer than his 4.7 AB/RBI (min. 3,000 PA)...Also among ML leaders since 2003 in BB (2nd, 1,151), go-ahead RBI (3rd, 298), game-winning RBI (3rd, 150), OPS (4th, .954), HR (3rd, 408), total bases (3rd, 3,459), and AB/HR (4th, 15.0).

👉 Had 142 HR from 2004-06, most in a 3-season span in Sox team history...Joined Manny Ramirez (2001, 2004-05) and Carl Yastrzemski (1967, 1969-70) as only Boston players to have 3 seasons with 40-plus HR.

👉 Led the AL with a club-record 54 HR in 2006...Eclipsed Sox mark of 50 set by Jimmie Foxx in 1938...Also tied Babe Ruth's 1927 AL record with 32 road HR that year...Collected an AL-best (T-2nd in the ML) 137 RBI that year, becoming 1st BOS player to lead the AL in both HR and RBI in the same season since Tony Armas in 1984.

👉 With AL-highs in RBI in both 2005 (148) and 2006, was the 1st to lead league in RBI in consecutive seasons since CLE's Albert Belle in 1995 (126-tied with Mo Vaughn) and 1996 (148)...Last Red Sox player to do it was Jackie Jensen in 1958 (122) and 1959 (112).

👉 Topped AL in BB in consecutive years in 2006 (119) and 2007 (111), the 1st Red Sox player to do that since Ted Williams in 4 straight seasons from 1946-49...Paced the majors with a .445 OBP in 2007.

MOST ALL-STAR SEASONS IN LAST 11 YEARS (2004-14)

RK	PLAYER	SEASONS
1.	David Ortiz	9
	Miguel Cabrera	
	Derek Jeter	
4.	Carlos Beltran	8
	Mariano Rivera	
6.	Brian McCann	7
	Albert Pujols	
	Alex Rodriguez	
	Ichiro Suzuki	
	David Wright	
	Michael Young	

MOST ALL-STAR SEASONS IN RED SOX HISTORY

RK	PLAYER	SEASONS
1.	Carl Yastrzemski	18
2.	Ted Williams	17
3.	David Ortiz	9
	Bobby Doerr	

In the Postseason

👉 Has a .295 AVG (87-for-295) with 17 HR and 60 RBI in 82 career postseason games with MIN and BOS...Ranks 4th all-time in postseason history with 21 2B, 40 XBH, and 163 total bases.

👉 Has the 5th-most postseason RBI, including 10 game-winning RBI (T-2nd) and 17 go-ahead RBI (3rd)...Is tied with Troy Glaus, Mike Napoli, Bernie Williams, and Delmon Young for the all-time postseason lead with 4 game-winning RBI in the 7th inning or later.

👉 Owns a career .455 AVG/.576 OBP/.795 SLG/1.372 OPS in the World Series...Marks the best AVG, OBP, SLG, and OPS in World Series history (min. 50 PA in the WS).

👉 Is the Red Sox' career leader in postseason games (73), runs (51), hits (79), 2B (18), HR (17), XBH (37), RBI (56), total bases (152), and BB (57)...Also ranks among Sox qualifiers (min. 75 PA) in OBP (3rd, .421), SLG (4th, .571), and OPS (4th, .992).

👉 In 2013 helped the Red Sox to the World Series Championship for a 3rd time in 10 years (also 2004, 2007)...Is the club's only 3-time World Champion in the post-World War I era, and the 9th player ever to win at least 3 World Series with the team, the 1st since 3 players won their 3rd in 1918...Only Harry Hooper has won more (4: 1912, 1915, 1916, 1918).

👉 En route to the 2004 title, hit .400 (22-for-55) with 5 HR and 19 RBI in 14 playoff games...RBI total tied Sandy Alomar, Jr. in 1997 and Scott Spiezio in 2002 for a then-most ever in a single postseason (passed by STL's David Freese with 21 in 2011)...Had 3 walk-off hits, most ever for a player in a single postseason and still 1 more than any other player's postseason career...Ended the ALDS vs. ANA with a 2-run, walk-off, 10th-inning HR off Jarrod Washburn in Game 3 on 10/8 at Fenway Park.

👉 Named MVP of 2004 ALCS with a .387 AVG (12-for-31), 3 HR, and 11 RBI in 7 games vs. NYY...Won Games 4 and 5 with walk-off hits – a 12th-inning HR off Paul Quantrill in Game 4 on 10/17 and a 14th-inning single off Esteban Loaiza the following night...Also homered off Tom Gordon in Game 5 and Kevin Brown in Game 7.

👉 Hit .308 (4-for-13) with a HR and 4 RBI in a 4-game sweep of STL in the 2004 World Series...Became 28th player to homer in 1st Series AB with a 3-run blast off Woody Williams in 1st inning on 10/23, the 2nd Red Sox player to accomplish that feat (Jose Santiago, 10/4/67).

👉 In 2007 postseason, logged the highest AVG (.714), OBP (.846), and SLG (1.571) ever in a Division Series (min. 10 PA) with the most BB (6) ever in a 3-game DS and tied for the most HR (2) in an ALDS of 3 games.

👉 Helped BOS to the 2013 title with the best postseason AVG (.353, 18-for-51) on the team...Topped 2013 postseason performers in HR (5), total bases (36), BB (16), IBB (4), and times on base (34)...Also had the best OBP (.500), SLG (.706), and OPS (1.206) among postseason batters with at least 35 PA.

David Ortiz, Continued

👉 Named 2013 World Series MVP after going 11-for-16 (.688) with 2 2B, 2 HR, 6 RBI, and 8 BB (4 IBB) while starting all 6 games...Reached safely in 9 straight PA from the 4th inning of Game 3 through the 4th inning of Game 5, tying the record for a single World Series (CIN's Billy Hatcher in 1990)...His 19 times on base were the 2nd most ever in a single World Series after SF's Barry Bonds in 2002 (21), while his 8 BB set a club record for a single WS...Became the 1st Red Sox ever to hit a home run in both Game 1 and Game 2 of a WS.

PLAYERS WITH 500 2B, 450 HR, 1,500 RBI, AND 1,000 BB IN AMERICAN LEAGUE HISTORY

PLAYER	2B	HR	RBI	BB
David Ortiz	547	466	1,533	1,162
Alex Rodriguez	519	654	1,969	1,240
Rafael Palmeiro	525	544	1,740	1,291
Carl Yastrzemski	646	452	1,844	1,845
Ted Williams	525	521	1,839	2,021
Lou Gehrig	534	493	1,997	1,508
Babe Ruth	506	708	2,206	2,042

2014: Led the Red Sox and placed among AL leaders with 35 HR (T-5th), 104 RBI (6th), and a .517 SLG (8th) in 142 games, 2nd most on the team (Xander Bogaerts, 144)...Were his most HR and RBI since 2007 (35 HR, 117 RBI).

👉 Averaged an RBI every 4.98 AB, the 2nd-best ratio in the majors behind TOR's Edwin Encarnacion (4.87 AB/RBI)... Was 3rd in the AL with 14.8 AB/HR.

👉 Drew 22 IBB, 2nd most in the AL, and finished T-7th in the AL with 75 BB overall.

👉 His 35 HR were the most in MLB among left-handed hitters...Also led AL lefty batters in RBI and SLG (.517).

👉 Was his 8th career season with at least 30 HR and 100 RBI, all since joining the Red Sox in 2003...Passed Ted Williams (7) to set a new franchise record...Marks the most 30-HR/100-RBI seasons by a left-handed hitter since 2000.

👉 According to Elias, was the oldest player to hit 30 HR in a season since 2004, when Barry Bonds hit 45 HR and Steve Finley hit 36.

👉 His 104 RBI were nearly double the next-most on the team (Mike Napoli, 55)...No other AL player drove in a higher percentage of his team's runs than Ortiz's 16.4% (104 of 634)...Was the 2nd-highest percentage for any MLB team after ATL's Justin Upton (17.8%, 102 of 573).

👉 Led MLB with 3 extra-inning HR, tying the club single-season record (also Ortiz in 2003, Ted Williams in 1946).

👉 Had all 6 of the team's multi-HR games, his most since 2006 (6) and 1 shy of HOU's Chris Carter (7) for the ML lead.

👉 Hit 11 HR against left-handed pitching, matching his 2nd most in any season (also 2005) behind 2006 (18)...24 of his HR came on the road, the most by a Red Sox since he hit a club-record 32 road HR in 2006.

👉 Hit a team-best .313 (15-for-48) with 2 out and RISP and posted the AL's 2nd-best OPS in that situation (1.051).

👉 Set the all-time MLB record with his 1,644th career game at DH on 4/24 vs. NYY, passing Harold Baines (1,643).

👉 On 3/23, agreed on a 1-year extension through 2015 with a club/vesting option for 2016 and a club option for 2017.

👉 Made 12th career Opening Day start at DH on 3/31 at BAL (2 with MIN, 10 with BOS), tying Don Baylor for the all-time record at the position.

👉 From 5/13-14, became the 1st Red Sox to homer twice in consecutive games since Ortiz did it from 7/4-5/03 at NYY.

👉 From 6/8-22, hit 3 HR in the 9th inning or later that tied a game or put the Red Sox ahead in eventual team wins: go-ahead 3-run HR on 6/8 at DET (9th inn.), game-tying solo HR on 6/18 vs. MIN (10th), go-ahead solo HR on 6/22 at OAK (10th).

👉 Led MLB with 25 RBI in July, his 1st calendar month atop that chart since July 2006 (35)...Was his most RBI in any month since May 2010 (27) and his 2nd most in any July (35 in 2006).

👉 His 2 2B on 7/2 vs. CHC were the 1,000th and 1,001st XBH of his career, making him the 36th player ever to reach the 1,000-XBH mark, just the 16th left-handed hitter.

👉 With 3 RBI on 7/23 at TOR, passed the 1,500-RBI milestone in his 2,067th ML game, the 14th-fastest player to reach the plateau since RBI became an official stat in 1920.

👉 Ranked 2nd in the majors with a 1.044 OPS in August...Ranked 4th in the AL in OBP (.442) and SLG (.592), and was 9th in AVG (.342).

👉 With his 1st of 2 HR on 8/16 vs. HOU, joined Ted Williams (521) and Carl Yastrzemski (452) as the only players to hit 400 HR as a Red Sox...Ortiz did it in 1,630 games, fewer than both Williams (1,745) and Yaz (2,804).

👉 Drove in a season-high 6 runs in that 8/16 game, matching his single-game career-high for the 5th time.

👉 Reached base safely 4 times in 4 straight games from 8/18-22 (10-for-12, 6 BB), the 1st major leaguer to do that since Joe Mauer from 6/6-6/10/06, and the 1st Red Sox to do it since Mike Andrews from 5/30-6/4/70.

2013: Led the Red Sox while ranking among AL leaders with a .309 AVG (6th), 30 HR (T-8th), 103 RBI (7th), 76 BB (T-7th), a .395 OBP (4th), .564 SLG (3rd in MLB), .959 OPS (4th in MLB), 70 XBH (5th), 292 total bases (8th), 17.3 AB/HR (7th), and 5.0 AB/RBI (3rd).

👉 Won record 7th career Edgar Martinez Outstanding Designated Hitter Award, unanimously receiving all 1st-place votes cast.

⚾ Became the 1st player to lead the Red Sox in AVG, HR, and RBI since Manny Ramirez in 2001, the oldest player on any team to lead his club in Triple Crown categories since Barry Bonds for the Giants from 2002-04 (38-40 years old).

⚾ Named an All-Star for the 4th straight year and the 9th time in his career...Went 0-for-2 as the starting DH in the 7/16 exhibition at Citi Field.

⚾ Topped the majors with a career-high 27 IBB...Was the 3rd-highest total in club history behind Ted Williams in 1957 (33) and Manny Ramirez in 2003 (28).

⚾ Ranked 2nd in the AL with a .339 AVG vs. RHP (109-for-322), his 2nd-best full season mark (.343 in 2007)...Hit .313 on the road (6th in AL) and .338 in day games (4th in AL)...Batted .486 (34-for-70) with 6 HR and 23 RBI against rookie pitchers.

⚾ Had a season-high 4 hits a career-high 4 times, the most 4-hit games as a DH since Paul Molitor had 4 in 1997.

⚾ Homered twice on both 5/18 at MIN and 9/4 vs. DET, his 38th and 39th multi-HR games as a Red Sox, passing Ted Williams (37) for the most in club history.

⚾ Activated on 4/20 vs. KC after beginning the season on the 15-day DL with right Achilles tendinopathy and appeared in 137 of the club's 147 remaining games, making 135 starts...Played in 6 games on rehab with Triple-A Pawtucket prior to activation (.222 AVG, 4-for-18, HR, 4 RBI).

⚾ Had a season-high 15-game hit streak to begin the season from 4/20-5/7 (.414, 24-for-58, 9 2B, 4 HR, 17 RBI)... Was his longest career hit streak to start a season and the longest by a Red Sox since Tony Pena hit in the first 15 games of 1990.

⚾ Including his last 12 games of 2012, hit in a career-high 27 straight games from 7/12-5/7/13 (.423 AVG, 41-for-97, 23 RBI, .504 OBP, .722 SLG), the longest AL hit streak since Ichiro had a 27-gamer in 2009...Tied for the 6th-longest hit streak in club history, the team's longest ever to span multiple seasons (prev., Eddie Bressoud's 23-gamer from 1963-64)...His 1.226 OPS was the best in any ML streak of at least 27 games since George Brett's 30-gamer in 1980 (1.249).

⚾ The 27-game streak spanned 309 calendar days...Since 1900, the only other ML hit streak of at least 20 G that spanned 300+ days was a 21-gamer by BOS' Nomar Garciaparra over 322 days from 9/10/00-7/29/01.

⚾ Tallied an XBH in 9 straight games from 4/21-5/1 (7 2B, 3 HR), tying the longest such streak in franchise history for a 5th time, 1st since Ortiz in 2004.

⚾ Hit a walk-off, 3-run HR in the 9th inning on 6/6 vs. TEX.

⚾ Reached base safely in a career-high 30 consecutive home games from 6/8-8/27 (.330, 38-for-115, 17 BB).

⚾ Endured a 2-for-19 slide from 6/12-16, dropping his AVG to a season-low .299...Was his only game finished with an AVG below .300 all year.

⚾ Reached 50 RBI in his 53rd game of the season on 6/18 vs. TB (G1), his fastest ever to the mark (prev. 54th game in 2006).

⚾ Posted a season-high 23-game on-base streak from 7/13-8/10 (.352, 32-for-91, 3 2B, 3 HR, 9 RBI, 11 BB), the 2nd-longest single-season streak of his career (31 G, 5/6-6/14/07).

⚾ His 2nd-inning double on 7/10 at SEA was the 1,689th hit of his career as a DH, passing Harold Baines (1,688) for the most in ML history.

⚾ On 7/28 at BAL, went 4-for-4 with 3 singles and a home run...Was his 3rd career game going 4-for-4 or better with a HR, his 1st since 9/27/07 vs. MIN.

⚾ Reached in 10 straight PA (8 1B, 2 BB) from his last 2 PA on 8/5 at HOU through his 3rd PA on 8/7 at HOU... Collected back-to-back 4-hit games on 8/6-7 at HOU.

⚾ Hit .301 (28-for-93) with 10 2B, 6 HR, 24 RBI, and 18 BB (9 IBB) in last 25 games following an 0-for-23 slump.

ALL-TIME LEADERS AS DESIGNATED HITTER

RK	PLAYER	H
1.	David Ortiz	1,891
2.	Harold Baines	1,688
3.	Edgar Martinez	1,607
4.	Hal McRae	1,526
5.	Paul Molitor	1,456

RK	PLAYER	HR
1.	David Ortiz	415
2.	Frank Thomas	269
3.	Edgar Martinez	243
4.	Harold Baines	235
5.	Don Baylor	219

RK	PLAYER	RBI
1.	David Ortiz	1,344
2.	Edgar Martinez	1,003
3.	Harold Baines	978
4.	Frank Thomas	881
5.	Hal McRae	808

David Ortiz

ALL-TIME MAJOR LEAGUE WALK-OFF HOME RUN LEADERS

RK	PLAYER	WALK-OFF HR
1.	Jim Thome	13
2.	Jimmie Foxx	12
	Mickey Mantle	12
	Stan Musial	12
	Frank Robinson	12
	Babe Ruth	12
7.	David Ortiz*	11
	Tony Perez	11
	Albert Pujols*	11
10.	Dick Allen	10
	Harold Baines	10
	Barry Bonds	10
	Adam Dunn	10
	Jason Giambi	10
	Reggie Jackson	10
	Mike Schmidt	10
	Sammy Sosa	10

* Active

David Ortiz, Continued

MULTI-HOMER GAMES

David Ortiz has hit a career-high 2 HR 47 times. He holds the Red Sox club record with 45 multi-HR games, 2nd most among major leaguers since 2003 to Albert Pujols (46). Ortiz passed Ted Williams (37) for the Red Sox record on 5/18/13.

9/5/01 for MIN at TEX	5/29/05 at NYY	8/4/06 at TB	7/26/10 at LAA
7/20/02 for MIN at DET	6/10/05 at CHC	9/21/06 vs. MIN	4/30/12 vs. OAK
7/4/03 at NYY	6/21/05 at CLE	4/8/07 at TEX	6/25/12 vs. TOR
7/5/03 at NYY	8/12/05 vs. CWS	7/31/07 vs. BAL	5/18/13 at MIN
8/3/03 vs. BAL	8/16/05 at DET	8/24/07 at CWS (G2)	9/4/13 vs. DET
8/7/03 at ANA	8/29/05 vs. TB	9/12/07 vs. TB	5/13/14 at MIN
9/3/03 at CWS	9/12/05 at TOR	5/18/08 vs. MIL	5/14/14 at MIN
9/24/03 vs. BAL	9/20/05 at TB	8/12/08 vs. TEX	7/21/14 at TOR
5/5/04 at CLE	4/17/06 vs. SEA	9/17/08 at TB	8/16/14 vs. HOU
8/14/04 vs. CWS	7/1/06 at FLA	8/26/09 vs. CWS	9/4/14 at NYY
8/25/04 at TOR	7/6/06 at TB	5/1/10 at BAL	9/19/14 at BAL
4/23/05 at TB	7/31/06 vs. CLE	5/14/10 at DET	

👉 Went 3-for-5 with 2 HR and a double on 9/4 vs. DET for a season-high 10 total bases...His 2nd of the 3 hits, a 6th-inning double, was the 2,000th of his ML career...Became the 14th player to record his 2,000th career hit as a member of the Red Sox, 1st since Manny Ramirez in 2006.

POSTSEASON: Topped 2013 postseason leaders in HR (5), total bases (36), BB (16), IBB (4), and times on base (34) while starting all 16 games (13 at DH, 3 at 1B) en route to the Red Sox' 3rd World Series championship in 10 years... Also had the best OBP (.500), SLG (.706), and OPS (1.206) among postseason batters with at least 35 PA, and topped the Red Sox with a .353 AVG (18-for-51)...Hit .385 (5-for-13) in the 4-game ALDS vs. TB, topping 2013 MLB postseason leaders with 5 BB in the DS...Notched 2 HR in Game 2, both off LHP David Price, for his 1st career multi-HR effort in the postseason...Was held to 2 hits (.091 AVG) in the 6-game ALCS vs. DET but knocked a game-tying grand slam with 2 out in the 8th inning off Joaquin Benoit in Game 2, a 6-5 come-from-behind Red Sox victory... Named 2013 World Series MVP after going 11-for-16 (.688) with 2 2B, 2 HR, 6 RBI, and 8 BB (4 IBB) in the 6-game set...Had the 2nd-best AVG and OBP (.760) ever in a single World Series after CIN's Billy Hatcher in 1990 (.750 AVG, .800 OBP), and raised his career World Series AVG to .455 and OBP to .576, best ever marks among players with at least 50 PA in the World Series...Reached safely in 9 straight PA from the 4th inning of Game 3 through the 4th inning of Game 5, which tied the record for a single World Series (also CIN's Billy Hatcher in 1990)...His 19 times on base were the 2nd most ever in a single World Series after SF's Barry Bonds in 2002 (21), while his 8 BB set a club record for a single WS...Became the 1st Red Sox ever to hit a home run in both Game 1 and Game 2 of a WS.

2012: Led the majors with a .611 SLG (min. 350 PA) in his 8th All-Star campaign...Limited to 90 games due to injury, his fewest since 2001 (89 with MIN).

👉 Also led the AL (min. 350 PA) with a 1.026 OPS (2nd in ML)...Was 2nd in the AL in OBP (.415), just shy of MIN's Joe Mauer (.416).

👉 Among major leaguers with less than 400 PA, ranked 1st with 65 runs and 49 XBH (26 2B, 23 HR)...Became 2nd big leaguer ever to record 65 runs and 49 XBH in a season under 400 PA (also TEX's Ivan Rodriguez in 2000 with 66 R, 58 XBH).

👉 Missed 71 of the club's final 72 games with 2 stints on the 15-day DL due to a right Achilles strain...1st went on the DL on 7/18 (retro to 7/17)...Activated 8/24 and played 1 game that night vs. KC (2-for-4, 2B, 2 RBI) before a season-ending DL stint beginning 8/27 (retro to 8/25).

👉 At the time of 1st DL stint, was leading the AL with a 1.024 OPS (3rd in ML), 157 times on base (3rd in ML), and 65 runs (tied)...Also ranked among AL leaders in AVG (9th, .316), XBH (2nd, 48), SLG (3rd, .609), OBP (2nd, .414), HR (7th, 23), 2B (8th, 25), RBI (T-10th, 58), BB (T-4th, 56), and total bases (3rd, 195)...Was tied with Votto for the ML lead with 13 IBB.

👉 Played in 89 of the club's 90 games before going on the DL on 7/17...Reached base safely in 78 of 90 games overall...Failed to reach just 10 times in 88 starts (81 at DH, 7 at 1B).

👉 BOS went 46-44 (.511) when he appeared in a game and went 23-49 (.319) without him...The Sox were 2nd in the majors in runs per game before his injury (5.0, 450 R/90 G) and 22nd afterwards (3.9, 284 R/72 G).

👉 The club was 17-4 (.810) when he homered and was 26-11 (.703) when he drove in a run.

👉 Voted by the fans as AL starter at DH in the All-Star Game, 7/10 in KC...Went 1-for-2, playing the first 6 innings.

👉 His 1.013 OPS at the break was a career 1st-half best...His .607 SLG was 2nd-best before the break (.609 in 2006) and his 22 HR were his most at the break since 2006 (31)...Was tied for the AL lead with 47 XBH in the 1st half, his most since 2004 (56).

David Ortiz, Continued

👉 Batted .317 (63-for-199) with a .613 SLG vs. RHP and hit .320 (40-for-125) with a .608 SLG vs. LHP...Was the only major leaguer with a SLG of at least .600 against both LHP and RHP (min. 125 PA vs. each), the 1st left-hander to do that since 2006.

👉 Led MLB with a .706 SLG and a 1.169 OPS at home (min. 150 PA), both of which were the best marks in a season at Fenway Park since 1979 (min. 150 PA).

👉 Led the AL in AVG (.381), OBP (.441), and SLG (.821) when leading off an inning...Topped the majors with a 1.262 OPS in that situation, best by a Red Sox since Cecil Cooper in 1975 (1.300).

👉 Hit 3 HR in 7 games at 1B...Had 52.0 innings in the field, his most since 2006 (68.0).

👉 Hit his 400th career HR on 7/4 at OAK off A.J. Griffin, the 49th player ever to reach the mark...Was the 6th to hit 400th HR as a Red Sox, 1st since Manny Ramirez on 5/15/05 at SEA.

👉 Homered twice on 4/30 vs. OAK and 6/25 vs. TOR...4/30 was 1st career multi-HR game with both shots coming off LHP (Tommy Milone).

👉 Hit his 11th career grand slam on 6/20 vs. MIA...Was his 10th as a Red Sox, passing Rico Petrecolli (9) for 2nd place on the club's all-time list after Ted Williams (17).

👉 Did not draw a walk in his return from the DL on 8/24, snapping a club-record 10-game streak with both a hit and a walk from 7/3-16...Matched the longest such streak in the live ball era (since 1920), according to Elias (also Jimmie Foxx in 1932, Eddie Stanky in 1948 and 1950, Bobby Murcer in 1975, and Victor Martinez in 2006).

👉 Set career bests for April in hits (34) and AVG (.405), the 1st Red Sox qualifier to bat .400 in April since Manny Ramirez in 2001 (.408).

👉 Hit safely in 7 consecutive PA from 4/14 (4 H) to 4/15 (3 H) vs. TB.

👉 Tied for the ML lead with 8 HR in a 15-game stretch from 6/10-27...Homered in 3 straight contests from 6/17-20 for the 1st time since 9/23-25/09.

👉 Led the AL with a .395 AVG and .547 OBP in July (min. 50 PA)...Drew 1,000th BB of his career on 7/4, the same day he hit his 400th career home run.

👉 Re-signed by the Red Sox as a free agent on 11/4.

2011: Won 6th Edgar Martinez Outstanding Designated Hitter Award and 5th Silver Slugger at DH...Selected an All-Star for 7th time and received the national Roberto Clemente Award.

👉 Received 73 1st-place votes out of 84 ballots cast to garner the Edgar Martinez Outstanding DH Award...Was his 6th award, passing Martinez (1995, 1997-98, 2000-01) for most such honors since award's inception in 1973.

👉 With 5th Silver Slugger Award at DH, moved past Edgar Martinez and Paul Molitor for the most ever at the position...Also named the DH on The Sporting News' AL All-Star squad after the season.

👉 Recognized for positive contributions on and off the field with the prestigious Roberto Clemente Award, presented in an on-field ceremony prior to Game 2 of the World Series in STL...Also received the Tim Wakefield Community Service Award from the Boston Chapter of the BBWAA.

👉 162 hits, 70 XBH, 40 2B, .309 AVG, .398 OBP, .554 SLG, and .953 OPS were all his best marks since 2007.

👉 Finished among AL leaders in AVG (6th, .309), SLG (4th, .554), OBP (4th, .398), OPS (4th, .953), multi-hit games (9th, 51), XBH (T-9th, 70), BB (T-9th, 78), and IBB (8th, 12).

👉 Among DH's with 100 AB, finished 1st in HR (28), RBI (94), runs (82), BB (76), total bases (287), and SLG (.561) at the position.

👉 29 HR were 2nd-most on the team (Jacoby Ellsbury, 32) and tied for 13th in the AL...Marked 8th season with at least 25 HR, all for BOS...Passed Jim Rice (7 seasons) for the 2nd-most 25-HR campaigns ever for a Red Sox batter behind only Ted Williams (14).

👉 Voted by the fans as the AL's starter at DH for the All-Star Game on 7/12 in ARI (went 0-for-2 in the game)...Marked 7th All-Star selection, 5th as a starter...Received 6,324,793 votes, 4th-most in the majors...Also served as captain of the victorious AL squad in the Home Run Derby, his 5th career Derby.

👉 With 3 RBI on 4/2 vs. TEX, reached 1,004 as a DH, passing Edgar Martinez (1,003) for most ever at the position.

👉 Had 38 hits in May, tying his career high for a single month (also June 2004)...T-2nd in the AL with 10 HR in May.

MOST 30-HR/100-RBI SEASONS IN RED SOX HISTORY

PLAYER	SEASONS
David Ortiz	8
Ted Williams	7
Manny Ramirez	6
Jimmie Foxx	5
Jim Rice	4

MOST 30-HOMER SEASONS IN RED SOX HISTORY

PLAYER	SEASONS
David Ortiz	8
Ted Williams	8
Manny Ramirez	6
Jimmie Foxx	5
Jim Rice	4
Mo Vaughn	4

MOST 100-RBI SEASONS IN RED SOX HISTORY

PLAYER	SEASONS
Ted Williams	9
David Ortiz	8
Jim Rice	8
Manny Ramirez	6
Bobby Doerr	6
Jimmie Foxx	6

MOST 25-HR SEASONS IN RED SOX HISTORY

PLAYER	SEASONS
Ted Williams	14
David Ortiz	10
Jim Rice	7
Manny Ramirez	6
Mo Vaughn	6

David Ortiz

David Ortiz, Continued

- 👉 Drove in the game-winning run with a PH off Jose Valverde in the 9th on 5/29 at DET (GM 1)...Was his 4th pinch-hit HR, 1st since 4/27/03 at LAA, his 1st home run as a Red Sox.
- 👉 Named AL Player of the Week for 5/30-6/5, his 5th career weekly honor, 1st since 2007 (.545, 12-for-22, 4 2B, 2 HR, 6 RBI).
- 👉 Ejected by home-plate umpire Mike Estabrook in the bottom of the 8th inning on 7/8 vs. BAL after a benches-clearing incident...Received 3-game suspension for his actions in that game, which was served 7/18-20.
- 👉 Set a career single-game mark with 3 2B on 7/26.
- 👉 Hit 10th career grand slam 7/27 vs. KC off Bruce Chen...With the slam, crossed 1,000 RBI as a Red Sox.
- 👉 Tallied season-long 15-game hit streak from 8/7-9/1 (.500, 28-for-56, 7 2B, 7 HR, 16 RBI, 13 R, 9 BB), his longest since a 19-gamer in 2002.
- 👉 Missed 9 games from 8/16-23 with right heel bursitis...Hit .339 (41-for-121) with 10 2B, 5 HR, 17 RBI, 20 runs, and 20 BB in 33 games after returning to lineup on 8/24 at TEX.
- 👉 Re-Signed by the Red Sox as a free agent on 12/8 (accepted arbitration).

2010: Tallied 6th career 30-HR, 100-RBI campaign and named to 6th All-Star team.

- 👉 Led the Sox with 32 HR, 102 RBI (tied) and 82 BB, his best marks in each category since 2007 (35 HR, 117 RBI, 111 BB).
- 👉 Ranked among AL leaders in HR (T-5th, 32), RBI (T-10th, 102), BB (9th, 82), IBB (T-2nd, 14), XBH (T-9th, 69), SLG (8th, .529), OPS (8th, .899), AB/HR (T-4th, 16.2), and AB/RBI (5th, 5.1)...Tied TEX's Josh Hamilton for the most HR by a left-handed AL hitter.
- 👉 5th year with at least 30 HR as a DH, extending his all-time record, and 5th campaign with 100+ RBI as a DH, tying Edgar Martinez for the all-time mark...Last RBI of the season, an RBI single in the 4th inning on 9/29 at CWS, was the 1,000th of his career as a DH.
- 👉 Hit just 1 HR with 4 RBI in April but cracked 31 beginning 5/1, tied for 3rd in AL in that time...Starting in May, also ranked among AL leaders in RBI (7th, 98), BB (7th, 75), XBH (T-4th, 63), and SLG (4th, .558).
- 👉 Matched career high with 2 HR on 5/1 at BAL, 5/14 at DET, and 7/26 at LAA.
- 👉 Named AL Player of the Month for May (.363, 10 HR, 27 RBI), the 4th monthly honor of his career (also September 2005, July 2006, and September 2007)...The 10 HR were his largest total in any month since August 2006 (10)...Along with Jon Lester (Pitcher of the Month), were the 1st pair of teammates to capture both awards in the same month since June 2006 (MIN's Joe Mauer and Johan Santana) and the 3rd Red Sox teammates ever to do so, along with Dwight Evans and Mark Clear in May 1981, and Nomar Garciaparra and Pedro Martinez in May 1999.
- 👉 Elected by Player Ballot to his 6th career All-Star Game, 3rd as a DH...Pinch-hit in the 6th and finished 1-for-2 with a single in the 7/13 exhibition at Angel Stadium.
- 👉 Won the Home Run Derby on 7/12 at ANA with 32 HR over the competition's 3 rounds, including an 11-HR total to defeat FLA's Hanley Ramirez in the final round...Became the 1st Red Sox player to win the Home Run Derby, and at 34 years and 236 days old was the oldest Derby winner since the event became a 3-round competition in 1996, passing Luis Gonzalez (33 years, 309 days in 2001).
- 👉 Hit 9th career grand slam on 7/30 vs. DET, 8th with BOS and 8th at Fenway (1 with MIN) to become the all-time leader at the ballpark (prev., Jim Rice and Ted Williams, 7 each).

2009: Set all-time mark for HR by a DH, ending the season with 274 at the position.

- 👉 The Red Sox posted a 23-4 record when he went deep.
- 👉 Placed 4th in the AL with 43, 2-out RBI behind NYY's Mark Teixeira (46), LAA's Kendrys Morales (45), and teammate Kevin Youkilis (44).
- 👉 Tied for 7th in the AL with 27 multi-RBI games, including a season-high 4 hits twice (7/8 vs. OAK and 9/23 at KC).
- 👉 Hit just .218 (84-for-386) in his first 106 games 4/7-8/13 but batted .290 (45-for-155) over his final 44 contests.
- 👉 Drew at least 1 BB in 10 straight games from 4/30-5/19, the longest streak by a Sox hitter since he did it over 11 contests from 9/2-9/13/05.
- 👉 Did not hit 1st home run until 5/20 vs. TOR, his 1st HR since 9/22/08...Ended a career-high span of 149 AB without a HR...Tied with MIN's Michael Cuddyer, TOR's Adam Lind and NYY's Mark Teixeira for the AL lead with 28 HR from 5/20 through the end of the season.
- 👉 Led the AL with 27 HR beginning 6/6 and tied LAA's Bobby Abreu and NYY's Alex Rodriguez for the AL lead with 78 RBI in that time.
- 👉 Was 3rd in the AL with a .653 SLG in June (.320, 24-for-75, 7 HR, 18 RBI)...Finished 2nd in the AL with 24 RBI in July.
- 👉 Collected 1,000th career RBI with a 3-run HR, 6/24 at WSH.
- 👉 Knocked 300th career home run off Luke Hochevar on 7/9 vs. KC.
- 👉 Notched 1,000th hit as a member of the Red Sox with a home run on 7/11 vs. KC...Became 30th player in club history to reach that mark and the 1st to homer for No. 1,000 since Carlton Fisk on 6/1/80 vs. MIL.
- 👉 Hit 10th career walk-off HR with his 2nd shot of the game on 8/26 off CWS's Tony Pena to give BOS a 3-2 victory...Was his 9th walk-off HR as a member of the Red Sox, passing Jimmie Foxx (8) for the club record.
- 👉 Belted 270th career home run as a DH off Jose Arredondo on 9/15 vs. LAA, passing Frank Thomas (269) for the all-time lead in that category.

POSTSEASON: Started as the DH in all 3 of the Sox ALDS losses to the Angels.

2008: Appeared in just 109 games due to injuries, starting 108 as the DH...Finished 2nd on the club with 23 HR, 89 RBI, and 70 BB.

👉 Did not appear in a game defensively for the 1st time in his career.

👉 Homered twice in a game on 3 occasions: 5/18 vs. MIL, 8/12 vs. TEX (both in 1st inning), and 9/17 at TB.

👉 Homered once in first 16 games through 4/17...Went deep just once in a 27-game span from 8/16-9/14, including a 19-game drought from 8/16-9/6, matching his then-longest with BOS...Had 5 HR in final 10 games.

👉 Hit .336 (43-for-128) with RISP (13th in AL) and .346 (18-for-52) with 2 outs and RISP (10th in AL).

👉 Finished tied for 5th in the AL with 12 IBB.

👉 Collected 22 of 89 RBI against the Rangers...Had games of 6 (8/12) and 5 (4/18) RBI against TEX.

👉 Was just 3-for-43 (.070) in his first 12 games through 4/12, the lowest mark among ML qualifiers at that point... Hit .299 (50-for-167) over his next 42 games and was at .252 when disabled on 6/1...After return on 7/25, batted .277 (57-for-206) with 10 HR and 46 RBI in final 55 games.

👉 Missed time in April and May with a sore right knee.

👉 Connected for 8th career grand slam, 4/18 vs. TEX off Luis Mendoza...Drove in 15 runs over 7 games, 4/18-24.

👉 Had the Red Sox' only hit, a 7th-inning single, on 5/24 at OAK, breaking up Justin Duchscherer's no-hit bid.

👉 Sustained a partially torn tendon sheath in his left wrist on a swing in the 9th inning on 5/31 at BAL...Put on the 15-day DL on 6/3 (retro to 6/1) and missed a total of 45 games before being activated on 7/25 after rehab stints with Triple-A Pawtucket and Double-A Portland...Did not need surgery to repair the injury.

👉 Elected to start All-Star Game for 4th consecutive year but replaced due to injury...Marked 5th straight selection.

👉 Knocked 2 HR and collected 6 RBI in a 10-run Red Sox 1st inning on 8/12 vs. TEX...Was the 54th time in ML history that a player hit 2 HR in an inning, and the 4th Red Sox to do it along with Nomar Garciaparra (3rd inning, 7/23/02-G1 vs. TB), Ellis Burks (4th, 8/27/90 at CLE), and Bill Regan (4th, 6/16/1928 at CHI)...The 6 RBI tied a then-AL record for a single inning (since passed by NYY's Alex Rodriguez with 7 in the 6th inning on 10/4/09 at TB)...Marked the 3rd time that a Red Sox player recorded 6 RBI in an inning, also Carlos Quintana (3rd, 7/30/91 vs. TEX) and Tom McBride (4th, 8/4/45-G2 at WSH).

POSTSEASON: Batted .186 (8-for-43) with a HR and 5 RBI over all 11 of the Sox' postseason games...Reached base safely in all 4 ALDS games against LAA, with hits in 3 of those contests...Went 0-for-3 in Game 3, but walked 3 times...Notched 4 hits in the ALCS against TB...Tripled in the 7th inning of Game 4 to end an 0-for-14 slide in the postseason...Belted a 3-run HR off Grant Balfour in the 7th inning of Game 5, making the score 7-4 in favor of the Rays, a game the Red Sox would come back to win, 8-7, on J.D. Drew's 9th-inning walk-off single...Ended a 15-game homerless drought in the playoffs after going 61 AB since his 6th-inning solo shot in Game 4 of the 2007 ALCS at CLE.

2007: Led big leagues with a .445 OBP and topped AL with 88 XBH and 111 BB.

👉 Also ranked among AL leaders in 2B (2nd, 52), OPS (2nd, 1.066), HR (T-3rd, 35), total bases (3rd, 341), SLG (3rd, .621), AVG (5th, .332), AB/HR (5th, 15.7), IBB (T-5th, 12), runs (6th, 116), and RBI (6th, 117)...Led the AL in OBP (.470) and SLG (.700) vs. RHP.

👉 Won his 4th straight Silver Slugger Award at DH...Set career highs for AVG, 2B, and OBP.

👉 His .332 AVG was the highest by a Red Sox left-handed batter since Mo Vaughn (.337) in 1998...88 XBH tied for the 3rd most in Red Sox history with his 2005 mark, and 52 2B were 4th on the all-time single-season list (now 5th, passed by Dustin Pedroia's 54 in 2008).

👉 Batted a career-best .362 (54-for-149) with RISP, the 6th-highest mark in the AL.

👉 Led AL in BB for a 2nd straight year, the 1st Red Sox to do that since Ted Williams (4, from 1946-49).

👉 Joined Adam Dunn as the only players with 100 runs, RBI, and BB in 2007...Accomplished that feat for 3rd year in a row, the longest streak by a Sox player since 6 for Ted Williams (1941-42, 1946-49).

👉 Batted .338 (177-523) in 140 games as the DH...Set ML single-season records with 51 2B and 85 XBH as a DH...Topped 2007 DH's in AVG, OBP (.451), SLG (.629), runs (111), hits (177), RBI (113), and BB (106), and was 2nd in HR (33), 2 behind Jim Thome.

👉 Ejected by home-plate umpire Tony Randazzo on 6/15 vs. SF.

👉 Voted by fans to start his 3rd straight All-Star Game, 2nd at 1B...Only other Red Sox with 2 ASG starts at 1B was Jimmie Foxx (1938, 1940)...Went 0-for-2 in 7/10 game at SF.



David Ortiz

David Ortiz, Continued

DAVID ORTIZ'S 19 CAREER WALK-OFF HITS WITH THE RED SOX

DATE	INNING	OPPONENT	PITCHER	TYPE OF HIT
6/6/13	9	Texas	Kirkman	Home Run
7/31/10	9	Detroit	Coke	Double
8/26/09	9	CHI White Sox	Pena	Home Run
9/12/07	9	Tampa Bay	Reyes	Home Run
7/31/06	9	Cleveland	Carmona	Home Run
7/29/06	11	LA Angels	Romero	Single
6/26/06	12	Philadelphia	Condrey	Single
6/24/06	10	Philadelphia	Gordon	Home Run
6/11/06 (1)	9	Texas	Otsuka	Home Run
9/29/05	9	Toronto	Batista	Single
9/6/05	9	LA Angels	Shields	Home Run
6/2/05	9	Baltimore	Ryan	Home Run
10/18/04 (ALCS 5)	14	NY Yankees	Loaiza	Single
10/17/04 (ALCS 4)	12	NY Yankees	Quantrill	Home Run
10/8/04 (ALDS 3)	10	LA Angels	Washburn	Home Run
6/11/04	9	LA Dodgers	Martin	Single
4/11/04	12	Toronto	A. Lopez	Home Run
9/23/03	9	Baltimore	Ainsworth	Home Run
7/26/03	10	NY Yankees	Benitez	Single

2015
Red Sox

👉 Posted the AL's best OPS (1.153) after the All-Star break.

👉 Named AL Player of the Month for September, his 3rd monthly honor...Batted .396 (36-for-91) with 9 HR and 27 RBI in 26 games during the month, and led the AL with an .824 SLG.

👉 Had 9 consecutive hits and reached base in 11 straight PA, 9/26-29.

👉 Underwent arthroscopic surgery on 11/6 to correct a cartilage problem in his right knee.

POSTSEASON: Batted .370 (17-for-46) with 3 HR, 10 RBI, and 14 BB while hitting safely in 12 of BOS's 14 postseason games...Hit safely in first 9 games at .462 (12-for-26) before going 5-for-20 (.250) in final 5 contests...Went 5-for-7 (.714) with 6 BB in the 3-game sweep of LAA in the ALDS...Had the highest AVG, OBP (.846), and SLG (1.571) ever in a Division Series (minimum 10 PA) with the most BB ever in a 3-game DS as well as the most HR (tied, 2) in an ALDS of 3 games...Tied the DS record with 4 BB and 2 IBB in Game 2...Homered in Games 1 and 3...Hit .292 (7-for-24) with 3 RBI and 6 BB in the 7-game ALCS against CL...Homered in Game 4 at Jacobs Field...Extended his overall postseason hitting streak to 14 games, tied for the 7th-longest all-time, before going 0-for-5 in Game 7 at Fenway Park...Had a .333 AVG (5-for-15) with 4 RBI in the 4-game World Series sweep of COL...After starting first 12 games of postseason as the DH, played 1B in the final 2 World Series contests at Coors Field...Was 3-for-5 with 2 2B and 2 RBI in Game 1 victory at Fenway Park.

2006: Led the AL and ranked 2nd in the majors with a club-record 54 HR and 137 RBI.

👉 Only PHI's Ryan Howard had more HR (58) and RBI (149)...STL's Albert Pujols also drove in 137 runs...Knocked 32 road HR, tied for AL single-season mark with Babe Ruth (1927).

👉 Also led the AL with 355 total bases, 119 BB, and 10.3 AB/HR while ranking among the league leaders in IBB (2nd, 23), XBH (2nd, 85), SLG (2nd, .636), runs (T-3rd, 115), OPS (5th, 1.049), and OBP (7th, .413).

👉 Was 1st player to lead his league in HR, RBI, and BB in same season since PHI's Mike Schmidt in 1981...Became 1st AL player to do it since WSH's Frank Howard in 1970 and 1st Red Sox since Ted Williams in 1949.

👉 Received 3rd straight Silver Slugger at DH...As a DH, batted .282 (146-for-518) with 47 HR and 123 RBI in 138 games...Set a big league record for DH HR...Received 115 BB, tied for 2nd most ever by a DH (Edgar Martinez, 122 in 1996 and 115 in 1997).

👉 Had 5 walk-off hits, including 3 HR, all in a 51-day span from 6/11-7/31...Was 1st major leaguer with 3 walk-off HR in a season since SF's Barry Bonds in 2003 and was 1 shy of the all-time single-season record.

👉 Tallied walk-off, game-winning hits in consecutive games, 6/24 & 26 vs. PHI, and 2 in span of 3 contests, 7/29-31.

👉 Led the majors with 40 go-ahead RBI, 2nd most for a Red Sox player since at least 1974 (Jim Rice, 44 in 1978)...Tied for 2nd in AL with 18 game-winning RBI.

👉 Set a club record for HR in April with 10.

👉 Became the 6th Red Sox ever to start an All-Star Game at 1B, going 0-for-2 on 7/11 at PIT.

👉 Named AL Player of the Month for July, his 2nd career honor...Batted .339 (37-for-109) while leading MLB with 14 HR, 35 RBI, 87 total bases, and 21 XBH (tied)...Tied club record for HR in any month (Jackie Jensen, 14 in June 1958).

👉 Collected 8 HR in an 8-game span, 7/1-8, just the 2nd Red Sox to accomplish the feat (also George Scott, 6/14-22/77).

👉 Shared AL Player of the Week honors for 7/31-8/6 (Travis Hafner)...Hit .370 (10-for-27) with 5 HR and 8 RBI.

👉 Experienced palpitations prior to 8/28 game at OAK and returned to Boston where tests were performed at Massachusetts General Hospital...All tests turned out normal except for changes commonly found in well-trained athletes...Returned on 9/5 after missing 8 games.

👉 Hit .150 (3-for-20) in 7 games for the Dominican Republic in the inaugural World Baseball Classic prior to the season...All 3 hits were HR, 3/7 at Venezuela (2) and 3/13 at Cuba.

2005: Topped majors with 148 RBI...Led AL with 88 XBH and finished among league leaders in HR (2nd, 47), BB (2nd, 102), SLG (2nd, .604), OPS (3rd, 1.001), runs (3rd, 119), total bases (3rd, 363), OBP (4th, 3.97), IBB (T-7th 9), and 2B (T-8th, 40).

👉 Won Players Choice Award as AL's Most Outstanding Player, was AL Hank Aaron Award recipient and named to the AL Silver Slugger at DH for 2nd straight year.

👉 Finished 2nd in the AL MVP voting, receiving 307 points behind NYY's Alex Rodriguez's 331 points.

👉 His 148 RBI marks the 4th-highest, single-season total in club history and most since 1949 (Vern Stephens and Ted Williams, 159 each)...Was the 1st Red Sox to lead the majors in RBI since Tony Armas with 123 in 1984.

👉 Also collected an AL-best 34 go-ahead RBI and 21 game-winning RBI.

👉 Of 47 HR, 19 either tied the game or gave BOS the lead...Had 27 road HR, breaking Ted Williams' then-club record of 26 in 1957 (Ortiz passed with 32 in 2006)...Rate of 12.8 AB/HR was 3rd in AL.

👉 Homered twice in a game 9 times, 2nd-most in a single season in Sox history to Jimmie Foxx's 10 in 1938.

👉 Combined with Manny Ramirez to hit 92 HR, most ever for a duo in Sox history...The pair also combined to drive in 292 runs, 2nd-most ever for a BOS duo behind 318 for Vern Stephens and Ted Williams in 1949.

👉 Hit .297 (166-for-558) with 43 HR and 141 RBI in 148 games at DH...RBI total was 2nd-most ever for a DH, 2 behind Edgar Martinez's 2000 figure.

👉 Was top All-Star vote-getter, elected as AL's DH with 4,138,141 votes...Went 2-for-3 in the 7/12 game at DET.

👉 Was AL Player of the Month for September, setting a club record for HR in that month (11)...Marked 1st career monthly award...Shared AL Player of the Week honors with NYY's Robinson Cano, 9/12-18 (.385, 5 HR, 9 RBI).

POSTSEASON: Hit .333 (4-for-12) in 3 games against CWS in ALDS...Homered in Game 3 off Freddy Garcia.

2004: Selected to 1st career All-Star team...Led the American League with 91 XBH, 1 shy of the club record set by Jimmie Foxx in 1938.

👉 Ranked 2nd in the AL with 139 RBI, 351 total bases, a .603 SLG, 41 HR (tied), and 33 go-ahead RBI (tied), and placed 3rd with 47 2B and 14.2 AB/HR...Had AL's 4th-highest AVG with RISP (.350) and 4th-best overall OPS (.983).

👉 Hit .301 and teamed with Manny Ramirez to join NYY's Lou Gehrig and Babe Ruth (1927, 1930, 1931) as only AL teammates with a .300 AVG, 40 HR, and 100 RBI in a single season.

👉 Won 1st career Silver Slugger, named to the team as AL's DH...Started 111 games at DH and 32 at 1B.

👉 Homered against 18 of the Sox' 19 opponents (all but SD)...Blasted 100th career HR, 5/28 vs. SEA.

👉 Tabbed AL Player of the Week for 6/21-27 (.440, 11-for-25, 4 HR, 9 RBI).

👉 Named as a reserve on the AL All-Star squad and homered in 1st official AB in 6th inning off Carl Pavano...Also walked twice in the 7/13 contest at HOU.

POSTSEASON: Batted .400 (22-for-55) with 5 HR and 19 RBI in 14 games during the Red Sox World Championship run...RBI total tied Sandy Alomar, Jr. in 1997 and Scott Spiezio in 2002 for most ever in a single postseason (since passed by David Freese's 21 in 2011)...Had 3 walk-off hits, most ever for a player in a single postseason and 1 more than postseason career-best for any other individual...Was 6-for-11 (.545) with 4 RBI in ALDS vs. ANA, ending the series with a 2-run, walk-off, 10th-inning HR off Jarrod Washburn in Game 3 on 10/8 at Fenway Park...Named the MVP of the ALCS with a .387 AVG (12-for-31), 3 HR, and 11 RBI in 7 games versus NYY...Won Games 4 and 5 with walk-off hits – a 12th-inning HR off Paul Quantrill in Game 4 on 10/17 and a 14th-inning single off Esteban Loaiza the following night...Also homered off Tom Gordon in Game 5 and Kevin Brown in Game 7...Hit .308 (4-for-13) with a HR and 4 RBI in 4-game sweep of STL in the World Series...Became 28th player to HR in 1st World Series AB with a 3-run blast off Woody Williams in 1st inning on 10/23, joining Jose Santiago in 1967 as the 2nd Red Sox player to accomplish that feat (later also accomplished by Dustin Pedroia and Bobby Kielty in 2007).

2003: In 1st season with Red Sox ranked 3rd in the AL with a .592 SLG and 16 game-winning RBI, 5th with a .961 OPS, and placed 10th with 39 2B.

👉 Ranked 2nd in HR as a DH with 27 while batting .310 (86-for-277) in 74 games at the position...Started 73 games at DH and 44 at 1B.

👉 Drove in a run every 4.4 AB, 2nd in the AL, and homered every 14.5 AB, 5th best in the league.

👉 Knocked 1st HR with the Red Sox on 4/27/03 at ANA, a pinch-hit, go-ahead solo shot in the 14th inning off Mickey Callaway...Jason Varitek followed with a solo HR in the Sox 6-4 win.

👉 Appeared in 31 of BOS' first 54 games through the end of May with a .272 AVG (28-for-103), 2 HR, and 19 RBI before moving into starting lineup on regular basis with trade of Shea Hillenbrand to ARI...Hit .293 (101-for-345) with 29 HR and 82 RBI in 97 games the rest of the year.

ALL-TIME AMERICAN LEAGUE SINGLE-SEASON HOME RUNS ON THE ROAD

RK	PLAYER	TEAM	YEAR	HR
1.	David Ortiz	BOS	2006	32
	Babe Ruth	NYG	1927	32
3.	Brady Anderson	BAL	1996	31
	Roger Maris	NYG	1961	31
5.	Jim Gentile	BAL	1961	30
	Mickey Mantle	NYG	1961	30

David Ortiz, Continued

POSTSEASON: Had a .191 AVG (9-for-47) with 2 HR and 8 RBI in 12 games during the playoffs...Was hitless in first 16 AB and went just 2-for-21 in ALDS vs. OAK before hitting .269 (7-for-26) in ALCS against NYY...Both HR came in ALCS, Game 1 off Mike Mussina and Game 7 off David Wells.

2002: Ranked 3rd on the Twins with 20 HR and 75 RBI in final season with club.

👉 Started 95 games as the DH and 13 at 1B.

👉 On the DL from 4/19-5/13 after having surgery to remove bone chips from his left knee.

👉 Hit safely in a single-season career-high 19 straight games from 7/17-8/6 (.419, 31-for-74, 5 2B, 7 HR, 18 RBI, 17 R, 10 BB)...Scored a run in a career-best 11 consecutive contests, 7/17-28.

👉 Led Dominican Republic to the Caribbean World Series championship and was named series MVP after batting .480 with 2 HR and 11 RBI...Hit .351 with 4 HR and 23 RBI for Escogido in the DR's regular winter season.

POSTSEASON: Batted .276 (8-for-29) with 4 RBI in 9 postseason games, including 7 starts at DH over the ALDS vs. OAK and ALCS vs. ANA.

2001: Limited to just 89 games due to injury but finished 3rd on the Twins with 18 HR in just 303 AB (16.8 AB/HR).

👉 Started 78 games at DH and 7 at 1B.

👉 Was disabled after undergoing right wrist surgery on 5/17 and was not activated until 7/21...Appeared in 14 games with 3 minor league clubs on rehab from 7/5-20.

👉 Homered in a career-high 4 straight contests, 8/9-12...Went deep in 3 straight games, 9/2-5, including 1st career 2-HR contest, 9/5 at TEX.

2000: Placed 2nd on Twins in 2B (36), 3rd in BB (57), 4th in HR (10), and 5th in RBI (63).

👉 Started 87 games as DH and 25 at 1B.

👉 Hit .423 (33-for-78) against lefties.

👉 Set a career high with his first 4-hit game on 7/19 vs. CWS.

1999: Spent most of season at Triple-A Salt Lake, leading the Pacific Coast League with 110 RBI and tying for 1st with 68 XBH.

👉 T-2nd in the PCL with 79 BB, ranked 3rd with 291 total bases and a .491 OBP, was 4th with a .590 SLG, and T-4th with 35 2B and 30 HR.

👉 Selected to both *Baseball America's* Triple-A and PCL All-Star Teams.

👉 Promoted to Minnesota on 9/13 and went 0-for-20 in 10 games.

1998: Started 68 games at 1B and 10 as the DH in 1st full big league season.

👉 Was among AL rookie leaders in BB (2nd, 39), 2B (T-5th, 20), RBI (T-5th, 46), and XBH (T-6th, 29).

👉 Disabled from 5/10-7/9 after fracturing the hamate bone in his right wrist...Had 11-game rehab stint at Triple-A Salt Lake.

1997: Won the Sherry Robertson Award as Twins Minor League Player of the Year, batting .317 with 30 HR and 130 RBI in 140 games with 3 clubs...Made ML debut as a September call-up.

👉 Advanced from Single-A to the majors in 1st season in the Twins organization...Led all Twins farmhands in hits (187), 2B (41), total bases (328), and RBI and tied for 1st in HR.

👉 Opened season with 11-game hitting streak at High-A Fort Myers and was the organization's April Player of the Month with .319 AVG, 5 HR, and 25 RBI.

👉 Promoted to Double-A New Britain 6/7 and drove in 56 runs in 69 games...Moved to Triple-A Salt Lake 8/21.

👉 Joined the Twins on 9/2 and debuted as PH that night at Wrigley Field...Doubled off CHC's Mark Pisciotta the following day for 1st ML hit.

👉 Clubbed 1st ML HR off Julio Santana on 9/14 at TEX.

1996: In final season with SEA organization, ranked 2nd in the Midwest League with 156 hits and 248 total bases at Single-A Wisconsin.

👉 Also among league leaders in hits (3rd, 156), AVG (4th, .322), RBI (4th, 93), and 2B (T-4th, 34).

👉 Played in the MWL All-Star Game...Rated as the Midwest League's most exciting player and best defensive 1B by *Baseball America*.

1995: Selected as team MVP for Rookie-level Arizona Mariners...Led Arizona League in 2B (18), XBH (26), total bases (99), and RBI (tied, 37).

👉 Was 2nd in the AZL in SLG (.538), 3rd in hits (61), 4th in AVG (.332), and 5th in OBP (.403).

👉 Named to AZL All-Star Team...Led league 1B with a .989 fielding percentage and 27 assists.

1994: Topped Arizona League 1B in games (44), total chances (393), and putouts (372)...Tied for 2nd in the AZL with 10 2B.

1993: Made pro debut with SEA's club in the Dominican Summer League.

Personal

- 👉 Married to the former Tiffany Brick...The couple has 2 daughters, Jessica (10/23/96) and Alexandra (3/22/01), and a son, D'Angelo (7/10/04).
- 👉 Graduated from Estudia Espillat High School in the Dominican Republic, where he played baseball and basketball.
- 👉 Splits the off-season between the Dominican Republic and Massachusetts.
- 👉 Batting cages at the Red Sox Dominican Academy were dedicated in his name in December 2006.
- 👉 His autobiography, "Big Papi – My Story of Big Dreams and Big Hits" made the *New York Times* Best Seller List in the spring of 2007.
- 👉 Was 1 of more than 40 major league players that visited the residence of the United States Ambassador to the Dominican Republic in January 2011...The visit, sponsored by the U.S. Embassy and Ambassador Raul Yzaguirre, celebrated the charitable work of the Major League Baseball Dominican Development Alliance (MLB-DDA) and major league players in Dominican communities...It aimed to encourage additional opportunities via MLB-DDA's relationship with the United States Agency for International Development (USAID).

Roberto Clemente Award

David won the 2011 Roberto Clemente Award, Major League Baseball's highest honor for those who best represent the game of baseball through positive contributions on and off the field...That same year, he won the Boston BB-WAA's Tim Wakefield Award for his charitable spirit.

David Ortiz Children's Fund

Ortiz's foundation, the David Ortiz Children's Fund, is a nonprofit organization committed to providing critical pediatric services to children in New England and the Dominican Republic...Has hosted the Annual David Ortiz Celebrity Golf Classic in the Dominican Republic each of the last 7 off-seasons, benefitting his foundation.

In the Community

David attended multiple Red Sox Foundation functions in 2014, such as Casino Night and the Welcome Home Party...Met with Make-A-Wish Foundation patients throughout the season for a second-straight year...Also spent time with patients at Walter Reed Medical Center...Generously donates time and other resources to benefit the Mass General Hospital for Children, including visiting patients...In 2013, hosted children from Mass General Hospital for Children at games throughout the season...Spoke to students at the Rogers Middle School...Also initiated the David Ortiz Children's Fund Gala...Hosted a holiday party for patients at Mass General Hospital for Children during the 2012-13 off-season...In 2012, co-hosted the Pitching in for Kids Poker Party and attended the PLAY campaign, designed to promote awareness for healthy and active living among America's Youth...Attended the John Hancock's MLK Summer Scholars kickoff event...In January 2010, donated food and medical supplies to support those affected by the earthquake that struck Haiti and encouraged fans to help in the relief effort...Launched Papi's Pals ticket program in 2009 through which he has donated tickets to patients from the hospital and met with the children and their families who attended...Also had a Papi Cares ticket program during the 2009 season for families struggling financially...Honored by UNICEF with the Children's Champion Award in 2008 and was the Red Sox nominee for the Roberto Clemente Award in 2006 and 2007...In December 2007, conducted a flood relief drive in conjunction with Stop & Shop for the victims of Hurricane Noel in the Dominican Republic...Has worked diligently on behalf of the residents of his hometown of Haina in the Dominican Republic, helping to provide the town with a new ambulance and a youth baseball field in 2007...Joined with the Red Sox Foundation to make a \$200,000 donation in December 2006 to Hospital General de la Plaza de la Salud in Santo Domingo, Dominican Republic with funds to be used for children's heart surgeries...Funds for the hospital were raised by several Boston-area events in 2006 including Big Papi's Power Hitting Clinic for Kids and Big Papi's Celebrity Mixer...Donated \$50,000 to Hurricane Katrina Relief Fund in 2005 and raised funds for flood victims in the Dominican Republic and Haiti in 2004...Has been a member of the Boston Action Team, a national youth volunteer initiative administered by the Major League Baseball Players Trust and Volunteers of America, that is actively recruiting the next generation of volunteers...Supports events that benefit the Red Sox Foundation including the Welcome Home Dinner, Picnic in the Park and Dancing with the New Stars...Enjoys visiting with Jimmy Fund patients during their road trips to Spring Training and various road cities, and participates in the Jimmy Fund Radio-Telethon...Has appeared in local PSAs, including with former Mayor Tom Menino promoting summer safety and anti-nucleance, with Aerosmith's Steven Tyler for the Red Sox Foundation and Mass General Hospital's Home Base Program.

David Ortiz, Continued

David Ortiz's Career Record

YEAR	CLUB	AVG.	G	AB	R	H	2B	3B	HR	RBI	SH	SF	HB	BB	SO	SB	CS	E
1993	DSL Mariners	.264	61	201	37	53	17	1	7	31	0	5	4	34	44	1	1	-
1994	AZL Mariners	.246	53	167	14	41	10	1	2	20	1	4	2	14	46	1	4	6
1995	AZL Mariners	.332	48	184	30	61	18	4	4	37	0	3	1	23	52	2	0	5
1996	Wisconsin	.322	129	485	89	156	34	2	18	93	2	4	5	52	108	3	4	13
1997	Ft. Myers	.331	61	239	45	79	15	0	13	58	0	3	1	22	53	2	1	9
	New Britain	.322	69	258	40	83	22	2	14	56	0	2	4	21	78	2	6	3
	Salt Lake	.214	10	42	5	9	1	0	4	10	0	0	0	2	11	0	1	0
	MINNESOTA	.327	15	49	10	16	3	0	1	6	0	0	0	2	19	0	0	1
1998	Salt Lake	.243	11	37	5	9	3	0	2	6	0	0	0	3	9	0	0	3
	MINNESOTA	.277	86	278	47	77	20	0	9	46	0	4	5	39	72	1	0	6
1999	Salt Lake	.315	130	476	85	150	35	3	30	110	0	5	3	79	105	2	2	20
	MINNESOTA	.000	10	20	1	0	0	0	0	0	0	0	0	5	12	0	0	0
2000	MINNESOTA	.282	130	415	59	117	36	1	10	63	0	6	0	57	81	1	0	1
2001	Gulf Coast	.400	4	10	3	4	0	0	0	1	0	0	0	3	1	1	0	0
	Ft. Myers	.000	1	3	0	0	0	0	0	0	0	0	0	1	0	0	0	0
	New Britain	.243	9	37	3	9	4	0	0	1	0	1	0	3	9	0	0	0
	MINNESOTA	.234	89	303	46	71	17	1	18	48	1	2	1	40	68	1	0	0
2002	MINNESOTA	.272	125	412	52	112	32	1	20	75	0	8	3	43	87	1	2	1
2003	BOSTON	.288	128	448	79	129	39	2	31	101	0	2	1	58	83	0	0	3
2004	BOSTON	.301	150	582	94	175	47	3	41	139	0	8	4	75	133	0	0	4
2005	BOSTON	.300	159	601	119	180	40	1	47	148	0	9	1	102	124	1	0	2
2006	BOSTON	.287	151	558	115	160	29	2	54	137	0	5	4	119	117	1	0	2
2007	BOSTON	.332	149	549	116	182	52	1	35	117	0	3	4	111	103	3	1	0
2008	Pawtucket	.333	3	9	4	3	0	0	3	5	0	0	0	3	2	0	0	0
	Portland	.250	3	8	2	2	0	0	0	1	0	0	0	2	1	0	0	0
	BOSTON	.264	109	416	74	110	30	1	23	89	1	3	1	70	74	1	0	0
2009	BOSTON	.238	150	541	77	129	35	1	28	99	0	7	5	74	134	0	2	1
2010	BOSTON	.270	145	518	86	140	36	1	32	102	0	4	2	82	145	0	1	0
2011	BOSTON	.309	146	525	84	162	40	1	29	96	0	1	1	78	83	1	1	0
2012	BOSTON	.318	90	324	65	103	26	0	23	60	0	3	0	56	51	0	1	0
2013	BOSTON	.309	137	518	84	160	38	2	30	103	0	5	1	76	88	4	0	0
	Pawtucket	.222	6	18	3	4	0	0	1	4	0	0	0	6	0	0	0	0
2014	BOSTON	.263	142	518	59	136	27	0	35	104	0	6	3	75	95	0	0	0
	Major League Totals	.285	2111	7575	1267	2159	547	18	466	1533	2	76	36	1162	1569	15	8	21
	Minor League Totals	.305	598	2174	365	663	159	13	98	433	3	27	20	262	525	14	19	59
	Red Sox Totals	.290	1656	6098	1052	1766	439	15	408	1295	1	56	27	976	1230	11	6	12

2015
Red Sox

- 1992 Signed by the Seattle Mariners as a non-drafted free agent on 11/28
- 1996 Acquired by the Minnesota Twins on 9/13 as the player to be named in the 8/29/96 trade for INF Dave Hollins
- 1998 On disabled list with a right wrist fracture, 5/10-7/8
- 2001 On disabled list recovering from right wrist surgery, 5/5-7/20
- 2002 On disabled list recovering from surgery to remove bone chips from left knee, 4/1-5/12
- 2003 Signed by the Boston Red Sox as a free agent on 1/22
- 2008 On disabled list with a partially torn tendon sheath in his left wrist, 6/1-7/24
- 2011 Re-signed by the Boston Red Sox as a free agent on 12/8 (accepted arbitration)
- 2012 On disabled list with a right Achilles strain, 7/17-8/23
- 2012 On disabled list with a right Achilles strain, 8/25 through remainder of season
- 2012 Re-signed by the Boston Red Sox as a free agent on 11/4
- 2013 On disabled list with right Achilles soreness, 3/22-4/19

Additional Batting Statistics

YEAR	CLUB	OBP	SLG	OPS	TB	GDP
1997	MINNESOTA	.353	.449	.802	22	1
1998	MINNESOTA	.371	.446	.817	124	8
1999	MINNESOTA	.200	.000	.200	0	2
2000	MINNESOTA	.364	.446	.810	185	13
2001	MINNESOTA	.324	.475	.799	144	6
2002	MINNESOTA	.339	.500	.839	206	5
2003	BOSTON	.369	.592	.961	265	9
2004	BOSTON	.380	.603	.983	351	12
2005	BOSTON	.397	.604	1.001	363	13
2006	BOSTON	.413	.636	1.049	355	12
2007	BOSTON	.445	.621	1.066	341	16
2008	BOSTON	.369	.507	.877	211	11
2009	BOSTON	.332	.462	.794	250	9
2010	BOSTON	.370	.529	.899	274	12
2011	BOSTON	.398	.554	.953	291	24
2012	BOSTON	.415	.611	1.026	198	6
2013	BOSTON	.395	.564	.959	292	21
2014	BOSTON	.355	.517	.873	268	18
	Major League Totals	.379	.547	.926	4140	198

Division Series Record

YEAR	CLUB	AVG.	G	AB	R	H	2B	3B	HR	RBI	SH	SF	HB	BB	SO	SB	CS	E	
2002	MIN vs. OAK	.231	4	13	0	3	2	0	0	2	0	0	0	0	5	0	0	0	
2003	BOS vs. OAK	.095	5	21	0	2	1	0	0	2	0	0	0	2	7	0	0	0	
2004	BOS vs. ANA	.545	3	11	4	6	2	0	1	4	0	0	0	5	2	0	0	0	
2005	BOS vs. CWS	.333	3	12	2	4	2	0	1	1	0	0	0	0	3	0	0	0	
2007	BOS vs. LAA	.714	3	7	5	5	0	0	2	3	0	0	0	6	1	0	0	0	
2008	BOS vs. LAA	.235	4	17	1	4	1	0	0	1	0	0	0	3	4	0	0	0	
2009	BOS vs. LAA	.083	3	12	0	1	0	0	0	0	0	0	0	0	4	0	0	0	
2013	BOS vs. TB	.385	4	13	4	5	1	0	2	3	0	0	0	5	2	0	0	0	
Division Series Totals			.283	29	106	16	30	9	0	6	16	0	0	0	21	28	0	0	0

League Championship Series Record

YEAR	CLUB	AVG.	G	AB	R	H	2B	3B	HR	RBI	SH	SF	HB	BB	SO	SB	CS	E	
2002	MIN vs. ANA	.313	5	16	0	5	1	0	0	2	0	0	0	0	5	0	0	0	
2003	BOS vs. NYY	.269	7	26	4	7	1	0	2	6	0	0	1	3	8	0	0	0	
2004	BOS vs. NYY	.387	7	31	6	12	0	1	3	11	0	0	0	4	7	0	1	0	
2007	BOS vs. CLE	.292	7	24	7	7	3	0	1	3	0	2	1	6	5	0	0	0	
2008	BOS vs. TB	.154	7	26	3	4	1	1	1	4	0	0	0	6	9	0	0	0	
2013	BOS vs. DET	.091	6	22	1	2	0	0	1	4	0	0	0	3	4	0	0	0	
LCS Totals			.255	39	145	21	37	6	2	8	30	0	2	2	22	38	0	1	0

World Series Record

YEAR	CLUB	AVG.	G	AB	R	H	2B	3B	HR	RBI	SH	SF	HB	BB	SO	SB	CS	E	
2004	BOS vs. STL	.308	4	13	3	4	1	0	1	4	0	0	0	4	1	0	0	0	
2007	BOS vs. COL	.333	4	15	4	5	3	0	0	4	0	0	0	2	3	0	0	0	
2013	BOS vs. STL	.688	6	16	7	11	2	0	2	6	0	1	0	8	1	0	0	0	
World Series Totals			.455	14	44	14	20	6	0	3	14	0	1	0	14	5	0	0	0

All-Star Game Record

YEAR	CLUB	AVG.	G	AB	R	H	2B	3B	HR	RBI	SH	SF	HB	BB	SO	SB	CS	E	
2004	AL at HOU	1.000	1	1	2	1	0	0	1	2	0	0	0	2	0	0	0	0	
2005	AL at DET	.667	1	3	0	2	0	0	0	1	0	0	0	0	0	0	0	0	
2006	AL at PIT	.000	1	2	0	0	0	0	0	0	0	0	0	0	1	0	0	0	
2007	AL at SF	.000	1	2	0	0	0	0	0	0	0	0	0	0	0	0	0	0	
2008	AL at NYY																		
2010	AL at LAA	.500	1	2	0	1	0	0	0	0	0	0	0	0	1	0	0	0	
2011	AL at ARI	.000	1	2	0	0	0	0	0	0	0	0	0	0	0	0	0	0	
2012	AL at KC	.500	1	2	0	1	0	0	0	0	0	0	0	0	0	0	0	0	
2013	AL at NYM	.000	1	2	0	0	0	0	0	0	0	0	0	0	0	0	0	0	
All-Star Game Totals			.313	8	16	2	5	0	0	1	3	0	0	0	2	2	0	0	0

World Baseball Classic Record

YEAR	CLUB	AVG.	G	AB	R	H	2B	HR	RBI	SH	SF	HB	BB	SO	SB	CS
2006	Dom. Rep.	.150	7	20	4	3	0	0	3	5	0	0	0	8	2	0
2009	Dom. Rep.	.250	3	8	0	2	1	0	0	1	0	0	0	3	1	0
WBC Totals			.179	10	28	4	5	1	0	3	6	0	0	11	3	0

Career Fielding Record

YEAR	CLUB	POS	PCT.	G	GS	PO	A	E	TC	DP	
1997	MINNESOTA	1B	.989	11	10	84	10	1	95	10	
1998	MINNESOTA	1B	.989	70	69	503	46	6	555	51	
1999	MINNESOTA	1B	1.000	1	0	7	0	0	7	1	
2000	MINNESOTA	1B	.996	27	25	210	12	1	223	17	
2001	MINNESOTA	1B	1.000	8	7	60	2	0	62	2	
2002	MINNESOTA	1B	.990	15	13	90	6	1	97	8	
2003	BOSTON	1B	.992	45	44	342	30	3	375	20	
2004	BOSTON	1B	.986	34	31	253	21	4	278	23	
2005	BOSTON	1B	.976	10	10	69	11	2	82	8	
2006	BOSTON	1B	.971	10	10	62	6	2	70	8	
2007	BOSTON	1B	1.000	7	7	37	3	0	40	3	
2009	BOSTON	1B	.980	6	6	42	6	1	49	2	
2010	BOSTON	1B	1.000	4	4	23	1	0	24	1	
2011	BOSTON	1B	1.000	2	2	18	0	0	18	4	
2012	BOSTON	1B	1.000	7	7	54	2	0	56	4	
2013	BOSTON	1B	1.000	6	6	36	1	0	37	4	
2014	BOSTON	1B	1.000	5	5	37	2	0	39	9	
Career Totals			1B	.990	268	255	1927	159	21	2107	175

David Ortiz, Continued

Career Single-Game Highs

HITS	4, 24 times, last 8/20/14 vs. LAA
DOUBLES	3, 7/26/11 vs. KC
HOME RUNS	2, 47 times, last 9/19/14 at BAL
RBI	6, 5 times, last 8/16/14 vs. HOU
RUNS SCORED	4, 5 times, last 6/27/12 vs. TOR
WALKS	4, 4 times, last 7/7/07 at DET
STRIKEOUTS	4, 9 times, last 7/28/10 at LAA
STOLEN BASES	1, 15 times, last 7/21/13 vs. NYY
HITTING STREAK	27, 7/2/12-5/7/13
EJECTIONS (10)	8/15/98 for MIN at BOS (HP, T. Craft) 6/21/00 for MIN at TEX (HP, M. Winters) 8/26/01 for MIN at KC (HP, P. Schrieber) 7/16/04 at ANA (HP, M. Hollowell) 8/19/05 at LAA (HP, B. Welke) 6/15/07 vs. SF (HP, T. Randazzo) 5/13/08 at BAL (HP, L. Diaz) 4/9/10 at KC (HP, M. Estabrook) 7/8/11 vs. BAL (HP, M. Estabrook) 7/27/13 at BAL (HP, T. Timmons)

Home Run Notes

MULTI-HOME RUN GAMES (47)

See page 200 for complete list

LEADOFF HOME RUNS (0)

GRAND SLAMS (11)

9/7/00 for MIN at BOS off Ramon Martinez
5/28/04 vs. SEA off Joel Pineiro
4/15/05 vs. TB off Hideo Nomo
7/15/05 vs. NYY off Buddy Groom
6/21/06 vs. WSH off Shawn Hill
7/6/06 at TB off Shawn Camp
8/18/07 vs. LAA off Jered Weaver
4/18/08 vs. TEX off Luis Mendoza
7/30/10 vs. DET off Jose Valverde
7/27/11 vs. KC off Bruce Chen
6/20/12 vs. MIA off Chris Hatcher

PINCH-HIT HOME RUNS (5)

7/5/00 for MIN vs. BOS off Rich Garces
8/9/01 for MIN vs. CLE off Dave Burba
4/27/03 at ANA off Mickey Calloway
5/29/11 at DET off Jose Valverde (G1)
7/5/13 at LAA off Dane De La Rosa

EXTRA-INNING HOME RUNS (11)

9/25/02 for MIN vs. CLE off Dave Maurer (12th)
4/27/03 at ANA off Mickey Calloway (14th)
9/3/03 at CWS off Tom Gordon (10th)
9/23/03 vs. BAL off Kurt Ainsworth (10th)
4/11/04 vs. TOR off Aquilino Lopez (12th)
8/16/05 at DET off Jamie Walker (10th)
9/12/05 at TOR off Pete Walker (11th)
6/24/06 vs. PHI off Tom Gordon (10th)
6/18/14 vs. MIN off Casey Fien (10th)
6/22/14 at OAK off Fernando Abad (10th)
9/19/14 at BAL off Darren O'Day (10th)

GAME-ENDING HOME RUNS (11)

9/25/02 for MIN vs. CLE off Dave Maurer
9/23/03 vs. BAL off Kurt Ainsworth
4/11/04 vs. TOR off Aquilino Lopez
6/2/05 vs. BAL off B.J. Ryan
9/6/05 vs. LAA off Scot Shields
6/11/06 vs. TEX (G1) off Akinori Otsuka
6/24/06 vs. PHI off Tom Gordon
7/31/06 vs. CLE off Roberto Hernandez
9/12/07 vs. TB off Alberto Reyes
8/26/09 vs. CWS off Tony Pena
6/6/13 vs. TEX off Michael Kirkman

INSIDE-THE-PARK HOME RUNS (0)



76 HENRY OWENS

LHP



Full Name: Henry C. Owens
Bats: Left **Throws:** Left **Height:** 6-6 **Weight:** 220
Opening Day Age: 22 (Turns 23 on July 21)
Born: July 21, 1992 in Orange, CA
Resides: Huntington Beach, CA
Major League Service: None
Acquired: Selected in the supplemental round (36th overall) of the 2011 June Draft
Signed By: Tom Battista (Red Sox)
Contract Status: Signed through 2015

Non-Roster Invitee

Career Highlights

- 🔥 Entering 4th professional season and 2nd in big league camp...Was Boston's 3rd pick in the 2011 June Draft (36th overall), the supplemental selection for the loss of 1B/C Victor Martinez to the Tigers...Made pro debut in 2012.
- 🔥 For the 2nd straight season, enters the year as Boston's No. 2 prospect and top-rated pitching prospect, according to *Baseball America*...Chosen as having the best changeup in the Red Sox' minor league system following each of his 3 minor league seasons...Also begins the season as the No. 44 prospect in baseball according to BA.
- 🔥 Has struck out more batters over the last 2 seasons (339) than any other minor leaguer...Is averaging 10.7 SO/9.0 IP in 75 career minor league outings (74 starts).
- 🔥 Named to *Baseball America's* 2014 Minor League All-Star First Team after leading all minor leaguers in wins (17-5) and finishing 4th in SO (170) with a 2.94 ERA between Double-A Portland and Triple-A Pawtucket.
- 🔥 Chosen as the Eastern League's 2014 Pitcher of the Year after leading the league with 14 wins, a Sea Dogs single-season record, and 126 strikeouts in 20 starts...Also tabbed by BA as the best pitching prospect in the Eastern League.
- 🔥 In 2013, selected to *Baseball America's* Minor League All-Star Second Team and as the publication's High-A Pitcher of the Year...Led full-season minor league qualifiers in opponent AVG (.177) and topped all minor leaguers (min. 120.0 IP) with 11.3 SO/9.0 IP between High-A Salem and Double-A Portland.
- 🔥 Participated in the Red Sox Rookie Development Program prior to the 2014 season.

2014: Combined to lead all minor leaguers in wins, going 17-5 with a 2.94 ERA (52 ER/159.0 IP) in 26 starts between Double-A Portland and Triple-A Pawtucket...Named to *Baseball America's* Minor League All-Star First Team as well as Red Sox Minor League Pitcher of the Year.

- 🔥 Began the season with 20 starts for the Sea Dogs and named Eastern League Pitcher of the Year...Also selected by *Baseball America* as the best pitching prospect in the EL, and named a mid- and post-season Eastern League All-Star.
- 🔥 Set a single-season franchise record with an Eastern League-leading 14 wins for the Sea Dogs...Also topped the EL in SO (126), SO rate (9.4 SO/9.0 IP), complete games (tied, 3), and shutouts (tied, 2) despite 8/1 promotion to Pawtucket...Ranked among additional EL leaders in opponent AVG (2nd, .201), ERA (3rd, 2.60), and WHIP (4th, 1.12)...Allowed only 6 HR in 121.0 Double-A IP.
- 🔥 Did not allow a run in 7 of 20 of his starts for Portland (35%).
- 🔥 Started Portland's season-opener on 4/3 at Reading and pitched a rain-shortened 6.0-inning complete-game no-hitter (2 BB, 9 SO).
- 🔥 Did not allow a run in his next start, 4/9 at Trenton (6.2 IP), and was named EL Pitcher of the Week for 4/3-13, over which he went 2-0 with 12.0 scoreless IP.
- 🔥 Named Red Sox Minor League Starting Pitcher of the Month for May (3-2, 1.51 ERA, 6 ER/35.2 IP, 39 SO in 6 starts).
- 🔥 Won a Sea Dogs-record 9 straight starts from 5/24-7/19 (1.46 ERA, 10 ER/61.2 IP).
- 🔥 Had a 27.0-IP scoreless streak, which began with 3 consecutive scoreless starts on 5/24 at New Hampshire (7.0 IP), 5/29 vs. New Britain (7.0 IP), and 6/4 vs. Erie (8.0 IP) over which he allowed 9 total hits in 22.0 innings.
- 🔥 Elected to start the MLB All-Star Futures Game for the victorious U.S. Team on 7/13 in MIN (1.0 IP, 1 H, 0 R, 0 BB, 1 SO).
- 🔥 Struck out a season-high 11 batters in an 8.0-IP start on 7/6 vs. New Britain.
- 🔥 Led Triple-A with 44 SO from his 8/4 debut through the end of the regular season (38.0 IP)...Went 3-1 in 6 starts in that time.
- 🔥 Allowed 2 hits and fanned 9 batters over 6.2 scoreless IP for the win in his Triple-A debut on 8/4 vs. Columbus.

MOST STRIKEOUTS IN MINOR LEAGUE BASEBALL, 2013-14

PLAYER	SO	ORGANIZATION
Henry Owens	339	Red Sox
Tyler Glasnow	321	Pirates
Nathan Karns	308	Rays
Matt Buschmann	301	Athletics
Rafael De Paula	291	Padres

Henry Owens

Henry Owens, Continued

- 👉 Recorded 11 strikeouts in 8.0 postseason innings for the PawSox over 2 starts (0-1, 9.00 ERA).
- 👉 After the season, named by *Baseball America* as the No. 2 prospect in the Red Sox system, the chain's top-rated pitching prospect.
- 👉 Also tabbed by *Baseball America* as possessing the system's best changeup for a 3rd straight year, as well as having the best breaking pitch and the best changeup in the EL.
- 2013: Led all full-season minor league qualifiers with a .177 opponent AVG in 26 starts between High-A Salem and Double-A Portland...Also topped full-season minor league Red Sox qualifiers with a 2.67 ERA (40 ER/135.0 IP).**
- 👉 Named Red Sox Minor League Pitcher of the Year and *Baseball America's* High-A Pitcher of the Year...Also earned a spot on *Baseball America's* Minor League All-Star Second Team.
- 👉 Ranked 2nd among all minor leaguers with 169 strikeouts, trailing only Rockies farmhand Daniel Winkler (175)... Marked the most by a Red Sox minor leaguer since Clay Buchholz in 2007 (171).
- 👉 Averaged 11.3 SO/9.0 IP, the best mark among minor leaguers with at least 120.0 IP.
- 👉 Tied for the most wins in the Red Sox system (11) between Salem (20 starts) and Portland (6 starts).
- 👉 Began the year with Salem and was a mid-season Carolina League All-Star...Totaled 9 scoreless starts, including 7 with Salem and 2 for Portland.
- 👉 Held lefties to a .203 AVG and right-handers to a .167 AVG.
- 👉 Named Red Sox Minor League Starting Pitcher of the Month for July (2-2, 2.96 ERA, 33 SO in 5 starts with Salem) and August/September (3-1, 1.78 ERA, 46 SO in 6 starts with Portland).
- 👉 Allowed 2 ER or fewer in each of his 1st 6 starts of the year from 4/6-5/4 (2.25 ERA, 8 ER/32.0 IP).
- 👉 Threw 19.1 consecutive hitless innings from 7/11-28...Was named CL Pitcher of the Week for 7/15-21.
- 👉 On 7/17, tossed the 1st 6.0 innings and earned the win in Salem's 3-pitcher no-hitter at Frederick...Fanned a season-high-tying 10 batters (also 5/4 at Winston Salem).
- 👉 Struck out 9 batters in 5.0 hitless frames for the win in his next start on 7/22 at Potomac.
- 👉 Notched a 1.78 ERA (6 ER/30.1 IP) in 6 starts for Portland following an 8/1 promotion.
- 👉 Struck out 11 over 6.0 scoreless innings in his Double-A debut on 8/3 at Bowie.
- 👉 Overall, went 5-2 with a 1.60 ERA (10 ER/56.1 IP), .133 opponent AVG (25-for-188), and 76 strikeouts in his last 10 starts of the year beginning on 7/11.
- 👉 Following the season, ranked as Boston's top pitching prospect and No. 2 prospect overall by *Baseball America*... Also named as having the best changeup in the Red Sox minor league system.
- 👉 Also tabbed the No. 2 pitcher and No. 4 prospect overall in the Carolina League by BA, as well as having that league's best changeup.
- 2012: Pitched in 23 games (22 starts) for Single-A Greenville in his pro debut.**
- 👉 Tied for the Red Sox minor league lead with 12 wins and T-2nd in the system with 130 SO.
- 👉 Led the Drive and ranked 4th in the South Atlantic League in SO...Also led the club in starts and placed 2nd in IP (101.2).
- 👉 Held right-handed opponents to a .230 AVG (73-for-317).
- 👉 Tossed 15.0 scoreless IP over 3 games from 4/30-5/12.
- 👉 Missed time on the DL from 6/28-7/4 due to a concussion.
- 👉 Earned a decision in 9 straight starts from 5/6-7/6, going 8-1 with 56 SO in 45.1 IP in that span.
- 👉 Fanned a season-high 9 batters over 5.0 IP on 6/8 at Hickory.
- 👉 Following the season, ranked by *Baseball America* as Boston's No. 5 prospect, No. 3 pitching prospect, and as having the best changeup in the system.

Personal

Named the Cal-Hi Sports Mr. Baseball State Player of the Year after going 12-1 with 3 saves, a 1.15 ERA, and 140 strikeouts over 91.2 innings as a senior at Edison (CA) High School in 2011...Earned 2011 Sunset League Pitcher of the Year honors, his 2nd straight year garnering the award...Selected as a 2011 Louisville Slugger High School All-American.

In the Community

Henry attended the Red Sox Foundation's Casino Night and participated in the Children's Hospital of Southwest Florida Golf Classic in 2014...Also was involved in local community outreach through his participation in the 2014 Red Sox Rookie Development program, including visiting Boston Children's Hospital and painting murals at the McKinley Middle School in Boston with members of the Red Sox Scholars program.

Henry Owens' Career Record

YEAR	CLUB	W-L	ERA	G	GS	CG	SHO	SV	IP	H	R	ER	HR	HB	BB	SO	WP	BK
2012	Greenville	12-5	4.87	23	22	0	0	0	101.2	100	58	55	10	6	47	130	5	0
2013	Salem	8-5	2.92	20	20	0	0	0	104.2	66	39	34	6	7	53	123	8	0
	Portland	3-1	1.78	6	6	0	0	0	30.1	18	8	6	3	2	15	46	3	0
2014	Portland	14-4	2.60	20	20	3	2	0	121.0	89	36	35	6	3	47	126	6	0
	Pawtucket	3-1	4.03	6	6	0	0	0	38.0	32	17	17	4	3	12	44	0	0
Minor League Totals		40-16	3.34	75	74	3	2	0	395.2	305	158	147	29	21	174	469	22	0

2011 Signed by the Boston Red Sox as a supplemental-round selection (club's 3rd pick, 36th overall) in the June Draft

RED SOX WHO HAVE PLAYED IN EVERY GAME

25 players have played in every game of a regular season for the Red Sox (a total of 43 times). Dwight Evans was the last player to do so in 1984. He also played all the team's games in 1981 and 1982. Shortstop Everett Scott did so 5 straight years (1917-21) when he set the club record by playing in 832 consecutive games from 6/20/1916-10/2/1921. Evans, Buck Freeman, Freddy Parent, and Candy LaChance did so 3 times while Hobe Ferris, Chick Stahl, Vern Stephens, Frank Malzone, Carl Yastrzemski, and Jim Rice played all the games twice, including 1978 when there were 163 games. Rice also missed only one game in 1977.

YEAR	GAMES	PLAYER	YEAR	GAMES	PLAYER
1901	138	2B Hobe Ferris	1922	154	2B Del Pratt
		SS Freddy Parent	1924	156	2B Bill Wambsganss
		3B Jimmy Collins	1926	154	1B Phil Todt
		LF Tommy Dowd	1930	154	CF Tom Oliver
1902	138	1B Candy LaChance	1936	155	1B Jimmie Foxx
		SS Freddy Parent	1943	155	2B Bobby Doerr
		RF Buck Freeman	1948	155	SS Vern Stephens
1903	141	1B Candy LaChance			CF Dom DiMaggio
		2B Hobe Ferris	1949	155	SS Vern Stephens
		RF Buck Freeman			LF Ted Williams
1904	157	1B Candy LaChance	1956	155	CF Jimmy Piersall
		RF Buck Freeman	1958	155	3B Frank Malzone
		CF Chick Stahl	1959	154	3B Frank Malzone
1905	153	SS Freddy Parent	1962	160	LF Carl Yastrzemski
1906	155	CF Chick Stahl	1966	162	1B George Scott
1912	154	LF Duffy Lewis	1969	162	LF Carl Yastrzemski
1917	157	SS Everett Scott	1978	163	LF Jim Rice
1918	126	SS Everett Scott	1981	108	LF Jim Rice
		RF Harry Hooper			RF Dwight Evans
1919	138	SS Everett Scott	1982	162	RF Dwight Evans
1920	154	SS Everett Scott	1984	162	RF Dwight Evans
1921	154	SS Everett Scott			

39 FELIPE PAULINO

RHP



Full Name: Felipe Adolfo Paulino
Bats: Right **Throws:** Right **Height:** 6-3 **Weight:** 260
Opening Day Age: 31
Born: October 5, 1983 in Santo Domingo, DR
Resides: Pearland, TX
Major League Service: 6 years, 163 days
Acquired: Signed as a minor league free agent on January 27, 2015
Signed By: Astros Reiner and Omar Lopez (Astros)
Contract Status: Signed through 2015

Non-Roster Invitee

Career Highlights

⚡ Entering his 1st season in the Red Sox organization...Has appeared in parts of 6 ML seasons with the Astros (2007; 2009-10), Rockies (2011), Royals (2011-12), and White Sox (2014).

⚡ Has appeared primarily as a starter over his professional career between the minors and majors (225 games, 152 starts)...In the majors has made 97 appearances with 65 starts.

⚡ Over his ML career has averaged an 8.3 SO/9.0 IP ratio (373 SO/403.2 IP).

⚡ Underwent Tommy John Surgery on his right elbow in July of 2012.

2014: Appeared in only 4 games with CWS due to right rotator cuff inflammation.

⚡ Allowed 1 ER in 5.1 IP of work in his season debut on 4/2 vs. MIN, but allowed 22 ER over his next 3 starts (13.0 IP).

⚡ Placed on the disabled list on 4/19 with right rotator cuff inflammation.

⚡ Made 5 rehab assignment starts with Triple-A Charlotte (0-3, 9.78 ERA) before being returned from the assignment on 5/28 due to shoulder soreness.

⚡ Was transferred to the 60-day disabled list on 7/20 and missed the remainder of the season.

⚡ Declared free agency after CWS declined a club option on 10/31.

2013: Made 7 rehab appearances between Double-A Northwest Arkansas and Triple-A Omaha in the Royals' minor league system following the Tommy John Surgery that was performed on his right elbow on 7/3/12.

⚡ Began the year with Northwest Arkansas...Threw 5.0 scoreless innings in his season debut, 6/11 vs. Arkansas.

⚡ Transferred to Omaha on 8/8.

2012: Was limited to 7 starts with KC due to 2 stints on the DL...Had Tommy John Surgery on his right elbow in July.

⚡ Did not allow ER in 5 of his 7 outings and worked 6.0 or more innings 4 times.

⚡ Averaged 9.3 SO/9.0 IP (39 SO/37.2 IP) and limited opponents to a .223 AVG (31-for-139)...Lefties hit just .190 (16-for-84) against him.

⚡ No ER allowed in any of his 4 starts (19.2 IP) at Kauffman Stadium.

⚡ Began the season on the DL with a right forearm strain...Appeared with Double-A Northwest Arkansas as part of his rehab assignment.

⚡ Was reinstated from the DL prior to his start on 5/5 vs. NYY...Earned the win against the Yankees, allowing no ER in 6.0 IP...Also earned the win on 5/21 at NYY, where he threw 6.2 scoreless innings.

⚡ Left his start on 6/6 vs. MIN with a right arm injury and was placed on the DL the following day...Sent on a rehab assignment with Northwest Arkansas on 6/20 and returned on 6/21.

⚡ Underwent ulnar collateral ligament replacement surgery on his right elbow on 7/3 and was transferred to the 60-day DL on 7/14, missing the remainder of the season.

2011: Split the season between COL and KC, combining to go 4-10 with a 4.46 ERA (69 ER/139.1 IP) and 133 SO in 39 appearances (20 starts).

⚡ Began the year with COL working as a reliever...5 of the 12 ER he allowed with the Rockies came in 1 appearance, 4/16 vs. CHC (0.1 IP).

⚡ Traded from the Rockies to the Royals on 5/26 in exchange for cash considerations.

⚡ Pitched exclusively in relief for COL, going 0-4 with a 7.36 ERA (12 ER/14.2 IP) in 18 appearances.

⚡ Averaged 8.6 SO/9.0 IP (119 SO/124.2 IP) with KC, the 5th-best mark in team history (min. 120.0 IP).

⚡ Made his Royals debut with 4.1 scoreless innings in relief on 5/27 at TEX...Went on to register a streak of 12.1 consecutive scoreless innings from 5/27-6/6.

Felipe Paulino, Continued

👉 Matched his career high with 11 SO in 7.0 IP on 9/10 at SEA (0 BB)...Joined Luke Hochevar and Zack Greinke (both in 2009) as the 3rd KC pitcher to record at least 11 SO with no walks.

2010: Made HOU's Opening Day roster, the 1st of his career.

👉 Allowed only 4 HR in 91.1 innings and his 0.39 HR/9.0 IP ratio was the 8th-best mark in the majors (min. 75.0 IP).

👉 Went 1-8 with a 4.40 ERA (42 ER/86.0 IP) over 14 starts and posted a 15.88 ERA (10 ER/5.2 IP) in 5 relief appearances.

👉 Struck out a career-high 11 batters in 7.0 innings of work on 5/8 vs. SD.

👉 Threw a single-season career-best 17.0 consecutive scoreless innings over 3 starts from 5/25-6/4.

👉 Worked a career-high 8.0 innings pitched in 3 consecutive starts from 5/30-6/9.

👉 Fell to 0-7 through his first 10 starts of the season from 4/10-5/30, receiving a total of only 13 runs over that span (1.97 average)...Became the 3rd HOU pitcher to start a season with at least 7 consecutive losses, joining Don Nottebart (1964) and Ryan Bowen (1992).

👉 Snapped the losing streak with a win on 6/4 vs. CHC (8.0 IP, 1 ER).

👉 Placed on the 15-day DL on 6/21 with right shoulder tendinitis and transferred to the 60-day DL on 7/31.

👉 Reinstated on 9/12 and ended the season working out of the bullpen, appearing in 5 games.

2009: Finished with 93 SO, the most by an Astros rookie since 2003 and T-5th most among all NL rookie pitchers.

👉 Had 3 separate stints with the Astros, appearing in 23 games (17 starts).

👉 Was recalled from Triple-A Round Rock on 4/19.

👉 Placed on the DL with a strained right groin from 6/12-26...Reinstated on 6/27 and earned the win that night vs. DET, allowing only 1 ER in 7.0 IP.

👉 Suffered a 7-game losing streak from 7/3-9/26...Received no runs of support over a 6-start span (29.1 IP) from 8/23-9/20...Became the 1st pitcher to receive no run support over at least 6 starts (min. 29.1 IP) since CLE's Mike Paul in 1969.

👉 Snapped the losing streak with a win on 10/1 at PHI, allowing 1 ER in 5.0 innings.

2008: Spent the entire season on HOU's disabled list with a pinched nerve in his upper right arm suffered on 3/21.

👉 Made his only appearance of the year with Triple-A Round Rock during his injury rehab assignment, throwing 0.2 scoreless innings in relief on 8/5 at Portland.

2007: Made his ML debut with HOU as a September call-up.

👉 Spent the majority of the season with Double-A Corpus Christi where he led the staff in starts (21) and SO (110).

👉 Recalled from Double-A Corpus Christi on 9/4 and made his ML debut in relief on 9/5 at MIL...Fanned Rickie Weeks for his 1st big league SO.

👉 Suffered the loss in his 1st start on 9/18 vs. MIL (4.0 IP, 5 ER).

👉 Earned his 1st ML victory in his 2nd start on 9/25 at CIN.

2006: Set career highs in both games (27) and starts (26) with Single-A Salem.

👉 Won each of his last 4 decisions of the season and posted a 2.25 ERA (7 ER/28.0 IP) over that 5-game span.

👉 Pitched for Leones del Caracas in the Venezuelan Winter League after the season.

2005: Between Single-A affiliates Tri-City and Lexington, combined to go 3-3 with a 2.95 ERA (18 ER/55.0 IP) and 65 SO.

👉 Entered the season rated the No. 7 prospect in the HOU organization by *Baseball America*...The publication also rated him as possessing the best fastball in the organization.

2004: Spent the entire year with Rookie-level Greeneville, working exclusively as a starter (10 starts).

2003: Combined to go 3-2 with a 5.60 ERA (22 ER/35.1 IP) in 21 relief appearances between the Rookie-level Venezuela Summer League Astros and Rookie-level Martinsville.

2002: Made his professional debut with the VZL Astros, appearing in 4 games as a reliever with a 1.29 ERA (1 ER/7.0 IP).

Personal

👉 Married to Paola...The couple has two children, Albert and Victoria.

👉 Born in the Dominican Republic, moved to Los Teques, Miranda, VZ at the age of 3.

👉 Was a member of MLB's 2011 All-Star team that played 5 exhibition games in Taiwan.

👉 Was signed by HOU out of the club's baseball academy in Venezuela.

Felipe Paulino, Continued

Felipe Paulino's Career Record

YEAR	CLUB	W-L	ERA	G	GS	CG	SHO	SV	IP	H	R	ER	HR	HB	BB	SO	WP	BK
2002	VZL Astros	0-0	1.29	4	0	0	0	0	7.0	4	1	1	1	3	6	4	2	0
2003	Martinsville	2-2	5.61	16	0	0	0	1	25.2	23	20	16	0	8	19	27	8	0
	VZL Astros	1-0	5.59	5	0	0	0	0	9.2	6	6	6	0	4	12	13	5	0
2004	Greeneville	1-3	7.59	10	10	0	0	0	32.0	30	30	27	4	4	22	37	6	0
2005	Tri-City	2-2	3.82	13	2	0	0	1	30.2	21	15	13	2	3	11	34	8	0
	Lexington	1-1	1.85	7	5	0	0	0	24.1	21	8	5	2	0	6	30	2	0
2006	Salem	9-7	4.35	27	26	0	0	0	126.1	119	67	61	13	7	59	91	9	0
2007	Corpus Christi	6-9	3.62	22	21	0	0	0	112.0	103	55	45	6	3	49	110	7	1
	HOUSTON	2-1	7.11	5	3	0	0	0	19.0	22	15	15	5	0	7	11	1	0
2008	Round Rock	0-0	0	1	0	0	0	0	0.2	1	0	0	0	0	1	1	0	0
2009	Round Rock	2-1	3.12	7	7	0	0	0	34.2	30	13	12	1	2	23	29	0	0
	HOUSTON	3-11	6.27	23	17	0	0	0	97.2	126	73	68	20	4	37	93	5	0
2010	Corpus Christi	0-0	0	1	1	0	0	0	4.0	2	0	0	0	0	1	3	0	0
	HOUSTON	1-9	5.11	19	14	0	0	0	91.2	95	63	52	4	3	46	83	6	1
2011	COLORADO	0-4	7.36	18	0	0	0	0	14.2	23	12	12	3	0	7	14	1	0
	KANSAS CITY	4-6	4.11	21	20	0	0	0	124.2	123	62	57	10	8	48	119	6	1
2012	Northwest Arkansas	1-0	4.05	3	3	0	0	0	13.1	12	6	6	3	0	4	14	0	0
	KANSAS CITY	3-1	1.67	7	7	0	0	0	37.2	31	8	7	3	0	15	39	1	0
2013	Northwest Arkansas	0-0	2.25	2	2	0	0	0	8.0	5	2	2	1	0	4	8	1	0
	Omaha	0-3	8.24	5	5	0	0	0	19.2	30	21	18	2	2	11	18	1	0
2014	Charlotte	0-3	9.61	5	5	0	0	0	19.2	29	24	21	5	1	16	16	1	0
	CHICAGO (AL)	0-2	11.29	4	4	0	0	0	18.1	35	24	23	6	1	12	14	2	0
Major League Totals		13-34	5.22	97	65	0	0	0	403.2	455	257	234	51	16	172	373	22	2
Minor League Totals		25-31	4.48	128	87	0	0	2	467.2	436	268	233	40	37	244	435	50	1

- 2001 Signed by the Houston Astros as a non-drafted free agent on 7/2
- 2008 On disabled list with a pinched nerve in his upper right arm, 3/21 through remainder of season
- 2009 On disabled list with a strained right groin, 6/8-6/26
- 2010 On disabled list with right shoulder tendinitis, 6/21-9/11
- 2010 Acquired by the Colorado Rockies in exchange for INF Clint Barmes, 11/18
- 2011 Acquired by the Kansas City Royals in exchange for cash considerations, 5/26
- 2012 On disabled list with right forearm tightness, 3/26-5/4
- 2012 On disabled list with a strained right groin, 6/7 through remainder of season
- 2013 On disabled list recovering from Tommy John Surgery, 2/12 through remainder of season
- 2013 Signed by the Chicago White Sox as a free agent on 12/10
- 2014 On disabled list with right rotator cuff inflammation, 4/19 through remainder of season
- 2015 Signed by the Boston Red Sox as a minor league free agent on 1/27

Career Fielding Record

YEAR	CLUB	POS	PCT.	G	GS	PO	A	E	TC	DP
2007	HOUSTON	P	1.000	5	3	4	1	0	5	0
2009	HOUSTON	P	1.000	23	17	3	13	0	16	0
2010	HOUSTON	P	.889	19	14	6	10	2	18	1
2011	COLORADO	P	1.000	18	0	0	1	0	1	0
	KANSAS CITY	P	.897	21	20	8	18	3	29	3
2012	KANSAS CITY	P	1.000	7	7	3	6	0	9	0
2014	CHICAGO (AL)	P	1.000	4	4	1	0	0	1	0
	Career Totals	P	.937	97	65	25	49	5	79	4

Career Single-Game Highs

- INNINGS PITCHED** 8.0, 4 times, last 6/23/11 for KC vs. ARI (start)
4.1, 5/27/11 for KC at TEX (relief)
- LOW-HIT COMPLETE GAME** None
- STRIKEOUTS** 11, 2 times, last 9/10/11 for KC at SEA
- HITS ALLOWED** 13, 4/18/14 for CWS at TEX
- RUNS ALLOWED** 10, 2 times, last 4/18/14 for CWS at TEX
- WALKS ALLOWED** 6, 9/5/11 for KC at OAK
- HOME RUNS ALLOWED** 3, 5 times, last 4/12/14 for CWS vs. CLE
- WINNING STREAK** 3, 9/10/11-5/5/12
- EJECTIONS** None
- SCORELESS INNINGS STREAK** 19.0, 9/25/07-4/24/09

15 DUSTIN PEDROIA

2B



Full Name: Dustin Luis Pedroia
Bats: Right **Throws:** Right **Height:** 5-9 **Weight:** 175
Opening Day Age: 31 (Turns 32 on August 17)
Born: August 17, 1983 in Woodland, CA
Resides: Chandler, AZ
Major League Service: 8 years, 41 days
Acquired: Selected in the second round of the 2004 June Draft
Signed By: Dan Madsen (Red Sox)
Contract Status: Signed through 2021

Career Highlights

- Helped BOS to the 2013 World Championship, his 2nd title...Also won the World Series as consensus American League Rookie of the Year in 2007.
- Named AL MVP and took home both Gold Glove and Silver Slugger awards at 2B in 2008.
- Is a 4-time American League All-Star (2008-10, 2013)...Won the fan vote as the starter at 2B in 2008-09 (did not attend in 2009).
- Took home his 2nd, 3rd, and 4th Gold Glove awards at 2B in 2011, 2013, and 2014...His 4 Gold Gloves are the most ever by a Red Sox INF...Only 3 other Red Sox have totaled as many as 4 Gold Gloves, all in the OF: Dwight Evans (8), Carl Yastrzemski (7), and Fred Lynn (4)...Is the only Red Sox to win multiple Gold Gloves since Dwight Evans collected his 8th in 1985...The only other Red Sox ever to win the award as a 2B was Doug Griffin in 1972.
- Named the 2B in the starting lineup of the All-Fenway Team on 9/26/12.
- Earned the Thomas A. Yawkey Memorial Award as the Red Sox MVP from the Boston Baseball Writers for a 2nd time in 2012 (also 2008)...No other Sox 2B has ever been given the award.
- Honored as winner of the 2013 Heart and Hustle Award...Presented by the MLB Players Alumni Association and voted on by alumni and active major league players, the award is given annually to an active player who demonstrates a passion for the game of baseball and best embodies the values, spirit, and traditions of the game...Has received Boston's nomination in each of the last 5 years (2010-14), the longest active streak for any team or player.
- Received the Jackie Jensen Award from the Boston Chapter of the BBWAA in 2011 and 2014...The award is presented annually to a major league player for spirit and determination.
- Career .992 fielding percentage at 2B is the best in AL history among those with at least 650 games at the position.
- All 7 of his qualifying seasons as a 2B rank among Boston's top 10 at the position in fielding percentage, including a club-record .997 mark in 2014.
- Holds the longest career errorless games and chances streaks at 2B in Red Sox history, logging 98 games and 439 total chances without a miscue from 7/30/09-5/19/10 and 7/29/09-5/20/10, respectively.
- Despite playing only 31 games in 2006, his 1st ML campaign, his 320 career doubles are 3rd most by a Red Sox in his first 9 big league seasons after Wade Boggs (358) and Ted Williams (338).
- Has hit at least .278 in all 8 full ML seasons...The only other big leaguers to do that every season since 2007 are Miguel Cabrera and Howie Kendrick (min. 350 PA)...His 4 seasons batting at least .300 are the most in club history among 2B.
- Has a .330 AVG against southpaws over the last 4 seasons...In that time, ranks 3rd in the AL with a .405 OBP vs. LHP.
- Owns a .397 AVG (48-for-123) in 30 career starts in the clean-up spot in the order, with 7 homers and 28 RBI in those contests.
- Leads active players with a career .335 AVG (185-for-553) in Interleague games (min. 300 PA).
- Career AVG of 10.8 PA per strikeout is 3rd best among active players (min. 3,500 PA) after Alberto Callaspo (11.2) and Yadier Molina (10.9).
- Has only 6 more strikeouts (479) than walks (473) in his big league career.
- Since the start of his 1st full season in 2007, ranks 3rd in MLB with 283 2B behind Robinson Cano (337) and Miguel Cabrera (319)...In that time, ranks 3rd among AL leaders with 718 runs, 4th with 1,354 hits, and 9th among AL qualifiers with a .301 AVG...Also 4th in the AL in that period with 394 multi-hit games and 1st with 118 3+ hit games (3rd in MLB), T-8th with 18 4-hit games, 4th with 1,853 times on base, 8th with 443 XBH, and 2nd with 20,211 pitches faced.
- Ranks among ML leaders at 2B since 2007 in games (3rd, 1,116), starts (3rd, 1,105), and innings (3rd, 9,725.1)...Has the 3rd-highest zone rating at the position in that time at .838.

Dustin Pedroia, Continued

👉 Joined Robinson Cano as the only AL 2B with at least 10 HR in all 5 seasons from 2008-12...The only other Red Sox 2B with as many 10+ HR campaigns is Bobby Doerr, who did it 12 times (1939-44, 1946-51)...All 96 HR since 2008 have come while playing 2B, 3rd among AL players at the position during that time.

👉 Led the AL in runs scored in both the 2008 and 2009 campaigns, scoring 118 and 115 times, respectively...Paced the majors with 54 doubles and tied for the ML lead with 213 hits that season (also SEA's Ichiro Suzuki).

👉 Has reached the 40-double mark 3 times (2008-09, 2013), a Red Sox record among 2B...His 7 seasons with at least 30 2B (2007-09, 2011-14) are a club record at the position.

👉 Has hit 320 2B in 1,151 career games...Among all major leaguers who debuted in 1900 or later, only Hall of Famers Joe Medwick (367), Hank Greenberg (349), Stan Musial (330), Al Simmons (329), and Paul Waner (328), as well as Nomar Garciaparra (330), Todd Helton (333), and Brian Roberts (322), had as many 2B through their first 1,151 games.

👉 Is 8th on the club's all-time list with 125 SB...Marks the most ever by a Red Sox 2B and 3rd on the club in the live ball era (since 1920) behind Jacoby Ellsbury (241) and Carl Yastrzemski (168).

👉 With 106 HR and 125 SB, joins Carl Yastrzemski (452 HR, 168 SB) as the only players with at least 100 HR and 100 SB as a Red Sox.

👉 Has recorded five 15-steal seasons (2008-09, 2011-13), the most by a Red Sox in the live ball era (since 1920) and the most ever 15-SB campaigns by a Red Sox 2B...Also tallied at least 15 HR in 2008-09 and 2011-12 for a franchise-record 4 seasons with at least 15 HR and 15 SB.

👉 With career-highs in HR (21) and SB (26) in 2011, became the 7th Red Sox to record 20 HR and 20 SB in a single season (2nd in 2011, also Jacoby Ellsbury), the 8th time it has been done in club history...Joined Ellsbury as the only set of Sox teammates to do it in the same season.

👉 Has a club-record 5 seasons with at least 50 XBH and 15 SB (2008-09, 2011-13), 1 shy of Alex Rios (6) for the major league lead since 2007.

👉 On 7/24/13, agreed to an 8-year contract from 2014-21...2021 would be his 16th season with the Red Sox, which would tie him with Jim Rice for the 5th most in club history behind Carl Yastrzemski (21), Dwight Evans (19), Ted Williams (19), and Tim Wakefield (17)...On 12/3/08, signed a 6-year contract through 2014 with a club option for 2015.

👉 Owns a .247 AVG (44-for-178) with 5 HR and 25 RBI in 44 career playoff games, 3rd most in club history behind David Ortiz (73) and Jason Varitek (63)...Has started at 2B in every Red Sox postseason game since 2007.

👉 Ranks among Red Sox all-time postseason leaders in 2B (2nd, 13), runs (3rd, 30), hits (4th), HR (T-6th), XBH (3rd, 18), RBI (4th), and total bases (4th).

2014: Did not land on the DL but was limited to 135 games, his 2nd fewest in a season since becoming a regular in 2007 (75 G in 2010)...Last played on 9/8 vs. BAL.

👉 Underwent successful left thumb and wrist surgery (first dorsal compartment release and a tenosynovectomy of his left wrist) on 9/11, ending his season...Procedure was performed by Dr. Matt Leibman at Newton-Wellesley Surgery Center in Wellesley, MA.

👉 Led the Sox with 153 hits, 45 multi-hit games, and 11 games with 3+ hits...Topped club qualifiers with a .278 AVG.

👉 Named Red Sox Heart and Hustle Award Winner, his 5th straight year receiving the team award.

👉 Appeared in 131 of Boston's first 135 games through 8/30 (129 starts)...Missed Boston's next 5 games, but started 4 more from 9/5-8 before being shut down.

👉 Won the 2014 AL Rawlings Gold Glove Award at 2B and tabbed as the best defensive 2B in the AL in *Baseball America's* annual Best Tools survey.

👉 Committed a single-season career-low 2 errors...Posted a career-best and MLB-leading .997 fielding pct. at 2B (654 chances), the best-ever mark by a Red Sox 2B (prev. Mark Loretta in 2006, .994).

👉 Batted .288 (115-for-399) against right-handed pitchers, his best mark since 2010 (.304).

👉 Made his 8th career Opening Day start on 3/31 at BAL and went 2-for-5...Is the only Red Sox player in the last 100 years to hit safely in each of his first 8 career Opening Day games (.394, 13-for-33).

👉 Notched a season-high 4 hits on 4/2 at BAL (4-for-5, 2 R).

MOST 15 SB SEASONS IN RED SOX HISTORY

PLAYER	NO. SEASONS (YEARS)
Harry Hooper	12 (1909-20)
Tris Speaker	7 (1909-15)
Heinie Wagner	6 (1907-12)
Freddy Parent	6 (1901-06)
Dustin Pedroia	5 (2008-09, '11-13)
Larry Gardner	5 (1911-14, '17)
Jimmy Collins	5 (1901-05)

RED SOX 2B SINGLE-SEASON FIELDING PERCENTAGE LEADERS

YEAR	PLAYER	PCT.	TC	E
2014	Dustin Pedroia	.997	654	2
2006	Mark Loretta	.994	639	4
2013	Dustin Pedroia	.993	688	5
1948	Bobby Doerr	.993	802	6
2012	Dustin Pedroia	.992	625	5
2008	Dustin Pedroia	.992	733	6
2009	Dustin Pedroia	.991	663	6
1961	Chuck Schilling	.991	854	8
2007	Dustin Pedroia	.990	625	6
2011	Dustin Pedroia	.990	722	7

Dustin Pedroia, Continued

👉 His 2nd 2B of the game on 5/6 was the 300th of his career...Became the 7th-fastest major leaguer ever to reach the mark, doing so in his 1,048th career game...With 121 career SB at the time, became the fastest player in modern major league history (since 1900) to both 100 SB and 300 2B.

👉 Hit his 100th career HR on 5/2 vs. OAK, a grand slam in the 6th inning off Ryan Cook that also pushed him to the 500-RBI plateau...Became the 3rd Red Sox to hit a grand slam for his 100th career HR, along with Mo Vaughn on 8/3/95 at DET and David Ortiz on 5/28/04 vs. SEA (Source: Elias).

👉 Batted .331 (52-for-157) in 39 games from 6/28-8/14, 7th best in the AL in that time.

👉 Committed an error in the 1st game of a doubleheader on 7/5 vs. BAL, snapping a 61-game (301 chances) errorless stretch that began on 4/24 vs. NYY.

👉 Hit .302 (45-for-149) with 7 2B, 3 HR, and 16 RBI in his last 36 games beginning 7/25...Had multiple hits in 16 of those first 30 games through 8/27 (.328, 42-for-128).

👉 Stole 2nd and 3rd base on the same play on 8/9 at LAA in the 14th inning when the Angels didn't cover 3rd.

👉 Hit .297 (33-for-111) with 3 HR in August, his best marks in any month of the season.

👉 Homered in back-to-back games on 8/25-26 at TOR... In the 2nd of those games, had a season-high-tying 4 RBI (also 5/2 vs. OAK).

2013: In 4th All-Star season, played in a career-high 160 games (T-3rd in AL), all at 2B, including 159 starts...Both led MLB at the position and set Red Sox records for a 2B (prev. Pedroia's 159 games and 158 starts in 2011).

👉 Named MLBPA's Heart and Hustle Award winner in his 4th consecutive season as the Red Sox' nominee.

👉 T-2nd in the AL with 193 hits, the most in MLB as a 2B, and 58 multi-hit games.

👉 Finished 3rd in the AL with 269 times on base...Reached safely in a career-high tying 137 contests (also 2008), ranking 5th among major leaguers and 3rd in the AL.

👉 Ranked 10th in the AL with a .301 AVG...T-3rd in the AL with a team-high 42 2B.

👉 Led the AL (2nd in MLB) with 91 hits with 2 strikes...Topped the majors with 21 hits on an 0-2 count.

👉 Drew 73 BB compared to 75 SO (0.97 BB/SO), the 3rd-best ratio among AL players with at least 100 AB...Was the 7th-hardest AL batter to fan (9.7 PA/SO).

👉 Also placed among AL leaders in runs (T-8th, 91), OBP (10th, .372), BB (T-12th, 73), and AB (3rd, 641)...Ranked 2nd in the AL with a .354 AVG vs. LHP.

👉 Hit .315 (97-for-308) at home...Played in all 81 games at Fenway Park, reaching base safely in 68 of those contests.

👉 Posted a .338 AVG/.379 OBP/.506 SLG in 20 games vs. NL teams.

👉 Started at 2B in each of BOS' first 70 games from 4/1-6/15 before 1st off-day 6/17...Was the 1st Red Sox to do that since Marty Barrett in 1986 (started first 99 G at 2B)...Did not miss another game until sitting out the regular season finale on 9/29 at BAL...Only appearance as a sub was as a pinch-hitter on 9/21 vs. TOR.

👉 Earned his 3rd career Rawlings Gold Glove Award...Also named Wilson's AL Defensive Player of the Year...Ranked 2nd among AL qualifiers at 2B with a .993 fielding percentage (5 E/688 chances), barely trailing TB's Ben Zobrist, .9927 to .9928...Was the best ever single-season mark by a Red Sox 2B with at least 650 chances and the 2nd-best by a Red Sox 2B overall after Mark Loretta in 2006 (.994, 639 chances)...Led the AL in zone rating at the position (.836).

👉 Made 1st error of 2013 in his 70th game on 6/15 at BAL after club-record 69 errorless games at 2B to begin the year...Was the longest streak by a Red Sox 2B at any point in a season since Bobby Doerr's club-record 73-gamer in 1948...Snapped 97 errorless games overall dating back to 8/30/12, 1 shy of Pedroia's club record for a 2B (98 G, 7/30/09-5/19/10).

👉 Led the Red Sox with 21 go-ahead RBI (T-10th in the AL) and tied for the team lead with 12 game-winning RBI (T-10th in the AL).

👉 On 7/24 signed an 8-year contract w/ the Red Sox beginning in 2014 and continuing through the 2021 season.

RED SOX MOST VALUABLE PLAYERS

YEAR	PLAYER	POS
1938	Jimmie Foxx	1B
1946	Ted Williams	OF
1949	Ted Williams	OF
1958	Jackie Jensen	OF
1967	Carl Yastrzemski	OF
1975	Fred Lynn	OF
1978	Jim Rice	OF
1986	Roger Clemens	RHP
1995	Mo Vaughn	1B
2008	Dustin Pedroia	2B

MOST VALUABLE PLAYERS AT SECOND BASE

YEAR	PLAYER	CLUB
1931	Frankie Frisch	STL
1937	Charlie Gehringer	DET
1942	Joe Gordon	NYG
1949	Jackie Robinson	BRK
1959	Nellie Fox	CWS
1975	Joe Morgan	CIN
1976	Joe Morgan	CIN
1984	Ryne Sandberg	CHC
2000	Jeff Kent	SF
2008	Dustin Pedroia	BOS

(Lists reflect only BBWAA award winners)

Dustin Pedroia, Continued

👉 Hit safely in 10 of 11 games batting leadoff, all from 9/10-22 (.327, 16-for-49, 8 R), his 1st games in the No. 1 slot since 2009...Knocked 3rd career leadoff homer on 9/17 vs. BAL, 1st since 10/3/09.

👉 Was the 1st Red Sox to reach safely in the club's first 18 games of a season since Manny Ramirez in 2001 (first 23 games)...Was BOS' 1st 2B to do it since Mike McNally in 1920 (first 18 G)...The 18-game run was his longest season-opening on-base streak (.313, 21-for-67, 14 BB).

👉 Hit a go-ahead solo homer in the 8th inning on 5/6 vs. MIN...Was his 1st HR since 9/11/12 vs. NYY, ending a career-long 48-game homerless drought.

👉 Ranked 6th in the AL with a .325 AVG (81-for-249) from 5/8 through the All-Star break, with 14 go-ahead RBI in that time (T-2nd in AL).

👉 Reached safely in season-high 22 straight games from 5/22-6/13 (.306, 26-for-85, 11 BB, HBP).

👉 Went 0-for-2 in the All-Star Game on 7/16 at Citi Field after entering as a pinch-runner in the 1st inning.

👉 Ended an 0-for-16 slide with a 2-run HR off SEA's Joe Saunders in the 2nd inning on 7/30.

👉 Played 1,000th career ML game on 9/8 at NYY, the 29th player to reach the mark with the Red Sox.

👉 Hit in 13 of his last 16 games of the season at .338 (23-for-68).

👉 Underwent successful surgery to repair the ulnar collateral ligament in his left thumb on 11/13...Was performed by Dr. Donald Sheridan in Scottsdale, AZ.

POSTSEASON: Started at 2B in all 16 of BOS' playoff games, combining to hit .238 (15-for-63) with 8 R, 4 2B, and 7 RBI...Drove in 3 runs in Game 2 of the ALDS vs. TB...Scored 5 runs in the World Series, 2nd-most on the team (Ortiz, 7)...Error in Game 6 of the World Series vs. STL snapped a streak of 203 consecutive errorless chances and 43 consecutive errorless games to begin his postseason career.

2012: Named Red Sox MVP by the Boston Baseball Writers...Topped the club in G (141), AB (563), hits (163), 2B (39), multi-hit games (47), total bases (229), XBH (tied, 57), and SB (20), and paced Sox qualifiers in OBP (.347).

👉 T-8th in the AL in 2B...Was the 3rd-hardest AL qualifier to strike out, fanning once every 10.4 PA (60 SO/623 PA).

👉 Among primary 2B in the AL, ranked 2nd in AVG (.290), OBP, SLG (.449), and OPS (.797), trailing only NYY's Robinson Cano in each category...Finished 2nd in the AL in hits (159) and doubles (tied, 38) as a 2B and was 3rd in the AL in XBH (56) and total bases (248) at the position.

👉 Was his 4th career 20-SB season...Matched TEX's Ian Kinsler for the 2nd-most thefts in the AL as a 2B after CLE's Jason Kipnis (31).

👉 Batted .305 (50-for-164) with an .848 OPS against left-handed pitching, including a .338 AVG and .929 OPS off southpaws beginning 5/2.

👉 Missed 6 games after leaving 5/28 vs. DET due to a jammed right thumb...Hit .210 (22-for-105) in his next 26 games before landing on the 15-day DL on 7/6 (retro to 7/4) with a right thumb sprain.

👉 Following 7/19 activation, ranked 8th in AL with 82 hits, accumulating a .318 AVG/.372 OBP/.508 SLG line over the duration of the season...Started 67 of BOS's last 70 contests beginning 7/19, including 51 straight through 9/12.

👉 Reached safely in all but 5 of his last 55 games dating back to 8/1 (.330, 70-for-212, 21 BB, 2 HBP).

👉 Tied for the ML lead with 20 2B from 8/5 through the end of the season...Beginning on 8/5, also ranked among AL leaders in AVG (5th, .340), OBP (4th, .400), SLG (7th, .543), OPS (5th, .943) and XBH (5th, 27).

👉 Tallied a season-high 18-game on-base streak from 4/29-5/17...Also had 17-game on-base streaks from 8/1-18 and 8/21-9/7.

👉 Notched season-high 15-game hit streak from 8/21-9/4 (.393, 24-for-61, 7 2B, 2 HR, 8 RBI)...Also posted a 14-game hit streak 4/29-5/13 and a 13-gamer 8/5-18.

👉 Homered 5 times in a span of 9 home games from 8/23-9/11, including in back-to-back contests from 9/9-11.

👉 Recorded his 1,000th career hit with a 1st-inning 2B on 9/3 at SEA in his 833rd game...Was the 7th-fewest ML games for a Red Sox player to reach the 1,000-hit plateau after Nomar Garciaparra (746), Wade Boggs (747), Johnny Pesky (774), Tris Speaker (803), Ted Williams (814), and Jim Rice (827).

👉 Stole 2 bases 9/26 vs. TB to reach 100 in his career and pass Jerry Remy (98) for the most ever by a Red Sox 2B.

👉 Led AL qualifiers with a career-best .992 fielding percentage in 139 games/starts at 2B (5 E/625 TC), the 3rd-best single-season mark by a Red Sox 2B after Mark Loretta in 2006 (.994) and Bobby Doerr in 1948 (.993)...Ranked 2nd in the AL in zone rating at the position (.834)...Was a finalist for Rawlings' AL Gold Glove at 2B and was the Red Sox representative as the team's Wilson Defensive Player of the Year.

👉 Went a then-single-season career-high 65 consecutive errorless games from 4/21-7/22.

👉 Knocked a 1-out single in the 7th inning on 4/29 at CWS to break up Gavin Floyd's no-hit bid.

👉 Homered in back-to-back games from 7/25-27.

FEWEST GAMES TO REACH 300 DOUBLES, MLB HISTORY

PLAYER	GAME
Joe Medwick	916
Nap Lajoie	948
Hank Greenberg	988
Al Simmons	1,034
Todd Helton	1,041
Nomar Garciaparra	1,047
Dustin Pedroia	1,048

Dustin Pedroia, Continued

👉 Hit safely in 26 of 29 games in August at .342 (40-for-117)...Tied for the ML lead with 12 2B in that month, matching his single-month career high (also September 2008)... Also ranked among AL August leaders in hits (T-2nd), 2B (1st in ML, 12), XBH (T-3rd, 16), and runs (T-4th, 22).

👉 Ejected in the 9th inning by 1B umpire Paul Nauert on 8/7/12 vs. TEX...It was his 2nd career ejection, also 8/19/08 at BAL.

2011: Set career highs with 21 homers, 91 RBI, 86 walks, 26 stolen bases, and a .387 OBP...Became 7th Red Sox to record 20 HR and 20 SB in a single season (2nd in 2011, also Jacoby Ellsbury), the 8th time it had been done in club history.

👉 Joined Ellsbury as the only set of Sox teammates to post 20 HR/20 SB in the same season.

👉 21 HR were 4th most in a single season by a Red Sox 2B (min. 100 games at 2B) to Bobby Doerr's 27 in 1948 and 1950, and 22 in 1940.

👉 His 26 SB marked the most by a Red Sox 2B since Jerry Remy's 30 in 1978.

👉 Finished 2nd in the majors with a .358 AVG (64-for-179) against left-handed pitching, behind only TEX's Michael Young (.361)...Also placed among AL leaders in AVG (7th, .307), hits (6th, 195), multi-hit games (7th, 56), 3+ hit games (T-4th, 18), runs (T-8th, 102), total bases (9th, 301), times on base (4th, 282), BB (6th, 86), OBP (7th, .387), games (T-4th, 159), AB (6th, 635), and pitches seen (2nd in ML, 3,063).

👉 Earned 2nd career Gold Glove Award at 2B...Had a .990 fielding pct., 2nd among qualifying AL 2B (LAA's Howie Kendrick, .992)...Led the AL in starts (1st in MLB, 158), games (159), and innings (1,392.1) as a 2B...Also ranked among AL leaders at the position in putouts (2nd, 290), chances (3rd, 722), assists (3rd, 425), and double plays (4th, 81).

👉 Hit .321 (102-for-318) in 80 games at Fenway Park, the 10th-best home AVG in the AL...Notched a 25-game hit streak at Fenway from 6/4-8/3 (.426, 43-for-101), the longest by a Red Sox since Nomar Garciaparra's 31-gamer in 2003.

👉 Posted a career-high, 25-game hit streak from 6/29-7/28 (.404, 44-for-109, 9 2B, 3B, 9 HR, 20 RBI, 27 R, 12 multi-hit games)...Was the longest streak in the AL all year and the longest ever by a Red Sox 2B (prev. Del Pratt, 23 games, 6/23-7/14/1922)...Tied for 11th-longest in club history overall.

👉 Tallied a career-high 37-game on-base streak from 6/15-7/28, hitting safely in 36 of those contests (.390, 60-for-154, 14 2B, 2 3B, 10 HR, 26 RBI, 36 R, 23 BB)...Was the 4th-longest on-base streak in MLB all year, longest for a Red Sox since Kevin Youkilis' 44-game run from 7/12-9/10/08, and the longest for a BOS 2B since Jerry Remy's 37-gamer from 4/20-6/1/79.

👉 Recorded career-high-tying 5-game multi-hit streaks twice (4th and 5th time in his career), 7/10-18 (.462, 12-for-26) and 7/30-8/3 (.476, 10-for-21)...Tallied career-long 8-game XBH streak from 7/7-18 (5 2B, 5 HR).

👉 Started 25 games in the cleanup spot (.347, 35-for-101, 5 HR, 21 RBI)...Homered in each of his first 2 starts in the 4-hole, 6/30 and 7/5, and in 4 straight games as the cleanup hitter dating back to 9/2/08, the longest such streak by a Red Sox since Manny Ramirez from 6/2-5/01...Sac bunt on 8/12 at SEA was the 1st by a Sox clean-up hitter since Ellis Burks on 8/30/90 at CLE.

👉 Hit .340 in June, .411 in July, .303 in August, and .304 in September.

👉 Named AL Player of the Month for July, leading MLB with 46 hits, a .411 AVG, 27 runs (tied), 81 total bases, and 18 XBH (tied)...46 hits were the most for a Red Sox player in any July since 1939...Tied for the AL lead with 8 July HR, his most in any month.

👉 Knocked 1st HR of the season on 4/8 vs. NYY, a solo shot in the 1st...Marked 3rd straight year going deep in the Sox home opener...The only other Red Sox to do that was Fred Lynn from 1978-80 (Elias).

👉 Had a career-long stretch of 17 games without an RBI from 5/3-22...Drove in 81 runs in his remaining 114 games after that stretch.

👉 Had 2 hits in 1st inning 5/25 at CLE, including a 2-run HR.

👉 Drew 21 BB in June, most of any month of his career.

👉 Had a 62-game errorless streak from 6/26-9/3, 11 shy of Bobby Doerr's single-season club record of 73 games from 6/23-9/19/48.

👉 From 7/5-16, became the 2nd Red Sox 2B to hit 6 HR in an 8-game span (also Bobby Doerr in 1948 and 1950)...Went deep in 3 straight games, 7/10-16, his longest such single-season streak and the 1st Red Sox 2B to do it since Felix Mantilla from 9/18-20/64.

👉 Drove in the game-winning run in the top of the 16th inning on 7/17 at TB, with a single scoring Josh Reddick...Notched 3 of Boston's 5 hits in the 1-0 victory.

👉 Hit 200th career double on 9/3 vs. TEX in his 691st ML game...Since 1916, the only other Red Sox to reach the mark that quickly was Nomar Garciaparra (665th game).

20 HR/20 SB SEASONS, RED SOX HISTORY

PLAYER	YEAR	HR/SB
Jackie Jensen	1954	25/22
Jackie Jensen	1959	28/20
Carl Yastrzemski	1970	40/23
Ellis Burks	1987	20/27
John Valentin	1995	27/20
Nomar Garciaparra	1997	30/22
Jacoby Ellsbury	2011	32/39
Dustin Pedroia	2011	21/26

Dustin Pedroia, Continued

🔥 Tied career highs with 5 RBI and 4 XBH (2 2B, 2 HR) in an 18-6 win vs. TOR on 9/13 (4-for-5, season-high 4 R)...Was 3rd-career multi-HR game.

🔥 Underwent surgery on 9/30 to remove a screw from his left foot that had been inserted during a surgical procedure on 9/3/10.

2010: Named to 3rd straight All-Star team, but limited to 75 games due to a fractured left foot suffered in June.

🔥 Hit 6 HR in April, the most ever by a Red Sox 2B.

🔥 Ranked among June AL leaders in SLG (4th, .626), AVG (5th, .374), OBP (5th, .449), XBH (5th, 14), 2B (T-6th, 9), and runs (T-8th, 19).

🔥 Doubled in 7 straight home games from 6/1-15, tied with Wade Boggs (7/15-8/1/83) for the longest such streak in Red Sox history.

🔥 Hit safely in 12 of 13 games from 6/10-24 (.500, 26-for-52, 4 HR, 13 RBI, 17 R), with 9 multi-hit efforts.

🔥 Recorded 1st career walk-off hit on 6/20 vs. LAD, a 2-out RBI single in the 9th inning.

🔥 Set a career high and matched the Red Sox record with 3 HR on 6/24 at COL...Was the 20th Red Sox (25th time) with 3 HR in a game, 1st since Kevin Millar, 7/23/04 vs. NYY...Became the 2nd Red Sox 2B to do it (also Bobby Doerr, 6/8/50 vs. SLB).

🔥 Also singled and doubled in the 6/24 game for 3rd career 5-hit effort and a career-high 15 total bases, the most by a Red Sox since John Valentin on 6/2/95 vs. SEA (15)...Was the most total bases by any ML player since STL's Albert Pujols on 7/20/04 at CHC (15).

🔥 Fractured left foot on 6/25 at SF when he fouled a ball off the foot in the top of the 3rd inning...Landed on the DL the next day.

🔥 Attended the All-Star Game on 7/13 at Angel Stadium, but was unable to participate due to injury...Selected via the Player Ballot, a vote of the players, managers and coaches.

🔥 Played in 2 rehab games with Triple-A Pawtucket from 8/14-15 before being activated from the DL on 8/17... Appeared in 2 games from 8/17-18 and returned to the DL on 8/20 (retro to 8/19)...Remained sidelined for the duration of the season.

🔥 Underwent season-ending surgery on the navicular bone of his left foot on 9/3, performed by Dr. George Theodore and Dr. Tom Gill at Massachusetts General Hospital...A screw was inserted to promote healing of the fracture that occurred on 6/25 in SF.

2009: Named an All-Star and led AL in runs (115) for the 2nd straight season...Paced the Red Sox in games (154) and 2B (48) and finished 2nd in SB (20).

🔥 Also finished among the AL's top 10 in 2B (T-3rd, 48), times on base (7th, 264), AB (10th, 626), and hits (T-10th, 185).

🔥 Was the hardest player to strike out in MLB (15.9 PA/SO)...Marked the best PA/SO ratio by a Red Sox since Wade Boggs in 1992 (19.3).

🔥 Became the 1st Red Sox to hold the outright AL lead in runs in back-to-back seasons since Dom DiMaggio from 1950-51 (Wade Boggs led the AL in 1988 and tied for the lead in 1989).

🔥 Posted at least 45 2B for a 2nd straight season, the 1st Red Sox to do that since Wade Boggs from 1988-89... Notched 100th career double on 4/17 vs. BAL.

🔥 Recorded 3 or more hits in a game 20 times, T-3rd in the AL...Led the team with 3 games of 4+ hits.

🔥 Collected 20 SB for 2nd straight year, 4th among primary AL 2B.

🔥 Belted 15 HR, 6th among primary AL 2B...Was the 2nd straight year reaching that mark.

🔥 Finished 3rd among AL 2B with a .991 fielding percentage (6 E/663 chances)...Was 4th in that group with 154 games and 253 putouts.

🔥 Hit a HR in his 1st PA of the season, 4/7 vs. TB...Was the 1st reigning MVP to homer in his 1st PA since MIN's Justin Morneau in 2007...Jim Rice (1978 MVP) was the last Red Sox batter to go deep on Opening Day following an MVP campaign.

🔥 Also homered in his last PA of the year, 10/4 vs. CLE...Joined Alex Rodriguez as the only players in MLB to homer in their 1st and last PA of 2009.

🔥 Turned in 1st career multi-HR game on 9/8 vs. BAL...Belted 2nd career leadoff HR on 10/3 vs. CLE.

🔥 Led the team and ranked 5th in the AL with a .365 AVG in May.



Dustin Pedroia, Continued

- 👉 Earned 2nd career All-Star selection, winning the starting job with 3,404,384 fan votes to beat out TEX's Ian Kinsler (3,331,298)...Withdrawn from the 7/14 game at Busch Stadium in St. Louis due to a family health matter.
- 👉 Hit .316 over his final 25 games of the season, including a season-high 16-game hit streak from 9/7-24 (.375, 24-for-64).
- POSTSEASON:** Started all 3 of BOS's ALDS games against the Angels at 2B, going 2-for-12 (.167) with 2B, 2 RBI, and a run scored...Doubled in BOS's first 2 runs of the game and came around to score in the 2nd inning of Game 3 loss at Fenway Park.
- 2008: Named AL MVP after leading the majors with 54 2B, tying for 1st with 213 hits (also SEA's Ichiro Suzuki), and placing 2nd with 118 runs and 61 multi-hit games, both AL highs.**
- 👉 Had the AL's 2nd-highest AVG at .326, 2 points behind MIN's Joe Mauer, and also ranked among league leaders in AB (3rd, 653), times on base (3rd, 270), sac flies (T-3rd, 9), singles (T-3rd, 140), total bases (4th, 322), XBH (7th, 73), and games (T9th, 157)...Fanned once every 13.96 PA, the 3rd-best ratio in the AL.
- 👉 Placed 2nd in the AL with a .331 AVG (162-for-490) against righties...Hit .307 (50-for-163) with RISP and was 8-for-16 (.500) with the bases loaded.
- 👉 Named AL MVP by the Baseball Writers Association of America on 11/18...Received 16 of 28 1st-place votes, 6 2nds, 4 3rds and 1 4th...The award was the 10th in Red Sox history and the 1st since Mo Vaughn's in 1995...Became just the 4th American Leaguer to win the award while playing the majority of his games at 2B and 10th overall ML 2B...DET's Charlie Gehringer (1937), NYY's Joe Gordon (1942), and CWS's Nellie Fox (1959) are the only other AL winners at the position...No other position has fewer MVP winners.
- 👉 Joined Fred Lynn as the 2nd player ever to earn both AL MVP and Rookie of the Year honors with the Red Sox...Ryan Howard (2005-06) and Cal Ripken Jr. (1982-83) are the only other major leaguers ever to earn a league MVP the season after being named Rookie of the Year...Lynn (1975) and Ichiro Suzuki (2001) won both awards in the same season...Became the 20th former Rookie of the Year to be named MVP, just the 7th AL player to do it, joining Jose Canseco, Rod Carew, Lynn, Thurman Munson, Ripken, and Suzuki...Justin Verlander (2011), Buster Posey (2012), and Mike Trout (2014) have since joined the group.
- 👉 Selected as the 2B on the AL Gold Glove Team, just the 3rd Red Sox at any position to receive the honor since 1992 (Kevin Youkilis, 2007; Jason Varitek, 2005)...Was the 2nd award for a Red Sox 2B, 1st since Doug Griffin's in 1972.
- 👉 Compiled a .992 fielding pct., 2nd among qualifying ML 2B to OAK's Mark Ellis (.993)...Was the 3rd-highest mark by a Red Sox 2B, trailing Mark Loretta's .994 in 2006 and Bobby Doerr's .993 in 1948 (since passed by Pedroia's .992 in 2012 and .993 in 2013)...Made just 6 errors in 733 chances, tied with Doerr (1948) for fewest ever by a Sox 2B with at least 700 chances in a season...Committed 1 miscue over his final 91 games, including a span of 61 consecutive errorless contests from 6/12-8/24...Ranked among AL leaders at 2B in starts (1st, 155), games (2nd, assists (3rd, 448), chances (4th), double plays (4th, 101), and putouts (5th, 279).
- 👉 Chosen as the 2B on the AL Louisville Slugger Silver Slugger Team, the 1st Red Sox 2B ever to receive the honor.
- 👉 Carlton Fisk (1972) and Fred Lynn (1975) are the only other players in club history to receive Rookie of the Year and Gold Glove honors within their 1st 2 full big league campaigns...Joined Jason Varitek (2005), Ellis Burks (1990) and Dwight Evans (1981) as the 4th Red Sox to win Gold Glove and Silver Slugger awards in the same season (Adrian Gonzalez and Jacoby Ellsbury also accomplished the feat in 2011).
- 👉 Is 1 of 8 players ever to be named MVP, earn Rookie of the Year and Gold Glove awards, and win a World Series during his playing career, joining Willie Mays, Frank Robinson, Pete Rose, Johnny Bench, Thurman Munson, Cal Ripken, Jr., and Albert Pujols...Of that group, only Pedroia, Pujols, Ripken and Rose also added a Silver Slugger to their resume.
- 👉 Was the 8th AL player ever to earn MVP, Gold Glove, and Silver Slugger awards in the same season, joining TEX's Alex Rodriguez (2003), SEA's Ichiro Suzuki (2001), TEX's Ivan Rodriguez (1999), SEA's Ken Griffey Jr. (1997), BAL's Cal Ripken, Jr. (1991), NYY's Don Mattingly (1985), and MIL's Robin Yount (1982)...The feat has also since been accomplished by MIN's Joe Mauer (2009)...Joins CHC's Ryne Sandberg (1984) as the only big league 2B to do it.
- 👉 Became the first 2B ever to earn Red Sox Most Valuable Player honors from the Boston BBWAA Chapter...Finished 2nd behind Albert Pujols in the This Year in Baseball Hitter of the Year voting...Named the 2B on *Baseball America's* major league All-Star Second-Team.
- 👉 Elected in fan balloting as the AL's starting 2B for the 7/15 All-Star Game at Yankee Stadium...Played the first 5 innings (0-for-1, BB)...Became the 6th Red Sox All-Star starter at 2B joining Bobby Doerr (1941, '43-44, '46, '50), Billy Goodman (1953), Pete Runnels (1960, both games), Felix Mantilla (1965), and Mark Loretta (2006).
- 👉 Was 1st player to top the majors in hits and doubles in the same season since NYY's Don Mattingly in 1986...Became 1st Red Sox to lead the majors in hits since Wade Boggs in 1985 (240)...Also BOS' 1st AL doubles leader since Nomar Garciaparra (56) in 2002 and 1st AL runs leader since Boggs in 1989 (113).
- 👉 Topped the Red Sox in AVG, games, AB, runs, hits, and 2B, was 2nd in OBP (.376), SLG (.493), and steals (tied, 20), and placed 3rd in RBI (83).
- 👉 Became 3rd Red Sox player ever with 200 hits and 50 2B in a season, joining Tris Speaker (222 H, 53 2B) in 1912 and Wade Boggs (205 H, 51 2B) in 1989...Is 1 of 36 players (45 times) in ML history to accomplish the feat...213 hits tied for 4th highest in club history.

Dustin Pedroia, Continued

👉 His 54 doubles were the 2nd most ever for an AL 2B (DET's Charlie Gehringer, 60 in 1936)...Since passed by BAL's Brian Roberts (56 in 2009)...Were the 3rd-most 2-baggers ever by a Red Sox behind Earl Webb (67) in 1931 and Nomar Garciaparra (56) in 2002.

👉 Became the 9th ML 2B to record 200 hits, 50 doubles, and 100 runs in a season...Was just the 5th 2B with 200 hits, 50 doubles, 100 runs, and 15 HR, joining Charlie Gehringer in 1936, Craig Biggio in 1998, Jose Vidro in 2000, and Alfonso Soriano in 2002.

👉 Established club records by a 2B for runs, hits, doubles, total bases, and XBH...Also had the highest AVG ever for a Red Sox at the position at .326...Became 1st Sox 2B ever to reach 15 HR and 15 SB in a season (later accomplished in 2009, 2011-12).

👉 His .326 AVG was highest by a right-handed Red Sox batter since Manny Ramirez in 2002 (.349)...The 2nd-place finish in AL batting race was the best for a Red Sox since Bill Mueller and Manny Ramirez placed 1-2 in 2003.

👉 Led the majors with 23 games with 3+ hits and 7 games with 4+ hits, the latter being the most by a Red Sox since Boggs (8) in 1986.

👉 Had the AL's 4th-best home AVG at .344 (110-for-320)...His .309 (103-for-333) road AVG was 7th highest in the league...Hit safely in 29 consecutive road games, 5/31-8/11, matching the 2nd-longest streak in club history...Tris Speaker had road streaks of 32 games in 1912 and 29 games in 1913...Was the 2nd longest ever for a ML 2B (CLE's Johnny Temple, 33 games from 1960-61).

👉 Ranked 3rd among AL 2B with 17 HR, 4 shy of the lead...Topped AL 2B with 83 RBI...Drove in 28 runs over a 26-game span, 8/5-9/3...Tied career best with 5 RBI on 9/2 vs. BAL.

👉 Successful on 95.2 percent (20 of 21) of SB attempts, the best rate in team history among players with at least 20 tries and tied for the best ratio among qualifying major leaguers in 2008 (also PHI's Jason Werth).

👉 Had a 14-game hit streak from 4/12-25, a 17-gamer from 6/22-7/9, and hit safely in 10 straight games from 7/29-8/10...Tied a career best with 5 hits on 8/12 vs. TEX, becoming the 1st ever Red Sox player ever with 5 runs and 5 hits in the same game...Reached safely in 11 straight PA, 8/29-31 (9 H, 2 BB).

👉 Notched 124 hits by the All-Star break, 1 shy of the then-team record.

👉 Ended a no-hit bid for LAA's John Lackey with a 1-out single in the 9th inning on 7/29 at Fenway Park.

👉 Was ejected on 8/19 at BAL by HP umpire Bob Davidson.

👉 Hit his 1st career grand slam on 8/27 at NYY.

POSTSEASON: Hit .233 (10-for-43) with 3 HR and 6 RBI over all 11 Red Sox games during the playoff run...Handled 56 chances without an error...Went 1-for-17 (.059) with an RBI in 4 ALDS contests against LAA...Was 0-for-15 to begin the postseason before a 5th-inning double in Game 4...Had been hitless in his previous 19 playoff AB since an 8th-inning double in Game 3 of the 2007 World Series...Rebounded to hit .346 (9-for-26) in 7 ALCS games, 2nd on the team behind Coco Crisp (.450)...Belted 3 HR and drove in 5...His 9 runs tied for the 2nd most in club ALCS history behind Kevin Youkilis' 10 in 2007...Hit safely in 6 of 7 games, including each of the first 5, going 8-for-20 (.400) in that span...Went 3-for-5 with 2 HR, 2 RBI, 4 runs, and a BB in Game 2 at Tropicana Field, his 1st career multi-HR game and the 11th in Red Sox postseason history...Was the 2nd Boston 2B to do it, joining Todd Walker (Game 1 of the 2003 ALDS at OAK)...Was 1 run shy of the single-game ALCS mark...Belted a solo homer off Matt Garza in the 1st inning of the 7th and deciding game at TB, the Sox only run in the 3-1 loss.

RED SOX ALL-TIME SINGLE-SEASON LEADERS

HITS		
YEAR	PLAYER	H
1985	Wade Boggs	240
1912	Tris Speaker	222
1988	Wade Boggs	214
2011	Adrian Gonzalez	213
2008	Dustin Pedroia	213
1978	Jim Rice	213

DOUBLES		
YEAR	PLAYER	2B
1931	Earl Webb	67
2002	Nomar Garciaparra	56
2008	Dustin Pedroia	54
1912	Tris Speaker	53
2007	David Ortiz	52

FILLING UP THE TROPHY CASE

Is 1 of 8 major leaguers ever to be named MVP, earn Rookie of the Year and Gold Glove awards, and win a World Series during his playing career.

PLAYER	ROY	MVP	GG	WS
Willie Mays	1954	1954, 1965	1957-68	1954
Frank Robinson	1956	1961, 1966	1958	1966, 1970
Pete Rose	1963	1973	1969-70	1975-76, 1980
Johnny Bench	1968	1970, 1972	1968-77	1975-76
Thurman Munson	1970	1976	1973-75	1977-78
Cal Ripken, Jr.	1982	1983, 1991	1991-92	1983
Albert Pujols	2001	2005, 2008, 2009	2006-10	2006, 2011
Dustin Pedroia	2007	2008	2008, 2011, 2013-14	2007, 2013

Dustin Pedroia, Continued

2007: Selected consensus AL Rookie of the Year, leading all big league rookies with a .317 AVG (165-for-520), 10th best overall in the AL and 2nd among ML rookie 2B since 1900.

👉 Won the Jackie Robinson Award as the AL Rookie of the Year, selected by the Baseball Writers Association of America...Received 24 of 28 1st-place votes and 4 2nds for 132 total points and was the only player named on all 28 ballots...Was 6th Red Sox to receive the honor, 1st since Nomar Garciaparra in 1997, and the 4th AL player to win the award while playing the majority of his games at 2B, joining MIN's Rod Carew (1967), DET's Lou Whitaker (1978), and MIN's Chuck Knoblauch in 1991.

👉 Tabbed as the AL's top rookie by *The Sporting News* and received the Players' Choice Award, both by vote of the league's players...Selected as the Red Sox Rookie of the Year by the Boston BBWAA Chapter...Named as the 2B on Topps' Major League Rookie All-Star Team.

👉 Placed 2nd on Red Sox in runs (86) and 2B (39), ranked 3rd in AVG and hits (165), and 4th in OBP (.381).

👉 Paced all rookies and had the best AVG by a qualifying rookie 2B since 1900 at .3173, passing PIT's Jim Viox (.3171) in 1913...Also led all ML rookies in 2B (39), was 2nd in OBP (.380) and multi-hit games (49), and 3rd in runs (86) and hits (165)...Finished 2nd among AL rookies in total bases (230) and BB (47), and was 3rd in XBH (48).

👉 Batting AVG was the 7th highest ever by a Red Sox qualifying rookie and had the 4th most doubles...Tallied the highest AVG and OBP for a Sox rookie since Fred Lynn in 1975 and the most runs and doubles since Nomar Garciaparra in 1997.

👉 Ranked 5th in the AL with a .351 AVG (93-for-265) at home, the highest Fenway Park figure for a BOS rookie since Fred Lynn in 1975 (.365)...Batted .348 (57-for-164) vs. lefties, 3rd in the AL.

👉 Led off 29 games, 2nd most on the club (.328, 40-for-122).

👉 Posted a .990 fielding percentage (6 E/625 TC) in 137 games at 2nd base, 4th among AL qualifiers...Went 48 games without a miscue, 4/13-6/17, and made just 1 error in 90 games from 4/13-8/11...His 132 starts were the 3rd most ever at 2B for a Sox rookie behind Chuck Schilling in 1961 (157) and Mike Andrews in 1967 (135).

👉 Named AL's May Rookie of the Month after leading rookies in AVG (.415), 2B (6) and OBP (.472) in 21 contests.

👉 Hit safely in 14 straight games from 5/19-6/4, the longest streak by an AL rookie in 2007 and the longest by a Sox rookie since Nomar Garciaparra's club rookie record 30-gamer in 1997.

👉 Earned AL Player of the Week honors for 5/28-6/3 with a .609 AVG.

👉 Produced 5 hits and 5 RBI on 6/15 vs. SF, just the 4th Sox rookie ever to do that along with Fred Lynn (6/18/75 vs. DET), Dave Stapleton (9/16/80 vs. CLE), and Brian Daubach (8/14/99 vs. SEA)...Was the 1st BOS rookie with 5 RBI since Daubach, 8/13/99 vs. SEA...Became the 1st Red Sox 2B with at least 5 hits since Jerry Remy on 9/3/81 vs. SEA (6).

👉 Had surgery for a fractured hamate bone in his left wrist in November.

POSTSEASON: Hit .283 (17-for-60) with 2 HR and 10 RBI, starting all 14 playoff games at 2B...Set a postseason rookie record with 6 2B, and his 12 runs matched Derek Jeter (1996) for the most ever for a rookie in the playoffs...Had 5th-most playoff hits ever for a rookie (tied by SF's Buster Posey in 2010 and SF's Joe Panik in 2014)...Handled 53 chances without an error...Hit .160 (4-for-25) in BOS' 1st 6 contests before batting safely in the next 7 (.419, 13-for-31)...Went 2-for-13 (.154) in the 3-game ALDS sweep of LAA and batted .345 (10-for-29) in the ALCS against CLE...Set an ALCS rookie record with 8 runs (tied by TB's Evan Longoria in 2008)...Was 3-for-5 with a HR and 5 RBI in Game 7...Became the 1st rookie ever to homer in Game 7 of the ALCS and set a rookie ALCS mark for RBI in a game (passed by Longoria, 8 in 2008 Game 7)...Hit .278 (5-for-18) with 4 RBI in the World Series sweep of COL...Homered to lead off the bottom of the 1st inning in Game 1 at Fenway Park, joining BAL's Don Buford (1969) as the only players to hit a leadoff blast in a WS opener...Was the 18th overall WS leadoff homer, 1st ever by a rookie...Had 3 hits and 2 RBI in Game 3 at COL.

RED SOX ROOKIES OF THE YEAR

YEAR	PLAYER	POS
1950	Walt Dropo	1B
1961	Don Schwall	RHP
1972	Carlton Fisk	C
1975	Fred Lynn	OF
1997	Nomar Garciaparra	SS
2008	Dustin Pedroia	2B

MLB ROOKIES OF THE YEAR AT SECOND BASE

YEAR	PLAYER	CLUB
1953	Jim Gilliam	BRK
1962	Ken Hubbs	CHC
1963	Pete Rose	CIN
1965	Jim Lefebvre	LAD
1967	Rod Carew	MIN
1969	Ted Sizemore	LAD
1978	Lou Whitaker	DET
1982	Steve Sax	LAD
1991	Chuck Knoblauch	MIN
2008	Dustin Pedroia	BOS

(Lists reflect only BBWAA award winners)

RED SOX ALL-TIME ROOKIE BATTING LEADERS

AVG	PLAYER	YEAR
.342	Patsy Dougherty	1902
.337	Ike Boone	1924
.331	Fred Lynn	1975
.331	Johnny Pesky	1942
.327	Ted Williams	1939
.322	Walt Dropo	1950
.317	Dustin Pedroia	2007
.310	Billy Goodman	1948
.309	Jim Rice	1975

Dustin Pedroia

Dustin Pedroia, Continued

2006: Spent most of season at Triple-A Pawtucket, leading all Red Sox minor leaguers with a .305 AVG, before making ML debut with 31 games for the Red Sox beginning 8/22.

- 👉 Played in 27 games (19 starts) at 2B and in 6 games (5 starts) at SS with the big league club.
- 👉 Selected from Pawtucket on 8/21 and made ML debut the following night at LAA...Became the 1st member of BOS's 2004 draft class to reach the majors.
- 👉 Recorded 1st ML hit in his 2nd AB, a single off LAA's Joe Saunders on 8/22...Hit 1st ML home run, a solo shot off KC's Luke Hudson, and had his 1st multi-hit game on 9/9 at Fenway Park...Led off game with HR on 9/23 at TOR.
- 👉 Earned a spot on the International League's post-season All-Star squad with Pawtucket, ranking 3rd in the league in OBP (.384) and T-4th in AVG.
- 👉 Saw extensive action at SS (74 games) and 2B (33) with the PawSox.
- 👉 Named Red Sox Minor League Defensive Player of the Month for June and Offensive Player of the Month for July (.363, 19 RBI, 28 games)...Had a hit in 8 straight AB from 8/14-16.

2005: Named Red Sox Minor League Offensive Player of the Year, splitting the season between Double-A Portland and Triple-A Pawtucket...Earned Eastern League post-season All-Star honors with Portland...Also tabbed a *Baseball America* Double-A All-Star.

- 👉 Played total of 97 games at 2B and 16 at SS with the 2 clubs, making only 7 errors.
- 👉 Began the season at Portland...Named Red Sox Minor League Base Runner of the Month for April and won the club's Minor League Quality Plate Appearance Award for June...Was 4th in the league in OBP (.409) and 5th in AVG (.324) at the time of his 6/22 promotion to Pawtucket.
- 👉 Led the PawSox with 26 runs and was 2nd with 5 HR and 33 hits in August...Hit on right wrist by a pitch in his 6th Triple-A game, 6/27 at Richmond, and missed next 8 contests...Sidelined for another 14 games from 7/18-30 after the wrist had not sufficiently healed.

2004: Hit safely in 36 of 42 games with 19 BB and only 7 SO between Single-A Greenville and High-A Sarasota in 1st pro season.

- 👉 Hit safely in 11 of 12 games with Greenville at .400 with 5 2B and 11 runs to earn an 8/2 promotion to Sarasota.
- 👉 Hit .278 with a .375 OBP and 13 runs in 16 games for Scottsdale of the Arizona Fall League.

Personal

- 👉 Married to Kelli...The couple has 3 sons: Dylan, Cole, and Brooks.
- 👉 Is a 2001 graduate of Woodland (CA) High School, where he was a 3-time Delta League Selection...Hit .445 with 18 doubles and 5 homers in his senior year to capture league MVP honors.
- 👉 Attended Arizona State University, where he was 1 of 5 finalists for the 2004 Golden Spikes Award...Was a 3-time First-Team All-Pac 10 selection, the 2003 Pac-10 Co-Player of the Year and the 2003 National Defensive Player of the Year...Batted .384, 212 R, 71 2B, 14 HR, 146 RBI in 3 seasons at ASU, and had a .466 OBP, a .544 SLG, and a .972 fielding percentage, committing just 23 errors in 819 total chances...Played in all 185 Sun Devils games over his 3 seasons in Tempe.
- 👉 Named to the 2013 class of the Arizona Fall League Hall of Fame.
- 👉 In 2014, became a charter member of the Taylor Hooton Foundation's "Advisory Board" of active major leaguers...The Hooton Foundation is a leader in the advocacy against the use of performance- and appearance-enhancing drugs by the youth of America.

In the Community

Dustin interacted with fans at Red Sox Winter Weekend in January 2015...Launched Pedroia's Platoon in 2014, purchasing tickets for soldiers, and met with patients at Walter Reed Medical Center...Attends events that benefit the Red Sox Foundation, including Casino Night, Picnic in the Park, the Welcome Home Party and Dancing with the New Stars, and has auctioned off fielding lessons to raise funds...Met Make-A-Wish patients throughout the 2014 season...Visited the Jimmy Fund and met with its patients in Fort Myers and at Fenway Park...Engaged with fans as part of the Red Sox Destinations program...Participated in the Fort Myers "Days of Service" in 2013, stuffing backpacks with food for children at Treeline Elementary School...He attended the Lee County Boys & Girls Club Dinner, and also visited victims of the Boston Marathon bombings in the hospital...Meets with children as part of the Make-A-Wish program...Has been involved in numerous events with the Jimmy Fund, including their New Stars for Young Stars event and Radio-Telethon, and has visited with Jimmy Fund patients on select road trips and at Spring Training...Attended the 2012 Fenway Park Open house and participated in the BoSox Club Family Day...Also visited with patients at Children's Hospital Boston...During Spring Training, has played in the Children's Hospital of Southwest Florida Celebrity Golf Classic in Fort Myers...In 2011, spoke to children attending the Red Sox Baseball Academy and took part in the Bank of America Youth clinic at Fenway Park...Was the 2009 spokesman for the Play Sun Smart campaign, an initiative MLB started in 1999 to promote the prevention of skin cancer...In 2008, was the spokesman for the Jimmy Fund's Rally Against Cancer fundraiser and served as the Hood Kid Nation spokesman...Hosted the Kid Nation Clinic at Fenway Park and participated in the Bank of America Play Ball Youth Baseball Clinic that year.

Dustin Pedroia's Career Record

YEAR	CLUB	AVG.	G	AB	R	H	2B	3B	HR	RBI	SH	SF	HB	BB	SO	SB	CS	E
2004	Augusta	.400	12	50	11	20	5	0	1	5	0	0	1	6	3	2	0	0
	Sarasota	.336	30	107	23	36	8	3	2	14	1	3	4	13	4	0	2	0
2005	Portland	.324	66	256	39	83	19	2	8	40	2	2	4	34	26	7	3	5
	Pawtucket	.255	51	204	39	52	9	1	5	24	1	2	9	24	17	1	0	2
2006	Pawtucket	.305	111	423	55	129	30	3	5	50	9	4	9	48	27	1	4	7
	BOSTON	.191	31	89	5	17	4	0	2	7	1	0	1	7	7	0	1	4
2007	BOSTON	.317	139	520	86	165	39	1	8	50	5	2	7	47	42	7	1	6
2008	BOSTON	.326	157	653	118	213	54	2	17	83	7	9	7	50	52	20	1	6
2009	BOSTON	.296	154	626	115	185	48	1	15	72	3	6	5	74	45	20	8	6
2010	Pawtucket	.167	2	6	1	1	0	0	0	0	0	0	0	1	0	0	0	0
	BOSTON	.288	75	302	53	87	24	1	12	41	2	6	4	37	38	9	1	3
2011	BOSTON	.307	159	635	102	195	37	3	21	91	2	7	1	86	85	26	8	7
2012	BOSTON	.290	141	563	81	163	39	3	15	65	1	6	5	48	60	20	6	5
2013	BOSTON	.301	160	641	91	193	42	2	9	84	0	7	3	73	75	17	5	5
2014	BOSTON	.278	135	551	72	153	33	0	7	53	0	6	1	51	75	6	6	2
Major League Totals	299	1151	4580	723	1371	320	13	106	546	21	49	34	473	479	125	37	44	
Minor League Totals	.307	272	1046	168	321	71	9	21	133	13	11	27	126	77	11	9	14	

- 2004 Signed by the Boston Red Sox as a second-round selection in the June Draft
- 2010 On disabled list with a broken left foot, 6/26-8/16
- 2010 On disabled list recovering from left foot surgery, 8/19 through remainder of season
- 2012 On disabled list with a right thumb sprain, 7/4-7/18

Dustin Pedroia

Additional Batting Statistics

YEAR	CLUB	OBP	SLG	OPS	TB	GDP
2006	BOSTON	.258	.303	.561	27	1
2007	BOSTON	.380	.442	.823	230	8
2008	BOSTON	.376	.493	.869	322	17
2009	BOSTON	.371	.447	.819	280	19
2010	BOSTON	.367	.493	.860	149	7
2011	BOSTON	.387	.474	.861	301	12
2012	BOSTON	.347	.449	.797	253	9
2013	BOSTON	.372	.415	.787	266	24
2014	BOSTON	.337	.376	.712	207	14
Major League Totals	.366	.444	.810	2035	111	

Division Series Record

YEAR	CLUB	AVG.	G	AB	R	H	2B	3B	HR	RBI	SH	SF	HB	BB	SO	SB	CS	E
2007	BOS vs. LAA	.154	3	13	2	2	2	0	0	1	0	0	0	1	2	0	0	0
2008	BOS vs. LAA	.059	4	17	0	1	1	0	0	1	0	0	1	2	2	0	0	0
2009	BOS vs. LAA	.167	3	12	1	2	1	0	0	2	0	0	0	1	0	0	0	0
2013	BOS vs. TB	.235	4	17	2	4	1	0	0	5	0	2	0	0	3	0	0	0
Division Series Totals	.153	14	59	5	9	5	0	0	0	9	0	2	1	4	7	0	0	0

League Championship Series Record

YEAR	CLUB	AVG.	G	AB	R	H	2B	3B	HR	RBI	SH	SF	HB	BB	SO	SB	CS	E
2007	BOS vs. CLE	.345	7	29	8	10	3	0	1	5	1	0	0	3	5	0	0	0
2008	BOS vs. TB	.346	7	26	9	9	1	0	3	5	0	0	1	5	3	2	1	0
2013	BOS vs. DET	.273	6	22	1	6	1	0	0	1	0	0	0	4	6	1	0	0
LCS Totals	.325	20	77	18	25	5	0	4	11	1	0	1	12	14	3	1	0	0

World Series Record

YEAR	CLUB	AVG.	G	AB	R	H	2B	3B	HR	RBI	SH	SF	HB	BB	SO	SB	CS	E
2007	BOS vs. COL	.278	4	18	2	5	1	0	1	4	0	0	0	2	0	0	0	0
2013	BOS vs. STL	.208	6	24	5	5	2	0	0	1	0	0	0	1	4	0	0	1
World Series Totals	.238	10	42	7	10	3	0	1	5	0	0	0	0	3	4	0	0	1

All-Star Game Record

YEAR	CLUB	AVG.	G	AB	R	H	2B	3B	HR	RBI	SH	SF	HB	BB	SO	SB	CS	E
2008	AL at NYY	.000	1	1	0	0	0	0	0	0	0	0	0	1	0	0	0	0
2009	AL at STL																	
2010	AL at LAA																	
2013	AL at NYM	.000	1	2	0	0	0	0	0	0	0	0	0	0	0	0	0	0
All-Star Game Totals	.000	2	3	0	0	0	0	0	0	0	0	0	0	1	0	0	0	0

World Baseball Classic Record

YEAR	CLUB	AVG.	G	AB	R	H	2B	3B	HR	RBI	SH	SF	HB	BB	SO	SB	CS	E
2009	USA	.125	3	16	1	2	2	0	0	2	0	0	0	0	1	0	0	0

Dustin Pedroia, Continued

Career Fielding Record

YEAR	CLUB	POS	PCT.	G	GS	PO	A	E	TC	DP
2006	BOSTON	2B	.975	27	19	45	73	3	121	17
		SS	.952	6	5	7	13	1	21	4
2007	BOSTON	2B	.990	137	132	259	360	6	625	78
2008	BOSTON	2B	.992	157	155	279	448	6	733	101
2009	BOSTON	2B	.991	154	154	253	404	6	663	93
2010	BOSTON	2B	.991	75	75	137	212	3	352	50
2011	BOSTON	2B	.990	159	158	290	425	7	722	81
2012	BOSTON	2B	.992	139	139	228	392	5	625	100
2013	BOSTON	2B	.993	160	159	254	429	5	688	102
2014	BOSTON	2B	.997	135	133	247	405	2	654	96
Career Totals		2B	.992	1143	1124	1992	3148	43	5183	718
		SS	.952	6	5	7	13	1	21	4

Career Single-Game Highs

HITS	5, 3 times, last 6/24/10 at COL
DOUBLES	3, 3 times, last 8/6/12 vs. TEX
HOME RUNS	3, 6/24/10 at COL
RBI	5, 5 times, last 8/23/12 vs. LAA
RUNS SCORED	5, 8/12/08 vs. TEX
WALKS	3, 9 times, last 7/2/13 vs. SD
STRIKEOUTS	4, 2 times, last 5/7/14 vs. CIN
STOLEN BASES	2, 11 times, last 8/9/14 at LAA
HITTING STREAK	25, 6/29/11-7/28/11
EJECTIONS (3)	8/19/08 at BAL (HP, Bob Davidson) 8/7/12 vs. TEX (1B Paul Nauert) 6/1/14 vs. TB (HP D.J. Reyburn)

Home Run Notes


MULTI-HOME RUN GAMES (3)
3-HOME RUN GAMES (1)
6/24/10 at COL
2-HOME RUN GAMES (2)
9/8/09 vs. BAL
9/13/11 vs. TOR
LEADOFF HOME RUNS (3)
9/23/06 at TOR off A.J. Burnett
10/3/09 vs. CLE off Aaron Laffey
9/17/13 vs. BAL off Scott Feldman
GRAND SLAMS (2)
8/27/08 at NYY off David Robertson
5/2/14 vs. OAK off Ryan Cook
PINCH-HIT HOME RUNS (0)
EXTRA-INNING HOME RUNS (1)
6/24/10 at COL off Huston Street (10th)
GAME-ENDING HOME RUNS (0)
INSIDE-THE-PARK HOME RUNS (0)

2015
Red Sox



22 RICK PORCELLO

RHP



Full Name: Frederick Alfred Porcello
Bats: Right **Throws:** Right **Height:** 6-5 **Weight:** 200
Opening Day Age: 26
Born: December 27, 1988 in Morristown, NJ
Resides: Morristown, NJ
Major League Service: 5 years, 170 days
Acquired: From Detroit in exchange for OF Yoenis Cespedes, RHP Alex Wilson, and LHP Gabe Speier on December 11, 2014
Signed By: Bill Buck (Tigers)
Contract Status: Signed through 2015

Career Highlights

🔴 Entering 1st season with the Red Sox after being acquired in a December 2014 trade...Originally a first-round selection by DET in the 2007 June Draft (27th overall).

🔴 Has been in the major leagues since opening the 2009 season as part of the Tigers' starting rotation, making at least 27 starts and throwing at least 162.2 IP in all 6 big league seasons...Joins Felix Hernandez, Jon Lester, James Shields, and Justin Verlander as the only AL pitchers to reach those marks every season from 2009-14.

🔴 Is the only modern ML pitcher (since 1900) that has made more than 25 starts in each of his first 6 big league seasons, all before turning 26...With at least 10 wins in all 6 ML campaigns, is 1 of only 3 modern ML pitchers to post double-digit victories in each of his first 6 seasons before turning 26 years old (also Bert Blyleven and Dennis Eckersley).

🔴 Since the start of 2009, has induced a ML-leading 137 opponent ground into double plays...Among AL starting pitchers during that time, his 1.99 ground ball/fly ball ratio trails only current teammate Justin Masterson (2.37)...His career 52.9 ground ball rate ranks 3rd in the AL over the past 6 seasons, behind only Masterson (57.3) and Felix Hernandez (53.1).

🔴 Has won 76 games over his 6 ML seasons from 2009-14, 10th most among AL pitchers...Also ranks T-6th in games started (180) and 10th in IP (1,073.1) in the AL during that span.

🔴 Is the only major leaguer with a walk rate under 3.0 BB/9.0 IP and a ground ball rate of at least 50% in each of the last 6 seasons.

🔴 Has allowed 2.2 BB/9.0 IP in his career, 7th lowest among active hurlers with at least 1,000.0 IP...Joins Felix Hernandez and James Shields as the only AL qualifiers to average fewer than 3.0 BB/9.0 IP over each of the last 6 seasons.

🔴 Made ML debut as a 20-year-old in 2009 and led all rookies with 14 wins, posting a 3.96 ERA in 31 starts for the Tigers...Named to *Baseball America's* All-Rookie Team.

🔴 With the Tigers, made 8 postseason appearances from 2011-13, including 2 starts (0-2, 4.41 ERA).

2014: Set career-bests in wins (15), ERA (3.43), and innings (204.2) in his final season with DET...Also tied career highs with 32 appearances and 31 starts.

🔴 Led the AL with 3 shutouts while finishing T-2nd in complete games (3), 8th in wins (tied), 8th in walk rate (1.8 BB/9.0 IP), and 13th in innings.

🔴 Induced 30 opponent ground into double plays, 2nd most in the majors...Had the 8th-highest ground ball-to-fly ball ratio in the AL (1.80).

🔴 Had the AL's 6th-lowest ERA on the road (2.66) compared to a 4.42 mark at home.

🔴 Posted ERAs under 4.00 in each of the first 4 months of the season, and had ERAs under 3.00 in 3 straight months: June (2.91), July (2.78), and August (2.51)...Named Tigers Pitcher of the Month for both May and August.

🔴 Went 12-5 with a 3.39 ERA (45 ER/119.1 IP) in 18 starts before the All-Star break...Produced a 3-8 record and 3.48 ERA (33 ER/85.1 IP) in 14 outings (13 starts) during the season's 2nd half.

🔴 Won 6 straight starts from 4/20-5/17, the longest win streak of his career...Posted a 2.50 ERA in 39.2 IP during that stretch.

🔴 Had a streak of 25.0 straight scoreless innings from 6/15-7/1, longest by a Tigers pitcher since Jose Valverde had a 25.1-innings stretch from 4/8/10-6/2/10.

🔴 Tossed back-to-back shutouts on 6/26 at TEX and 7/1 vs. OAK, the 1st Tigers pitcher to do that since Jack Morris in 1986.

🔴 Threw his 3rd shutout of the year on 8/20 at TB, giving him the most by a Tiger since Jeff Weaver had 3 in 2002.

🔴 Made the only relief appearance of the season, the 4th of his career, on 8/10 at TOR (2.0 IP, 1 R).

🔴 Went 0-4 with a 6.20 ERA in September, raising his season ERA from 3.05 (9th-best in the AL after August) to 3.43 (17th-best in the AL at season's end).

POSTSEASON: Did not pitch in the ALDS, as the Tigers were swept in 3 games by the Orioles.

Rick Porcello, Continued

2013: Totaled a career-high 142 SO in 32 games (29 starts) with DET, producing a 13-8 record and 4.32 ERA (85 ER/177.0 IP)...Registered the AL's 2nd best ground ball/fly ball ratio (2.40).

👉 With 13 wins, became 1 of just 4 active players to reach 60 wins before their 25th birthday, joining Felix Hernandez, Clayton Kershaw and CC Sabathia.

👉 Went 7-2 with a 3.71 ERA in 14 outings (12 starts) after the All-Star break, compared to 6-6 with a 4.80 ERA in his first 18 starts.

👉 Limited right-handed batters to a .238 AVG (79-for-332), but allowed left-handers to hit .301 (106-for-352).

👉 Made 1st career relief appearance on 4/14 at OAK, throwing 2.0 perfect innings.

👉 Compiled a 1-0 record and 3.13 ERA (11 ER/31.2 IP) with 32 strikeouts in 5 starts during May.

👉 Recorded a career-high 11 SO on 5/28 vs. PIT...Also reached double-digit SO with 10 on 9/16 vs. SEA.

👉 Named the Tigers' Pitcher of the Month for July after earning the win in all 4 starts in the month (2.08 ERA).

👉 Tossed his 1st career complete game on 9/10 at CWS, holding the White Sox to 1 run on 7 hits.

👉 Geared up for postseason coming out of the bullpen in his last 2 regular season outings on 9/27 and 9/29 at MIA (2.1 IP, 0 R).

POSTSEASON: Made 2 appearances for DET in the postseason, one each in the ALDS at OAK (G2) and ALCS at BOS (G2)...Combined to allow 3 hits and only an unearned run but did not record an out.

2012: Made 31 starts for the 2nd straight season, going 10-12 with a 4.59 ERA (90 ER/176.1 IP).

👉 At age 23, became just the 5th pitcher since 1900 to begin his ML career with double-digit wins in each of his first 4 seasons prior to turning 24 years old, joining Chief Bender (1903-07), Bert Blyleven (1970-74), Dwight Gooden (1984-88), and Dennis Eckersley (1975-78).

👉 Ranked 3rd in the AL with a 2.24 ground ball/fly ball ratio.

👉 Tossed 8.0 IP to earn the win on 5/1 vs. KC, matching a then-career high...Also pitched 8.0 innings in the win on 7/21 vs. CWS.

👉 Named Tigers Pitcher of the Month for June, finishing 3-1 with a 3.00 ERA (12 ER/36.0 IP) in 6 starts.

👉 Made 100th start of his career on 6/2 vs. NYY (6.0 IP, 1 R).

👉 Did not surrender a HR in 9 consecutive starts from 6/13-8/1 (54.0 IP).

👉 Earned the win on 6/30 at TB after going 7.0 IP without allowing a run or issuing a walk.

👉 Suffered a loss in 6 straight starts from 8/12-9/10, matching the longest drought of his career (also 5/29-8/3/10).

👉 Allowed 216 hits and 11.53 H/9.0 IP, the highest totals among AL pitchers.

POSTSEASON: Pitched 1.1 innings in 2 relief outings...Retired only batter faced in Game 3 of the ALDS at OAK (Yoenis Céspedes) to strand a runner at 1B in the bottom of the 8th inning...Tossed a perfect 8th inning of Game 1 of the World Series at SF, his 1st appearance in the Fall Classic.

2011: Went 14-9 with a 4.75 ERA and 104 SO in 31 starts during his 3rd season with DET.

👉 With 14 wins, became the 1st major leaguer to post 3 straight seasons with double-digit wins prior to turning 23 years old since NYM's Dwight Gooden from 1984-87.

👉 Placed 6th in the AL with a 1.74 ground ball/fly ball ratio.

👉 Posted a 4-0 record and 1.59 ERA (7 ER/39.2 IP) over a 6-start stretch from 4/15-5/22.

👉 Compiled a 5-0 record and 3.06 ERA (11 ER/32.1 IP) during July, tying for the AL lead in victories that month...Marked his 2nd career month with a 5-0 record, also May 2009...According to Elias, was the 1st ML pitcher to have multiple 5-0 months prior to turning 23 since Wally Bunker did so for BAL in 1964 at age 19.

👉 Posted a 3-1 record and 3.50 ERA (18 ER/46.1 IP) over his final 7 starts of the regular season beginning 8/26...Finished 2-1 with a 3.55 ERA (13 ER/33.0 IP) in 5 starts during September.

👉 Equaled a then-career high with 8.0 IP on 5/22 at PIT...Also tossed 8.0 innings on 7/29 vs. LAA.

POSTSEASON: Made his postseason debut for DET in Game 4 of the ALDS on 10/4 vs. NYY, allowing 4 runs on 5 hits and 1 walk while striking out 5 in 6.0 innings of work...At 22 years, 9 months and 7 days old, he became the youngest Tigers pitcher to start a playoff game...Also recorded 9.0 innings in 3 ALCS appearances (including 1 start), allowing 5 runs (4 earned) in the series.

2010: Made 27 starts in his 2nd season in the majors...Finished 3rd on the Tigers' staff in victories and placed T-6th in the AL with 2.1 BB/9.0 IP.

👉 At 21 years old on 4/9 vs. CLE, became the youngest pitcher to start a home opener for the Tigers since at least 1952.

2014 AL PITCHERS WITH AT LEAST 15 WINS, 200 INNINGS, AND ERA UNDER 3.50

Pitcher	Team	W-L	ERA	IP
Felix Hernandez	SEA	15-6	2.14	236.0
Corey Kluber	CLE	18-9	2.44	235.2
Jon Lester	BOS/OAK	16-11	2.46	219.2
Rick Porcello	DET	15-13	3.43	204.2
David Price	TB/DET	15-12	3.26	248.1
Max Scherzer	DET	18-5	3.15	220.1

- 👉 Compiled a 2-3 record and 3.13 ERA (11 ER/31.2 IP) in 5 starts during May.
- 👉 Suffered a 6-game losing streak from 5/29-8/3, tied for the longest of his career.
- 👉 Matched a then-career-high 8 strikeouts on 7/29 at TB.
- 👉 Optioned to Triple-A Toledo on 6/20 and started 4 games with the Mud Hens before 7/17 recall...Remained with DET for the remainder of the season.
- 👉 Equaled a career-best 5-game winning streak from 8/24-9/26, recording a 2.98 ERA (14 ER/42.1 IP) over the course of that run.
- 👉 Produced a 6-5 record and 4.00 ERA (41 ER/92.1 IP) in 14 starts during the season's second half after posting a 6.14 mark in 13 starts before the break.

2009: Spent the entire season in the Tigers' rotation as a 20-year-old in his ML debut season.

- 👉 Led all rookies in wins, going 14-9 with a 3.96 ERA (75 ER/170.2 IP) and 89 strikeouts...Finished 3rd in AL Rookie of the Year voting and selected to *Baseball America's* All-Rookie Team...Named Tigers Rookie of the Year.
- 👉 His 14 wins were the most in Tigers history by a pitcher age 20 or younger.
- 👉 According to Elias, was just the 2nd pitcher since 1972 age 20 or younger with at least 14 wins in a season, joining NYM's Dwight Gooden in 1984 (17) and 1985 (24).
- 👉 Posted a 2.23 ground ball/fly ball ratio, 2nd among AL pitchers...Also T-2nd in the AL with 24 opponent ground into double plays.
- 👉 Squared off against Ricky Romero in his ML debut on 4/9 at TOR (L, 5.0 IP, 4 R)...Marked the 1st time since 1965 that first-round selections making their debuts faced each other (Source: Elias).
- 👉 At 20 years, 3 months and 13 days old, became the youngest DET pitcher to make his ML debut in a start for the club since Bruce Robbins on 7/28/79 at 19 years old.
- 👉 Earned his first ML win on 4/19 at SEA (7.0 IP, 1 R), the youngest Tigers pitcher to earn a victory since Bruce Robbins on 8/28/79 (19 years).
- 👉 Was the youngest DET pitcher to start a game at Comerica Park at the time of his home debut on 4/29 vs. NYY (20 years, 123 days old).
- 👉 Named AL Rookie of the Month in May 2009 after going 5-0 with an ML-leading 1.50 ERA (5 ER/30.0 IP) in 5 starts...According to Elias, the only other pitcher in ML history to post a 5-0 record with an ERA of 1.50 or better over any 5-start stretch at age 20 or younger was Dwight Gooden (5-0, 1.43 ERA at age 19 in 1984).
- 👉 Won and allowed no more than 1 run in 4 straight starts to begin May...According to Elias, was only the 6th pitcher since 1900 to win 4 straight starts while allowing 1 run or less in a season prior to turning 21...Joined Christy Mathewson (6 in 1901 at age 20), Chief Bender (4 in 1903 at age 19), Walter Johnson (5 in 1908 at age 20), Fernando Valenzuela (7 in 1981 at age 20) and Kerry Wood (4 in 1998 at age 20) in accomplishing the feat.
- 👉 From 5/5-6/18, became the 1st major leaguer under age 21 to win 7 of 9 starts since Gooden did so in 1985 (Source: Elias)...No AL pitcher had done it since Jim Palmer in 1966.
- 👉 On 6/12 at PIT, became the 1st DET pitcher to earn the win in the same game in which he collected 2 hits and 2 RBI in the DH era (since 1973).
- 👉 Ejected on 8/11 at BOS following a bench-clearing incident in the 2nd inning...Served a 5-game suspension from 8/12-17.
- 👉 Finished 2-1 with a 3.16 ERA (11 ER/31.1 IP) in 6 starts during August.
- 👉 Earned Tigers Pitcher of the Month honors for September (3-1, 3.22 ERA, 6 starts).

2008: Made his pro debut with High-A Lakeland and led the Florida State League with a 2.66 ERA in 24 starts.

- 👉 Earned both FSL mid- and post-season All-Star honors...Selected Lakeland's Pitcher of the Year.
- 👉 Finished T-2nd in the FSL with a .244 opponent AVG.
- 👉 Posted ERA's under 3.50 in all 5 months: 2.37 in April, 2.60 in May, 3.43 in June, 3.12 in July, and 1.80 in August.
- 👉 Was FSL Pitcher of the Week for 5/5-11...In that stretch, won both starts while allowing only 2 unearned runs.
- 👉 Following the season, named DET's top prospect by *Baseball America*.

2007: Selected by DET in the 1st round (27th overall) of the June Draft...Did not pitch after agreeing to terms on 8/15.

- 👉 Named the Tigers' top prospect by *Baseball America* after the season.

Personal

- 👉 Named *USA Today's* High School Player of the Year in 2007 after compiling a 10-0 record, 1.18 ERA, and 112 strikeouts as a senior at Seton Hall Prep High in West Orange, NJ...Tabbed a First-Team High School All American by *Baseball America* as well as the 2006-2007 Gatorade National Baseball Player of the Year...Was also the Louisville Slugger High School Player of the Year for New Jersey.
- 👉 As a junior at Seton Hall Prep in 2006, went 6-0 with a 0.30 ERA, 2 saves, and 69 strikeouts in 10 games.

Rick Porcello, Continued

In the Community

In January 2015, Rick interacted with fans at Red Sox Winter Weekend...During his time in Detroit, participated with Tigers Dreams Come True, the Detroit Tigers Autographed Memorabilia Donation Program, and Autographs for a Cause...Supported Team Joseph to raise money to fight Duchenne Muscular Dystrophy...Attended "Keeping Kids in the Game" event and participated in the Tigers Winter Caravan.

Rick Porcello's Career Record

YEAR	CLUB	W-L	ERA	G	GS	CG	SHO	SV	IP	H	R	ER	HR	HB	BB	SO	WP	BK
2008	Lakeland	8-6	2.66	24	24	0	0	0	125.0	116	51	37	7	11	33	72	3	0
2009	DETROIT	14-9	3.96	31	31	0	0	0	170.2	176	81	75	23	3	52	89	6	1
2010	Toledo	1-2	3.21	4	4	0	0	0	28.0	24	11	10	0	1	10	19	0	1
	DETROIT	10-12	4.92	27	27	0	0	0	162.2	188	96	89	18	7	38	84	11	3
2011	DETROIT	14-9	4.75	31	31	0	0	0	182.0	210	103	96	18	8	46	104	12	0
2012	DETROIT	10-12	4.59	31	31	0	0	0	176.1	226	101	90	16	6	44	107	6	0
2013	DETROIT	13-8	4.32	32	29	1	0	0	177.0	185	87	85	18	3	42	142	6	1
2014	DETROIT	15-13	3.43	32	31	3	3	0	204.2	211	89	78	18	4	41	129	0	0
	Major League Totals	76-63	4.30	184	180	4	3	0	1073.1	1196	557	513	111	31	263	655	41	5
	Minor League Totals	9-8	2.76	28	28	0	0	0	153.0	140	62	47	7	12	43	91	3	1

2008 Signed by the Detroit Tigers as a first-round selection (27th overall) in the June Draft

2014 Acquired by the Boston Red Sox in exchange for OF Yoenis Céspedes, RHP Alex Wilson, and LHP Gabe Speier on 12/11

Division Series Record

YEAR	CLUB	W-L	ERA	G	GS	CG	SHO	SV	IP	H	R	ER	HR	HB	BB	SO	WP	BK
2011	DET vs. NYY	0-1	6.00	1	1	0	0	0	6.0	5	4	4	0	2	1	5	0	0
2012	DET vs. OAK	0-0	0.00	1	0	0	0	0	0.1	0	0	0	0	0	0	0	0	0
2013	DET vs. OAK	0-0	0.00	1	0	0	0	0	0.0	1	0	0	0	0	0	0	0	0
	Division Series Totals	0-1	5.68	3	1	0	0	0	6.1	6	4	4	0	2	1	5	0	0

Championship Series Record

YEAR	CLUB	W-L	ERA	G	GS	CG	SHO	SV	IP	H	R	ER	HR	HB	BB	SO	WP	BK
2011	DET vs. TEX	0-0	4.00	3	1	0	0	0	9.0	10	5	4	0	0	1	7	0	0
2013	DET vs. BOS	0-1	0.00	1	0	0	0	0	0.0	2	1	0	0	0	0	0	1	0
	LCS Totals	0-1	4.00	4	1	0	0	0	9.0	12	6	4	0	0	1	7	1	0

World Series Record

YEAR	CLUB	W-L	ERA	G	GS	CG	SHO	SV	IP	H	R	ER	HR	HB	BB	SO	WP	BK
2012	DET vs. SF	0-0	0.00	1	0	0	0	0	1.0	0	0	0	0	0	0	1	0	0

Career Fielding Record

YEAR	CLUB	POS	PCT.	G	GS	PO	A	E	TC	DP
2009	DETROIT	P	.947	31	31	11	25	2	38	1
2010	DETROIT	P	.960	27	27	9	15	1	25	3
2011	DETROIT	P	.947	31	31	15	21	2	38	4
2012	DETROIT	P	.894	31	31	12	30	5	47	0
2013	DETROIT	P	.973	32	29	15	21	1	37	2
2014	DETROIT	P	.897	32	31	18	17	4	39	2
	Career Totals	P	.933	184	180	80	129	15	224	12

Career Single-Game Highs

INNINGS PITCHED	9.0, 4 times, last 8/20/14 for DET at TB
LOW-HIT COMPLETE GAME	3, 2 times, last 8/20/14 for DET at TB
STRIKEOUTS	11, 5/28/13 for DET vs. PIT
HITS ALLOWED	12, 4 times, last 5/24/14 for DET vs. TEX
RUNS ALLOWED	9, 4 times, last 9/4/13 for DET at BOS
WALKS ALLOWED	6, 5/29/14 for DET at OAK
HOME RUNS ALLOWED	3, 9/4/13 for DET at BOS
WINNING STREAK	6, 4/20/14-5/17/14
EJECTIONS	8/11/09 at BOS (HP, B. O'Nora)
SCORELESS INNINGS STREAK	25.0, 6/15/14-7/1/14

40 HUMBERTO QUINTERO

CATCHER



Full Name: Humberto Quintero
Bats: Right **Throws:** Right **Height:** 5-10 **Weight:** 207
Opening Day Age: 35 (Turns 36 on August 2)
Born: August 2, 1979 in Maracaibo, VZ
Resides: Pearland, TX
Major League Service: 7 years, 85 days
Acquired: Signed by the Red Sox as a minor league free agent on January 21, 2015
Signed By: Mike Sgobba and Hector Rincones (White Sox)
Contract Status: Signed through 2015

Non-Roster Invitee

Career Highlights

- 👉 Entering his 19th professional season and 1st in the Red Sox organization.
- 👉 Has seen ML action with SD (2003-04), HOU (2005-11), KC (2012), PHI (2013), and SEA (2013-14).
- 👉 Has made 6 career Opening Day rosters (2007, 2009-13).
- 👉 Owns a career .990 fielding percentage in 454 games (393 starts) at catcher.
- 👉 Led the majors with a career-high 7 catcher pickoffs with HOU in 2010...Has picked off 17 runners in his career.
- 2014: Played in 3 games with the Mariners after spending the entire minor league season with Triple-A Tacoma.**
- 👉 Threw out 21 of 56 (37.5%) attempted base stealers with Tacoma.
- 👉 Was on the disabled list from 4/15-28.
- 👉 Hit .302 (19-for-63) in 21 games in May.
- 👉 Batted .403 (25-for-62) with a .565 SLG in July (17 G), hitting safely in his first 12 games of the month.
- 👉 Made 1st career pitching appearance on 7/20 at Salt Lake, walking 1 batter and inducing a ground ball double play in a scoreless 9th.
- 👉 Selected to the ML roster on 9/1 when rosters expanded.
- 👉 Made 3 appearances with the Mariners as a defensive replacement, catching a total of 7.0 innings.
- 2013: Made his 5th consecutive Opening Day roster...Combined with PHI (24 G) and SEA (22 G) to hit .237 (31-for-131) with 5 2B and 4 HR in 42 games (40 starts)...Also played in 8 games (8 GS) with Triple-A Lehigh Valley.**
- 👉 Caught 12 of 33 (36.4%) attempted base stealers in the majors and 5 of 8 (62.5%) with Lehigh Valley.
- 👉 Began the season with the Phillies, but was outrighted to Lehigh Valley on 5/3...Recalled by PHI on 5/20 and played in 17 more games with the club, going 4-for-8 with 4 RBI in his final 3 contests (7/5-13).
- 👉 Outrighted again on 7/26 and signed with the Mariners that day as a free agent.
- 👉 Hit .381 (8-for-21) with 3 R, 1 2B, 2 HR, and 4 RBI in his first 6 games with the Mariners (7/27-8/7).
- 👉 Provided the winning RBI in a 9-7 win vs. TOR on 8/7, breaking a 7-7 tie with a 2-run HR in the 5th inning.
- 2012: Made his 4th consecutive Opening Day roster, hitting .232 (32-for-138) with 12 2B, 1 HR, and 19 RBI in 43 games (40 starts) with KC...Also combined with Triple-A New Orleans (MIA) and Triple-A Nashville (MIL) to hit .245 (27-for-110) in 30 minor league games.**
- 👉 Threw out 17 of 49 (34.7%) attempted base stealers with KC and 10 of 22 (45.5%) in the minors.
- 👉 Acquired by the Royals along with OF Jason Bourgeois from the Astros in exchange for LHP Kevin Chapman and a player to be named later (OF D'Andre Toney) on 3/20.
- 👉 Went 4-for-7 with 3 2B in his first 2 games with the Royals and hit .323 (10-for-31) in his first 10 contests.
- 👉 Hit safely in 12 of 15 games from 5/6-6/1, recording 14 RBI in that span.
- 👉 Signed by the Marlins as a minor league free agent on 7/13 after being released by the Royals on 7/7.
- 👉 Appeared in only 5 games with New Orleans before being released on 7/25.
- 👉 Signed by the Brewers as a minor league free agent on 7/28 and played in 25 games with Nashville.
- 👉 Batted .333 (27-for-81) in 26 games with Zulia of the Venezuelan Winter League, hitting safely in his final 11 games with the club (.421, 16-for-38).
- 👉 Signed by the Phillies as a minor league free agent on 12/3.
- 2011: Set career highs in hits (63), 2B (12), RBI (25), and runs scored (22) in 77 games (73 starts) with the Astros, his 7th season with the club...Made the club's Opening Day roster for the 3rd consecutive year.**

Humberto Quintero, Continued

- 👉 Started at least 70 games at catcher for the 2nd consecutive season (74 in 2010).
- 👉 Ranked 2nd in the majors in catcher pickoffs (4)...Threw out 14 of 62 (22.6%) attempted base stealers.
- 👉 Drove in the go-ahead run in the Astros' last at-bat on 4/23 at MIL (2-run 2B) and on 7/16 vs. PIT (RBI 1B).
- 👉 Hit .308 (16-for-52) in his first 15 games of the season.
- 👉 Recorded the only stolen base of his ML career on 4/23 at MIL.
- 👉 Placed on the 15-day DL from 5/28-7/6 with a sprained right ankle...Played in 4 games during a rehab stint with Triple-A Oklahoma City (.286, 4-for-14).
- 👉 Produced a career-best 11-game hitting streak from 7/25-8/11 (.325, 13-for-40, 2B, HR, 6 RBI).
- 👉 Recorded multiple hits in 5 of 11 games from 8/22-9/12.

2010: Led all major league catchers with 7 pickoffs...Made HOU's Opening Day roster for the 3rd time in 4 years, spending the entire season with the Astros.

- 👉 Posted a .992 fielding percentage (5 E/615 TC) in 87 games (74 starts) behind the plate...Threw out 19 of 54 (35.2%) attempted base stealers.
- 👉 HOU went 15-4 over his final 19 starts of the season, beginning 8/19...Overall, the Astros went 41-33 in his starts.
- 👉 Hit .321 (9-for-28) during an 8-game hitting streak from 5/3-15.
- 👉 Recorded multiple hits in 4 straight games from 6/5-10 (9-for-16, 3 R, 3 2B, 2 HR, 4 RBI).
- 👉 Hit .342 (13-for-38) during a 14-game span from 8/14-9/10.

2009: Made his 2nd career Opening Day roster, hitting .236 (37-for-157) with 4 HR in 60 games with HOU.

- 👉 Threw out 12 of 26 (46.2%) attempted base stealers.
- 👉 Hit .315 (17-for-54) with a .383 OBP and .519 SLG in 21 day games.
- 👉 Played in only 4 games before being placed on the DL from 4/25-5/12 with a right shoulder strain...Started 4 games for Triple-A Round Rock while on a rehab assignment.
- 👉 Hit .354 (17-for-48) with 9 RBI from 5/13-6/27 (14 G), recording 6 multi-hit games in that span.
- 👉 Went 3-for-3 on 8/1 at STL.

2008: Appeared in 59 games over two stints with HOU after beginning the season with Triple-A Round Rock.

- 👉 Threw out 9 of 24 (37.5%) attempted base stealers with HOU and 11 of 28 (39.3%) in the minors.
- 👉 Played in only 1 game with Round Rock before being selected to the ML roster on 4/15...Went 2-for-4 with 1 2B in his season debut with the Astros on 4/17 at PHI...Outrighted back to Round Rock on 4/23.
- 👉 Selected to the ML roster on 6/6 and remained with HOU for the rest of the season.
- 👉 Placed on the DL on 7/2 with a concussion and missed 15 games...Played in 3 games with Double-A Corpus Christi during a rehab assignment...Reinstated on 7/22.
- 👉 Following the season, hit .273 (24-for-88) in 27 games with Zulia of the Venezuelan Winter League.

2007: Made his 1st career Opening Day roster, hitting .226 (12-for-53) in 29 games (15 starts) over 2 stints with the Astros...Also hit .333 (59-for-177) with a .497 SLG in 53 games with Triple-A Round Rock.

- 👉 Threw out 5 of 13 (38.5%) attempted base stealers in the majors.
- 👉 During his first stint with HOU, batted .237 (9-for-38) before being outrighted to Round Rock on 6/10.
- 👉 Hit .390 (46-for-118) with a .568 SLG for Round Rock after the All-Star break, including .412 (28-for-68) with a .676 SLG in August (21 G).
- 👉 Went 3-for-4 with 2 HR and 4 RBI on 8/7 vs. Salt Lake.
- 👉 Selected to the ML roster on 9/4 and played in 9 more games (4 starts) with the Astros.

2006: Played his final 11 games of the season with HOU as a September call-up, batting .333 (7-for-21) with 2 R, 2 2B, and 2 RBI...Spent the rest of his season with Triple-A Round Rock.

- 👉 Threw out 3 of 5 (60.0%) attempted base stealers with HOU and 22 of 65 (33.8%) in Triple-A.
- 👉 Hit .302 (19-for-63) with a .492 SLG in May (17 G)...Batted .317 (32-for-101) after the All-Star break, including .347 (25-for-72) with a .427 OBP in July (20 G).
- 👉 Recalled by HOU on 8/29 and hit safely in 6 of his 7 starts with the Astros (.350, 7-for-20)...Reached base 3 times on 9/25 at PHI (2-for-2, BB, R, 2B).
- 👉 Following the season, hit .302 (42-for-139) with a .475 SLG in 36 games for Zulia of the Venezuelan Winter League.

2005: Split the season between HOU (18 G) and Triple-A Round Rock (52 G) in his 1st year in the Astros organization.

- 👉 Threw out 18 of 37 (48.6%) attempted base stealers in the minors and 2 of 9 (22.2%) with HOU.
- 👉 Made 15 starts at catcher with the Astros, allowing no passed balls and committing only 1 E in 92 TC (.989).
- 👉 Began the season with Round Rock and hit .344 (33-for-96) during a 25-game stretch from 5/6-6/1.

Humberto Quintero, Continued

👉 Recalled by HOU on 6/2 and played in 5 games before going on the DL from 6/19-7/15 (appendectomy)...Made appearances with Round Rock (1 G) and Double-A Corpus Christi (4 G).

👉 Went 2-for-4 with a career-high 4 RBI on 7/18 at PIT, his 1st game back from the DL.

👉 Optioned to Round Rock on 8/31, but recalled by HOU again on 9/6.

👉 Made his 1st professional appearance at 1B on 9/14 vs. FLA after pinch-hitting in the 8th inning.

2004: Hit .250 (18-for-72) in 23 games (19 starts) over 3 stints with the Padres...Also hit .317 (82-for-259) with a .471 SLG in 68 games with Triple-A Portland.

👉 Hit .360 (9-for-25, 2 2B, HR) vs. LHP and .191 (9-for-47) vs. RHP with the Padres.

👉 Originally recalled from Portland on 6/21, appearing in 18 games with SD before being optioned back to the minors on 7/26...Hit safely in each of his first 5 games with the Padres (.500, 9-for-18, HR, 3 RBI) and in 8 of his first 9 (.424, 14-for-33, 3 2B, 2 HR, 6 RBI).

👉 Recalled for the 2nd time on 8/16, playing in 3 games with the Padres...Recalled for the 3rd time on 9/13 and appeared in the club's final 2 games.

👉 Rated by *Baseball America* as the best defensive catcher in the Padres organization following the season...Also ranked as the 13th-best prospect in the system.

2003: Made his ML debut as a September call-up with the Padres after spending the entire minor league season with Double-A Mobile...Named a Southern League postseason All-Star.

👉 Led Mobile in AVG (.298) and hits (115).

👉 Reached base safely via a hit or walk in 20 consecutive games from 6/24-7/20.

👉 Went 4-for-5 with 1 2B, 1 HR, and season-best 5 RBI on 8/25 vs. Chattanooga.

👉 Selected to the ML roster on 9/2 and made 7 starts at catcher with the Padres.

👉 Made ML debut on 9/3 vs. ARI, singling off Denny Reyes as a pinch hitter in the 7th inning.

👉 Made his 1st ML start on 9/9 vs. SF, going 1-for-3 with 1 BB and his 1st career RBI.

👉 Following the season, ranked by *Baseball America* as the 19th-best prospect in the Padres organization and the 20th-best in the Southern League.

2002: Combined with 4 teams in the CWS and SD organizations to hit .225 (76-for-338) in 108 minor league games.

👉 Spent the majority of the season with CWS's High-A Winston-Salem, batting .194 (31-for-160) with 12 RBI.

👉 Made his Triple-A debut, hitting .220 (9-for-41) in 15 games with CWS's Charlotte.

👉 Acquired by SD along with OF Alex Fernandez from CWS in exchange for INF D'Angelo Jimenez on 7/12...Spent the remainder of the season with Double-A Mobile.

👉 Rated the best defensive catcher in the Carolina League by *Baseball America*.

2001: Combined at 3 levels of the White Sox organization to hit .254 (94-for-370) in 108 games...Named a Midwest League All-Star with Single-A Kannapolis.

👉 Threw out 55.3% (26 of 47) of attempted base stealers to lead the South Atlantic League.

👉 Made his Double-A debut with Birmingham, recording a .211 AVG (4-for-19) and 2 RBI.

👉 Following the season, ranked by *Baseball America* as the 25th-best prospect in the White Sox organization.

👉 Played for Zulia in the Venezuelan Winter League.

2000: Combined with the Arizona League White Sox and Single-A Burlington to hit .266 (81-for-304) in 90 games...Named a Midwest League All-Star reserve...Hit .393 (22-for-56) in 15 AZL games.

👉 Caught 41.9% (39 of 93) of attempted base stealers, the best rate in the Midwest League.

👉 Placed on the DL with right elbow soreness on 7/28 and missed the remainder of the season.

👉 Following the season, named the best defensive catcher in the Midwest League and in the White Sox organization.

1999: Debuted in the United States with Rookie-level Bristol, hitting .277 (43-for-155) with 30 R and 15 RBI in 48 games.

1998: Batted .205 (15-for-73) in 30 games played during his 2nd season with the VSL White Sox.

1997: Made his professional debut with the VSL White Sox, producing a .262 AVG (11-for-42) in 24 games.

👉 Signed with the White Sox as a 17-year-old amateur free agent on 1/16/97.

Personal

👉 Married to Michelle...The couple has three daughters, Irianyelis, Heylin, and Hayven, and one son, Dylan.

👉 Attended Andres Bello High School in Maracaibo, VZ.

Humberto Quintero, Continued

Humberto Quintero's Career Record

YEAR	CLUB	AVG.	G	AB	R	H	2B	3B	HR	RBI	SH	SF	HB	BB	SO	SB	CS	E
1997	VSL White Sox	.262	24	42	4	11	2	0	0	0	0	1	0	5	9	1	0	-
1998	VSL White Sox	.205	30	73	6	15	1	0	0	1	0	0	3	3	12	0	0	-
1999	Bristol	.277	48	155	30	43	5	2	0	15	3	0	6	9	19	11	1	6
2000	Burlington	.238	75	248	23	59	12	2	0	24	4	2	3	15	31	10	6	8
	AZL White Sox	.393	15	56	13	22	2	2	0	8	0	0	2	0	3	1	0	3
2001	Kannapolis	.269	60	197	32	53	7	1	1	20	8	0	7	8	20	7	3	7
	Winston-Salem	.240	43	154	15	37	6	0	0	12	2	3	2	5	19	9	3	3
	Birmingham	.211	5	19	0	4	0	0	0	2	0	0	1	0	2	0	0	1
2002	Winston-Salem	.194	52	160	15	31	1	1	0	12	7	2	4	8	23	2	3	4
	Birmingham	.500	4	12	1	6	0	0	0	3	1	0	1	0	1	1	0	0
	Charlotte	.220	15	41	2	9	1	0	0	5	0	0	0	3	8	0	0	3
	Mobile	.240	37	125	11	30	8	0	1	14	1	0	3	5	12	0	3	5
2003	Mobile	.298	110	386	37	115	26	0	3	52	4	3	9	19	41	0	0	5
	SAN DIEGO	.217	12	23	1	5	0	0	0	2	0	0	0	1	6	0	0	1
2004	Portland	.317	68	259	36	82	25	0	5	30	1	1	5	8	18	0	0	6
	SAN DIEGO	.250	23	72	7	18	3	0	2	10	0	1	0	5	16	0	2	0
2005	Round Rock	.288	52	191	23	55	13	0	8	31	0	2	2	10	30	2	1	2
	HOUSTON	.185	18	54	6	10	1	0	1	8	2	0	0	1	10	0	0	1
	Corpus Christi	.182	4	11	0	2	1	0	0	1	0	0	0	1	2	0	0	0
2006	Round Rock	.298	82	292	39	87	21	2	4	37	1	3	7	19	48	4	0	4
	HOUSTON	.333	11	21	2	7	2	0	0	2	0	0	0	1	3	0	0	0
2007	HOUSTON	.226	29	53	2	12	2	0	0	1	0	0	2	2	13	0	0	2
	Round Rock	.333	53	177	22	59	12	1	5	22	5	0	2	4	21	0	0	2
2008	Round Rock	.237	32	118	13	28	2	2	3	18	0	0	1	5	15	0	2	6
	HOUSTON	.226	59	168	16	38	6	0	2	12	5	0	4	6	34	0	0	1
	Corpus Christi	.250	3	12	0	3	2	0	0	1	0	0	0	0	1	0	0	0
2009	HOUSTON	.236	60	157	11	37	8	1	4	14	0	0	4	7	41	0	0	5
	Round Rock	.100	4	10	0	1	0	0	1	0	0	2	0	4	4	0	0	0
2010	HOUSTON	.234	88	265	13	62	10	0	4	20	1	0	2	8	59	0	0	5
2011	HOUSTON	.240	79	262	22	63	12	1	2	25	1	2	1	6	53	1	0	5
	Oklahoma City	.286	4	14	1	4	1	0	0	0	0	0	1	0	5	0	0	1
2012	KANSAS CITY	.232	43	138	7	32	12	0	1	19	0	1	1	4	28	0	1	5
	New Orleans	.133	5	15	1	2	0	0	0	3	0	0	0	2	3	0	0	0
	Nashville	.263	25	95	9	25	8	0	1	12	1	1	2	1	21	0	0	2
2013	PHILADELPHIA	.250	24	64	3	16	4	0	2	9	0	0	1	3	15	0	0	4
	Lehigh Valley	.292	8	24	7	7	1	0	2	4	1	1	2	4	5	0	0	0
	SEATTLE	.224	22	67	5	15	1	0	2	4	2	0	0	3	15	0	0	1
2014	Tacoma	.290	73	259	29	75	17	3	4	27	6	2	2	7	49	2	3	6
	SEATTLE	.000	3	2	0	0	0	0	0	1	0	0	0	0	1	0	0	4
Major League Totals		.234	471	1346	95	315	61	2	20	127	11	4	15	47	294	1	3	30
Minor League Totals		.275	931	3145	369	865	175	16	37	355	45	21	67	141	422	50	27	78

2015
Red Sox

- 1997 Signed by the Chicago White Sox as an amateur free agent on 1/16
- 2002 Acquired by the San Diego Padres with OF Alex Fernandez in exchange for INF D'Angelo Jimenez on 7/12
- 2005 Acquired by the Houston Astros in exchange for RHP Tim Redding and cash considerations on 3/28
- 2005 On disabled list recovering from appendectomy, 6/19-7/15
- 2008 On disabled list with a concussion, 7/2-21
- 2009 On disabled list with a right shoulder strain, 4/25-5/11
- 2011 On disabled list with a sprained right ankle, 5/28-7/6
- 2012 Acquired by the Kansas City Royals with OF Jason Bourgeois in exchange for LHP Kevin Chapman and a player to be named later (OF D'Andre Toney) on 3/20
- 2012 Signed by the Miami Marlins as a minor league free agent on 7/13
- 2012 Signed by the Milwaukee Brewers as a minor league free agent on 7/28
- 2012 Signed by the Philadelphia Phillies as a minor league free agent on 12/3
- 2013 Signed by the Seattle Mariners as a free agent on 7/26
- 2014 Signed by the Seattle Mariners as a minor league free agent on 1/9
- 2015 Signed by the Boston Red Sox as a minor league free agent on 1/21

Additional Batting Statistics

YEAR	CLUB	OBP	SLG	OPS	TB	GDP
2003	SAN DIEGO	.250	.217	.467	5	0
2004	SAN DIEGO	.295	.375	.670	27	5
2005	HOUSTON	.200	.259	.459	14	3
2006	HOUSTON	.364	.429	.792	9	2
2007	HOUSTON	.281	.264	.545	14	2
2008	HOUSTON	.270	.298	.567	50	5
2009	HOUSTON	.286	.376	.662	59	8
2010	HOUSTON	.262	.317	.579	84	5
2011	HOUSTON	.258	.317	.575	83	10
2012	KANSAS CITY	.257	.341	.598	47	1
2013	PHILADELPHIA	.294	.406	.700	26	3
	SEATTLE	.257	.328	.586	22	3
2014	SEATTLE	.000	.000	.000	0	0
Major League Totals		.267	.327	.594	440	47

Career Fielding Record

YEAR	CLUB	POS	PCT.	G	GS	PO	A	E	TC	DP
2003	SAN DIEGO	C	.982	11	7	52	2	1	55	1
2004	SAN DIEGO	C	1.000	21	19	130	10	0	140	0
2005	HOUSTON	C	.989	16	15	86	5	1	92	0
	HOUSTON	1B	1.000	1	0	0	1	0	1	0
2006	HOUSTON	C	1.000	10	7	42	6	0	48	3
2007	HOUSTON	C	.982	26	15	97	13	2	112	0
2008	HOUSTON	C	.998	59	52	373	26	1	400	3
2009	HOUSTON	C	.987	59	51	358	36	5	399	6
2010	HOUSTON	C	.992	87	74	561	49	5	615	5
2011	HOUSTON	C	.992	77	73	541	43	5	589	9
2012	KANSAS CITY	C	.985	43	40	310	28	5	343	5
2013	PHILADELPHIA	C	.972	21	21	123	14	4	141	1
2013	SEATTLE	C	.994	21	19	158	12	1	171	3
2014	SEATTLE	C	1.000	3	0	4	0	0	4	0
	Career Totals	C	.990	454	393	2835	244	30	3109	36
		1B	1.000	1	0	0	1	0	1	0

Career Single-Game Highs

HITS	3, 7 times, last 9/12/11 for HOU vs. PHI
DOUBLES	2, 3 times, last 4/7/12 for KC at LAA
HOME RUNS	1, 20 times, last 8/7/13 for SEA vs. TOR
RBI	4, 7/18/05 for HOU at PIT
RUNS SCORED	2, 7 times, last 7/19/11 for HOU vs. WSH
WALKS	3, 7/1/10 for HOU at SD
STRIKEOUTS	3, 7 times, last 6/13/13 for PHI at MIN
STOLEN BASES	1, 4/23/11 for HOU at MIL
HITTING STREAK	11, 7/25/11-8/11/11
EJECTIONS	6/2/12 for KC vs. OAK (HP, Paul Schrieber)

Home Run Notes

MULTI-HOME RUN GAMES (0)
LEADOFF HOME RUNS (0)
GRAND SLAMS (0)
PINCH-HIT HOME RUNS (0)
EXTRA-INNING HOME RUNS (1)
7/17/11 for HOU vs. PIT off Chris Resop (11th)
GAME-ENDING HOME RUNS (0)
INSIDE-THE-PARK HOME RUNS (0)

RED SOX PLAYERS LOST IN EXPANSION DRAFTS

- 1960** – To Los Angeles Angels: Jerry Casale, RHP; Jim Fregosi, INF; Fred Newman, RHP; Ed Sadowski, C; To Washington Senators: Jim Mahoney, INF; Tom Sturdivant, RHP; Haywood Sullivan, C; Willie Tasby, OF
- 1968** – To Kansas City Royals: Jerry Adair, INF; Joe Foy, INF; Dave Morehead, RHP; To Seattle Pilots: Dick Baney, RHP; Gary Bell, RHP; Darrell Brandon, RHP
- 1976** – To Seattle Mariners: Steve Burke, RHP; Luis Delgado, OF; Rick Jones, LHP; Dick Pole, RHP; To Toronto Blue Jays: Ernie Whitt, C
- 1992** – To Colorado Rockies: Jody Reed, INF; Eric Wedge, C
- 1997** – To Arizona Diamondbacks: Jeff Suppan, RHP; To Tampa Bay Devil Rays: Jim Mecir, RHP

13 HANLEY RAMIREZ

LF



Full Name: Hanley Ramirez
Bats: Right **Throws:** Right **Height:** 6-2 **Weight:** 225
Opening Day Age: 31
Born: December 23, 1983 in Samana, DR
Resides: Samana, DR
Major League Service: 9 years, 14 days
Acquired: Signed as a free agent on November 25, 2014
Signed By: Levy Ochoa (Red Sox)
Contract Status: Signed through 2018

2015
Red Sox

Career Highlights

👉 In November, signed a 4-year contract with the Red Sox... Returns to the organization that signed him as an international free agent out of the Dominican Republic in 2000... Was the Red Sox' top prospect entering the 2003, 2004, and 2005 seasons...Made ML debut with 2 games for BOS in late 2005...The following offseason, was traded to the Marlins as part of a 7-player deal that brought Mike Lowell and Josh Beckett to the Red Sox.

👉 Veteran of 10 ML seasons between the Red Sox (2005), Marlins (2006-12), and Dodgers (2012-14) has a .300 AVG, .373 OBP, and .500 SLG with 191 HR and 261 SB in 1,223 career games.

👉 In first 9 full ML seasons from 2006-14, ranked among NL leaders in AVG (8th, .300), hits (4th, 1,403), SB (4th, 261), 2B (3rd, 303), HR (13th, 191), XBH (5th, 524), and RBI (16th, 654).

👉 Over the last 2 seasons from 2013-14, ranked 6th in the NL with a .306 AVG, 11th with a .382 OBP, and 6th in SLG (.525)...His .907 OPS in that time ranked 9th in the majors and 5th in the NL behind only Troy Tulowitzki (.974), Paul Goldschmidt (.946), Andrew McCutchen (.931), and Michael Cuddyer (.907)...Since being acquired by the Dodgers on 7/25/12, has hit .337 (92-for-273) with runners in scoring position.

👉 Converting to the OF this offseason...Previous primary position was SS, and also played 98 games at 3B, all in 2012.

👉 Earned starts as the NL's All-Star SS in 3 consecutive years from 2008-10.

👉 Named to the NL's Louisville Slugger Silver Slugger Team in back-to-back years in 2008 and 2009...In 2008, hit .301 with 33 HR and led the majors with 125 runs scored...In 2009, topped the NL with a .342 AVG, drove in a career-high 106 runs, and finished 2nd in NL MVP voting.

👉 Chosen as NL Rookie of the Year in 2006, when he led ML rookies with a .292 AVG, 185 hits, 11 3B, 74 XBH, 119 runs, and 51 SB in 158 games.

👉 Is the only major leaguer with at least 10 HR and 10 SB in each of the last 9 seasons beginning in 2006, his first full big league campaign.

👉 Joins Miguel Cabrera, Matt Holliday, and Albert Pujols as the only active major leaguers to begin the 2015 season with at least a .300 AVG and a .500 SLG in 5,000 or more PA.

👉 Hit at least 20 HR over each of his 1st 5 full ML seasons from 2006-10...Has totaled at least 20 HR and 20 SB in a season 5 times, 3rd most among active players behind Carlos Beltran (7) and Alex Rodriguez (6).

👉 Has hit .356 (16-for-45) with 7 XBH and 9 RBI in 13 career postseason games, all during the last 2 seasons since joining the Dodgers.

👉 Still among Marlins all-time leaders in games (4th, 943), hits (2nd, 1,103), AVG (2nd, .300), runs (2nd, 666), 2B (2nd, 232), 3B (3rd, 26), HR (3rd, 148), RBI (4th, 482), steals (2nd, 230), OBP (2nd, .374) and SLG (2nd, .499).

👉 Played for the Dominican Republic in the World Baseball Classic in both 2009 and 2013...The 2013 DR team won all 8 games en route to the WBC title.

2014: Hit .283 (127-for-449) with 35 2B, 13 HR, 71 RBI, 56 BB, and 14 SB in 128 games for the division-champion Dodgers as the club's primary SS.

MOST 20-HR/20-SB SEASONS AMONG ACTIVES

RK	Player	Seasons
1.	Carlos Beltran	7
2.	Alex Rodriguez	6
3.	Hanley Ramirez	5
4.	Carlos Gonzalez	4
	Jimmy Rollins	4
	Grady Sizemore	4

NL LEADERS IN HITS, 2006-14

RK	Player	Hits
1.	Matt Holliday	1,475
2.	David Wright	1,449
3.	Brandon Phillips	1,441
4.	Hanley Ramirez	1,403
5.	Jimmy Rollins	1,402

Hanley Ramirez, Continued

👉 Ranked 2nd among primary NL shortstops with a .283 AVG...Paced big league SS in OBP (.369), SLG (.448), and OPS (.817).

👉 Averaged 6.3 AB/RBI, the 10th-best mark in the NL.

👉 Hit .283 (98-for-346) against right-handers and .282 (29-for-103) against left-handed pitching.

👉 Had a .303 AVG/.393 OBP/.459 SLG line in 64 road games.

👉 Hit .321 with runners in scoring position, eighth best in the National League, and ranked 10th in the NL in both on-base percentage (.369) and RBI ratio (6.3 AB/RBI).

👉 Ranked 10th in the NL in OBP and had the 13th-fewest PA/BB (9.1) among NL qualifiers.

👉 Started 54 games in the No. 3 spot of the lineup...Also made starts batting 2nd (28), 4th (24), and 5th (15).

👉 Hit .321 (44-for-137) with RISP, 11th best in the NL...His 23 hits with RISP and 2 outs ranked 2nd in the NL, 1 shy of MIA's Casey McGehee (24).

👉 Placed on the 15-day DL with a right oblique strain on 8/10 (retro to 8/9).

👉 Matched single-game high for the 15th and 16th times with 2 HR on 4/6 vs. SF and 5/31 vs. PIT.

👉 Hit 1st career walk-off HR on 8/2 vs. CHC, a 3-run shot off Blake Parker in the 12th inning.

👉 Returned from the DL on 8/24 and hit .305 (29-for-95) in his remaining 28 regular season games.

👉 Hit .440 (22-for-50) over his last 16 contests beginning on 9/8 to raise his season-ending AVG from .263 to .283.

POSTSEASON: Hit .429 (6-for-14) with a 2B, 2 RBI, BB, and SB in the Dodgers' 4 NLDS games against the Cardinals.

2013: Had a career-best .345 AVG and knocked 20 HR in 86 games in an injury-shortened season... Was LAD's nominee for the Hank Aaron Award.

👉 Among major leaguers with at least 300 PA, ranked 1st in SLG (.638)...Among that group, led the NL in AVG (.345) and OPS (1.040), both 2nd in MLB to Miguel Cabrera (.348 AVG, 1.078 OPS).

👉 Averaged a HR every 15.2 AB, 6th best in the majors and 2nd in the NL (min. 300 AB).

👉 LAD went 51-26 (.662) in the 77 games he started and went 36-7 (.837) when he scored at least 1 run.

👉 Batted .368 (25-for-68) with RISP and .351 (46-for-131) with runners on base.

👉 Had 50+ PA and an AVG of at least .365 in June (.375, 24-for-64), July (.365, 38-for-104), and Sept. (.370, 20-for-54).

👉 Missed 52 games between 2 DL stints...Totalled 5 games with High-A Rancho Cucamonga over a pair of rehab stints.

👉 Started the season on the 15-day DL after having surgery on 3/22 to repair the ligament in his right thumb, an injury suffered while playing in the World Baseball Classic Championship for Team Dominican Republic.

👉 Reinstated to the Dodgers on 4/29 and played 4 games (.455, 5-for-11, 2 2B, HR) before returning to the 15-day DL on 5/4 with a left hamstring strain suffered on 5/3 at SF.

👉 Returned from 2nd DL stint on 6/4 and played in 48 of the club's next 51 games through 8/1, batting .364 (63-for-173).

👉 Posted a career-best 19-game hitting streak from 6/19-7/8 (.486, 36-for-74, 6 2B, 2 3B, 6 HR, 18 RBI), the longest streak by a Dodger in 2013...That stretch also began a career-long 36 consecutive games through 7/30 (.410 AVG, 59-for-144, 13 BB, HBP, .462 OBP).

POSTSEASON: Batted .323 (10-for-31) with 4 2B, 3B, HR, and 7 RBI in 9 postseason games as the Dodgers lost in the NLCS...Hit .500 (8-for-16) in the NLDS vs. ATL, tying the all-time record for a single Division Series with 6 XBH (4 2B, 3B, HR), along with STL's Jim Edmonds in 2000, HOU's Carlos Beltran in 2004, and STL's Matt Carpenter in 2014...Went 2-for-15 in NLCS play vs. STL while battling a rib fracture.

2012: Batted a combined .257 (155-for-604) with 24 HR and 92 RBI in 157 games with the Dodgers and Marlins.

👉 Acquired by LAD along with LHP Randy Choate from MIA on 7/25 in exchange for RHP Nathan Eovaldi and minor league RHP Scott McGough.

👉 Tied with Adrian Beltre, Hunter Pence, and Albert Pujols for the MLB lead with 19 game-winning RBI, including seven with the Dodgers.

👉 Finished T-15th in the NL with 92 RBI...Knocked in 44 runs with LAD, the 8th most RBI in the National League from 7/25 through the end of the season.

👉 Batted .338 (23-for-68) with RISP as a Dodger...Overall, went 5-for-11 (.455) with the bases loaded.

👉 Saw 97 games at 3B between the 2 clubs, his 1st career action at any defensive position other than SS.

👉 Hit .275 (61-for-222) as a SS and .249 (93-for-373) at 3B.

👉 Homered twice on 6/2 at PHI for the 12th multi-HR game of his career, passing Mike Lowell and Dan Uggla (11 each) for the most by a Marlin (since passed by Giancarlo Stanton).

2013 MLB SLUGGING PCT LEADERS (min. 300 PA)

RK	PLAYER	TEAM	SLG
1.	Hanley Ramirez	LAD	.638
2.	Miguel Cabrera	DET	.636
3.	Chris Davis	BAL	.634
4.	Carlos Gonzalez	COL	.591
5.	David Ortiz	BOS	.564

Hanley Ramirez, Continued

👉 Finished August ranked among the monthly NL leaders in HR (T-5th, 7) and RBI (2nd, 26) in 28 games...Batted .290 (31-for-110) during the month.

👉 On 7/25, became just the 4th Dodger to hit a 3B in his 1st PA with the club, 1st since Tyler Houston on 7/26/02 at SF.

👉 Hit the 150th HR of his career on 8/16 at PIT with a 2-run shot off A.J. Burnett.

👉 Reached 500 career RBI with a 3-RBI game on 8/12 at MIA.

👉 Following the season, played for Licey in the Dominican Winter League and for the Dominican Republic in the Caribbean Series.

2011: Had season cut short by 2 trips to DL, the 1st of his career...Batted a career-low .243 in 92 games.

👉 First injury was a left back strain that placed him on the 15-day DL from 6/5-6/14 (retro to 5/30), a stretch during which Marlins went just 2-13.

👉 Suffered a left shoulder sprain on 8/2 and was placed on the 15-day DL on 8/10 (retro to 8/3)...Transferred to the 60-day DL on 9/6, ending his season...Marlins went 17-34 during his 2nd stint on DL.

👉 Dr. James Andrews performed surgery to repair the shoulder on 9/15 in Pensacola, FL.

👉 Hit 4th for the 1st time in his career on 6/21 vs. LAA and batted .304 (42-for-138) with a .385 OBP, 23 runs, 9 2B, 6 HR, and 28 RBI in the last 37 games of the season, all from the cleanup spot.

👉 Became the 1st player in club history to hit a grand slam in the 1st inning from the 4th spot in the lineup on 6/2 at TEX (Source: Elias Sports Bureau)...Went deep again in the 7th inning for his 11th career multi-HR game to tie Mike Lowell and Dan Uggla for the franchise record.

👉 Recorded 1,000th career hit at CHC on 7/15.

👉 On 7/16 at CHC, recorded his 4th career game with 3 doubles, breaking a tie with Mike Lowell for most such games in club history.

👉 On 7/18 in make-up game at NYM, passed Jeff Conine for 2nd place in franchise history in hits, with 1,007.

2010: For the 4th straight season, batted .300 or better (.300) with 20 or more HR (21) and more than 20 SB (32).

👉 Voted the NL's starting SS at the All-Star Game for a 3rd straight season...Also picked up 2nd straight Silver Slugger Award.

👉 Ranked 2nd on the club with 92 runs and 163 hits, while ranking 3rd in 2B (28), HR, and RBI (76) in 142 games.

👉 Became just the 2nd player in club history to record 4 seasons with 30+ SB (also 2006-08).

👉 In a series at NYM from 8/24-26, tallied 10 hits in 15 AB...Was the 3rd Marlin to have 10 hits over 3 games, joining Luis Castillo (2003) and Preston Wilson in 2001 (Source: Elias Sports Bureau).

👉 Became the 1st NL SS to start 3 straight All-Star Games since Ozzie Smith was penciled in 10 straight years from 1983-92.

👉 Went 0-for-3 in the All-Star Game, held on 7/13 in LAA...Took 2nd place with 26 homers in his 1st appearance in the State Farm Home Run Derby, finishing behind David Ortiz (32 HR).

👉 On 8/7 vs. STL, hit a leadoff HR and delivered a walk-off hit in the 10th inning with an RBI double...Was the 1st player in franchise history to accomplish both feats in the same game...Was also his 1st career walk-off hit.

2009: Became the 1st Marlin to win a NL batting title with a .342 AVG...Named an All-Star for the 2nd straight year.

👉 Won 1st Silver Slugger Award with 24 HR and a career-high 106 RBI.

👉 Ranked among the NL leaders in hits (3rd, 197), runs (T-8th, 101), 2B (T-5th, 42), RBI (T-6th, 106), SB (T-6th, 27), OBP (6th, .410), and SLG (11th, .543).

👉 Batted .373 (57-for-153) with RISP, 3rd best in the NL, and .351 (94-for-268) with runners on base.

👉 Led the NL with a .352 AVG (147-for-418) against right-handers and had the majors' top road AVG at .353 (97-for-275).

👉 Named Marlins MVP by the South Florida chapter of the BBWAA for the 3rd consecutive year.

👉 Was the 10th SS in ML history (5th in NL) to win a batting title, marking 19th time overall a SS has accomplished the feat...Was the 1st NL SS to win the title since Dick Groat in 1960 (Source: Elias Sports Bureau).

👉 Drove in a run in 10 straight games from 6/21-7/1 to set a new club record...Also became the 1st NL SS ever with 10 consecutive games with an RBI.

👉 From 7/4-9/12, went 56 consecutive games without an error (219 chances).

👉 Went 0-for-3 as the leadoff hitter for the NL in the All-Star Game on 7/14 in STL.

👉 Hit in then-career-best 16 games in a row from 8/5-21 (.461, 35-for-76).

👉 Ranked 3rd in the NL with a .395 AVG (45-for-114) in 28 August games.

👉 With his HR on 9/6, became 4th-fastest shortstop (595 games) to reach 100 HR.

👉 Batted .357 (5-for-14) with the bases loaded and tied the club single-season record with 3 grand slams.

👉 Hit 1st career grand slam on Opening Day vs. WSH off Steven Shell...Was the 3rd Marlin in club history to hit an Opening Day grand slam...Also hit grand slams on 6/23 and 6/25, both vs. BAL.

2008: Hit a career-high 33 HR and batted .301 with 35 SB and 67 RBI for the Marlins.

☛ Led the NL with a career-high-tying 125 runs and ranked among NL leaders in AVG (13th), hits (T-10th, 177), HR (T-9th), BB (T-6th, 92), SB (T-7th), OBP (5th, .400), and SLG (7th, .540).

☛ Received 1st career All-Star nod, voted in as starting SS on the NL squad...Became the 1st Marlin to start the season with the team and be elected a starter (Gary Sheffield was voted a starter in 1993 after late-June trade from SD)...Went 2-for-3 with an error in 7/15 exhibition at Yankee Stadium.

☛ Earned NL Player of the Month honors for June (.298, 34-for-114, 27 R, 6 2B, 3B, 10 HR, 15 RBI)...Led the NL in runs, HR, and total bases (72) for the month.

☛ Had 23 HR and 23 SB at the All-Star break, just the 10th player (14th time) to accomplish the feat since 1963.

☛ Became 1st Marlin in franchise history to hit 25 HR and steal 25 bases in a single season more than once...Was also the 3rd Marlin to record 30+ SB in 3 consecutive seasons, joining Preston Wilson (2000) as only players to record 30 HR and 30 SB in a single season.

☛ Combined with Mike Jacobs (32) and Dan Uggla (32) to become only the 2nd infield trio in MLB history to each record 30+ HR in same season, joining the 2001 Oakland Athletics' Jason Giambi (38), Eric Chavez (32) and Miguel Tejada (31).

☛ On 6/29 vs. ARI and 6/30 vs. WSH, hit game-tying homers in 9th inning, with the Marlins going on to win both games...Was the 1st player to hit a game-tying HR in the 9th inning on consecutive days since MIN's Gary Gaetti from 5/17-18/89.

☛ Recorded 500th career hit on 7/4 at COL, becoming the fastest Marlin to 500 hits (397 games), breaking Juan Pierre's previous record of 398 games.

☛ Collected the only Marlins hit, a HR, on 6/26 vs. Tampa Bay...Was the 1st time in franchise history that the club's only hit in a 1-hitter was a HR.

2007: Had a career-high 212 hits in his 2nd full ML season...T-2nd most hits in the NL and marked the 2nd-most in Marlins history after Juan Pierre's 221 hits in 2004.

☛ Batted .332 with 29 HR and 81 RBI...Also ranked 3rd in the NL with 51 SB, matching his career-high total for a 2nd straight season.

☛ T-3rd in the NL with a career-high 48 doubles.

☛ His career-high .562 SLG ranked 8th in the NL...Was T-4th in the NL with 83 XBH, tied with Dan Uggla for the club lead.

☛ Established a single-season club record and ranked 2nd in the NL with 125 runs.

☛ Had 81 XBH as a SS while PHI's Jimmy Rollins had 88...Prior to 2007, the only NL player with 81 or more XBH as a SS was Ernie Banks, who did it twice: 1955 (82) and 1958 (81).

☛ Batted .399 (59-for-148) against left-handers, the 3rd-highest mark in the NL.

☛ Hit 1st career pinch-hit HR on 7/3 at SD.

☛ Hit .424 (36-for-85) with 6 HR and 21 RBI in 22 games in July, then the 2nd-highest AVG for a Marlins player in a single month (Preston Wilson, .431 in July 1999).

☛ Went 4-for-4 with 2 2B and a SB on 4/2 at WSH, becoming the 3rd player in the previous 50 years to have 4+ hits and score 4+ runs or more runs in a 9-inning season opener.

2006: Named NL Rookie of the Year in 1st full ML season and 1st season with the Marlins.

☛ Chosen as NL Rookie of the Year in 2006, when he led ML rookies in AVG (.292), hits (185), 3B (11), XBH (74), runs (119), and SB (51) in 158 games.

☛ His .292 was the highest rookie mark since NYY's Robinson Cano hit .297 in 2005 and highest in the NL since COL's Aaron Miles hit .293 in 2004.

☛ His 185 hits were the most by an NL rookie since Albert Pujols had 194 in 2001.

☛ Had the most runs by an NL rookie since Dick Allen scored 125 in 1964...Since 1956, only 3 NL rookies had scored more runs: CIN's Vada Pinson (131, 1959), PHI's Dick Allen (125, 1964), and CIN's Frank Robinson (122, 1956).

☛ His 46 doubles were the 6th-highest total for a rookie in MLB history.

☛ Became the 5th MLB player since 1900 to hit 45+ doubles and have 50+ SB, joining DET's Ty Cobb (47 2B, 83 SB in 1911), BOS' Tris Speaker (53 2B, 52 SB in 1912), STL's Lou Brock (46 2B, 62 SB in 1968), and HOU's Craig Biggio (51 2B, 50 SB in 1998).

☛ Became the 1st NL rookie to score at least 110 runs with at least 50 SB...Joined SEA's Ichiro Suzuki (127 R, 56 SB in 2001) as the only rookies since 1900 with 115 or more runs and 50 or more SB.



Hanley Ramirez

Hanley Ramirez, Continued

- 👉 Became the second NL rookie ever to hit 17 HR while playing at least 100 games at SS, joining CHC Ernie Banks (19 HR in 1954).
- 👉 Hit 7 leadoff HR, tying BOS' Nomar Garciaparra (1997) for the ML record by a rookie...Established NL rookie record with his 6th leadoff HR on 9/24 at PHI.
- 👉 Became 2nd ML rookie ever to hit 10 or more HR and steal 50 or more bases, joining PHI's Juan Samuel (15 HR, 72 SB in 1984).
- 👉 Joined Garciaparra (30 HR, 122 R in 1997) as the only rookie SS ever to hit at least 15 HR and score at least 100 runs.
- 👉 Was the 1st Marlins' player to record double-digit totals in 3B (11), HR (17), and SB (51), and the 1st ML rookie to do so since Jimmy Rollins in 2001 (12 3B, 14 HR, 46 SB).
- 👉 Joined teammate Dan Uggla (105 R) to become second pair of rookie teammates ever to score 100 runs each, along with DET's Dale Alexander (110) and Roy Johnson (128) in 1929.
- 👉 Was the Marlins' Opening Day SS on 4/3 at HOU, his 1st ever start...Recorded 1st ML hit with a single in the 1st inning off Roy Oswalt.
- 👉 Slugged 1st big league HR off Eric Milton on 4/18 at CIN...Homered in his first 2 AB of that game in the 1st and 2nd innings.
- 👉 Led all ML players with 43 hits in September, the 1st rookie since BOS' Dave Stapleton in 1980 to lead MLB in hits in September.

2005: Spent majority of the season with Double-A Portland before making ML debut in 2 games as a September call-up.

- 👉 Recalled by the Red Sox on 9/19 and made ML debut on 9/20 at TB as a defensive replacement.
- 👉 Debuted on 9/20 in BOS' 15-2 win at TB.
- 👉 Went 0-for-2 with 2 strikeouts at the plate in the 2 games.
- 👉 Led Portland with 26 SB while batting .271 with 21 2B, 6 HR, and 52 RBI in 122 games.
- 👉 Batted .330 (35-for-106) with RISP.
- 👉 Following the season, ranked by *Baseball America* as Boston's top prospect for a 3rd straight season.
- 👉 On 11/24, traded to the Marlins along with RHPs Jesus Delgado, Harvey Garcia, and Anibal Sanchez in exchange for 3B Mike Lowell and RHPs Josh Beckett and Guillermo Mota.

2004: Spent most of the season with High-A Salem and Double-A Portland...Also played 6 games for the Rookie-level Gulf Coast League Red Sox, combining for a .314 AVG (122-for-388), 6 HR, and 46 RBI.

- 👉 Earned Player of the Year honors for Sarasota and was a Florida State League midseason All-Star.
- 👉 Ended the year as Boston's best prospect, according to *Baseball America*.

2003: Ranked 5th in the Single-A South Atlantic League with 36 SB, batting .275 with 8 HR and 50 RBI in 111 games for Augusta.

- 👉 After the season, ranked by *Baseball America* as the Red Sox' top prospect.
- 👉 **2002: Combined to hit .352 (92-for-261) with 20 2B, 5 3B, 7 HR, 45 RBI, and 12 SB between the Rookie-level Gulf Coast Red Sox and Short-A Lowell.**
- 👉 Led the GCL in SLG (.555), was 2nd in AVG (.341), and T-3rd in HR (6)...Selected as a GCL All-Star and to *Baseball America's* Rookie League All-Star Team.
- 👉 Named Lowell's Player of the Year after hitting .371 with 19 RBI in 22 games following his 8/10 promotion.

- 👉 **2001: Named the Red Sox' Dominican Summer League Player of the Year in his professional debut.**
- 👉 Hit .345 (68-for-197) in 54 games.

Personal

- 👉 Married to Elizabeth and has 3 children: sons Hanley Jr. and Hansel, and daughter Hailey.
- 👉 Attended Adbentista High School in the DR.

In the Community

Hanley works closely with the Ministry-of-Giving non-profit organization in Weston, FL...Through their combined efforts, Hanley has assisted children in Santo Domingo and Samana in the Dominican Republic by donating school supplies to students in need every August, and distributing toys to underprivileged children on the Three Kings Day holiday each January...Since joining the Red Sox, Hanley was on hand for the club's inaugural Baseball Winter Weekend, where he took part in autograph and photo sessions with fans.

Hanley Ramirez's Career Record

YEAR	CLUB	AVG.	G	AB	R	H	2B	3B	HR	RBI	SH	SF	HB	BB	SO	SB	CS	E
2001	DSL Red Sox	.345	54	197	32	68	18	2	5	34	0	3	4	15	22	13	4	-
2002	GCL Red Sox	.341	45	164	29	56	11	3	6	26	0	2	2	16	15	8	6	20
	Lowell	.371	22	97	17	36	9	2	1	19	0	2	2	4	14	4	3	7
2003	Augusta	.275	111	422	69	116	24	3	8	50	5	3	2	32	73	36	13	36
2004	GCL Red Sox	.400	6	20	5	8	0	1	0	7	0	2	2	2	3	1	0	3
	Sarasota	.310	62	239	33	74	8	4	1	24	2	1	4	17	39	12	7	16
	Portland	.310	32	129	26	40	7	2	5	15	0	0	0	10	26	12	3	3
2005	Portland	.271	122	465	66	126	21	7	6	52	5	3	7	39	62	26	13	22
	BOSTON	.000	2	2	0	0	0	0	0	0	0	0	0	0	2	0	0	0
2006	FLORIDA	.292	158	633	119	185	46	11	17	59	5	2	4	56	128	51	15	26
2007	FLORIDA	.332	154	639	125	212	48	6	29	81	4	4	7	52	95	51	14	24
2008	FLORIDA	.301	153	589	125	177	34	4	33	67	0	4	8	92	122	35	12	22
2009	FLORIDA	.342	151	576	101	197	42	1	24	106	1	5	9	61	101	27	8	10
2010	FLORIDA	.300	142	543	92	163	28	2	21	76	0	5	7	64	93	32	10	16
2011	Jupiter	.476	6	21	6	10	1	1	0	4	0	0	0	1	2	1	0	1
	FLORIDA	.243	92	338	55	82	16	0	10	45	1	0	2	44	66	20	10	14
2012	MIAMI	.246	93	353	49	87	18	2	14	48	0	2	3	37	72	14	4	9
	LOS ANGELES (NL)	.271	64	251	30	68	11	2	10	44	0	1	3	17	60	7	3	6
2013	Rancho Cuca.	.333	5	15	1	5	2	0	0	6	0	1	0	1	3	0	0	0
	LOS ANGELES (NL)	.345	86	304	62	105	25	2	20	57	0	2	3	27	52	10	2	13
2014	LOS ANGELES (NL)	.283	128	449	64	127	35	0	13	71	0	1	6	56	84	14	5	16
Major League Totals		.300	1223	4677	822	1403	303	30	191	654	11	26	52	506	875	261	83	147
Minor League Totals		.305	465	1769	284	539	101	25	32	237	12	17	23	137	259	113	49	108
Red Sox Totals		.000	2	2	0	0	0	0	0	0	0	0	0	2	0	0	0	0

Hanley Ramirez

- 2000 Signed by the Boston Red Sox as a non-drafted free agent on 7/2
- 2005 Acquired by the Florida Marlins with RHP Harvey Garcia, RHP Anibal Sanchez and RHP Jesus Delgado in exchange for RHP Josh Beckett, IF Mike Lowell and RHP Guillermo Mota on 11/24
- 2011 On the disabled list with a strained left lower back, 5/30-6/13
- 2011 On the disabled list with a sprained left shoulder, 8/3 through remainder of season
- 2012 Acquired by the Los Angeles Dodgers with LHP Randy Choate in exchange for RHP Nathan Eovaldi and RHP Scott McGough on 7/25
- 2013 On the disabled list recovering from right thumb surgery, 3/22-4/29
- 2013 On the disabled list with a left hamstring strain, 5/4-6/3
- 2014 Signed by the Boston Red Sox as a free agent on 11/25

Additional Batting Statistics

YEAR	CLUB	OBP	SLG	OPS	TB	GDP
2005	BOSTON	.000	.000	.000	0	0
2006	FLORIDA	.353	.480	.833	304	7
2007	FLORIDA	.386	.562	.948	359	10
2008	FLORIDA	.400	.540	.940	318	5
2009	FLORIDA	.410	.543	.954	313	9
2010	FLORIDA	.378	.475	.853	258	14
2011	FLORIDA	.333	.379	.712	128	6
2012	MIAMI	.322	.428	.749	151	11
	LOS ANGELES (NL)	.324	.450	.774	113	6
2013	LOS ANGELES (NL)	.402	.638	1.040	194	5
2014	LOS ANGELES (NL)	.369	.448	.817	201	10
Major League Totals		.373	.500	.873	2339	83

Division Series Record

YEAR	CLUB	AVG.	G	AB	R	H	2B	3B	HR	RBI	SH	SF	HB	BB	SO	SB	CS	E
2013	LAD vs. ATL	.500	4	16	4	8	4	1	1	6	0	0	0	2	2	1	0	0
2014	LAD vs. STL	.429	4	14	2	6	1	0	0	2	0	0	1	1	0	1	0	0
Division Series Totals		.467	8	30	6	14	5	1	1	8	0	0	1	3	2	2	0	0

Championship Series Record

YEAR	CLUB	AVG.	G	AB	R	H	2B	3B	HR	RBI	SH	SF	HB	BB	SO	SB	CS	E
2013	LAD vs. STL	.133	5	15	1	2	0	0	0	1	0	0	1	3	5	0	0	0

All-Star Game Record

YEAR	CLUB	AVG.	G	AB	R	H	2B	3B	HR	RBI	SH	SF	HB	BB	SO	SB	CS	E
2008	NL at NYY	.667	1	3	1	2	0	0	0	0	0	0	0	0	1	0	0	1
2009	NL at STL	.000	1	3	0	0	0	0	0	0	0	0	0	0	0	0	0	0
2010	NL at LAA	.000	1	3	0	0	0	0	0	0	0	0	0	0	0	0	0	0
All-Star Game Totals		.222	3	9	1	2	0	0	0	0	0	0	0	0	1	0	0	1

World Baseball Classic Record

YEAR	CLUB	AVG.	G	AB	R	H	2B	3B	HR	RBI	SH	SF	HB	BB	SO	SB	CS	E
2009	Dom. Rep.	.222	3	9	0	2	0	0	0	1	0	1	0	2	1	0	0	1
2013	Dom. Rep.	.227	8	22	3	5	0	0	2	3	0	1	0	7	2	0	2	0
WBC Totals		.226	11	31	3	7	0	0	2	4	0	2	0	9	3	0	2	1

Hanley Ramirez, Continued

Career Fielding Record

YEAR	CLUB	POS	PCT.	G	GS	PO	A	E	TC	DP
2005	BOSTON	SS	1.000	2	0	0	1	0	1	0
2006	FLORIDA	SS	.963	154	153	258	411	26	695	111
2007	FLORIDA	SS	.963	151	150	225	392	24	641	98
2008	FLORIDA	SS	.967	150	150	236	401	22	659	89
2009	FLORIDA	SS	.983	146	144	221	349	10	580	77
2010	FLORIDA	SS	.971	140	140	200	342	16	558	78
2011	FLORIDA	SS	.957	86	86	127	188	14	329	38
2012	MIAMI	3B	.954	90	89	66	122	9	197	20
	LOS ANGELES (NL)	3B	1.000	8	8	3	15	0	18	0
		SS	.974	57	56	72	150	6	228	35
2013	LOS ANGELES (NL)	SS	.960	76	75	105	210	13	328	43
2014	LOS ANGELES (NL)	SS	.961	115	115	148	246	16	410	53
Career Totals		3B	.958	98	97	69	137	9	215	20
		SS	.967	1077	1069	1592	2690	147	4429	622

Career Single-Game Highs

HITS	5, 7/10/08 for FLA at LAD
DOUBLES	3, 4 times, last 7/16/11 for FLA at CHC
HOME RUNS	2, 8 times, last 5/31/14 for LAD vs. PIT
RBI	5, 3 times, last 5/31/14 for LAD vs. PIT
RUNS SCORED	4, 2 times, last 5/31/14 for LAD vs. PIT
WALKS	2, 3 times, last 4/14/11 for FLA at ATL
STRIKEOUTS	3, 2 times, last 8/11/09 for FLA vs. HOU
STOLEN BASES	2, 8 times, last 9/29/12 for LAD vs. COL
HITTING STREAK	19, 6/19/13-7/8/13
EJECTIONS	None

Home Run Notes

MULTI-HOME RUN GAMES (8)

3-HOME RUN GAMES (0)

2-HOME RUN GAMES (8)

7/6/07 for FLA at LAD
 9/11/07 for FLA vs. WAS
 6/8/08 for FLA vs. CIN
 5/2/10 for FLA vs. WAS
 7/2/11 for FLA at TEX
 9/19/13 for LAD at ARI
 4/6/14 for LAD vs. SF
 5/31/14 for LAD vs. PIT

LEADOFF HOME RUNS (25)

4/18/06 for FLA at CIN off Eric Milton
 7/2/06 for FLA vs. BOS off Jon Lester
 7/17/06 for FLA vs. WSH off Tony Armas
 7/18/06 for FLA vs. WSH off Mike O'Connor
 8/22/06 for FLA vs. WSH off Jason Bergmann
 9/24/06 for FLA at PHI off Jamie Moyer
 9/27/06 for FLA vs. CIN off Chris Michalak
 4/17/07 for FLA at HOU off Roy Oswalt
 7/6/07 for FLA at LAD off Chad Billingsley
 8/4/07 for FLA vs. HOU off Jason Jennings
 8/7/07 for FLA at PHI off Jamie Moyer
 8/12/07 for FLA at NYM off Oliver Perez
 8/18/07 for FLA vs. SF off Matt Cain
 9/8/07 for FLA at PHI off John Ennis
 9/11/07 for FLA vs. WSH off Mike Bacsik
 4/5/08 for FLA vs. PIT off Paul Maholm
 4/23/08 for FLA at ATL off Jeff Bennett
 4/26/08 for FLA at MIL off Carlos Villanueva
 6/5/08 for FLA at ATL off Jair Jurrjens
 6/10/08 for FLA vs. PHI off Brett Myers
 7/4/08 for FLA at COL off Greg Reynolds
 8/16/08 for FLA vs. CHC off Sean Marshall
 9/17/08 for FLA vs. HOU off Brandon Backe
 9/24/08 for FLA at WSH off Tim Lincecum
 8/7/10 for FLA vs. STL off Jake Westbrook

GRAND SLAMS (5)

4/6/09 for FLA vs. WSH off Steven Shell
 6/23/09 for FLA vs. BAL off Danys Baez
 6/25/09 for FLA vs. BAL off Chris Ray
 6/29/10 for FLA vs. NYM off Hisanori Takahashi
 7/2/11 for FLA at TEX off Derek Holland

PINCH-HIT HOME RUNS (1)

7/3/07 for FLA at SD off Greg Maddux

EXTRA-INNING HOME RUNS (4)

7/10/08 for FLA at LAD off Brian Falkenberg (11th)
 7/27/12 for LAD at SF off Sergio Romo (10th)
 7/10/13 for LAD at ARI off Josh Collmenter (14th)
 8/2/14 for LAD vs. CHC off Blake Parker (12th)

GAME-ENDING HOME RUNS (1)

8/2/14 for LAD vs. CHC off Blake Parker

INSIDE-THE-PARK HOME RUNS (1)

9/27/06 for FLA vs. CIN off Todd Coffey

66 NOE RAMIREZ

RHP



Full Name: Noe Ramirez
Bats: Right **Throws:** Right **Height:** 6-3 **Weight:** 205
Opening Day Age: 25
Born: December 22, 1989 in Los Angeles, CA
Resides: Los Angeles, CA
Major League Service: None
Acquired: Selected in the 4th round of the June 2011 Draft
Signed By: Jim Woodward (Red Sox)
Contract Status: Signed through 2015

Noe
Ramirez

Non-Roster Invitee

Career Highlights

🔥 Entering 4th professional season and 2nd in Major League Spring Training camp...Signed as a 4th-round selection in the 2011 June Draft.

🔥 Has 213 strikeouts in 227.2 career minor league innings over three seasons in the Red Sox system (8.4 SO/9.0 IP).

🔥 Owns a 2.27 ERA (36 ER/143.0 IP) over the past two seasons, pitching exclusively out of the bullpen.

🔥 In 2014, named to the Eastern League's mid-season All-Star team...Led EL relievers in fewest base runners allowed per 9.0 IP (10.0) and topped Red Sox farmhands with 18 saves.

🔥 Was named by *Baseball America* as having the best changeup in the Red Sox system after being drafted in 2011.

🔥 Participated in the 2014 Red Sox Rookie Development Program.

2014: Spent the entire season with Double-A Portland and named an Eastern League mid-season All-Star.

🔥 Converted 18 saves in 21 chances...His 18 saves led Red Sox farmhands and T-3rd in the Eastern League... Recorded 7 saves of at least 2.0 IP.

🔥 Led EL relievers in fewest base runners per 9.0 IP (10.0), had the 3rd-best opponent AVG (.230), and 4th-lowest rate of unintentional walks allowed per 9.0 IP (2.0).

🔥 Led the Sea Dogs in appearances (42) and games finished (31) and topped club relievers in WHIP (1.07).

🔥 Did not allow a HR all season...His 67.1 innings were the most without a HR among all minor leaguers above Single-A.

🔥 Made 30 scoreless appearances...Allowed only 3 of 15 inherited runners to score.

🔥 Produced a 0.59 ERA (2 ER/30.1 IP) and .175 opponent AVG (18-for-103) during a span of 18 outings from 4/29-7/6, including a 14.1-inning scoreless streak over the first 8 games of that stretch through 5/29.

🔥 Also allowed 0 ER during a span of 14.0 IP from 6/7-7/11 (9 G)...Recorded a save in each of his final 5 appearances from 8/19-31.

🔥 Pitched in one playoff game for the Sea Dogs and took the loss despite allowing 0 ER in 1.1 IP (3 total runs).

2013: Converted to relief and posted a 2.38 ERA (20 ER/75.2 IP) between High-A Salem (21 games) and Double-A Portland (15 games).

🔥 Averaged 8.9 SO/9.0 IP (75 SO) while issuing just 17 walks.

🔥 Went at least 1.0 inning in 35 of his 36 appearances...Went at least 2.0 innings 27 times and 3.0+ IP on 8 occasions.

🔥 Recorded 6 saves in 9 chances in 1st pro season out of the bullpen.

🔥 Held opponents to a .236 AVG (63-for-267), including a .217 AVG/.271 OBP/.283 SLG line against right-handed hitters...Allowed just 8 extra-base hits (6 2B, 3B, HR) in 166 at-bats vs. RHB.

🔥 With runners on base, allowed just a .206 AVG (26-for-126).

🔥 Earned both wins with Salem in back-to-back appearances on 5/31 vs. Myrtle Beach (1 R/2.0 IP) and 6/3 vs. Winston-Salem (0 R/2.2 IP).

🔥 Notched 1st career save with a perfect inning in the 2nd game of a doubleheader on 6/16 vs. Lynchburg.

🔥 Did not allow a run in his last 5 outings (9.2 IP) with Salem before a promotion to Portland on 6/29.

🔥 At the time of his promotion, had the 3rd-best ERA (2.11) and WHIP (1.06) among Carolina League pitchers with at least 40.0 innings.

🔥 Went on to strike out 31 batters in 28.2 innings with the Sea Dogs.

🔥 His 0.97 WHIP for Portland ranked 5th in the Eastern League among pitchers with at least 25.0 IP from 7/1 through the end of the season.

Noe Ramirez, Continued

- 🔥 Earned 5 saves and 1 win in 6 save chances with the Sea Dogs, all in his last 10 appearances beginning 7/24.
- 🔥 Named Red Sox Minor League Relief Pitcher of the Month for July, his 1st full month at Double-A...Collected 2 saves with a 1.84 ERA (3 ER/14.2 IP) and 15 strikeouts in 6 outings during the month.
- 🔥 Following the season, made 10 appearances for Surprise of the Arizona Fall League, helping the Saguaros to the AFL championship...Went 1-0 with 2 saves and ranked 8th in the AFL with a 1.93 ERA (3 ER/14.0 IP)...Struck out 11 batters and had the league's 4th-best WHIP (0.86).
- 2012: Spent the season at Single-A Greenville in his pro debut, making 16 starts.**
- 🔥 Struck out 8.7 batters per 9.0 IP (82 SO/84.2 IP).
- 🔥 Held left-handed batters to a .216 AVG (25-for-116).
- 🔥 Tossed 5.0 perfect innings with 5 strikeouts in his pro debut on 6/10 at Hickory.
- 🔥 Fanned a season-high 9 batters on 7/29 at Greensboro.
- 🔥 Entered the season rated by *Baseball America* as having the best changeup in the Red Sox system.

Personal

- 🔥 First name is pronounced "no-EH".
- 🔥 Went 8-4 with a 1.69 ERA (17 ER/90.2 IP) and 103 strikeouts while holding opponents to a .179 AVG in 14 appearances (13 starts) as a junior at California State University-Fullerton in 2011...Earned 2nd-Team All-American honors from Collegiate Baseball and named All-Big West Conference 1st Team.
- 🔥 Played for USA Baseball's Collegiate National Team in 2010, earning the silver medal at the V FISU World University Baseball Championships in Japan.

In the Community

Noe was involved in local community outreach through his participation in the Red Sox 2014 Rookie Development program, including visiting Boston Children's Hospital and painting murals at the McKinley Middle School in Boston with members of the Red Sox Scholars program.

Noe Ramirez's Career Record

YEAR	CLUB	W-L	ERA	G	GS	CG	SHO	SV	IP	H	R	ER	HR	HB	BB	SO	WP	BK
2012	Greenville	2-7	4.15	16	16	0	0	0	84.2	89	43	39	12	3	19	82	2	1
2013	Salem	2-1	2.11	21	0	0	0	1	47.0	41	13	11	0	4	9	44	3	0
	Portland	1-1	2.83	15	0	0	0	5	28.2	22	9	9	4	2	8	31	0	0
2014	Portland	2-1	2.14	42	0	0	0	18	67.1	56	17	16	0	3	16	56	6	1
Minor League Totals		7-10	2.97	94	16	0	0	24	227.2	208	82	75	16	12	52	213	11	2

2011 Signed by the Boston Red Sox as a fourth-round selection in the June Draft

HOW THEY WERE OBTAINED – 2015 RED SOX 40-MAN ROSTER

Amateur Draft Picks (12): Barnes (2011-1st round), Betts (2011-5th round), Bradley Jr. (2011-compensation round), Brentz (2010-compensation round), Buchholz (2005-compensation round), Cecchini (2010-4th round), Coyle (2010-3rd round), Pedroia (2004-2nd round), Shaw (2011-9th round), Swihart (2011-1st round), Vazquez (2008-9th round), Workman (2010-2nd round).

By Trade (13): Craig (From Cardinals, July 2014), Escobar (From Giants, July 2014), Hanigan (From Padres, Dec. 2014), Hembree (From Giants, July 2014), Holt (From Pirates, Dec. 2012), Kelly (From Cardinals, July 2014), Miley (From Diamondbacks, Dec. 2014), Porcello (From Tigers, Dec. 2014), Rodriguez (From Orioles, July 2014), Ross Jr. (From Rangers, Jan. 2015), Spruill (From Diamondbacks, Dec. 2014), Varvaro (From Braves, Dec. 2014), Wright (From Indians, July 2012).

Free Agents (12): Breslow (Jan. 2015), Layne (Nov. 2013), Masterson (Dec. 2014), Mujica (Dec. 2013), Napoli (Jan. 2013), Nava (Jan. 2008), Ogando (Jan. 2015), Ortiz (Jan. 2003), Ramirez (Nov. 2014), Sandoval (Nov. 2014), Uehara (Oct. 2014), Victorino (Dec. 2012).

International Free Agents (3): Bogaerts (Aug. 2009), Castillo (Aug. 2014), Tazawa (Dec. 2008).

79 EDUARDO RODRIGUEZ

LHP



Full Name: Eduardo Jose Rodriguez
Bats: Left **Throws:** Left **Height:** 6-2 **Weight:** 210
Opening Day Age: 21 (Turns 22 on April 7)
Born: April 7, 1993 in Valencia, VZ
Resides: Valencia, VZ
Major League Service: None
Acquired: From Baltimore in exchange for LHP Andrew Miller on July 31, 2014
Signed By: Calvin Maduro (Orioles)
Contract Status: Signed through 2015

Eduardo Rodriguez

Career Highlights

- 🔥 Entering his 1st full season in the Red Sox organization after being acquired from the Orioles via trade on 7/31/14...Spent the first 4-plus years of his professional career in Baltimore's system (2010-14).
- 🔥 Ranked by *Baseball America* as the No. 4 prospect in the Red Sox system and as possessing the best fastball among Sox minor leaguers...Also enters the year as the No. 59 prospect in baseball.
- 🔥 Has a 3.26 ERA in 93 games (92 starts) over 5 full minor league seasons between the Orioles (2010-14) and Red Sox (2014) organizations...In 486.1 innings, has recorded 418 strikeouts and allowed only 437 hits (.240 opponent AVG).
- 🔥 Played in the 2013 MLB All-Star Futures Game as an Orioles farmhand.
- 🔥 Participated in the Red Sox Rookie Development program prior to the 2015 season.
- 2014: Acquired by the Red Sox at the trade deadline...Spent the regular season in the Double-A Eastern League between the Orioles' Bowie affiliate and Double-A Portland, going 6-8 with a 3.60 ERA (48 ER/120.0 IP) and 108 strikeouts in 22 combined starts.**
- 🔥 Ranked 3rd among EL leaders with 8.1 SO/9.0 IP and was 10th in ERA.
- 🔥 Held left-handed hitters to a .216 AVG (29-for-134) without a HR.
- 🔥 Began the year with BAL's Double-A Bowie...In 16 starts, went 3-7 with a 4.79 ERA (44 ER/82.2 IP).
- 🔥 On 7/31, was acquired by BOS in exchange for LHP Andrew Miller.
- 🔥 Allowed 4 total runs in his 6 regular season starts for Portland following the trade (0.96 ERA)...Allowed 1 or no runs in all 6 starts.
- 🔥 From 8/1 through the end of the regular season, led the EL with 39 strikeouts in his 37.1 innings for the Sea Dogs...Allowed only 30 hits and 8 walks.
- 🔥 Won his Red Sox organizational debut on 8/3 vs. Trenton, striking out 7 and allowing 1 run in 5.1 IP.
- 🔥 Posted a 2.39 ERA (21 ER/79.0 IP) over his last 14 regular season starts beginning on 6/18.
- 🔥 Allowed 3 runs (2 ER) with 6 strikeouts over 6.2 innings in a playoff start for Portland in an eventual 6-3 win in Game 3 of the Eastern League Division Series vs. Binghamton.
- 🔥 Made his Triple-A debut in Game 4 of the Governors' Cup Finals at Durham and allowed 2 ER in 7.0 innings, a 4-3 PawSox win in 13 innings.
- 🔥 Following the season, recognized by *Baseball America* as the No. 4 prospect and as possessing the best fastball among Red Sox minor leaguers.
- 2013: Split time between High-A Frederick and Double-A Bowie, going 10-7 with a 3.41 ERA (55 ER/145.0 IP) and 125 strikeouts in 25 starts...Selected to the Carolina League Mid-Season All-Star Team and participated in the MLB All-Star Futures Game.**
- 🔥 Posted a 2.85 ERA (27 ER/86.0 IP) in 14 starts with Frederick before being promoted to Bowie in late June.
- 🔥 Named Orioles Minor League Pitcher of the Month for May (5-0, 2.23 ERA, 6 starts).
- 🔥 Tossed a scoreless inning in the Carolina League/California League All-Star Game on 6/18 in San Jose, CA...Also pitched a scoreless frame in the MLB All-Star Futures Game at Citi Field on 7/14.
- 🔥 Pitched for Surprise in the Arizona Fall League, making 5 starts...Earned the win in the AFL championship game (3.0 IP, 0 R, 2 H, 4 SO).
- 🔥 After the season, chosen by *Baseball America* as the Orioles' No. 3 prospect and the No. 65 prospect in baseball.
- 2012: Produced a 5-7 record and 3.70 ERA (44 ER/107.0 IP) with Single-A Delmarva, allowing 2 runs or fewer in 16 of 22 starts.**
- 🔥 Led Delmarva starters in ERA and WHIP (1.24).
- 🔥 Allowed 2 ER or less in each of his first 7 starts through 5/18.
- 🔥 Produced a 2.49 ERA without allowing a home run in 10 starts before the All-Star break.
- 🔥 Rated the Orioles' No. 5 prospect by *Baseball America* after the season.

Eduardo Rodriguez, Continued

2011: In domestic debut, spent a majority of the year with the Rookie-level Gulf Coast League Orioles.

👉 Had a 1-1 record and 1.81 ERA (9 ER/44.2 IP) in the GCL, leading the team in strikeouts (46) and starts (10).

👉 Among GCL hurlers with at least 40.0 IP, ranked 4th in ERA and 3rd in opponent AVG (.177).

👉 Gave up 1 or no runs in 8 of his 10 starts in the GCL.

👉 Joined Short-A Aberdeen in late August and made one start with the IronBirds on 9/1 (3 ER in 4.0 IP).

2010: Pitched for the Dominican Summer League Orioles in his 1st pro season, leading the team in ERA (2.33) and strikeouts (62).

👉 Did not allow any earned runs in 5 of his 12 outings, all starts.

👉 Struck out a career-best 11 batters on 6/12 against the DSL Cubs.

👉 Threw his 1st shutout (5.0 IP) on 7/9 vs. the DSL Rockies.

Personal

👉 Married...Has one daughter, Annie Valentina.

In the Community

In January 2015, Eduardo visited with Jimmy Fund patients during the Red Sox Rookie Development program.

Eduardo Rodriguez's Career Record

YEAR	CLUB	W-L	ERA	G	GS	CG	SHO	SV	IP	H	R	ER	HR	HB	BB	SO	WP	BK
2010	DSL Orioles	3-4	2.33	12	12	1	1	0	65.2	49	26	17	0	0	28	62	7	1
2011	GCL Orioles	1-1	1.81	11	10	0	0	1	44.2	28	17	9	0	2	17	46	1	1
	Aberdeen	0-0	6.75	1	1	0	0	0	4.0	6	3	3	1	0	1	4	1	0
2012	Delmarva	5-7	3.70	22	22	1	0	0	107.0	103	56	44	4	5	30	73	2	2
2013	Frederick	6-4	2.85	14	14	0	0	0	85.1	78	36	27	4	2	25	66	2	0
	Bowie	4-3	4.22	11	11	1	0	0	59.2	53	28	28	5	2	24	59	1	1
2014	Bowie	3-7	4.79	16	16	1	0	0	82.2	90	50	44	5	0	29	69	4	5
	Portland	3-1	0.96	6	6	0	0	0	37.1	30	4	4	1	2	8	39	2	0
	Minor League Totals	25-27	3.26	93	92	4	1	1	486.1	437	220	176	20	13	162	418	20	10

2010 Signed by the Baltimore Orioles as a non-drafted free agent on 1/28

2014 Acquired by the Boston Red Sox in exchange for LHP Andrew Miller on 7/31

THE GREAT FENWAY PARK WRITERS SERIES



The Great Fenway Park Writers Series is the only literary series sponsored by a professional sports team. It is a series that unites Red Sox fans with authors of books on baseball, history, politics, and poetry.

Now in its 12th year, Writers Series guests have included U.S. Senator Elizabeth Warren, Supreme Court Associate Justice Stephen Breyer, former U.S. Senator Bill Bradley, New York Times executive editor Bill Keller, writer and feminist leader Gloria Steinem, former UMass President William Bulger, former Maryland Lt. Governor Kathleen Kennedy Townsend, Boston Globe columnist Kevin Cullen, Canada's former Liberal Party Leader Michael Ignatieff, Winston Churchill biographer Paul Reid, North Carolina poet Tim Peeler, *New York Times* military affairs correspondent Michael Gordon, Sally Ride biographer Lynn Sherr, Harvard President Drew Gilpin Faust, *Washington Post* columnist E.J. Dionne Jr., and Ted Williams' daughter, Claudia Williams.

The list of those who have written books on baseball and sports includes Linda Cohn of ESPN, Jim Nantz of CBS Sports, Christine Brennan of *USA Today*, Boys of Summer author Roger Kahn, Frank Deford of *Sports Illustrated*, former *Boston Globe* columnists Jackie MacMullan and Bob Ryan, Ted Williams' biographer Ben Bradlee Jr., *New York Times* columnists George Vecsey and Dan Barry, and the *Globe's* Dan Shaughnessy.

Luncheon and dinner events of The Writers Series are held at either Fenway Park or the Residence Inn Boston Back Bay/Fenway.

For information regarding upcoming events, please visit www.fenwayparkwriters.org. Inquiries about the series may be obtained by writing to: FenwayParkWriters@gmail.com.

Chairman of The Writers Series is George Mitrovich, president of two leading American public forums, The City Club of San Diego and The Denver Forum; organization that have presented, with The Writers Series, more than 1,750 programs (collectively over 70-years).

28 ROBBIE ROSS JR.

LHP



Full Name: Robert Charles Ross, Jr.
Bats: Left **Throws:** Left **Height:** 5-11 **Weight:** 215
Opening Day Age: 25 (Turns 26 on June 24)
Born: June 24, 1989 in Lexington, KY
Resides: Lexington, KY
Major League Service: 2 years, 112 days
Acquired: From Texas in exchange for RHP Anthony Ranaudo on January 27, 2015
Signed By: John Poloni (Rangers)
Contract Status: Signed through 2015

Career Highlights

- 🔴 Enters his 1st season in the Red Sox organization following his acquisition from TEX in exchange for RHP Anthony Ranaudo on 1/27/15.
- 🔴 Spent the 1st six years of his pro career in the Rangers organization...Was a 2nd-round selection by TEX in the 2008 June Draft.
- 🔴 Has made 150 appearances (12 starts) in his ML career (2012-14), all with the Rangers...Is 12-2 with a 3.27 ERA (53 ER/145.2 IP) in 138 relief appearances and 1-6 with a 5.70 ERA (38 ER/60.0 IP) in 12 starts.
- 🔴 Made his ML debut with TEX in 2012 as a reliever...Had appeared in only 6 games at the Double-A level in 2011 before his big league debut the next season.
- 🔴 Worked exclusively in relief in his 1st two years in the majors (2013-14), posting a 2.62 ERA (37 ER/127.1 IP) over that span, the 7th-lowest mark among qualifying ML left-handed relievers.
- 🔴 Appeared in 123 games over his 1st two years in the big leagues (2012-13), the 6th-highest total for a pitcher in his 1st two years in TEX franchise history.
- 🔴 In 2012, his rookie season in the majors, ranked tied for 6th among AL relievers in wins (6) and 7th in ERA (2.22; min. 50.0 IP)...His 11 opponents GIDP (11) was tied for 1st.
- 🔴 Named Carolina League Pitcher of the Year in 2011 while at High-A Myrtle Beach...In 2011, was also named a High Class-A All-Star by *Baseball America* and an MLB.com Organization All-Star.
- 2014: Made the Rangers' Opening Day roster for the 3rd straight season and began the year working out of the rotation.**
- 🔴 Started the Rangers' 3rd game of the season, 4/2 at PHI (ND, 5.0 IP, 2 ER), a 4-3 win.
- 🔴 Was 1-0, 1.00 ERA (2 ER, 18.0 IP) with 13 SO over his 1st three starts of the year from 4/2-15 (2-1 team record).
- 🔴 Did not issue a walk in 3 consecutive starts, 4/15-25 (19.0 IP)...Overall, faced 99 consecutive batters (21.1 IP) from 4/9-30 without walking a batter.
- 🔴 Went 0-4, 6.97 ERA (24 ER/31.0 IP) over his next 6 starts, from 4/20-5/17 and was moved into the bullpen after his start on 5/17 vs. TOR.
- 🔴 Allowed runs in 5 of his next 9 appearances in relief and was optioned to Triple-A Round Rock on 6/17.
- 🔴 Pitched in 9 games for Round Rock, with 8 coming as a starter.
- 🔴 Recalled by TEX to make a spot start on 8/14 vs. TB (L, 4.1 IP, 6 ER)...Optioned back to Round Rock on 8/15.
- 🔴 In 3 appearances (1 start) after being optioned, posted a 1.42 ERA (2 ER/12.2 IP) with 2 BB and 10 SO and was recalled by TEX on 8/30.
- 🔴 Made a spot start that night vs. HOU and did not allow a hit in 5.0 innings of work (ND, 3 BB, 5 SO).
- 🔴 Appeared in 7 more games to end the season, 6 in relief and 1 start.
- 2013: Made a career-high 65 appearances out of the Rangers bullpen in his 2nd full ML season.**
- 🔴 Finished with the 3rd-most games on the TEX staff and no runs allowed in 54 of his 65 games (83%).
- 🔴 Held opponents scoreless in 23 of his first 24 games of the season (0.37 ERA, 1 ER/24.1 IP) from 4/3-5/30.
- 🔴 Posted a 19.2-inning scoreless streak that spanned 19 games during that stretch, which was the 2nd-longest streak of its kind among AL left-handed relievers (Alex Torres, TB – 20.0 IP).
- 🔴 His 0.37 ERA was the lowest for any ML reliever through the month of May.
- 🔴 Was charged with the 1st loss of his ML career on 6/1 vs. KC...Had gone 8-0 to begin his ML career, the 2nd-longest win streak ever for a TEX pitcher to begin his career behind Jeff Zimmerman in 1999.
- 🔴 Gave up a HR on 6/26 at NYY (Suzuki) which snapped a string of 54 consecutive games without a HR (previous HR, 7/30/12 vs. LAA)...Streak was the 7th-longest in club history.
- 🔴 Allowed a run on 9/10 vs. PIT which ended the scoreless streak he had posted to begin his career in Interleague Play at 18.0 IP and 16 games...At the time, was the 3rd-longest streak of its kind in ML history after Francisco Rodriguez (22.0) and Craig Kimbrel (27.2).

Robbie Ross Jr., Continued

- 🔥 Held opponents to a .208 AVG (15-for-72) with RISP.
- 🔥 Pitched for Toros del Este in the Dominican Winter League after the season and went 0-1, 4.05 ERA in 4 games/starts.
- 2012: Made the Rangers' Opening Day roster out of spring training as a non-roster invitee.**
- 🔥 Went 6-0 with a 2.22 ERA in 58 appearances over a full rookie season in the majors.
- 🔥 Among AL relievers (min. 50.0 IP), ranked T-6th in wins (6) and 7th in ERA (2.22)...Was T-1st in opponent GDP (11).
- 🔥 Made 58 appearances, all in relief, to rank 3rd on the TEX staff, and 8th among AL rookies.
- 🔥 Had the 2nd-most wins for any ML pitcher without a loss on the season behind CWS' Nate Jones (8-0).
- 🔥 Made his ML debut on 4/8 vs. CWS...Threw 1.0 scoreless inning and fanned Paul Konerko for his 1st SO.
- 🔥 Recorded his 1st two ML wins on consecutive days in the 2nd and 3rd big league outings of his career, 4/14-15 at MIN...Became the 1st pitcher in franchise history to win both his 1st two ML decisions and record his 1st two ML victories in consecutive games...Was the 7th time overall that a Rangers pitcher had recorded wins in back-to-back team games, the 1st since Wes Littleton, 8/28-29/07.
- 🔥 Earned 4 wins over his 1st six appearances (through 4/25), becoming the 1st pitcher since at least 1918 to have that many relief wins over the 1st six appearances of his career...Became the 1st reliever in team history with 4 relief wins over the club's first 19 games.
- 🔥 All 6 of his wins came in first 23 career appearances through 6/10...Became the 1st reliever with at least 6 wins in his first 23 ML games since CAL's Mark Clear (6 in 22 G in 1979) and NYY's Ron Davis (8 in 22 G in 1979).
- 🔥 Had a 0.95 ERA (5 ER/47.1 IP) at the All-Star break, the 4th-lowest ERA at the break (min. 40.0 IP) in ML history since the All-Star Game was 1st played in 1933.
- 🔥 Posted a career-best 24.0-inning scoreless streak, 5/29-7/17...Streak was the 4th longest streak in AL, and the longest by a Ranger since Darren O'Day (26.1 IP), 6/3-8/1310.
- 🔥 Threw a career-high 4.0 innings in relief, all scoreless, on 6/10 at SF.
- 🔥 Was on the DL with a left forearm strain from 8/30-9/14.
- 🔥 Wore No. 46 through 7/30 and switched to No. 28 for the remainder of the season when RHP Ryan Dempster was acquired from CHC.
- 2011: Named Carolina League Pitcher of the Year at Single-A Myrtle Beach after going 9-4 with 2.26 ERA and 98 SO in 21 games (20 starts).**
- 🔥 Also made 6 starts for Double-A Frisco where he allowed 3 runs or fewer in all of his outings.
- 🔥 Between both clubs, combined to go 10-5 with a 2.34 ERA (42 ER/161.1 IP) and 134 SO in 27 games (26 starts).
- 🔥 Finished 2nd among all TEX minor leaguers in both SO (134) and ERA (2.34)...Ranked 3rd in wins (10).
- 🔥 Was also a CL mid- and postseason All-Star.
- 🔥 Among CL qualifiers, ranked 1st in ERA, 2nd in WHIP (1.05), and tied for 7th in wins.
- 🔥 Was promoted to Frisco on 8/1.
- 🔥 Following the season was named to *Baseball America's* High Class-A All-Star Team.
- 🔥 Rated the No. 14 prospect in the Rangers minor league system and the No. 17 prospect in the Carolina League by *Baseball America* after the season.
- 2010: Combined to go 12-11 with a 3.58 ERA (58 ER/146.0 IP) and 111 SO in 27 starts between Single-A Hickory and High-A Bakersfield.**
- 🔥 Finished with the 2nd-most wins and the 4th-best ERA among all TEX minor league pitchers.
- 🔥 Began the season with Hickory where he got the nod as the starting pitcher for the North Division in the South Atlantic League All-Star Game.
- 🔥 Was on the disabled list with a left hamstring strain from 7/2-8.
- 🔥 Promoted to Bakersfield on 7/9.
- 🔥 Earned wins in 4 of his 1st six starts with Bakersfield from 7/12-8/10.
- 🔥 Was assigned to Frisco for the Texas League playoffs...Took the loss in his lone appearance, 9/11 at Midland.
- 🔥 Rated the No. 15 prospect in the South Atlantic League by *Baseball America* after the season.
- 2009: Made his professional debut with Single-A Spokane where he finished 4th in the Northwest League in ERA (2.66) and 5th in SO (76).**
- 🔥 Entered the season rated TEX's No. 25 prospect by *Baseball America*.
- 🔥 Went 2-0, 0.45 (1 ER/20.0 IP) over a span of 4 starts from 7/5-21.
- 🔥 After the season, was rated by *Baseball America* as the Rangers' No. 7 prospect and as having the best slider in the TEX minor league system.

Personal

- 👤 Married, wife's name is Brittany.
- 👤 Father, Chuck, was a second-round selection by MIL in the 1975 June Draft.
- 👤 Graduated from Lexington Christian (KY) HS in 2008.
- 👤 Named 2008 Kentucky Gatorade Player of the Year after going 5-2, 1.51 ERA, 6 BB, 75 SO in his senior year...As an infielder, batted .473 with 13 doubles, 22 RBI, and 24 runs scored...Participated in both the East Coast Professional Showcase and the Perfect Game USA National Showcase.
- 👤 Signed a letter of intent to attend and play baseball at the University of Kentucky.
- 👤 Rated by *Baseball America* as the No. 43 overall prospect entering the 2008 June Draft and the No. 22 overall pitching prospect.

In the Community

During his time in Texas, Robbie established the foundation Mission 108 in 2011 with his wife, Brittany...Joined the 2013 and 2014 Rangers Winter Caravans, and participated in the Ozarka Camps for Hispanic Community...In 2013, participated in mission work while playing winter ball in the Dominican Republic, and has donated to SCORE International to support Dominican youth baseball...Went on a mission trip to Ethiopia after the 2013 season, where he helped provide dental services, participated in baseball camps and assisted with Bible School...In 2012, was involved with Kenna's Kids, a non-profit organization that reaches out to families with children experiencing medical challenges at a young age.

Robbie Ross Jr.

Robbie Ross Jr.'s Career Record

YEAR	CLUB	W-L	ERA	G	GS	CG	SHO	SV	IP	H	R	ER	HR	HB	BB	SO	WP	BK
2009	Spokane	4-4	2.66	15	15	0	0	0	74.1	68	28	22	5	10	17	76	6	2
2010	Hickory	8-7	2.59	16	16	0	0	0	94.0	89	38	27	2	11	20	62	2	1
	Bakersfield	4-4	5.37	11	11	0	0	0	52.0	67	38	31	4	4	17	49	4	1
2011	Myrtle Beach	9-4	2.26	21	20	1	0	0	123.1	102	37	31	1	6	28	98	5	0
	Frisco	1-1	2.61	6	6	0	0	0	38.0	33	13	11	5	0	5	36	2	0
2012	TEXAS	6-0	2.22	58	0	0	0	0	65.0	55	21	16	3	2	23	47	1	1
2013	TEXAS	4-2	3.03	65	0	0	0	0	62.1	63	21	21	4	5	19	58	2	0
2014	TEXAS	3-6	6.20	27	12	0	0	0	78.1	103	65	54	9	7	30	51	6	0
	Round Rock	5-4	4.33	12	9	2	0	0	60.1	66	29	29	7	3	16	43	4	0
Major League Totals		13-8	3.98	150	12	0	0	0	205.2	221	107	91	16	14	72	156	9	1
Minor League Totals		31-24	3.08	81	77	3	0	0	442.0	425	183	151	24	34	103	364	23	4

- 2008 Signed by the Texas Rangers as a second-round selection in the June Draft
- 2012 On disabled list with a left forearm strain, 8/30-9/14
- 2015 Acquired by the Boston Red Sox in exchange for RHP Anthony Ranaudo on 1/27

Career Fielding Record

YEAR	CLUB	POS	PCT.	G	GS	PO	A	E	TC	DP
2012	TEXAS	P	1.000	58	0	4	12	0	16	3
2013	TEXAS	P	1.000	65	0	5	10	0	15	0
2014	TEXAS	P	1.000	27	12	2	8	2	12	0
Career Totals		P	.953	150	12	11	30	2	43	3

Career Single-Game Highs

- INNINGS PITCHED** 7.2, 4/15/14 for TEX vs. SEA (start)
4.0, 6/10/12 for TEX at SF (relief)
- STRIKEOUTS** 8, 4/20/14 for TEX vs. CWS (start)
3, 8 times, last 9/19/13 for TEX at TB (relief)
- HITS ALLOWED** 12, 5/6/14 for TEX at COL (start)
6, 2 times, last 5/30/14 for TEX at WSH (relief)
- RUNS ALLOWED** 10, 4/30/14 for TEX vs. OAK (start)
4, 2 times, last 9/4/13 for TEX at OAK (relief)
- WALKS ALLOWED** 6, 4/9/14 for TEX at BOS (start)
2, 6 times, last 9/9/14 for TEX vs. LAA (relief)
- HOME RUNS ALLOWED** 3, 3 times, last 8/14/14 for TEX vs. TB
- EJECTIONS** None
- SCORELESS INNINGS STREAK** 24.0, 5/29-7/18/12

48 PABLO SANDOVAL

3B



Full Name: Pablo Emilio Sandoval
Bats: Switch **Throws:** Right **Height:** 5-11 **Weight:** 255
Opening Day Age: 28 (Turns 29 on August 11)
Born: August 11, 1986 in Puerto Cabello, VZ
Resides: Puerto Cabello, VZ
Major League Service: 6 years, 47 days
Acquired: Signed as a free agent on November 25, 2014
Signed By: Ciro Villalobos (Giants)
Contract Status: Signed through 2019 (Club option for 2020)

2015
Red Sox

Career Highlights

🔥 Reigning World Series champion entering 1st season with the Red Sox...On 11/25/14, signed a 5-year contract through 2019 with a club option for 2020.

🔥 Spent his first 7 years in the major leagues with SF, winning the World Series in all 3 trips to the postseason over the last 5 seasons: 2010, 2012, and 2014.

🔥 Named an All-Star in back-to-back seasons in 2011 and 2012.

🔥 In 6 full seasons with the Giants from 2009-14, led NL switch-hitters with 896 hits and 303 XBH...Owns a .304 AVG/.357 OBP/.493 SLG line against right-handed pitchers.

🔥 Has reached base safely in 36 of 39 career postseason games...Had a 25-game on-base streak in the postseason from Game 4 of the 2012 NLDS through Game 2 of the 2014 World Series (.381, 7 BB, HBP, .421 OBP), tied for the 3rd longest ever.

🔥 His career .344 AVG (53-for-154) is the best in ML history among those with at least 150 PA in the postseason...His career World Series AVG of .426 ranks 2nd all-time to David Ortiz (.455) among those with at least 50 PA in the Fall Classic.

🔥 Set the all-time record for a single postseason with 26 hits in the Giants' 2014 run to the World Series title.

🔥 Named 2012 World Series MVP after hitting .500 (8-for-16) in the Giants' 4-game sweep of the Tigers.

🔥 Is 1 of 6 players in ML history with a 3-HR game in both the regular season (9/4/13 at SD) and the postseason (Game 1 of 2012 WS vs. DET)...Is 1 of only 4 players ever to hit 3 HR in a World Series game, along with STL's Albert Pujols (2011 G3), NYY's Reggie Jackson (1977 G6), and NYY's Babe Ruth (2 times, 1926 G4 and 1928 G4).

🔥 Hit for the cycle on 9/15/11 at COL.

🔥 His lifetime .960 fielding percentage at 3B ranks 3rd among active players with at least 750 games at the position.

🔥 Hit .308 with 2 2B, a HR, and 4 RBI in 3 games for Venezuela during the 2013 World Baseball Classic.

2014: Won 3rd World Series championship in final season with the Giants.

🔥 Hit .279 with 26 2B, 3 3B, 16 HR, and 73 RBI while setting career highs with 157 games and 153 starts.

🔥 Tied for the team lead with 14 game-winning RBI (also Buster Posey)...His 22 go-ahead RBI fell 1 shy of Posey for the team high.

🔥 Had a .317 AVG (126-for-397) against righties, 4th best among National Leaguers.

🔥 Was the 9th-hardest National Leaguer to strike out (7.5 PA/SO).

🔥 Hit .336 (50-for-149) when leading off an inning, 10th best in the NL.

🔥 Spent majority of season as Giants' No. 4 hitter, batting .310 (114-for-368) in 95 starts in that spot in the batting order...Also started 3rd (31), 5th (17), and 6th (11) in the lineup.

🔥 Placed 3rd among National League 3B with a .971 fielding percentage...Posted a career-long 73-game errorless streak from 5/25-8/22.

🔥 Hit over .300 in 4 consecutive months: .312 in May, .301 in June, .311 in July, and .336 in August.

🔥 Over his last 126 games beginning on 5/7, had the NL's 5th-most hits (145) and 8th-best AVG (.306).

🔥 Hit 6 HR in May, his most in any month since September 2011 (7 HR)...All 6 came within an 11-game span from 5/18-29.

MOST HITS IN A SINGLE POSTSEASON

Player	Hits	Year	Team
Pablo Sandoval	26	2014	SF
Darin Erstad	25	2002	ANA
David Freese	25	2011	STL
Marquis Grissom	25	1995	ATL

BEST CAREER BATTING AVERAGE IN THE WORLD SERIES (MIN. 50 PA)

RK	Player	AVG
1.	David Ortiz	.455
2.	Pablo Sandoval	.426
3.	Pepper Martin	.418
	Paul Molitor	.418
5.	Lance Berkman	.410

👉 Homered in back-to-back games from 5/23-24 vs. MIN, as well as an NL-leading 5 HR in 8 games from 5/18-26.

👉 Had an RBI in a career-high 9 straight games from 5/21-29, the longest streak in the majors all year and the longest by a Giant since Barry Bonds' 9-gamer in September 2000...Totaled an NL-high 15 RBI during that time.

POSTSEASON: Helped the Giants to the 2014 World Series title, batting .366 with 7 2B, 5 RBI, and 5 BB...Started all 17 of SF's postseason games and reached safely in 16 of them...Set an all-time record for any single postseason with 26 hits...Went 2-for-4 with a BB in an 8-0 Wild Card win at PIT... Was 4-for-19 (.211) in the 4-game NLDS against WSH...Sent Game 2 of the NLDS to extras with a 2-out RBI double that ended

the top of the 9th (Buster Posey out at home) in a game that SF won in 18 innings, 2-1...Had a hit in all 5 NLCS games against STL (.400, 8-for-20)...Had the Giants' only XBH (2B) in a 3-0 win over Adam Wainwright in NLCS Game 1...In NLCS Game 5 clincher, singled to open the bottom of the 9th inning and was pinch-run for by Joaquin Arias, who scored the go-ahead run on Travis Ishikawa's game-ending 3-run HR...Batted .429 (12-for-28) with multiple hits in 4 of the 7 games of the World Series against KC...Drove in the 1st run of the WS with an RBI double in the top of the 1st inning against James Shields, his 1st of 2 RBI hits in Game 1 at KC...Had a streak of reaching base safely in 25 consecutive postseason games snapped in Game 3 of the WS (0-for-4)...Unknotted a 4-4 tie in World Series Game 4 with a 2-run single in the 6th inning, providing the winning run in an eventual 11-4 SF victory... Reached in all 4 PA in Game 7 of the WS (3-for-3, 2B, HBP)...Scored the game's 1st run on a sac fly in the 2nd inning.

2013: Appeared in 141 games for SF, making 137 starts (all at 3B) and batted .278 (146-for-525) with 27 2B, 14 HR, and 79 RBI.

👉 Hit .354 (51-for-144) with RISP, 7th best in the NL.

👉 Missed time in the spring with ulnar neuritis...An MRI also showed a bone spur in the back of his elbow.

👉 Slugged a game-winning 2-run HR in the 9th inning on 4/30 at ARI off J.J. Putz.

👉 Batted .333 in April...Ended the month with 35 hits, tied for the NL lead and the most ever by a Giants player at the end of April.

👉 Hit a walk-off HR on 5/21 vs. WSH, hitting a 2-run shot off Yunesky Maya to give the Giants a 4-2 win in the 10th inning.

👉 Missed 4 games with a left foot strain suffered in the 8th inning on 5/30...Was removed from the game on 6/8 at ARI and eventually put on the 15-day DL on 6/11 (retro to 6/9) with a perineal tendon strain.

👉 Reached base safely in all 6 PA on 8/16 at MIA (4-for-4, 2 BB).

👉 Recorded 2nd career 3-HR game on 9/4 at SD (also Game 1 of 2012 WS vs. DET)...Became just the 6th player in MLB history to have a 3-HR performance in both the regular and postseason...Was the 1st reigning World Series MVP in MLB history to hit 3 homers in a game the following season.

👉 Prior to the season, played for Venezuela in the World Baseball Classic and batted .308 (4-for-13) with a HR and 4 RBI in 3 games.

2012: Named to 2nd straight All-Star team but limited to 108 games due to a pair of stints on the disabled list.

👉 Signed a 3-year contract extension with the Giants on 1/18.

👉 Made 105 starts, including 101 at 3B, 2 at 1B, and 2 at DH.

👉 Began the year with a 20-game hit streak...Became just the 3rd SF Giant with 2 separate 20+ game hit streaks, along with Willie Mays and Willie McCovey.

👉 Selected by the fans as the starting NL All-Star 3B with 5,743,542 votes...Displaced NYM's David Wright (4,133,380) with a final-weeks surge to make up a deficit of nearly 465,000 votes.

👉 Hit the 1st bases-loaded 3B in All-Star Game history on 7/10 at KC...Became only the 3rd player in All-Star Game history to come to the plate with the bases loaded and drive in all 3 men (also Fred Lynn in 1983 and Brian McCann in 2010).

👉 Left the game on 7/24 vs. SD in the 3rd inning after suffering a left hamstring strain stretching as 1B on a throw from SS Brandon Crawford to complete a double play...Sat out the next 2 games before being placed on the DL on 7/28 (retro to 7/25).

👉 Homered from both sides of the plate for the 1st time in his career on 9/20 vs. COL with a solo HR off LHP Jorge De La Rosa in the 1st inning and a 3-run shot off RHP Edgmer Escalona in the 4th...Became the 6th Giants player in SF-era history to homer from both sides of the plate in a game, joining Chili Davis, Kevin Bass, Todd Benzing, Ray Durham, and Randy Winn.

PLAYERS WITH 3-HR GAMES IN BOTH REGULAR AND POSTSEASON

Player	Regular Season	Postseason
Adrian Beltre	8/22/2012 vs. BAL	ALDS G4 at TB
George Brett	7/22/1979 at TEX	ALCS G3 at NYY
Reggie Jackson	4/20/1983 at DET	WS G6 vs. LAD
	7/2/1969 vs. SEA	
Albert Pujols	9/18/1986 vs. KC	WS G3 at TEX
	7/20/2004 at CHC	
	4/16/2006 vs. CIN	
Babe Ruth	9/3/2006 vs. PIT	WS G4 at STL
	5/30/10 at CHC	
Pablo Sandoval	5/21/1930 at PHA	WS G4 at STL
	5/25/1935 at PIT	WS G1 vs. DET

Pablo Sandoval

Pablo Sandoval, Continued

POSTSEASON: Hit .364 with 6 HR and 13 RBI in 16 post-season games and named World Series MVP as the Giants won it all...His 24 hits fell 1 shy of the all-time single post-season record (broken by Sandoval with 26 in 2014)...Collected at least 1 RBI in 6 straight postseason games from NLCS Game 3 through WS Game 1 (10 total RBI)...Hit .333 (7-for-21) with 2 2B, a HR, and 3 RBI in 5 NLDS games vs. CIN as the Giants stormed back from a 2-0 deficit to win the series 3-games-to-2...Hit safely in 6 of 7 games in the Giants' NLCS victory over STL, batting .310 (9-for-29) with 2 2B, 2 HR, and a team-best 6 RBI...Went 5-for-12 (.417) as SF stormed back to win the last 3 games of the NLCS, driving in the 1st run in a 9-0 shutout win in the Game 7 clincher with a groundout in the 1st inning...Went 8-for-16 (.500) with 3 HR and 4 RBI in a 4-game WS sweep of the Tigers...His .500 AVG tied for 9th all-time in a single Fall Classic (min. 15 AB)...Was the 2nd Giant to win a World Series MVP (also Edgar Renteria in 2010) and the 1st-ever Venezuelan-born World Series MVP (award 1st given out in 1955)...Made ML history in Game 1 of the WS after hitting home runs in each of his first 3 PA, just the fifth 3-HR game in WS history (Babe Ruth in both 1926 Game 4 and 1928 Game 4; Reggie Jackson in 1977 Game 6; and Albert Pujols in 2011 Game 5) and just the 9th in postseason history.

2011: Led the Giants in hits (134), HR (23), XBH (52), RBI (70), runs (55), and AVG (.315) despite missing 40 games with a hand injury...Was an All-Star for the 1st time.

- ⚡ Batted .324 (107-for-330) against right-handers, 4th highest in NL (min. 330 PA).
- ⚡ His 27 go-ahead RBI were T-8th in the NL and his 13 game-winning RBI were T-11th.
- ⚡ Hit safely in a career-high 22-straight games from 6/19-7/14 (.323, 31-for-96)...Was the longest streak by a Giant since Jack Clark hit in 26 straight games in 1978.
- ⚡ Diagnosed with fractured hamate bone in his right hand on 4/30 and placed on 15-day DL on 5/1 (retro to 4/30)...Injured hand while swinging bat in game on 4/29 at WSH...Had successful surgery in Arizona on 5/3 with Dr. Don Sheridan performing procedure.
- ⚡ Played 6 games on rehab between High-A San Jose and Triple-A Fresno before being reinstated on 6/14.
- ⚡ Had an XBH in 9 straight contests from 6/26-7/4, the longest such streak for a Giants player since Willie Mays had a 9-game streak in 1963.
- ⚡ Reached safely in a career-high 27 straight contests from 6/19-7/19 (.339, 38-for-112, 8 BB, .377 OBP).
- ⚡ Named to his 1st career All-Star team by manager Bruce Bochy a week after teams were announced as a replacement for Mets' SS Jose Reyes (on DL)...Went 1-for-1 with an RBI double in his lone PA after entering as a defensive replacement at 3B in the 6th inning.
- ⚡ Faced LHP Sergio Escalona while batting from left side of plate on 8/20 at HOU...Marked 1st time he ever faced a lefty while batting left-handed (could not swing right-handed due to inflammation in his left shoulder).
- ⚡ Belted a pair of solo HR on 9/5 at SD, his 3rd career multi-HR game...Again homered twice on 9/18 at COL, both in SF's 8-run 4th inning.
- ⚡ Hit for the cycle on 9/15 at COL, completed with a 6th-inning 3B...Also hit a 2-run HR in the 1st, singled in the 2nd, and doubled in 5th.
- ⚡ Was NL Player of the Week for 1st time in his career for 9/12-18 (.440, 11-for-25, 2B, 2 3B, 4 HR, 10 RBI).
- ⚡ Battled inflammation in his left shoulder over the final 6 weeks of season and felt pain when he swung right-handed...Saw limited playing time against left-handed pitchers.
- ⚡ Traveled to Taiwan in October and November for an exhibition series against Chinese Taipei national team as part of the 2011 Taiwan All-Star Series...MLB All-Stars swept the 5-game series in Taipei City, Taichung, and Kaohsiung.

2010: In 2nd full ML season, hit .268 (151-for-563) with 34 2B, 13 HR, and 63 RBI in 152 games.

- ⚡ Hit .330 (92-for-279) with 9 HR and 40 RBI in 76 games at AT&T Park, the 6th-best home AVG in the NL.
- ⚡ Hit 122 points lower on the road: .208 (59-for-284) with 4 HR and 23 RBI...Had largest difference between home and road AVG among all MLB qualifiers.
- ⚡ Grounded into an NL-leading 26 double plays, 16 more than his 2009 total of 10.
- ⚡ Made 2nd career Opening Day roster as well as 2nd consecutive Opening Day start.
- ⚡ Left game on 5/14 vs. HOU in the 8th inning after getting hit on his left foot by a pitch from Jeff Fulchino...X-rays were negative.

PLAYERS TO WIN WORLD SERIES MVP AS A THIRD BASEMAN

Player	Team	Year
Brooks Robinson	BAL	1970
Pete Rose	CIN	1975
Mike Schmidt	PHI	1980
Ron Cey	LAD	1981
Ray Knight	NYM	1986
Scott Brosius	NYG	1998
Troy Glaus	ANA	2002
Mike Lowell	BOS	2007
David Freese	STL	2011
Pablo Sandoval	SF	2012

PLAYERS TO HIT 3 HOME RUNS IN A WORLD SERIES GAME

Player	Team	Opp.	Year	Game
Babe Ruth	NYG	STL	1926	G4
Babe Ruth	NYG	STL	1928	G4
Reggie Jackson	NYG	LAD	1977	G6
Albert Pujols	STL	TEX	2011	G5
Pablo Sandoval	SF	DET	2012	G1

POSTSEASON: Batted .176 (3-for-17) with 2 RBI in 6 postseason contests as the Giants won the World Series...Started 5 of the club's 15 games (4 at 3B, 1 at DH)...Both RBI came on a 2-run double in Game 4 of the NLCS vs. PHI that turned a 4-3 deficit into a 5-4 lead in an eventual 6-5 victory...Only World Series appearance was a start in Game 3 as DH at TEX (0-for-3).

2009: Hit .330 (189-for-572) with 44 2B, 5 3B, 25 HR, and 90 RBI in his 1st full ML season.

- His .330 AVG ranked 2nd among NL qualifiers to FLA's Hanley Ramirez (.342).

- Also ranked among NL leaders in 2B (3rd), multi-hit games (2nd, 57), AVG vs. LHP (3rd, .379), hits (6th), total bases (6th, 318), SLG (6th, .556), XBH (7th, 74), and IBB (9th, 13).

- Was just the 3rd player in Giants history to hit at least .330 while reaching 40 2B, 25 HR, and 90 RBI, along with Bill Terry (1932) and Jeff Kent (2000).

- His 189 hits were the most by a Giant since Jeff Kent had 195 in 2002.

- Became the 8th Giant in franchise history to record 20+ HR and 40+ 2B in a season.

- Led the NL in home AVG (.361), the 3rd highest by a Giant in the SF-era (Barry Bonds, .412 in 2004 and .369 in 2003).

- Was 1 of 5 players on the Final Vote fan ballot for the last spot on the NL's All-Star roster...Finished 2nd to PHI's Shane Victorino.

- Was the SF nominee for MLBPA's Heart and Hustle Award.

- Made 1st career Opening Day roster...At 22 years old, was the Giants' youngest Opening Day starter at 3B since Tom O'Malley at 22-years-old in 1983.

- Caught his 1st game of the season on 4/22 vs. SD...Was behind the plate for all 10.0 innings of the Giants' 1-0 win.

- Hit 1st career walk-off HR on 5/12 vs. WSH...At 22 years and 274 days old, was the youngest Giant with a walk-off shot since Jack Clark at 22 years and 218 days old on 6/16/78.

- Reached base safely in 25 straight games from 6/4-30 (.411, 37-for-90, 13 BB, .481 OBP).

- Belted 1st career grand slam off FLA's Sean West in 5th inning on 7/6 at AT&T Park.

- Following the season, hit .395 (32-for-81) in 20 games for Magallanes of the Venezuelan Winter League.

2008: Named Giants Minor League Player of the Year and made ML debut, batting .345 in 41 games for SF.

- Began season with High-A San Jose (68 games), moved to Double-A Connecticut (44 games), then jumped straight to the majors in mid-August without ever playing at Triple-A.

- Hit .350 (157-for-448) with 38 2B, 2 3B, 20 HR, and 96 RBI in the minors before recall...Among full-season minor league qualifiers, ranked 7th in AVG.

- Primarily appeared at C in the minors (83 games).

- Was a mid-season California League All-Star with San Jose...Also made the World Team roster of the MLB All-Star Futures Game in NYY on 7/13.

- Selected to the ML roster from Connecticut on 8/13 and debuted that day at HOU as the Giants' starting C.

- Played regularly after recall, appearing in 41 of the club's 43 games (34 starts), including each of SF's last 39 contests from 8/18 through the end of the season (32 starts).

- Batted .345 (50-for-145) with 10 2B, 3 HR, and 24 RBI in 41 games for SF.

- For the Giants, started at 1B (13), 3B (12 starts), and C (9 starts).

- Singled off Mike Hampton in the 2nd inning on 8/16 at ATL for his 1st ML hit, part of a 3-hit effort in his 2nd ML game.

- Clubbed 1st ML homer on 8/27 vs. COL off Livan Hernandez.

- After the season, led the Venezuelan Winter League with a .396 AVG (76-for-192) and a .677 SLG in 52 games for Magallanes.

2007: Spent the entire season at High-A San Jose and led the team in doubles (33).

- Split time between C (59 games) and 1B (42 games).



Pablo Sandoval

Pablo Sandoval, Continued

- 👉 Was the 3rd-hardest in the CL to strike out (8.1 PA/SO).
- 👉 Hit .317 (80-for-252) over his last 62 games of the season beginning 6/9 (9th in the CL)...Entered that stretch batting .235.
- 👉 Had a pair of 5-hit games on 5/4 and 6/22, both against Bakersfield.
- 👉 After the season, appeared in 11 games for Magallanes in the Venezuelan Winter League.
- 2006: Played at Single-A Augusta in 1st year of full-season ball.**
- 👉 Led the GreenJackets with 93 games at 1B...Also appeared in 21 games at 3B.
- 👉 Selected to the World Team roster for the MLB All-Star Futures Game on 7/9 in PIT (1-for-2).
- 👉 Hit .320 (8-for-25) in 6 playoff games for Augusta.
- 👉 Also went 4-for-12 (.333) in 7 games for Magallanes in the Venezuelan Winter League.
- 2005: Named to *Baseball America's* Short-Season All-Star Team after batting .330 (97-for-294) in 75 games for SF's Salem-Keizer affiliate.**
- 👉 Also earned a spot on the Northwest League's post-season All-Star team.
- 👉 Ranked among NWL leaders in hits (2nd), RBI (2nd, 50), AVG (3rd), and total bases (5th, 125)...Was the 2nd-hardest batter to strike out (9.9 PA/SO).
- 👉 His 70 games at 3B were the most in the league.
- 2004: Made pro debut with 46 games for the Rookie-level Arizona League champion Giants.**
- 👉 Appeared exclusively at catcher.
- 👉 Went 2-for-4 in 1-game playoff against the A's.

Personal

- 👉 Has 2 daughters, Yoleadny Carolina and Melanie.
- 👉 Attended Academia Centro de Estudio Carabobo (VZ) in 2003.
- 👉 A born lefty, learned how to throw with his right hand at the age of nine so he could play catcher...Later added switch-hitting to his switch-throwing.

In the Community

Pablo's Panda Kids Foundation in the United States, and his Hermanos Sandoval al Bate program in Venezuela, help promote lasting improvements in the lives of underprivileged children in both countries...The organizations focus on assisting children who are poor, disabled, sick, or in charitable need...Was honored by the FBI's San Francisco Division in appreciation for providing 50,000 Child ID Kits to children in the San Francisco Community in 2011...Teamed up with Positive Athlete, a program that helps promote positivity to young athletes...While a member of the Giants, made numerous community appearances, including visits to a number of Bay Area schools...He was on hand for the club's inaugural Baseball Winter Weekend, where he took part in autograph and photo sessions with fans.

Pablo Sandoval's Career Record

YEAR	CLUB	AVG.	G	AB	R	H	2B	3B	HR	RBI	SH	SF	HB	BB	SO	SB	CS	E
2004	AZL Giants	.266	46	177	21	47	9	5	0	26	3	4	2	5	17	4	1	4
2005	Salem-Keizer	.330	75	294	46	97	15	2	3	50	3	3	6	21	33	2	3	13
2006	Augusta	.265	117	438	43	116	20	1	49	1	4	8	22	74	3	4	17	
2007	San Jose	.287	102	401	56	115	33	5	11	52	3	3	0	16	52	3	1	4
2008	San Jose	.359	68	273	61	98	25	2	12	59	0	2	3	23	39	2	1	6
	Connecticut	.337	44	175	29	59	13	0	8	37	0	1	0	8	20	0	1	3
	SAN FRANCISCO	.345	41	145	24	50	10	1	3	24	0	4	1	4	14	0	0	1
2009	SAN FRANCISCO	.330	153	572	79	189	44	5	25	90	0	5	4	52	83	5	5	14
2010	SAN FRANCISCO	.268	152	563	61	151	34	3	13	63	0	5	1	47	81	3	2	13
2011	San Jose	.000	1	3	1	0	0	0	0	0	0	0	0	0	1	0	0	1
	Fresno	.278	5	18	4	5	0	0	2	7	0	2	0	2	0	0	0	0
	SAN FRANCISCO	.315	117	426	55	134	26	3	23	70	1	7	0	32	63	2	4	10
2012	Fresno	.273	3	11	3	3	1	0	2	2	0	0	0	1	0	0	0	0
	San Jose	.273	6	22	1	6	2	0	1	1	0	0	0	1	5	0	0	0
	SAN FRANCISCO	.283	108	396	59	112	25	2	12	63	0	7	1	38	59	1	1	13
2013	San Jose	.667	2	6	2	4	0	0	2	2	0	0	0	0	0	0	0	1
	SAN FRANCISCO	.278	141	525	52	146	27	2	14	79	0	6	6	47	79	0	0	18
2014	SAN FRANCISCO	.279	157	588	68	164	26	3	16	73	0	7	4	39	85	0	0	11
	Major League Totals	.294	869	3215	398	946	192	19	106	462	1	41	17	259	464	11	12	76
	Minor League Totals	.303	469	1818	267	550	118	15	42	285	10	19	19	99	241	14	11	49

- 2008 Signed by the San Francisco Giants as an international free agent on 5/8
- 2011 On disabled list with a right hand fracture, 4/30-6/13
- 2012 On disabled list with a left hand fracture, 5/3-6/8
- 2012 On disabled list with a left-hamstring strain, 7/25-8/12
- 2013 On disabled list with a left foot strain, 6/9-23
- 2014 Signed by the Boston Red Sox as a free agent on 11/25

Additional Batting Statistics

YEAR	CLUB	OBP	SLG	OPS	TB	GDP
2008	SAN FRANCISCO	.357	.490	.847	71	6
2009	SAN FRANCISCO	.387	.556	.943	318	10
2010	SAN FRANCISCO	.323	.409	.732	230	26
2011	SAN FRANCISCO	.357	.552	.909	235	12
2012	SAN FRANCISCO	.342	.447	.789	177	13
2013	SAN FRANCISCO	.341	.417	.758	219	19
2014	SAN FRANCISCO	.324	.415	.739	244	16
Major League Totals		.346	.465	.811	1,494	102

Wild Card Record

YEAR	CLUB	AVG.	G	AB	R	H	2B	3B	HR	RBI	SH	SF	HB	BB	SO	SB	CS	E
2014	SF vs. PIT	.500	1	4	2	2	0	0	0	0	0	0	0	1	1	0	0	0

Division Series Record

YEAR	CLUB	AVG.	G	AB	R	H	2B	3B	HR	RBI	SH	SF	HB	BB	SO	SB	CS	E
2010	SF vs. ATL	.167	2	6	0	1	0	0	0	0	0	0	0	1	2	0	0	1
2012	SF vs. CIN	.333	5	21	2	7	2	0	1	3	0	1	0	0	2	0	0	1
2014	SF vs. WAS	.211	4	19	1	4	1	0	0	1	0	0	0	1	4	0	0	0
Division Series Totals		.261	11	46	3	12	3	0	1	4	0	1	0	2	8	0	0	2

Championship Series Record

Year	Tm	AVG.	G	AB	R	H	2B	3B	HR	RBI	SH	SF	HB	BB	SO	SB	CS	E
2010	SF vs. PHI	.250	3	8	0	2	1	0	0	2	0	0	0	1	0	0	0	1
2012	SF vs. STL	.310	7	29	4	9	2	0	2	6	0	0	0	2	4	0	0	2
2014	SF vs. STL	.400	5	20	3	8	3	0	0	0	0	0	1	2	2	0	0	0
LCS Totals		.333	15	57	7	19	6	0	2	8	0	0	1	5	6	0	0	3

World Series Record

YEAR	CLUB	AVG.	G	AB	R	H	2B	3B	HR	RBI	SH	SF	HB	BB	SO	SB	CS	E
2010	SF vs. TEX	.000	1	3	0	0	0	0	0	0	0	0	0	1	0	0	0	0
2012	SF vs. DET	.500	4	16	3	8	1	0	3	4	0	0	0	1	2	0	0	0
2014	SF vs. KC	.429	7	28	6	12	3	0	0	4	0	0	1	1	4	0	0	0
World Series Totals		.426	12	47	9	20	4	0	3	8	0	0	1	2	7	0	0	0

All-Star Game Record

YEAR	CLUB	AVG.	G	AB	R	H	2B	3B	HR	RBI	SH	SF	HB	BB	SO	SB	CS	E
2011	NL at ARI	1.000	1	1	0	1	1	0	0	1	0	0	0	0	0	0	0	0
2012	NL at KC	.500	1	2	1	1	0	1	0	3	0	0	0	0	0	0	0	0
All-Star Game Totals		.667	2	3	1	2	1	1	0	4	0	0	0	0	0	0	0	0

World Baseball Classic Record

YEAR	CLUB	AVG.	G	AB	R	H	2B	3B	HR	RBI	SH	SF	HB	BB	SO	SB	CS	E
2013	Venezuela	.308	3	13	1	4	2	0	1	4	0	0	0	1	2	0	0	0

Career Fielding Record

YEAR	CLUB	POS	PCT.	G	GS	PO	A	E	TC	DP
2008	SAN FRANCISCO	C	1.000	11	9	76	6	0	82	1
		1B	.991	17	13	100	12	1	113	7
		3B	1.000	12	12	3	14	0	17	0
2009	SAN FRANCISCO	C	1.000	3	3	21	2	0	23	0
		1B	.985	26	24	181	10	3	194	10
		3B	.960	120	120	70	195	11	276	13
2010	SAN FRANCISCO	1B	1.000	11	10	79	0	0	79	6
		3B	.961	143	136	93	228	13	334	23
2011	SAN FRANCISCO	1B	1.000	6	6	54	6	0	60	3
		3B	.966	106	101	71	214	10	295	16
2012	SAN FRANCISCO	1B	1.000	3	2	10	1	0	11	1
		3B	.954	102	101	63	207	13	283	13
2013	SAN FRANCISCO	3B	.940	137	137	77	206	18	301	14
2014	SAN FRANCISCO	3B	.971	151	150	89	282	11	382	27
Career Totals		C	1.000	14	12	97	8	0	105	1
		1B	.991	63	55	424	29	4	457	27
		3B	.960	771	757	466	1346	76	1888	106

Pablo Sandoval, Continued

Career Single-Game Highs

HITS	4, 8 times, last 9/4/13 for SF at SD
DOUBLES	3, 9/11/11 for SF vs. LAD
HOME RUNS	3, 9/4/13 for SF at SD
RBI	6, 9/4/13 for SF at SD
RUNS SCORED	4, 9/29/09 for SF vs. ARI
WALKS	3, 5 times, last 6/28/14 for SF vs. CIN
STRIKEOUTS	3, 7 times, last 9/6/14 for SF at DET
STOLEN BASES	1, 11 times, last 9/19/12 for SF vs. COL
HITTING STREAK	22, 6/19/11-7/14/11
EJECTIONS	None

Home Run Notes

MULTI-HOME RUN GAMES (6)

3-HOME RUN GAMES (1)

9/4/13 for SF at SD

2-HOME RUN GAMES (5)

6/15/09 for SF vs. LAA

6/27/09 for SF at MIL

9/5/11 for SF at SD

9/18/11 for SF at COL

9/20/12 for SF vs. COL

LEADOFF HOME RUNS (0)

GRAND SLAMS (1)

7/6/09 for SF vs. FLA off Sean West

PINCH-HIT HOME RUNS (0)

EXTRA-INNING HOME RUNS (4)

10/4/09 for SF at SD off Ryan Webb (10th)

6/30/11 for SF at CHC off John Grabow (13th)

8/21/11 for SF at HOU off Mark Melancon (11th)

5/21/13 for SF vs. WSH off Yunesky Maya (10th)

GAME-ENDING HOME RUNS (2)

5/12/09 for SF vs. WSH off Joe Beimel

5/21/13 for SF vs. WSH off Yunesky Maya

INSIDE-THE-PARK HOME RUNS (0)

HOW THEY BECAME THE RED SOX

As 1 of 8 clubs to enter into the newly formed American League in 1901, the Red Sox were initially called the Boston Americans. Other nicknames for the club at that time were the Somersets, after original owner Charles W. Somers; Plymouth Rocks; Speed Boys; Puritans; and Pilgrims, but they were officially called the Americans. These various names were applied until 12/18/1907, when the current name "Red Sox" was adopted. The origin of this name is traced to the Boston Red Stockings of the powerful National League in the 1870's and 1880's. In 1907 the Red Stockings (who later became the Braves) abandoned the red hosiery they customarily wore. Manager Fred Tenney believed that the red dye in the socks could possibly cause infection in spike wounds. Red Sox Owner John I. Taylor stated, "From now on we'll wear red stockings, and I'm grabbing that name Red Sox!"

77 TRAVIS SHAW

1B



Full Name: Travis R. Shaw
Bats: Left **Throws:** Right **Height:** 6-4 **Weight:** 225
Opening Day Age: 24 (Turns 25 on April 16)
Born: April 16, 1990 in Washington Court House, OH
Resides: Washington Court House, OH
Major League Service: None
Acquired: Selected in the ninth round of the 2011 June Draft
Signed By: Jon Adkins (Red Sox)
Contract Status: Signed through 2015

Career Highlights

🔥 Entering 5th professional season and 2nd in Major League Spring Training camp...Added to the 40-man roster on 11/20/14.

🔥 Has totaled 56 HR over his 3 full minor league seasons, the most among Red Sox farmhands since 2012.

🔥 Enters 2014 as the Red Sox's 2nd-highest rated 1B prospect according to *Baseball America*.

🔥 Named to the 2013 Arizona Fall League's Top Prospects Team after pacing the AFL in AB/HR (12.2) for the title-winning Saguaros.

🔥 Was twice drafted by the Red Sox...First selected in the 32nd round of the 2008 June Draft but did not sign... Signed with Boston after selection in the 9th round of the 2011 June Draft.

🔥 Participated in the 2014 Red Sox Rookie Development Program.

2014: Led the Red Sox farm system with 21 HR in 128 games between Double-A Portland and Triple-A Pawtucket.

🔥 Combined to hit .278 (136-for-490) with 29 2B, 2 3B, 21 HR, and 78 RBI in 128 games between the 2 stops.

🔥 Had an overall .304 AVG and .926 OPS against right-handed pitching.

🔥 Ranked 3rd in the system in RBI and was 4th in runs scored (78).

🔥 Appeared primarily at 1B (110 games)...Also saw time at 3B (12 games).

🔥 Began the year with the Sea Dogs, reaching base via hit, walk, or HBP in 40 of 47 games (85%).

🔥 Had a season-best 4 hits on 4/18 at New Britain (4-for-4, HR, 4 RBI).

🔥 Named organization's best minor league hitter for May (.331, 9-for-118, 8 HR).

🔥 Homered in 4 of his last 8 Double-A games before 1st promotion to Triple-A on 5/26...Finished the year with the PawSox.

🔥 At time of 5/26 promotion, ranked among Eastern League leaders in HR (3rd, 11), BB (3rd, 29), OBP (8th, .406), SLG (6th, .548), and OPS (5th, .954).

🔥 From 6/25-7/25, hit .337 (34-for-101) with 10 2B, 6 HR, and 23 RBI for the PawSox...In that stretch, T-2nd in the IL in HR and ranked 4th in XBH (16).

🔥 Reached base safely in 24 consecutive games from 7/1-30 (.333, 30-for-90, 14 BB, .419 OBP).

🔥 Helped the PawSox to the Governors' Cup title...Appeared in all 9 of the club's playoff games, batting .306 (11-for-36) with 2 2B, 2 HR, 4 RBI, and 6 BB...Includes 3-for-4 effort with a HR in the Triple-A Championship Game.

2013: Played the entire season with Double-A Portland and tied for the team lead with 16 HR, T-3rd most in the Red Sox farm system.

🔥 Finished 5th in the Eastern League with a team-high 78 BB.

🔥 Reached safely via hit, walk, or HBP in 97 of 127 games (77%).

🔥 Led the Sea Dogs with 111 games at 1B...Also played 4 games at 3B and appeared 12 times as DH.

🔥 Topped Double-A batters with 23 BB in April.

🔥 Hit all 16 HR in his last 100 games beginning on 5/7, T-7th most in the EL in that time.

🔥 Had season monthly highs with 25 hits, 4 HR, and 16 RBI in June.

🔥 Clubbed a season-high 2 HR on 7/2 vs. Trenton and reached in all 4 PA (2-for-2, 2 HR, 2 RBI, 2 BB, SB).

🔥 Reached base in his 1st 24 games of the season from 4/4-5/2 (.259, 22-for-85, 25 BB, .429 OBP).

🔥 Hit a grand slam on 6/30 vs. New Hampshire as part of a season-high 5-RBI effort.

🔥 Went 3-for-4 with a HR as Portland defeated Harrisburg on 7/27 at Fenway Park.

🔥 Following the season, helped Surprise to the Arizona Fall League championship...Led AFL qualifiers with an average of 12.2 AB/HR, and ranked among AFL leaders in AVG (6th, .361), HR (T-2nd, 5), RBI (3rd, 19), OBP (5th, .452), SLG (2nd, .705), OPS (2nd, 1.157), and XBH (5th, 11).

🔥 Following the season, named to the AFL's Top Prospects Team.

Travis Shaw, Continued

👉 Earned AFL Player of the Week honors for 12/5-11 (.538 AVG, 7-for-13, 2 2B, HR, 2 RBI, 5 BB).

2012: Spent most of the season with High-A Salem and was a Carolina League mid- and post-season All-Star...Promoted to Double-A Portland to start August.

👉 Combined to bat .287 (133-for-464) with 44 2B, 3 3B, 19 HR, 85 RBI, 80 BB, 82 runs, and 12 SB between the Salem Sox and Sea Dogs.

👉 Led Red Sox minor leaguers in doubles and finished among organizational leaders in RBI (2nd) and HR (T-4th).

👉 Began the year with Salem and placed 3rd among High-A qualifiers with a .957 OPS.

👉 Led the CL with a .411 OBP and .545 SLG, while ranking among league leaders in AVG (4th, .305), XBH (T-2nd, 50), RBI (4th, 73), BB (3rd, 59), and AB/HR (3rd, 22.1).

👉 Went a combined 5-for-8 (.625) with the bases loaded, including a grand slam on 5/9 vs. Potomac.

👉 Named Batter of the Week in the CL for 5/29-6/3 (.400, 10-for-25, 4 HR, 11 RBI).

👉 Was MVP of the California-Carolina League All-Star Game on 6/9 after knocking a 2-run HR.

👉 Reached safely via walk or hit in 27 of 31 games (87%) for Portland after early-August call-up.

2011: In his 1st pro season, led Short-A Lowell with 36 RBI and 34 BB and ranked 2nd with 13 2B, 8 HR, and 33 runs.

👉 Also ranked among team leaders in games (T-3rd, 57) and hits (T-2nd, 53).

👉 Named the New York-Penn League Batter of the Week for 6/27-7/3 after setting a Spinners single-game record with 10 total bases (4-for-4, 3 2B, HR, 5 RBI, 2 BB, 3 R) on 7/2 at Connecticut.

👉 Placed on the DL on 8/1 with a left shoulder strain and returned on 8/12.

👉 Transferred to Single-A Greenville on 9/4 with 2 games left in the season.

Personal

👉 Married to Lindy.

👉 Hit .307 (75-for-244) with a conference-leading 14 HR and posted a .553 SLG and 51 RBI in 62 games at Kent State University in 2011...Named to the All-MAC 1st-Team in 2011 and 2nd-Team in 2010.

👉 His father, Jeff, pitched parts of 12 ML seasons from 1990-2001.

👉 Selected by Boston in the 32nd round of the 2008 June Draft but did not sign.

👉 Graduated from Washington Sr. High School in 2008.

In the Community

Travis was involved in local community outreach through his participation in the Red Sox 2014 Rookie Development program, including visiting Boston Children's Hospital and painting murals at the McKinley Middle School in Boston with members of the Red Sox Scholars program.

Travis Shaw's Career Record

YEAR	CLUB	AVG	G	AB	R	H	2B	3B	HR	RBI	SH	SF	HB	BB	SO	SB	CS	E
2011	Lowell	.262	57	202	33	53	13	0	8	36	0	2	2	34	47	3	0	9
	Greenville	.333	2	9	1	3	1	0	0	1	0	0	0	1	0	0	0	0
2012	Salem	.305	99	354	69	108	31	3	16	73	0	3	7	59	81	11	2	13
	Portland	.227	31	110	13	25	13	0	3	12	0	1	1	21	34	1	1	2
2013	Portland	.221	127	444	57	98	21	4	16	50	0	2	5	78	117	7	3	9
2014	Portland	.305	47	177	35	54	8	1	11	37	1	0	1	29	23	5	3	4
	Pawtucket	.262	81	313	43	82	21	1	10	41	0	4	1	28	76	2	0	1
Minor League Totals		.263	444	1609	251	423	108	9	64	250	1	12	17	250	378	29	9	43

2009 Selected by the Boston Red Sox in the 32nd round of the June Draft (did not sign)

2011 Signed by the Boston Red Sox as a ninth-round selection in the June Draft

81 MATT SPRING

CATCHER



Full Name: Matthew Carl Spring
Bats: Right **Throws:** Right **Height:** 6-2 **Weight:** 225
Opening Day Age: 30
Born: November 7, 1984 in Phoenix, AZ
Resides: Columbus, GA
Major League Service: None
Acquired: Signed as a minor league free agent on December 16, 2013
Signed By: Fred Repke (Rays)
Contract Status: Signed through 2015

Non-Roster Invitee

Career Highlights

🔥 Has hit 87 HR in 647 minor league games spanning 11 seasons (2004-14)...Signed by TB as a 4th-round selection in the 2004 June Draft.

🔥 Entering 5th season in the Red Sox organization, 1st in Boston's Major League Spring Training camp...Originally joined BOS system as a minor league free agent prior to the 2011 season.

🔥 Named a 2013 Mid-Season Eastern League All-Star with Double-A Portland in 2013.

🔥 Has hit 36 of his 87 career HR in 204 games over the last 4 years since joining the Red Sox system.

🔥 Most of his professional experience has come behind the plate (505 games)...Has also appeared in 33 games at 1B, with 29 of those since joining the Red Sox organization in 2011.

🔥 As a member of the TB organization in 2008, received the Erik Walker Community Champion Award, honoring a Rays minor leaguer who exemplifies teamwork, sportsmanship, and community involvement.

2014: For a 3rd straight season, spent time with both Double-A Portland (31 games) and Triple-A Pawtucket (12 games)...Combined to hit .241 (33-for-137) with 12 2B, 8 HR, and a .504 SLG.

🔥 In 14 games behind the plate, threw out 3 of 18 attempted base stealers (16.7%)...Also appeared in 2 games at 1B.

🔥 Began the year with Portland and hit 6 HR in 31 games...Of his 24 hits for the Sea Dogs, 13 went for extra bases (54.2%).

🔥 Went deep in back-to-back games played on 4/22 at Binghamton and 4/25 vs. Trenton.

🔥 His other 4 HR for Portland came within 7 games from 6/17-29.

🔥 Set season highs with 2 HR and 5 RBI on 6/29 at Reading.

🔥 Joined the PawSox on 7/10 but played only 12 games...Went on the DL on 8/16 (retro to 8/14) with a left ankle sprain and missed the rest of the season.

🔥 Reached safely in 7 of his 9 starts for the PawSox, batting .290 (9-for-31) in those contests.

🔥 Re-signed by the Red Sox as a minor league free agent on 10/29.

2013: Played the entire season with Double-A Portland and named a mid-season Eastern League All-Star.

🔥 Caught the 2nd-most games on the Sea Dogs (39) while also appearing at 1B (10 G).

🔥 Had a .289 AVG (22-for-76) with 5 2B, 5 HR, and 18 RBI at Hadlock Field.

🔥 Missed most of April on the DL with a right hamstring strain from 4/4-26.

🔥 Hit .348 (24-for-69) with a .710 SLG (7 2B, 6 HR, 25 RBI) over his first 18 games of the season through 6/5.

🔥 Had 2 HR and had 6 RBI on 5/18 vs. Binghamton.

🔥 Re-signed by the Red Sox as a minor league free agent on 12/16.

2012: Spent the majority of the season at Double-A Portland, playing 60 games.

🔥 Made 52 appearances at C and 11 at 1B...Caught 14 of 79 (17.7%) attempted base stealers.

🔥 Also appeared in 2 games with Triple-A Pawtucket.

🔥 After the season, played in 3 games for Escogido of the Dominican Winter League.

2011: Set career highs in AVG (.250), HR (11), RBI (36), SLG (.541), and OPS (.858) in 47 games between 3 teams in his 1st season in the Red Sox organization.

🔥 Signed by the Red Sox on 3/13 as a minor league free agent.

🔥 Split time between High-A Salem and Double-A Portland...Also spent a short stint at Triple-A Pawtucket in August.

🔥 In 37 appearances behind the plate, caught 21 of 60 (35.0%) attempted base stealers.

Matt Spring, Continued

👉 Reached safely by hit, walk, or HBP in 17 of 20 Double-A games.

2010: Batted .225 (38-for-169) in 48 games between TB's High-A Charlotte and Double-A Montgomery clubs.

👉 Began the year with Charlotte and was on the DL from 6/9-15.

👉 Joined Montgomery on 7/23 and hit a 1st-inning grand slam on 8/23 at Huntsville.

👉 Threw out 6 of 22 (27.2%) attempted base stealers.

👉 Released by TB on 11/6.

2009: Returned to Double-A Montgomery in the Rays system as the team's primary backstop, playing 68 games.

👉 Caught 22 of 89 (22.5%) attempted base stealers.

👉 Batted .269 with a .841 OPS against left-handed pitching.

👉 Hit 6 of his 8 HR in his last 27 games of the season beginning on 6/18.

2008: Spent entire season with Double-A Montgomery, splitting time with John Jaso.

👉 Won the 2nd annual Erik Walker Community Champion Award, honoring a Rays minor leaguer who exemplifies teamwork, sportsmanship, and community involvement.

👉 After the season, played for Peoria of the Arizona Fall League.

2007: In 59 games between Double-A Montgomery and Single-A Columbus, hit .186 (35-for-188).

👉 Combined to catch 20 of 64 (31.3%) attempted base stealers.

2006: Split time between High-A Hudson Valley and Single-A Southwest Michigan.

👉 Batted .204 (70-for-343) with 8 HR in a career-high 98 games.

👉 Totaled a career-best 113 total bases.

👉 Threw out a combined 26 of 92 (28.3%) attempted base stealers.

2005: Returned for a 2nd season with Short-A Hudson Valley.

👉 Caught 26 of 69 (37.7%) attempted base stealers.

2004: Played 50 games for Short-A Hudson Valley after signing with TB as a 4th-round draft pick.

👉 Homered in pro debut on 6/18 at New Jersey.

Personal

👉 Married to Meredith...They have a son, Bo.

👉 Led Dixie State (UT) College with a .376 AVG (71-for-189), 16 2B, 12 HR, and 65 RBI in 63 games as a freshman in 2004, leading the team to the NJCAA national championship.

👉 Became the highest-drafted player from Dixie State (UT) College when selected by the Rays in the 4th round of the 2004 June Draft.

👉 Graduated in 2003 from Cactus High School in Glendale, AZ.

Matt Spring's Career Record

YEAR	CLUB	AVG.	G	AB	R	H	2B	3B	HR	RBI	SH	SF	HB	BB	SO	SB	CS	E
2004	Hudson Valley	.220	50	168	20	37	4	2	8	23	0	3	3	17	62	0	1	3
2005	Hudson Valley	.188	50	170	24	32	8	1	4	19	0	2	2	27	60	2	0	7
2006	SW Michigan	.205	48	176	14	36	11	0	4	13	0	2	1	7	67	3	0	5
	Hudson Valley	.204	50	167	13	34	8	0	4	15	2	2	1	13	66	0	2	4
2007	Columbus	.209	30	91	9	19	4	1	3	18	0	0	0	10	24	0	0	1
	Montgomery	.165	29	97	11	16	4	0	4	11	3	2	0	5	32	0	0	5
2008	Montgomery	.248	70	246	28	61	16	1	9	30	0	3	3	22	68	0	1	4
2009	Montgomery	.196	68	224	23	44	13	0	8	33	1	2	2	22	74	0	0	6
2010	Charlotte	.252	29	103	14	26	4	0	4	12	2	1	0	8	25	0	0	2
	Montgomery	.182	19	66	10	12	5	0	3	15	0	2	2	4	20	1	0	2
2011	Salem	.250	24	88	13	22	7	0	7	23	0	0	0	6	32	0	1	0
	Portland	.257	20	74	12	19	9	0	4	13	0	0	2	9	27	0	0	0
	Pawtucket	.200	3	10	0	2	1	0	0	0	0	0	0	0	5	0	0	0
2012	Portland	.197	60	198	16	39	8	0	7	22	0	0	3	23	74	0	2	6
	Pawtucket	.333	2	9	1	3	1	0	0	1	0	0	0	0	4	1	0	0
2013	Portland	.222	52	185	21	41	12	0	10	34	0	1	2	10	64	0	0	5
2014	Portland	.233	31	103	17	24	7	0	6	23	0	4	3	10	32	0	0	0
	Pawtucket	.265	12	34	7	9	5	0	2	7	0	1	1	3	15	0	0	0
Minor League Totals		.215	647	2209	253	476	127	5	87	312	8	25	25	196	751	7	7	50

2004 Signed by the Tampa Bay Rays as a fourth-round selection in the June Draft

2011 Signed by the Boston Red Sox as a minor league free agent on 3/13

2013 Re-signed by the Boston Red Sox as a minor league free agent on 12/16

62 ZEKE SPRUILL

RHP



Full Name: Ezekiel Stephen Spruill
Bats: Switch **Throws:** Right **Height:** 6-5 **Weight:** 200
Opening Day Age: 25 (Turns 26 on September 11)
Born: September 11, 1989 in Chesapeake, VA
Resides: Cocoa Beach, FL
Major League Service: 42 days
Acquired: From Arizona in exchange for RHP Myles Smith on December 12, 2014
Signed By: Brian Bridges (Braves)
Contract Status: Signed through 2015

Career Highlights

🔴 Entering his 1st season in the Red Sox system after being acquired via trade with ARI on 12/12/14...Originally a 2nd-round selection by ATL in the 2008 June Draft...Was a part of the 7-player deal between ATL and ARI that sent OF Justin Upton to the Braves on 1/24/13.

🔴 Made his ML debut with the D-backs in 2013...Has appeared in 12 games (3 starts) for his ML career all over the last 2 seasons...2015 will mark 8th season in professional baseball.

🔴 For his ML career has posted a 2.91 ERA (7 ER/21.2 IP) in 9 games as a reliever and a 6.57 ERA (9 ER/12.1 IP) as a starter (3 GS).

🔴 Entered the 2014 season rated the No. 16 prospect in the ARI system according to *Baseball America*...The publication also rated him as possessing the best control in the ATL system after the 2011 season.

🔴 Participated in the Red Sox Rookie Development Program in January 2015.

🔴 Began his pro career with a 13-game winning streak...Took his 1st loss as a professional in May of 2009...Went 7-0 in his 1st season in 2008, and began 2009 at 6-0.

🔴 Selected to the 2012 Southern League mid-season All-Star team while at Double-A Mississippi...Led the SL in IP (161.2), starts (tied, 27), and was T-4th in wins (9), and 9th in ERA (3.67).

🔴 Named High-A Lynchburg's Pitcher of the Year in 2011 after posting a 3.19 ERA (46 ER/129.2 IP) with 5 complete games in 20 starts...Rated the No. 11 prospect in the Carolina League by *Baseball America* after the season.

🔴 Also a 2009 South Atlantic League mid-season All-Star while pitching for Single-A Rome.

2014: Began his 2nd season in the ARI organization...Appeared in 6 games for the Diamondbacks, making 1 start, over his 3 stints with the club.

🔴 Entered the season rated the D-backs' No. 4 prospect according to MLB.com.

🔴 Began the year with Triple-A Reno working out of the bullpen.

🔴 Posted a 3.71 ERA (11 ER/26.1 IP) in his 17 relief appearances in the minors and a 7.22 ERA (42 ER/52.1 IP) in 11 starts.

🔴 Recalled by ARI as the 26th man for a DH on 5/25 at NYM...Started the 2nd game of the DH (L, 5.1 IP, 3 ER) and returned to Reno after.

🔴 Recalled for the 2nd time on 6/25...Threw 4.0 innings of relief that day vs. CLE and was optioned back to Reno postgame.

🔴 Was on the disabled list from 7/1-8/7 with a strained right elbow...Stint included 3-games with the Rookie-level Arizona League D-backs.

🔴 Recalled by ARI a 3rd time on 9/9 and spent the rest of the season in the majors.

🔴 Earned his 1st ML win on 9/14 at SD by throwing 3.0 scoreless innings of relief...Also got his 1st ML hit, a single off Odrisamer Despaigne.

🔴 Acquired by the Red Sox in exchange for RHP Myles Smith on 12/12, the same day that the 2 clubs swapped LHP Wade Miley in exchange for RHP's Rubby De La Rosa and Allen Webster and INF Raymel Flores.

2013: Was traded to ARI in a 7-player deal that included OF Justin Upton going to ATL on 1/24...Made his ML debut with the D-backs appearing in 6 games, making 2 starts over his 2 stints with the club.

🔴 Was sent to ARI along with INF/OF Martin Prado, INF Nick Ahmed, RHP Randall Delgado, and INF Brandon Druy in exchange for Upton and INF Chris Johnson on 1/24.

🔴 Began the year with Double-A Mobile.

🔴 Despite taking the loss in 3 of his 5 starts at Mobile, posted a 1.42 ERA (5 ER/31.2 IP).

🔴 Was promoted to Triple-A Reno in May.

🔴 Earned the win in his Triple-A debut on 5/2 vs. Las Vegas (5.2 IP, 0 ER).

🔴 Put together back-to-back scoreless appearances, earning wins in both, 6/9-15...Threw a 7-hit SHO on 6/9 at Colorado Springs and followed that with 8.0 scoreless innings on 6/15 at Tucson.

Zeke Spruill, Continued

- 👉 Was recalled by ARI on 6/21 and made his ML debut that day vs. CIN...Threw 1.0 scoreless inning in relief.
- 👉 Posted a 2.08 ERA (1 ER/4.1 IP) over 4 relief appearances and was optioned to Reno after the game on 6/28.
- 👉 Did not allow runs in his first 2 starts with Reno since being optioned back...Threw 5.0 scoreless IP on 7/22 at Las Vegas and 8.0 scoreless IP on 7/27 vs. Tacoma.
- 👉 Recalled for the 2nd time on 8/1 and made his 1st ML start that night at TEX (L).
- 👉 Made his next start, his final appearance of the year, 8/11 vs. NYM.
- 👉 Overall was 0-2, 7.71 ERA (6 ER/7.0 IP) in his 2 starts.

2012: Spent the entire season with Double-A Mississippi where he made a career-high 27 starts for the 2nd straight season and led the staff in innings (161.2).

- 👉 Named a Southern League mid-season All-Star.
- 👉 Among all SL leaders, finished 1st in innings, T-1st in starts, T-4th in wins (9), and 9th in ERA (3.67).
- 👉 Had 18 quality starts.
- 👉 Posted a sub-3.00 ERA in 6 starts in each May (2.88) and August (2.84).
- 👉 Allowed 9 ER in 3.1 IP on 7/11 at Jacksonville which moved his ERA to 4/29...Over his final 9 appearances after that game, allowed 2 ER or fewer (2.47 ERA, 15 ER/54.2 IP) to lower his season ERA to 3.67.
- 👉 Pitched for Phoenix in the Arizona Fall League after the season...Went 2-2, 3.63 ERA (9 ER/22.1 IP) in 7 starts.
- 👉 For the 2nd straight year was rated the No. 9 prospect in the ATL minor league system after the season by *Baseball America*.

2011: Led all of minor league baseball with 6 complete games between High-A Lynchburg and Double-A Mississippi.

- 👉 Combined to go 10-11 with a 3.19 ERA over 27 starts between both levels.
- 👉 Allowed 3 runs or less in 21 of his 27 starts and had 16 quality starts.
- 👉 Began the season with Lynchburg where he was named the team's Pitcher of the Year.
- 👉 Led the Carolina League in WHIP (1.01) and complete games (5), and ranked 2nd in opponent AVG (.227), and 5th in ERA (3.19).
- 👉 Named CL Pitcher of the Week for the week ending 4/25 (1-0, 7.0 IP, 3 H, BB, 8 SO).
- 👉 Threw a 3-hit CG shutout on 5/16 at Kinston...Struck out 5 without issuing a walk over 9.0 innings.
- 👉 Was promoted to Mississippi on 8/1 and finished the season there.
- 👉 Took the loss in a 1-0 defeat despite throwing a 4-hit CG on 8/27 vs. Birmingham (9.0 IP).
- 👉 Rated the No. 11 prospect in the CL after the season by *Baseball America*...Also ranked the No. 9 prospect in the ATL minor league system by BA.

2010: Appeared in only 16 games (15 starts) between Single-A Myrtle Beach and Rookie-level Gulf Coast League Braves due to a fractured right hand.

- 👉 Made his first 2 starts of the season (0-1, 12.96 ERA, 12 ER/8.1 IP).
- 👉 Fractured his right hand and was on the DL from 4/20-7/3.
- 👉 Made 2 starts for the GCL Braves before rejoining Myrtle Beach in July.
- 👉 Posted a 4.45 ERA (28 ER/56.2 IP) in 12 games (11 starts) after rejoining the club.

2009: Spent the majority of the season with Single-A Rome where he was a South Atlantic League mid-season All-Star.

- 👉 Earned the 1st save of his career in his season debut with Rome on 4/9 at Charleston (4.0 IP).
- 👉 Took the 1st loss of his pro career on 5/20 vs. Asheville, ending a 13-game win streak that began in 2008...Won the first 6 games of 2009 after going 7-0 with the GCL Braves in 2008.
- 👉 Posted a better ERA after the All-Star break (2.56, 13 ER/45.2 IP) than before (3.33, 26 ER/70.1 IP), despite having a worse record in the 2nd half (1-4)...Was 7-2 before the break.
- 👉 Transferred to the GCL Braves on 7/29...Made 4 starts and rejoined Rome where he finished the season.
- 👉 After the season was rated the No. 8 prospect in the ATL minor league system by *Baseball America*.

2008: Was drafted by ATL in June and began his professional career with the GCL Braves.

- 👉 Named the GCL Braves' Pitcher of the Year.
- 👉 Led all GCL pitchers in wins (7).
- 👉 Earned wins in 6 straight appearances from 6/30-8/2, posting a 1.78 ERA (5 ER/25.1 IP) in that span.
- 👉 After the season was rated the No. 15 prospect in the ATL minor league system by *Baseball America*...The publication also rated him the No. 17 prospect in the Gulf Coast League.

Personal

👤 Was a 2008 graduate of Kell (GA) High School.

In the Community

Zeke participated in local community outreach with the Red Sox Rookie Development Program in January 2015, which included visits to the Jimmy Fund and the Curley K-8 School where he helped paint murals with the students and members of the Red Sox Scholars Program.

Zeke Spruill's Career Record

YEAR	CLUB	W-L	ERA	G	GS	CG	SHO	SV	IP	H	R	ER	HR	HB	BB	SO	WP	BK
2008	GCL Braves	7-0	2.93	10	3	0	0	0	40.0	42	16	13	1	1	8	32	0	0
2009	Rome	8-6	3.03	20	19	0	0	1	116.0	120	54	39	9	7	24	95	2	1
	GCL Braves	1-0	4.58	4	4	0	0	0	19.2	24	15	10	2	3	5	23	3	1
2010	Myrtle Beach	3-5	5.54	14	13	1	0	0	65.0	83	44	40	4	4	13	41	1	0
	GCL Braves	0-0	3.00	2	2	0	0	0	3.0	4	1	1	0	0	1	1	0	0
2011	Lynchburg	7-9	3.19	20	20	5	1	0	129.2	108	56	46	7	8	23	92	5	1
	Mississippi	3-2	3.20	7	7	1	0	0	45.0	45	18	16	3	5	17	16	1	0
2012	Mississippi	9-11	3.67	27	27	1	0	0	161.2	158	81	66	8	6	46	106	5	1
2013	Mobile	0-3	1.42	5	5	0	0	0	31.2	24	7	5	0	0	12	20	1	0
	Reno	6-5	4.21	16	16	1	1	0	92.0	98	48	43	8	3	33	48	0	2
	ARIZONA	0-2	5.56	6	2	0	0	0	11.1	17	11	7	3	1	5	9	0	0
2014	Reno	3-7	6.04	28	11	0	0	1	79.0	89	58	53	10	6	21	71	4	0
	AZL D-Backs	0-2	7.50	3	2	0	0	0	6.0	8	5	5	0	0	1	6	0	0
	ARIZONA	1-1	3.57	6	1	0	0	0	22.2	27	11	9	0	1	4	14	0	0
Major League Totals		1-3	4.24	12	3	0	0	0	34.0	44	22	16	3	2	9	23	0	0
Minor League Totals		47-50	3.85	156	129	9	2	2	788.2	803	403	337	52	43	204	551	22	6

Zeke Spruill

- 2008 Signed by the Atlanta Braves as a second-round selection in the June Draft
- 2013 Acquired by the Arizona Diamondbacks along with INF/OF Martin Prado, INF Nick Ahmed, RHP Randall Delgado, and INF Brandon Drury in exchange for OF Justin Upton and INF Chris Johnson on 1/24
- 2014 Acquired by the Boston Red Sox in exchange RHP Myles Smith on 12/12

Career Fielding Record

YEAR	CLUB	POS	PCT.	G	GS	PO	A	E	TC	DP
2013	ARIZONA	P	1.000	6	2	0	2	0	2	0
2014	ARIZONA	P	.667	6	1	0	2	1	3	0
	Career Fielding	P	.800	12	3	0	4	1	5	0

Career Single-Game Highs

- INNINGS PITCHED** 5.1, 5/24/14 for ARI at NYM (start)
4.0, 3 times, last 9/23/14 for ARI at MIN (relief)
- LOW-HIT COMPLETE GAME** None
- STRIKEOUTS** 3, 2 times, last 5/25/14 for ARI at NYM (start)
4, 2 times, last 9/9/14 for ARI at SF (relief)
- HITS ALLOWED** 10, 5/25/14 for ARI at NYM (start)
5, 9/23/14 for ARI at MIN (relief)
- RUNS ALLOWED** 5, 2 times, last 8/11/14 vs. NYM (start)
2, 4 times, last 9/23/14 for ARI at MIN (relief)
- WALKS ALLOWED** 2, 3 times, last 5/25/14 for ARI at NYM
- HOME RUNS ALLOWED** 3, 8/1/13 for ARI at TEX
- EJECTIONS** None
- SCORELESS INNINGS STREAK** 5.0, 6/25-9/9/14

71 BLAKE SWIHART CATCHER

Full Name: Blake Aubry Swihart
Bats: Switch **Throws:** Right **Height:** 6-1 **Weight:** 205
Opening Day Age: 23
Born: April 3, 1992 in Bedford, TX
Resides: Rio Rancho, NM
Major League Service: None
Acquired: Selected in the first round (26th overall) of the 2011 June Draft
Signed By: Matt Mahoney (Red Sox)
Contract Status: Signed through 2015



Career Highlights

🔴 Beginning 4th full professional season, his 2nd in Major League Spring Training camp...Added to the 40-man roster on 11/20/14.

🔴 Selected in 2011 June Draft with 26th overall pick in the 1st round...Was compensation pick for losing free agent Adrian Beltre to the Rangers.

🔴 Enters the season as Boston's No. 1 prospect according to *Baseball America*, the 1st Red Sox catcher to hold the distinction since 2000 (Steve Lomasney)...Also ranks as the No. 17 prospect in baseball.

🔴 Has been rated by *Baseball America* as Boston's top catching prospect following all 4 of his minor league seasons...Was the publication's 2014 Minor League Catcher of the Year and also named the starting catcher on *Baseball America*'s Minor League All-Star First Team.

🔴 In 2014, earned Double-A Sea Dogs team MVP honors and was a mid-season All-Star for the 2nd straight year (Double-A Eastern League in 2014, High-A Carolina League in 2013).

🔴 Has thrown out 44 percent (72 of 165) of attempted base stealers over the last 2 seasons...Led Double-A Eastern League qualifiers in 2014 (48%) and High-A Carolina League qualifiers in 2013 (42%)...Named Red Sox 2013 Minor League Defensive Player of the Year.

🔴 Was a member of championship minor league teams each of the last 2 years...Won the International League title with Triple-A Pawtucket in 2014, a year after helping High-A Salem to the Carolina League championship in 2013.

🔴 Participated in the Red Sox Rookie Development Program in both 2014 and 2015.

2014: Named the catcher on *Baseball America*'s All-Star First Team and BA's Minor League Catcher of the Year...Spent most of the year with Double-A Portland and was named the Sea Dogs' MVP, as well as a mid-season Eastern League All-Star...Then won the Governors' Cup with Triple-A Pawtucket.

🔴 Between the 2 clubs, combined to rank 6th among full-season Red Sox minor leaguers in AVG (.293) and was 5th in the system with career highs in both HR (13) and RBI (64).

🔴 Was primary catcher for a Sea Dogs team that posted the best season ERA in the EL (3.41).

🔴 Threw out 45.6 percent of attempted base stealers during the regular season, including an EL-best 47.5 percent (28 of 59) while with the Sea Dogs...Did not allow a passed ball all season.

🔴 Hit .295 (77-for-261), 5 HR, 30 RBI against right-handed pitching and .290 (45-for-155), 8 HR, 34 RBI against lefties.

🔴 Was the East Division's starting catcher in the EL All-Star Game on 7/16 in Altoona, in which he picked off a runner at 1B.

🔴 Hit .320 in April, .303 in June, and .326 in July...Ranked 8th in the EL with a .324 AVG (46-for-142) over his last 40 Double-A games from 6/14-8/3.

🔴 At time of 8/4 promotion to Triple-A, was leading the Sea Dogs in hits (104), 2B (23), and total bases (169).

🔴 In 5 playoff games for the Governors' Cup-champion PawSox, batted .333 (6-for-18) with 3 BB.

🔴 Following the season, named the Red Sox' No. 1 prospect by *Baseball America* and the No. 1 catching prospect in the EL (No. 8 overall)...Tabbed by BA as the best catcher in the Red Sox system for a 4th straight year, as well as the best athlete among Boston minor leaguers.

2013: Spent the entire season with High-A Salem and earned a spot on the Carolina League's mid-season All-Star team.

🔴 Named Red Sox Minor League Defensive Player of the Year and rated by *Baseball America* as the best defensive catcher in the Carolina League.

🔴 Led CL catchers in CS percentage (41.5, 44 of 106), games (101), chances (841), putouts (743), and assists (88).

🔴 Ranked 3rd among Red Sox full-season batters and 5th among CL qualifiers with a .298 AVG...Placed 11th in the Carolina League in OBP (.366).

🔴 Tied for 3rd in the CL and tied for 2nd among Red Sox farmhands with 7 triples.

👉 Switch-hitter batted .367 (29-for-79) vs. LHP and .279 (83-for-297) vs. RHP.

👉 Hit .324 (22-for-68) with 12 BB and a .420 OBP in May, reaching safely in 18 of 21 games.

👉 Started behind the plate for the Carolina League in the California/Carolina League All-Star Game on 6/18 in San Jose, CA...Went 1-for-3 with an RBI and a run scored and nabbed only attempted base stealer.

👉 Tabbed Red Sox Minor League Defensive Player of the Month for July.

👉 Hit safely in 25 of his last 28 regular season games beginning on 7/24...Led the CL with a .377 AVG (43-for-114) in that time.

👉 Caught all 5 postseason games en route to Salem's Mills Cup title.

👉 Following the season, named the No. 1 catching prospect and the No. 5 prospect overall in the Red Sox system by *Baseball America*...Also rated the No. 1 catching prospect in the Carolina League and the CL's No. 5 prospect overall by BA.

2012: Made full-season debut with Single-A Greenville and ranked among club leaders in triples (T-2nd, 4) and homers (T-4th, 7).

👉 Caught 27 of 86 (31.3%) opposing base stealers.

👉 Hit safely in 18 of 20 games from 5/10-6/7 (.342, 26-for-76, 9 XBH, 16 RBI).

👉 Batted .322 (19-for-59) in June.

👉 Knocked in a season-high 5 runs on 6/2 vs. Charleston.

👉 Missed time on the DL from 8/1-8/14 with a right hip strain.

👉 Following the season, ranked by *Baseball America* as Boston's No. 1 catching prospect and No. 6 prospect overall...Selected as the No. 17 prospect overall in the South Atlantic League by the same publication.

2011: Made pro debut with 2 games for Rookie-level Gulf Coast League Red Sox.

👉 Ranked by *Baseball America* as Boston's No. 1 catching prospect and No. 3 prospect overall following the season.

Personal

👉 Last name pronounced "SWY-hart."

👉 Rated the No. 1 catcher in the 2011 June Draft by *Baseball America*...Became the highest-drafted player out of New Mexico since Shane Andrews in 1990.

👉 Hit .602 (56-for-93) with 17 2B, 5 3B, 5 HR, 41 RBI, and 58 runs in 28 games as a senior at V. Sue Cleveland (NM) High School in 2011...Named to the Class 5A North All-Star squad by the New Mexico High School Coaches Association.

👉 Played for USA Baseball's 18U National Team in 2010 and led the team with a .448 AVG.

👉 Selected as a Louisville Slugger All-American and participated in the AFLAC All-American High School Baseball Classic in 2010.

In the Community

Blake was involved in local community outreach through his participation in the 2014 and 2015 Red Sox Rookie Development programs, including visiting the Jimmy Fund and Boston Children's Hospital, and painting murals at McKinley Middle School and the Curley K-8 School in Boston with members of the Red Sox Scholars program...In 2014, attended the Red Sox Foundation's Casino Night and participated in the Fort Myers "Days of Service"...Also participated in the New Stars for Young Stars event in January 2014, benefitting the Jimmy Fund.

**BASEBALL AMERICA'S TOP 10
RED SOX PROSPECTS FOR 2015**

1.	Blake Swihart	C
2.	Henry Owens	LHP
3.	Rusney Castillo	OF
4.	Eduardo Rodriguez	LHP
5.	Brian Johnson	LHP
6.	Rafael Devers	3B
7.	Manuel Margot	OF
8.	Matt Barnes	RHP
9.	Deven Marrero	SS
10.	Garin Cecchini	3B/OF

Blake Swihart

Blake Swihart's Career Record

YEAR	CLUB	AVG	G	AB	R	H	2B	3B	HR	RBI	SH	SF	HB	BB	SO	SB	CS	E
2011	GCL Red Sox	.000	2	6	0	0	0	0	0	0	0	0	0	0	2	0	0	0
2012	Greenville	.262	92	344	44	90	17	4	7	53	0	8	0	26	68	6	2	7
2013	Salem	.298	103	376	45	112	29	7	2	42	1	3	1	41	63	7	8	10
2014	Portland	.300	92	347	47	104	23	3	12	55	0	3	1	29	65	7	1	8
	Pawtucket	.261	18	69	6	18	3	1	1	9	0	0	0	2	15	1	0	0
	Minor League Totals	.284	307	1142	142	324	72	15	22	159	1	14	2	98	213	21	11	25

2011 Signed by the Boston Red Sox as a first-round selection (26th overall) in the June Draft

36 JUNICHI TAZAWA

RHP



Full Name: Junichi Tazawa
Bats: Right **Throws:** Right **Height:** 5-11 **Weight:** 200
Opening Day Age: 28 (Turns 29 on June 6)
Born: June 6, 1986 in Yokohama, Japan
Resides: Yokohama, Japan
Major League Service: 4 years, 86 days
Acquired: Signed as an international free agent on December 3, 2008
Signed By: Craig Shipley (Red Sox)
Contract Status: Signed through 2015

Career Highlights

🔴 2015 marks his 7th year in the Red Sox organization...Made ML debut with BOS in his 1st professional season in 2009.

🔴 Owns a 2.94 ERA with 188 SO in 183.2 IP over 184 career relief appearances in the majors, all for the Red Sox.

🔴 Ranks 5th among all AL relievers in SO/BB ratio (5.3, 181 SO/34 BB) over the last 3 seasons (2012-14)...Teammate Koji Uehara (11.2, 224 SO/20 BB) ranks 1st.

🔴 Since 2013, leads the Red Sox and ranks 7th among all AL relievers in appearances with 142...Has 41 holds in that span which ranks T-10th among all ML relievers (T-6th in AL).

🔴 Appeared in a club single postseason record 13 games (along with Uehara) between the 2013 ALDS, ALCS and World Series, and went 1-0 with a 1.23 ERA (1 ER/7.1 IP) and 6 holds, also a club single postseason record.

🔴 Posted a 1.43 ERA (7 ER/44.0 IP) in 2012 which ranks as the 4th-best single-season mark by a Red Sox with at least 40.0 IP since 1915.

🔴 Allowed 1 run or less in 52 consecutive ML appearances between 9/13/09 to 4/27/13, the longest such streak for a BOS pitcher since Hideki Okajima's first 57 ML games of 2007.

🔴 Missed 2010 season after undergoing Tommy John Surgery that April and returned to the majors at the end of 2011.

🔴 Became the 7th Japanese-born player to appear with the Red Sox when he debuted in 2009.

🔴 Signed with BOS on 12/3/08 after a 4-year amateur career with the Nippon Oil ENEOS of the Japan Industrial League...Went 14-3 with 11 saves and a 1.99 ERA (39 ER/176.2 IP) in 53 career appearances (13 starts).

2014: Led all Red Sox pitchers with a career-high-tying 71 appearances (also 71 games in 2013)... Also recorded a team-leading 16 holds.

🔴 No runs allowed in 55 of his 71 games (77%).

🔴 Began the season with a career-long 10.0-inning scoreless streak that spanned 11 appearances...Was the most scoreless games to begin a season for a Red Sox pitcher since Ramon Ramirez in 2009 (13 G).

🔴 Finished 2nd among club relievers in wins (4) behind Koji Uehara (6)...3 of his 4 wins came on the road, and 2 of the 4 were extra-inning games.

🔴 Posted a 2.55 ERA (15 ER/53.0 IP) in 60 appearances against the American League...Allowed 5 ER in 10.0 IP (4.50 ERA) in 11 Interleague games.

🔴 Issued more than 1 BB in a relief appearance for the 1st time in his career on 7/25 at TB (0.2 IP, 2 BB)...Had made 158 relief appearances without walking more than 1 batter prior to that appearance.

🔴 Also walked 2 batters in consecutive appearances on 8/18 and 8/21 vs. LAA...Following those games, did not issue a walk over his final 12 appearances (10.2 IP) of the season.

🔴 Struck out 12 over a span of 7 games (6.1 IP) from 8/9-23.

🔴 Held opponents to a .045 AVG (1-for-22) over his final 8 games of the season (since 9/1).

2013: Made 1st career Opening Day roster...Led all Red Sox relievers and ranked T-7th among all American League relievers in holds (25).

🔴 Set career highs in several categories including games (71), innings (68.1), wins (5), and strikeouts (72)...Ranked T-10th among AL relievers in games.

🔴 Finished with a SO/BB ratio of 6.0 (72 SO/12 BB), tied with NYY's Mariano Rivera for 3rd-best among all AL relievers...Finished 5th among AL relievers in BB/9.0 IP ratio at 1.6 (12 BB/68.1 IP).

🔴 No runs allowed in 51 of his 71 appearances (72%).

🔴 Pitched more than 1.0 inning 11 times and posted a 0.98 ERA (2 ER/18.1 IP) when doing so.

🔴 Had at least 1 SO in 48 games and struck out 2 or more 19 times.

🔴 Posted a 2.81 ERA (10 ER/32.0 IP) in 35 games at Fenway Park, and a 3.47 ERA (14 ER/36.1 IP) in 36 road games... Did not allow runs in 27 of his 35 home games.

Junichi Tazawa, Continued

- Was 2-0 with a 0.93 ERA (1 ER/9.2 IP) with 0 BB and 10 SO over his first 9 games of the season and did not issue a BB over his first 11 games (11.1 IP).
- 3 of his wins came in Red Sox final at-bat victories: 4/13 vs. TB, 5/16 at TB, and 8/7 at HOU.
- Was 4-1 with a 2.24 ERA (15 ER/60.1 IP) and 3 HR allowed in 62 games against all MLB clubs with the exception of TOR...Went 1-3 with a 10.13 ERA (9 ER/8.0 IP) and 6 HR allowed in 9 games against the Blue Jays.
- POSTSEASON:** Made his postseason debut with BOS...Appeared in 13 games between all 3 rounds, going 1-0 with a 1.23 ERA (1 ER/7.1 IP), and 6 holds...His 6 holds, a Red Sox single postseason record, were the most for any pitcher in the 2013 postseason, and his 13 games, also a club single postseason record, were tied for the most in MLB with teammate Koji Uehara...Did not allow baserunners in 9 of his 13 games...Stranded 13 of his 16 inherited runners...Held opponents to a .133 AVG (2-for-15) with RISP with 4 SO and 2 GIDP...Earned the win in the Red Sox' pennant-clinching victory in ALCS Game 6 vs. DET on 10/19...Threw just 0.1 IP in that game, retiring Miguel Cabrera to end the 7th inning, and stranding 2 inherited runners with BOS trailing 2-1...Appeared in 5 of the 6 World Series Games against STL (exception was Game 5), and recorded holds in Games 4 and 6.
- 2012: Posted a 1.43 ERA (7 ER/44.0 IP) over 37 relief appearances in 3 ML stints with the Red Sox.**
- His ERA ranked 2nd in the AL (3rd in ML) among pitchers with at least 40.0 innings, trailing only TB's Fernando Rodney (0.60)...Since 1915, only 2 Red Sox have posted a lower single-season ERA while throwing at least 40.0 innings: Jonathan Papelbon in 2006 (0.92) and Calvin Schiraldi in 1986 (1.41).
- Recorded 45 SO and issued just 5 BB for a 9.0 SO/BB ratio, tops in the majors among hurlers with at least 40.0 IP...It was the 2nd-best single-season SO/BB ratio in Red Sox history among pitchers with at least 25.0 innings after Jonathan Papelbon in 2008 (9.63).
- Was just the 3rd AL pitcher ever to post an ERA under 1.50 and a SO/BB ratio of at least 9.0 in a single season (min. 20.0 IP)...The others are Hall of Famer Dennis Eckersley (1990 with OAK) and Mariano Rivera (2008 with NYY)...Was the 2nd-youngest major leaguer ever to do that after Stephen Strasburg (2011 with WSH).
- Led the majors (min. 40.0 IP) with just 1.02 BB/9.0 IP, the 3rd-best single-season ratio by a Red Sox with at least 40.0 IP dating back to 1909, trailing only Bret Saberhagen in 1999 (0.83) and Mike Timlin in 2003 (0.97).
- Allowed just 1 HR to rank 2nd among AL hurlers (min. 40.0 IP) with 0.20 homers allowed per 9.0 IP, the top mark by a Red Sox hurler since 2001...Also ranked among AL pitchers with at least 40.0 innings in WHIP (9th, 0.95), base runners per 9.0 IP (T-9th, 9.00), opponent OBP (11th, .257), and opponent OPS (10th, .558).
- Began season with Triple-A Pawtucket...Threw 5.0 scoreless innings over 5 outings in 1st ML stint of the season from 4/18-30.
- Recalled again on 7/15 and appeared in 15 games prior to 8/24 option (1.80 ERA, 4 ER/20.0 IP)...Returned to the Sox the next day and remained in the majors for the duration of the season (1.53 ERA, 3 ER/17.2 IP).
- Surrendered 1 run in 7 of 37 contests and did not give up more than 1 run all year...Permitted a run in back-to-back outings just once with the Red Sox on 8/25 vs. KC (1.2 IP) and 8/29 at LAA (2.0 IP).
- Retired his 1st batter faced in 27 of 37 appearances (73.0%)...Held opponents to a .227 clip (37-for-163) overall, including a .222 mark (22-for-99) against right-handers and .234 (15-for-64) vs. left-handers.
- Converted the hold in all 5 chances and did not blow a save all season...Allowed the opposition to take a lead just once in 37 games with BOS, on 8/25 when he came into a tied game and pitched a perfect 11th inning before yielding a 12th-inning run for his only loss of the year, his 1st defeat overall since 8/27/09 vs. CWS.
- Posted a .185 opponent AVG (12-for-65) and a 0.92 ERA (2 ER/19.2 IP) in 20 games against the AL East...Held the Yankees scoreless in 7 outings against the club (8.0 IP).
- Made 10 appearances on no days rest and compiled a 0.84 ERA (1 ER/10.2 IP) in those contests...Opponents hit just .179 (7-for-39) against him in close and late situations.
- Went more than 1.0 inning 13 times, with at least 2.0 innings in 6 games...Set career relief-highs with 5 SO on 7/22 vs. TOR (3.0 scoreless innings) and with 4.0 innings on 7/17 vs. CWS (1 R).
- Earned 1st career save with 3.0 scoreless innings to close out a 10-3 win at CWS on 4/26.
- Had a 1.16 ERA (3 ER/23.1 IP) with 27 SO and just 14 hits and 3 BB allowed over his final 22 games beginning 8/12...Was the AL's 5th-best ERA among pitchers with at least 20.0 innings in that stretch.
- Gave up just 1 run over his last 15 outings beginning 8/31 (0.64)...In that 14.0-inning stretch, yielded just 3 hits (2 1B, 1 2B) and 1 BB with 18 SO, recording a win and 5 holds...Began that run with a career-high 9 straight scoreless outings from 8/31-9/18 (8.0 IP), during which he fanned 14 and allowed just 2 hits and 1 walk.
- Appeared in 6 of the Red Sox' last 7 wins of the season beginning 9/4...Recorded all 5 career holds over his last 13 outings from 9/4 to the end of the year.
- Recorded multiple SO and allowed no more than 1 base runner in 4 straight appearances from 9/11-17...In the last 10 seasons, the only other Sox pitcher to do that was Jonathan Papelbon in a 5-game stretch, 8/13-26/07.
- Was perfect over his last 5 outings beginning 9/22, with 4 SO in 5.0 IP over that stretch...Matched the longest such streak by a Red Sox since 1916, along with Jonathan Papelbon from 8/16-31/11.
- Tossed perfect 8th inning 9/23 vs. BAL for his 1st career win in relief and 1st win overall since 8/22/09 vs. NYY.
- In 25 games with Triple-A Pawtucket, all in relief, went 3-2 with 4 saves, a 2.55 ERA (12 ER/42.1 IP) and 56 SO...Of his 25 Triple-A outings, 14 were at least 2.0 innings long...Held Triple-A right-handers to a .161 clip (14-for-87)...Did not allow an ER in his first 5 (9.1 IP) or last 6 outings (9.2 IP).

Junichi Tazawa, Continued

2011: Finished the season with BOS after beginning the year on the 60-day disabled list recovering from 2010 Tommy John Surgery.

👉 Made 6 rehab appearances with High-A Salem, going 0-1 with a 6.05 ERA (13 ER/19.1 IP) before he was activated on 6/27 and optioned to Double-A Portland.

👉 Was 4-3 with a 3.86 ERA (16 ER/37.1 IP), 46 SO, and 10 BB in 16 games (2 starts) between Portland and Triple-A Pawtucket.

👉 Allowed 6 runs over 0.2 innings in his 1st game with the Sea Dogs but followed that with a 2.42 ERA (6 ER/22.1 IP) over his last 7 games in Double-A.

👉 Did not allow a run in 6 of 8 outings with Pawtucket after joining the club on 8/8.

👉 Worked 1.2 scoreless innings of relief in Game 2 of the International League semi-finals 9/9 at Lehigh Valley (PHI).

👉 Recalled to BOS on 9/13 and pitched that night vs. TOR, his 1st ML game since 9/4/09 at CWS.

👉 Made 3 appearances with the Red Sox, all in relief.

2010: Missed entire year due to Tommy John Surgery.

👉 Underwent Tommy John Surgery in Birmingham, AL on 4/6...Returned to Ft. Myers, FL for rehab.

👉 Prior to the 2010 campaign, ranked as the No. 6 prospect in the Red Sox organization by *Baseball America*.

2009: Climbed from Double-A Portland to Red Sox in 1st season in the U.S....Earned Eastern League All-Star honors with Portland and also made 2 starts for Triple-A Pawtucket.

👉 Became 1st BOS player to make ML debut in 1st professional season since Craig Hansen in 2005.

👉 Went 2-2 with a 6.30 ERA (14 ER/20.0 IP) in 4 starts with the Red Sox and 0-1 with an 11.81 mark (7 ER/5.1 IP) in 2 relief appearances.

👉 Received a decision in each of his 1st 5 career appearances, going 2-3 from 8/7-8/27.

👉 Took the loss in his big league debut on 8/7 at Yankee Stadium after being recalled from Triple-A Pawtucket earlier that day...Came on in the 14th inning of a scoreless game...Threw 1.2 scoreless frames before yielding a walk-off HR to Alex Rodriguez in the 15th...Was the 1st Red Sox hurler to make his ML debut in extra frames since Phil Seibel on 4/15/04 vs. BAL (11th inning) and 1st ever against the Yankees.

👉 Also in that 8/7 game at NYY, joined teammates Hideki Okajima (1.1 IP) and Takashi Saito (1.0 IP) as the 1st trio of Japanese pitchers ever to appear for a ML team in a single game.

👉 Won 1st career start, 8/11 vs. DET...At 23 years, 66 days old, became the youngest Japanese-born starter ever to win a ML game...Masanori Murakami was the only Japanese-born hurler to make his 1st start at a younger age (21 years, 101 days) on 8/15/65 vs. PHI for SF.

👉 Earned 2nd win on 8/22, a 14-1 victory over the Yankees at Fenway Park...Allowed 8 hits and 2 walks with 2 SO over 6.0 scoreless frames...Surrendered at least 1 hit in each of his 6.0 innings, stranding 9 base runners...Became 1st Sox hurler to make a start of 6.0 or more scoreless innings while allowing at least 1 hit in every frame since Oil Can Boyd on 4/8/88 (6.0 IP).

👉 Optioned to the Rookie-level GCL Red Sox on 8/29...Recalled back to BOS on 9/1.

👉 Season ended on 9/21 when he landed on the 60-day disabled list with a mild left groin strain.

👉 Combined to go 9-7 with a 2.55 ERA (31 ER/109.1 IP) in 20 starts between Double-A Portland and Pawtucket...Finished 4th among Sox minor league leaders in ERA.

👉 Began the year with Portland and was named an EL All-Star...Promoted to Pawtucket on 7/26.

👉 Selected to pitch for Team World in the All-Star Futures Game on 7/12 in St. Louis...Was slated to start the game but did not pitch due to a weather delay.

2008: Played final year with the Nippon Oil ENEOS of the Japan Industrial League...Signed with the Red Sox in December.

👉 Went 13-1 with 5 saves and a 0.80 ERA (10 ER/113.0 IP) in 21 games (11 starts)...Struck out 114 batters and walked just 15...Recorded 6 complete games, including 4 shutouts.

👉 Earned MVP honors in the Sports Nippon Tournament after a career-high 18-strikeout performance in a quarter-finals start on 3/23.

👉 In September, helped Nippon Oil win the 32-team Intercity Baseball Tournament for the 1st time in 13 years...Appeared in all 5 of the ENEOS games from 9/1-9...Earned the event's Most Valuable Player award going 4-0 with 1 save and a 1.27 ERA.

👉 Led the ENEOS to the semifinals of the league's corporate championship in November...Faced 3 batters over the minimum, allowing 5 hits with 2 walks and 4 K's over 9.0 scoreless innings in his 1st start of the tournament...In his last start of the competition, a quarterfinals match-up in Osaka on 11/21, allowed 4 hits and fanned 10 in a complete-game shutout.

👉 Signed a 3-year ML contract extending through the 2011 season with the Red Sox on 12/3/08.

2007: Went 1-1 with 6 saves and a 3.91 ERA (20 ER/46.0 IP) in 20 games (2 starts) with the Nippon Oil ENEOS...Struck out 46 batters and walked 11...Surrendered just 1 home run all season.

LOWEST SINGLE-SEASON ERA BY A RED SOX SINCE 1915

(min. 40.0 innings pitched)

ERA	PITCHER	YEAR
0.92	Jonathan Papelbon	2006
1.09	Koji Uehara	2013
1.41	Calvin Schiraldi	1986
1.43	Junichi Tazawa	2012

2006: Did not record a decision over 5 relief outings, posting a 7.45 ERA (8 ER/9.2 IP) with the Nippon Oil ENEOS...Compiled 7 strikeouts and 1 walk...Surrendered 14 hits, including 1 home run.
2005: Was 0-1 with a 1.13 ERA (1 ER/8.0 IP) in 7 games out of the bullpen in his 1st year with the ENEOS...Fanned 7 and walked 4.

Personal

- 🔗 Graduated high school from the Yokohama College of Commerce...Was a member of the 2003 team that played in the Koshien Tournament, but did not appear in a game.
- 🔗 Participated in the Red Sox Rookie Development Program in 2010.

In the Community

In 2014, Junichi attended Casino Night, Picnic in the Park and the Welcome Home Party, all events that benefitted the Red Sox Foundation...Met with patients at Walter Reed Medical Center, and greeted fans at the gates before a 2014 home game...Visited victims of the Boston Marathon bombings in the hospital in 2013...Met Jimmy Fund patients during their visit to Fenway Park, and also attended a BoSox Club Luncheon...Met with inner-city children as part of the Sox Talks, and took part in a player/fan photo session during the 2012 season...Also attended Casino Night, Picnic in the Park and the Welcome Home Party...Was involved in local community outreach as part of the 2010 Red Sox Rookie Development program, including visiting the Jimmy Fund and Boston Children's Hospital, and signing at a Red Sox Foundation autograph session.

Junichi
Tazawa

Junichi Tazawa's Career Record

YEAR	CLUB	W-L	ERA	G	GS	CG	SHO	SV	IP	H	R	ER	HR	HB	BB	SO	WP	BK
2009	Pawtucket	0-2	2.38	2	2	0	0	0	11.1	7	4	3	0	1	1	6	0	0
	Portland	9-5	2.57	18	18	0	0	0	98.0	80	31	28	8	3	26	88	4	2
	BOSTON	2-3	7.46	6	4	0	0	0	25.1	43	23	21	4	3	9	13	0	0
2011	Salem	0-1	6.05	6	6	0	0	0	19.1	20	13	13	4	3	6	13	0	0
	BOSTON	0-0	6.00	3	0	0	0	0	3.0	3	2	2	1	0	1	4	0	0
	Portland	3-2	4.70	8	2	0	0	0	23.0	20	12	12	3	2	7	27	3	0
2012	Pawtucket	1-1	2.51	8	0	0	0	0	14.1	14	4	4	1	0	3	19	0	0
	Pawtucket	3-2	2.55	25	0	0	0	4	42.1	34	18	12	2	0	17	56	3	1
	BOSTON	1-1	1.43	37	0	0	0	1	44.0	37	7	7	1	2	5	45	0	0
2013	BOSTON	5-4	3.16	71	0	0	0	0	68.1	70	25	24	9	1	12	72	3	1
	BOSTON	4-3	2.86	71	0	0	0	0	63.0	58	23	20	5	0	17	64	5	0
Major League Totals		12-11	3.27	188	4	0	0	1	203.2	211	80	74	20	6	44	198	8	1
Minor League Totals		16-13	3.11	67	28	0	0	4	208.1	175	82	72	18	9	60	209	10	3

- 2008 Signed by the Boston Red Sox as an international free agent on 12/3
- 2009 On disabled list with a mild left groin strain, 9/21 through remainder of season
- 2010 On disabled list recovering from Tommy John surgery, 4/3 through remainder of season
- 2011 On disabled list recovering from Tommy John surgery, 3/26-6/26

Division Series Record

YEAR	CLUB	W-L	ERA	G	GS	CG	SHO	SV	IP	H	R	ER	HR	HB	BB	SO	WP	BK
2013	BOS vs. TB	0-0	0.00	4	0	0	0	0	2.1	1	0	0	0	0	0	2	1	0

League Championship Series Record

YEAR	CLUB	W-L	ERA	G	GS	CG	SHO	SV	IP	H	R	ER	HR	HB	BB	SO	WP	BK
2013	BOS vs. DET	1-0	3.38	4	0	0	0	0	2.2	4	1	1	0	0	0	1	0	0

World Series Record

YEAR	CLUB	W-L	ERA	G	GS	CG	SHO	SV	IP	H	R	ER	HR	HB	BB	SO	WP	BK
2013	BOS vs. STL	1-0	0.00	5	0	0	0	0	2.1	1	0	0	0	0	1	3	0	0

Career Fielding Record

YEAR	CLUB	POS	PCT.	G	GS	PO	A	E	TC	DP
2009	BOSTON	P	1.000	6	4	0	1	0	1	0
2011	BOSTON	P	—	3	0	0	0	0	0	0
2012	BOSTON	P	1.000	37	0	2	4	0	6	0
2013	BOSTON	P	1.000	71	0	2	6	0	8	1
2014	BOSTON	P	.700	71	0	1	6	3	10	2
MLB Totals		P	.880	188	4	5	17	3	25	3

Career Single-Game Highs (In Relief)

- INNINGS PITCHED** 4.0, 7/17/12 vs. CWS
- STRIKEOUTS** 5, 7/22/12 vs. TOR
- HITS ALLOWED** 7, 9/4/09 at CWS
- RUNS ALLOWED** 5, 9/4/09 at CWS
- WALKS ALLOWED** 2, 3 times, last 8/21/14 vs. LAA
- HOME RUNS ALLOWED** 1, 17 times, last 8/27/14 at TOR
- EJECTIONS** None
- SCORELESS INNINGS STREAK** 10.0, 3/31-4/22/14

19 KOJI UEHARA

RHP



Full Name: Koji Uehara
Bats: Right **Throws:** Right **Height:** 6-2 **Weight:** 195
Opening Day Age: 39
Born: April 3, 1975 in Osaka, Japan
Resides: Tokyo, Japan
Major League Service: 6 years
Acquired: Signed as a free agent on October 30, 2014
Signed By: John Stockstill (Orioles)
Contract Status: Signed through 2016

Career Highlights

- 🔴 Signed a 2-year contract with the Red Sox on 10/30/14.
- 🔴 Enters his 7th season in the major leagues, and 3rd with the Red Sox...Debuted in MLB with BAL in 2009 following a 10-year career in Japan's Nippon Professional Baseball.
- 🔴 Named a 2014 American League All-Star, his 1st All-Star selection in MLB.
- 🔴 In his 2 years as a Red Sox, has not allowed a run in 118 of his 137 appearances (86%)...His 118 scoreless appearances in that span are T-6th most among all ML pitchers (2013-14).
- 🔴 Converted 31 consecutive saves from 7/9/13-6/16/14, which is the 2nd-longest save streak in Red Sox history behind Tom Gordon's AL record of 54 in a row from 4/19/98-5/31/99...Including the 2013 Postseason, converted 38 saves in a row.
- 🔴 Set an American League record with his 44 perfect appearances in 2013, 1 shy of the MLB record set by SD's Luke Gregerson in 2010...Made 65 scoreless appearances in 2013, tied for the MLB lead with ATL's Luis Avilan, and LAD's Paco Rodriguez, and also a Red Sox single-season record.
- 🔴 Established a Red Sox record by retiring 37 consecutive batters, 17 via SO, from 8/17-9/13/13...The streak was the 2nd-longest for a single season by a reliever in MLB history behind CWS' Bobby Jenks: 41 in 2007.
- 🔴 Had a career-best 30.1-inning scoreless streak, the longest for any MLB pitcher in 2013, from 7/9-9/13...The streak was the longest of its kind in a single season for a Red Sox reliever since 1963 (Dick Radatz – 33.0 IP).
- 🔴 Was the closer for the 2013 World Champion Red Sox...Converted all 7 of his save opportunities, and posted a 0.66 ERA (1 ER/13.2 IP) in 13 games...Set BOS single postseason records in both saves, and appearances (tied with Tazawa).
- 🔴 Named MVP of the 2013 ALCS against DET...Went 1-0 with 3 SV and no runs allowed in 6.0 IP (0 BB, 9 SO)...Has also appeared in the postseason with TEX in both 2011 and 2012.
- 🔴 In 2013 posted the best single-season WHIP rate in ML history among pitchers with at least 40.0 IP (0.57)...Also owns the best career WHIP (0.83) in MLB history among pitchers with at least 100.0 innings...Has the best walk rate (1.2 BB/9.0 IP) among pitchers with at least 100.0 IP since 1930.
- 🔴 Has fanned 412 batters and walked just 46 in 294 ML appearances over 6 seasons with the Orioles (2009-11), Rangers (2011-12), and Red Sox (2013-14) for the best career strikeout-to-walk ratio (8.9) in MLB history among pitchers with at least 200.0 IP.
- 🔴 Made 12 starts in his 1st ML season...Since shifting to the bullpen in 2010, leads all major leaguers with a 10.7 SO/BB ratio (364 SO/34 BB) and has averaged 11.6 SO/9.0 IP (283.2 IP), 3rd among American Leaguers (min. 200.0 IP), while posting a 0.75 WHIP.
- 🔴 Over the last 5 seasons, has issued just 31 unintentional walks in 283.2 IP...Did not issue a walk in 36 consecutive appearances (37.2 IP) from 7/19/10-4/15/11, the 4th-longest such streak by a relief pitcher since 1916 behind Hall of Famer Dennis Eckersley in 1989-90 (41 G), John Smoltz in 2003-04 (38 G), and Sergio Romo in 2012-13...Had 46 strikeouts between walks, which was the most without a walk by any AL pitcher since BOS's Pedro Martinez in 2000 (49 SO).
- 🔴 Is the only pitcher ever to post a WHIP of 0.75 or lower in 3 different seasons (2011, 2012, 2013)...Only Hall of Famer Dennis Eckersley has done it twice (1989-90).
- 🔴 Since his Rangers debut on 7/31/11, his 11.8 SO/BB ratio (247 SO/21 BB) is nearly 5 points higher than the next-closest major leaguer with at least 175.0 innings (Cliff Lee, 7.1).
- 🔴 Over the last 5 years, has held right-handers to a .183 AVG (90-for-492), 3rd-best in the AL (min. 500 BF).
- 🔴 Had a 10-year career with the Yomiuri Giants in the NPB Central League from 1999-2008, compiling a 112-62 record with 33 saves, a 3.01 ERA (518 ER/1,549.0 IP) and 1,376 SO...Had a career 1.01 WHIP, averaged 8.0 SO/9.0 IP, and had a 6.7 SO/BB ratio in Japan.
- 🔴 Led the NPB in wins in 1999 (20) and 2002 (17), in ERA in 1999 (2.09) and 2004 (2.60), and in strikeouts in 1999 (179) and 2003 (194).

Koji Uehara, Continued

👉 An 8-time NPB All-Star, was selected in each of his first 7 seasons from 1999-2005 as well as in 2007.

👉 Won the Sawamura Award as NPB's top pitcher, the Golden Glove Award, and was named Top Nine Team as NPB's best all around starting pitcher in both 1999 and 2002.

👉 Named NPB's Central League Rookie of the Year in 1999...Won the Central League Triple Crown that year, going 20-4 with a 2.09 ERA (46 ER/197.2 IP) and 179 SO.

👉 Helped the Yomiuri Giants to the Japan Series championship in 2000 and 2002.

👉 Participated in both the 2004 and 2008 Olympic Games for Team Japan.

👉 Helped Japan to the championship at the inaugural World Baseball Classic in 2006...In 3 starts, went 2-0 with a 1.59 ERA (3 ER/17.0 IP) and 16 SO with no walks allowed...Topped the tournament in innings and SO (5 more than the next-highest total) while compiling the WBC's best ERA among pitchers with at least 15.0 IP.

2014: Named to the American League All-Star team in his 2nd season with BOS, his 1st ML All-Star selection.

👉 Among all AL relievers finished 2nd in both SO/BB (10.0; 80 SO/8 BB) and BB/9.0 IP (1.12; 64.1 IP).

👉 Ranked T-6th among AL relievers in wins (6), 7th in SV (26), 8th in SV% (83.9), and 11th in SO.

👉 No runs allowed in 53 of his 64 appearances (83%).

👉 Began the season allowing only 2 ER over his first 31 appearances (31.2 IP, 0.57 ERA)...Was a perfect 15-for-15 in save opportunities in that span (streak was T-8th longest in the AL on the year).

👉 Posted a team season-best 21.0-inning scoreless streak from 5/3-6/16...Held opponents to a .108 AVG (7-for-65) in that span with 3 BB and 25 SO.

👉 Converted each of his first 15 save chances of the season, 4/3-6/16...Those 15 saves ran his streak of consecutive saves converted to 31 dating back to 7/9/13...Including the 2013 postseason, he converted 38 saves in a row.

👉 His streak of 31 straight saves is the 2nd longest in Red Sox history behind Tom Gordon's AL-record of 54 in a row from 4/19/98-5/31/99.

👉 Save streak ended on 6/22 at OAK after allowing 2 solo HR in the 9th inning...Had not allowed multiple HR's in a game since 9/4/10 for BAL vs. TB.

👉 Blown save at OAK marked 1st time he allowed multiple runs in any game - save opportunity or not, regular or postseason - since being named Red Sox closer on 6/21/13...Overall, went 94 outings (regular and postseason) spanning over 1 full year from 6/10/13-6/21/14 allowing 1 run or none.

👉 Posted a sub-2.00 ERA against the AL East (1.82, 5 ER/24.2 IP) and AL Central (1.80, 3 ER/15.0 IP)...Pitched to a 5.52 ERA (9 ER/14.2 IP) against the AL West.

👉 Was 5-2 with 18 SV and a 1.65 ERA (8 ER/43.2 IP) in 42 games prior to the All-Star break compared to 1-3 with 8 SV and a 4.35 ERA (10 ER/20.2 IP) in 22 games after.

👉 11 of his total 18 runs allowed came via HR (9 solos and 1 two-run HR)...The first 5 runs he allowed on the season were all solo homers.

👉 Struck out the only batter he faced (CIN's Devin Mesoraco) in the 6th inning of the All-Star Game on 7/15 at MIN.

👉 Hit a batter with a pitch on 8/16 vs. HOU (Jake Marisnick)...Marked only the 2nd HBP of his MLB career in 350.1 IP (1,340 batters faced)...Had not hit a batter in his previous 96 games (100.2 IP; 6/9/13 vs. LAA, Howie Kendrick).

👉 After allowing 10 ER (4 HR) in 4.2 IP over a 6-game span, 8/16-9/4, ended the season with 3 scoreless appearances (3.0 IP, 0 BB, 5 SO, .100 AVG, 1-for-10).

👉 Threw a scoreless 8th inning on 9/12 at KC for his only hold of the season and 1st since 6/20/13 at DET.

2013: In 1st season with the Red Sox set career bests in wins (4), games (73), saves (21), innings (74.1), SO (101), ERA (1.09), opp. AVG (.130), and WHIP (0.57).

👉 Placed the highest among AL relievers in Cy Young Award voting (7th place).

CAREER PITCHING LEADERS SINCE 1900

WHIP	PITCHER
0.84	Koji Uehara
0.90	Craig Kimbrel
0.91	Sean Doolittle
0.93	Sergio Romo
0.97	Dick Hughes

SO/BB	PITCHER
8.96	Koji Uehara
6.53	Sean Doolittle
5.47	Sergio Romo
4.79	Edward Mujica
4.58	Matt Harvey

Minimum 150.0 innings pitched

ALL-TIME SINGLE-SEASON LEADERS SINCE 1900

WHIP	PLAYER	YEAR	TEAM	WHIP
0.57	Koji Uehara	2013	BOS	0.57
0.59	Mike Adams	2009	SD	0.59
0.61	Dennis Eckersley	1989	OAK	0.61
0.61	Dennis Eckersley	1990	OAK	0.61
0.64	Koji Uehara	2012	TEX	0.64

STRIKEOUT-TO-WALK RATIO	PLAYER	YEAR	TEAM	SO/BB
18.3	Dennis Eckersley	1989	OAK	18.3
18.3	Dennis Eckersley	1990	OAK	18.3
14.3	Koji Uehara	2012	TEX	14.3
14.0	Sergio Romo	2011	SF	14.0
12.8	Mariano Rivera	2008	NY Yankees	12.8

Minimum 30.0 IP

Koji Uehara

Koji Uehara, Continued

👉 Led all ML relievers in ERA, WHIP and SO/BB (11.2) ratio...Became the 1st major leaguer ever to record at least 100 strikeouts in a season with fewer than 10 walks allowed.

👉 Threw 74% of his pitches for strikes (775 strikes/1,049 pitches), the top rate by any ML pitcher in a season of at least 10.0 innings since at least 2000 (as far back as data is available).

👉 His 44 perfect outings set an AL record and finished 1 shy of SD's Luke Gregerson's MLB record of 45 in 2010.

👉 Tied for the MLB lead and established a club record with 65 scoreless appearances.

👉 His 0.57 WHIP (33 hits, 9 walks) was the best single-season mark in MLB history for a pitcher with at least 40.0 innings.

👉 His 1.09 ERA was the 2nd best in Red Sox history among pitchers with at least 70.0 innings, trailing only Dutch Leonard's 0.96 mark in 1914.

👉 Led all AL relievers in BB/9.0 ratio (1.1), and opponent AVG (.130).

👉 Recorded 1st save of the season on 5/17 at MIN (10 innings) but was officially inserted to the closer's role at the end of June...From the date of his 1st opportunity on 6/26, went 4-1, 20 SV, 22 SVO, 0.41 ERA (2 ER/44.1 IP), 2 BB, 59 SO, .097 opp. AVG (14-for-145), and a 0.36 WHIP in 41 games.

👉 Of his 21 saves, 19 were perfect appearances.

👉 Had 4 multi-inning saves: 8/24 at LAD (1.1 IP), 8/30 vs. CWS (1.1 IP), 9/10 at TB (1.1 IP), and 9/20 vs. TOR (1.2 IP)...His save on 9/20 clinched the AL East division title for BOS at Fenway Park.

👉 Had career-best 30.1-inning scoreless streak, longest for any MLB pitcher on the season, from 7/9-9/13...Held opponents to a .063 AVG (6-for-95) with 1 BB and 41 SO...Was 14-for-14 in save opportunities in that span.

👉 His 30.1-inning scoreless streak was the 2nd-longest single-season streak by a Red Sox in the last 40 years (Pedro Martinez – 35.0 in 2002), and was the longest single-season streak for a BOS reliever since 1963 (Dick Radatz – 33.0).

👉 Took loss on same night that his scoreless streak ended, 9/17 vs. BAL...Was his 1st loss since 8/20/11 at CWS.

👉 Set a club record by retiring 37 consecutive batters from 8/17-9/13, passing Ellis Kinder (32 consecutive batters retired in 1952)...Struck out 17 batters in that span...The streak was the 2nd-longest for a single-season by a reliever in MLB history (Bobby Jenks – 41 in 2007).

👉 Did not allow a base runner in 8 consecutive save chances from 8/10-9/10, the longest such streak in Red Sox history.

👉 Retired 59 of his 73 1st batters faced (81%).

👉 Did not allow a HR over his final 37 games of the season (40.1 IP).

👉 In 36 games against AL East teams, went 3-1, 0.50 ERA (2 ER/36.1 IP), 3 BB, 49 SO.

POSTSEASON: Went 1-1 with 7 saves, and a 0.66 ERA (1 ER/13.2 IP), 0 BB and 16 SO in 13 appearances for BOS in the 2013 postseason...Along with Junichi Tazawa set a Red Sox single postseason record with 13 appearances... His 7 saves were a Red Sox single postseason record and tied the MLB all-time record (5th time, and first since PHI's Brad Lidge in 2008)...Was 7-for-7 in save opportunities, which included 4 multi-inning saves...Recorded the save in his postseason debut in ALDS Game 2 vs. TB on 10/5 (1.0 IP, 2 SO)...Took the loss in ALDS Game 3 at TB on 10/7 after allowing a walk-off HR to Jose Lobaton with 2 outs in the 9th inning...After allowing that HR, he made 11 consecutive scoreless appearances with 6 SV, 14 SO, and allowed only 6 hits in 40 at-bats (.150 AVG)...Threw a perfect 1.2 IP in his longest multi-inning SV to preserve a 4-3 victory in ALCS Game 5 at DET on 10/17...Named ALCS MVP after going 1-0 with 3 SV, 0.00 ERA (6.0 IP), 0 BB, and 9 SO in 5 games...Was the 1st Red Sox reliever to ever win the award, and the 2nd pitcher (Josh Beckett in 2007)...Ended World Series Game 4 at STL on 10/27 by picking Kolten Wong off 1st base...Was on the mound to close out each series-clinching game, all via strikeout, in the ALDS vs. TB (Longoria), ALCS vs. DET (Iglesias), and World Series vs. STL (Carpenter).

2012: Posted a career-low 1.75 ERA (7 ER/36.0 IP) in 37 relief appearances for Texas, the 5th-lowest figure among AL pitchers with at least 30.0 innings on the year.

👉 Posted the 3rd-highest SO/BB ratio (14.33) and the then-4th-lowest WHIP (0.64) since 1900 in MLB history (WHIP mark surpassed by Uehara in 2013)...Marked the lowest WHIP in Rangers history (min. 30.0 IP), and was the 2nd-best by a Major Leaguer since Dennis Eckersley had a 0.61 WHIP in 1990, trailing only SD's Mike Adams (0.59 in 2009).

👉 Recorded 43 SO compared to 3 BB over 36.0 innings...His 14.3 SO/BB ratio trailed only Eckersley (18.33 in 1989, 18.25 in 1990) among all-time single-season leaders.

👉 Held right-handed batters to a .125 AVG (7-for-56), 4th lowest among major leaguers with at least 50 batters faced... Also ranked among AL hurlers against right-handers in opponent OPS (T-2nd, .369) and opponent SLG (6th, .214).

LOWEST SINGLE-SEASON ERA IN RED SOX HISTORY (min. 50.0 innings pitched)

PITCHER	YEAR	ER/IP	ERA
Jonathan Papelbon	2006	7/68.1	0.92
Dutch Leonard	1914	25/224.2	0.96
Koji Uehara	2013	9/74.1	1.09

BEST SINGLE-SEASON WHIP IN MAJOR LEAGUE HISTORY (min. 40.0 innings pitched)

PITCHER	TEAM	YEAR	WHIP
Koji Uehara	BOS	2013	0.57
Dennis Eckersley	OAK	1987	0.61
Dennis Eckersley	OAK	1990	0.61

👉 On the 15-day DL from 6/10-8/25 with a right latissimus strain...At the time he went on the DL, ranked among AL relief leaders in SO/BB ratio (2nd, 11.0), WHIP (3rd, 0.70), and opponent AVG (T-8th, .171)...While returning from the initial injury in mid-July, re-aggravated the original injury, extending his time on the DL.

👉 Made a total of 3 appearances with Triple-A Round Rock on rehab assignments, compiling 3.0 scoreless innings with 4 SO.

👉 Recorded more than 3 outs 6 times...Hurled a season-high 2.0 frames on 5/26 vs. TOR, with scoreless 10th and 11th innings in a 13-inning walk-off win.

👉 Had a 1.04 ERA (2 ER/17.1 IP) in his 1st 16 outings through 5/26...Gave up 3 runs in 4.0 innings over his next 4 games from 5/30-6/9 before landing on the DL.

👉 After returning from the DL, compiled a 1.23 ERA (2 ER/14.2 IP) in his final 17 games.

👉 Did not allow a run over his last 14 outings beginning 9/1 (11.2 IP), with 19 SO and just 1 BB and 2 hits allowed, both singles.

👉 Retired 25 consecutive batters faced from 9/12-10/1, the longest such streak by a TEX pitcher since Jeff Zimmerman set down 25 in a row in 1999...Brandon Moss ended the streak with a 2-out single on 10/1 at OAK, the 1st batter to reach off Uehara since Casey Kotchman singled in the 8th inning on 9/11 vs. CLE.

👉 Went a club-record 9 consecutive appearances without allowing a base runner from 9/12-30, spanning 7.2 innings with 15 SO.

👉 Lone save came 9/16 vs. SEA, filling in when bullpen was depleted.

POSTSEASON: Pitched the 8th inning, striking out all 3 batters faced, in the AL Wild Card game vs. BAL.

2011: Was 2-3 with a 2.35 ERA (17 ER/65.0 IP) in 65 relief outings for the Orioles and Rangers.

👉 Set ML career-highs for games and SO (85) while issuing just 9 BB, all to left-handed batters.

👉 Led ML relief qualifiers with a .194 opponent OBP...Also ranked among AL relief leaders in opponent AVG (2nd, .164), SO (4th), and holds (10th, 22).

👉 Had a 9.4 SO/BB ratio, best among AL relievers and 2nd in MLB to SF's Sergio Romo (14.0).

👉 Had the majors' best WHIP (0.72) among pitchers with at least 50.0 innings.

👉 Held left-handed batters to a .130 AVG (15-for-115), the best mark in the majors (min. 100 BF).

👉 Posted a 1.99 ERA (7 ER/31.2 IP) in 33 road games between the 2 clubs.

👉 Issued 11 HR, tied for 2nd-most among AL relief pitchers...Of his 17 runs allowed, 12 came on HR.

👉 Was traded to TEX on 7/30 for 1B Chris Davis and RHP Tommy Hunter.

👉 Tossed 15.0 scoreless innings with just 2 BB and 23 SO over his final 13 outings with BAL from 6/22-7/29.

👉 Had at least 1 SO in his final 16 games with the O's, and fanned at least 1 batter in a career-high 18 straight games through 8/3 (31 total SO).

POSTSEASON: Appeared in 3 postseason games in the Rangers' run to the AL Pennant, giving up 5 runs over 1.1 innings...Allowed a home run in each outing, to TB's Evan Longoria in ALDS Game 2, DET's Miguel Cabrera in ALCS Game 3, and DET's Ryan Raburn in ALCS Game 5...Was the 1st relief pitcher in major league history to issue homers in 3 straight postseason appearances...His walk to TB's Desmond Jennings in the ALDS was his 1st to a right-handed batter all year...Was not active for the World Series.

2010: Moved to the bullpen and posted a 2.86 ERA (14 ER/44.0 IP) with 55 strikeouts and just 5 walks in 43 outings for the Orioles.

👉 Among pitchers with at least 40.0 innings, led the AL in SO/BB ratio (11.0)...Ranked 2nd among that group in SO/9.0 innings (11.3) and BB/9.0 innings (1.0).

👉 Had a 0.95 WHIP, 6th-best among AL pitchers with at least 40.0 innings.

👉 Held right-handed batters to a .185 clip (17-for-92), 11th lowest in the AL (min. 85 BF).

👉 Did not allow any of 14 inherited runners to score...Retired his 1st batter faced in 37 of 43 outings.

👉 Was limited by 2 stints on the 15-day DL...Was out from the start of the year through 5/5 with a left hamstring strain...Landed on the DL again from 5/20-6/26 with a right forearm strain.

👉 Took over as closer in mid-August after never before recording a ML save...Finished the year with 13 saves in 15 opportunities beginning 8/21, topping the AL in saves and save chances during that span.

👉 Set a franchise record with 32 consecutive appearances without a walk from 7/19 through the end of the season (34.0 IP).



Koji Uehara

Koji Uehara, Continued

👉 Recorded 1st major league relief win on 7/20 vs. TB with the final 1.2 scoreless frames in a 13-inning walk-off.

2009: Worked as a starter for the Orioles in his 1st ML season.

👉 Signed with BAL on 1/13 and became the Orioles' 1st-ever Japanese-born player.

👉 All 12 appearances came as a starter...Allowed 3 ER or less in each of his 6 outings of at least 6.0 innings...Gave up more than 3 earned runs just 3 times.

👉 Opened the season as BAL's No. 2 starter...Won each of his 1st 2 starts, his only victories of the season, including his big league debut on 4/8 vs. NYY and 4/13 at TEX.

👉 Became 3rd native of Japan to win his 1st 2 ML games, joining Kaz Ishii (1st 6 in 2002) and Hideki Irabu (1st 2 in 1997).

👉 Was 0-4 in last 10 starts despite a 3.49 ERA (22 ER/56.2 IP) in that span...Left with the lead in 4 of those outings.

👉 On DL from 5/24-6/10 with a left hamstring strain...Sidelined again from 6/24 through the remainder of the season with right elbow tendinitis.

2008: In final season in Japan, posted his 2nd-lowest innings total in Giants career (89.2).

👉 Made 14 starts and had 12 relief appearances.

👉 Won 6 games in the regular season...The Giants lost to the Seibu Lions in the Japan Series.

👉 Pitched for Japan in the Summer Olympic Games in Beijing, allowing 1 earned run in 2.0 innings.

2007: Named an All-Star in lone full season as a reliever in NPB.

👉 Posted a career-high 32 saves in 55 relief appearances.

👉 Also established career bests with a 16.5 SO/BB ratio (66 SO/4 BB) and 9.5 SO/9.0 IP.

2006: Posted a 3.21 ERA (60 ER/168.1 IP) with 151 SO in 24 starts for Yomiuri.

👉 Also went 2-0 with a 1.59 ERA (3 ER/17.0 IP) with no BB and 16 SO in 3 starts for Japan in the inaugural World Baseball Classic in March...Combined with Daisuke Matsuzaka (3-0, 1.38 ERA) to record all 5 wins for the WBC champions.

👉 Topped the WBC pitchers in innings and strikeouts (5 more than the next-highest total)...Compiled the WBC's best ERA among hurlers with at least 15.0 innings pitched.

👉 Earned wins on 3/3 vs. China (1st round) and 3/18 at Korea in SD's Petco Park (semi-finals).

2005: Tied a career high with 27 starts and earned NPB All-Star honors for 7th straight year.

👉 Also suffered a career-high 12 losses...Marks his only season with double-digit losses as a pro.

👉 Was his 1st losing season after posting winning records in each of his 1st 6 campaigns.

2004: Led NPB's Central League in ERA (2.60) and was an All-Star selection.

👉 Posted his 5th and final season of double-digit wins.

👉 Won a bronze medal with Japan in the Summer Olympic Games in Athens, going 1-0 with a 2.08 ERA (3 ER/13.0 IP) in 2 outings...Win came in a 12-0 victory on 8/15 against Italy (6.0 IP, 4 H, 0 R) in the preliminary round.

2003: Was an NPB All-Star and Gold Glove winner.

👉 Led the Central League in strikeouts (194), innings (207.1), and complete games (11).

👉 Established career-highs in innings and strikeouts while matching his most starts in a season (27).

2002: Won the Sawamura Award as NPB's top pitcher and the Top Nine Award as NPB's best all-around starting pitcher, each for the 2nd time (also 1999).

👉 Was also an NPB All-Star as the Giants won the Japan Series for the 2nd time in a 3-year span.

👉 Led the league in wins (17) and complete games (8), posting career-high 3 shutouts.

👉 Surpassed 200.0 innings for the 1st time in his career.

👉 Following the season, made 2 exhibition starts against MLB All-Stars, going 1-1 with a 2.45 ERA and 13 SO...Fanned Barry Bonds 3 times in the 1st game of the series.

2001: Went 10-7 and earned NPB All-Star selection.

👉 Was his 2nd double-digit win season.

2000: Earned NPB All-Star honors in his 2nd pro campaign.

👉 Yomiuri beat the Fukuoka Daiei Hawks of the Pacific League for the Japan Series title.

1999: Won the Sawamura Award as NPB's top pitcher, won the Top Nine Award as NPB's best starting pitcher, and was an All-Star in his rookie season with the Giants.

👉 Was also named Central League Rookie of the Year and won a Gold Glove.

👉 Won the Triple Crown in the Central League.

👉 Notched a career-best 20 wins to go along with a 2.09 ERA (46 ER/197.2 IP), his best mark in Japan, and 179 SO...Topped the league with a career-high 12 complete games.

Personal

- 👉 Married to Miho...They have a son, Kazuma.
- 👉 Last name is pronounced "EW-eh-hara."
- 👉 Went 1-0 and did not allow an earned run in 11.2 innings for the Gold Medal-winning Japanese Team in the 1997 Intercontinental Cup...Was named to the All-Tournament Team.
- 👉 Was 2-0 with a 2.13 ERA in 25.1 IP in the 1998 World Cup, leading the tournament in SO (33) and wins.
- 👉 Drafted by the Yomiuri Giants in the 1st round of 1998 draft after starring at Osaka University of Health and Sports Sciences...Graduated in 1998.
- 👉 Became a pitcher in college after playing as an outfielder at Osaka's Tokaidai Gyosei High School.

In the Community

In both 2013 and 2014, Koji attended the Red Sox Foundation's Casino Night, Picnic in the Park and Welcome Home Party...Met with patients at Walter Reed Medical Center, and greeted fans at the gates before a 2014 home game...In 2013, visited victims of the Boston Marathon bombings in the hospital, and met with Jimmy Fund patients during their visit to Fenway Park...Also participated in the Children's Hospital of Southwest Florida Golf Classic, and attended a BoSox Club Luncheon...Koji has spent time in Miyako City, Miyagi Prefecture in Tohoku, visiting the area that had been devastated by the 2011 earthquake and tsunami...Participated in a question-and-answer session with 300 children as part of a baseball camp event.



Koji Uehara's Career Record

YEAR	CLUB	W-L	ERA	G	GS	CG	SHO	SV	IP	H	R	ER	HR	HB	BB	SO	WP	BK
1999	Yomiuri	20-4	2.09	25	25	12	1	0	197.2	153	49	46	12	4	24	179	3	0
2000	Yomiuri	9-7	3.57	20	20	6	1	0	131.0	112	53	52	20	1	22	126	1	0
2001	Yomiuri	10-7	4.02	24	22	4	1	0	138.2	133	66	62	18	5	28	108	2	0
2002	Yomiuri	17-5	2.60	26	26	8	3	0	204.0	173	65	59	18	6	23	182	2	0
2003	Yomiuri	16-5	3.17	27	27	11	1	0	207.1	190	76	73	28	5	23	194	0	0
2004	Yomiuri	13-5	2.60	22	22	2	0	0	163.0	135	54	47	24	5	23	153	1	0
2005	Yomiuri	9-12	3.31	27	27	6	2	0	187.1	164	73	69	24	0	22	145	0	1
2006	Yomiuri	8-9	3.21	24	24	5	0	0	168.1	157	67	60	24	1	21	151	0	1
2007	Yomiuri	4-3	1.74	55	0	0	0	32	62.0	47	12	12	4	1	4	66	1	0
2008	Yomiuri	6-5	3.81	26	14	2	0	1	89.2	90	43	38	11	0	16	72	0	0
2009	BALTIMORE	2-4	4.05	12	12	0	0	0	66.2	71	33	30	7	0	12	48	0	0
2010	Bowie	0-0	0.00	2	2	0	0	0	2.0	1	0	0	0	0	1	1	0	0
	BALTIMORE	1-2	2.86	43	0	0	0	13	44.0	37	15	14	5	0	5	55	1	0
	Norfolk	0-0	0.00	2	0	0	0	0	2.0	2	0	0	0	0	0	1	0	0
2011	BALTIMORE	1-1	1.72	43	0	0	0	0	47.0	25	9	9	6	0	8	62	0	0
	TEXAS	1-2	4.00	22	0	0	0	0	18.0	13	8	8	5	0	1	23	0	0
2012	Round Rock	0-0	0.00	3	0	0	0	0	3.0	3	0	0	0	0	0	4	0	0
	TEXAS	0-0	1.75	37	0	0	0	1	36.0	20	7	7	4	0	3	43	1	0
2013	BOSTON	4-1	1.09	73	0	0	0	21	74.1	33	10	9	5	1	9	101	1	0
2014	BOSTON	6-5	2.52	64	0	0	0	26	64.1	51	18	18	10	1	8	80	1	0
Japan Totals		112-62	3.01	276	207	56	9	33	1549	1354	558	518	183	28	206	1376	10	2
Major League Totals		15-15	2.44	294	12	0	0	61	350.1	250	100	95	42	2	46	412	4	0
Minor League Totals		0-0	0.00	7	2	0	0	0	7.0	6	0	0	0	0	1	6	0	0
Red Sox Totals		10-6	1.75	137	0	0	0	47	138.2	84	28	27	15	2	17	181	2	0

- 2009 Signed by the Baltimore Orioles as an international free agent on 1/13
- 2009 On disabled list with a strained left hamstring, 5/24-6/10
- 2009 On disabled list with right elbow tendonitis, 6/24 through remainder of season
- 2010 On disabled list with a left hamstring strain, 3/26-5/5
- 2010 On disabled list with a right forearm strain, 5/20-6/26
- 2011 Acquired by the Texas Rangers with cash in exchange for INF Chris Davis and RHP Tommy Hunter on 7/30
- 2012 On disabled list with a strained right lat muscle, 6/10-8/25
- 2012 Signed by the Boston Red Sox as a free agent on 12/18

Wild Card Record

YEAR	CLUB	W-L	ERA	G	GS	CG	SHO	SV	IP	H	R	ER	HR	HB	BB	SO	WP	BK
2012	TEX vs. BAL	0-0	0.00	1	0	0	0	0	1.0	0	0	0	0	0	0	3	0	0

Division Series Record

YEAR	CLUB	W-L	ERA	G	GS	CG	SHO	SV	IP	H	R	ER	HR	HB	BB	SO	WP	BK
2011	TEX vs. TB	0-0	---	1	0	0	0	0	0.0	2	3	3	1	0	1	0	0	0
2013	BOS vs. TB	1-0	3.00	3	0	0	0	2	3.0	1	1	1	1	0	0	4	0	0
Division Series Totals		0-1	12.00	4	0	0	0	2	3.0	3	4	4	2	0	1	4	0	0

League Championship Series Record

YEAR	CLUB	W-L	ERA	G	GS	CG	SHO	SV	IP	H	R	ER	HR	HB	BB	SO	WP	BK
2011	TEX vs. DET	0-0	13.50	2	0	0	0	0	1.1	3	2	2	2	0	1	1	0	0
2013	BOS vs. DET	1-0	0.00	5	0	0	0	3	6.0	4	0	0	0	0	9	0	0	
LCS Totals		1-0	2.45	7	0	0	0	3	7.1	7	2	2	2	0	1	10	0	0

Koji Uehara, Continued

World Series Record

YEAR	CLUB	W-L	ERA	G	GS	CG	SHO	SV	IP	H	R	ER	HR	HB	BB	SO	WP	BK
2013	BOS vs. STL	0-0	0.00	5	0	0	0	2	4.2	2	0	0	0	0	0	3	0	0

All-Star Game Record

YEAR	CLUB	W-L	ERA	G	GS	CG	SHO	SV	IP	H	R	ER	HR	HB	BB	SO	WP	BK
2014	AL at MIN	0-0	0.00	1	0	0	0	0	0.1	0	0	0	0	0	0	1	0	0

World Baseball Classic Record

YEAR	CLUB	W-L	ERA	G	GS	CG	SHO	SV	IP	H	R	ER	HR	HB	BB	SO
2006	Japan	2-0	1.59	3	3	0	0	0	17.0	17	3	3	2	1	0	16

Career Fielding Record

YEAR	CLUB	POS	PCT.	G	GS	PO	A	E	TC	DP
2009	BALTIMORE	P	1.000	12	12	0	5	0	5	1
2010	BALTIMORE	P	1.000	43	0	2	3	0	5	0
2011	BALTIMORE	P	1.000	43	0	1	2	0	3	0
	TEXAS	P	1.000	22	0	1	2	0	3	0
2012	TEXAS	P	.833	37	0	4	1	1	6	0
2013	BOSTON	P	1.000	73	0	2	7	0	9	0
2014	BOSTON	P	1.000	64	0	3	7	0	10	0
Career Totals	P	.976	294	12	13	27	1	41	1	

Career Batting Totals

	AVG.	G	AB	R	H	2B	3B	HR	RBI	SH	SF	HB	BB	SO	SB	CS	E
Major League Totals	.000	294	2	0	0	0	0	0	0	0	0	0	1	1	0	0	1

Career Single-Game Highs (In Relief)

INNINGS PITCHED	2.0, 14 times, last 7/6/14 vs. BAL
STRIKEOUTS	4, 8/16/10 for BAL vs. SEA
HITS ALLOWED	5, 8/22/14 for BOS vs. SEA
RUNS ALLOWED	5, 8/22/14 for BOS vs. SEA
WALKS ALLOWED	2, 2 times, last 6/9/13 vs. LAA
HOME RUNS ALLOWED	2, 3 times, last 9/4/14 for BOS at NYY
EJECTIONS	None
SCORELESS INNINGS STREAK	30.1, 7/9/13-9/13/13

PLAYERS BORN IN JAPAN WHO HAVE PLAYED FOR THE RED SOX

PLAYER	POSITION	YEARS	BORN	BIRTHPLACE
Tomo Ohka	RHP	1999-2001	March 18, 1976	Kyoto
Hideo Nomo	RHP	2001	August 31, 1968	Osaka
Dave Roberts	OF	2004	May 31, 1972	Okinawa
Daisuke Matsuzaka	RHP	2007-12	September 13, 1980	Tokyo
Hideki Okajima	LHP	2007-11	December 25, 1975	Kyoto
Takashi Saito	RHP	2009	February 14, 1970	Miyagi
Junichi Tazawa	RHP	2009, '11-14	June 6, 1986	Yokohama
Koji Uehara	RHP	2013-14	April 3, 1975	Osaka

46 ANTHONY VARVARO

RHP



Full Name: Anthony Michael Varvaro
Bats: Right **Throws:** Right **Height:** 6-0 **Weight:** 190
Opening Day Age: 30 (Turns 31 on October 31)
Born: October 31, 1984 in Staten Island, NY
Resides: Staten Island, NY
Major League Service: 2 years, 121 days
Acquired: From Atlanta in exchange for RHP Aaron Kurcz and cash on 12/17/14
Signed By: David May (Mariners)
Contract Status: Signed through 2015

Career Highlights

- 🔥 In his 1st season with the Red Sox after being acquired from ATL via trade on 12/17/14.
- 🔥 Spent the previous 4 years (2011-14) in the Braves organization and was originally a 12th-round selection by SEA in the 2005 June Draft...Made his ML debut with the Mariners in 2010.
- 🔥 Is 1 of only 18 ML relievers with at least 50.0 IP and an ERA of 2.85 or lower in each of the last 2 seasons...Overall since 2013 has a 6-4 record with a 2.74 ERA (39 ER/128.0 IP) in 123 relief appearances.
- 🔥 For his ML career has held left-handed batters to a .196 AVG (53-for-270) compared to a .262 AVG (98-for-374) against righties.
- 🔥 Has appeared in 60 or more games in each of the last 2 seasons, including a career-high 62 contests for ATL in 2013...Also set a career best for innings in 2013 with 73.1.
- 🔥 Since 2013 has induced 14 opponent grounded into double plays which is 12th most among all NL relievers in that span.
- 🔥 Underwent Tommy John Surgery on his right elbow on 6/27/05.
- 🔥 Finished 2nd among all International League pitchers in opponent batting average (.185, 37-for-200) in 2011 while at Triple-A Gwinnett...Ranked 4th in the IL in SO/9.0 IP at 10.53 (69 SO/59.0 IP).
- 🔥 Named to the Southern League All-Star team while at Double-A West Tennessee in both 2008 and 2009...Pitched for Peoria in the Arizona Fall League in 2009.

2014: Matched career bests in ERA (2.63 ERA) and WHIP (1.08) set in 2011...Also tied his career high with 3 victories.

- 🔥 Established career bests in SO (50), BB/9.0 IP ratio (2.1), and hits/9.0 IP ratio (7.6).
- 🔥 No runs allowed in 48 of his 61 appearances (79%).
- 🔥 Held opponents to a .228 AVG (46-for-202)...Only 16 extra-base hits allowed (10 2B, 1 3B, 5 HR).
- 🔥 Induced 7 grounded into double plays, 2nd most among Braves relievers.

2013: Set career highs in appearances (62) and innings pitched (73.1) in his 1st full year with ATL.

- 🔥 No runs allowed in 47 of his 62 appearances (76%).
- 🔥 Allowed 68 hits, 15 of which went for extra bases (14 2B, 1 3B, 3 HR).
- 🔥 Had 30 games finished, which were a career high and the 2nd most on the team behind Craig Kimbrel.
- 🔥 Recorded his 1st ML save on 8/30 vs. MIA...Threw 2.0 scoreless innings and allowed just 1 hit.
- 🔥 Posted to a 1.38 ERA (2 ER/13.0 IP) in 11 games in September.
- 🔥 Had a 2.34 ERA (11 ER/42.1 IP) in 34 games at Turner Field and a 3.48 ERA (12 ER/31.0 IP) in 28 games on the road.

2012: Spent the majority of the season with Triple-A Gwinnett and made 12 relief appearances for the Braves.

- 🔥 Led Gwinnett relievers in ERA (2.23) while finishing 2nd on the club in holds (5) and 3rd in saves (6).
- 🔥 Held International League hitters to a .231 AVG (39-for-169).
- 🔥 Recalled by ATL on 6/13 and appeared in 12 games before being optioned to Gwinnett on 7/23.
- 🔥 Held right-handers in the IL to a .178 average (16-for-90) with 1 HR and 5 RBI, while left-handers hit .291 (23-for-79) with 7 RBI.
- 🔥 Did not allow an ER in the month of August (11 G, 13.2 IP)...Was also 4-for-4 in save opportunities for the month.
- 🔥 Overall, did not allow an ER over a span of 12 appearances (14.2 IP) from 7/31-8/29...The streak was snapped in his final outing of the year, 9/1 at Norfolk (1 ER in 1.2 IP).

2011: In his 1st year in the ATL organization made 56 appearances between Gwinnett (38 games) and the Braves (18 games).

- 🔥 Finished 2nd among IL relievers in opponent batting AVG .185 (37-for-200).

Anthony Varvaro, Continued

👉 Ranked 4th in the IL in SO/9.0 IP ratio (10.53, 69 SO/ 59.0 IP).

👉 Recalled by ATL from Gwinnett on 7/28 and made his Braves debut that night vs. PIT throwing 2.0 scoreless innings with no hits and 4 SO...Struck out the 1st 3 batters he faced in his 1st inning of work (6th inn).

👉 Optioned back to Gwinnett on 8/14.

👉 Was recalled a second time on 9/1 and stayed with the club for the rest of the season.

2010: Spent the majority of the season in the minors but did make his ML debut with the Mariners, appearing in 4 games as a reliever.

👉 Began the season with Double-A West Tennessee and was named a Southern League mid-season All-Star.

👉 Promoted to Triple-A Tacoma on 7/14.

👉 Recalled from Tacoma on 9/22 after the Pacific Coast League playoffs.

👉 Made his ML debut on 9/24 at TB, striking out 2 in 1.0 scoreless inning.

2009: Combined to make 44 relief appearances between High-A High Desert and West Tennessee.

👉 Named a SL midseason All-Star.

👉 No runs allowed in 26 of his 36 games for West Tennessee.

👉 Played for Peoria in the Arizona Fall League...Went 1-0, 4.05 ERA in 10 relief appearances.

👉 Started the AFL Championship game (2.0 IP, 1 R, 3 SO).

2008: Made 24 starts for High Desert and struck out 113 in his last season working as a starting pitcher.

👉 His 24 starts, 122.2 IP, and 113 SO are still his professional career highs.

👉 At the end of the regular season was transferred to West Tennessee on 9/2 for the playoffs...Made 1 relief appearance in the playoffs.

2007: Led Single-A Wisconsin in SO (112) in his 1st full season...SO total was 4th highest among all SEA minor leaguers.

👉 Was on the DL from 6/20-7/8 with a right elbow strain.

👉 Struck out a career-high 11 batters in 5.0 IP on 7/27 vs. Great Lakes.

👉 Recorded his 1st professional save on 8/17 vs. Clinton.

2006: Made his professional debut with the Rookie-level Arizona League Mariners.

👉 Held opponents to a .184 AVG (7-for-38).

Personal

👉 Married to Kerry...Two sons, A.J. and Johnny.

👉 Graduated from Curtis (NY) High School in June 2002...Was captain of the baseball team his junior and senior years...Earned first-team All-City honors in baseball as a senior...Threw a no-hitter in the City Playoffs with 15 SO.

👉 Attended St. Johns University...As a junior went 9-3 with a 2.32 ERA...Led the BIG EAST in SO (115) and ranked 6th in the NCAA in SO/9.0 IP...Named a third-team All-American by Collegiate Baseball.

Anthony Varvaro's Career Record

YEAR	CLUB	W-L	ERA	G	GS	CG	SHO	SV	IP	H	R	ER	HR	HB	BB	SO	WP	BK
2006	AZL Mariners	0-2	1.64	5	3	0	0	0	11.0	7	3	2	0	2	5	15	1	0
2007	Wisconsin	4-11	4.69	22	21	0	0	1	103.2	94	67	54	7	9	51	112	16	0
2008	High Desert	3-9	7.12	30	24	0	0	0	122.2	154	105	97	22	13	82	113	10	0
2009	High Desert	0-0	7.04	8	0	0	0	4	7.2	9	6	6	0	0	6	10	1	0
	West Tennessee	4-3	2.82	36	0	0	0	8	54.1	30	23	17	1	6	44	63	3	1
2010	West Tennessee	1-3	3.20	31	0	0	0	9	39.1	27	15	14	2	0	21	46	2	0
	Tacoma	0-0	5.26	19	0	0	0	0	25.2	24	17	15	1	4	14	26	3	0
	SEATTLE	0-1	11.25	4	0	0	0	0	4.0	6	5	5	2	0	6	5	1	0
2011	Gwinnett	2-8	2.90	38	0	0	0	1	59.0	37	23	19	3	2	35	69	2	0
	ATLANTA	0-2	2.63	18	0	0	0	0	24.0	15	7	7	3	0	11	23	1	0
2012	Gwinnett	0-2	2.23	33	1	0	0	6	44.1	39	12	11	1	1	24	47	1	0
	ATLANTA	1-1	5.40	12	0	0	0	0	16.2	16	11	10	2	2	9	21	3	0
2013	ATLANTA	3-1	2.82	62	0	0	0	1	73.1	68	25	23	3	1	25	43	7	0
2014	ATLANTA	3-3	2.63	61	0	0	0	0	54.2	46	18	16	5	0	13	50	5	0
	Major League Totals	7-8	3.18	157	0	0	0	1	172.2	151	66	61	15	3	64	142	17	0
	Minor League Totals	14-38	4.52	222	49	0	0	29	467.2	421	271	235	37	37	282	501	39	1

2005 Signed by the Seattle Mariners as a 12th-round selection in the June Draft

2011 Claimed off waivers by the Atlanta Braves on 1/13

2012 On disabled list with a strained right pectoral, 3/26-4/24

2014 Acquired by the Boston Red Sox in exchange for RHP Aaron Kurcz and cash on 12/17

Career Fielding Record

YEAR	CLUB	POS	PCT.	G	GS	PO	A	E	TC	DP
2010	SEATTLE	P	1.000	4	0	0	1	0	1	0
2011	ATLANTA	P	1.000	18	0	2	2	0	4	0
2012	ATLANTA	P	1.000	12	0	0	1	0	1	0
2013	ATLANTA	P	1.000	62	0	13	9	1	23	2
2014	ATLANTA	P	1.000	61	0	1	4	0	5	0
Career Fielding			P 1.000	157	0	16	17	1	34	2

Career Batting Totals

	AVG.	G	AB	R	H	2B	3B	HR	RBI	SH	SF	HB	BB	SO	SB	CS	E
Major League Totals	.000	157	1	0	0	0	0	0	0	0	0	0	0	1	0	0	1

Career Single-Game Highs

INNINGS PITCHED	3.1, 2 times, last 8/17/13 for ATL vs. WSH
STRIKEOUTS	4, 3 times, last 5/24/13 for ATL at NYM
HITS ALLOWED	5, 8/17/13 for ATL vs. WSH
RUNS ALLOWED	4, 2 times, last 6/18/13 for ATL vs. NYM
WALKS ALLOWED	3, 2 times, last 7/18/12 for ATL vs. SF
HOME RUNS ALLOWED	1, 15 times, last 8/8/14 for BOS vs. WSH
EJECTIONS	None
SCORELESS INNINGS STREAK	12.1, 8/30-9/18/13

RED SOX ALL-FENWAY PARK TEAM

As part of the 100th Anniversary Celebration of Fenway Park in 2012, the Red Sox presented an All-Fenway Park Team comprising the greatest 40 Red Sox players, and 3 managers, in Fenway Park history to appear in their positions of play. The All-Fenway Park Team was voted on by fans, historians, front office staff, and the club's historical and archival consultants. Below are the three teams that make up the 40-man roster along with the 3 managers of each team.

**Starting Lineup
(Voted By Fans)**

Carlton Fisk – C
 Jimmie Foxx – 1B
 Dustin Pedroia – 2B
 Wade Boggs – 3B
 Nomar Garciaparra – SS
 Ted Williams – LF
 Fred Lynn – CF
 Dwight Evans – RF
 Pedro Martinez – RHP
 Lefty Grove – LHP
 Jonathan Papelbon – Closer
 David Ortiz – DH
 Terry Francona – Manager
 Bernie Carbo – PH
 Dave Roberts – PR

First Reserves

Jason Varitek – C
 Mo Vaughn – 1B
 Bobby Doerr – 2B
 Mike Lowell – 3B
 Johnny Pesky – SS
 Carl Yastrzemski – LF
 Dom DiMaggio – CF
 Trot Nixon – RF
 Roger Clemens – P
 Luis Tiant – P
 Tim Wakefield – P
 Dennis Eckersley – P
 Dick Radatz – P
 Joe Cronin – Manager

Second Reserves

Rich Gedman – C
 George Scott – 1B
 Jerry Remy – 2B
 Frank Malzone – 3B
 Rico Petrocelli – SS
 Jim Rice – LF
 Reggie Smith – CF
 Tony Conigliaro – RF
 Babe Ruth – P
 Smoky Joe Wood – P
 Curt Schilling – P
 Bill Lee – P
 Jim Lonborg – P
 Dick Williams – Manager

7 CHRISTIAN VAZQUEZ

CATCHER



Full Name: Christian Rafael Vazquez
Bats: Right **Throws:** Right **Height:** 5-9 **Weight:** 200
Opening Day Age: 24 (Turns 25 on August 21)
Born: August 21, 1990 in Bayamon, PR
Resides: Dorado, PR
Major League Service: 82 days
Acquired: Selected in the ninth round of the 2008 June Draft
Signed By: Edgar Perez (Red Sox)
Contract Status: Signed through 2015

Career Highlights

🔥 Made ML debut in July 2014...Took over as Boston's regular catcher and threw out a ML-best 51.7% of attempted base stealers (15 of 29), the best rate in Red Sox history (min. 50 G).

🔥 Beginning 8th year in the Red Sox system, his 3rd in Major League Spring Training camp.

🔥 Selected in the 2008 June Draft...Was named *Baseball America's* best defensive catcher in his primary minor league in each of the last 4 years: International League in 2014, Eastern League in 2013, Carolina League in 2012, South Atlantic League in 2011.

🔥 Also tabbed as BOS's top defensive catcher by *Baseball America* in each of his last 3 minor league seasons (entering 2012, 2013, and 2014).

🔥 In 2013 was named MVP of the Double-A Sea Dogs when he led the team in AVG (.289) and had the best caught stealing percentage among Eastern League catchers (46.5).

🔥 Named Red Sox Minor League Defensive Player of the Year in 2011.

2014: Played 55 games for the Red Sox, his 1st career ML action, including 54 games at catcher (50 starts)...Took over as the club's regular catcher after July recall.

🔥 Reached base safely in 40 of his 50 starts for BOS, hitting .240 (42-for-175) with 9 2B, HR, 20 RBI, and 19 BB.

🔥 Threw out 51.7% of attempted base stealers (15 of 29), best in the majors among catchers with at least 50 games behind the plate...Was the best such mark in Red Sox history (since CS began being tracked in the AL in 1920).

🔥 Did not benefit from a pitcher caught stealing, making his 51.7% catcher caught stealing rate the best among major leaguers with at least 50 games behind the plate since STL's Yadier Molina in 2005 (54.8%; 17 of 31)...Was the best such mark by a rookie catcher since CCS began being tracked in 1974.

🔥 Posted a team-best 4.04 catcher's ERA...His 54 games, 50 starts, and 458.1 innings at catcher all ranked 2nd on the team to A.J. Pierzynski (64 games, 60 starts, 540.0 inn.).

🔥 Had 4 pickoffs, the most by a Red Sox catcher in a season since Rich Gedman had 4 in 1985.

🔥 Hit .286 (20-for-70) at Fenway Park compared to .210 (22-for-105) on the road.

🔥 Went 7-for-24 (.292) with 5 walks with 2 out and runners in scoring position.

🔥 Began the year with Triple-A Pawtucket, hitting .273 (68-for-244) with 17 2B, 3 HR, 20 RBI, 35 R, and 21 BB in 66 games...Threw out 39.6% of attempted base stealers (19 of 48).

🔥 Named a Mid-Season International League All-Star and was also selected to the 2014 SiriusXM All-Star Futures Game...Did not participate in either contest.

🔥 Recalled 7/9 and made his ML debut that night, starting behind the plate in a 5-4 win vs. CWS...Started 50 of Boston's 72 remaining games following his recall.

🔥 The Red Sox won his first 5 career starts from 7/9-21, over which Red Sox pitchers allowed only 9 runs...Was the 1st Red Sox ever to start as a catcher and win each of his first 5 major league games, and the 1st AL player to do it since MIL's Bill Schroeder in 1983 (Source: Elias).

🔥 Went 3-for-4 with 2 R, 2 2B, and 3 RBI in his 2nd ML game on 7/11 at HOU...Was the fastest Red Sox to a 3+ hit game since Nomar Garciaparra's on 9/1/96 at OAK (2nd game, 3 H).

🔥 Appeared in 13 of the club's last 14 games beginning on 9/12 (11 starts)...Hit safely in 8 of his last 9 starts (.400, 12-for-30, 2 2B, HR, 5 RBI, 4 BB).

🔥 Went 4-for-4 with a double and his 1st ML home run on 9/25 vs. TB...The homer was a 2-run, go-ahead shot off Jeremy Hellickson in the 2nd inning...Was the 1st Red Sox rookie catcher with 4 or more hits in a game since Scott Hatteberg had 4 hits on 8/8/97 vs. KC.

🔥 Following the season, played 33 games for San Juan of the Puerto Rican Winter League...Ranked 9th among qualifiers with a .288 AVG (32-for-111) and had 6 2B, HR, 12 RBI, 10 BB, and a .365 OBP...Tied for the league lead among catchers with 10 CS (21 attempts, 47.6%).

🔥 Was named by *Baseball America* as the best defensive catcher in the International League in 2014.

2013: Led Double-A Portland with a .289 AVG (99-for-342) and was named team MVP.

👉 Including 1 game with Triple-A Pawtucket, ranked 5th among full-season Red Sox minor league qualifiers with a career-best .287 AVG (99-for-345)... Also posted a career-high .375 OBP.

👉 Ranked 9th in AVG among Eastern League qualifiers...Had the 4th-highest PA/SO ratio (9.1).

👉 Topped Eastern League backstops throwing out 46.5 percent attempted base stealers (47 of 101)...Also led EL catchers in total chances (871), putouts (781), and assists (tied, 80).

👉 Named Red Sox Minor League Defensive Player of the Month for April (11 CS in 16 G).

👉 Reached in all 5 PA on 5/22 vs. New Hampshire (4-for-4, 2 2B, 3B, HR, 2 RBI, BB).

👉 Started behind the plate for the Eastern Division in the Eastern League All-Star Game on 7/10 in New Britain.

👉 Posted a season-long 12-game hitting streak from 7/31-8/16 (.429, 21-for-49, 3 2B, 7 RBI)...Matched the longest hit streak by a Sea Dog all year.

👉 Hit .347 (50-for-144) after the All-Star break...Promoted to Triple-A Pawtucket on 9/1, where he made his Triple-A debut the next day in the PawSox' regular season finale.

👉 Hit .273 (3-for-11) with 2 RBI and 2 BB in 3 playoff games for Pawtucket.

👉 After the season, played for Santurce of the Puerto Rico Winter League and led the league with 32 games behind the plate...Threw out a league-best 63.0% (17 of 27) of attempted base stealers.

👉 Following the season, ranked by *Baseball America* as the best defensive catcher in the Red Sox farm system for a 3rd straight year...Also named the best defensive catcher in the Eastern League.

2012: Played the majority of the year with High-A Salem, where he was a Carolina League Post-Season All-Star...Also made his Double-A debut with 20 games for Portland.

👉 Combined to throw out 49 of 122 base stealers (40.2%), including a Carolina League-best 41.9 percentage (44 of 105)...Also topped the CL with 110 assists at the position.

👉 Led the Red Sox system with 96 games caught.

👉 Named Red Sox Minor League Defensive Player of the Month for June after throwing out 10 of 23 attempted base stealers (43.5%).

👉 Recalled for Double-A debut on 8/3...At time of transfer, ranked 13th in the Carolina League with a .360 OBP.

👉 Over his last 28 games with Salem from 6/23-8/2, led the Carolina League in AVG (.353) and OBP (.455), and ranked among CL leaders in SLG (5th, .598) and OPS (3rd, 1.053).

👉 Batted .291 (51-for-175) over his final 48 games of the season beginning 6/23...Notched 4 straight multi-hit games twice (6/23-28, 7/4-9).

👉 Following the season, hit .257 (9-for-35), 8 BB in 10 games for Surprise in the Arizona Fall League...Then played 9 games for Manati of the Puerto Rico Winter League (.292, 7-for-24, 2 2B, 3B, HR).

👉 Ranked as the Red Sox' No. 2 catching prospect according to *Baseball America* after the season...Also ranked as the No. 1 catching prospect in the Carolina League by BA.

2011: Spent the year with Single-A Greenville and was named Red Sox Minor League Defensive Player of the Year.

👉 Threw out 37 of 111 (33.3%) opposing base stealers and posted a .991 fielding percentage (9 E/904 TC)...Led South Atlantic League catchers in chances (904), putouts (788), and assists (108).

👉 Reached single-season career-highs in homers (18) and RBI (84)...His 84 RBI led the Drive and ranked 4th among Red Sox minor leaguers.

👉 Also paced the Drive with 18 homers and ranked among club leaders in AB (3rd, 392), hits (2nd, 111), 2B (T-2nd, 27), and BB (T-2nd, 43).

👉 Named SAL Player of the Week from 6/20-26 (.467, 7-for-15, 4 HR) and from 8/29-9/4 (.381, 8-for-21, 3 HR).

👉 Selected as the Red Sox Minor League Defensive Player of the Month for July.

👉 Following the season, rated by *Baseball America* as the best defensive catcher in the SAL as well as in the Red Sox system.

👉 Added to the Red Sox' 40-man roster on 11/20/11.

BEST SINGLE-SEASON ROOKIE CATCHER CS RATE (SINCE 1987)

RK	PLAYER	YEAR	TEAM	CCS%	CCS/SB
1.	Christian Vazquez	2014	BOS	51.7	15/14
2.	Ivan Rodriguez	1991	TEX	48.6	34/36
3.	Yadier Molina	2004	STL	47.1	8/9



Christian Vazquez, Continued

👉 After the season, played 3 games with Indios de Mayaguez of the Puerto Rico Winter League.

2010: Played his 1st full season with Single-A Greenville and led the club with 60 games behind the plate.

👉 Threw out 31 of 76 (40.8%) attempted base stealers.

👉 Made his 1st pro appearances at 1B (3 games) and 2B (1).

👉 Hit 1st career grand slam on 4/17 at Lexington.

👉 Hit .370 (20-for-54) during a 14-game hit streak from 5/31-7/3.

👉 Went 5-for-21 (.238) with 3 2B and 2 RBI in 6 playoff games for the Drive.

2009: Split the year with 31 games between the Rookie-level Gulf Coast Red Sox and Short-A Lowell.

👉 Combined for 21 games at C, 9 at 3B, and 1 at DH.

👉 Threw out 6 of 26 (23.1%) attempted base stealers.

👉 Began the year in the GCL before transferring to Lowell on 7/8.

👉 His 1st hit for the Spinners was a game-tying pinch-hit homer in the 9th inning on 7/9 vs. Tri-City (HOU).

2008: Led the Gulf Coast League Red Sox with 21 games caught in his pro debut.

👉 Threw out 5 of 32 (15.6%) attempted base stealers.

Personal

👉 Graduated from Puerto Rico Baseball Academy High School in 2008.

👉 Participated in the Red Sox Rookie Development Program in 2013 and 2014.

In the Community

Christian interacted with fans at Red Sox Winter Weekend in January 2015...In 2014, participated in the Red Sox Destinations program and a Health and Wellness Workshop at Fenway Park...Attended Casino Night, benefitting the Red Sox Foundation...Also participated in a player/fan photo session, and greeted fans at the gates before a 2014 home game...Was involved in local community outreach as part of the Red Sox Rookie Development programs in 2013 and 2014, making visits to the Jimmy Fund and Boston Children's Hospital, and painting murals at the McKinley Middle School in Boston with members of the Red Sox Scholars program.

Christian Vazquez's Career Record

YEAR	CLUB	AVG.	G	AB	R	H	2B	3B	HR	RBI	SH	SF	HB	BB	SO	SB	CS	E
2008	GCL Red Sox	.190	21	58	7	11	1	0	0	5	1	0	0	6	17	0	0	3
2009	Lowell	.123	21	65	4	8	2	0	2	9	0	0	0	11	16	0	0	3
	GCL Red Sox	.278	10	36	5	10	5	0	0	7	0	0	1	4	7	0	0	1
2010	Greenville	.259	79	270	34	70	11	0	3	32	0	2	4	23	62	3	1	7
2011	Greenville	.283	105	392	71	111	27	3	18	84	0	4	5	43	84	1	1	8
2012	Salem	.266	81	293	43	78	17	0	7	41	3	2	4	40	70	2	2	9
	Portland	.205	20	73	11	15	4	0	0	5	0	1	0	8	9	0	0	3
2013	Portland	.289	96	342	48	99	19	1	5	48	3	4	3	47	44	7	5	10
	Pawtucket	.000	1	3	0	0	0	0	0	0	0	0	0	1	0	0	0	0
2014	Pawtucket	.279	66	244	35	68	17	0	3	20	2	2	1	21	52	0	1	2
	BOSTON	.240	55	175	15	42	9	0	1	20	3	4	0	19	33	0	0	5
Major League Totals		.240	55	175	15	42	9	0	1	20	3	4	0	19	33	0	0	5
Minor League Totals		.265	500	1776	258	471	103	4	38	251	9	15	18	204	361	13	10	46

2008 Signed by the Boston Red Sox as a ninth-round selection in the June Draft

Additional Batting Statistics

YEAR	CLUB	OBP	SLG	OPS	TB	GDP
2014	BOSTON	.308	.309	.617	54	4

Career Fielding Record

YEAR	CLUB	POS	PCT.	G	GS	PO	A	E	TC	DP
2014	BOSTON	C	.987	54	50	338	32	5	375	4

Career Single-Game Highs

HITS	4, 9/25/14 vs. TB
DOUBLES	2, 7/11/14 at HOU
HOME RUNS	1, 9/25/14 vs. TB
RBI	3, 2 times, last 9/25/14 vs. TB
RUNS SCORED	2, 3 times, last 9/25/14 vs. TB
WALKS	2, 2 times, last 9/24/14 vs. TB
STRIKEOUTS	2, 7 times, last 9/27/14 vs. NYY
STOLEN BASES	None
HITTING STREAK	6, 8/31/14-9/6/14
EJECTIONS	None

Home Run Notes

MULTI-HOME RUN GAMES (0)
LEADOFF HOME RUNS (0)
GRAND SLAMS (0)
PINCH-HIT HOME RUNS (0)
EXTRA-INNING HOME RUNS (0)
GAME-ENDING HOME RUNS (0)
INSIDE-THE-PARK HOME RUNS (0)

18 SHANE VICTORINO OF



Full Name: Shane Patrick Victorino
Bats: Switch **Throws:** Right **Height:** 5-9 **Weight:** 190
Opening Day Age: 34
Born: November 30, 1980 in Wailuku, HI
Resides: Las Vegas, NV
Major League Service: 9 years, 92 days
Acquired: Signed as a free agent on December 13, 2012
Signed By: Hank Jones (Dodgers)
Contract Status: Signed through 2015

Career Highlights

- 🔥 Returns for his 3rd season with the Red Sox after missing much of 2014 due to injury...Signed a 3-year contract with BOS on 12/13/12.
- 🔥 Is a veteran of 11 major league seasons...Before joining the Red Sox, spent previous 9 years in MLB with 3 different clubs, all in the NL: Padres (2003), Phillies (2005-12), and Dodgers (2012).
- 🔥 A 2-time World Champion, won the World Series with the Red Sox in 2013 and the Phillies in 2008.
- 🔥 Was selected to the 2009 and 2011 NL All-Star teams, both by the MLB.com Final Vote.
- 🔥 Is a 4-time Rawlings Gold Glove Award winner...Won in 3 consecutive seasons at OF in the NL (2008-10), and awarded the AL Gold Glove in RF in 2013.
- 🔥 Played for Team USA in the World Baseball Classic in 2009 and 2013.
- 🔥 Is the all-time MLB leader among Hawaiian-born players in most offensive categories, including AB (4,452), runs (712), hits (1,233), 2B (227), 3B (68), HR (107), and RBI (482)...Is the 2nd Hawaiian native in Red Sox history, joining Benny Agbayani, who played 13 games in 2002.
- 🔥 Has reached base in 45 of 60 career postseason games...Among active players, ranks 2nd to Matt Holliday (66) with 59 career postseason games in the outfield...Leads MLB with 11 career HBP in the postseason.
- 🔥 Drove in the game-winning run in all 3 deciding games during BOS' 2013 run to the World Series title...Is the only player to drive in the winning run in 3 clinchers in a single postseason...Had a team-best 13 RBI in the postseason to help the Phillies win the 2008 World Series against TB.
- 🔥 Has a ML record 20 RBI in bases loaded situations in his postseason career...His 2 grand slams in the postseason are tied with Jim Thome for the most in history.
- 🔥 Is 1 of 8 players to appear in the postseason in at least 6 of the last 8 seasons (2007-11 with PHI, 2013 with BOS), along with Matt Holliday, Russell Martin, CC Sabathia, Nick Swisher, Shane Victorino, Jason Werth, and Delmon Young.
- 🔥 Was the 2011 recipient of the Branch Rickey Award, which honors professionals in MLB for exceptional community service.

2014: Limited to 30 games for the Red Sox due to 3 stints on the DL with 2 different injuries...Had season-ending back surgery on 8/5.

- 🔥 Hit right-handed all season...Batted .325 (13-for-40) with a 2B, HR, and 7 RBI against left-handed pitching, compared to .241 (20-for-83) with 5 2B, 3B, HR, and 5 RBI against righties.
- 🔥 His 30 games, 33 hits, 123 AB, 2 HR, 12 RBI, and 2 SB were all his lowest marks since his 1st season with PHI in 2005.
- 🔥 Placed on the 15-day DL prior to the season opener on 3/31 (retro to 3/30) with a right hamstring strain...Played a 3-game rehab stint with Triple-A Pawtucket from 4/19-22.
- 🔥 Activated from the DL on 4/24 and made season debut for BOS that night vs. NYY, going 1-for-5 with a 2B.
- 🔥 Appeared in 21 ML games from 4/24-5/23 between DL stints (.242, 22-for-91, 5 2B, 3B, HR, 10 RBI), all in RF.
- 🔥 Went 4-for-4 with a 2B and 2 RBI on 4/29 vs. TB, the 1st time he had a hit in all of at least 4 AB in a game since 7/25/09 vs. STL with PHI (4-for-4).
- 🔥 Drove in a season-high 4 runs on 5/10 at TEX (3-for-4).
- 🔥 Placed on the 15-day DL on 5/24 with a right hamstring strain.
- 🔥 Went 3-for-27 over a 10-game rehab stint between Short-A Lowell (4 G) and Triple-A Pawtucket (6 G).
- 🔥 Activated from the DL on 7/19 and hit safely in each of his first 6 games back with BOS from 7/19-25 (.435, 10-for-23).
- 🔥 Placed on the 15-day DL on 8/1 (retro to 7/31) with a lower back strain...Underwent successful season-ending lumbar discectomy surgery on 8/5...It was performed by Dr. Robert Watkins at Marina Del Rey Hospital in Los Angeles, CA...Transferred to the 60-day DL on 9/8.

Shane Victorino, Continued

2013: In 1st season with the Red Sox, hit .294 (140-for-477), his best mark in any full ML campaign.

🔥 Reached 15 HR for the 3rd time in his career (also 18 in 2010 and 17 in 2011 with PHI).

🔥 Topped the AL and finished 3rd in MLB with a career-high 18 HBP...Led the majors with 15 HBP from 8/4 through the end of the season, 9 more than the next highest total in that time (6 players with 6 HBP).

🔥 Led the Sox and T-3rd in the AL with a career-high 10 sac hits...Was just the 2nd Red Sox since 2000 to record double-digit sac hits (also Darnell McDonald in 2010 with 12).

🔥 Was successful in 21 of 24 SB attempts for an 87.5 success rate, 5th best in the AL (min. 20 attempts).

🔥 Became the 1st ever Red Sox to collect at least 10 sac hits, 15 HR, and 20 SB in a season...Was the 1st in MLB to do it since NYY's Derek Jeter in 2004.

🔥 Was the 7th-hardest AL batter to double up (95.4 AB/GIDP, 5 GIDP)...Had the 7th-best home AVG in the AL at .322 (75-for-233).

🔥 Switch-hitter batted .310 (15-for-268) with 12 of 15 HR while batting right-handed...Hit .273 (57-for-209) batting lefty.

🔥 Hit .300 with 6 HR batting right-handed vs. RHP...Primarily hit right-handed against righty hurlers from the 3rd inning on 8/4 vs. ARI through the remainder of the season...Also had 3 right-handed PA against RHP R.A. Dickey on 4/7.

🔥 Tied for the ML lead with 3 game-winning RBI in extra innings, the most in a season by a Red Sox since David Ortiz had 3 in 2006.

🔥 Hit .406 (26-for-64) with 8 2B, 4 HR, and 12 RBI in 16 games vs. the NL, including 9 multi-hit efforts...Was the 3rd-best Interleague AVG in MLB.

🔥 Made a career-high 106 starts in RF and his 110 games at the position was the 2nd-highest total of his career (114 in 2007 with PHI)...Also made 11 starts in CF (15 G).

🔥 T-6th in the AL with a team-leading 10 outfield assists...His 9 assists from RF tied for the AL lead and marked the most by a Red Sox RF since Trot Nixon in 2005 (9).

🔥 Was the 1st player to reach double digits in HR, SB, sac hits, and outfield assists since BAL's Brady Anderson in 1992 (21 HR, 53 SB, 10 SH, 10 OA)...Was the 1st ever Red Sox to put together that particular quadruple-double in a season.

🔥 According to Fangraphs, led all AL outfielders in Ultimate Zone Rating (24.0).

🔥 During Spring Training, played for Team USA in the World Baseball Classic.

🔥 Made 7th straight Opening Day start on 4/1 at NYY...Was his 2nd Opening Day start in RF (also 2007) after 5 straight in CF (2008-12).

🔥 Hit a walk-off infield single in the 10th inning on 4/13 vs. TB, his 5th career walk-off hit.

🔥 Missed 7 games from 4/25-5/2 due to low back tightness...Had also missed both ends of the Sox' 4/21 double-header with the same injury.

🔥 Left in the 6th inning on 5/20 at CWS with left hamstring tightness and placed on 15-day DL on 5/24 (retro to 5/21) with a left hamstring strain...Appeared in 1 rehab game for Triple-A Pawtucket (2-for-4, HR) before being activated on 6/8.

🔥 Hit .297 with 13 of his 15 HR and 51 of his 61 RBI after coming off the DL on 6/8.

🔥 After the All-Star break, ranked 2nd on the Sox with 37 RBI (David Ortiz, 38) and T-2nd with 11 HR (Mike Napoli, 12; Ortiz also 11).

🔥 Had a .321 AVG (63-for-196) with 13 2B, 10 HR, and 33 RBI over his final 49 games beginning 7/30...In that time, led the Sox and ranked among AL leaders with a .541 SLG (4th), .932 OPS (3rd), and 106 total bases (T-10th).

🔥 Reached in 26 of his last 31 games with a PA, batting .341 (42-for-123) with 8 2B, 8 HR, 24 RBI, 4 BB, and 11 HBP.

🔥 Ranked among AL August leaders while leading the Sox in HR (T-6th, 7), RBI (4th, 22), runs (2nd, 24), hits (3rd, 38), XBH (T-6th, 15), total bases (3rd, 67), and SLG (11th, .578)...The 7 HR (tied, also July 2008 with PHI) and 22 RBI were single-month career highs.



👉 Named AL Player of the Week for 7/29-8/4, his 1st career weekly honor...Batted .433 (13-for-30) with 3 2B, 2 HR, 7 RBI, BB, and 2 HBP...Led the AL with 21 total bases.

👉 Tallied a game-winning, 2-run single with 2 outs in the 11th on 8/13 vs. TOR...Also threw out Jose Reyes at the plate in the 6th inning of that game.

👉 Collected a career-high 7 RBI on 8/27 vs. BAL, going 3-for-3, 2B, 2 HR, BB, HBP...Was the most RBI by a Red Sox since J.D. Drew had 7 on 6/8/07 at ARI, and tied for the most in a game in the majors all year...Was the 1st Red Sox with 7 RBI and 4 runs scored in a game since Dwight Evans on 8/13/88 vs. DET (7 RBI, 4 R)...Was the 1st player in franchise history to go 3-for-3 or better with at least 2 HR, 4 runs, and 7 RBI (Source: Elias).

👉 Drove in the winning run at NYY on both 9/5 (8th-inning 2-run HR, his 2nd HR in as many games off Preston Claiborne) and 9/6 (10th-inning RBI single off Rivera).

👉 On 12/16, underwent successful nerve release surgery on his right thumb, performed by Dr. Thomas Graham in Cleveland, OH.

POSTSEASON: Played 14 games, all starts, during the Red Sox' run to the World Series title...Hit .216 (11-for-51) with 2 2B and 2 BB...His 12 postseason RBI ranked 2nd on the team, 1 shy of David Ortiz (13)...Drove in the game-winning run in all 3 postseason clinchers, the most by a player in a single postseason...Was hit by a pitch 7 times, the ML record for a single postseason...Hit safely in all 4 ALDS games vs. TB and set a DS record with 4 HBP...T-1st among 2013 DS batters with a .556 OBP (min. 10 PA)...Put the Sox ahead for good with a 2-out RBI single in 7th inning of the deciding Game 4 at TB...Started all 6 ALCS games vs. DET...Knocked a game-winning grand slam in the 7th inning of the clinching Game 6 of the ALCS vs. DET off Jose Veras, his 2nd career postseason slam (also G2 of 2008 NLDS vs. MIL off CC Sabathia)...Played the first 3 World Series games vs. STL...Scratched from the Game 4 lineup due to lower back tightness and did not play in Game 5...Returned for the final contest, a 6-1 victory in Game 6, going 2-for-3, 2B, 4 RBI, BB...Put the Sox on the board with a bases-clearing 3-run 2B in the 3rd inning...Also had a bases-loaded single in the 4th inning.

2012: Split the season between the Phillies and Dodgers following a trade to LAD on 7/31.

👉 Had a career-high 39 SB between both clubs which ranked 4th most among all NL players.

👉 Finished tied for 6th among NL outfielders with 9 assists.

👉 Was 10th-hardest hitter in NL to strikeout (8.3 PA/SO).

👉 Made his 6th straight Opening Day start in the outfield for the Phillies (5th straight in CF).

👉 Reached base safely in his 1st 11 games of the season (.362 OBP), including a 10-game hitting streak, 4/7-17 (.325, 13-for-40, 2B, HR, 3 RBI).

👉 Had a season-high 5 RBI, 6/8 at BAL.

👉 Picked up the 1,000th hit of his career with a single off Matt Cain, 7/21 vs. SF.

👉 Committed only 2 errors on the season and had a streak of 273 games (269 starts) without an error snapped on 7/28 at ATL with his 1st error since 8/14/10 at NYM.

👉 Acquired by LAD in exchange for RHPs Josh Lindblom and Ethan Martin and a player to be named later (INF Stefan Jarrin) on 7/31.

2011: Hit a career-high 16 3B for the Phillies to tie NYM's Jose Reyes for the ML lead.

👉 Voted onto the NL All-Star team via the Final Vote on MLB.com (did not play in game)...Was his 2nd All-Star selection.

👉 Was presented with the Mike Schmidt Player of the Year Award by the Philadelphia chapter of the BBWAA.

👉 Finished T-4th in the NL in SB percentage (86.4) and T-7th in runs (95)...Was the 9th-hardest batter to strike out in the NL (9.3 PA/SO).

👉 With 27 2B, 16 3B, 17 HR, and 19 SB, had his 3rd career quadruple double (double-digits in 2B, 3B, HR, and SB), the only NL player to accomplish the feat.

👉 Of his 17 HR, 6 gave the Phillies a lead and 2 tied the game.

👉 Did not commit an error all season to lead all NL center fielders in fielding percentage (1.000, 296 TC).

👉 Made his 5th consecutive Opening Day start (2007-11) and 4th in CF.

👉 Hit his 1st career inside-the-park HR, 4/24 at SD off Wade LeBlanc.

👉 Stole the 150th base of his ML career, 5/5 vs. WSH.

👉 Was on the 15-day DL from 5/20-6/2 (retroactive to 5/19) with a right hamstring strain...Originally left the game on 5/14 at ATL, in the bottom of the 8th inning with right hamstring soreness.

👉 Had his 2nd 15-day DL stint, 7/8-18 (retroactive to 7/4) with a right thumb ligament sprain after originally injuring it on 7/3 at TOR.

👉 Slugged his 1st career extra-inning HR, 8/1 at COL (10th), to give the Phillies the lead and eventual win.

👉 Served a 2-game suspension, 8/18-19, for his actions during a bench-clearing incident on 8/5 at SF.

POSTSEASON: Batted .316 between all 5 games of the NLDS vs. St. Louis.

2010: Set career-bests in HR (18) and RBI (69) for the Phillies.

👉 Won his 3rd consecutive Gold Glove after leading all NL CF in assists (11) and finishing 2nd in double plays (4)...Overall, finished tied with Jeff Francoeur for the NL lead in outfield assists.

Shane Victorino, Continued

👉 Ranked 2nd among all NL center fielders in fielding pct. (.995), committing only 2 errors in 373 total chances.

👉 Finished 2nd in the NL in SB percentage (85.0) and T-3rd in 3B (10) and SB (34).

👉 Collected his 2nd career quadruple double (26 2B, 10 3B, 18 HR, 34 SB)...Was 1 of only 4 ML players to do it, along with ARI's Stephen Drew, NYM's Jose Reyes, and TB's Carl Crawford.

👉 Was his 3rd career 30-SB season.

👉 Set a career high with 5 RBI, 4/14 vs. WSH.

👉 Hit his 2nd career grand slam, 5/2 vs. NYM off Johan Santana.

👉 Was on the 15-day DL, 7/28-8/11 (left abdominal strain).

👉 Broke up Hiroki Kuroda's no-hitter with a 1-out single in the 8th inning, 8/30 at LAD.

👉 Had a season-best 11-game hit streak, 9/6-18.

👉 Hit his 1st career leadoff HR, 9/24 vs. NYM (R.A. Dickey).

👉 Batted a career-best .321 (53-for-165) vs. LHP.

👉 After the season, received the Tug McGraw Media Good Guy Award, as voted by the Philadelphia chapter of the BBWAA.

POSTSEASON: Had 5 RBI in the postseason to take over the all-time franchise lead in postseason RBI (28 through 2010; since passed by Ryan Howard, 33).

2009: Led the NL in 3B (13), finished 2nd in 4-hit games (5), 4th in AB (620), 6th in multi-hit games (53), 7th in runs (102), 8th in hits (181), and T-9th in 2B (39).

👉 Played in the World Baseball Classic for Team USA.

👉 Won his 2nd straight NL Rawlings Gold Glove.

👉 Became the 4th Hawaiian-born player – and 1st position player – to make an All-Star team (also Ron Darling, Charlie Hough and Sid Fernandez)...Was his 1st career selection.

👉 Set career highs in games (156), AB, hits, 2B, and BB (60).

👉 Finished tied for 5th among NL CF in assists (8).

👉 Batted .315 (58-for-184) in the 7th inning or later, 9th-best in the NL.

👉 Collected his 1st career quadruple double (39 2B, 13 3B, 10 HR, 25 SB), the only ML player to accomplish the feat in 2009.

👉 Had a career-best 16-game hitting streak, 4/19-5/8 (.352, 25-for-71, 5 2B, 2 3B, 3 HR, 15 RBI, 16 R).

👉 Hit 1st regular season grand slam, 4/24 at FLA (Matt Lindstrom), a game-winner with 2 outs in the 9th inning.

👉 Finished tied for the NL lead in hits (40) in July and was tied for 2nd in runs scored (22).

👉 Ejected for the 1st time in his career, 8/9 vs. FLA (Ed Rapuano), for arguing balls and strikes from center field.

👉 Hit .357 (82-for-230) at home from 5/26 through the remainder of the season.

👉 Batted .429 (6-for-15) with the bases loaded.

POSTSEASON: Hit a combined .293 (17-for-58) with 3 HR and 9 RBI in 15 postseason games for the NL Champion Phillies.

2008: Was a member of the Phillies' World Championship team that defeated TB in the Fall Classic, 4-games-to-1.

👉 Won his 1st Rawlings Gold Glove after finishing 4th among NL center fielders in fielding percentage (.994; 2 E/323 TC) and T-4th in assists (7).

👉 Finished 3rd in the NL in infield hits (34), 5th in 3B (8), 6th in SB (36), T-6th in bunt hits (9), and T-8th in multi-hit games (50).

👉 Tied his career high in runs (102) and posted a then-career-high .293 AVG (hit .294 in 2013).

👉 Made 134 starts in CF and 4 in RF.

👉 Placed on the 15-day DL, 4/13 (right calf strain)...Played in 5 rehab games before being activated on 4/29.

👉 His 7 HR in July were a career best for a single month (later matched in August 2013).

👉 Tallied 8 HR and 17 RBI over an 18-game span, 7/12-8/5...Collected a season-high 4 RBI twice, 7/1 at ATL and 7/27 vs. ATL.



- 👉 Hit multiple triples for the 1st time in his ML career, 6/6 at ATL.
- 👉 Tied his then-career high with a 14-game hitting streak, 5/19-6/2 (.400, 24-for-60, HR, 7 RBI).
- 👉 Had his 1st career multi-HR game, 7/12/08 vs. ARI.
- 👉 Batted .359 (42-for-117) leading off an inning.
- 👉 Hit .462 (24-for-52) with 5 2B, 3B, 3 HR, and 6 RBI over his final 13 games of the season.

POSTSEASON: Set a Phillies single postseason club record for RBI (13, since past by Ryan Howard's 17 in 2009)... His 13 RBI ranked T-2nd among all major leaguers in 2008 playoffs (TB's B.J. Upton, 16)...Clubbed the 1st grand slam in Phillies playoff history in Game 2 of the NLDS against the Brewers off CC Sabathia...Became the 3rd player in team history to collect 4 RBI in an LCS game, 10/10 vs. LAD...Hit a game-tying 2-run HR in the 8th inning of Game 4 of the NLCS at LAD off Cory Wade.

2007: Made his 1st career Opening Day start in RF for the Phillies.

- 👉 Finished 6th in the NL in SB, 4th in SB percentage (90.2), and T-6th in OF assists (10).
- 👉 Scored 23 runs in May, 2nd most among NL players (FLA's Dan Uggla, 24).
- 👉 Had 3 consecutive multi-steal games, 5/3-5 at SF, becoming the 1st MLB player to do so since 1997 (CLE's Omar Vizquel) and 1st Phillie since 1982 (Bob Dernier).
- 👉 Hit 1st career walk-off HR, 6/3 vs. SF, which was also Shane Victorino Hula Figurine Day at Citizens Bank Park.
- 👉 Had a career-best 14-game hit streak, 6/7-22 (.311, 19-for-61, 3 HR, 7 RBI).
- 👉 Tied his career high with 5 hits, 7/17 at LAD.
- 👉 Had 32 multi-hit games, including 11 with at least 3 hits.
- 👉 Was successful in 26 consecutive SB attempts, 5/18-7/13, the longest streak by a Phillie since Jimmy Rollins stole 35 straight in 2001.
- 👉 Had 6 multi-steal games.
- 👉 Suffered a right calf strain on 7/30 at CHI and was placed on the 15-day DL on 7/31...Hit .273 (3-for-11) in 3 rehab games with Double-A Reading and Single-A Lakewood and was activated on 8/22.
- 👉 Hit .340 (35-for-103) with 10 multi-hit games in 24 July games after hitting .248 (27-for-109) in 28 June games.

POSTSEASON: Made his 1st career postseason appearance with the Phillies...Belted his 1st career postseason HR in Game 3 of the NLDS vs. COL.

2006: Spent his 1st full season in the majors with the Phillies where he led the club in sac hits (8) and outfield assists (11).

- 👉 Did not commit an error all season in 232 total chances.
- 👉 Finished 6th in the NL in OF assists and T-6th in HBP (14).
- 👉 Batted .412 (21-for-51) through his first 35 games.
- 👉 Was the only Phillie to start at all 3 OF positions: 60 in CF, 17 in RF, 3 in LF.
- 👉 Had hits in 7 consecutive AB, 5/11-13, the 1st Phillie to do that since Jimmy Rollins in 2002.
- 👉 Hit .339 (20-for-59) with 4 2B, 3B, 2 HR, and 7 RBI playing every day in place of CF Aaron Rowand, who was on the 15-day DL, 5/12-26.
- 👉 Moved into an everyday role following the trade of RF Bobby Abreu on 7/31.
- 👉 Batted .345 (50-for-145) over a 36-game span, 8/2-9/9.
- 👉 Reached base safely in 23 straight games, 8/21-9/14 (.411 OBP).
- 👉 Collected a career-high 5 hits, 9/29 at FLA, a team season high.
- 👉 Batted .370 (17-for-46) in his final 9 games of the season.
- 👉 Hit a combined .329 (74-for-225), 2 HR, 28 RBI vs. the NL East.

2005: Named the Triple-A International League MVP, the 1st-ever Scranton/Wilkes-Barre player to receive the award...Also won Scranton's Player of the Year and Community Service Awards.

- 👉 Was the 4th player in Red Barons history to reach double figures in 2B (25), 3B (16), and HR (18) for Scranton (also Marlon Anderson, Jimmy Rollins, and Dave Doster).
- 👉 Led all minor league players in 3B.
- 👉 Named as a starting OF on the IL post-season All-Star team.
- 👉 Hit 13 HR at Lackawanna County Stadium, breaking Jason Michaels' 2001 record of 12.
- 👉 Twice named IL and Phillies Minor League Player of the Week, 6/25-31 (.481, HR, 6 RBI) and 8/8-14 (.542, HR, 7 RBI).
- 👉 Homered from both sides of the plate, 5/4 at Buffalo, becoming just the 2nd player in Scranton history to do that (Darren Burton, 4/23/98 at Rochester).
- 👉 Reached season highs with 2 HR and 5 RBI, 5/10 vs. Pawtucket, including a 1st-inning grand slam.
- 👉 Was in the midst of a 22-game hit streak when his contract was selected on 9/1.
- 👉 Made his Phillies debut, 9/3 at WSH (pinch-ran and scored a run).
- 👉 Knocked in the go-ahead run with a 2-out, pinch-hit RBI single, 9/7 vs. HOU – his 1st hit as a Phillie.

Shane Victorino, Continued

👉 Slugged 1st ML HR, 9/22 at ATL, a pinch-hit 3-run shot in the 9th inning off Tim Hudson to give the Phils a 3-0 lead.

👉 His 2nd ML HR, 9/28 vs. NYM, was also as a pinch-hitter...Led the Phillies with 7 pinch RBI.

👉 Named to USA Baseball's 2005 Regional Olympic Qualifying Team roster.

2004: Set a professional high with 19 HR between Double-A Jacksonville and Triple-A Las Vegas.

👉 Hit .296 (21-for-71) in his final 23 games with the club before being transferred to Jacksonville on 6/9.

👉 Led Jacksonville in HR (16), runs (70), and 3B (7), despite playing only 75 games.

👉 Combined, hit .293 with 19 HR, 63 RBI, and 98 runs in 130 games.

👉 Also played for Zulia in the Venezuelan Winter League.

👉 Was selected by the Phillies in the annual Rule 5 Draft on 12/13.

2003: Made his major league debut for the Padres as a pinch-runner, 4/2 vs. SF.

👉 Made 17 starts for the Padres: 11 in CF, 5 in LF, and 1 in RF.

👉 Got his 1st ML hit, 4/20 at COL off Shawn Chacon.

👉 Was returned to the Dodgers on 5/28 and assigned to Double-A Jacksonville.

👉 Stole a season-high 3 bases, 6/24 vs. Orlando.

👉 Promoted to Triple-A Las Vegas in August.

2002: Played for Double-A Jacksonville where he ranked 2nd in the Southern League and led all Dodgers minor leaguers in SB (45).

👉 Hit .330 for Arizona Fall League champion Peoria.

2001: Spent the season with High-A Wilmington and earned Minor League Player of the Month honors for July.

2000: Led Short-A Yakima in SB (21).

1999: Spent his 1st pro season with Rookie-level Great Falls and led the club in SB (20).

👉 Named the Fastest Baserunner in the Dodgers organization by *Baseball America*.



Personal

👉 Married to Melissa...The couple has a daughter, Kali'a Makenna (3/30/07), and a son, Kingston Shane (9/30/10), and he has 1 stepson, Keenan (10/1/95).

👉 Was a 1999 graduate of St. Anthony's High School (HI)...Was an all-star the football, soccer, baseball, and track teams.

👉 Appeared in an episode of CBS' "Hawaii Five-0" in 2012.

👉 His biography, *Shane Victorino: The Flyin' Hawaiian* was published in March of 2011.

In the Community

Shane established the Shane Victorino Foundation in 2010 with his wife, Melissa...The non-profit is dedicated to promoting opportunities for underserved youth by providing educational, recreational, and wellness programs...The foundation's largest initiative to date was donating nearly \$1 million towards the renovation of the Shane Victorino Nicetown Boys & Girls Club, a century-old facility located in an impoverished area of Philadelphia...Hosts an annual Celebrity Golf Tournament on Maui which has raised over \$500,000 to provide after-school activities, tutoring, literacy programs, leadership training, and more to children in Shane's native Hawaii...Attends multiple events benefitting the Red Sox Foundation, including Casino Night, Picnic in the Park and the Welcome Home Party...Has participated in the Children's Hospital of Southwest Florida Golf Classic in each of the past two years...Recorded an anti-tobacco public service announcement for the Massachusetts Dental Society...Attended the opening ceremony of One Run Boston, and visited victims of the Boston Marathon bombings in the hospital...Hosted children from various Boston non-profit organizations at games throughout the season as part of his Flyin' Hawaiian All-Stars program...Also hosted the Flyin' Hawaiian All-Stars during his time with the Phillies, and welcomed children from the Boys & Girls Clubs and Special Olympics at Citizens Bank Park...In 2011, won the Branch Rickey Award, which honors humanitarians in Major League Baseball who personify 'service above self'...Was the Phillies club nominee for MLB's Roberto Clemente Award in 2010 and won the Phillies Community Service award that same year.

Shane Victorino's Career Record

YEAR	CLUB	AVG.	G	AB	R	H	2B	3B	HR	RBI	SH	SF	HB	BB	SO	SB	CS	E
1999	Great Falls	.280	55	225	53	63	7	6	2	25	6	3	0	20	31	20	5	2
2000	Yakima	.246	61	236	32	58	7	2	2	20	12	2	3	20	44	21	9	11
2001	Wilmington	.283	112	435	71	123	21	9	4	32	13	1	5	36	61	47	13	6
	Vero Beach	.167	2	6	2	1	0	0	0	0	0	0	0	3	1	0	0	0
2002	Jacksonville	.258	122	481	61	124	15	1	4	34	16	2	4	47	49	45	16	4
2003	Jacksonville	.282	66	266	37	75	9	4	2	15	2	1	3	21	41	16	7	4
	SAN DIEGO	.151	36	73	8	11	2	0	0	4	1	1	1	7	17	7	2	0
	Las Vegas	.390	11	41	6	16	1	2	1	9	2	1	0	1	5	0	1	1
2004	Las Vegas	.235	55	200	28	47	9	1	3	20	4	0	1	11	37	7	2	2
	Jacksonville	.328	75	293	70	96	13	7	16	43	5	5	5	20	64	9	7	2
2005	Scranton/WB	.310	126	494	93	153	25	16	18	70	5	4	5	51	74	17	9	3
	PHILADELPHIA	.294	21	17	5	5	0	0	2	8	0	2	0	0	3	0	0	0
2006	PHILADELPHIA	.287	153	415	70	119	19	8	6	46	8	1	14	24	54	4	3	0
2007	Reading	.333	2	6	0	2	0	0	0	1	0	0	0	0	0	1	0	0
	PHILADELPHIA	.281	131	456	78	128	23	3	12	46	5	2	10	37	62	37	4	3
	Lakewood	.200	1	5	1	1	0	0	0	0	0	0	0	0	1	0	0	0
2008	Clearwater	.400	2	5	1	2	0	0	0	1	0	0	0	2	1	0	1	0
	PHILADELPHIA	.293	146	570	102	167	30	8	14	58	5	0	7	45	69	36	11	2
	Reading	.333	1	3	0	1	0	0	0	0	0	0	0	0	0	0	0	0
	Lehigh Valley	.375	2	8	0	3	0	0	0	0	0	0	0	0	0	0	0	0
2009	PHILADELPHIA	.292	156	620	102	181	39	13	10	62	4	4	6	60	71	25	8	1
2010	Lehigh Valley	.667	2	6	1	4	0	1	1	3	0	0	0	0	0	0	0	0
	PHILADELPHIA	.259	147	587	84	152	26	10	18	69	0	1	7	53	79	34	6	2
2011	Lakewood	.167	2	6	1	1	0	0	0	2	0	0	0	1	2	0	0	0
	PHILADELPHIA	.279	132	519	95	145	27	16	17	61	6	0	6	55	63	19	3	0
	Reading	.333	4	15	2	5	1	0	1	3	0	1	1	1	2	1	2	0
2012	PHILADELPHIA	.261	101	387	46	101	17	5	9	40	5	2	2	35	49	24	4	1
	LA DODGERS	.245	53	208	26	51	12	2	15	4	1	4	18	31	15	2	1	
2013	BOSTON	.294	122	477	82	140	26	2	15	61	10	2	18	25	75	21	3	3
	Pawtucket	.500	1	4	1	2	0	0	1	1	0	0	0	0	1	0	0	0
2014	Pawtucket	.138	9	29	3	4	1	0	0	0	0	0	0	0	6	0	0	2
	Lowell	.000	4	9	0	0	0	0	0	0	0	0	0	2	2	0	0	1
	BOSTON	.268	30	123	14	33	6	1	2	12	1	2	1	6	21	2	0	0
Major League Totals		.277	1228	4452	712	1233	227	68	107	482	49	18	76	365	594	224	46	13
Minor League Totals		.282	715	2773	463	781	109	49	55	279	65	20	27	236	422	184	72	38
Red Sox Totals		.288	152	600	96	173	32	3	17	73	11	4	19	31	96	23	3	3

Shane Victorino

- 1999 Signed by the Los Angeles Dodgers as a sixth-round selection in the June Draft
- 2002 Selected by the San Diego Padres in the Rule 5 Draft on 12/16
- 2003 Returned to the Los Angeles Dodgers on 5/29
- 2004 Selected by the Philadelphia Phillies in the Rule 5 Draft on 12/13
- 2007 On disabled list with a right calf strain, 7/31-8/21
- 2008 On disabled list with a right calf strain, 4/13-4/28
- 2010 On disabled list with a left abdominal strain, 7/28-8/11
- 2011 On disabled list with a right hamstring strain, 5/19-6/2
- 2011 On disabled list with a sprained right thumb, 7/4-7/18
- 2012 Acquired by the Los Angeles Dodgers in exchange for RHP Josh Lindblom, RHP Ethan Martin, and a player to be named later (INF Stefan Jarrin) on 7/31
- 2012 Signed by the Boston Red Sox as a free agent on 12/13
- 2013 On disabled list with a left hamstring strain, 5/21-6/7
- 2014 On disabled list with a right hamstring strain, 3/30-4/23
- 2014 On disabled list with a right hamstring strain, 5/24-7/18
- 2014 On disabled list with a lower back strain, 7/31 through remainder of season

Additional Batting Statistics

YEAR	CLUB	OBP	SLG	OPS	TB	GDP
2003	SAN DIEGO	.232	.178	.410	13	5
2005	PHILADELPHIA	.263	.647	.910	11	0
2006	PHILADELPHIA	.346	.414	.760	172	5
2007	PHILADELPHIA	.347	.423	.770	193	10
2008	PHILADELPHIA	.352	.447	.799	255	8
2009	PHILADELPHIA	.358	.445	.803	276	5
2010	PHILADELPHIA	.327	.429	.756	252	6
2011	PHILADELPHIA	.355	.491	.847	255	4
2012	PHILADELPHIA	.324	.401	.724	155	4
	LA DODGERS	.316	.351	.667	73	1
2013	BOSTON	.351	.451	.802	215	5
2014	BOSTON	.303	.382	.685	47	3
Major League Totals		.341	.431	.771	1917	56

Shane Victorino, Continued

Division Series Record

YEAR	CLUB	AVG.	G	AB	R	H	2B	3B	HR	RBI	SH	SF	HB	BB	SO	SB	CS	E	
2007	PHI vs. COL	.222	3	9	2	2	0	0	1	1	0	0	0	0	1	1	0	0	
2008	PHI vs. MIL	.357	4	14	2	5	3	0	1	5	0	0	0	3	0	3	0	0	
2009	PHI vs. COL	.353	4	17	4	6	1	0	1	1	1	0	0	1	1	1	0	0	
2010	PHI vs. CIN	.231	3	13	2	3	1	0	0	3	0	0	0	1	0	1	0	0	
2011	PHI vs. STL	.316	5	19	2	6	1	0	0	2	0	0	0	0	0	0	0	1	
2013	BOS vs. TB	.429	4	14	2	6	0	0	0	3	1	0	4	0	3	1	0	0	
Division Series Totals			.326	23	86	14	28	6	0	3	15	2	0	4	5	5	7	0	1

League Championship Series Record

YEAR	CLUB	AVG.	G	AB	R	H	2B	3B	HR	RBI	SH	SF	HB	BB	SO	SB	CS	E	
2008	PHI vs. LAD	.222	5	18	2	4	0	1	1	6	1	0	0	2	1	0	0	0	
2009	PHI vs. LAD	.368	5	19	4	7	1	1	2	6	0	0	2	2	2	1	1	0	
2010	PHI vs. SF	.208	6	24	3	5	1	0	0	2	1	0	1	2	6	1	0	0	
2013	BOS vs. DET	.125	6	24	2	3	1	0	1	5	0	0	2	0	9	1	0	1	
LCS Totals			.224	22	85	11	19	3	2	4	19	2	0	5	6	18	3	1	1

World Series Record

YEAR	CLUB	AVG.	G	AB	R	H	2B	3B	HR	RBI	SH	SF	HB	BB	SO	SB	CS	E	
2008	PHI vs. TB	.250	5	20	1	5	0	0	0	2	0	0	0	1	3	0	0	0	
2009	PHI vs. NYY	.182	6	22	3	4	1	0	0	2	0	1	1	3	1	0	0	0	
2013	BOS vs. STL	.154	4	13	2	2	1	0	0	4	0	0	1	2	6	0	0	0	
World Series Totals			.200	15	55	6	11	2	0	8	0	1	2	6	2	6	0	0	0

All-Star Game Record

YEAR	CLUB	AVG.	G	AB	R	H	2B	3B	HR	RBI	SH	SF	HB	BB	SO	SB	CS	E	
2009	NL at STL	.500	1	2	1	1	0	0	0	0	0	0	0	0	1	0	0	0	
2011	NL at ARI																		
										Selected—Did Not Play									
All-Star Game Totals			.500	1	2	1	1	0	0	0	0	0	0	0	0	1	0	0	0

World Baseball Classic Record

YEAR	CLUB	AVG.	G	AB	R	H	2B	3B	HR	RBI	SH	SF	HB	BB	SO	SB	CS	E
2009	USA	.316	8	19	3	6	0	0	0	1	0	0	0	1	0	0	0	0
2013	USA	.091	4	11	0	1	0	0	0	1	0	0	0	0	5	0	0	0
WBC Totals			.233	12	30	3	7	0	0	2	0	0	0	0	1	5	0	0

Career Fielding Record

YEAR	CLUB	POS	PCT.	G	GS	PO	A	E	TC	DP	
2003	SAN DIEGO	OF	1.000	32	17	42	3	0	45	0	
2005	PHILADELPHIA	OF	-	12	0	0	0	0	0	0	
2006	PHILADELPHIA	OF	1.000	122	80	221	11	0	232	3	
2007	PHILADELPHIA	OF	.988	117	101	232	10	3	245	4	
2008	PHILADELPHIA	OF	.994	143	138	328	7	2	337	2	
2009	PHILADELPHIA	OF	.997	149	149	336	8	1	345	1	
2010	PHILADELPHIA	OF	.995	143	142	360	11	2	373	4	
2011	PHILADELPHIA	OF	1.000	130	128	296	0	0	296	0	
2012	PHILADELPHIA	OF	.996	101	99	232	7	1	240	3	
	LA DODGERS	OF	.991	53	52	110	2	1	113	1	
2013	BOSTON	OF	.990	122	117	296	10	3	309	3	
2014	BOSTON	OF	1.000	30	30	56	1	0	57	0	
Career Totals			OF	.995	1154	1054	2509	70	13	2592	21

Career Single-Game Highs

HITS	5, 2 times, last 7/17/07 for PHI at LAD
DOUBLES	3, 9/11/09 for PHI vs. NYM
HOME RUNS	2, 2 times, last 8/27/13 vs. BAL
RBI	7, 8/27/13 vs. BAL
RUNS SCORED	5, 7/6/09 for PHI vs. CIN
WALKS	3, 3 times, last 8/24/10 for PHI vs. HOU
STRIKEOUTS	3, 13 times, last 5/9/14 at TEX
STOLEN BASES	2, 24 times, last 7/21/13 vs. NYY
HITTING STREAK	16, 4/19/09-5/7/09
EJECTIONS (5)	8/9/2009 vs. FLA (HP E. Rapuano) 9/20/2009 at ATL (2B C. Fairchild) 9/19/10 vs. WSH (3B A. Hernandez) 8/5/11 vs. SF (HP M. Mutschlinski) 8/7/13 at HOU (3B, B. Knight)

Home Run Notes

MULTI-HOME RUN GAMES (2)	
2-HOME RUN GAMES (2)	7/12/08 for PHI vs. ARI 8/27/13 vs. BAL
LEADOFF HOME RUNS (1)	9/24/10 for PHI vs. NYM off R.A. Dickey
GRAND SLAMS (2)	4/24/09 for PHI at FLA off Matt Lindstrom 5/2/10 for PHI vs. NYM off Johan Santana
PINCH-HIT HOME RUNS (3)	9/22/05 for PHI at ATL off Tim Hudson 9/28/05 for PHI vs. NYM off Tim Hamulack 9/26/07 for PHI vs. ATL off Tim Hudson
EXTRA-INNING HOME RUNS (1)	8/1/11 for PHI at COL off Rex Brothers (10th)
GAME-ENDING HOME RUNS (1)	6/3/07 for PHI vs. SF off Kevin Correia
INSIDE-THE-PARK HOME RUNS (1)	4/24/11 for PHI at SD off Wade LeBlanc

30 JEMILE WEEKS

INF/OF



Full Name: Jemile Nykiwa Weeks
Bats: Switch **Throws:** Right **Height:** 5-9 **Weight:** 170
Opening Day Age: 28
Born: January 26, 1987 in Orlando, FL
Resides: Orlando, FL
Major League Service: 2 years, 11 days
Acquired: From Baltimore with INF Ivan De Jesus Jr. in exchange for INF/OF Kelly Johnson and 3B Michael Almanzar on August 30, 2014
Signed By: Trevor Schaffer (Athletics)
Contract Status: Signed through 2015

Non-Roster Invitee

Career Highlights

🔥 Collected 126 hits in his first 100 ML games, 2nd-most in OAK history through 100 games since 1916 (Wally Moses, 134 with Philadelphia A's in 1935-36).

🔥 Recorded 16 3B in his first 2 ML seasons (2011-12), 2nd-most in the AL in that span (Austin Jackson-21).

🔥 Hit .303 (123-for-406) in 97 games as a rookie in 2011, leading all ML rookies in AVG and 3B (8)...Was named co-winner of the AL Rookie of the Month Award in June of 2011.

🔥 Played in the 2009 All-Star Futures Game in 2009 and was named to the Arizona Fall League Top Prospects Team that year...Had a 22-game hitting streak for High-A Stockton in 2009.

🔥 Was named the A's 9th-best prospect by *Baseball America* following the 2008 season, the 7th-best after 2009, and 5th-best after 2010.

2014: Hit .297 (11-for-37) with 3 2B, 1 3B, 3 RBI, and 2 SB in 17 ML games between BAL (3 G) and BOS (14 G).

🔥 Played 7 games (6 GS) combined at 2B between BAL and BOS...Also made 3 appearances (2 GS) at SS for BOS, his 1st ML experience at the position.

🔥 Spent the majority of the season with BAL's Triple-A Norfolk affiliate before being acquired by BOS on 8/30 with minor league INF Ivan De Jesus Jr. in exchange for INF/OF Kelly Johnson and minor league 3B Michael Almanzar.

🔥 Added to the BOS active ML roster on 8/31...Hit safely in 6 of 10 games with an AB for the club (.308, 8-for-26, 3 2B, 3 RBI, 4 BB, 2 SB).

🔥 Had a team-best .406 OBP from his Sox debut on 9/1 through the end of the season (min. 30 PA).

🔥 Made Red Sox debut as a pinch-runner on 9/1 in the 10th inning at TB and was picked off 1B.

🔥 Made 1st start for the club on 9/3 at NYY...Played 2B, went 1-for-2 with 1 SB, and scored the club's only run of the game.

🔥 Combined to hit .303 (71-for-234) in the Orioles' minor league system between stops in Norfolk, Short-A Aberdeen, and a rehab stint with the GCL Orioles.

🔥 Appeared in 63 total games with Norfolk, splitting time between 2B (30 G), SS (17 G), LF (6 G), and CF (1 G).

🔥 Began the season in Norfolk, appearing in 17 games for the Tides before being recalled on 4/26 by BAL...Optioned back to Norfolk on 5/7 after 3 ML games.

🔥 Optioned to Aberdeen on 6/27 after playing in 22 contests for the Tides from 5/10-6/24...Made 3 appearances for the IronBirds and was promoted back to Norfolk on 7/2.

🔥 Placed on the DL on 7/24 while with Norfolk...Played 5 games on rehab with the GCL Orioles from 8/16-21 before being activated on 8/22.

🔥 Made 8 appearances for the Tides from 8/23-30 before being acquired by the Red Sox on 8/30.

🔥 Following the season, played in 2 games for Mayaguez of the Puerto Rican Winter League.

2013: Spent the season at Triple-A Sacramento before being called up to OAK when rosters expanded on 9/1.

🔥 Went 1-for-9 (.111) and scored 3 runs in 8 games with the A's...Batted .271 with 4 HR and 40 RBI in 130 games with Sacramento.

🔥 After appearing exclusively at 2B over his first 5 pro seasons, played in 45 games at 2B, 25 in CF and 23 at SS.

🔥 Had minor league career highs in games, AB (520), runs (96), hits (141), 2B (19), 3B (10), BB (80), and SB (17).

🔥 Ranked among Pacific Coast League leaders in BB (2nd), runs (2nd), 3B (T-3rd), AB (4th), and hits (8th).

🔥 Led the A's farm system in runs, T-2nd in 3B, and ranked 4th in hits, 5th in BB, and 7th in OBP (.376).

🔥 Led Sacramento in games, at-bats, runs, and 3B and tied for the team lead in steals.

Jimmie Weeks, Continued

- 👉 Began the season by hitting safely in each of his first 9 games (.359; 14-for-39).
- 👉 Reached base safely in 26 consecutive home games from 5/19-7/24, the 3rd-longest streak in the PCL.
- 👉 Had a season-high 4 hits on 6/7 at Tucson.

2012: Spent the majority of the season with the A's (118 games), but played 10 games for the Triple-A Sacramento River Cats.

- 👉 Started 111 of the A's first 121 games at 2B, hitting .220 with 2 HR and 20 RBI in 113 games overall when he was optioned to Sacramento on 8/21.
- 👉 Swiped 16 bases, becoming the 5th player in Oakland history to steal at least 10 bases in each of his first 2 seasons...Was the 1st Athletic to accomplish the feat since Jason McDonald in 1997.
- 👉 Was 1 of just 2 players on the A's roster to start 100 or more games at 1 position (Reddick, 131 in RF).
- 👉 Played in the 100th game of his career on 4/6 vs. SEA, collecting 126 hits over that span, 2nd-most in club history through 100 games since 1916 (Wally Moses, 134 with Philadelphia A's in 1935-36).
- 👉 Went 0-for-4 on 4/16 at LAA, snapping a 20-game road hitting streak that began on 8/24/11...Hit .349 (30-for-86) during the streak, which tied for 2nd-longest in OAK history.
- 👉 Went 0-for-7 on 7/30 vs. TB but hit a walk-off sacrifice fly in the bottom of the 15th inning of the A's 4-3 win, his 1st career game-ending RBI...Became the second player in Oakland history to go hitless in at least seven at-bats but still drive in a run (Matt Holliday, 5/3/09 at SEA).
- 👉 Went 15-for-45 (.333) with 4 2B, 10 RBI, 6 BB, a .412 OBP, and 6 multi-hit games in 10 regular season contests with the River Cats...Also went 3-for-21 (.143) with 1 HR, 1 RBI and 3 BB in 5 postseason games...Was recalled by the A's on 9/10 after Sacramento was eliminated and went 2-for-7 (.286) in 5 games, including 1 start at 2B.

2011: Appeared in 97 games for Oakland after being selected to the club's ML roster on 6/7 from Triple-A Sacramento...Hit .303, the best AVG among AL rookies with at least 350 PA, and his .340 OBP was 3rd highest in the league among rookies.

- 👉 Started 96 of the A's final 101 games at 2B...Batted .303 with 26 2B, 8 3B, 2 HR, 36 RBI, and 22 SB in 97 games.
- 👉 Had the best AVG among A's regulars, and 2nd-best in Oakland history by a rookie to only Mitchell Page, who hit .307 in 1977 (min. 350 PA).
- 👉 Had the 2nd-most 3B by a rookie in Oakland history...Was 2 3B shy of tying Luis Polonia for the club rookie record (10 in 1987)...Had the most steals by an A's rookie since Polonia (29).
- 👉 Led ML rookies in 3B, and ranked among AL rookie leaders in SB (2nd), hits (3rd, 123), 2B (3rd), multi-hit games (3rd, 35), total bases (4th, 171), runs scored (5th, 50), XBH (5th, 36), and RBI (8th).
- 👉 His 8 3B were tied for 4th in the AL, and matched the 6th-best single-season total in A's history...They were the most by an Athletic with fewer than 100 games played since Bob Dillinger had 9 in 84 games with the 1950 Philadelphia A's.
- 👉 His 123 hits and 26 2B were the most by an Athletic with fewer than 100 games since Doc Cramer had 129 hits and 27 2B in 92 games for the 1932 Philadelphia A's.
- 👉 Hit .395 with RISP, which was the best among ML batters with at least 75 PA with RISP.
- 👉 Batted .370 during the day, which was the 2nd-highest day batting average in Oakland history among players with 150 or more day PA (Danny Cramer, .373 in 1968).
- 👉 Started 84 of the A's final 91 games in the leadoff spot and hit .299 in 85 starts overall batting first...Ranked 3rd among AL leadoff hitters in AVG.
- 👉 Selected from Sacramento on 6/7 and made his ML debut at Baltimore that day, batting leadoff (0-for-4).
- 👉 Recorded his 1st ML hit on 6/8 at BAL when he doubled off Zach Britton in the 3rd inning...Added his 1st career 3B in the 8th inning...Stole his 1st base on 6/15 at KC.
- 👉 Named co-winner of the AL Rookie of the Month Award for June...Shared the honor with Ben Revere (MIN) after batting .309 with 7 2B, 3 3B and 6 SB in 21 games.
- 👉 Had a career-high 11-game hitting streak from 8/24-9/3...Went 17-for-46 (.370) with 11 runs, 5 2B and 7 SB during the streak, which was tied for 4th longest by an AL rookie in 2011.
- 👉 Stole 3 bases in the 1st game of a doubleheader on 8/27 at BOS to tie the Oakland single-game record for steals by a rookie.
- 👉 Had 4 straight multi-hit games from 9/6-10 (.579, 11-for-19), including his 1st career 4-hit game 9/7 vs. KC, which gave him 102 hits over the first 80 games of his career...No one in Oakland history had reached 100 career hits in fewer games.
- 👉 Hit his 1st ML home run 9/22 vs. TEX, a solo shot off Colby Lewis...It snapped a career-opening 90-game homerless streak, which was 2nd longest in Oakland history to Mike Bordick (132 games).
- 👉 Finished September with a .323 AVG, his best single-month mark of the season.
- 👉 Batted .321 with a .417 OBP, 3 HR and 22 RBI in 45 games with the Sacramento River Cats...Reached base safely via hit or walk in each of his first 26 games, batting .327 with a .427 OBP...Had a 9-game hitting streak, 5/21-31 (.366, 15-for-41), his longest with the River Cats.

2010: Spent most of the season with Double-A Midland, but missed 2 months while on the DL with a strained left hip.

Jemile Weeks, Continued

- 🔥 Batted .267 with 14 2B, 7 3B, 3 HR, and 33 RBI in 67 games with Midland.
 - 🔥 Tied for 3rd in the A's farm system in 3B (8).
 - 🔥 Reached base safely in each of his first 28 road games, which was the longest such streak in the Texas League... Hit .298 with a .381 OBP during the streak.
 - 🔥 Was placed on the DL on 5/7 (strained left hip)...Was out of action until 7/7 when he began a rehab stint with the A's affiliate in the Arizona Rookie League, hitting .306 in 10 games...Reinstated from the DL 7/21 and returned to Midland.
 - 🔥 Appeared exclusively at 2B defensively.
 - 🔥 Was named the Oakland's 5th best prospect by *Baseball America* following the season.
 - 🔥 Was 1-for-13 (.077) in three postseason games for the RockHounds.
- 2009: Combined to hit .278 with 9 HR and 44 RBI in 80 games with Single-A Stockton and Double-A Midland after spending the first 2 months of the season on the DL (strained left hip).**
- 🔥 Was batting .299 with a .385 OBP in 50 games with Stockton before being promoted to Midland on 8/3.
 - 🔥 Was reinstated from DL on 5/27 and hit safely in each of his first 22 games (.400, 36-for-90), with 7 HR and 23 RBI, including a grand slam on 6/12 at Visalia.
 - 🔥 Played for the United States in the All-Star Futures Game on 7/13 at St. Louis and went 0-for-2.
 - 🔥 Collected a season-high 5 hits July 20 at Lancaster.
 - 🔥 Hit .290 with 2 HR and 8 RBI in 8 postseason games to help Midland to the Texas League Championship.
 - 🔥 Played for Phoenix in the Arizona Fall League and hit .241 with 6 2B, 4 3B, 1 HR, and 11 RBI in 21 games.
 - 🔥 Played in the AFL Rising Stars Game and was named to the AFL Top Prospects Team as the second baseman...Also named AFL Player of the Week on 11/1.
 - 🔥 Named as the A's 7th-best prospect by *Baseball America* following the season.
- 2008: Assigned to Single-A Kane County after signing on 7/8.**
- 🔥 Batted .297 with a .422 OBP, 1 HR and 8 RBI in 19 games with the Cougars.
 - 🔥 Hit his first professional HR 7/24 at Fort Wayne.
 - 🔥 Placed on the DL on 8/14 with a strained left hip and missed the remainder of the season.
 - 🔥 Was named the A's 9th-best prospect by *Baseball America* following the season.

Personal

- 🔥 Graduated from Lake Brantley (FL) High School in 2005...Was a First Team All-State selection as a senior.
- 🔥 Attended the University of Miami where he was a First Team All-America selection by Collegiate Baseball and First Team All-ACC in 2008...Was a Louisville Slugger Freshman All-America selection in 2006.
- 🔥 His brother, Rickie, plays for the Seattle Mariners.

In the Community

Participated in Oakland A's FanFest in January 2012 and Baltimore Orioles FanFest in February 2014...Is involved in the Orlando Monarchs baseball program, a 501(c)(3) non-profit organization that enriches young children's lives through the game of baseball...Created by his dad, Rickie Weeks, Sr., the Orlando Monarchs provide opportunities for kids wishing to pursue the game of baseball...The program runs a team in the Florida Collegiate Summer League that attracts players from historically black colleges and universities (HBCUs)...The organization also created Jackie Robinson Youth Baseball Camps that helps inner city kids ages 7-19 year-round in exposing them to the game of baseball with quality instruction and the teaching of educational and life skills...More information can be found at orlandomonarchsbaseball.com.

Jemile Weeks, Continued

Jemile Weeks' Career Record

YEAR	CLUB	AVG.	G	AB	R	H	2B	3B	HR	RBI	SH	SF	HB	BB	SO	SB	CS	E
2008	Kane County	.297	19	74	11	22	3	1	1	8	0	0	3	13	12	6	2	8
2009	Stockton	.299	50	201	29	60	9	2	7	31	1	1	3	26	40	5	1	3
	Midland	.238	30	105	10	25	5	0	2	13	4	3	1	10	16	4	0	3
2010	AZL Athletics	.306	10	36	9	11	2	1	0	1	0	0	1	7	4	5	1	1
	Midland	.267	67	273	43	73	14	7	3	33	2	6	3	28	37	11	6	9
2011	Sacramento	.321	45	184	30	59	6	4	3	22	1	1	2	29	32	10	4	7
	OAKLAND	.303	97	406	50	123	26	8	2	36	2	4	4	21	62	22	11	13
2012	Sacramento	.333	10	45	5	15	4	0	0	10	0	0	0	6	8	1	0	3
	OAKLAND	.221	118	444	54	98	15	8	2	20	9	3	5	50	70	16	5	11
2013	Sacramento	.271	130	520	96	141	19	10	4	40	5	1	8	80	99	17	2	12
	OAKLAND	.111	8	9	3	1	0	0	0	0	0	0	0	0	5	0	0	0
2014	Norfolk	.280	63	207	29	58	12	4	1	19	7	3	3	37	30	8	4	11
	BALTIMORE	.273	3	11	2	3	0	1	0	0	0	2	0	0	0	0	0	0
	Aberdeen	.364	3	11	1	4	1	0	0	0	0	0	0	2	1	1	0	0
	GCL Orioles	.563	5	16	5	9	3	1	0	3	0	0	0	3	3	1	0	1
	BOSTON	.308	14	26	6	8	3	0	0	3	0	1	1	4	2	2	0	0
	Major League Totals	.260	240	896	115	233	44	17	4	59	13	8	10	75	139	40	16	24
Minor League Totals	.285	432	1672	268	477	78	30	21	180	20	15	24	241	282	69	20	58	
Red Sox Totals	.308	14	26	6	8	3	0	0	3	0	1	1	4	2	2	0	0	

2005 Drafted by the Milwaukee Brewers as an eighth-round selection in the June Draft (did not sign)

2008 Signed by the Oakland Athletics as a first-round selection in the June Draft

2013 Acquired by the Baltimore Orioles with C David Freitas in exchange for RHP Jim Johnson on 12/2

2014 Acquired by the Boston Red Sox with INF Ivan De Jesus in exchange for 3B Michael Almanzar and INF/OF Kelly Johnson on 8/30

Additional Batting Statistics

YEAR	CLUB	OBP	SLG	OPS	TB	GDP
2011	OAKLAND	.340	.421	.761	171	3
2012	OAKLAND	.305	.304	.609	135	5
2013	OAKLAND	.111	.111	.222	1	0
2014	BALTIMORE	.273	.455	.727	5	1
2014	BOSTON	.406	.423	.829	11	0
Major League Totals	.322	.360	.682	323	9	

Career Fielding Record

YEAR	CLUB	POS	PCT.	G	GS	PO	A	E	TC	DP
2011	OAKLAND	2B	.969	96	96	148	261	13	422	49
2012	OAKLAND	2B	.977	113	112	181	293	11	485	63
2013	OAKLAND	2B	1.000	4	1	5	6	0	11	1
	OF	1.000	2	0	2	0	0	2	0	
2014	BALTIMORE	2B	1.000	1	1	0	1	0	1	0
2014	BOSTON	2B	1.000	6	5	7	14	0	21	1
		SS	1.000	3	2	3	8	0	11	2
		Career Totals	2B	.974	220	215	341	575	24	940
SS	1.000	3	2	3	8	0	11	2		
OF	1.000	2	0	2	0	0	2	0		

Career Single-Game Highs

HITS	4, 9/7/11 vs. KC
DOUBLES	2, 3 times, last 9/12/14 at KC
HOME RUNS	1, 4 times, last 4/13/12 vs. SEA
RBI	3, 2 times, last 7/27/11 vs. TB
RUNS SCORED	3, 6 times, last 7/15/12 vs. MIN
WALKS	3, 6/19/12 vs. LAD
STRIKEOUTS	3, 3 times, last 9/29/13 at SEA
STOLEN BASES	3, 8/27/11 vs. BOS
HITTING STREAK	11, 8/24/11-9/3/11
EJECTIONS	None

Home Run Notes

MULTI-HOME RUN GAMES (0)
LEADOFF HOME RUNS (1)
9/23/11 at LAA off Jered Weaver
GRAND SLAMS (0)
PINCH-HIT HOME RUNS (0)
EXTRA-INNING HOME RUNS (0)
GAME-ENDING HOME RUNS (0)
INSIDE-THE-PARK HOME RUNS (0)

67 BRANDON WORKMAN

RHP



Full Name: Brandon Carlin Workman
Bats: Right **Throws:** Right **Height:** 6-5 **Weight:** 235
Opening Day Age: 26 (Turns 27 on August 13)
Born: August 13, 1988 in Arlington, TX
Resides: Austin, TX
Major League Service: 1 year, 18 days
Acquired: Selected in the second round of the 2010 June Draft
Signed By: Jim Robinson (Red Sox)
Contract Status: Signed through 2015

Career Highlights

- 🔴 Entering his 5th season in professional baseball, all in the Red Sox organization...Was the club's 2nd-round selection (57th overall) in the 2010 June Draft.
- 🔴 Has appeared in a total of 39 games for the Red Sox over the last 2 seasons, working as both a starter (18 starts) and a reliever (21 games).
- 🔴 Made his ML debut with BOS in 2013, his 3rd year as a professional...Appeared primarily as a reliever, pitching in 20 regular season games, including 3 starts, over his 2 ML stints with BOS.
- 🔴 Earned 6 wins in 20 appearances for BOS in 2013...Finished T-5th among all AL rookie pitchers in wins.
- 🔴 Took a no-hitter into the 7th inning of his 1st ML start (2nd ML appearance) on 7/14/13 at OAK (ND)...Bid was broken up by Josh Donaldson's 2-run HR in the 7th inning.
- 🔴 Was on the Red Sox rosters for the ALDS, ALCS, and World Series in the 2013 postseason...Appeared in 7 games total, going 0-1 with a 0.00 ERA (1 R, 0 ER, 8.2 IP).
- 🔴 Entered the 2014 season as BOS' No. 8 prospect according to *Baseball America*...Following the 2012 season, was rated as having the best curveball and best control in the Red Sox system.
- 🔴 Named Red Sox Minor League Pitcher of the Year in 2012 after combining to go 10-8 with a 3.50 ERA (54 ER/138.2 IP) and 130 SO in 25 starts between High-A Salem and Double-A Portland...Finished tied for 2nd among all Red Sox minor leaguers in SO, and was 4th in wins.
- 🔴 Attended the University of Texas...Led the Big 12 Conference as a junior in 2010 in wins (12), was 4th in innings (104.2), 5th in SO (101), and 9th in both ERA (3.35), and opponent AVG (.247)...Pitched in the 2009 College World Series against LSU.

2014: Spent the majority of the season with the Red Sox, making 19 appearances (15 starts) over 4 ML stints...Also made 11 starts for Triple-A Pawtucket.

- 🔴 Made his 1st career Opening Day roster and pitched 3 times out of the bullpen (1.42 ERA, 1 ER/6.1 IP) before being optioned to the PawSox.
- 🔴 Rejoined the Red Sox on 5/25 and moved into the rotation, starting that day at TB...Posted a 3.21 ERA (10 ER/28.0 IP) in his first 5 starts through 6/15.
- 🔴 Ejected for the 1st time in his career on 5/30 vs. TB for throwing behind Evan Longoria after warnings were issued...Was suspended by MLB for 6 games.
- 🔴 Earned the win in a 1-0 victory on 6/10 at BAL, limiting the Orioles to 1 hit over 6.2 scoreless innings.
- 🔴 Held opponents to 3 runs or less and pitched at least 5.0 innings in the first 8 starts of his career through 6/15... It marked the 2nd-longest such streak to begin a Red Sox career behind Boo Ferriss, who did it in 9 consecutive starts to begin his career in 1945.
- 🔴 Ended the season on a 10-game losing streak that began on 6/27 and spanned 10 starts and 1 relief outing, including 3 shutout losses...Dropped 8 straight appearances (7 starts) from 6/27-8/23.
- 🔴 The Red Sox scored only 18 runs while he was in the game over the 10-game streak.
- 🔴 Left with a lead in his last 2 no-decisions, 6/15 vs. CLE (was ahead 2-1) and 9/4 at NYY (was ahead 4-3).
- 🔴 Went 7-1 with a 4.11 ERA (28 ER/61.1 IP) for Pawtucket, earning the win in each of his last 6 Triple-A starts beginning on 5/12.

2013: Split the 1st half of his season between Double-A Portland and Triple-A Pawtucket before being added to the Red Sox ML roster in July...Appeared in 20 games, including 3 starts, with BOS.

- 🔴 Finished with 6 wins, T-5th most among all AL rookie pitchers...His 5 relief wins were the 3rd-most among all AL rookie relievers (T-5th in MLB).
- 🔴 Averaged 10.15 SO/9.0 IP (47 SO/41.2 IP) with the Sox, the 4th best rate among AL rookie hurlers who threw at least 20.0 innings.
- 🔴 Pitched more than 1.0 inning in 8 of his 17 relief appearances for BOS, and 2.0 or more innings 4 times.

Brandon Workman, Continued

👉 Selected to the active ML roster by BOS on 7/9...Made ML debut in relief on the next day, 7/10 at SEA (ND, 2.0 IP, 4 H, 3 ER, 4 SO).

👉 Made next 3 appearances out of the Red Sox rotation from 7/14-30, and went 1-1 with a 2.45 ERA (5 ER/18.1 IP)...Pitched at least 6.0 innings and allowed 2 runs or fewer in each outing to become the 1st Red Sox pitcher to do so in his 1st 3 ML starts since 1976 (Rick Jones).

👉 Optioned to Pawtucket on 7/31...Recalled for 2nd ML stint on 8/6 and spent remainder of the year with BOS.

👉 Between Double-A and Triple-A, combined to hold opponents to a .140 AVG (13-for-93) with RISP.

👉 Recorded a season-high 9 SO on 4 separate occasions in the minors: 4/5 vs. Trenton, 4/17 at Binghamton, 5/27 at Binghamton with Portland, and 6/15 vs. Buffalo while with Pawtucket.

👉 Began the year with Portland where he worked out of the starting rotation...Earned wins in each of his 1st 3 starts (3.00 ERA, 6 ER/18.0 IP), and went 5-0 with a 2.80 ERA (11 ER/35.1 IP) over his 1st 6 games (5 starts).

👉 Pitched at least 5.0 innings in all 11 of his games for the Sea Dogs, including 5.0 innings in relief on 4/23 vs. Binghamton...Allowed 3 ER or fewer in 9 of his 11 appearances (10 starts).

👉 Promoted to Pawtucket in early June where he made 6 starts for the PawSox.

👉 Earned the win in his Triple-A debut, 6/9 at Syracuse (5.2 IP, 8 H, 3 ER, 3 BB , 4 SO).

👉 Threw 7.0 scoreless innings for the win on 6/20 vs. Columbus.

POSTSEASON: Made his postseason debut with BOS...Appeared in 7 total games for BOS in the ALDS, ALCS, and World Series, going 0-1, with a 0.00 ERA (1 R, 0 ER, 8.2 IP)...Worked more than 1.0 inning in 3 of his 7 appearances...Got his 1st postseason experience in ALDS Game 3 at TB on 10/7 (0.2 IP, H)...Threw 1.0 scoreless inning and stranded 1 inherited runner in ALCS Game 2 vs. DET on 10/13...Hurled 1.2 scoreless innings of relief in ALCS Game 6 vs. DET on 10/19...Ended a DET scoring threat in the 6th by stranding 2 inherited runners after beginning the inning with 2 men on and no outs with the Sox trailing, 2-1...Appeared in 3 World Series games...Was charged with the loss in Game 3 at STL on 10/26...Struck out in his 1st career postseason at-bat also in Game 3 at STL...Retired the side in order in a scoreless 8th inning in World Series Game 6 vs. STL on 10/30.

2012: Named the Red Sox Minor League Pitcher of the Year after going 10-8 with a 3.50 ERA (54 ER/138.2 IP) and 130 strikeouts in 25 starts between High-A Salem and Double A-Portland.

👉 Ranked among organizational minor league leaders in SO (T-2nd) and wins (4th).

👉 Placed among Carolina League qualifiers in ERA (4th, 3.40), WHIP (2nd, 1.09), opponent AVG (2nd, .244), SO/9.0 innings (2nd, 8.47), BB/9.0 innings (2nd, 1.58) and fewest base runners per 9.0 innings (1st, 9.90).

👉 Named Pitcher of the Week in the CL for 4/23-29 after tossing a 6.0-inning, 3-hit shutout in a start on 4/27.

👉 Went 3-1 with a 1.20 ERA (4 ER/30.0 IP) over 5 starts from 5/31-6/24, the 2nd-lowest ERA in the CL in that span.

👉 Recorded a season-high 10 SO on 7/16 at Frederick.

👉 Was promoted to Portland on 8/8 and won each of his 1st 3 starts with the Sea Dogs, allowing just 3 runs over 18.0 innings (1.50 ERA) with 15 SO.

👉 Following the season, rated by *Baseball America* as having the best curveball and best control in the Red Sox system.

2011: Made professional debut with Single-A Greenville.

👉 Ranked 2nd on the Drive and 13th among South Atlantic League qualifiers with a 3.71 ERA (54 ER/131.0 IP).

👉 Also placed among club leaders in starts (2nd, 26), IP (3rd, 131.0), and SO (2nd, 115).

👉 Went 1-0 with a 2.67 ERA (9 ER/30.1 IP) and 27 SO in 6 starts in May.

👉 Earned 1st career win on 5/29 vs. Asheville.

👉 Landed on the DL on 6/20 and fanned a season-high 9 batters in his 1st start back on 7/2 vs. Hickory.

Personal

👉 Graduated from Bowie (TX) HS in 2007.

👉 Went 12-2 with a 3.35 ERA as a junior for the University of Texas in 2010...Led the Big 12 Conference in wins and ranked among conference leaders in innings (4th, 104.2), strikeouts (5th, 101), ERA (9th), and opponent AVG (9th, .247).

👉 Rated by *Baseball America* as the No. 8 right-hander available in the 2010 June Draft.

👉 Was selected by Philadelphia in the 3rd round of the June 2007 draft but did not sign.

In the Community

In January 2015, Brandon interacted with fans at Red Sox Winter Weekend...Over the past two seasons, has attended multiple events benefitting the Red Sox Foundation, including Casino Night, Picnic in the Park and the Welcome Home Party...Took part in fan/player photo sessions and greeted fans at the gates during September home games...In 2013, Brandon was involved in the Covidien Double Play Health and Fitness Workshop, and met with inner-city children as part of Sox Talks...Brandon met Jimmy Fund patients during their visit to Fenway Park in 2013, and participated in a player/fan photo session...Visited Mass General Hospital for Children, Shriners Hospital, the Jimmy Fund, Boston Children's Hospital and Beth Israel Deaconess Medical Center during the Red Sox Holiday Caravan.

Brandon Workman, Continued

Brandon Workman's Career Record

YEAR	CLUB	W-L	ERA	G	GS	CG	SHO	SV	IP	H	R	ER	HR	HB	BB	SO	WP	BK
2011	Greenville	6-7	3.71	26	26	0	0	0	131.0	128	67	54	10	5	33	115	6	1
2012	Portland	3-1	3.96	5	5	0	0	0	25.0	23	12	11	2	0	5	23	0	0
	Salem	7-7	3.40	20	20	0	0	0	113.2	104	47	43	10	1	20	107	6	1
2013	BOSTON	6-3	4.97	20	3	0	0	0	41.2	44	23	23	5	0	15	47	1	0
	Portland	5-1	3.43	11	10	0	0	0	65.2	51	29	25	6	1	17	74	3	0
	Pawtucket	3-1	2.80	6	6	0	0	0	35.1	39	13	11	6	2	13	34	1	0
2014	BOSTON	1-10	5.17	19	15	0	0	0	87.0	88	57	50	11	1	36	70	2	0
	Pawtucket	7-1	4.11	11	11	0	0	0	61.1	61	28	28	10	0	17	55	1	0
Major League Totals		7-13	5.11	39	18	0	0	0	128.2	132	80	73	16	1	51	117	3	0
Minor League Totals		31-18	3.58	79	78	0	0	0	432.0	406	196	172	44	9	105	408	17	2

2007 Selected by the Philadelphia Phillies in the third round of the June Draft (did not sign)

2010 Signed by the Boston Red Sox as a second-round selection (club's 4th pick, 57th overall) in the June Draft

Division Series Record

YEAR	CLUB	W-L	ERA	G	GS	CG	SHO	SV	IP	H	R	ER	HR	HB	BB	SO	WP	BK
2013	BOS vs. TB	0-0	0.00	1	0	0	0	0	0.2	1	0	0	0	0	0	0	0	0

League Championship Series Record

YEAR	CLUB	W-L	ERA	G	GS	CG	SHO	SV	IP	H	R	ER	HR	HB	BB	SO	WP	BK
2013	BOS vs. DET	0-0	0.00	3	0	0	0	0	4.2	3	0	0	0	0	2	3	0	0

World Series Record

YEAR	CLUB	W-L	ERA	G	GS	CG	SHO	SV	IP	H	R	ER	HR	HB	BB	SO	WP	BK
2013	BOS vs. STL	0-1	0.00	3	0	0	0	0	3.1	3	1	0	0	0	1	1	0	0

Career Fielding Record

YEAR	CLUB	POS	PCT.	G	GS	PO	A	E	TC	DP
2013	BOSTON	P	1.000	20	3	0	1	0	1	0
2014	BOSTON	P	.929	19	15	8	5	1	14	0
Career Totals		P	.933	39	18	8	6	1	15	0

Career Single-Game Highs

INNINGS PITCHED	7.0, 3 times, 8/18/14 vs. LAA (start) 4.2, 8/6/13 at HOU (relief)
STRIKEOUTS	9, 7/30/13 vs. SEA (start)
HITS ALLOWED	4, 3 times, last 9/11/13 at TB (relief) 10, 8/23/14 vs. SEA (start)
RUNS ALLOWED	9, 8/6/13 at HOU (relief) 7, 8/23/14 vs. SEA (start)
WALKS ALLOWED	6, 8/6/13 at HOU (relief) 4, 7/30/14 vs. TOR (start)
HOME RUNS ALLOWED	3, 8/29/13 vs. BAL (relief) 2, 3 times, 7/2/14 vs. CHC (start)
EJECTIONS (1)	2, 8/6/13 at HOU (relief) 5/30/14 vs. TB (HP, Dan Bellino)
SCORELESS INNINGS STREAK	7.0, 2 times, last 8/18-8/23/14

Brandon
Workman



65 STEVEN WRIGHT

RHP



Full Name: Steven Richard Wright
Bats: Right **Throws:** Right **Height:** 6-1 **Weight:** 215
Opening Day Age: 30 (Turns 31 on August 30)
Born: August 30, 1984 in Torrance, CA
Resides: Moreno Valley, CA
Major League Service: 133 days
Acquired: From Cleveland in exchange for 1B/OF Lars Anderson on July 31, 2012
Signed By: Don Lyle (Indians)
Contract Status: Signed through 2015

Career Highlights

- 🔥 Enters his 2nd full season in the Red Sox organization in 2015...Made his ML debut for BOS in 2013, his 1st full season in the system following his acquisition from CLE via trade on 7/31/12.
- 🔥 Began the 2014 season on the disabled list recovering from sports hernia surgery that was performed on 2/10/14.
- 🔥 Has appeared in 10 ML games for his career, all with BOS (8 relief appearances, 2 starts).
- 🔥 Threw 5.2 scoreless innings in relief on 7/11/13 at SEA to earn his 1st ML win.
- 🔥 Was the 2013 recipient of the Lou Gorman Award which is annually given to a BOS minor league player that has demonstrated dedication and perseverance in overcoming obstacles while working his way to the major league team.
- 🔥 Led the International League in shutouts (3) in 2013, and was tied for the league lead in complete games (3).
- 🔥 Made a pair of starts for the PawSox in the 2013 International League Playoffs...Went 1-0 with a 0.00 ERA (2 R/O ER/13.0 IP) in 2 outings.
- 🔥 Spent the first 5 and a half years of his pro career in the Indians system after being selected by CLE in the 2nd round of the 2006 June Draft.
- 🔥 Converted to a knuckleball pitcher to begin the 2011 season.
- 🔥 Participated in the 2013 Red Sox Rookie Development Program.

2014: Began the year on the disabled list recovering from sports hernia surgery but did appear in 21 games between the Red Sox and Triple-A Pawtucket.

- 🔥 Had sports hernia surgery performed on 2/10 in Boston, MA...Placed on the 15-day DL on 3/27 (retro to 3/21)...Transferred to the 60-day DL on 4/7.
- 🔥 Began his rehab assignment with Double-A Portland and earned the win in his only appearance with the Sea Dogs, 5/26 at New Hampshire (5.0 IP, 2 ER, BB, 4 SO).
- 🔥 Continued his assignment with Triple-A Pawtucket and took the loss on 5/31 at Norfolk (6.0 IP, 2 ER, 1 BB, 6 SO).
- 🔥 Was activated from the DL by BOS and optioned to Pawtucket on 6/4.
- 🔥 Posted a 1.80 ERA (6 ER/30.0 IP) over his first 5 starts with the PawSox...Included in that span was a 10-SO effort over 7.0 IP on 6/12 vs. Charlotte.
- 🔥 Named International League Pitcher of the Week for 7/7-13...Allowed only 2 hits over 8.0 scoreless innings in his win in his only appearance in that span, 7/9 at Columbus.
- 🔥 Went 6.0-plus innings in 12 of his 15 starts for Pawtucket and 7.0 or more innings in 8 of the 15.
- 🔥 Pitched at least 7.0 innings in 5 straight starts from 6/23-7/18, going 4-0, 2.61 ERA (11 ER/38.0 IP) in that span.
- 🔥 Appeared in 6 games (1 start) over his 3 ML stints of the season with BOS...Was recalled 3 times: 8/3, 8/17, and 9/1.
- 🔥 Made his Red Sox season debut on 8/17 vs. HOU, allowing 1 run on 4 hits over 4.0 innings to finish the game.
- 🔥 Did not allow a run in either of his next 2 games (8.0 IP), both of which were multi-inning appearances...Threw 5.0 scoreless innings on 9/7 vs. TOR (2 H, 6 SO) and 3.0 scoreless on 9/13 at KC (3 H, 2 SO).
- 🔥 His final ML appearance of the year came in a start, 9/26 vs. NYY...Took the loss despite allowing 2 runs (both unearned) over 5.0 innings of work in a 3-2 Red Sox loss.

2013: Spent 1st full season in the Red Sox organization...Made ML debut and appeared in 4 games (1 start) over 3 stints with BOS.

- 🔥 Made big league debut in relief on 4/23 vs. OAK (5 R/ER, 3.2 IP).
- 🔥 Earned 1st 2 ML wins in consecutive appearances, 7/11 at SEA (5.2 IP, 0 R) and 8/1 vs. SEA (3.0 IP, 0 R)...Became the 1st Red Sox pitcher to win in back-to-back relief outings with at least 3.0 scoreless innings since Bob Stanley from 5/6-9/82...With career-high 5.2 scoreless IP on 7/11 at SEA, became 2nd BOS pitcher to throw at least 5.2 scoreless innings of relief since 2000 (also Justin Germano, 5.2 IP on 7/7/12 vs. NYY - G1).
- 🔥 Made his 1st and only start for BOS on 8/6 at HOU (ND, 1.0 IP/3 ER).

Steven Wright, Continued

🔥 Received the 2013 Lou Gorman Award...The annual award is given to a BOS minor league player that has demonstrated dedication and perseverance in overcoming obstacles while working his way to the major league team.

🔥 Spent the majority of the season with Triple-A Pawtucket where he led the International League in shutouts (3) and was tied for the league lead in complete games (3).

🔥 Allowed 3 ER or fewer in 17 of his 24 starts with Pawtucket.

🔥 Threw a pair of 9.0-inning shutouts: 7/1 vs. Scranton/Wilkes-Barre (7 H, 4 BB, 3 SO) and 7/28 vs. Lehigh Valley (4 H, BB, 7 SO)...3rd shutout was a rain-shortened 5.0-inning game on 9/1 at Lehigh Valley (3 H, 2 BB, 2 SO).

🔥 Went 5-2 with a 2.04 ERA (14 ER/61.2 IP) over final 10 regular-season starts for the PawSox.

🔥 Allowed only 1 HR over final 13 starts (80.2 IP) after allowing 9 over 1st 11 starts in 54.2 IP.

🔥 Made 2 starts for the PawSox in the International League Playoffs and went 1-1 with a 0.00 ERA (2 R/O ER/13.0 IP)...In Game 3 of the IL Semifinals, earned the win vs. Rochester (6.1 IP, 0 R, 4 BB, 5 SO) and took the loss in Game 2 of the IL's Governor's Cup Finals at Durham (6.2 IP, 2 R, 0 ER, 3 BB, 6 SO).

2012: Pitched for Double-A Portland and Triple-A Pawtucket after being acquired from the Indians on 7/31.

🔥 Held opponents to 1 or fewer earned runs in 17 of his 25 starts between 2 organizations...Totaled a 10-7 record with a 2.54 ERA (40 ER/141.2 IP) and 119 SO.

🔥 Held opponents to a career-best .213 AVG (110-for-517)...Matched single-season career-highs in wins (also 2009) and strikeouts (also 2008).

🔥 Started 20 games for CLE's Double-A Akron club before being acquired from CLE in exchange for 1B/OF Lars Anderson on 7/31...Made 1 start for Portland before an 8/8 promotion to Pawtucket for his final 4 starts of the year.

🔥 Led all Double-A qualifiers in opponent AVG (.208) and finished 2nd in ERA (2.44) over 21 starts...Selected to the EL's mid-season All-Star team.

🔥 His 2.44 ERA while with Akron (32 ER/115.2 IP) led Indians minor leaguers.

🔥 Had a 19.2-inning scoreless streak from 4/25-5/11...Named EL Pitcher of the Week for 4/30-5/6, during which he tossed 15.1 innings between back-to-back scoreless starts on 4/30 (6.1 IP) and 5/6 (9.0 IP).

🔥 Threw his 1st career complete-game 9.0-inning shutout at Bowie (BAL), allowing just 5 hits.

🔥 Was on the DL with the PawSox from 8/14-23 due to right shoulder tightness.

🔥 Made 1 playoff appearance for Pawtucket...Allowed 2 runs and fanned 5 for the win in a 7.0-inning start in Game 1 of the Governors' Cup vs. Charlotte on 9/11.

🔥 During the off-season, posted a 2.48 ERA (8 ER/29.0 IP) in 5 starts for Escogido of the Dominican Winter League.

2011: Pitched at 4 different levels in his 1st season as a knuckleballer, combining to go 4-8 with a 4.58 ERA (68 ER/133.2 IP) in 25 outings (20 starts).

🔥 Began the season in extended Spring Training...Joined Single-A Lake County on 4/21 and spent most of the season's 1st half with the Captains, where he posted a 3.13 ERA (16 ER/46.0 IP) in 9 starts.

🔥 Did not allow an earned run in 3 straight starts for the Captains from 5/12-28, including back-to-back 6.0-inning scoreless outings on 5/12 at Dayton (3 H) and 5/18 vs. Fort Wayne (1 H).

🔥 After an outing for Double-A Akron on 6/11, moved to High-A Kinston on 6/16.

🔥 Closed out the year with 7 starts for the Aeros.

🔥 Also made a relief appearance for Triple-A Columbus on 5/22.

2010: Made a career-high 48 appearances between CLE's Double-A Akron and Triple-A Columbus, pitching mostly in relief.

🔥 Ranked 3rd among Indians minor leaguers in appearances...Made a career-low 2 starts.

🔥 Allowed runs in 5 of 9 relief outings for the Clippers to begin the year.

🔥 Transferred to Akron on 5/1 and remained with the Aeros for the duration of the season.

🔥 Recorded saves in 5 of his 6 chances with Akron.



Steven Wright

Steven Wright, Continued

👉 Allowed 7 runs in 3.2 IP over his first 3 outings with the Aeros and posted a 3.54 ERA (24 ER/61.0 IP) and converted all 5 saves over the duration of the season.

2009: Went 10-0 with a 2.48 ERA (24 ER) in a season spent mostly in relief for Akron.

👉 Allowed just 1 HR over 87.0 innings all year.

👉 Earned all 10 wins with Akron, including 9 in relief...Tied the 2nd-most wins without a loss among minor league pitchers.

👉 Ranked 2nd on Akron in wins and his 2.32 ERA (21 ER/81.1 IP) was 2nd on the club (min. 50.0 IP).

👉 Led the Aeros with a 1.61 ERA (11 ER/61.1 IP) in relief...Paced Eastern League relief qualifiers in fewest unintentional walks per 9.0 IP (1.9), fewest base runners per 9.0 IP (9.4), and fewest home runs per 9.0 IP (0.1).

👉 Went at least 2.0 innings in 23 of 31 relief outings.

👉 Made Triple-A debut with 2 outings (1 start) for Triple-A Columbus in late May.

👉 Totaled 18.0 scoreless innings with just 11 hits allowed over 9 appearances (1 start) from 6/5-7/5.

👉 Made 3 playoff appearances as the Aeros won the Eastern League Championship.

2008: Split season between High-A Kinston and Double-A Akron, making 14 starts for each club.

👉 Ranked 4th among full-season Indians minor leaguers in ERA (3.66)...Overall finished 2nd in the Indians system in innings (147.2) and was 4th in SO (119).

👉 Began the year in Kinston and was named to Carolina League's mid-season All-Star team.

👉 Ranked among Carolina League qualifiers in WHIP (3rd, 1.05), opponent AVG (7th, .205), and ERA (8th, 2.99) at the time of his 6/16 promotion to Akron.

👉 Allowed 1 ER or none in 9 of 14 starts for Kinston, including each of his first 3 contests through 4/17.

👉 Tossed his 1st career SHO, a 7.0-inning 2-hitter, on 5/29 vs. Frederick.

👉 Went 3-2 with a 3.16 ERA (18 ER/51.1 IP) over his last 9 starts of the season with Akron.

2007: Registered 114 SO in 114.1 innings between Single-A Lake County and High-A Kinston in his 1st pro season.

👉 Ranked 4th in the Indians minor league system in SO.

👉 Fanned 75 batters in 66.1 innings for the Captains, including a career-high 10 SO in a 4.0-inning start on 5/22 at Delmarva (BAL).

Personal

👉 Married to Shannon...The couple has a daughter, Ella Grace.

👉 Lettered in baseball at the University of Hawaii in 3 seasons from 2004-06...Selected as Western Athletic Pitcher of the Year after going 11-2 with a 2.30 ERA and 123 strikeouts in 109.2 innings as a junior in 2006.

👉 As a junior, earned All-American honors by the National Baseball Foundation, *Baseball America* (2nd team), and Collegiate Baseball (3rd team).

👉 Graduated from Valley View (CA) High School in 2003.

In the Community

In January 2015, Steven interacted with fans at Red Sox Winter Weekend...Has attended events benefitting the Red Sox Foundation, such as Casino Night and Picnic in the Park...Participated in the Red Sox Holiday Caravan in 2014, visiting the Jimmy Fund, Boston Children's Hospital, Beth Israel Deaconess Medical Center, The Base, Shriners' Hospital, Mass General Hospital for Children and Spaulding Rehab...Attended Christmas at Fenway, read to children at the Teddy Bear Tea and participated in a player/fan photo session...Participated in the Play Campaign at Fenway Park, and greeted fans at the gates before a 2014 home game...Took part in local community outreach with the 2013 Red Sox Rookie Development program, including visiting the Jimmy Fund and Boston Children's Hospital...Participated in the Children's Hospital of Southwest Florida Golf Classic...Also visited the hospital to spend time with victims of the Boston Marathon bombings.

Steven Wright's Career Record

YEAR	CLUB	W-L	ERA	G	GS	CG	SHO	SV	IP	H	R	ER	HR	HB	BB	SO	WP	BK
2007	Lake County	4-7	4.61	14	14	0	0	0	66.1	61	37	34	9	5	15	75	2	2
	Kinston	3-2	7.13	13	13	0	0	0	48.0	64	47	38	3	3	22	39	2	0
2008	Kinston	2-4	2.99	14	14	1	1	0	72.1	59	30	24	6	6	17	61	1	0
	Akron	4-3	4.30	14	14	0	0	0	75.1	80	38	36	14	8	17	58	1	0
2009	Columbus	0-0	4.76	2	1	0	0	0	5.2	5	3	3	0	1	0	4	0	0
	Akron	10-0	2.32	36	5	0	0	2	81.1	72	24	21	1	2	20	64	0	0
2010	Columbus	0-1	7.59	9	0	0	0	0	10.2	13	9	9	2	0	5	10	0	0
	Akron	2-2	4.31	39	2	0	0	5	64.2	73	33	31	4	3	21	48	2	1
2011	Lake County	1-2	3.13	9	9	0	0	0	46.0	48	30	16	3	3	24	33	5	0
	Columbus	0-0	6.75	1	0	0	0	0	2.2	5	2	2	0	0	0	2	1	0
	Akron	2-4	5.98	8	7	0	0	0	46.2	47	32	31	8	5	28	35	14	0
2012	Kinston	1-2	4.46	7	4	0	0	0	38.1	47	28	19	7	1	16	27	7	0
	Akron	9-6	2.49	20	20	1	1	0	115.2	86	44	32	8	5	62	101	9	0
	Portland	1-0	1.50	1	1	0	0	0	6.0	5	1	1	0	1	2	2	0	0
2013	Pawtucket	0-1	3.15	4	4	0	0	0	20.0	19	10	7	1	2	5	16	1	0
	BOSTON	2-0	5.40	4	1	0	0	0	13.1	12	8	8	0	1	9	10	2	0
	Pawtucket	8-7	3.46	24	24	3	3	0	135.1	130	64	52	10	4	65	99	14	0
2014	Portland	1-0	3.60	1	1	0	0	0	5.0	5	3	2	1	0	1	4	0	0
	Pawtucket	5-5	3.41	15	15	1	0	0	95.0	86	43	36	9	1	22	68	5	0
	BOSTON	0-1	2.57	6	1	0	0	0	21.0	21	8	6	2	0	4	22	1	0
Major League Totals		2-1	3.67	10	2	0	0	0	34.1	33	16	14	2	1	13	32	3	0
Minor League Totals		53-46	3.79	231	148	6	5	7	935.0	905	478	394	86	50	342	746	64	3

Steven Wright

- 2003 Selected by the San Diego Padres in the 26th round of the June Draft (did not sign)
- 2006 Signed by the Cleveland Indians as a second-round selection in the June Draft
- 2012 Acquired by the Boston Red Sox in exchange for 1B/OF Lars Anderson on 7/31
- 2014 On disabled list recovering from sports hernia surgery, 3/21-6/3

Career Fielding Record

YEAR	CLUB	POS	PCT.	G	GS	PO	A	E	TC	DP
2013	BOSTON	P	1.000	4	1	0	1	0	1	0
2014	BOSTON	P	1.000	6	1	2	4	0	6	1
Career Totals		P	1.000	10	2	2	5	0	7	1

Career Single-Game Highs

- INNINGS PITCHED** 5.0, 9/26/14 vs. NYY (start)
5.2, 7/11/13 at SEA (relief)
- LOW-HIT COMPLETE GAME** None
- STRIKEOUTS** 6, 2 times, last 9/20/14 at BAL
- HITS ALLOWED** 6, 4/23/13 vs. OAK
- RUNS ALLOWED** 5, 4/23/13 vs. OAK
- WALKS ALLOWED** 4, 4/23/13 vs. OAK
- HOME RUNS ALLOWED** 1, 2 times, last 9/17/14 at PIT
- WINNING STREAK** 2, 7/11-8/1/13
- EJECTIONS** None
- SCORELESS INNINGS STREAK** 9.2, 4/23-8/1/13

2015 Red Sox Roster

COACHING STAFF: Manager, John Farrell (53); Bench Coach, Torey Lovullo (17); First Base Coach, Arnie Beyeler (43); Hitting Coach, Chili Davis (44); Pitching Coach, Juan Nieves (47); Third Base Coach, Brian Butterfield (55); Assistant Hitting Coach, Victor Rodriguez (57); Bullpen Coach, Dana LeVangie (58)

40-Man Roster

No.	PITCHERS (20)	B	T	Ht.	Wt.	Born	Birthplace	2014 Club	W-L	ERA	G	GS	CG	SV	IP	H	R	ER	BB	SO
58	Bames, Matt	R	R	6-4	210	6/17/90	Danbury, CT	Pawtucket (AAA)	8-9	3.95	23	22	0	0	127.2	119	60	56	46	103
32	Breslow, Craig	L	L	6-1	185	8/8/80	New Haven, CT	Pawtucket (AAA)	1-0	0.00	3	1	0	0	2.2	1	0	4	2	1
11	Burtholz, Clay	L	R	6-3	190	8/14/84	Nederland, TX	Pawtucket (AAA)	0-1	2.53	1	1	0	0	10.2	6	3	3	2	10
51	Escobar, Edwin	L	L	6-2	225	4/22/92	La Sabana, VZ	Fresno (AAA)	3-8	5.11	20	20	0	0	111.0	128	69	63	37	96
37	Hembree, Heath	R	R	6-4	210	1/13/89	Spartanburg, SC	Pawtucket (AAA)	0-0	4.50	2	0	0	0	2.0	1	1	1	0	2
56	Kelly, Joe	R	R	6-1	188	6/9/88	Anaheim, CA	Fresno (AAA)	1-3	3.89	41	0	0	18	39.1	40	18	17	13	46
59	Layne, Tommy	L	L	6-2	195	11/2/84	St. Louis, MO	Pawtucket (AAA)	0-1	2.70	7	0	0	2	6.2	5	2	2	5	9
63	Masterson, Justin	R	R	6-6	260	3/22/85	Kingston, Jamaica	Pawtucket (AAA)	0-0	4.50	6	0	0	0	10.0	11	5	5	5	6
20	Miley, Wade	L	L	6-2	195	11/13/86	Hammond, LA	Memphis (AAA)	0-0	2.61	3	3	0	0	10.1	8	3	3	6	4
54	Mujica, Edward	R	R	6-3	220	5/10/84	Valencia, VZ	ST. LOUIS	2-2	4.37	7	7	0	0	35.0	41	19	17	10	25
23	Ogando, Alexi	R	R	6-4	195	10/5/83	San Pedro de Macoris, DR	BOSTON	4-2	4.11	10	10	0	0	61.1	47	29	28	32	41
22	Porcello, Rick	R	R	6-5	200	12/27/88	Morristown, NJ	Pawtucket (AAA)	5-1	1.50	37	0	0	11	48.0	29	8	8	20	53
79	Porcillo, Eduardo	L	L	6-2	210	4/7/93	Valencia, VZ	BOSTON	2-1	0.95	30	0	0	0	19.0	14	4	2	8	14
28	Ross Jr., Robbie	L	L	5-11	215	6/24/89	Lexington, KY	Columbus (AAA)	0-1	5.40	2	2	0	0	11.2	9	7	7	8	10
62	Spruill, Zeke	R	R	6-5	200	9/11/89	Chesapeake, VA	CLEVELAND	4-6	5.51	19	19	0	0	98.0	106	66	60	56	93
36	Tazawa, Junichi	R	R	5-11	200	6/6/86	Yokohama, Japan	ST. LOUIS	3-3	7.04	9	6	0	0	30.2	35	24	24	13	23
19	Uehara, Koji	R	R	6-2	195	4/3/75	Osaka, Japan	ARIZONA	8-12	4.34	33	33	0	0	201.1	207	103	97	75	183
46	Varvaro, Anthony	R	R	6-0	190	10/31/84	Staten Island, NY	BOSTON	2-4	3.90	64	0	0	8	60.0	69	28	26	14	43
67	Workman, Brandon	R	R	6-5	235	8/13/88	Arlington, TX	TEXAS	2-3	6.84	27	0	0	1	25.0	33	19	19	15	22
65	Wright, Steven	R	R	6-1	215	8/30/84	Torrance, CA	DETROIT	15-13	3.43	32	31	3	3	204.2	211	89	78	41	129
68								Bowie (AA)	3-7	4.79	16	16	1	1	82.2	90	50	44	29	69
69								Portland (AA)	3-1	0.96	6	6	0	0	37.1	30	4	4	8	39
70								Round Rock (AAA)	5-4	4.33	12	9	2	0	60.1	66	29	29	16	43
71								TEXAS	3-6	6.20	27	12	0	0	78.1	103	65	54	30	51
72								Reno (AAA)	3-7	6.04	28	11	0	1	79.0	89	58	53	21	71
73								ARIZONA	1-1	3.57	6	1	0	0	22.2	27	11	9	4	14
74								BOSTON	4-3	2.86	71	0	0	5	63.0	58	23	20	17	64
75								BOSTON	6-5	2.52	61	0	0	26	64.1	51	18	18	8	80
76								ATLANTA	3-3	2.63	64	0	0	0	54.2	46	18	16	13	50
77								Pawtucket (AAA)	1-1	4.11	11	11	0	0	61.1	61	28	28	17	55
78								BOSTON	1-10	5.17	19	15	0	0	87.0	88	57	50	36	70
79								Portland (AA)	1-0	3.60	1	1	0	0	5.0	5	3	2	1	4
80								Pawtucket (AAA)	5-5	3.41	15	15	1	0	95.0	86	43	36	22	68
81								BOSTON	0-1	2.57	6	1	0	0	21.0	21	8	6	4	22

2015 Red Sox Roster, Continued

No.	CATCHERS (3)	B	T	Ht.	Wt.	Born	Birthplace	2014 Club	AVG	G	AB	R	H	2B	3B	HR	RBI	BB	SO	SB
10	Hanigan, Ryan	R	R	6-0	215	8/16/80	Washington, DC	TAMPA BAY	.218	84	225	18	49	9	0	5	34	31	39	1
71	Swihart, Blake	S	R	6-1	205	4/3/92	Bedford, TX	Portland (AA) Pawtucket (AAA)	.300 .261	92 18	347 69	47 6	104 18	23 3	1 1	12 1	55 9	29 2	65 15	7
7	Vazquez, Christian	R	R	5-9	200	8/21/90	Bayamon, PR	Pawtucket (AAA) BOSTON	.279 .240	66 55	244 175	35 15	68 42	17 9	0 0	3 1	20 20	21 19	52 33	0
No.	INFELDERS (9)	B	T	Ht.	Wt.	Born	Birthplace	2014 Club	AVG	G	AB	R	H	2B	3B	HR	RBI	BB	SO	SB
2	Bogaerts, Xander	R	R	6-2	210	10/1/92	Oranjestad, Aruba	BOSTON	.240	144	538	60	129	28	1	12	46	39	138	2
70	Cecchini, Gairn	L	R	6-3	220	4/20/91	Sulphur, LA	Pawtucket (AAA) BOSTON	.263 .258	112 11	407 31	52 6	107 8	21 3	1 0	7 1	57 4	44 3	99 11	11
80	Coyle, Sean	R	R	5-8	175	1/17/92	Sellersville, PA	Portland (AA)	.295	96	336	60	99	23	1	16	61	38	95	13
26	Holt, Brock	L	R	5-10	180	6/11/88	Fort Worth, TX	Pawtucket (AAA) BOSTON	.315 .281	27 106	108 449	21 68	34 126	8 23	2 5	1 4	7 29	8 33	12 38	12
12	Napoli, Mike	R	R	6-1	225	10/31/81	Hollywood, FL	BOSTON	.248	119	415	49	103	20	0	17	55	78	133	3
34	Ortiz, David	L	L	6-3	230	11/8/75	Santo Domingo, DR	BOSTON	.263	142	518	59	136	27	0	35	104	75	95	0
15	Pedroia, Dustin	R	R	5-9	175	8/17/83	Woodland, CA	BOSTON	.278	135	551	72	153	33	0	7	53	51	75	6
48	Sandoval, Pablo	S	R	5-11	255	8/11/86	Puerto Cabello, VZ	SAN FRANCISCO	.279	157	588	68	164	26	3	16	73	39	85	0
77	Shaw, Travis	L	R	6-4	225	4/16/90	Washington Ct., House, OH	Portland (AA) Pawtucket (AAA)	.305 .262	47 81	177 313	35 43	54 82	8 21	1 1	11 10	37 41	29 28	23 76	5 2
No.	OUTFIELDERS (8)	B	T	Ht.	Wt.	Born	Birthplace	2014 Club	AVG	G	AB	R	H	2B	3B	HR	RBI	BB	SO	SB
50	Betts, Mookie	R	R	5-9	180	10/7/92	Nashville, TN	Portland (AA) Pawtucket (AAA) BOSTON	.355 .335 .291	54 45 52	214 185 189	34 31 34	62 62 55	12 2 1	5 5 12	1 5 18	21 31 31	7 11 7	30 30 31	7
25	Bradley Jr., Jackie	L	R	5-10	200	4/19/90	Richmond, VA	Pawtucket (AAA) BOSTON	.212 .198	14 127	66 384	6 45	14 76	1 19	0 2	1 1	5 30	3 31	18 121	8
73	Brentz, Bryce	R	R	6-0	210	12/30/88	Crossville, TN	Lowell (A) Pawtucket (AAA) BOSTON	.125 .243 .308	2 63 9	8 230 26	2 42 5	1 56 8	0 11 2	0 12 0	0 53 2	0 32 0	9 58 9	0 0 0	
38	Castillo, Rusney	R	R	5-9	196	7/9/87	Ciego de Avila, Cuba	BOSTON	.333	10	36	6	12	1	0	2	6	3	6	3
5	Craig, Allen	R	R	6-2	215	7/18/84	Tenecula, CA	Pawtucket (AAA) ST. LOUIS BOSTON	.200 .237 .128	2 97 29	5 367 94	1 34 7	1 17 12	0 3 0	0 1 0	0 7 4	2 44 2	1 26 9	1 77 36	1
29	Nava, Daniel	S	L	5-11	200	2/22/83	Redwood City, CA	Pawtucket (AAA) BOSTON	.263 .270	24 113	83 363	12 41	21 98	3 21	0 0	3 4	14 37	12 33	21 81	2 4
13	Ramirez, Hanley	R	R	6-2	225	12/23/83	Samana, DR	LOS ANGELES (NL)	.283	128	449	64	127	35	0	13	17	56	84	14
18	Victorino, Shane	S	R	5-9	190	11/30/80	Wailuku, HI	Lowell (A) Pawtucket (AAA) BOSTON	.000 .138 .268	4 9 30	9 29 123	0 3 14	0 4 6	0 1 2	0 0 1	0 0 12	0 0 6	2 6 21	0 0 2	

2015 Red Sox Roster

Major League Roster (40), Non-Roster Invitees (17) as of February 18, 2015

Numerical

2-Xander Bogaerts, SS
5-Allen Craig, OF/1B
7-Christian Vazquez, C
10-Ryan Hanigan, C
11-Clay Buchholz, RHP
12-Mike Napoli, 1B
13-Hanley Ramirez, LF
15-Dustin Pedroia, 2B
16-Jeff Bianchi, INF*
17-Torey Lovullo, Bench Coach
18-Shane Victorino, OF
19-Koji Uehara, RHP
20-Wade Miley, LHP
22-Rick Porcello, RHP
23-Alexi Ogando, RHP
25-Jackie Bradley Jr., OF
26-Brock Holt, INF/OF
28-Robbie Ross Jr., LHP
29-Daniel Nava, OF
30-Jemile Weeks, INF/OF*
31-Dana Eveland, LHP*
32-Craig Breslow, LHP
34-David Ortiz, DH/1B
36-Junichi Tazawa, RHP
37-Heath Hembree, RHP
38-Rusney Castillo, OF
39-Felipe Paulino, RHP*
40-Humberto Quintero, C*
41-Mitchell Boggs, RHP*
43-Arnie Beyerler, First Base Coach
44-Chili Davis, Hitting Coach
46-Anthony Varvaro, RHP
47-Juan Nieves, Pitching Coach
48-Pablo Sandoval, 3B
50-Mookie Betts, OF/INF
51-Edwin Escobar, LHP
52-Quintin Berry, OF*
53-John Farrell, Manager
54-Edward Mujica, RHP
55-Brian Butterfield, Third Base Coach
56-Joe Kelly, RHP
57-Victor Rodriguez, Asst. Hitting Coach
58-Dana LeVangie, Bullpen Coach
59-Tommy Layne, LHP
61-Bryan LaHair, 1B/OF*
62-Zeke Spruill, RHP
63-Justin Masterson, RHP
64-Deven Marrero, SS*
65-Steven Wright, RHP
66-Noe Ramirez, RHP*
67-Brandon Workman, RHP
68-Matt Barnes, RHP
70-Garin Cecchini, 3B/OF
71-Blake Swihart, C
72-Luke Montz, C*
73-Bryce Brentz, OF
74-Keith Couch, RHP*
75-Miguel Celestino, RHP*
76-Henry Owens, LHP*
77-Travis Shaw, INF
78-Brian Johnson, LHP*
79-Eduardo Rodriguez, LHP
80-Sean Coyle, INF
81-Matt Spring, C*
94-Dalier Hinojosa, RHP*

Alphabetical

68-Matt Barnes, RHP
52-Quintin Berry, OF*
50-Mookie Betts, OF/INF
43-Arnie Beyerler, First Base Coach
16-Jeff Bianchi, INF*
2-Xander Bogaerts, SS
41-Mitchell Boggs, RHP*
25-Jackie Bradley Jr., OF
73-Bryce Brentz, OF
32-Craig Breslow, LHP
11-Clay Buchholz, RHP
55-Brian Butterfield, Third Base Coach
38-Rusney Castillo, OF
70-Garin Cecchini, 3B/OF
75-Miguel Celestino, RHP*
74-Keith Couch, RHP*
80-Sean Coyle, INF
5-Allen Craig, OF/1B
44-Chili Davis, Hitting Coach
51-Edwin Escobar, LHP
31-Dana Eveland, LHP*
53-John Farrell, Manager
10-Ryan Hanigan, C
37-Heath Hembree, RHP
94-Dalier Hinojosa, RHP*
26-Brock Holt, INF/OF
78-Brian Johnson, LHP*
56-Joe Kelly, RHP
61-Bryan LaHair, 1B/OF*
59-Tommy Layne, LHP
58-Dana LeVangie, Bullpen Coach
17-Torey Lovullo, Bench Coach
64-Deven Marrero, SS*
63-Justin Masterson, RHP
20-Wade Miley, LHP
72-Luke Montz, C*
54-Edward Mujica, RHP
12-Mike Napoli, 1B
29-Daniel Nava, OF
47-Juan Nieves, Pitching Coach
23-Alexi Ogando, RHP
34-David Ortiz, DH/1B
76-Henry Owens, LHP*
39-Felipe Paulino, RHP*
15-Dustin Pedroia, 2B
22-Rick Porcello, RHP
40-Humberto Quintero, C*
13-Hanley Ramirez, LF
66-Noe Ramirez, RHP*
79-Eduardo Rodriguez, LHP
57-Victor Rodriguez, Asst. Hitting Coach
28-Robbie Ross Jr., LHP
48-Pablo Sandoval, 3B
77-Travis Shaw, INF
81-Matt Spring, C*
62-Zeke Spruill, RHP
71-Blake Swihart, C
36-Junichi Tazawa, RHP
19-Koji Uehara, RHP
46-Anthony Varvaro, RHP
7-Christian Vazquez, C
18-Shane Victorino, OF
30-Jemile Weeks, INF/OF*
67-Brandon Workman, RHP
65-Steven Wright, RHP

By Position

Coaching Staff

53-John Farrell, Manager
17-Torey Lovullo, Bench Coach
43-Arnie Beyerler, First Base Coach
44-Chili Davis, Hitting Coach
47-Juan Nieves, Pitching Coach
55-Brian Butterfield, Third Base Coach
57-Victor Rodriguez, Asst. Hitting Coach
58-Dana LeVangie, Bullpen Coach

Pitchers (29)

11-Clay Buchholz, RHP
19-Koji Uehara, RHP
20-Wade Miley, LHP
22-Rick Porcello, RHP
23-Alexi Ogando, RHP
28-Robbie Ross Jr., LHP
31-Dana Eveland, LHP*
32-Craig Breslow, LHP
36-Junichi Tazawa, RHP
37-Heath Hembree, RHP
39-Felipe Paulino, RHP*
41-Mitchell Boggs, RHP*
46-Anthony Varvaro, RHP*
51-Edwin Escobar, LHP
54-Edward Mujica, RHP
56-Joe Kelly, RHP
59-Tommy Layne, LHP
62-Zeke Spruill, RHP
63-Justin Masterson, RHP
65-Steven Wright, RHP
66-Noe Ramirez, RHP*
67-Brandon Workman, RHP
68-Matt Barnes, RHP
74-Keith Couch, RHP*
75-Miguel Celestino, RHP*
76-Henry Owens, LHP*
78-Brian Johnson, LHP*
79-Eduardo Rodriguez, LHP
94-Dalier Hinojosa, RHP*

Catchers (6)

7-Christian Vazquez
10-Ryan Hanigan
40-Humberto Quintero*
71-Blake Swihart
72-Luke Montz*
81-Matt Spring*

Infielders (13)

2-Xander Bogaerts
12-Mike Napoli
15-Dustin Pedroia
16-Jeff Bianchi*
26-Brock Holt
30-Jemile Weeks*
34-David Ortiz
48-Pablo Sandoval
61-Bryan LaHair*
64-Deven Marrero*
70-Garin Cecchini
77-Travis Shaw
80-Sean Coyle

Outfielders (9)

5-Allen Craig
13-Hanley Ramirez
18-Shane Victorino
25-Jackie Bradley Jr.
29-Daniel Nava
38-Rusney Castillo
50-Mookie Betts
52-Quintin Berry*
73-Bryce Brentz

* - Non-Roster Invitee

Pronunciation Guide

Jeff Bianchi (bee-YAYN-kee)

Xander Bogaerts (BOH-gahrts)

Craig Breslow (BREHZ-loh)

Clay Buchholz (BUK-holtz)

Rusney (roos-NAY) **Castillo**

Garin Cecchini (chick-KEE-nee)

Miguel (MEE-ghel) **Celestino** (sel-es-TEE-no)

Dana Eveland (EVE-lehnd)

Ryan Hanigan (HAN-i-gin)

Dalier (DAHL-yair) **Hinojosa** (ee-no-HOE-sah)

Bryan LaHair (luh-HAIR)

Deven Marrero (muh-RAIR-oh)

Edward Mujica (moo-HEE-kah)

Mike Napoli (NAHP-oh-lee)

Daniel Nava (NAH-vuh)

Juan Nieves (nee-EH-vehs)

Alexi Ogando (oh-GAHN-doh)

Dustin Pedroia (puh-DROY-uh)

Humberto (oom-BAIR-toh) **Quintero** (keen-TAIR-oh)

Noe (no-EH) **Ramirez**

Pablo Sandoval (san-doh-VAHL)

Zeke Spruill (SPROO-l)

Blake Swihart (SWY-hart)

Junichi Tazawa (tah-ZAH-wah)

Koji Uehara (oo-uh-HAH-rah)

Anthony Varvaro (vahr-VAHR-oh)

Christian Vazquez (VAZ-kehzh)

Shane Victorino (vik-toer-EE-noh)

Jemile (juh-MIYL) **Weeks**



2014 in Review

2014 Season Recap & Highlights

Fall From First

After going from last place in 2012 to a World Series title in 2013, the Red Sox went 71-91 (.438) in 2014, again finishing last in the AL East, 25.0 games behind the division-winning Orioles...The Sox lost 26 more games than in 2013 (97-65) and returned to the division cellar after pacing the division in 2013.

YEAR	W-L	WPCT	GB	AL EAST
2014	71-91	.438	-25.0	5th
2013	97-65	.599	--	1st, Won WS
2012	69-93	.426	-26.0	5th

According to Elias, the Red Sox became the 1st team ever to finish in last place one year, win the World Series the next year, and then return to last place the next year...The only other defending World Champion to finish last in its division the season immediately following a title run was the 1998 Marlins.

On the Record

- Boston went 31-45 (.408) against the AL East, the 2nd-worst in-division mark in club history behind 2012 (.361, 26-46)...In all their other games, the club went 40-46 (.465).
- The Sox were 17-16 (.515) against the AL Central, including 6-1 (.857) against the eventual AL Champion Royals...It was the best mark against KC among all MLB teams and matched Boston's best-ever record against the Royals (also 6-1 in 2008).
- Boston concluded its 2014 Interleague slate at 9-11, ending a streak of 11 straight years with at least a .500 record against NL teams...It was the club's 1st losing mark against the NL since 2002 (5-13) and just their 4th in 18 years of Interleague Play (also 2002, 1999, and 1997)...The Sox still own MLB's best Interleague record since 2003 at 139-81 (.632).

Roster Movement

- The Red Sox had 55 players appear for the team this year, 1 shy of the club record set in 2012 (56).
- Boston traded the top 4 starters from its season-opening rotation in Jon Lester, John Lackey, Jake Peavy, and Felix Doubront...These 4 started two-thirds (72) of Boston's 108 games before the 7/31 trade deadline.
- LET'S MAKE A DEAL:** The Sox completed the following 4 trades within 4 hours of the 7/31 non-waiver trade deadline...According to SABR's Tom Ruane, it matched the most trades by any MLB team in a single day, along with Cincinnati on 6/15/77, Florida on 11/17/92, the NY Mets on 7/31/99, and Pittsburgh on 7/31/06.
- Acquired OF Yoenis Céspedes and a 2015 competitive balance draft pick from the Athletics for LHP Jon Lester, OF Jonny Gomes, and cash considerations.
- Acquired OF/1B Allen Craig and RHP Joe Kelly from the Cardinals for RHP John Lackey, minor league LHP Corey Littrell, and cash considerations.
- Acquired minor league LHP Eduardo Rodriguez from the Orioles for LHP Andrew Miller.
- Acquired INF/OF Kelly Johnson from the Yankees for SS Stephen Drew and cash considerations.
- According to the Elias Sports Bureau, Yoenis Céspedes and Jon Lester, both 2014 All-Stars, were the 1st players to be traded for each other in-season after being named an All-Star earlier in that year since 8/31/92, when the Athletics sent Jose Canseco to the Rangers for Ruben Sierra and 2 others players.



On April 1, the Red Sox visited the White House, where they were honored by President Obama for the team's 2013 World Series Championship.

2014 Season Recap & Highlights, Continued

Rookie Figures

- 🔥 The Red Sox had 19 different rookies appear for the team this season, tied with Arizona for 2nd most in the majors behind only Texas (23)...This is the 4th-highest rookie total in team history and the Sox' most since the 1926 team included 21 rookies.
- 🔥 Xander Bogaerts led MLB rookies with 142 starts, the most for a Red Sox since Nomar Garciaparra in 1997 (152 games)...Along with Jackie Bradley Jr. (111) and Brock Holt (105), the 2014 Red Sox became the 1st defending World Champ to have 3 rookies each start at least 60 games...The 3 were the Red Sox' 1st trio of rookies each with 75+ hits since 1966 (Joe Foy, Mike Ryan, George Scott).
- 🔥 The Red Sox had 8 rookies hit at least one home run in 2014, a new single-season club record...Boston had 7 rookies each go deep in 3 previous seasons: 1952, 1987, and 1996.

MOST ROOKIES APPEARING IN A RED SOX SEASON

YEAR	ROOKIES
1911	25
1925	22
1926	21
2014	19
1928, 1952	18

Youth On the Field

- 🔥 Between Xander Bogaerts (144 games, 142 starts) and Mookie Betts (52 games, 50 starts), the Red Sox led the majors with 196 games and 192 starts by players age 21 years old or younger...Both totals were the most by an AL team since the 2003 Devil Rays (252 games, 241 starts).
- 🔥 It marked the most games and starts for the Red Sox by players not yet 22 years old since the 1965 squad saw 364 games and 301 starts from players that young, led by Tony Conigliaro (138 games, 137 starts).

Home and Road

- 🔥 Boston went 34-47 at home (.420), 28th out of the 30 MLB teams, and won 19 fewer home games than the 2013 squad (53-28 at home)...The Sox tied for 9th in the AL with a 37-44 (.457) record on the road, a mirror of their 2013 record away from Fenway (44-37).
- 🔥 The Red Sox finished with a better record on the road than at home for the 2nd time in 3 years (also 35 road wins and 34 home wins in 2012) after failing to do so for 9 straight years from 2003-11.
- 🔥 Boston's 9 walk-off wins accounted for 26% of the team's 34 home wins and ranked 1 shy of the AL lead (CLE, LAA, and OAK each had 10 walkoffs).
- 🔥 The club won 13 of its last 23 away games (.565) beginning 8/10...They went 21-19 (.525) over their last 40 road games beginning on 6/28 after starting the year 16-25 (.390) away from Fenway.

Close and Late

- 🔥 Boston played an AL-high 56 one-run games (28-28), 14 more than in 2013 (42, 21-21) and the team's most since 1978 (57)...Their 28, one-run wins tied for 2nd most in the AL, trailing the Orioles (32).
- 🔥 The Sox played 21 extra-inning games (10-11), tied for the most in MLB with 4 other teams (CLE, MIA, OAK, and PHI)...It marked Boston's most extra-innings games since 1966 (22, 6-16).

All-Star Staff

- 🔥 John Farrell, along with the Red Sox coaching staff, guided the AL All-Star Team to a 5-3 win over the NL at Target Field on 7/15...Jon Lester and Koji Uehara both represented Boston in the All-Star Game.
- 🔥 It was the 3rd All-Star selection for Lester (also 2010 and 2011 with BOS), who allowed 2 runs in the 2nd inning...An MLB All-Star for the 1st time, Uehara fanned his only batter faced (CIN's Devin Mesoraco) to strand a runner at 2nd base and end the top of the 6th inning.

Batting

- 🔥 The Red Sox ranked 13th in the AL in AVG (.244), shy of the mean MLB mark of .251, but ranked 8th in the AL in OBP (.316), ahead of the average .314 OBP major league-wide.
- 🔥 Boston had at least 10 hits in 52 games, 2nd fewest in the AL to the Yankees (50), but went 35-17 (.673) when tallying double-digit hits...The team was 56-26 (.683) when scoring at least 4 runs.
- 🔥 **SCORING SUMMARY:** The Red Sox scored 634 runs for an average of 3.91 runs per game in 2014...Both of those tied with Seattle for 11th out of the 15 AL teams.
- 🔥 Boston stood last in the AL in both categories until it led the majors with 39 runs scored over the last 5 games of the season beginning on 9/24...It marked the club's most runs scored in any 5-game stretch all year.
- 🔥 The Sox averaged more runs per game in September (4.27) than in March/April, May, June, July, or August.
- 🔥 **UNPRECEDENTED PATIENCE:** Boston led MLB with 25,227 pitches seen, and the team's 4.05 P/PA was the highest rate for any ML team as far back as data exists (starting in 1988)...Mike Napoli's 4.47 P/PA led all major leaguers with at least 400 PA, while Xander Bogaerts led team qualifiers and placed 11th in the AL with 4.11 pitches/PA.

MONTHLY RUN PRODUCTION

MONTH	RUNS	GAMES	R/G
March/April	112	27	4.15
May	115	28	4.11
June	84	28	3.00
July	101	25	4.04
August	111	28	3.96
September	111	26	4.27

2014 Season Recap & Highlights, Continued

- 👉 The Red Sox topped the majors in 2-strike hits (566) and times reaching base in 2-strike counts (870).
- 👉 Red Sox batters swung at 43.5% of pitches seen, the lowest mark in the majors, including a ML-low 20.2% swing rate on 1st pitches...The Sox offense put in play a major league-low 17.0% of pitches seen.

Pitching

- 👉 Boston's 4.01 team ERA ranked 10th in the AL, up from 3.79 in 2013...The Sox tied for the 6th-fewest walks allowed (482) and had the 8th-most strikeouts in the AL (1,213)...Club pitchers allowed the 5th-fewest hits (1,458) while throwing the 3rd-most innings (1,465.2) among AL teams.
- 👉 **STARTERS:** Boston had 11 pitchers make at least 1 start...Nine of those 11 pitchers started at least 10 games, which tied the team record for just the 2nd time (also 1966)...It also matched the most double-digit starters for any ML team this year (also NYY).
- 👉 Boston did not use a 6th starter until its 49th game of the season on 5/25 at TB, when Brandon Workman took the mound...It marked the deepest the Sox went into a season with only 5 starting pitchers since the 1975 team did not use a 6th starter until its 52nd game...In 2014, only Milwaukee went at least as long as Boston before using its 6th starter (in its 51st game).
- 👉 Sox starters posted a 4.09 ERA before the trade deadline compared to 4.93 from 8/1 on...Red Sox pitchers combined for 62 quality starts through the 7/31 trade deadline, 2nd in the AL to the A's (65) and 1 shy of Boston's 2013 total through 108 games (63)...After that point, the club totaled 25 quality starts in its remaining 54 contests.
- 👉 **RELIEVERS:** The club set a record with 493 different relief appearances (previous was 489 in 2012)...The Sox bullpen went 21-27 (.438) with 36 saves, tied for 4th fewest in MLB...Sox relievers posted a 3.33 ERA, good for 6th in the AL, and combined for a 3.1 strikeout-to-walk ratio (452 SO/147 BB), 3rd best in the majors and 2nd in the AL to Oakland (3.3 SO/BB).
- 👉 Boston lost only 2 games when entering the 9th inning with a lead (56-2)...In the AL, only the Royals lost fewer such contests (79-1).

Fielding

- 👉 The Red Sox ranked 5th in the American League with a .985 fielding percentage, but led the AL with a .987 mark from 8/3 through the end of the season.
- 👉 **IN THE INFIELD:** Dustin Pedroia paced the majors with a .997 fielding percentage at 2B, committing just 2 errors in 654 chances over 1,187.1 innings...It was the best-ever fielding percentage by a qualifying Red Sox 2B, surpassing Mark Loretta's previous record of .994 set in 2006...The only other AL 2B ever to post a fielding percentage that high was DET's Placido Polanco, both in 2007 (1.000) and 2009 (.997).
- 👉 Red Sox SS combined to rank 2nd in the AL in fielding percentage, committing just 12 errors in 697 chances.
- 👉 **ARMS IN THE OUTFIELD:** The Red Sox outfield combined for an AL-high 37 assists, 2nd most in MLB to Arizona's 43 and the club's most since 1996 (37)...Nine different Red Sox OF had an assist this year, T-2nd most in MLB (also CHC, HOU, and SEA) behind only MIN (11 players).
- 👉 Yoenis Céspedes topped MLB with a career-high 16 outfield assists, including 4 after joining the Red Sox on 7/31...Jackie Bradley Jr. tied for 2nd in the AL with 13 outfield assists, and Daniel Nava also ranked among the AL's Top 10 (T-8th, 9).
- 👉 **CENTERED IN:** Among ML teams, Boston boasted the best fielding percentage (.998, 1 error/456 chances) from CF...The Sox also led MLB with 17 assists from the position, the club's most since 1964 (18)...Boston's 11 double plays out of CF were the most for any team since at least 1914.
- 👉 Jackie Bradley Jr. had 13 OF assists, all from CF, and was involved in 8 double plays...His 13 assists were 2nd most by a Red Sox rookie CF since 1914, trailing only Ellis Burks (15 in 1987)...His 8 double plays were 5 more than any other OF in MLB, most by a rookie since WSH's Del Unser in 1968 (10), and T-2nd most ever by a Red Sox rookie OF after Duffy Lewis (9 in 1910)...He was the 1st ML OF to have as many as 8 double plays in a season since WSH's Alfonso Soriano in 2006 (9), and 1st Red Sox since Dwight Evans in 1975 (8).
- 👉 **BEHIND THE PLATE:** Sox catchers threw out 32 of 87 attempted base stealers (excluding pitcher CS) for a 26.9% rate, 4th in the AL and the club's highest mark since 2002 (28.5%)...Christian Vazquez threw out 15 of 29 attempted base stealers for a 51.7% rate, the best single-season mark in club history among those with at least 15 games at catcher...He was the 1st MLB rookie with 50 or more games behind the plate to post a single-season catcher caught stealing rate that high since STL's Yadier Molina in 2005 (55%; 17 CCS, 14 SB).

On the Bases

- 👉 The Red Sox had the 2nd-best stolen base success rate in MLB after the All-Star break (86.8%, 33 of 38), trailing only the Yankees (87.3%, 48 of 55)...Boston had an ML-worst 60% rate (30 of 50) before the break.
- 👉 Overall in 2014, the Red Sox finished 9th in the AL and 17th in MLB with a 71.6% SB percentage (63 of 88)...Their 63 stolen bases marked the club's fewest since 2006 (51) and tied Tampa Bay for 2nd-fewest in the AL, ahead of only Baltimore (44).

2014 Season Recap & Highlights, Continued

Papi Plays Big

- With 35 home runs (T-5th in AL) and 104 RBI (6th in AL), David Ortiz more than doubled the next-highest HR total on the team and nearly doubled the club's next-highest RBI total (Mike Napoli, both 17 HR and 55 RBI).
- It was Ortiz's 8th season with at least 30 homers and 100 RBI, all in 12 years since joining the Red Sox in 2003... That set a new club record for most career 30-HR/100-RBI seasons, passing Ted Williams, who had 7.
- No other AL player drove in a higher percentage of his team's runs than Ortiz's 16.4% (104 of 634)...It was the 2nd-highest percentage for any ML team after ATL's Justin Upton (17.8%, 102 of 573).

Attendance

- The Red Sox sold out 43 of their 81 home games and welcomed 2,956,089 fans to Fenway Park, the 3rd-highest attendance among AL teams behind the Yankees (3,401,624) and Angels (3,095,935)...This was Boston's highest rank among AL teams since landing a 3rd-place finish in 2009 (3,062,699).
- This season was Boston's 20th in a row with at least 2 million in attendance...According to research by David Kronheim, this established a new AL record, surpassing the previous mark of 19 consecutive seasons with at least 2 million in home attendance by Baltimore from 1989-2007.

On the Farm

- Red Sox farm teams combined to go 418-347 (.546), the 2nd-best record among minor league chains affiliated with AL clubs...Only the Rangers' system had a better mark at 470-362 (.565).
- Five of the organization's affiliates (Triple-A Pawtucket, Double-A Portland, High-A Salem, Rookie-level Gulf Coast, and Rookie-level Dominican Summer League) made the playoffs...It was the Red Sox' most minor league teams in the playoffs since 1959, when 5 of the club's 6 affiliates did it: Triple-A Minnesota, Class-A Allentown, Class-B Raleigh, Class-D Corning, and Class-D Alpine...Boston's only non-playoff affiliate in 1959, Class-D Waterloo, led the Midwest League, but no playoffs were held.
- Pawtucket and the GCL Red Sox both won league titles, the 1st pair of Sox farm teams to be crowned champs since 2006 (Sea Dogs, GCL Red Sox).
- Boston led all MLB teams with 3 players on *Baseball America's* 15-player 2014 Minor League All-Star Team: C Blake Swihart, 2B Mookie Betts, and SP Henry Owens.



On May 28, the Red Sox welcomed back 31 uniformed members of the 2004 World Champion team. They were honored as part of pre-game ceremonies commemorating the 10th anniversary of the historic win that ended the team's 86-year championship drought.

2014 Statistical Summary, Continued

2014 Fielding Statistics

PLAYER	POS.	PCT.	G	GS	PO	A	E	TC	DP	TP
*Betts,M	2B	.955	14	14	25	38	3	66	7	0
	OF	.989	37	36	84	3	1	88	2	0
*Bogaerts,X	3B	.910	44	44	37	64	10	111	2	0
	SS	.975	99	98	138	256	10	404	54	0
*Bradley,J	OF	.997	125	111	304	13	1	318	8	0
*Brentz,B	OF	1.000	8	6	14	0	0	14	0	0
Brown,C	OF	1.000	1	0	1	0	0	1	0	0
*Butler,D	C	.977	7	5	41	2	1	44	0	0
*Castillo,R	OF	1.000	10	10	31	1	0	32	0	0
Carp,M	1B	1.000	20	13	115	11	0	126	10	0
	3B	.000	1	0	0	0	0	0	0	0
	OF	1.000	0	14	9	9	0	0	9	0
*Cecchini,G	3B	.952	9	7	7	13	1	21	2	0
Céspedes,Y	OF	.976	29	127	125	225	16	6	247	0
Craig,A	1B	1.000	17	15	131	14	0	145	12	0
	OF	1.000	13	9	20	0	0	20	0	0
Drew,S	SS	.989	39	38	66	107	2	175	34	0
Gomes,J	OF	.971	75	53	97	2	3	102	0	0
Hassan,A	OF	1.000	2	2	1	0	0	1	0	0
Herrera,J	1B	1.000	1	0	1	0	0	1	0	0
	2B	1.000	9	3	3	13	0	16	1	0
	3B	.947	14	8	4	14	1	19	0	0
	SS	1.000	16	13	14	38	0	52	13	0
*Holt,B	1B	.986	8	8	62	9	1	72	15	0
	2B	1.000	11	7	12	23	0	35	4	0
	3B	.945	39	37	30	73	6	109	5	0
	SS	1.000	12	11	14	41	0	55	6	0
	OF	1.000	44	42	80	1	0	81	0	0
Johnson,K	1B	1.000	5	4	32	4	0	36	3	0
	2B	.000	1	0	0	0	0	0	0	0
	3B	1.000	2	1	1	3	0	4	0	0
	OF	.000	1	0	0	0	0	0	0	0
Lavarnway,R	1B	1.000	6	2	23	3	0	26	0	0
Middlebrooks,W	1B	1.000	1	0	2	0	0	2	1	0
	3B	.972	62	57	38	99	4	141	9	0
Napoli,M	1B	.992	110	109	904	71	8	983	92	0
Nava,D	1B	.983	11	6	51	6	1	58	5	0
	OF	.984	100	88	178	9	3	190	1	0
Ortiz,D	1B	1.000	5	5	37	2	0	39	9	0
Pedroia,D	2B	.997	135	133	247	405	2	654	96	0
Pierzynski,A.J.	C	.994	64	60	464	28	3	495	2	0
*Rivero,C	3B	.833	3	1	1	4	1	6	0	0
Roberts,R	3B	.929	8	7	3	10	1	14	1	0
Ross,D	C	.983	50	47	381	27	7	415	3	0
Sizemore,G	OF	.990	51	48	100	3	1	104	1	0
*Vazquez,C	C	.987	54	50	338	32	5	375	4	0
Victorino,S	OF	1.000	30	30	56	1	0	57	0	0
Weeks,J	2B	1.000	6	5	7	14	0	21	1	0
	SS	1.000	3	2	3	8	0	11	2	0
PITCHER	POS.	PCT.	G	GS	PO	A	E	TC	DP	TP
Badenhop,B	P	.905	70	0	9	10	2	21	6	0
*Barnes,M	P	1.000	5	0	1	0	0	1	0	0
Breslow,C	P	1.000	60	0	3	4	0	7	0	0
Britton,D	P	1.000	7	0	0	1	0	1	0	0
Buchholz,C	P	.973	28	28	20	16	1	37	1	0
Capuano,C	P	1.000	28	0	1	4	0	5	0	0
Carp,M	P	.000	1	0	0	0	0	0	0	0
De La Rosa, R	P	.958	19	18	12	11	1	24	1	0
Doubront,F	P	.889	17	10	2	6	1	9	1	0
*Escobar,E	P	.000	2	0	0	0	0	0	0	0
*Hembree,H	P	1.000	6	0	1	0	0	1	0	0
Kelly,J	P	1.000	10	10	3	3	0	6	0	0
Lackey,J	P	1.000	21	21	6	10	0	16	0	0
*Layne,T	P	1.000	30	0	3	2	0	5	1	0
Lester,J	P	.889	21	21	4	12	2	18	1	0
Miller,A	P	.889	50	0	0	8	1	9	0	0
Mujica,E	P	.900	64	0	3	6	1	10	0	0
Peavy,J	P	.968	20	20	15	15	1	31	2	0
*Ranaudo,A	P	1.000	7	7	2	3	0	5	0	0
Tazawa,J	P	.700	71	0	1	6	3	10	2	0
Uehara,K	P	1.000	64	0	3	7	0	10	0	0
Webster,A	P	1.000	11	11	8	5	0	13	0	0
Wilson,A	P	1.000	18	0	3	3	0	6	0	0
Workman,B	P	.929	19	15	8	5	1	14	0	0
*Wright,S	P	1.000	6	1	2	4	0	6	1	0
*Rookie										

2014
in Review

2014 Statistical Summary, Continued

2014 Batting Profile

	AVG	G	AB	R	H	2B	3B	HR	RBI	SH	SF	HP	BB	SO	SB	CS	E	SLG	OBP
TOTAL	.256	162	5596	705	1434	264	16	211	681	35	36	62	401	1285	44	20	74	.422	.311
vs. LHP	.253		1421	163	359	73	4	56	154	9	7	15	106	328	10	4		.428	.310
vs.RHP	.257		4175	542	1075	191	12	155	527	26	29	47	295	957	34	16		.420	.312
HOME ROAD	AVG	G	AB	R	H	2B	3B	HR	RBI	SH	SF	HP	BB	SO	SB	CS	E	SLG	OBP
	.258	81	2731	341	705	123	7	107	325	19	12	34	199	614	20	10	33	.426	.315
	.254	81	2865	364	729	141	9	104	356	16	24	28	202	671	24	10	41	.419	.307
DAY NIGHT	AVG	G	AB	R	H	2B	3B	HR	RBI	SH	SF	HP	BB	SO	SB	CS	E	SLG	OBP
	.246	54	1865	216	459	84	10	52	206	10	14	18	143	422	17	3	21	.386	.304
	.261	108	3731	489	975	180	6	159	475	25	22	44	258	863	27	17	53	.441	.315
GRASS TURF	AVG	G	AB	R	H	2B	3B	HR	RBI	SH	SF	HP	BB	SO	SB	CS	E	SLG	OBP
	.259	144	4982	630	1292	235	14	185	607	33	31	55	341	1121	39	18	63	.424	.312
	.231	18	614	75	142	29	2	26	74	2	5	7	60	164	5	2	11	.412	.305
RUNNERS ON NONE ON RISP RISP/2 OUTS	AVG	G	AB	R	H	2B	3B	HR	RBI	SH	SF	HP	BB	SO	SB	CS	E	SLG	OBP
	.272	162	2257	586	615	103	9	92	562	35	36	36	183	513	44	20		.448	.332
	.245	162	3339	119	819	161	7	119	119	0	0	26	218	772	0	0		.405	.297
	.268	158	1200	467	322	52	5	46	443	16	36	18	125	275	16	4		.435	.337
	.244	156	582	182	142	22	2	20	172	0	0	5	66	139	8	0		.392	.326
INNINGS 1-6 INNINGS 7+	AVG	G	AB	R	H	2B	3B	HR	RBI	SH	SF	HP	BB	SO	SB	CS	E	SLG	OBP
	.258	162	3771	485	974	182	6	151	469	15	24	38	258	844	34	15		.430	.310
	.252	161	1825	220	460	82	10	60	212	20	12	24	143	441	10	5		.407	.313
DH	AVG	G	AB	R	H	2B	3B	HR	RBI	SH	SF	HP	BB	SO	SB	CS	E	SLG	OBP
	.278	152	597	75	166	27	3	26	90	1	3	5	45	135	1	2		.464	.332
VS. AL VS. NL	AVG	G	AB	R	H	2B	3B	HR	RBI	SH	SF	HP	BB	SO	SB	CS	E	SLG	OBP
	.252	142	4897	591	1234	232	15	171	570	24	34	53	353	1136	43	17		.410	.307
	.286	20	699	114	200	32	1	40	111	11	2	9	48	149	1	3		.506	.339
ATL BAL CHC CIN CLE CWS DET HOU KC LAA MIL MIN NYY OAK SEA PIT TB TEX TOR STL	AVG	G	AB	R	H	2B	3B	HR	RBI	SH	SF	HP	BB	SO	SB	CS	E	SLG	OBP
	.309	4	139	22	43	8	1	1	19	0	3	1	18	28	2	0	0	.403	.385
	.251	19	654	62	164	27	1	19	57	2	1	7	56	148	4	5	13	.382	.316
	.252	3	103	10	26	5	0	1	10	0	2	1	11	25	0	1	0	.330	.325
	.262	4	141	16	37	7	0	2	16	3	0	1	14	33	3	1	2	.355	.333
	.247	7	243	28	60	12	2	5	28	1	0	5	29	59	3	1	2	.374	.339
	.164	7	232	22	38	12	1	2	22	1	3	6	35	54	3	0	5	.250	.286
	.243	6	202	16	49	6	1	4	15	0	3	3	14	46	5	1	1	.342	.297
	.333	7	246	44	82	14	3	5	41	1	5	1	31	39	2	1	4	.476	.403
	.237	7	228	32	54	9	1	6	28	1	3	3	26	42	2	1	4	.364	.319
	.180	7	261	19	47	8	0	4	18	1	4	1	24	68	4	1	3	.257	.248
	.202	3	104	8	21	5	0	2	6	0	0	0	8	27	1	2	5	.308	.259
	.243	6	206	23	50	11	2	6	23	0	2	0	10	47	1	0	0	.403	.275
	.237	19	629	80	149	32	3	20	74	2	7	9	52	175	7	5	11	.393	.301
	.238	7	239	28	57	8	1	9	26	0	0	2	23	55	3	1	5	.393	.311
	.257	6	206	22	53	13	0	4	21	0	3	5	24	58	3	0	2	.379	.345
	.211	3	95	3	20	6	0	0	3	1	1	2	7	26	1	0	3	.274	.276
	.239	19	654	82	156	39	1	11	80	1	9	12	75	182	7	1	9	.352	.324
	.275	6	193	29	53	10	0	3	27	2	1	4	23	49	0	3	1	.373	.362
	.258	19	678	82	175	45	2	19	81	3	3	5	50	157	12	1	8	.414	.313
	.214	3	98	6	21	5	1	0	6	1	2	0	5	19	0	0	0	.286	.248

2014
in Review

2014 Statistical Summary, Continued

2014 Pitching Profile

	W-L	ERA	G	GS	CG	SHO	SV	IP	H	R	ER	HR	HB	BB	SO	WP	BK	AVG.
TOTALS	71-91	4.01	162	162	3	2	36	1465.2	1458	715	653	154	47	482	1213	51	5	.260
vs. LHB	---	---	---	---	---	---	---	---	700	---	---	77	22	257	558	25	5	.261
vs. RHB	---	---	---	---	---	---	---	---	758	---	---	77	25	225	655	26	5	.258
HOME ROAD	34-47 37-44	4.06 3.96	81 81	81 81	0 3	0 2	12 24	745.0 720.2	760 698	374 341	336 317	67 87	24 23	253 229	639 574	27 24	3	.265 .254
DAY NIGHT	W-L 51-65	ERA 4.08	G 46	GS 46	CG 1	SHO 2	SV 10	IP 423.1	H 405	R 194	ER 180	HR 37	HB 14	BB 137	SO 385	WP 13	BK 0	AVG. .252
GRASS TURF	63-79 51-65	3.98 4.08	142 116	142 116	2 1	1 0	33 26	1287.0 1042.1	1286 1053	623 521	569 473	138 117	36 33	422 345	1084 828	46 38	5	.261 .263
VS. AL VS. NL	62-80 9-11	4.00 4.05	142 20	142 20	3 0	2 0	30 6	1285.2 180.0	1269 189	629 86	572 81	133 21	45 2	422 60	1063 150	45 6	1	.258 .271
ATL	4-0	3.00	4	4	0	0	2	36.0	36	12	12	2	0	15	35	1	2	.261
BAL	8-11	4.16	19	19	0	0	5	171.0	178	85	79	16	4	49	161	3	0	.264
CHC	0-3	6.67	3	3	0	0	0	27.0	31	20	20	5	2	7	27	1	0	.295
CIN	4-0	2.77	4	4	0	0	3	39.0	30	12	12	3	0	14	24	0	0	.221
CLE	2-5	3.17	7	7	1	0	1	65.1	62	26	23	4	3	16	55	1	0	.248
CWS	4-3	2.88	7	7	0	0	2	68.2	61	26	22	8	1	16	74	1	0	.236
DET	1-5	4.85	6	6	0	0	1	52.0	68	30	28	8	0	14	35	1	0	.329
HOU	4-3	4.00	7	7	1	1	0	63.0	61	30	28	10	2	25	58	2	2	.251
KC	6-1	2.90	7	7	0	0	4	62.0	52	21	20	2	3	15	43	2	2	.224
LAA	2-5	3.00	7	7	0	0	2	72.0	63	26	24	3	4	28	60	5	0	.239
MIL	0-3	4.66	3	3	0	0	0	29.0	40	17	15	3	0	7	32	2	0	.317
MIN	4-2	2.77	6	6	0	0	2	55.1	46	18	17	5	1	19	51	2	0	.228
NY Yankees	7-12	4.52	19	19	0	0	4	165.1	178	99	83	24	1	63	123	7	0	.274
OAK	3-4	2.84	7	7	0	0	1	63.1	46	23	20	4	5	26	59	3	0	.202
SEA	1-5	7.27	6	6	0	0	1	52.0	62	44	42	8	2	20	43	4	2	.301
PIT	0-3	4.88	3	3	0	0	0	24.0	29	16	13	6	0	7	18	2	0	.293
TB	9-10	3.23	19	19	1	1	2	172.2	145	66	62	11	11	51	140	9	0	.227
TEX	4-2	4.25	6	6	0	0	2	53.0	54	26	25	4	1	15	51	1	2	.274
TOR	7-12	5.24	19	19	0	0	3	170.0	193	109	99	26	7	65	110	4	0	.288
STL	1-2	3.24	3	3	0	0	1	25.0	23	9	9	2	0	10	14	0	0	.247

2014
in Review

2014 Statistical Breakdown

2014 Major League Standings

A.L. EAST	W-L	PCT.	GB	GAMES	STREAK	HOME	ROAD	vs EAST	vs CENT	vs WEST	vs N.L.
* Baltimore	96-66	.593	-	4-6	W1	50-31	46-35	47-29	16-17	21-12	12-8
New York	84-78	.519	12.0	6-4	W1	43-38	41-40	37-39	19-16	15-16	13-7
Toronto	83-79	.512	13.0	6-4	L1	46-35	37-44	39-37	16-16	15-19	13-7
Tampa Bay	77-85	.475	19.0	3-7	L1	36-45	41-40	36-40	14-18	17-17	10-10
Boston	71-91	.438	25.0	5-5	L1	34-47	37-44	31-45	17-16	14-19	9-11

A.L. CENTRAL	W-L	PCT.	GB	GAMES	STREAK	HOME	ROAD	vs EAST	vs CENT	vs WEST	vs N.L.
* Detroit	90-72	.556	-	6-4	W1	45-36	45-36	17-15	43-33	18-16	12-8
y Kansas City	89-73	.549	1.0	6-4	W1	42-39	47-34	17-17	39-37	18-14	15-5
Cleveland	85-77	.525	5.0	6-4	W1	48-33	37-44	19-14	39-37	17-16	10-10
Chicago	73-89	.451	17.0	4-6	L1	40-41	33-48	16-18	33-43	13-19	11-9
Minnesota	70-92	.432	20.0	5-5	L1	35-46	35-46	14-18	36-40	11-23	9-11

A.L. WEST	W-L	PCT.	GB	GAMES	STREAK	HOME	ROAD	vs EAST	vs CENT	vs WEST	vs N.L.
* Los Angeles	98-64	.605	-	3-7	L3	52-29	46-35	19-14	24-9	43-33	12-8
y Oakland	88-74	.543	10.0	5-5	W1	48-33	40-41	20-12	17-17	38-38	13-7
Seattle	87-75	.537	11.0	5-5	W4	41-40	46-35	18-15	19-14	41-35	9-11
Houston	70-92	.432	28.0	3-7	L2	38-43	32-49	16-18	14-18	35-41	5-15
Texas	67-95	.414	31.0	7-3	L1	33-48	34-47	10-23	14-19	33-43	10-10

N.L. EAST	W-L	PCT.	GB	GAMES	STREAK	HOME	ROAD	vs EAST	vs CENT	vs WEST	vs A.L.
* Washington	96-66	.593	-	8-2	W2	51-30	45-36	45-31	17-16	24-9	10-10
Atlanta	79-83	.488	17.0	3-7	W2	42-39	37-44	40-36	20-13	12-21	7-13
New York	79-83	.488	17.0	6-4	W2	40-41	39-42	38-38	16-18	14-18	11-9
Miami	77-85	.475	19.0	3-7	L2	42-39	35-46	33-43	14-18	17-17	13-7
Philadelphia	73-89	.451	23.0	3-7	L2	37-44	36-45	34-42	15-18	17-16	7-13

N.L. CENTRAL	W-L	PCT.	GB	GAMES	STREAK	HOME	ROAD	vs EAST	vs CENT	vs WEST	vs A.L.
* St. Louis	90-72	.556	-	6-4	W1	51-30	39-42	17-16	45-31	20-13	8-12
y Pittsburgh	88-74	.543	2.0	6-4	L2	51-30	37-44	21-13	36-40	20-12	11-9
Milwaukee	82-80	.506	8.0	3-7	L1	42-39	40-41	15-19	36-40	20-12	11-9
Cincinnati	76-86	.469	14.0	5-5	W2	44-37	32-49	14-18	40-36	16-18	6-14
Chicago	73-89	.451	17.0	5-5	W1	41-40	32-49	16-16	33-43	15-19	9-11

N.L. WEST	W-L	PCT.	GB	GAMES	STREAK	HOME	ROAD	vs EAST	vs CENT	vs WEST	vs A.L.
* Los Angeles	94-68	.580	-	8-2	W5	45-36	49-32	18-14	15-19	50-26	11-9
y San Francisco	88-74	.543	6.0	4-6	W2	45-36	43-38	22-12	16-16	40-36	10-10
San Diego	77-85	.475	17.0	6-4	L2	48-33	29-52	17-17	18-14	33-43	9-11
Colorado	66-96	.407	28.0	5-5	L4	45-36	21-60	13-20	10-23	36-40	7-13
Arizona	64-98	.395	30.0	2-8	L1	33-48	31-50	11-21	15-19	31-45	7-13

* - Clinched Division Title
y - Clinched Playoff Berth

2014 Wild Card Standings

	W-L	PCT.	GB
Baltimore	96-66	.593	-
Detroit	90-72	.556	-
Los Angeles	98-64	.605	-

	W-L	PCT.	GB
z Kansas City	89-73	.549	-
z Oakland	88-74	.543	-
Seattle	87-75	.537	1
Cleveland	85-77	.525	3
New York	84-78	.519	4
Toronto	83-79	.512	5

	W-L	PCT.	GB
Washington	96-66	.593	-
St. Louis	90-72	.556	-
Los Angeles	94-68	.580	-

	W-L	PCT.	GB
Pittsburgh	88-74	.543	-
z San Francisco	88-74	.543	-
Milwaukee	82-80	.506	6
Atlanta	79-83	.488	9
New York	79-83	.488	9

z - Clinched Wild Card

2014
in Review

2014 Statistical Breakdown, Continued

Red Sox By Month

March/April (13-14), May (13-15), June (12-16), July (10-15), August (12-16), September (11-15)

Red Sox Record When...

Overall	71-91	AL East Standing.....	5th, 25.0 GB	At home.....	34-47
On road.....	37-44	In day games.....	20-26	In night games	51-65
vs. AL East.....	31-45	vs. AL Central.....	17-16	vs. AL West	14-19
vs. National League.....	9-11	vs. RH starter	49-64	vs. LH starter.....	22-27
Leading after 6 innings	52-9	Tied after 6 innings.....	11-10	Trailing after 6 innings.....	8-72
Leading after 7 innings.....	53-6	Tied after 7 innings.....	11-15	Trailing after 7 innings.....	7-70
Leading after 8 innings	56-2	Tied after 8 innings.....	12-17	Trailing after 8 innings.....	3-72
Red Sox score 1st.....	49-25	Opponent scores 1st	22-66	Shutouts	7-15
Scoring less than 3 runs.....	7-52	Scoring 3 or 4 runs.....	23-24	Scoring 5 or more runs	41-15
Red Sox Hit HR.....	44-44	Red Sox hit 0 HR.....	27-47	One-run games.....	28-28
Two-run games	11-16	Walk-offs	9-10	Extra innings (home)	5-5
Extra innings (road).....	5-6	Extra innings (total).....	10-11	Series openers	24-28
Series finales.....	22-30	Series W-L-T (home).....	9-13-4	Series W-L-T (road)	12-13-1
Series W-L-T (total).....	21-26-5	Series sweeps (home).....	5-8	Series sweeps (road).....	2-3
Series sweeps (total).....	7-11	Come-from-behind wins.....	30	Innings batting around.....	21
Games decided, last AB	20-23				

Runs By Innings	1	2	3	4	5	6	7	8	9	10+	TOTAL
Red Sox	64	64	98	63	74	85	68	49	46	23	634
Opponents	82	79	109	89	87	61	75	55	56	22	715

Pitching Breakdown

	W-L-SV	ERA	IP	H	R	ER	BB	SO	HR
Starters	50-64	4.36	970.1	977	514	470	335	761	109
Relievers	21-27-36	3.33	495.1	481	201	183	147	452	45

Catching Breakdown

	CS	SBA	CS%	PB	PICKOFFS
Butler	0	3	0.00%	2	0
Pierzynski	9	47	19.10%	5	0
Ross	8	40	20.00%	3	0
Vazquez	14	29	48.30%	8	3

Red Sox Manager Challenges

TOTAL	OVERTURNED	CONFIRMED	STOOD
34	18	7	9

Outfield Assists (37)

Jackie Bradley Jr.	13
Daniel Nava	9
Yoenis Céspedes.....	4
Mookie Betts.....	3
Grady Sizemore.....	3
Jonny Gomes.....	2
Rusney Castillo.....	1
Brock Holt.....	1
Shane Victorino.....	1

Ejections (14)

4/13/2014 at NYY (4th inning), John Farrell by 1B Umpire Bob Davidson
 5/1/2014 vs. TB (7th inning), Brian Butterfield by 1B Umpire Toby Basner
 5/25/2014 at TB (7th inning), Jonny Gomes by 3B Umpire Larry Vanover
 5/30/2014 vs. TB (1st inning), John Farrell by HP Umpire Dan Bellino
 5/30/2014 vs. TB (4th inning), Torey Lovullo by 3B Umpire Jeff Kellogg
 5/30/2014 vs. TB (6th inning), Brandon Workman by HP Umpire Dan Bellino
 5/30/2014 vs. TB (6th inning), Brian Butterfield by HP Umpire Dan Bellino
 6/1/2014 vs. TB (4th inning), Dustin Pedroia by HP Umpire D.J. Reyburn
 6/4/2014 at CLE (6th inning), A.J. Pierzynski by HP Umpire Quinn Wolcott
 7/6/2014 vs. BAL (7th inning), Brian Butterfield by 2B Umpire H. Wendelstedt
 8/10/2014 vs. LAA (8th inning), Mike Napoli by HP Umpire CB Bucknor
 8/17/2014 vs. HOU (2nd inning), John Farrell by 1B Umpire Doug Eddings
 8/23/2014 vs. SEA (8th inning), David Ross by 1B Umpire Vic Carapazza
 9/24/2014 vs. TB (9th inning), Yoenis Céspedes by HP Umpire Jeff Nelson

2014 Statistical Breakdown, Continued

Starts By Batting Order (Total, Red Sox W-L)

1st: Betts (22, 9-13), Gomes (4, 3-1), Holt (93, 42-51), Nava (6, 2-4), Pedroia (26, 12-14), Sizemore (10, 3-7), Victorino (1, 0-1)
2nd: Betts (4, 2-2), Bogaerts (49, 25-24), Holt (1, 0-1), Nava (18, 7-11), Pedroia (66, 28-38), Sizemore (2, 0-2), Victorino (21, 9-12), Weeks (1, 0-1)
3rd: Céspedes (10, 5-5), Napoli (1, 0-1), Nava (8, 5-3), Ortiz (101, 41-60), Pedroia (41, 19-22), Pierzynski (1, 1-0)
4th: Carp (4, 2-2), Céspedes (39, 17-22), Craig (4, 0-4), Gomes (3, 1-2), Napoli (75, 32-43), Ortiz (35, 18-17), Pierzynski (2, 1-1)
5th: Bogaerts (6, 2-4), Carp (11, 4-7), Cecchini (2, 0-2), Craig (12, 7-5), Gomes (32, 16-16), Johnson (3, 2-1), Middlebrooks (2, 1-1), Napoli (39, 18-21), Nava (29, 9-20), Pierzynski (10, 3-7), Sizemore (15, 8-7), Victorino (1, 1-0)
6th: Betts (1, 1-0), Bogaerts (39, 16-23), Bradley (2, 2-0), Carp (3, 1-2), Castillo (5, 1-4), Cecchini (3, 3-0), Craig (8, 2-6), Drew (9, 2-7), Gomes (11, 4-7), Hassan (1, 1-0), Johnson (2, 0-2), Middlebrooks (8, 2-6), Napoli (1, 0-1), Nava (28, 17-11), Pierzynski (24, 10-14), Ross (2, 2-0), Sizemore (8, 5-3), Vazquez (1, 0-1), Victorino (6, 2-4)
7th: Betts (4, 2-2), Bogaerts (37, 13-24), Bradley (11, 5-6), Brentz (2, 0-2), Carp (3, 1-2), Castillo (5, 4-1), Cecchini (2, 1-1), Craig (1, 1-0), Drew (16, 7-9), Gomes (3, 1-2), Hassan (1, 0-1), Herrera (2, 1-1), Holt (3, 1-2), Lavarnway (1, 1-0), Middlebrooks (19, 11-8), Nava (4, 3-1), Pierzynski (22, 8-14), Rivero (1, 0-1), Roberts (4, 2-2), Ross (8, 4-4), Sizemore (9, 3-6), Vazquez (3, 2-1), Victorino (1, 0-1)
8th: Betts (15, 5-10), Bogaerts (9, 3-6), Bradley (32, 12-20), Brentz (3, 3-0), Butler (2, 1-1), Cecchini (1, 1-0), Drew (13, 6-7), Herrera (12, 5-7), Holt (4, 1-3), Lavarnway (1, 0-1), Middlebrooks (25, 11-14), Nava (2, 1-1), Pierzynski (6, 3-3), Roberts (3, 2-1), Ross (20, 12-8), Sizemore (4, 2-2), Vazquez (9, 3-6), Weeks (1, 0-1)
9th: Betts (4, 1-3), Bogaerts (2, 0-2), Bradley (66, 32-34), Brentz (1, 1-0), Buchholz (2, 1-1), Butler (3, 1-2), De La Rosa (1, 0-1), Herrera (10, 5-5), Holt (4, 1-3), Kelly (2, 2-0), Lester (1, 1-0), Middlebrooks (3, 1-2), Ranaudo (2, 1-1), Ross (17, 4-13), Vazquez (37, 18-19), Weeks (5, 2-3), Workman (2, 0-2)

Starts By Position (Total, Red Sox W-L)

C: Butler (5, 2-3), Pierzynski (60, 24-36), Ross (47, 22-25), Vazquez (50, 23-27)
1B: Carp (13, 6-7), Craig (15, 8-7), Holt (8, 2-6), Johnson (4, 1-3), Lavarnway (2, 1-1), Napoli (109, 47-62), Nava (6, 3-3), Ortiz (5, 3-2)
2B: Betts (14, 6-8), Herrera (3, 1-2), Holt (7, 3-4), Pedroia (133, 59-74), Weeks (5, 2-3)
SS: Bogaerts (98, 43-55), Drew (38, 15-23), Herrera (13, 7-6), Holt (11, 6-5) Weeks (2, 0-2)
3B: Bogaerts (44, 16-28), Cecchini (7, 4-3), Herrera (8, 3-5), Holt (37, 17-20), Johnson (1, 1-0), Middlebrooks (57, 26-31), Rivero (1, 0-1), Roberts (7, 4-3)
BF: Brentz (5, 3-2), Carp (8, 2-6), Céspedes (43, 19-24), Craig (1, 1-0), Gomes (45, 21-24), Holt (7, 4-3), Nava (31, 12-19), Sizemore (22, 9-13)
CF: Betts (28, 9-19), Bradley (105, 49-56), Castillo (10, 5-5), Holt (7, 3-4), Sizemore (12, 5-7)
RF: Betts (8, 5-3), Bradley (6, 2-4), Brentz (1, 1-0), Craig (8, 1-7), Gomes (8, 4-4), Hassan (2, 1-1), Holt (28, 10-18), Nava (57, 28-29), Sizemore (14, 7-7), Victorino (30, 12-18)
DH: Cecchini (1, 1-0), Céspedes (6, 3-3), Craig (1, 0-1), Napoli (7, 3-4), Nava (1, 1-0), Ortiz (131, 56-75), Pierzynski (5, 2-3)

Miscellaneous Team Statistics

	HOME	ROAD	TOTAL
vs. Baltimore	3-7	5-4	8-11
vs. New York	3-6	4-6	7-12
vs. Tampa Bay	6-3	3-7	9-10
vs. Toronto	2-7	5-5	7-12
Totals vs. East	14-23	17-22	31-45
	HOME	ROAD	TOTAL
vs. Cleveland	2-22	0-3	2-5
vs. Chicago	2-2	2-1	4-3
vs. Detroit	0-3	1-2	1-5
vs. Kansas City	3-0	3-1	6-1
vs. Minnesota	3-0	1-2	4-2
Totals vs. Central	10-7	7-9	17-16
	HOME	ROAD	TOTAL
vs. Houston	2-2	2-1	4-3
vs. Los Angeles	0-4	2-1	2-5
vs. Oakland	2-1	1-3	3-4
vs. Seattle	0-3	1-2	1-5
vs. Texas	2-1	2-1	4-2
Totals vs. West	6-11	8-8	14-19
	HOME	ROAD	TOTAL
Totals vs. AL	30-41	32-29	62-80
	HOME	ROAD	TOTAL
vs. Atlanta	2-0	2-0	4-0
vs. Chicago	0-3	0-0	0-3
vs. Cincinnati	2-0	2-0	4-0
vs. Milwaukee	0-3	0-0	0-3
vs. Pittsburgh	0-0	0-3	0-3
vs. St. Louis	0-0	1-2	1-2
Totals vs. NL	4-6	5-5	9-11
Overall Totals	34-47	37-44	71-91

Double Plays	155	161		
Triple Plays	0	0		
Left on Base	1168	1119		
Grand Slam HR	5	1		
Home Runs - Home	49	67		
Home Runs - Road	74	87		
	HOME	ROAD	TOTAL	
Shutouts	4-6	3-9	7-15	
SO - Individual	0-0	2-0	2-0	
Extra Innings	5-5	5-6	10-11	
One-Run Decisions	16-13	12-15	28-28	
Two-Run Decision	2-10	9-6	11-16	
vs. LH Starters	11-4	11-13	22-27	
vs. RH Starters	23-33	26-31	49-64	
Grass Fields	34-47	29-32	63-79	
Artificial Turf	0-0	8-12	8-12	
Day Games	9-16	11-10	20-26	
Night Games	25-31	26-34	51-65	
	W-L	WON	LOST	SPLIT
Starters	50-64			
Relievers	21-27			
Streaks	7-10			
Doubleheaders (Home)	0	1	1	
Doubleheaders (Road)	0	0	0	
	ATTENDANCE	AVG		
Home	2,956,089 (81 Dates)	36,495		
Road	2,581,250 (81 Dates)	31,867		

2014
in Review

2014 Home Run Notes

2014 Home Run Breakdown

Homers at Home: 49	Solo Homers: 64	3-Run Homers: 18
Homers on the Road: 74	2-Run Homers: 36	Grand Slams: 5

2-Home Run Games By Red Sox (6 In 2014)

David Ortiz, 5/13/14 at MIN	David Ortiz, 8/16/14 vs. HOU
David Ortiz, 5/14/14 at MIN	David Ortiz, 9/4/14 at NYY
David Ortiz, 7/21/14 at TOR	David Ortiz, 9/19/14 at BAL

3-Home Run Games By Red Sox (0 In 2014)

Last: Will Middlebrooks, 4/7/13 at TOR

Pinch-Hit Home Runs By Red Sox (2 In 2014)

Jonny Gomes, 5/25/14 at TB off Joel Peralta
Jonny Gomes, 7/18/14 vs. KC off Scott Downs

Grand Slams By Red Sox (5 In 2014)

A.J. Pierzynski, 4/26/14 at TOR off Chad Jenkins	Mookie Betts, 8/29/14 at TB off Chris Archer
Dustin Pedroia, 5/2/14 vs. OAK off Ryan Cook	Daniel Nava, 9/14/14 at KC off Aaron Crow
Jonny Gomes, 5/3/14 vs. OAK off Tommy Milone	

First-Inning Leadoff Home Runs By Red Sox (2 In 2014)

Brock Holt, 7/13/14 at HOU off Brad Peacock
Mookie Betts, 9/21/14 at BAL off Miguel Gonzalez

Walk-Off Home Runs (1 In 2014)

Mike Napoli, 6/18/14 vs. MIN off Casey Fien (10th)

Inside-The-Park Home Runs By Red Sox (0 In 2014)

Last: Jacoby Ellsbury, 9/19/11 vs. BAL (G2) off Jeremy Accardo

Inside-The-Park Home Runs At Fenway Park (0 In 2014)

Last: Jacoby Ellsbury, 9/19/11 vs. BAL (G2) off Jeremy Accardo

Back-To-Back Home Runs By Red Sox (5 In 2014)

David Ortiz and Mike Napoli, 4/22/14 vs. NYY (4th)	David Ortiz and Mike Napoli, 7/21/14 at TOR (5th)
A.J. Pierzynski and Will Middlebrooks, 4/26/14 at TOR (3rd)	David Ortiz and Yoenis Céspedes, 9/19/14 at BAL (4th)
David Ortiz and Mike Napoli, 6/18/14 vs. MIN (10th)	

Back-To-Back-To-Back Home Runs (0 In 2014)

Last: David Ortiz, Josh Reddick and Jarrod Saltalamacchia, 7/7/11 vs. BAL (7th)

Walk-Off Wins (9)

4/20/2014 vs. BAL (9th inning), throwing error by BAL (LF David Lough)
5/6/2014 vs. CIN (12th inning), Grady Sizemore, RBI single
5/29/2014 vs. ATL (9th inning), Xander Bogaerts, RBI single
5/30/2014 vs. TB (10th inning), A.J. Pierzynski, RBI triple
6/18/2014 vs. MIN (10th inning), Mike Napoli, solo home run
7/5/2014 vs. BAL (9th inning, gm. 1), Jonathan Herrera, RBI single
7/9/2014 vs. CWS (9th inning), Brock Holt, RBI single
7/10/2014 vs. CWS (10th inning), Mike Carp, RBI single
9/5/2014 vs. TOR (10th inning), Yoenis Céspedes, RBI single

2014 Highs and Lows

Team Batting

Most runs, game	14, 7/21 at TOR
Most runs, inning	8, 9/27 vs. NYY (2nd)
Most hits, game (9 innings)	18, 7/21 at TOR
Most hits, game (extra innings)	17, 9/5 vs. TOR
Most hits, inning	7, 2 times, last 9/27 vs. NYY (2nd)
Consecutive hits, inning	5, 2 times, last 7/21 at TOR (3rd)
Fewest hits, game	1, 3 times, last 8/30 at TB
Most doubles, game	7, 4/25 at TOR
Most triples, game	2, 2 times, last 7/11 at HOU
Most home runs, game	4, 7/21 at TOR
Most home runs, inning	2, 6 times, last 9/2 at NYY
Most stolen bases, game	4, 8/25 at TOR
Most walks, game (9 innings)	10, 5/1 vs. TB
Most walks, game (extra innings)	15, 4/16 at CWS
Most strikeouts, game (9 innings)	15, 9/28 vs. NYY
Most strikeouts, game (extra innings)	18, 8/9 at LAA
Most hit by pitch, game	3, 5/30 vs. TB
Most left on base (9 innings)	15, 8/24 vs. SEA
Most left on base (extra innings)	16, 4/16 at CWS

Individual Batting

Most hits	5, Holt, 7/13 at HOU
Most runs	3, 6 times, last Holt, 8/26 at TOR
Most doubles	4, Holt, 6/1 vs. TB
Most triples	1, 21 times, last Céspedes, 9/11 at KC
Most home runs	2, 6 times, last Ortiz, 9/19 at BAL
Most extra-base hits	4, Holt, 6/1 vs. TB
Most total bases	10, 3 times, last Ortiz, 8/16 vs. HOU
Most RBI	6, Ortiz, 8/16 vs. HOU
Most stolen bases	2, 2 times, last Holt, 8/25 at TOR
Most walks	3, 4 times, last Nava, 6/15 vs. MIN
Most strikeouts	4, 9 times, last Craig, 9/3 at NYY
Longest hitting streak	12, Holt (8/6-8/18)

Team Pitching

Most strikeouts (9 innings)	16, 5/3 vs. OAK
Most strikeouts (extra innings)	18, 4/5 vs. MIL
Most walks (9 innings)	12, 4/24 vs. NYY
Most walks, (extra innings)	7, 8/9 at LAA
Fewest walks	0, 13 times, last 8/31 at TB
Most runs allowed, game	16, 7/2 vs. CHC
Most runs allowed, inning	9, 7/28 vs. TOR
Most hits allowed, game (9 innings)	19, 7/2 vs. CHC
Most hits allowed, game (extra inning)	19, 4/5 vs. MIL
Fewest hits allowed, game	2, 6/10 at BAL
Most hits allowed, inning	7, 3 times, last 8/23 vs. SEA
Most home runs allowed, game	5, 4/12 at NYY
Most consecutive scoreless inn.	17.0, 7/19 (4th)-7/21 (2nd)

Individual Pitching

Most innings pitched, starter	9.0, 3 times, last Buchholz, 8/31 at TB
Fewest innings pitched, starter	2.1, Buchholz, 4/21 vs. BAL
Most innings pitched, reliever	5.0, Wright, 9/7 vs. TOR
Most strikeouts, starter	15, Lester, 5/3 vs. OAK
Most strikeouts, reliever	6, 2 times, last Wright, 9/20 at BAL
Most walks allowed	8, Buchholz, 5/26 at ATL
Longest winning streak	4, Lester, 6/12-7/20
Longest losing streak	9, 2 times, last Workman, 6/27-present
Most consecutive scoreless inn. starter	18.0, Lester, 7/10 (2nd)-7/26 (4th)
Most consecutive scoreless inn. reliever	21.0, Uehara, 5/3-6/16
Most runs allowed	8, Lester, 4/22 vs. NYY
Most earned runs allowed	7, 4 times, last Kelly, 8/17 vs. HOU
Most hits allowed	13, Buchholz, 4/5 vs. MIL
Fewest hits allowed, CG	3, 2 times, last Buchholz, 8/31 at TB
Most home runs allowed	4, Lackey, 4/12 at NYY
Most pitches thrown	122, Lester, 4/27 at TOR

Miscellaneous Team

Longest winning streak	7, 5/26-6/1
Longest losing streak	10, 5/15-5/25
Most games over .500	1, 4 times, last 5/14 at MIN (20-19)
Most games under .500	21, 3 times, last 9/24 vs. TB (68-89)
Longest game, innings	19, 8/9 at LAA
Longest game, time (9 innings)	4:19, 7/2 vs. CHC
Longest game, time (extra innings)	6:31, 8/9 at LAA
Shortest game, time	2:21, 6/9 at BAL
Largest crowd, Fenway Park	38,275, 7/29 vs. TOR
Smallest crowd, Fenway Park	33,465, 5/1 vs. TB (gm. 2)
Largest crowd, road	48,572, 4/12 at NYY
Smallest crowd, road	10,543, 9/1 at TB
Largest winning margin	13, 7/21 at HOU
Largest losing margin	13, 7/28 vs. TOR
Largest deficit overcome to win	5, 2 times, last 5/26 at ATL
Largest lead relinquished to lose	5, 5/24 at TB
Most double plays turned	4, 6/6 at DET
Most errors	5, 4/24 vs. NYY
Most errors by an opponent	3, 6 times, last 9/27 vs. NYY
Most stolen bases by an opponent	3, 3 times, Last 7/22 at OAK

The Last Time The Sox

Individual Batting

5 hits in a game	Brock Holt, 7/13/14 at HOU
6 hits in a game	Nomar Garciaparra, 6/21/03 at PHI (13 innings)
6 RBI in a game	David Ortiz, 5/18/13 at MIN
7 or more RBI in a game	Will Middlebrooks (7), 9/25/13 at COL
10 RBI in a game (ties club record)	Nomar Garciaparra, 5/10/99 vs. SEA
3 home runs in a game	Will Middlebrooks, 4/7/13 at TOR
Game-ending home run	Mike Napoli, 6/18/14 vs. MIN (9th inning)
Pinch-hit grand slam	Mike Carp, 9/11/13 at TB
2 grand slams in a game	Bill Mueller, 7/29/03 at TEX
Home run in 1st ML game	Daniel Nava, 6/12/10 vs. PHI (grand slam)
HR in 1st Red Sox PA	Daniel Nava, 6/12/10 vs. PHI (grand slam)
Grand Slam in 1st Red Sox PA	Daniel Nava, 6/12/10 vs. PHI
Inside-the-park home run	Jacoby Ellsbury, 9/19 /11 vs. BAL (Game 2)
Homered from both sides of the plate	Victor Martinez, 5/17/10 at NYY
Pitcher collected a hit	Joe Kelly, 8/12/14, 1B off Mat Latos
Pitcher hit a home run	Josh Beckett, 6/14/09 at PHI off J.A. Happ
Hit for the cycle	John Valentin, 6/6/96 vs. CWS
Hitting streak of at least 30 games	Nomar Garciaparra (30), 7/26-8/29/97
Hitting streak of at least 20 games	David Ortiz (27), 7/12-12-5/7/13
Single-season hit streak of at least 20 G	Dustin Pedroia (25), 6/29-7/28/11
Straight steal of home	Jacoby Ellsbury, 4/26/09 vs. NYY
Steal of home on double steal	Mike Napoli, 6/22/14 at OAK
5 steals in a game (club record)	Jacoby Ellsbury, 5/30/13 at PHI

Individual Pitching

No-hitter	Jon Lester, 5/19/08 vs. KC (W, 7-0)
One-hitter	Jon Lester, 5/10/13 vs. TOR (W, 5-0)
15 or more strikeouts in a game	Jon Lester (15), 5/3/14 vs. OAK
Position player pitched	Mike Carp, 4/25/14 vs. NYY
Pitcher played another defensive position	Javier Lopez (RF), 4/30/09 at TB

Team

Walk-off win	9/5/14 vs. TOR (9-8 in 10 innings)
Scored 20 runs in a game	9/4/13 vs. DET (20)
Had 20 hits in a game	6/25/13 vs. COL (9 innings)
Scored 10 runs in an inning	6/20/11 vs. SD (10 runs in 7th inning)
Hit 8 home runs in a game (club record)	2 times, last 9/4/13 vs. DET
Hit 7 home runs in a game	7/4/03 at NYY
Hit 4 consec. HR (club & MLB record)	4/22/07 vs. NYY (3rd inning): Manny Ramirez, J.D. Drew, Mike Lowell & Jason Varitek
Hit game-ending HR in back-to-back games	5/10-11/05 vs. OAK: 5/10 (9th inning, Kevin Millar off Octavio Dotel), 5/11 (9th inning, Jason Varitek off Octavio Dotel)
Turned a triple play	8/16/11 vs. TB (4th inning, G2): 3B Jed Lowrie to 2B Dustin Pedroia to 1B Adrian Gonzalez
Hit into a triple play	8/6/01 vs. TEX (4th inning, Scott Hatteberg)
Back-to-back 1-0 wins	7/18-19/06 vs. KC

2014
in Review

2014 Transactions

DATE	TRANSACTIONS
Feb. 22	LHP Chris Capuano signed to a one-year contract through the 2014 season...RHP Ryan Dempster placed on the restricted list.
March 13	RHPs Anthony Ranaudo and Alex Wilson, INF Garin Cecchini, OF Bryce Brentz and OF/1B Alex Hassan optioned to Triple-A Pawtucket...RHPs Matt Barnes, Miguel Celestino, and Noe Ramirez, LHP Henry Owens, C Blake Swihart, and INFs Heiker Meneses and Travis Shaw reassigned to minor league camp.
March 17	RHP Allen Webster and C Christian Vazquez optioned to Triple-A Pawtucket...SS Deven Carrero reassigned to minor league camp.
March 20	RHP Rubby De La Rosa and INF Brock Holt optioned to Triple-A Pawtucket...INF Brandon Snyder reassigned to minor league camp.
March 23	C Dan Butler optioned to Triple-A Pawtucket...RHPs John Ely and Dalier Hinojosa, and LHP Rich Hill reassigned to minor league camp...LHP Jose Mijares released.
March 27	LHP Craig Breslow placed on the 15-day DL (retro to March 21)...RHP Steven Wright placed on the 15-day DL (retro to March 21).
March 28	OF Jackie Bradley Jr., LHP Drake Britton, and 1B/C Ryan Lavanrway optioned to Triple-A Pawtucket.
March 29	LHP Tommy Lane, RHP Brayan Villarreal, OF Corey Brown, and INF Mike McCoy reassigned to minor league camp...RHP Francisco Cordero released.
March 31	OF Shane Victorino placed on the 15-day DL (retro to March 30)...OF Jackie Bradley Jr. recalled from Triple-A Pawtucket.
April 6	3B Will Middlebrooks placed on the 15-day DL (retro to April 5)...INF Brock Holt recalled from Triple-A Pawtucket.
April 7	INF Ryan Roberts signed as a free agent and added to the active major league roster...INF Brock Holt optioned to Triple-A Pawtucket...RHP Steven Wright transferred to the 60-day DL.
April 9	LHP Craig Breslow activated from 15-day DL...RHP Brandon Workman optioned to Triple-A Pawtucket (4/8).
April 18	INF Brock Holt recalled from Triple-A Pawtucket...INF Ryan Roberts designated for assignment.
April 23	RHP Alex Wilson recalled from Triple-A Pawtucket...OF Daniel Nava optioned to Triple-A Pawtucket (4/22).
April 24	OF Shane Victorino activated from 15-day DL...RHP Alex Wilson optioned to Triple-A Pawtucket (4/23).
April 25	3B Will Middlebrooks activated from 15-day DL...INF Brock Holt optioned to Triple-A Pawtucket (4/24).
May 1	LHP Drake Britton recalled from Triple-A Pawtucket as 26th man for game 2 of the team's doubleheader against the Rays...Britton was optioned to Triple-A Pawtucket at the conclusion of the game.
May 17	3B Will Middlebrooks placed on 15-day DL...INF Brock Holt recalled from Triple-A Pawtucket.
May 21	SS Stephen Drew signed to one-year contract through the 2014 season...LHP Felix Doubront placed on 15-day DL.
May 23	RHP Alex Wilson recalled from Triple-A Pawtucket...SS Stephen Drew optioned to Single-A Greenville.
May 24	OF Daniel Nava recalled from Triple-A Pawtucket...OF Shane Victorino placed on 15-day DL.
May 25	RHP Brandon Workman recalled from Triple-A Pawtucket...1B Mike Napoli placed on 15-day DL.
May 26	1B/C Ryan Lavanrway recalled from Triple-A Pawtucket...RHP Alex Wilson optioned to Triple-A Pawtucket (May 25).
May 29	RHP Clay Buchholz placed on 15-day DL...RHP Alex Wilson recalled from Triple-A Pawtucket.
May 30	1B/C Ryan Lavanrway placed on 15-day DL...OF/1B Alex Hassan recalled from Triple-A Pawtucket.
May 31	RHP Rubby De La Rosa recalled from Triple-A Pawtucket...OF Daniel Nava optioned to Triple-A Pawtucket.
June 1	INF/OF Garin Cecchini recalled from Triple-A Pawtucket...RHP Alex Wilson optioned to Triple-A Pawtucket (May 31).
June 2	SS Stephen Drew recalled from Triple-A Pawtucket...INF/OF Garin Cecchini optioned to Triple-A Pawtucket (June 1)...1B/OF Mike Carp placed on 15-day DL...OF Daniel Nava recalled from Triple-A Pawtucket.
June 4	RHP Steven Wright activated from 60-day DL and optioned to Triple-A Pawtucket following the game...1B/C Ryan Lavanrway transferred to 60-day DL.
June 8	1B Mike Napoli activated from 15-day DL...OF/1B Alex Hassan optioned to Triple-A Pawtucket.
June 17	INF/OF Garin Cecchini recalled from Triple-A Pawtucket...OF Grady Sizemore designated for assignment.
June 18	OF Grady Sizemore released from roster...RHP Brandon Workman began serving 6-game suspension.
June 20	LHP Felix Doubront activated from 15-day DL...INF/OF Garin Cecchini optioned to Triple-A Pawtucket.
June 25	RHP Clay Buchholz activated from 15-day DL...LHP Chris Capuano designated for assignment.
June 28	INF/OF Mookie Betts selected to active roster from Triple-A Pawtucket...RHP Rubby De La Rosa optioned to Triple-A Pawtucket.
July 1	LHP Chris Capuano released from roster.
July 5	LHP Tommy Layne selected to active roster, optioned to Triple-A Pawtucket, and recalled from Triple-A Pawtucket as 26th man for game 2 of the team's doubleheader against the Rays...Layne was optioned to Triple-A Pawtucket at the conclusion of the game.
July 7	1B/OF Mike Carp activated from 15-day DL...INF Jonathan Herrera optioned to Triple-A Pawtucket.
July 9	RHP Rubby De La Rosa recalled from Triple-A Pawtucket...RHP Brandon Workman optioned to Triple-A Pawtucket (7/8)...C Christian Vazquez recalled from Triple-A Pawtucket...C A.J. Pierzynski designated for assignment.
July 16	C A.J. Pierzynski released from roster.
July 19	OF Shane Victorino activated from 15-day DL...INF/OF Mookie Betts optioned to Triple-A Pawtucket.
July 26	LHP Edwin Escobar and RHP Heath Hembree acquired from SF for RHP Jake Peavy and cash considerations...RHP Allen Webster recalled from Triple-A Pawtucket.
July 30	RHP Brandon Workman recalled from Triple-A Pawtucket...LHP Felix Doubront traded to CHC for a player to be named later.
July 31	OF Yoenis Céspedes and a 2015 competitive balance draft pick acquired from OAK for LHP Jon Lester, OF Jonny Gomes, and cash considerations...OF/1B Allen Craig and RHP Joe Kelly acquired from STL for RHP John Lackey, minor league LHP Corey Littrell, and cash considerations...Minor league LHP Eduardo Rodriguez acquired from BAL for LHP Andrew Miller...INF/OF Kelly Johnson acquired from NYY for SS Stephen Drew and cash considerations.
August 1	OF Yoenis Céspedes and OF/1B Allen Craig added to the active ML roster...OF/INF Mookie Betts, LHP Tommy Layne, RHP Anthony Ranaudo, and RHP Alex Wilson recalled from Triple-A Pawtucket...3B Will Middlebrooks activated from 15-day DL...OF Shane Victorino placed on the 15-day DL...1B/OF Mike Carp designated for assignment.
August 2	RHP Joe Kelly added to the active ML roster...RHP Anthony Ranaudo optioned to Triple-A Pawtucket (8/1)...C David Ross placed on 15-day DL...C Dan Butler recalled from Triple-A Pawtucket.
August 3	OF/1B Mike Carp claimed off waivers and assigned to TEX...RHP Steven Wright recalled from Triple-A Pawtucket...RHP Alex Wilson optioned to Triple-A Pawtucket.
August 5	OF/1B Allen Craig placed on 15-day DL...OF Corey Brown selected to active ML roster from Triple-A Pawtucket...RHP Heath Hembree recalled from Triple-A Pawtucket...RHP Steven Wright optioned to Triple-A Pawtucket (8/3).
August 7	INF/OF Kelly Johnson activated from 15-day DL...OF/INF Mookie Betts optioned to Triple-A Pawtucket (8/6).
August 10	LHP Edwin Escobar recalled from Triple-A Pawtucket...RHP Heath Hembree optioned to Triple-A Pawtucket (8/9).
August 12	RHP Anthony Ranaudo recalled from Triple-A Pawtucket...LHP Edwin Escobar optioned to Triple-A Pawtucket (8/11).

2014 Transactions, Continued

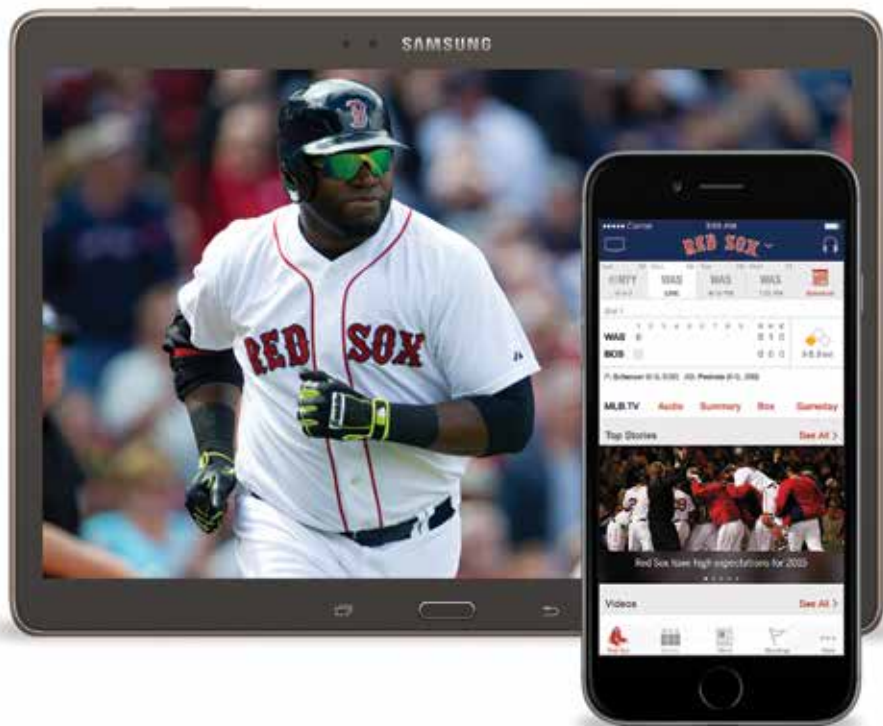
DATE	TRANSACTIONS
August 14	RHP Alex Wilson recalled from Triple-A Pawtucket...RHP Anthony Ranaudo optioned to Triple-A Pawtucket (8/13)...1B/C Ryan Lavarney activated from 60-day DL and optioned to Triple-A Pawtucket.
August 17	RHP Steven Wright recalled from Triple-A Pawtucket...OF Corey Brown designated for assignment.
August 18	OF/INF Mookie Betts recalled from Triple-A Pawtucket...OF Jackie Bradley Jr. optioned to Triple-A Pawtucket (8/17).
August 20	C David Ross activated from 15-day DL...C Dan Butler optioned to Triple-A Pawtucket (8/19)...OF/1B Alex Hassan recalled from Triple-A Pawtucket...RHP Steven Wright optioned to Triple-A Pawtucket.
August 21	OF/1B Allen Craig activated from 15-day DL...OF/1B Alex Hassan optioned to Triple-A Pawtucket.
August 23	OF Rusney Castillo signed to 7-year contract through 2020 season.
August 24	RHP Heath Hembree recalled from Triple-A Pawtucket...RHP Brandon Workman optioned to Triple-A Pawtucket.
August 25	SS Xander Bogaerts placed on 7-day concussion DL...INF Carlos Rivera selected to active ML roster from Triple-A Pawtucket.
August 27	LHP Edwin Escobar recalled from Triple-A Pawtucket...RHP Heath Hembree optioned to Triple-A Pawtucket.
August 29	RHP Anthony Ranaudo recalled from Triple-A Pawtucket...LHP Edwin Escobar optioned to Triple-A Pawtucket (8/28).
August 30	SS Xander Bogaerts activated from 7-Day DL...RHP Anthony Ranaudo optioned to Single-A Greenville...INF/OF Jemile Weeks and minor league INF Ivan De Jesus Jr. acquired from BAL in exchange for INF/OF Kelly Johnson and minor league 3B Michael Almanzar.
August 31	INF/OF Jemile Weeks added to active major league roster.
Sept. 1	RHP Steven Wright recalled from Triple-A Pawtucket.
Sept. 2	C Dan Butler recalled from Triple-A Pawtucket...RHP Anthony Ranaudo recalled from Single-A Greenville.
Sept. 3	RHP Brandon Workman recalled from Triple-A Pawtucket.
Sept. 5	OF Jackie Bradley Jr. and LHP Drake Britton recalled from Triple-A Pawtucket.
Sept. 8	RHP Matt Barnes selected to active ML roster from Triple-A Pawtucket.
Sept. 17	OF Bryce Brentz, OF Rusney Castillo, INF/OF Garin Cecchini, LHP Edwin Escobar, RHP Heath Hembree and 1B/C Ryan Lavarney recalled from Triple-A Pawtucket.

2014 Disabled List

PLAYER	INJURY	ON DL (Retro)	REINSTATED	GMS MISSED
Craig Breslow	Mild left shoulder strain	March 27 (March 21)	April 9	8 (3-5)
Steven Wright	Recovery right sports hernia surgery (60-day)	March 27 (March 21)	June 4	59 (27-32)
Shane Victorino	Right hamstring strain	March 31 (March 30)	April 24	22 (10-12)
Will Middlebrooks	Right calf strain	April 6 (April 5)	April 25	19 (8-11)
Will Middlebrooks	Fractured right index finger	May 17	August 1	67 (28-39)
Felix Doubront	Left shoulder strain	May 21	June 20	29 (14-15)
Shane Victorino	Right hamstring strain	May 24	July 19	49 (24-25)
Mike Napoli	Left fourth finger sprain	May 25 (May 24)	June 9	14 (7-7)
Clay Buchholz	Hyperextended left knee	May 28 (May 27)	June 25	28 (14-14)
Ryan Lavarney	Left hamate fracture (60-day)	May 30	August 14	66 (30-36)
Mike Carp	Fourth metatarsal fracture of right foot	June 2 (June 1)	July 7	33 (13-20)
Kelly Johnson	Strained left groin	July 23 *began with NYY	August 7	5 (2-3) *with BOS
Shane Victorino	Lower back strain	August 1 (July 31)	---	54 (23-31)
David Ross	Right plantar fasciitis	August 2	August 20	16 (7-9)
Allen Craig	Left foot sprain	August 5 (August 2)	August 21	17 (7-10)
Xander Bogaerts	Concussion (7-day)	August 26 (August 23)	August 30	6 (4-2)
2014 Totals	13 Players	16 DL stints		492 Games Missed

2014
in Review

Live Red Sox Baseball. Your Favorite Devices.



At Bat.



redsox.com

Available on supported iPhone, iPad, iPod Touch, Android phones and tablets, Kindles, Fire phone and Windows Phone 8.

© 2015 MLB Advanced Media, L.P. All Major League Baseball trademarks, service marks and copyrights used herein are the property of the applicable MLB entity. All rights reserved. Any other marks used herein are trademarks of their respective owners. Photos: Getty Images.



Opponents



BALTIMORE ORIOLES

Oriole Park at Camden Yards
333 West Camden Street, Baltimore, MD 21202 | 410-547-6100

Managing General Partner Peter G. Angelos
 Executive Vice President, Baseball Operations Dan Duquette
 Director, Public Relations Kristen Hudak
 Manager, Media Relations Jim Misudek
 Director, Team Travel Kevin Buck
 2014 Record 96-66
 Stadium (First Season/Capacity) Oriole Park at Camden Yards (1992/45,971)
 Media Relations Telephone/Fax 410-547-6167/410-547-6272

2014 Series Recap

Date	H/A	Result	Winner	Loser	Save	Time	Att.
3/31	A	L1-2	Britton	LESTER	Hunter	2:53	46,685
4/2	A	W6-2	LACKEY	Jimenez	None	2:43	25,708
4/3	A	W4-3	DOUBRONT	Chen	UEHARA	2:55	20,880
4/18	H	L4-8	Tillman	LACKEY	None	3:26	36,400
4/19	H	W4-2	TAZAWA	Norris	UEHARA	2:47	37,689
4/20	H	W6-5	MUJICA	Matusz	None	3:32	33,947
4/21	H	L6-7	Chen	BUCHHOLZ	Hunter	3:32	37,513
6/9	A	L0-4	Norris	PEAVY	None	2:21	19,729
6/10	A	W1-0	WORKMAN	Tillman	UEHARA	2:32 (1:33)	24,184
6/11	A	L0-6	Chen	DE LA ROSA	None	2:49 (1:38)	25,886
7/5	H	W3-2	UEHARA	McFarland	None	2:40	35,714
7/5	H	L4-7	Brach	LACKEY	None	3:36	36,468
7/6	H	L6-7 (12)	Brach	MUJICA	Britton	5:05	35,811
9/8	H	L0-4	Gonzalez	KELLY	None	3:08	35,894
9/9	H	L1-4	Tillman	RANAUDO	None	3:32	37,008
9/10	H	L6-10	Chen	WORKMAN	O'Day	3:23	35,374
9/19	A	W5-3 (10)	TAZAWA	O'Day	MUJICA	3:42	39,079
9/20	A	L2-7	Tillman	DE LA ROSA	None	2:51	43,015
9/21	A	W3-2	KELLY	Gonzalez	MUJICA	3:02	38,329

Series Results, Last 20 Seasons

Year	Home	Road	Total	Year	Home	Road	Total
1995	6-0	3-4	9-4	2005	4-5	6-3	10-8
1996	3-3	3-4	6-7	2006	8-1	7-2	15-3
1997	3-3	4-2	7-5	2007	6-3	6-3	12-6
1998	4-2	2-4	6-6	2008	7-2	5-4	12-6
1999	2-4	5-1	7-5	2009	8-1	8-1	16-2
2000	2-4	5-1	7-5	2010	5-4	4-5	9-9
2001	4-6	6-3	10-9	2011	6-3	4-5	10-8
2002	5-4	8-2	13-6	2012	2-7	3-6	5-13
2003	5-5	5-4	10-9	2013	4-5	4-6	8-11
2004	3-6	6-4	9-10	2014	3-7	5-4	8-11
Totals				90-75	99-68	189-143	

Series Facts (Since 1954)

Longest Red Sox Winning Streak 13 (9/3/2005-5/16/2006)
 Longest Orioles Winning Streak 8 (4/27-5/30/1960)
 Most consecutive series won by Red Sox 12 (5/30/2008-4/25/2010)
 Most consecutive series won by Orioles 6 (4/27/1960-8/21/1960)

Last Sweeps

Red Sox 2-game in Boston 9/8-9/9/2009
 Red Sox 3-game in Boston 9/1-9/3/2008
 Red Sox 4-game in Boston 7/7-7/10/2011

Red Sox 2-game in Baltimore 4/25-4/26/2007
 Red Sox 3-game in Baltimore 9/18-9/20/2009
 Red Sox 4-game in Baltimore 9/20-9/23/2002

Orioles 2-game in Boston 7/21-7/22/1999
 Orioles 3-game in Boston 9/8-9/10/2014
 Orioles 4-game in Boston 9/29-10/1/1980

Orioles 2-game in Baltimore 5/13-5/14/2008
 Orioles 3-game in Baltimore 9/28-9/30/2012
 Orioles 4-game in Baltimore 7/9-7/12/1998

Buck Showalter, Manager

Record in Baltimore
377-328

Career Record
1,259-1,161

2015 Schedule

April 17-20 in Boston
 April 24-26 in Baltimore
 June 9-11 in Baltimore
 June 23-25 in Boston
 Sept. 14-16 in Baltimore
 Sept. 25-27 in Boston

Series Records

All-Time Series Since 1901
1,173-971

vs Baltimore Since 1954
276-228

at Fenway Park
271-224

at Baltimore
264-236

at Camden Yards
111-82

Series Highs Since 1954

(Most Recent Occurrence)

Boston (in Boston)
 Runs 16 (5/30/1957)
 Hits 20 (9/2/2008)
 Errors 4 (6, 6/11/1993)

Boston (in Baltimore)
 Runs 18 (2, 8/2/2009)
 Hits 23 (2, 8/2/2009)
 Errors 5 (2, 10/3/1985)

Orioles (in Boston)
 Runs 17 (9/27/1960)
 Hits 21 (2, 6/25/1970)
 Errors 4 (2, 9/25/1998)

Orioles (in Baltimore)
 Runs 15 (9/20/1984)
 Hits 20 (9/20/1984)
 Errors 6 (5/19/1974)



CHICAGO WHITE SOX

U.S. Cellular Field
333 West 35th Street, Chicago, IL 60616 | 312-674-1000

Chairman Jerry Reinsdorf
 Senior Vice President/General Manager Rick Hahn
 Director of Media Relations Bob Beghtol
 Manager of Media Relations Ray Garcia
 Coordinator of Media Relations Joe Roti
 Director of Team Travel Ed Cassin
 2014 Record 73-89
 Stadium (First Season/Capacity) U.S. Cellular Field (1991/40,615)
 Media Relations Telephone/Fax 312-674-5300/312-674-5847

2014 Series Recap

Date	H/A	Result	Winner	Loser	Save	Time	Att.
4/15	A	L1-2	Webb	BADENHOP	None	3:36	13,402
4/16	A	W6-4 (14)	CAPUANO	Garcia	None	5:17	13,302
4/17	A	W3-1	LESTER	Belisario	UEHARA	2:54	17,454
7/7	H	L0-4	Carroll	BUCHHOLZ	None	2:55 (:39)	35,114
7/8	H	L3-8	Danks	WORKMAN	None	3:11	35,345
7/9	H	W5-4	UEHARA	Guerra	None	2:54	36,218
7/10	H	W4-3 (10)	MILLER	Belisario	None	3:22	37,547

Series Results, Last 20 Seasons

Year	Home	Road	Total	Year	Home	Road	Total
1995	3-3	2-0	5-3	2005	2-1	2-2	4-3
1996	3-3	3-3	6-6	2006	2-1	2-1	4-2
1997	2-3	1-5	3-8	2007	3-1	4-0	7-1
1998	3-2	2-4	5-6	2008	2-1	2-2	4-3
1999	4-2	3-3	7-5	2009	3-1	1-3	4-4
2000	4-2	3-3	7-5	2010	0-3	1-3	1-6
2001	2-1	1-2	3-3	2011	0-3	2-1	2-4
2002	1-2	1-2	2-4	2012	3-1	3-1	6-2
2003	1-2	4-2	5-4	2013	3-0	2-1	5-1
2004	1-2	3-0	4-2	2014	2-2	2-1	4-3
Totals				44-36 43-40 87-76			

Series Facts (Since 1901)

Longest Red Sox Winning Streak 12 (8/5/1921-5/15/1922)
 Longest White Sox Winning Streak 10 (2, last 8/2/1906-5/18/1907)
 Most consecutive series won by Red Sox 7 (6/6/1941-5/14/1942)
 Most consecutive series won by White Sox 17 (8/20/1963-7/3/1966)

Last Sweeps

Red Sox 2-game in Boston 8/12-8/13/2005
 Red Sox 3-game in Boston 8/30-9/1/2013
 Red Sox 4-game in Boston 7/21-7/24/1988

Red Sox 2-game in Chicago 9/2-9/3/2003
 Red Sox 3-game in Chicago 8/20-8/22/2004
 Red Sox 4-game in Chicago 8/24-8/26/2007

White Sox 2-game in Boston 7/24-7/25/1977
 White Sox 3-game in Boston 9/4-9/5/2010
 White Sox 4-game in Boston 6/2-6/6/1927

White Sox 2-game in Chicago 5/20-5/21/1997
 White Sox 3-game in Chicago 6/30-7/2/2000
 White Sox 4-game in Chicago 9/13-9/16/1990

Robin Ventura,
Manager

Record in Chicago
221-265

Career Record
221-265

2015 Schedule
July 27-30 in Boston
August 24-26 in Chicago

Series Records
All-Time Series Since 1901
971-929

vs. Chicago
561-392

at Fenway Park
488-338

at Chicago
412-538

at U.S. Cellular Field
54-50

Series Highs Since 1901
(Most Recent Occurrence)
Boston (in Boston)

Runs 19 (5/13/1947)
Hits 23 (6/5/1929)
Errors 10 (7/11/1906)

Boston (in Chicago)

Runs 21 (8/30/1970)
Hits 22 (2, 8/30/1970)
Errors 6 (6/8/1975)

White Sox (in Boston)

Runs 22 (5/31/1970)
Hits 25 (8/15/1922)
Errors 7 (2, 7/29/1913)

White Sox (in Chicago)

Runs 21 (6/26/1960)
Hits 22 (6/26/1960)
Errors 8 (2, 7/29/1913)

2015
Opponents



CLEVELAND INDIANS

Progressive Field
2401 Ontario Street, Cleveland, OH 44115 | 216-420-4200

Owner & Chief Executive Officer Paul J. Dolan
 President Mark Shapiro
 Executive Vice President, General Manager Chris Antonetti
 Director of Baseball Information Bart Swain
 Asst. Director of Baseball Information Court Berry-Tripp
 Director of Team Travel Mike Seghi
 2014 Record 85-77
 Stadium (First Season/Capacity) Progressive Field (1994/36,675)
 Media Relations Telephone/Fax 216-420-4380/216-420-4430

2014 Series Recap

Date	H/A	Result	Winner	Loser	Save	Time	Att.
6/2	A	L2-3	Masterson	LACKEY	NONE	2:21	14,078
6/3	A	L3-5	Hagadone	PEAVY	Allen	3:09	18,738
6/4	A	L4-7 (12)	Carrasco	MUJICA	NONE	4:29 (2:28)	20,209
6/12	H	W5-2	LESTER	Tomlin	UEHARA	3:08	37,750
6/13	H	W10-3	LACKEY	Masterson	NONE	3:13	35,772
6/14	H	L2-3	Axford	BRESLOW	ALLEN	3:24	37,181
6/15	H	L2-3 (11)	Allen	TAZAWA	NONE	4:03	37,356

Series Results, Last 20 Seasons

Year	Home	Road	Total	Year	Home	Road	Total
1995	3-3	3-4	6-7	2005	1-2	3-0	4-2
1996	1-5	0-6	1-11	2006	2-2	1-2	3-4
1997	2-3	4-2	6-5	2007	2-1	3-1	5-2
1998	5-1	3-2	8-3	2008	3-1	2-0	5-1
1999	3-3	5-1	8-4	2009	5-1	2-1	7-2
2000	3-3	3-3	6-6	2010	2-2	2-2	4-4
2001	1-2	2-4	3-6	2011	2-2	2-4	4-6
2002	3-3	2-1	5-4	2012	3-1	2-2	5-3
2003	2-1	2-1	4-2	2013	3-1	3-0	6-1
2004	1-2	2-2	3-4	2014	2-2	0-3	2-5
Totals				49-41	46-41	95-82	

Series Facts (Since 1954)

Longest Red Sox Winning Streak 11 (9/7/1985-8/22/1986)
 Longest Indians Winning Streak 11 (4/12-6/25/1996)
 Most consecutive series won by Red Sox 7 (6/28/1983-9/2/1984)
 Most consecutive series won by Indians 9 (4/29/1954-5/2/1955)

Last Sweeps

Red Sox 2-game in Boston 7/15-7/16/1998
 Red Sox 3-game in Boston 4/13-4/15/1993
 Red Sox 4-game in Boston 5/25-5/28/1987

Red Sox 2-game in Cleveland 4/14-4/15/2008
 Red Sox 3-game in Cleveland 4/16-4/18/2013
 Red Sox 4-game in Cleveland 8/27-8/30/1990

Indians 2-game in Boston 5/6-5/7/2009
 Indians 3-game in Boston 6/23-6/25/1975
 Indians 4-game in Boston 4/12-4/15/1996

Indians 2-game in Cleveland 6/8-6/9/1993
 Indians 3-game in Cleveland 6/02-6/04/2014
 Indians 4-game in Cleveland 10/1-10/4/2009

Terry Francona, Manager

Record in Cleveland
177-147

Career Record
1,206-1,062

2015 Schedule

August 17-19 in Boston
October 2-4 in Cleveland

Series Records
All-Time Series Since 1901
971-1030

vs. Cleveland
526-480

at Fenway Park
461-421

at Cleveland
445-553

at Progressive Field
46-45

Series Highs Since 1901
(Most Recent Occurrence)
Boston (in Boston)

Runs 18 (5/5/1930)
Hits 23 (3/5/1930)
Errors 7 (7/24/1912)

Boston (in Cleveland)

Runs 24 (8/21/1986)
Hits 24 (8/21/1986)
Errors 7 (9/19/1912)

Indians (in Boston)

Runs 19 (2, 4/10/1977)
Hits 24 (7/28/1925)
Errors 6 (5, 5/8/1965)

Indians (in Cleveland)

Runs 27 (7/17/1923)
Hits 20 (3, 4/11/1992)
Errors 6 (2, 6/2/1912)



DETROIT TIGERS

Comerica Park
2100 Woodward Avenue, Detroit, MI 48201 | 313-471-2000

Owner/Director Michael Illitch
 President, Chief Executive Officer and General Manager David Dombrowski
 Vice President, Communications Ron Colangelo
 Director, Baseball Media Relations Aileen Villarreal
 Manager, Media Relations Chad Crunk
 Director, Team Travel Brian Britten
 2014 Record 90-72
 Stadium (First Season/Capacity) Comerica Park (2000/41,574)
 Media Relations Telephone/Fax 313-471-2000/313-471-2138

2014 Series Recap

Date	H/A	Result	Winner	Loser	Save	Time	Att.
5/16	H	L0-1	Scherzer	LESTER	Nathan	3:14	37,225
5/17	H	L1-6	Porcello	LACKEY	None	2:49	37,608
5/18	H	L2-6	Sanchez	PEAVY	None	2:49	35,006
6/6	A	L2-6	Smyly	DE LA ROSA	None	2:49	39,762
6/7	A	L6-8	Scherzer	LESTER	None	3:36	43,359
6/8	A	W5-3	LACKEY	Chamberlain	UEHARA	3:35	33,835

Series Results, Last 20 Seasons

Year	Home	Road	Total	Year	Home	Road	Total
1995	3-4	5-1	8-5	2005	2-1	4-3	6-4
1996	5-1	7-0	12-1	2006	1-2	2-1	3-3
1997	2-4	3-3	5-7	2007	3-1	0-3	3-4
1998	2-3	3-2	5-5	2008	2-1	3-1	5-2
1999	5-1	2-4	7-5	2009	3-1	3-0	6-1
2000	3-3	4-2	7-5	2010	2-1	1-2	3-3
2001	3-3	1-2	4-5	2011	2-0	3-1	5-1
2002	1-2	4-2	5-4	2012	5-2	0-3	5-5
2003	6-0	2-1	8-1	2013	2-1	1-3	3-4
2004	4-0	2-1	6-1	2014	0-3	1-2	1-5
Totals				56-34	51-37	107-71	

Series Facts (Since 1901)

Longest Red Sox Winning Streak 11 (8/25/1989-4/11/1990)
 Longest Tigers Winning Streak 10 (2, last 8/16/1927-5/6/1928)
 Most consecutive series won by Red Sox 9 (8/28/1951-8/27/1952)
 Most consecutive series won by Tigers 9 (9/13/1921-6/16/1923)

Last Sweeps

Red Sox 2-game in Boston 5/18-5/19/2011
 Red Sox 3-game in Boston 9/17-9/19/1999
 Red Sox 4-game in Boston 8/26-8/29/2004

Red Sox 2-game in Detroit 4/18-4/19/2000
 Red Sox 3-game in Detroit 6/2-6/4/2009
 Red Sox 4-game in Detroit 7/11-7/14/1996

Tigers 2-game in Boston 6/15-6/16/1966
 Tigers 3-game in Boston 5/16-5/18/2014
 Tigers 4-game in Boston 6/6-6/9/1983

Tigers 2-game in Detroit 7/26-7/27/1973
 Tigers 3-game in Detroit 4/5-4/8/2012
 Tigers 4-game in Detroit 8/18-8/20/1961

Brad Ausmus,
Manager

Record in Detroit
90-72

Career Record
90-72

2015 Schedule
July 24-26 in Boston
August 7-9 in Detroit

Series Records
All-Time Series Since 1901
1,027-962

vs. Detroit
562-435

at Fenway Park
501-374

at Detroit
465-527

at Comerica Park
31-30

Series Highs Since 1901
(Most Recent Occurrence)
Boston (in Boston)

Runs 23 (6/18/1953)
Hits 27 (6/18/1953)
Errors 8 (9/19/1917)

Boston (in Detroit)

Runs 18 (2, 8/2/1956)
Hits 22 (6/13/1934)
Errors 8 (6/18/1921)

Tigers (in Boston)

Runs 20 (7/7/1928)
Hits 22 (6/13/1934)
Errors 8 (6/18/1921)

Tigers (in Detroit)

Runs 17 (3, 7/28/1990)
Hits 22 (5/9/1927)
Errors 8 (3, 7/16/1939)

2015
Opponents



HOUSTON ASTROS

Minute Maid Park
501 Crawford Street, Houston, TX 77001 | 713-259-8000

Owner and Chairman..... Jim Crane
 President, Business Operations..... Reid Ryan
 General Manager..... Jeff Luhnow
 Vice President, Media Relations..... Gene Dias
 Media Relations Managers..... Steve Grande and Dena Propis
 Manager of Team Operations..... Dan O'Neill
 2014 Record..... 70-92
 Stadium (First Season/Capacity)..... Minute Maid Park (2000/41,574)
 Media Relations Telephone/Fax..... 713-259-8900/713-259-8032

2014 Series Recap

Date	H/A	Result	Winner	Loser	Save	Time	Att.
7/11	A	W8-3	LACKEY	Feldman	None	3:27	27,264
7/12	A	L2-3	Fields	PEAVY	None	3:06	26,322
7/13	A	W11-0	BUCHHOLZ	Peacock	None	3:23	20,681
8/14	H	W9-4	WEBSTER	Feldman	None	3:19	38,065
8/15	H	L3-5 (10)	Sipp	BRESLOW	None	3:46	37,016
8/16	H	W10-7	WILSON	Fields	None	3:50	37,652
8/17	H	L1-8	McHugh	KELLY	None	3:11	36,717

Series Results, All-Time

Year	Home	Road	Total	Year	Home	Road	Total
2003	3-0	0-0	3-0	2013	4-0	2-1	6-1
2008	0-0	1-2	1-2	2014	2-2	2-1	4-3
2011	0-0	3-0	3-0	Totals	9-2	8-4	17-6

Series Facts

Longest Red Sox Winning Streak..... 7 (7/1/2011-4/28/2013)
 Longest Astros Winning Streak..... 2 (6/28-6/29/2008)
 Most consecutive series won by Red Sox..... 4 (7/1/2011-7/13/2014)
 Most consecutive series won by Astros..... 1 (6/27-6/29/2008)

Last Sweeps

Red Sox 2-game in Boston..... Never Played
 Red Sox 3-game in Boston..... 6/13-6/15/2003
 Red Sox 4-game in Boston..... 4/25-4/28/2013

Red Sox 2-game in Houston..... Never Played
 Red Sox 3-game in Houston..... 7/1-7/3/2011
 Red Sox 4-game in Houston..... Never Played

Astros 2-game in Boston..... Never Played
 Astros 3-game in Boston..... N/A
 Astros 4-game in Boston..... Never Played

Astros 2-game in Houston..... Never Played
 Astros 3-game in Houston..... N/A
 Astros 4-game in Houston..... Never Played

OPPONENTS LAST TIME

(Regular Season)

Batting

Stole home..... Jose Bautista, 9/7/11 at TOR
 (3rd-inning double steal off T. Wakefield)
 Hit a pinch-hit home run..... Colby Rasmus, 9/6/14 vs. TOR
 Hit an inside-the-park grand slam..... Junior Felix, 6/2/89 vs. TOR
 Hit an extra-inning grand slam..... Jason Kubel, 6/13/06 at MIN (12th inning off J. Tavarez)
 Hit a game-ending grand slam..... Jason Kubel, 6/13/06 at MIN (12th inning off J. Tavarez)

Pitching

Pitched a No-hitter..... Chris Bosio, 4/22/93 at SEA
 Pitched a No-hitter at Fenway Park..... Jim Bunning, 7/20/58 vs. DET (G1)
 Held the Red Sox to 1 hit..... Odorizzi, Beliveau, Yates, 8/30/14 at TB

A.J. Hinch, Manager

Record in Houston
(0-0) 1st Season

Career Record
89-123

2015 Schedule
July 3-5 in Boston
July 21-23 in Houston

Series Records
All-Time Series
17-6

vs. Houston
9-2

at Fenway Park
9-2

at Houston
8-4

at Minute Maid Park
8-4

Series Highs
(Most Recent Occurrence)
Boston (in Boston)

Runs..... 8 (2, 4/27/2013)
 Hits..... 17 (4/26/2013)
 Errors..... 3 (2, 6/13/2003)

Boston (in Houston)

Runs..... 15 (8/6/2013)
 Hits..... 16 (7/13/2014)
 Errors..... 1 (2, 7/12/2014)

Astros (in Boston)

Runs..... 7 (8/14/2014)
 Hits..... 13 (6/15/2003)
 Errors..... 2 (2, 4/28/2013)

Astros (in Houston)

Runs..... 11 (6/28/2008)
 Hits..... 14 (6/28/2008)
 Errors..... 3 (7/13/2014)



KANSAS CITY ROYALS

Kauffman Stadium
One Royal Way, Kansas City, MO 64129 | 816-921-8000

Owner/Chief Executive Officer David Glass
 President Dan Glass
 Senior Vice President, Baseball Operations/General Manager Dayton Moore
 Vice President, Communications and Broadcasting Mike Swanson
 Assistant Director, Communications Mike Cummings
 Senior Director, Team Travel/Clubhouse Operations Jeff Davenport
 2014 Record 89-73
 Stadium (First Season/Capacity) Kauffman Stadium (1973/37,903)
 Media Relations Telephone/Fax 816-504-4362, 4368, 4369/816-921-5775

2014 Series Recap

Date	H/A	Result	Winner	Loser	Save	Time	Att.
7/18	H	W5-4	BUCHHOLZ	Downs	UEHARA	3:31	37,743
7/19	H	W2-1	DE LA ROSA	Duffy	UEHARA	2:39	37,878
7/20	H	W6-0	LESTER	Ventura	None	2:56	37,439
9/11	A	W6-3	BUCHHOLZ	Hendriks	MUJICA	3:28	28,673
9/12	A	W4-2	WEBSTER	Ventura	MUJICA	2:49	19,191
9/13	A	L1-7	Guthrie	DE LA ROSA	None	2:48	26,627
9/14	A	W8-4	KELLY	Vargas	None	3:23	19,065

Series Results, Last 20 Seasons

Year	Home	Road	Total	Year	Home	Road	Total
1995	1-1	2-1	3-2	2005	3-0	1-2	4-2
1996	1-5	2-4	3-9	2006	4-2	0-3	4-5
1997	2-3	1-5	3-8	2007	1-2	2-1	3-3
1998	4-1	4-2	8-3	2008	4-0	2-1	6-1
1999	3-1	5-1	8-2	2009	3-1	2-2	5-3
2000	2-4	2-2	4-6	2010	2-2	2-1	4-3
2001	1-2	2-1	3-3	2011	2-2	3-1	5-3
2002	1-2	3-0	4-2	2012	3-1	1-2	4-3
2003	3-0	2-1	5-1	2013	1-2	1-3	2-5
2004	2-1	2-1	4-2	2014	3-0	3-1	6-1
Totals				46-32 42-35 88-67			

Series Facts

Longest Red Sox Winning Streak 7 (2, 5/8-8/11/1998)
 Longest Royals Winning Streak 12 (8/23/1970-8/25/1971)
 Most consecutive series won by Red Sox 6 (2, last 4/19/2002-8/4/2005)
 Most consecutive series won by Royals 8 (8/12/1970-6/15/1972)

Last Sweeps

Red Sox 2-game in Boston 5/8-5/9/1978
 Red Sox 3-game in Boston 7/18-7/20/2014
 Red Sox 4-game in Boston 5/19-5/22/2008

Red Sox 2-game in Kansas City N/A
 Red Sox 3-game in Kansas City 4/19-4/21/2002
 Red Sox 4-game in Kansas City N/A

Royals 2-game in Boston 5/5-5/6/1997
 Royals 3-game in Boston 4/26-4/28/1996
 Royals 4-game in Boston N/A

Royals 2-game in Kansas City N/A
 Royals 3-game in Kansas City 8/8-8/10/2006
 Royals 4-game in Kansas City N/A

Ned Yost, Manager

Record in Kansas City
373-402

Career Record
830-904

2015 Schedule

June 19-21 in Kansas City
Sept. 20-23 in Boston

Series Records

All-Time Series
227-224

vs. Kansas City
126-100

at Fenway Park
126-100

at Kansas City
101-124

at Kauffman Stadium
91-110

Series Highs

(Most Recent Occurrence)

Boston (in Boston)
 Runs 17 (5/28/1977)
 Hits 21 (8/14/1985)
 Errors 5 (4/28/2001)

Boston (in Kansas City)
 Runs 22 (4/12/1994)
 Hits 20 (2, 5/8/1998)
 Errors 4 (2, 8/15/1984)

Royals (in Boston)
 Runs 13 (5, 6/1/2000)
 Hits 20 (5/28/2010)
 Errors 4 (3, 4/26/1985)

Royals (in Kansas City)
 Runs 13 (4, 8/2/1987)
 Hits 20 (8/2/1987)
 Errors 6 (4/13/1983)

2015
Opponents



LOS ANGELES ANGELS OF ANAHEIM

Angel Stadium
2000 Gene Autry Way, Anaheim, CA 92806 | 714-940-2000

Owner Arte Moreno
 Chairman Dennis Kuhl
 President John Carpino
 General Manager Jerry Dipoto
 Vice President Tim Mead
 Traveling Secretary Tom Taylor
 2014 Record 98-64
 Stadium (First Season/Capacity) Angel Stadium of Anaheim (1966/45,493)
 Media Relations Telephone/Fax 714-940-2014/714-940-2205

2014 Series Recap

Date	H/A	Result	Winner	Loser	Save	Time	Att.
8/8	A	W4-2	WEBSTER	Weaver	UEHARA	3:10	38,016
8/9	A	L4-5 (19)	Shoemaker	WORKMAN	None	6:32	42,159
8/10	A	W3-1	DE LA ROSA	Smith	UEHARA	3:03	46,300
8/18	H	L2-4	Wilson	WORKMAN	None	3:22	35,170
8/19	H	L3-4	Smith	UEHARA	Street	3:24	35,471
8/20	H	L3-8	Rasmus	BUCHHOLZ	None	3:42	35,136
8/21	H	L0-2	Shoemaker	DE LA ROSA	None	3:10	36,160

Series Results, Last 20 Seasons

Year	Home	Road	Total	Year	Home	Road	Total
1995	5-2	6-1	11-3	2005	4-2	2-2	6-4
1996	4-2	4-2	8-4	2006	1-2	2-1	3-3
1997	3-3	2-3	5-6	2007	5-2	1-2	6-4
1998	2-3	3-3	5-6	2008	1-5	0-3	1-8
1999	6-0	3-1	9-1	2009	2-1	2-4	4-5
2000	2-1	2-4	4-5	2010	6-1	3-0	9-1
2001	0-3	3-1	3-4	2011	2-2	4-0	6-2
2002	2-2	2-1	4-3	2012	0-3	0-3	0-6
2003	4-2	2-1	6-3	2013	2-1	1-2	3-3
2004	3-0	2-4	5-4	2014	0-4	2-1	2-5
Totals	54-41	46-39	100-80				

Series Facts

Longest Red Sox Winning Streak 9 (2, 5/3-8/18/2010)
 Longest Angels Winning Streak 9 (2, 5/4/2011-6/8/2013)
 Most consecutive series won by Red Sox 5 (9/15/2009-4/24/2011)
 Most consecutive series won by Angels 4 (8/25/1961-6/28/1962)

Last Sweeps

Red Sox 2-game in Boston 5/14-5/15/1996
 Red Sox 3-game in Boston 4/13-4/16/2007
 Red Sox 4-game in Boston 4/21-4/24/2011

Red Sox 2-game in Anaheim 5/30-5/31/1988
 Red Sox 3-game in Anaheim 7/26-7/28/2010
 Red Sox 4-game in Anaheim 6/12-6/15/1980

Angels 2-game in Boston 5/26-5/28/1989
 Angels 3-game in Boston 8/21-8/23/2012
 Angels 4-game in Boston 8/18-8/21/2014

Angels 2-game in Anaheim 6/1-6/2/2004
 Angels 3-game in Anaheim 8/28-8/30/2012
 Angels 4-game in Anaheim N/A

Mike Scioscia, Manager

Record in Anaheim
1,331-1,099

Career Record
1,331-1,099

2015 Schedule

May 22-24 in Boston
July 17-20 in Anaheim

Series Records

All-Time Series
332-294

vs. Los Angeles
185-132

at Fenway Park
185-132

at Los Angeles
147-162

at Angel Stadium
126-132

Series Highs

(Most Recent Occurrence)
Boston (in Boston)
 Runs 17 (5/15/1996)
 Hits 19 (8/12/1973)
 Errors 5 (2, 6/12/1978)

Boston (in Los Angeles)
 Runs 16 (7/21/1984)
 Hits 20 (7/21/1984)
 Errors 6 (4/27/1979)

Angels (in Boston)

Runs 20 (6/20/1980)
 Hits 26 (6/20/1980)
 Errors 4 (2, 5/2/1968)

Angels (in Los Angeles)

Runs 13 (3, 8/18/2005)
 Hits 19 (9/22/1965)
 Errors 4 (5, 7/21/1984)



MINNESOTA TWINS

Target Field
1 Twins Way, Minneapolis, MN | 612-659-3400

Chief Executive Officer Jim Pohlad
 President Dave St. Peter
 Executive Vice President, General Manager Terry Ryan
 Director, Baseball Communications and Player Relations Dustin Morse
 Senior Manager, Baseball Communications Mitch Hestad
 Director, Team Travel Mike Herman
 2014 Record 70-92
 Stadium (First Season/Capacity) Target Field (2010/39,021)
 Media Relations Telephone/Fax 612-659-3400/612-659-4029

2014 Series Recap

Date	H/A	Result	Winner	Loser	Save	Time	Att.
5/13	A	L6-8	Perkins	MILLER	None	3:25	23,949
5/14	A	W9-4	DOUBRONT	Correia	None	3:07	26,802
5/15	A	L3-4 (10)	Duensing	MILLER	None	3:21	29,628
6/16	H	W1-0	DE LA ROSA	Correia	UEHARA	2:45	35,693
6/17	H	W2-1	LESTER	Hughes	MUJICA	2:48	36,835
6/18	H	W2-1 (10)	UEHARA	Fien	None	2:31	36,489

Series Results, Last 20 Seasons

Year	Home	Road	Total	Year	Home	Road	Total
1995	3-2	2-2	5-4	2005	3-0	1-2	4-2
1996	4-2	2-4	6-6	2006	1-2	0-3	1-5
1997	5-1	3-2	8-3	2007	2-2	2-1	4-3
1998	3-3	2-3	5-6	2008	3-0	1-3	4-3
1999	3-1	3-3	6-4	2009	2-0	2-2	4-2
2000	4-2	4-0	8-2	2010	2-0	1-2	3-2
2001	2-1	1-2	3-3	2011	3-1	2-1	5-2
2002	2-1	1-2	3-3	2012	1-3	3-0	4-3
2003	1-2	1-2	2-4	2013	1-3	3-0	4-3
2004	1-2	1-2	2-4	2014	3-0	1-2	4-2
Totals				49-28	36-38	85-66	

Series Facts (Since 1961)

Longest Red Sox Winning Streak 10 (8/27/1977-7/17/1978)
 Longest Twins Winning Streak 17 (6/2/1965-5/7/1966)
 Most consecutive series won by Red Sox 6 (5/30/1975-6/14/1976)
 Most consecutive series won by Twins 6 (5/25-9/12/1965)

Last Sweeps

Red Sox 2-game in Boston 5/19-5/20/2010
 Red Sox 3-game in Boston 6/16-6/18/2014
 Red Sox 4-game in Boston 8/14-8/17/1997

Red Sox 2-game in Minnesota 8/6-8/7/1997
 Red Sox 3-game in Minnesota 5/17-5/19/2013
 Red Sox 4-game in Minnesota 7/3-7/6/2000

Twins 2-game in Boston 7/24-7/25/2000
 Twins 3-game in Boston 6/13-6/15/1994
 Twins 4-game in Boston 7/18-7/21/1991
 Twins 2-game in Minnesota 5/13-5/14/1998
 Twins 3-game in Minnesota 6/13-6/15/2006
 Twins 4-game in Minnesota 8/1-8/4/1966

Paul Molitor, Manager

Record in Minnesota
(0-0) 1st Season

Career Record
(0-0) 1st Season

2015 Schedule

May 25-27 in Minnesota
June 1-4 in Boston

Series Records

All-Time Series Since 1901
958-924

vs. Minnesota Since 1961
172-126

at Fenway Park
172-126

at Minnesota
126-172

at Target Field
10-5

Series Highs Since 1961
(Most Recent Occurrence)

Boston (in Boston)

Runs 18 (7/9/2008)
Hits 23 (7/9/2008)
Errors 5 (2, 8/19/1969)

Boston (in Minnesota)

Runs 14 (2, 7/4/2000)
Hits 18 (3, 4/24/2012)
Errors 4 (6, 5/20/1990)

Twins (in Boston)

Runs 17 (5/25/1965)
Hits 24 (5/25/1977)
Errors 5 (5/20/1986)

Twins (in Minnesota)

Runs 21 (5/20/1994)
Hits 22 (5/20/1994)
Errors 4 (4, 6/13/1976)

2015
Opponents



NEW YORK YANKEES

Yankee Stadium
One East 161st Street, Bronx, NY 10451 | 718-293-4300

Managing General Partner/Co-Chairperson Harold Z. Steinbrenner
 President Randy Levine
 Senior Vice President/General Manager Brian Cashman
 Executive Director, Communications & Media Relations Jason Zillo
 Director, Team Travel & Player Services Ben Tuliebitz
 2014 Record 84-78
 Stadium (First Season/Capacity) Yankee Stadium (2009/49,638)
 Media Relations Telephone/Fax 718-579-4460/718-293-8414

2014 Series Recap

Date	H/A	Result	Winner	Loser	Save	Time	Att.
4/10	A	L1-4	Pineda	BUCHHOLZ	Phelps	2:55	42,821
4/11	A	W4-2	LESTER	Sabathia	MUJICA	3:01	44,121
4/12	A	L4-7	Kuroda	LACKEY	Kelley	3:07	48,572
4/13	A	L2-3	Nova	DOUBRONT	Kelley	3:08	46,081
4/22	H	L3-9	Tanaka	LESTER	None	3:17	37,041
4/23	H	W5-1	LACKEY	Pineda	None	3:12	37,015
4/24	H	L5-14	Sabathia	DOUBRONT	None	3:51	37,356
6/27	A	L0-6	Nuno	WORKMAN	None	2:42	48,522
6/28	A	W2-1	LESTER	Tanaka	UEHARA	2:47	48,433
6/29	A	W8-5	LACKEY	Whitley	UEHARA	3:38	48,124
8/1	H	W4-3	RANAUDO	Capuano	UEHARA	3:03	37,782
8/2	H	L4-6	Kelley	WEBSTER	Robertson	3:56	37,302
8/3	H	L7-8	Rogers	BRESLOW	Robertson	3:42	38,035
9/2	A	W9-4	KELLY	Greene	None	3:28	40,334
9/3	A	L1-5	Kuroda	RANAUDO	None	3:12	40,007
9/4	A	L4-5	Warren	UEHARA	None	3:16	44,708
9/26	H	L2-3	Capuano	WRIGHT	Robertson	3:01	37,605
9/27	H	W10-4	KELLY	Tanaka	None	3:04	37,147
9/28	H	L5-9	Pineda	BUCHHOLZ	None	3:14	36,879

Series Results, Last 20 Seasons

Year	Home	Road	Total	Year	Home	Road	Total
1995	4-5	5-4	9-9	2005	5-5	4-5	9-10
1996	5-2	2-4	7-6	2006	2-7	6-4	8-11
1997	2-4	2-4	4-8	2007	5-4	3-6	8-10
1998	2-4	3-3	5-7	2008	4-5	5-4	9-9
1999	4-2	4-2	8-4	2009	7-2	2-7	9-9
2000	2-5	4-2	6-7	2010	4-5	5-4	9-9
2001	4-5	1-8	5-13	2011	5-4	7-2	12-6
2002	5-5	4-5	9-10	2012	2-7	3-6	5-13
2003	4-5	5-5	9-10	2013	6-3	7-3	13-6
2004	7-3	4-5	11-8	2014	3-6	4-6	7-12
Totals				82-85	76-91	158-176	

Series Facts (Since 1903)

Longest Red Sox Winning Streak 17 (10/03/1911-7/1/1912)
 Longest Yankees Winning Streak 12 (2, 8/16/1952-4/23/1953)
 Most consecutive series won by Red Sox 7 (10/31/1911-9/26/1912)
 Most consecutive series won by Yankees 21 (9/28/1930-6/6/1933)

Last Sweeps

Red Sox 2-game in Boston 9/19-9/21/1977
 Red Sox 3-game in Boston 9/13-9/15/2013
 Red Sox 4-game in Boston 6/4-6/7/1990

Red Sox 2-game in New York 8/2-8/3/1978
 Red Sox 3-game in New York 6/7-6/9/2011
 Red Sox 4-game or more in New York (5-game) 6/19-6/22/1912

Yankees 2-game in Boston 4/20-4/21/2012
 Yankees 3-game in Boston 8/31-9/2/2001
 Yankees 4-game or more in Boston (5-game) 8/18-8/21/2006

Yankees 2-game in New York 5/23-5/24/2001
 Yankees 3-game in New York 10/1-10/3/2012
 Yankees 4-game in New York 8/6-8/9/2009

Joe Girardi, Manager

Record in New York
648-486

Career Record
726-570

2015 Schedule

April 10-12 in New York
 May 1-3 in Boston
 July 10-12 in Boston
 August 4-6 in New York
 Aug. 31-Sept. 2 in Boston
 Sept. 28-Oct. 1 in New York

Series Records
All-Time Series Since 1901
 979-1,163

vs. New York
538-539

at Fenway Park
471-473

at New York
441-624

at Yankee Stadium
34-28

Series Highs Since 1903
(Most Recent Occurrence)

Boston (in Boston)
 Runs 17 (7/15/2005)
 Hits 21 (2, 6/29/1912)
 Errors 9 (7/5/1906)

Boston (in New York)
 Runs 17 (5/28/2005)
 Hits 27 (5/28/2005)
 Errors 6 (2, 9/9/1937)

Yankees (in Boston)
 Runs 24 (9/28/1923)
 Hits 30 (9/28/1923)
 Errors 8 (4/28/1909)

Yankees (in New York)
 Runs 19 (8/13/1940)
 Hits 22 (5/22/1928)
 Errors 6 (4, 7/7/1910)



OAKLAND ATHLETICS

O.co Coliseum
7000 Coliseum Way, Oakland, CA 94621 | 510-638-4900

Owner Lewis Wolff
 President Michael Crowley
 Vice President and General Manager Billy Beane
 Baseball information Manager Mike Selleck
 Player and Media Relations Manager Adam Loberstein
 Traveling Secretary Mickey Morabito
 2014 Record 88-74
 Stadium (First Season/Capacity) O.co Coliseum (1968/35,067)
 Media Relations Telephone/Fax 510-563-2207/510-562-1633

2014 Series Recap

Date	H/A	Result	Winner	Loser	Save	Time	Att.
5/2	H	W7-1	BUCHHOLZ	Straily	None	3:37	34,850
5/3	H	W6-3	LESTER	Milone	UEHARA	2:44	37,042
5/4	H	L2-3(10)	Johnson	CAPUANO	None	3:45	35,649
6/19	A	L2-4	Kazmir	PEAVY	Otero	2:39	24,371
6/20	A	L3-4	Abad	MILLER	Doolittle	3:21	28,602
6/21	A	L1-2 (10)	Otero	MUJICA	None	3:04	32,873
6/22	A	W7-6 (10)	UEHARA	Abad	None	3:22	36,067

Series Results, Last 20 Seasons

Year	Home	Road	Total	Year	Home	Road	Total
1995	3-2	5-2	8-4	2005	5-2	1-2	6-4
1996	6-1	2-4	8-5	2006	1-3	2-4	3-7
1997	4-1	3-3	7-4	2007	3-1	1-3	4-4
1998	5-1	4-1	9-2	2008	3-0	3-4	6-4
1999	2-2	2-4	4-6	2009	4-3	1-2	5-5
2000	3-3	2-2	5-5	2010	2-1	2-4	4-5
2001	2-1	2-4	4-5	2011	5-1	1-1	6-2
2002	3-3	3-0	6-3	2012	1-2	0-6	1-8
2003	1-2	2-2	3-4	2013	2-1	1-2	3-3
2004	5-1	3-0	8-1	2014	2-1	1-3	3-4
Totals				62-32	41-53	103-85	

Series Facts (Since 1968)

Longest Red Sox Winning Streak 11 (2, 7/10/1993-4/28/1994)
 Longest Athletics Winning Streak 8 (5/1-9/2/2012)
 Most consecutive series won by Red Sox 7 (4/14/1997-8/27/1998)
 Most consecutive series won by Athletics 4 (2, 7/2/1987-5/29/1988)

Last Sweeps (Since 1968)

Red Sox 2-game in Boston 9/25-9/26/2007
 Red Sox 3-game in Boston 6/3-6/5/2011
 Red Sox 4-game in Boston 7/22-7/25/1993

Red Sox 2-game at Athletics 4/1-4/2/2008
 Red Sox 3-game at Athletics 9/6-9/8/2004
 Red Sox 4-game at Athletics 8/4-8/7/1977

Athletics 2-game in Boston N/A
 Athletics 3-game in Boston 9/3-9/5/1990
 Athletics 4-game in Boston 8/10-8/12/1971

Athletics 2-game at Athletics 4/27-4/28/1987
 Athletics 3-game at Athletics 8/31-9/2/2012
 Athletics 4-game at Athletics N/A

**Bob Melvin,
Manager**

Record in Oakland
325-260

Career Record
818-768

2015 Schedule
May 11-13 in Oakland
June 5-7 in Boston

Series Records
All-Time Series Since 1901
1,062-876

vs. Oakland Since 1968
164-93

at Fenway Park
164-93

at Oakland
117-141

at Oakland Coliseum
117-141

Series Highs Since 1968
(Most Recent Occurrence)
Boston (in Boston)

Runs 16 (5/20/1996)
Hits 21 (5/20/1996)
Errors 6 (6/14/1969)

Boston (in Oakland)

Runs 14 (6/6/1980)
Hits 19 (2, 5/8/2002)
Errors 4 (3, 6/6/1978)

Athletics (in Boston)

Runs 21 (2, 7/28/2009)
Hits 25 (6/14/1969)
Errors 5 (5/19/1975)

Athletics (in Oakland)

Runs 20 (8/31/2012)
Hits 19 (3, 8/31/2012)
Errors 4 (7/9/1985)

2015
Opponents



SEATTLE MARINERS

Safeco Field
1250 First Avenue S., Seattle, WA 98134 | 206-346-4000

Chairman and Chief Executive Officer.....	Howard Lincoln
President and Chief Operating Officer.....	Kevin Mather
Executive Vice President, Baseball Operations and General Manager.....	Jack Zduriencik
Senior Director, Baseball Information.....	Tim Hevly
Assistant Director, Baseball Information.....	Jeff Evans
Director, Team Travel.....	Ron Spelley
2014 Record.....	87-75
Stadium (First Season/Capacity).....	Safeco Field (1999/47,574)
Media Relations Telephone/Fax.....	206-346-4000/206-346-4400

2014 Series Recap

Date	H/A	Result	Winner	Loser	Save	Time	Att.
6/23	A	L3-12	Hernandez	LACKEY	None	2:57	26,860
6/24	A	L2-8	Beimel	PEAVY	None	3:14	20,015
6/25	A	W5-4	BUCHHOLZ	Iwakuma	UEHARA	2:40	27,333
8/22	H	L3-5	Leone	UEHARA	Rodney	3:41	36,433
8/23	H	L3-7	Wilhelmsen	WORKMAN	None	3:28	36,905
8/24	H	L6-8	Leone	WEBSTER	Rodney	4:07	37,022

Series Results, Last 20 Seasons

Year	Home	Road	Total	Year	Home	Road	Total
1995	4-2	3-3	7-5	2005	2-1	1-2	3-3
1996	3-3	4-3	7-6	2006	3-1	1-5	4-6
1997	3-2	4-2	7-4	2007	2-1	2-4	4-5
1998	5-1	2-3	7-4	2008	2-1	4-2	6-3
1999	4-2	3-1	7-3	2009	1-2	1-2	2-4
2000	2-2	3-3	5-5	2010	2-1	5-2	7-3
2001	2-4	1-2	3-6	2011	4-2	1-2	5-4
2002	2-1	2-4	4-5	2012	2-0	3-4	5-4
2003	4-0	1-2	5-2	2013	3-1	3-0	6-1
2004	2-1	3-3	5-4	2014	0-3	1-2	1-5
Totals				52-30	48-52	100-82	

Series Facts

Longest Red Sox Winning Streak.....	15 (5/4/1977-6/17/1978)
Longest Mariners Winning Streak.....	5 (7/22/2006-8/27/2006)
Most consecutive series won by Red Sox.....	6 (5/3/1977-6/18/1978)
Most consecutive series won by Mariners.....	5 (5/29/1992-5/4/1993)

Last Sweeps

Red Sox 2-game in Boston.....	5/14-5/15/2012
Red Sox 3-game in Boston.....	7/30-8/1/2013
Red Sox 4-game in Boston.....	8/22-8/25/2003
Red Sox 2-game in Seattle.....	5/7-5/8/1986
Red Sox 3-game in Seattle.....	9/13-9/15/2010
Red Sox 4-game in Seattle.....	N/A
Mariners 2-game in Boston.....	5/3-5/4/1993
Mariners 3-game in Boston.....	8/22-8/24/2014
Mariners 4-game in Boston.....	N/A
Mariners 2-game in Seattle.....	4/25-4/26/1994
Mariners 3-game in Seattle.....	6/25-6/27/2007
Mariners 4-game in Seattle.....	N/A

Lloyd McClendon,
Manager

Record in Seattle
87-75

Career Record
423-521

2015 Schedule
May 14-17 in Seattle
August 14-16 in Boston

Series Records
All-Time Series
228-173

vs. Seattle
119-78

at Fenway Park
119-78

at Seattle
109-95

at Safeco Field
38-42

Series Hits
(Most Recent Occurrence)
Boston (in Boston)

Runs.....17 (9/8/1991)
Hits.....23 (9/3/1981)
Errors.....4 (5/19/1982)

Boston (in Seattle)

Runs.....14 (7/21/1983)
Hits.....18 (2, 9/1/1991)
Errors.....4 (4, 4/3/1998)

Mariners (in Boston)

Runs.....13 (2, 5/21/1996)
Hits.....24 (9/3/1981)
Errors.....5 (6/18/1980)

Mariners (in Seattle)

Runs.....15 (2, 5/24/1995)
Hits.....18 (2, 7/20/2004)
Errors.....3 (2, 5/12/2002)



TAMPA BAY RAYS

Tropicana Field
One Tropicana Drive, St. Petersburg, FL 33705 | 727-825-3137

Principal Owner Stuart Sternberg
 President Brian Auld
 President, Baseball Operations Matt Silverman
 Vice President, Communications Rick Vaughan
 Senior Director, Communications Dave Haller
 2014 Record 77-85
 Stadium (First Season/Capacity) Tropicana Field (1998/31,042)
 Media Relations Telephone/Fax 727-825-3242/727-825-3111

2014 Series Recap

Date	H/A	Result	Winner	Loser	Save	Time	Att.
4/29	H	W7-4	LACKEY	Gomes	UEHARA	3:40	34,794
5/1	H	L1-2	Gomes	PEAVY	Balfour	3:27	35,621
5/1	H	L5-6	McGee	UEHARA	Balfour	3:44	33,465
5/23	A	L0-1	Oviedo	MILLER	None	3:25	20,898
5/24	A	L5-6	Ramos	MILLER	None	5:16	23,569
5/25	A	L5-8	Peralta	BRESLOW	Balfour	3:27	26,199
5/30	H	W3-2	MILLER	Oviedo	None	3:55	35,820
5/31	H	W7-1	DE LA ROSA	Odorizzi	None	3:07	37,076
6/1	H	W4-0	LESTER	Bedard	None	3:12	37,688
7/25	A	L4-6	Price	TAZAWA	McGee	3:04	23,136
7/26	A	L0-3	Balfour	LACKEY	McGee	3:23	26,659
7/27	A	W3-2	WEBSTER	Archer	UEHARA	3:22	25,221
8/29	A	W8-4	RANAUDO	Archer	None	3:34	16,107
8/30	A	L0-7	Odorizzi	WEBSTER	None	2:48 (0:12)	17,463
8/31	A	W3-0	BUCHHOLZ	Cobb	None	2:52	16,822
9/1	A	L3-4 (10)	Balfour	BADENHOP	None	3:32	10,543
9/23	H	L2-6	Cobb	BUCHHOLZ	None	3:14	35,566
9/24	H	W11-3	RANAUDO	Odorizzi	None	3:40	35,741
9/25	H	W11-1	WEBSTER	Hellickson	None	3:16	36,590

Series Results, All-Time

Year	Home	Road	Total	Year	Home	Road	Total
1998	5-1	4-2	9-3	2007	7-2	6-3	13-5
1999	1-5	3-4	4-9	2008	7-2	1-8	8-10
2000	4-2	2-4	6-6	2009	6-3	3-6	9-9
2001	7-3	7-2	14-5	2010	3-6	4-5	7-11
2002	6-3	10-0	16-3	2011	2-7	4-5	6-12
2003	7-2	5-5	12-7	2012	4-5	5-4	9-9
2004	8-2	6-3	14-5	2013	6-4	6-3	12-7
2005	9-1	4-5	13-6	2014	6-3	3-7	9-10
2006	7-2	3-7	10-9	Totals	95-53	76-73	171-126

Series Facts

Longest Red Sox Winning Streak 11 (4/6-6/26/2001)
 Longest Rays Winning Streak 6 (8/16-9/15/2011)
 Most consecutive series won by Red Sox 7 (4/28/2004-4/17/2005)
 Most consecutive series won by Rays 5 (9/17/2008-5/3/2009)

Last Sweeps

Red Sox 2-game in Boston 4/26-4/27/2002
 Red Sox 3-game in Boston 5/30-6/1/2014
 Red Sox 4-game in Boston 5/25-5/28/2006

Red Sox 2-game in Tampa Bay 7/17-7/18/2002
 Red Sox 3-game in Tampa Bay 5/24-5/26/2010
 Red Sox 4-game in Tampa Bay 9/9-9/12/2002

Rays 2-game in Boston 9/25-9/26/2012
 Rays 3-game in Boston N/A
 Rays 4-game in Boston 4/16-4/19/2010

Rays 2-game in Tampa Bay 8/4-8/5/2009
 Rays 3-game in Tampa Bay 5/23-5/25/2014
 Rays 4-game in Tampa Bay N/A

Kevin Cash, Manager

Record in Tampa Bay
(0-0) 1st Season

Career Record
(0-0) 1st Season

2015 Schedule

April 21-23 in Tampa Bay
 May 4-6 in Boston
 June 26-28 in Tampa Bay
 July 31-August 2 in Boston
 Sept. 11-13 in Tampa Bay
 Sept. 21-24 in Boston

Series Records

All-Time Series
171-126

vs. Tampa Bay
95-53

at Fenway Park
95-53

at Tampa Bay
76-73

at Tropicana Field
76-73

Series Highs

(Most Recent Occurrence)
Boston (in Boston)
 Runs 22 (7/23/2002)
 Hits 21 (7/5/2007)
 Errors 3 (5/7/2000)

Boston (in Tampa Bay)
 Runs 15 (9/20/2005)
 Hits 21 (9/20/2005)
 Errors 2 (15, 9/19/2012)

Rays (in Boston)

Runs 15 (7/24/2003)
 Hits 21 (7/24/2003)
 Errors 4 (2, 4/19/2006)

Rays (in Tampa Bay)

Runs 13 (2, 9/19/2012)
 Hits 19 (4/1/2003)
 Errors 3 (3, 9/18/2012)

2015
Opponents



TEXAS RANGERS

Globe Life Park in Arlington
1000 Ballpark Way, Ste. 400, Arlington, TX 76011 | 817-273-5222

Co-Chairmen..... Ray C. Davis, Bob R. Simpson
 President of Baseball Operations and General Manager..... Jon Daniels
 Executive Vice President, Communications..... John Blake
 Senior Director, Media Relations..... Rich Rice
 Director of Travel..... Josh Shelton
 2014 Record..... 67-95
 Stadium (First Season/Capacity)..... Globe Life Park in Arlington (1994/48,114)
 Media Relations Telephone/Fax..... 817-273-5203/817-273-5110

2014 Series Recap

Date	H/A	Result	Winner	Loser	Save	Time	Att.
4/7	H	W5-1	LACKEY	Schepers	None	3:07	35,842
4/8	H	L7-10	Perez	DOUBRONT	None	3:11	34,142
4/9	H	W4-2	MILLER	Ogando	UEHARA	2:57	33,585
5/9	A	L0-8	Darvish	BUCHHOLZ	None	3:10	45,392
5/10	A	W8-3	LESTER	Perez	None	3:09	47,964
5/11	A	W5-2	LACKEY	Ross	UEHARA	2:47	41,407

Series Results, Last 20 Seasons

Year	Home	Road	Total	Year	Home	Road	Total
1995	1-3	2-1	3-4	2005	3-0	4-2	7-2
1996	5-1	1-5	6-6	2006	3-3	2-1	5-4
1997	0-6	3-2	3-8	2007	2-2	4-2	6-4
1998	4-1	2-4	6-5	2008	7-0	2-1	9-1
1999	4-2	0-3	4-5	2009	1-2	1-5	2-7
2000	3-1	4-2	7-3	2010	3-4	1-2	4-6
2001	4-0	1-2	5-2	2011	1-2	3-4	4-6
2002	2-1	2-2	4-3	2012	1-4	1-2	2-6
2003	3-0	2-4	5-4	2013	2-1	0-3	2-4
2004	4-2	0-3	4-5	2014	2-1	2-1	4-2
Totals				55-36	37-51	92-87	

Series Facts (Since 1972)

Longest Red Sox Winning Streak.....9 (4/18-9/5/2008)
 Longest Rangers Winning Streak.....9 (7/21/1975-7/19/1976)
 Most consecutive series won by Red Sox.....6 (7/9/2004-4/5/2006)
 Most consecutive series won by Rangers.....5 (2, 8/24/1993-7/16/1995)

Last Sweeps (Since 1972)

Red Sox 2-game in Boston.....8/18/1998 (DH)
 Red Sox 3-game in Boston.....8/12-8/14/2008
 Red Sox 4-game in Boston.....4/18-4/21/2008

Red Sox 2-game in Texas.....8/4-8/5/1997
 Red Sox 3-game in Texas.....5/25-5/27/2007
 Red Sox 4-game in Texas.....N/A

Rangers 2-game in Boston.....4/17-4/18/2012
 Rangers 3-game in Boston.....8/11-8/13/1997
 Rangers 4-game in Boston.....N/A

Rangers 2-game in Texas.....5/11-5/12/1998
 Rangers 3-game in Texas.....5/3-5/5/2013
 Rangers 4-game in Texas.....5/23-5/26/1985

Jeff Banister, Manager

Record in Texas
1st Season

Career Record
1st Season

2015 Schedule
May 19-21 in Boston
May 28-31 in Texas

Series Records
All-Time Series Since 1961
335-304

vs. Texas Since 1972
133-88

at Fenway Park
133-88

at Texas
92-129

at Rangers Ballpark
38-53

Series Highs Since 1972
(Most Recent Occurrence)
Boston (in Boston)

Runs.....19 (8/12/2008)
 Hits.....21 (7/10/2004)
 Errors.....5 (3, 9/1/1993)

Boston (in Texas)
 Runs.....17 (8/5/1997)
 Hits.....24 (8/5/1997)
 Errors.....4 (3, 4/4/1996)

Rangers (in Boston)
 Runs.....18 (4/17/2012)
 Hits.....22 (6/11/2006)
 Errors.....4 (2, 8/22/2002)

Rangers (in Texas)
 Runs.....19 (8/1/2002)
 Hits.....20 (2, 8/1/2002)
 Errors.....5 (7/19/1975)



TORONTO BLUE JAYS

Rogers Centre
1 Blue Jays Way, Ste. 3200, Toronto, ON M5V 1J1 Canada | 416-341-2000

Chairman, Toronto Blue Jays.....	Edward Rogers
Vice Chairman, Rogers Communications, Inc.	Phil Lind
President and Chief Executive Officer.....	Paul Beeston
Senior Vice President, Baseball Operations/General Manager.....	Alex Anthopoulos
Vice President, Communications.....	Jay Stenhouse
Manager, Baseball Information.....	Mal Romanin
Director Team Travel and Clubhouse Operations.....	Mike Shaw
2014 Stadium Record.....	83-79
Stadium (First Season/Capacity).....	Rogers Centre (1989/49,282)
Media Relations Telephone/Fax.....	416-341-1301/416-341-1250

2014 Series Recap

Date	H/A	Result	Winner	Loser	Save	Time	Att.
4/25	A	W8-1	PEAVY	Buehrle	None	2:57	29,411
4/26	A	W7-6	BUCHHOLZ	Morrow	UEHARA	3:23	40,322
4/27	A	L1-7	Dickey	LESTER	None	2:28	45,260
5/20	H	L4-7	Happ	DOUBRONT	Janssen	3:17	37,904
5/21	H	L4-6	Hutchison	BUCHHOLZ	Janssen	3:23	36,116
5/22	H	L2-7	Buehrle	LESTER	None	2:58 (:08)	36,018
7/21	A	W14-1	LACKEY	Hutchison	None	2:45	27,905
7/22	A	L3-7	Happ	PEAVY	Cecil	3:07	29,269
7/23	A	L4-6	Dickey	BUCHHOLZ	Janssen	2:35	35,696
7/24	A	L0-8	Stroman	DE LA ROSA	None	2:56	46,683
7/28	H	L1-14	Dickey	BUCHHOLZ	None	3:15	37,974
7/29	H	L2-4	Stroman	DE LA ROSA	Janssen	3:03	38,275
7/30	H	L1-6	Buehrle	WORKMAN	None	2:48	38,203
8/25	A	W4-3 (10)	UEHARA	Sanchez	BRESLOW	3:07	26,041
8/26	A	W11-7 (11)	TAZAWA	Janssen	None	4:33	27,321
8/27	A	L2-5	Stroman	LAYNE	None	2:38	30,285
9/5	H	W 9-8 (10)	LAYNE	Janssen	None	3:53	35,667
9/6	H	W4-3	BUCHHOLZ	Happ	MUJICA	3:23 (1:12)	36,677
9/7	H	L1-3	Dickey	DE LA ROSA	None	2:44	36,261

Series Results, Last 20 Seasons

Year	Home	Road	Total	Year	Home	Road	Total
1995	3-3	5-2	8-5	2005	4-5	3-6	7-11
1996	5-2	3-3	8-5	2006	4-5	3-7	7-12
1997	3-3	3-3	6-6	2007	4-5	5-4	9-9
1998	3-3	2-4	5-7	2008	5-4	4-5	9-9
1999	4-2	5-1	9-3	2009	6-3	5-4	11-7
2000	2-4	2-4	4-8	2010	5-4	7-2	12-6
2001	4-5	8-2	12-7	2011	6-3	4-5	10-8
2002	7-3	6-3	13-6	2012	2-7	5-4	7-11
2003	6-4	4-5	10-9	2013	6-4	5-4	11-8
2004	8-1	6-4	14-5	2014	2-7	5-5	7-12
Totals				89-77	90-77	179-154	

Series Facts

Longest Red Sox Winning Streak.....	11 (4/16-7/11/2002)
Longest Blue Jays Winning Streak.....	8 (8/11/1987-6/11/1988)
Most consecutive series won by Red Sox.....	6 (4/24/1977-5/31/1978)
Most consecutive series won by Blue Jays.....	7 (7/27/1987-6/4/1989)

Last Sweeps

Red Sox 2-game in Boston.....	9/17-9/18/1997
Red Sox 3-game in Boston.....	8/28-8/30/2009
Red Sox 4-game or more in Boston.....	(5-game) 7/1-7/4/2002
Red Sox 2-game in Toronto.....	4/16-4/17/2002
Red Sox 3-game in Toronto.....	6/10-6/12/2011
Red Sox 4-game in Toronto.....	5/31-6/3/2001
Blue Jays 2-game in Boston.....	8/16-8/17/2008
Blue Jays 3-game in Boston.....	7/28-7/30/2014
Blue Jays 4-game in Boston.....	6/2-6/5/1988
Blue Jays 2-game in Toronto.....	5/10-5/11/2011
Blue Jays 3-game in Toronto.....	4/4-4/6/2008
Blue Jays 4-game in Toronto.....	9/3-9/6/1998

John Gibbons, Manager

Record in Toronto
462-472

Career Record
379-393

2015 Schedule

April 27-29 in Boston
May 8-10 in Toronto
June 12-14 in Boston
June 29-July 2 in Toronto
Sept. 7-9 in Boston
Sept. 18-20 in Toronto

Series Records

All-Time Series
299-241

vs. Toronto

149-121

at Fenway Park

149-121

at Toronto

150-120

at Rogers Centre

106-87

Series Highs

(Most Recent Occurrence)

Boston (in Boston)

Runs..... 18 (9/13/2011)

Hits..... 22 (10/4/1980)

Errors..... 6 (9/24/1984)

Boston (in Toronto)

Runs..... 16 (2, 8/11/2011)

Hits..... 21 (8/9/1991)

Errors..... 4 (3, 4/6/2008)

Blue Jays (in Boston)

Runs..... 15 (3, 8/17/2008)

Hits..... 22 (2, 8/17/2008)

Errors..... 4 (2, 7/3/2002)

Blue Jays (in Toronto)

Runs..... 13 (2, 9/24/2006)

Hits..... 19 (2, 6/1/2003)

Errors..... 4 (4, 8/11/1991)

2015
Opponents



ATLANTA BRAVES

Turner Field
755 Hank Aaron Drive, Atlanta, GA 30302 | 404-522-7630

Chairman and CEO..... Terence F. McGuirk
 President..... John Schuerholz
 President, Baseball Operations..... John Hart
 Director of Media Relations..... Brad Hainje
 Manager, Media Relations..... Adrienne Midgley
 Traveling Secretary..... Chris Van Zant
 2014 Record..... 79-83
 Stadium (First Season/Capacity)..... Turner Field (1997/49,393)
 Media Relations Telephone/Fax..... 404-614-1541/404-614-1391

Series Results, All-Time

Year	Home	Road	Total	Year	Home	Road	Total
1997	0-3	0-0	0-3	2005	2-1	0-0	2-1
1998	0-0	2-1	2-1	2006	0-0	3-0	3-0
1999	1-2	1-2	2-4	2007	2-1	2-1	4-2
2000	1-2	1-2	2-4	2009	2-1	2-1	4-2
2001	1-2	2-1	3-3	2012	2-1	0-0	2-1
2002	0-3	1-2	1-5	2014	2-0	2-0	4-0
2004	0-0	1-2	1-2	Totals	13-16	17-12	29-28

Last Sweeps

Red Sox 2-game in Boston..... 5/28-5/29/2014
 Red Sox 3-game in Boston..... N/A
 Red Sox 4-game in Boston..... Never Played
 Red Sox 2-game in Atlanta..... 5/26-5/27/2014
 Red Sox 3-game in Atlanta..... 6/16-6/18/2006
 Red Sox 4-game in Atlanta..... Never Played
 Braves 2-game in Boston..... Never Played
 Braves 3-game in Boston..... 6/28-6/30/2002
 Braves 4-game in Boston..... Never Played
 Braves 2-game in Atlanta..... Never Played
 Braves 3-game in Atlanta..... N/A
 Braves 4-game in Atlanta..... Never Played

Fredi Gonzalez, Manager

Record in Atlanta
358-290

Career Record
634-569

2015 Schedule
June 15-16 in Boston
June 17-18 in Atlanta

Series Highs
(Most Recent Occurrence)
Boston (in Boston)
Runs.....13 (5/19/2007)
Hits.....18 (5/19/2007)
Errors.....4 (5/21/2005)

Boston (in Atlanta)
Runs.....11 (6/20/2007)
Hits.....15 (6/20/2007)
Errors.....3 (2, 7/10/1999)

Braves (in Boston)
Runs.....15 (8/30/1997)
Hits.....19 (8/30/1997)
Errors.....3 (5/29/2014)

Braves (in Atlanta)
Runs.....10 (7/04/2004)
Hits.....15 (2, 6/18/2007)
Errors.....2 (5, 6/28/2009)

2015 Opponents



MIAMI MARLINS

Marlins Park
501 Marlins Way, Miami, FL 33125 | 305-480-1300

Owner/Chief Executive Officer..... Jeffrey H. Loria
 President..... David P. Samson
 President, Baseball Operations..... Michael Hill
 Senior Director, Communications..... Matt Roebuck
 Manager, Baseball Information..... Marty Sewell
 Director, Team Travel..... Manny Colon
 2014 Record..... 77-85
 Stadium (First Season/Capacity)..... Marlins Park (2012/37,422)
 Media Relations Telephone/Fax..... 305-480-139/305-408-3013

Series Results, All-Time

Year	Home	Road	Total	Year	Home	Road	Total
1997	1-2	0-0	1-2	2003	2-1	0-0	2-1
1998	0-0	2-1	2-1	2006	0-0	2-1	2-1
1999	2-1	0-0	2-1	2009	2-1	0-0	2-1
2000	0-0	2-1	2-1	2012	3-0	2-1	5-1
2001	2-1	0-0	2-1	Totals	12-6	8-4	20-10

Last Sweeps

Red Sox 2-game in Boston..... Never Played
 Red Sox 3-game in Boston..... 6/19-6/21/2012
 Red Sox 4-game in Boston..... Never Played
 Red Sox 2-game in Miami..... Never Played
 Red Sox 3-game in Miami..... N/A
 Red Sox 4-game in Miami..... Never Played
 Marlins 2-game in Boston..... Never Played
 Marlins 3-game in Boston..... N/A
 Marlins 4-game in Boston..... Never Played
 Marlins 2-game in Miami..... Never Played
 Marlins 3-game in Miami..... N/A
 Marlins 4-game in Miami..... Never Played

Mike Redmond, Manager

Record in Miami
139-185

Career Record
139-185

2015 Schedule
July 7-8 in Boston
August 11-12 in Miami

Series Highs
(Most Recent Occurrence)
Boston (in Boston)
Runs.....25 (6/27/2003)
Hits.....28 (6/27/2003)
Errors.....4 (6/30/1997)

Boston (in Miami)
Runs.....11 (7/1/2006)
Hits.....14 (2, 6/13/2012)
Errors.....3 (6/27/1998)

Marlins (in Boston)
Runs.....10 (2, 6/28/2003)
Hits.....16 (7/19/1999)
Errors.....1 (8, 6/19/2012)

Marlins (in Miami)
Runs.....10 (2, 6/28/2003)
Hits.....16 (7/19/1999)
Errors.....2 (2, 6/12/2012)



NEW YORK METS

Citi Field
Citi Field, Flushing, NY 11368 | 718-507-METS

Chairman & Chief Executive Officer Fred Wilpon
 President Saul B. Katz
 General Manager Sandy Alderson
 Vice President, Media Relations Jay Horwitz
 Senior Director, Media Relations Shannon Forde
 Assistant PR Director, Media Relations Ethan Wilson
 Director, Team Travel Brian Small
 2014 Record 79-83
 Stadium (First Season/Capacity) Citi Field (2009/41,922)
 Media Relations Telephone/Fax 718-565-4330/718-639-3619

Terry Collins,
Manager

Record in New York
304-344

Career Record
748-778

2015 Schedule
August 28-30 in New York

Series Highs
(Most Recent Occurrence)
Boston (in Boston)

Runs 12 (5/24/2009)
 Hits 16 (5/24/2009)
 Errors 2 (6/6/1998)

Boston (in New York)

Runs 9 (6/15/2008)
 Hits 13 (6/14/2008)
 Errors 1 (3, 7/13/2001)

Mets (in Boston)

Runs 9 (6/15/1998)
 Hits 12 (2, 7/14/2000)
 Errors 3 (5/22/2001)

Mets (in New York)

Runs 5 (2, 6/13/1999)
 Hits 12 (6/13/1997)
 Errors 2 (3, 7/14/2002)

Series Results, All-Time

Year	Home	Road	Total	Year	Home	Road	Total
1997	0-0	2-1	2-1	2001	0-0	1-2	1-2
1998	1-2	0-0	1-2	2006	3-0	0-0	3-0
1999	0-0	1-2	1-2	2009	1-2	0-0	1-2
2000	2-1	0-0	2-1	Totals	7-5	4-5	11-10

Last Sweeps

Red Sox 2-game in Boston Never Played
 Red Sox 3-game in Boston 6/27-6/29/2006
 Red Sox 4-game in Boston Never Played

Red Sox 2-game in New York Never Played
 Red Sox 3-game in New York N/A
 Red Sox 4-game in New York Never Played

Mets 2-game in Boston Never Played
 Mets 3-game in Boston N/A
 Mets 4-game in Boston Never Played

Mets 2-game in New York Never Played
 Mets 3-game in New York N/A
 Mets 4-game in New York Never Played

ALL-TIME OPPONENT HOME RUN LEADERS AT FENWAY PARK

(Regular Season)

PLAYER	HR	YEARS	PLAYER	HR	YEARS
Babe Ruth (L)	38	1920-1934	Joe Gordon	27	1938-1943/1946-1950
Mickey Mantle (S)	38	1951-1968	Rocky Colavito	26	1955-1968
Harmon Killebrew	37	1954-1975	Willie Horton	26	1963-1980
Al Kaline	30	1953-1974	Ken Keltner	25	1937-1944/1946-1949
Joe DiMaggio	29	1936-1951	Roy Sievers	25	1949-1965
Gus Zernial	28	1949-1959	Vic Wertz (L)	25	1947-1958/1961-1963
Lou Gehrig (L)	27	1923-1939	Reggie Jackson (L)	25	1967-1987

2015
Opponents



PHILADELPHIA PHILLIES

Citizens Bank Park
One Citizens Bank Park, Philadelphia, PA 19148 | 215-463-6000

President..... Pat Gillick
 Senior Vice President & General Manager..... Ruben Amaro, Jr.
 Vice President, Communications..... Bonnie Clark
 Director, Baseball Communications..... Greg Casterioto
 Coordinator, Baseball Communications..... Craig Hughner
 Director, Team Travel & Clubhouse Services..... Frank Coppenbarger
 2014 Record..... 73-89
 Stadium (First Season/Capacity)..... Citizens Bank Park (2004/43,651)
 Media Relations Telephone/Fax..... 215-463-6000/215-218-5449

Ryne Sandberg, Manager

Record in Philadelphia
93-111

Career Record
93-111

2015 Schedule
April 6, 8-9 in Philadelphia
Sept. 4-6 in Boston

Series Highs
(Most Recent Occurrence)
Boston (in Boston)
Runs..... 12 (4, 6/11/2010)
Hits..... 17 (6/11/2010)
Errors..... 4 (6/26/2004)

Boston (in Philadelphia)
Runs..... 13 (9/1/2003)
Hits..... 15 (6/21/2003)
Errors..... 2 (3, 6/14/2009)

Phillies (in Boston)
Runs..... 11 (7/17/1999)
Hits..... 18 (7/17/1999)
Errors..... 2 (6/9/2001)

Phillies (in Philadelphia)
Runs..... 11 (2, 6/14/2009)
Hits..... 15 (5/19/2012)
Errors..... 3 (6/13/2009)

Series Results, All-Time

Year	Home	Road	Total	Year	Home	Road	Total
1997	3-0	0-0	3-0	2006	3-0	2-1	5-1
1998	0-2	1-1	1-3	2008	0-0	2-1	2-1
1999	1-2	0-0	1-2	2009	0-0	2-1	2-1
2000	0-0	0-3	0-3	2010	2-1	2-1	4-2
2001	2-1	0-0	2-1	2011	0-0	1-2	1-2
2003	0-0	1-2	1-2	2012	2-1	0-0	2-1
2004	2-1	0-0	2-1	2013	1-1	1-1	2-2
2005	3-0	0-0	3-0	Totals	14-8	17-14	31-22

Last Sweeps

Red Sox 2-game in Boston..... 5/26-5/27/1997
 Red Sox 3-game in Boston..... 6/23-6/26/2006
 Red Sox 4-game in Boston..... Never Played

Red Sox 2-game in Philadelphia..... N/A
 Red Sox 3-game in Philadelphia..... 6/24-6/26/2005
 Red Sox 4-game in Philadelphia..... Never Played

Phillies 2-game in Boston..... 6/22-6/23/1998
 Phillies 3-game in Boston..... N/A
 Phillies 4-game in Boston..... Never Played

Phillies 2-game in Philadelphia..... 6/21-6/22/2003
 Phillies 3-game in Philadelphia..... 6/2-6/4/2000
 Phillies 4-game in Philadelphia..... Never Played

2015 Opponents

ACTIVE OPPONENT LEADERS VS. RED SOX

(Regular Season Career)

BATTING

RANK/PLAYER	AVG*	RANK/PLAYER	HR	RANK/PLAYER	RBI
1. N. Cruz.....	.348	1. A. Rodriguez.....	53	1. A. Rodriguez.....	148
2. A. Gordon.....	.347	2. J. Bautista.....	32	2. R. Cano.....	106
3. K. Suzuki.....	.345	3. M. Teixeira.....	28	3. M. Teixeira.....	82
4. J. Morneau.....	.338	4. R. Cano.....	21	4. E. Longoria.....	74
5. M. Cabrera.....	.324	5. E. Longoria.....	21	5. J. Bautista.....	71

*Minimum 150 PA

PITCHING

RANK/PLAYER	ERA*	RANK/PLAYER	W	RANK/PLAYER	SO
1. C. Wilson.....	2.63	1. D. Price.....	11	1. C. Sabathia.....	174
2. C. Tillman.....	2.69	2. C. Sabathia.....	11	2. S. Kazmir.....	157
3. J. Frasor.....	2.94	3. M. Buehrle.....	10	3. B. Colon.....	144
4. F. Hernandez.....	3.06	4. B. Colon.....	9	4. J. Shields.....	142
5. D. Price.....	3.08	5. S. Kazmir.....	9	5. D. Price.....	139
		J. Shields.....	9		

*Minimum 50.0 IP



WASHINGTON NATIONALS

Nationals Park
1500 South Capitol St., SE, Washington, DC 20003 | 202-640-7000

President of Baseball Operations & General ManagerMike Rizzo
Sr. Director, Baseball Communications & New Media Amanda Comak
Manager, Baseball Communications Kyle Brostowitz
Vice President, Clubhouse Operations & Team Travel Rob McDonald
2014 Record 96-66
Stadium (First Season/Capacity) Nationals Park (2008/41,408)
Media Relations Telephone/Fax 202-640-7000/202-640-7450

Series Results, All-Time

Year	Home	Road	Total	Year	Home	Road	Total
1997	0-0	0-3	0-3	2001	0-0	2-1	2-1
1998	3-0	0-0	3-0	2006	3-0	0-0	3-0
1999	0-0	0-3	0-3	2009	0-0	2-1	2-1
2000	3-0	0-0	3-0	2012	0-3	0-0	3-0
				Totals	9-3	4-8	13-11

Note: The Montreal Expos played in Montreal from 1962-2004 and moved to Washington, DC in 2005 to become the Washington Nationals.

Last Sweeps

Red Sox 2-game in Boston Never Played
Red Sox 3-game in Boston 6/19-6/21/2006
Red Sox 4-game in Boston Never Played

Red Sox 2-game in Washington Never Played
Red Sox 3-game in Washington N/A
Red Sox 4-game in Washington Never Played

Nationals 2-game in Boston Never Played
Nationals 3-game in Boston 6/7-6/9/1999
Nationals 4-game in Boston Never Played

Nationals 2-game in Washington Never Played
Nationals 3-game in Washington 6/8-6/10/2012
Nationals 4-game in Washington Never Played

Matt Williams, Manager

Record in Washington
96-66

Career Record
96-66

2015 Schedule
April 13-15 in Boston

Series Highs
(Most Recent Occurrence)
Boston (in Boston)

Runs15 (7/2/1998)
Hits20 (7/2/1998)
Errors1 (4, 7/8/2000)

Boston (in Washington)
Runs11 (6/23/2009)
Hits17 (6/23/2009)
Errors2 (3, 6/25/2009)

Nationals (in Boston)
Runs7 (6/8/2012)
Hits12 (6/8/2012)
Errors4 (6/19/2012)

Nationals (in Washington)
Runs13 (6/9/1999)
Hits14 (6/9/1999)
Errors3 (9/2/1997)

ACTIVE OPPONENT HOME RUN LEADERS AT FENWAY PARK

(Regular Season)

PLAYER	HR	PLAYER	HR
Alex Rodriguez	24	Edwin Encarnacion	10
Jose Bautista	20	Evan Longoria	10
Jason Giambi (L)	18	Adam Jones	9
Robinson Cano (L)	12	Curtis Granderson (L)	8
Mark Teixeira (S)	11	Torii Hunter	8
Nick Swisher (S)	10	Mark Reynolds	8
Carlos Pena (L)	10		

2015
Opponents



NATIONAL BASEBALL HALL OF FAME AND MUSEUM

25 Main Street, Cooperstown, New York 13326

Phone: (607) 547-7200 Fax: (607) 547-2044

Public Relations: (607) 547-0215

e-mail address: info@baseballhall.org

Website: baseballhall.org

Summer Hours: Memorial Day Weekend - Labor Day Weekend: 9 a.m. to 9 p.m.

Regular Hours: 9 a.m. to 5 p.m.

Holiday Closings: Thanksgiving Day, Christmas Day, and New Year's Day.

DIRECTORY: Jane Forbes Clark (Chairman), Joe Morgan (Vice Chairman), Jeff Idelson (President), Jeff Jones (Senior Vice President of Finance and Administration), Sean Gahagan (Vice President, Retail Merchandising & Licensing), Erik Strohl (Vice President, Exhibitions and Collections), Ken Meifert (Vice President, Sponsorship & Development)

RESEARCH AND LIBRARY CONTACTS: Jim Gates (Librarian), Jenny Ambrose (Photo Archives)

PR CONTACTS: Brad Horn (Vice President, Communications & Education) and Craig Muder (Communications Director)

HALL OF FAME WEEKEND 2015: July 24-27

Inductees: Craig Biggio, Randy Johnson,

Pedro Martinez, John Smoltz

Awards: Sat. July 25, 4:30 p.m., ET, Doubleday Field

Induction: Sun. July 26, 1:30 p.m. ET, Clark Sports Center

HALL OF FAME CLASSIC 2015: May 22-24

Legends Game and Special Events

Game: Sat. May 23, Doubleday Field

For more information, visit baseballhall.org

RED SOX IN THE HALL OF FAME

A total of 43 former players, managers and executives in the Hall of Fame spent some or part of their professional careers with the Boston Red Sox, including 2015 BBWAA Inductee John Smoltz, who played one season with the Red Sox. Ten of the other 42 men spent a majority of their careers with the Red Sox including: Wade Boggs, Jimmy Collins, Joe Cronin, Bobby Doerr, Harry Hooper, Jim Rice, Ted Williams, Carl Yastrzemski, Cy Young and Thomas Yawkey. For a complete list of Boston Red Sox in the Hall of Fame, visit the "Hall of Famers" team pages at www.baseballhall.org.

NOTABLE RED SOX ARTIFACTS IN COOPERSTOWN

- Bat used by World Series MVP David Ortiz throughout the 2013 postseason.
- Spikes worn during the 2013 World Series by Koji Uehara.
- Bat and batting gloves used by Jonny Gomes to hit his three-run home run in Game 4 of the 2013 World Series.
- Jacket worn during Game 6 of the 2013 World Series by manager John Farrell.
- Batting gloves worn by David Ortiz on July 4, 2012 when he hit his 400th career HR.
- Two May 20, 2011 tickets, the first time the Cubs visited Fenway since the 1918 Series.
- Ball hit by Marco Scutaro for the first hit at Target Field on April 12, 2010.
- Spikes worn by Boston's David Ortiz, new HR record for a DH, Sept. 15, 2009.
- Helmet from Manny Ramirez 500th home run on May 31, 2008.
- Ball signed by Kevin Youkilis from his record-setting 194th consecutive errorless game at first base on April 2, 2008.
- Spikes from Jon Lester and a ball and ticket from his no-hitter on May 19, 2008.
- Bat used in Game Four by 2004 Series MVP Manny Ramirez, to tie the postseason record for longest hitting streak at 17.
- Custom-made spikes worn by Curt Schilling during Game Two of the 2004 World Series, during which his ankle was sutured to protect a torn sheath around his Achilles' tendon.
- Triple Crown Award won by Carl Yastrzemski in 1967; led the A.L. in batting .326 with 44 home runs and 121 RBI.
- Bat and ball used to register Ted Williams' 500th home run on June 17, 1960.



Jonny Gomes' bat from his Game 4 home run in the 2013 World Series.

A LOOK AHEAD TO 2016

Ballots for the 2016 Hall of Fame/BBWAA election will be distributed in early December with results from the voting scheduled to be announced in January 2016. A partial list of first-year candidates for election includes: Jim Edmonds, Ken Griffey Jr., Trevor Hoffman and Billy Wagner. Historical information on past BBWAA elections and the election process can be accessed at www.baseballhall.org or by contacting the Hall of Fame Communications department.

CONNECT TO COOPERSTOWN

- For up-to-the-minute news from Cooperstown, visit at www.baseballhall.org. Stay up-to-date on all the activity at the Hall of Fame's official site and through social networking on Facebook, Instagram, Twitter and YouTube.
- If you would like to receive interesting stories and timely news items direct from the Hall of Fame and get the inside track on the latest happenings in Cooperstown, sign up for *Inside Pitch*. There's no cost to receive our weekly electronic newsletter in your e-mail box at home or work and it's easy to enroll: Just log on to www.baseballhall.org/insidepitch.
- If you have an interest in receiving *Around The Horn*, the Hall's monthly media newsletter, please send an e-mail to info@baseballhall.org. Be sure to include your name, name of organization and e-mail address. Or visit www.baseballhall.org/ath.

RESEARCH ASSISTANCE

The Hall of Fame is pleased to provide assistance in baseball research and members of the media are encouraged to utilize this valuable baseball resource whenever necessary by calling the Public Relations department at (607) 547-0215, or the Library Reference desk at (607) 547-0330.



Pedro Martinez was elected to the National Baseball Hall of Fame in 2015, his first year of eligibility. In seven seasons with the Red Sox from 1998-2004, he led the major leagues in ERA (2.52) and winning percentage (.760, 117-37).

History & Records


The History of the Red Sox

1901-1909

The American League was formed in **1901**, and Boston, Chicago, Detroit and Cleveland are the remaining charter members. The Boston American League Base Ball Club, officially known as the Americans, but also known by the media as the Somersets after owner **Charles Somers**, started the season on the road April 26 against the Baltimore Orioles (now the New York Yankees), but didn't get their 1st win until April 30 in Philadelphia, a 10-inning 8-6 decision pitched by **Cy Young**. **Young** also won the Huntington Avenue Grounds home opener May 8 against Philadelphia, 12-4. In **1903**, the team finished 1st with a 91-47 record earning a berth in the 1st World Series against the National League Pittsburg Pirates. Game 1 was played at Huntington Avenue and pitched by **Young**, who lost but then won 2 games in the Series. Boston won 5 games to 3, in a best of 9 series, bolstered by **Bill Dinneen** who won 3 games. **1904** brought another successful year with **Young** pitching the 1st perfect game of the modern era in the Huntington Avenue Grounds against Philadelphia on May 5. With a 95-59 record, the **1904** Americans were set to play the New York Giants in the World Series, but Giants manager John McGraw and owner John Brush refused to play, making this the 1st of only 2 times since 1903 the World Series was not played. After **1907**, the cross-town National League Red Stockings adopted the name "Doves" and changed the team colors from red to blue. Americans owner **John I. Taylor** snapped up the popular color, and renamed his team the Red Sox. In the latter half of the decade, **Young** continued to dominate, throwing a no-hitter in New York in **1908** on the way to his record 511 career wins. The Red Sox, however, would not see postseason play again until the next decade.

1910-1919

Taylor decided the Red Sox needed a new ballpark. Fenway Park opened in **1912**, and a decade of dynasty began. The new park, named Fenway Park due to its location in the Fenway part of Boston, opened April 20, 1912, with the Red Sox taking a 7-6, 11-inning decision from the New York Highlanders (Yankees). With a 105-47 record, the Sox headed for the World Series led by fireballer **Smoky Joe Wood's** 34-5 record, and centerfielder **Tris Speaker's** .383 batting average. This time, John McGraw did bring the Giants to the World Series, and the Sox defeated them 4 games to 3 with one tie. The Red Sox picked up a young left-handed pitcher in **1914** by the name of **George Herman "Babe" Ruth**, who would figure prominently in the Red Sox World Series dynasty of the next several years. The Red Sox went to the World Series 3 more times in the teens and won each year. The **1915** Series was marked by the strong hitting and fielding performances of the legendary Sox outfield of **Duffy Lewis**, **Speaker**, and **Harry Hooper**. After dropping Game 1, the Sox won the next 4 to defeat the Philadelphia Phillies for the championship. In **1916**, **Ruth** was the season and Series hero, with a 23-12 regular-season record and a 1.75 ERA. In Game 2 of the World Series, **Ruth** pitched a 14-inning, CG 2-1 win against Brooklyn, while the Sox went on to take the Series 4 games to 1 for the 2nd straight year. The Red Sox played their World Series games in 1915 and 1916 in the new and larger capacity National League Braves Field on Commonwealth Ave., which held 40,000 fans. In **1918**, **Ruth** extended his streak to 29.2 scoreless World Series innings, a record that stood until 1961, and also tied for the league lead with 11 home runs. In the World Series against the Chicago Cubs, **Ruth** and **Carl Mays** each won 2 games to lead the Sox to their 4th World Championship in 7 years. Journeyman LF **George Whiteman** was the club's unsung Series hero.



Cy Young pitched the first perfect game of the modern era on May 5, 1904.


1920-1929

After Sox owner **Harry Frazee** sold **Ruth** and most of his best players to the Yankees, the "Roaring Twenties" were anything but for the Red Sox. The team did not make it to .500 in any year of the decade, losing over 100 games in 3 straight seasons from **1925-1927**. To add to the difficulty on the field, the ballpark itself suffered a setback. On May 8, **1926**, fire roared through Fenway Park, destroying much of the left-field bleacher sections. Then-owner **Bob Quinn** could not afford to rebuild the sections, and the difficult decade for the Sox continued. All was not gloomy, however, as there were several stand-out performances by individual players during the decade. Pitcher **Sam Jones** won 23 games in **1921**, and **Howard Ehmke** won 39 games for the Sox in **1923-1924**, including a no-hitter against Philadelphia in **1923**. 1st baseman **Stuffy McInnis**, a member of the 1918 world champion team, set AL fielding records with a .999 fielding pct. in **1921** and still held the Red Sox career fielding pct. record at 1st base (.996) until Kevin Youkilis passed him in 2009.

The History of the Red Sox, Continued

1930-1939

The 30's brightened for the Red Sox, and though the team did not make it back to the great years of the teens, a new dynasty of ownership began in **1933**, when 30-year-old millionaire **Tom Yawkey** bought the club. His 1st order of business was to rebuild the fire-scarred stadium. Ironically, on the night of Jan. 4, **1934**, during construction of the new Fenway Park, another fire raged through the ballpark, destroying much of the progress. The park was ready for Opening Day 1934, however, when the Sox lost to **Joe Cronin** and his Washington Senators on April 17. The Red Sox fielded far better teams than they had in the decade prior, and also saw attendance figures increase, especially after Fenway was refurbished. On August 12, 1934, 46,766 fans attended **Ruth's** farewell game at Fenway, spilling out onto the field. The next season, the Sox set their record single-day attendance which still stands, with 47,627 fans attending a doubleheader on September 22 against the Yankees. **1935** also saw shortstop **Cronin** traded to the Sox from Washington to become player-manager. **1938** was the high point of the decade, with **Cronin** leading the Sox to an 88-61 record, and MVP **Jimmie Foxx** hitting 50 home runs, a team record which stood until 2006, with 175 RBI and a league-high .349 average. Veteran **Lefty Grove** led the league in ERA for 4 of the last 5 years of the decade. **1939** also brought forth a new era in Red Sox baseball, when **Ted Williams** began his legendary career. That season, the Red Sox had 5 future Hall of Famers on the roster including **Williams, Cronin, Foxx, Grove** and **Bobby Doerr**, and they finished with a strong 89-62 record. In **1931**, the Red Sox took the field with numbers on their uniforms for the 1st time. For some Red Sox players, these were the numbers that would forever be associated with them as Boston legends.



Ted Williams began his Hall of Fame career with the Red Sox in 1939.

1940-1949

The 40's got even better for the Red Sox. **1941** was a landmark year for the team, with **Williams** hitting .406 and **Grove** picking up his 300th career win. **Williams** is the last player to hit over .400 for a season, and **Grove** is 1 of 2 pitchers to get his 300th win as a Red Sox, the other being **Cy Young**. **Williams** continued his consistent hitting by picking up his 1st Triple Crown in **1942**, and his 2nd of 4 batting titles in the 40's. Rookie **Dave Ferriss** was 21-10 in **1945**, and helped the team return to the World Series in **1946** when he was 25-6. The Sox won the pennant by a comfortable 12-game margin in 1946, winning 104 games in the process, but lost the World Series for the 1st time in franchise history to the St. Louis Cardinals in 7 games. Fenway also played host to the 1946 All-Star Game, in which **Williams** went 4-for-4 with 2 home runs and 5 RBI. Coming off the AL pennant year, **Williams** won a 2nd Triple Crown in **1947**. Lights were also installed that season to start the era of night baseball at Fenway. **1948** and **1949** were both tough seasons for the Red Sox. While collecting 96 wins in each year, they finished both seasons 1 game out of 1st place. They lost a 1-game playoff to the Cleveland Indians in **1948**. Had the Sox won that game, they would have played the Boston Braves in the World Series. In **1949**, they lost the final 2 games of the season in Yankee Stadium to finish 1 game behind the Yankees. The Sox teams of the late 40's were led by pitcher **Mel Parnell** who won 25 games and the ERA title in 1949, while **Ellis Kinder** also picked up 23 victories in 1949. By the end of the 1940's, however, **Williams** had clearly established himself as one of the greatest players in baseball. He had played 8 seasons of Major League Baseball through 1949, during which time he amassed 2 MVPs, 2 Triple Crowns, 4 RBI titles (1 tied with teammate **Vern Stephens**), 4 home run titles, and 4 batting titles. **Dom DiMaggio**, one of baseball's greatest centerfielders, had a .298 career average, scored 100 runs 7 times, was a 7-time All-Star and led the AL in 1950 with 11 triples, 15 stolen bases, and 131 runs scored. In **1948**, he had 503 putouts, playing in the AL's smallest park, a record that stood until 1977. He is 1 of only 5 outfielders to have 500 putouts in a season. **Johnny Pesky**, an excellent all-around shortstop, had 200 hits in each of his 1st 3 ML seasons, and had a .313 career average for the Red Sox. The decade, overall, was the most successful for the team since the teens.

1950-1959

The 50's were another decade of strong hitting for the Sox, starting off with the Rookie of the Year Award-winning performance by 1st baseman **Walter Dropo** in **1950**. **Dropo** was a part of perhaps the best hitting Red Sox team ever, with the starting lineup averaging .313, and the entire team hitting .302. Infielder **Billy Goodman** won the batting championship in **1950** with his .354 average, while the team amassed a 94-60 record,

The History of the Red Sox, Continued

which would ultimately be their best for the decade. **Williams** broke his elbow in the All-Star Game and played in only 89 games (28 HR, 97 RBI). For the 2nd time in his career, **Williams** put off baseball for military service in the Korean War in **1952** and **1953**, after serving 3 years during World War II. Upon his return, he continued his usual impressive hitting with a tremendous league-leading .388 in **1957** with 38 home runs, and winning a 2nd straight title with a .328 average at the age of 40 in **1958**. Meanwhile, **Jackie Jensen** won the RBI title in **1955** (tied), **1958** and **1959**, and the MVP in **1958**. Rookie 3rd baseman **Frank Malzone** joined the team full-time in **1957** and won 3 Gold Glove Awards in **1957**, **1958**, and **1959**. Some Red Sox pitchers also fared well in the 1950's, as **Parnell** continued his successful pitching through the 1st half of the decade, winning 69 games for the Sox from **1950** to **1953** along with a no-hitter in **1956**. **Frank Sullivan** had 90 wins from 1954 to 1960, and **Ellis Kinder** became one of the League's best relief pitchers of the early 1950's. On July 21, **1959** infielder **Pumpsie Green** made his debut as the 1st Red Sox African-American major leaguer.

1960-1969

The end of the 50's also brought the end of the **Williams** era in Red Sox history. **Williams** hit his 521st and final home run into the Red Sox bullpen in his final at-bat on September 28, **1960**. The spot he vacated in left field was filled in **1961** by rookie **Carl Yastrzemski** who would later match some of **Williams'** feats, while pitcher **Don Schwab** would collect Rookie of the Year Pitcher honors after winning his 1st 10 straight decisions at Fenway on the way to a 15-7 record overall. Fenway Park also hosted the 1961 All-Star Game, a 1-1 tie, rained out after 9 innings. Sox pitching heroics continued in **1962** when both **Earl Wilson** and **Bill Monbouquette** tossed no-hitters, while **Monbouquette** went on to win 20 games in **1963**, and **Yaz** won his 1st batting title. **Dave Morehead** threw a no-hitter on September 16, **1965** against Cleveland at Fenway Park, but the Sox had their worst record of that decade, losing 100 games. One bright spot of **1965** was the emergence of Lynn, MA native **Tony Conigliaro**, who hit a league-leading 32 homers in his 2nd season, the 2nd of his 6 consecutive seasons of 20 or more home runs. After another losing season, finishing 9th in **1966**, the Red Sox overcame 100-1 odds and won the "Impossible Dream" pennant in **1967** with a 92-70 record. Though they did not win the World Series, that season lives on as one of the greatest in Red Sox history. **1967** proved to be career years for **Jim Lonborg**, who won the Cy Young Award with a 22-9 record plus 2 World Series wins, and **Yastrzemski**, who won the Triple Crown and MVP. 1st baseman **George Scott** and outfielder **Reggie Smith** were key performers in the pennant drive. **Ken Harrelson** led the league with 109 RBI in **1968**, while **Yaz** won his 3rd batting title. **Yaz** and **Rico Petrocelli** finished the 60's with 40-home run seasons in **1969**.

1970-1979

The era of **Yaz** continued into the 70's when he again hit 40 home runs while **Conigliaro** notched 36 home runs in **1970**. In **1972**, another young player made his mark by unanimously winning the Rookie of the Year Award. Catcher **Carlton Fisk**, a New Hampshire native, made his 1st full year in the majors count, leading the Red Sox to a 2nd-place finish, just 0.5 game out of 1st place, for their best finish since 1967. Pitcher **Luis Tiant** thrilled Sox fans and took home the ERA title that season. Two other famous rookies, **Jim Rice** and **Fred Lynn**, were added to the mix in **1975**, and made their mark on another AL championship season. **Lynn** won both MVP and Rookie of the Year honors, the 1st player ever to do so in the same year, while **Rice** hit 22 home runs and **Lynn** hit 21. **Tiant**, **Rick Wise**, and **Bill Lee** combined for 54 of the Red Sox 95 wins in 1975, with **Tiant** and **Wise** pitching all 3 of the Red Sox wins in the World Series. In Game 6, **Bernie Carbo's** 2-out, 3-run home run in the 8th inning tied the game at 6-6. **Fisk** left his mark on baseball history when he hit a 12th-inning pitch off the left-field foul pole for a dramatic finish for the Red Sox, in what many consider to be the greatest World Series game ever. Once again, however, the Sox came up short, and were defeated by Cincinnati in 7 games. On July 9, **1976**, owner **Tom Yawkey** passed away. **Mrs. Jean R. Yawkey**, **Haywood Sullivan** and Edward "Buddy" LeRoux were approved by the AL as the new owners in May, **1978**. The Sox continued to be successful through the end of the 1970's. In **1977**, they had 97 wins and finished just 2.5 games out of 1st. They finished **1978** with 99 wins, just 1 game out after losing, 5-4, in a 1-game playoff against the Yankees. Those 2 seasons were great years for **Rice**, who won the home run title



Yaz was inducted into the Hall of Fame in 1989.

The History of the Red Sox, Continued

in **1977**, and took home MVP honors in **1978**, after ending the season with the home run and RBI crowns. **Lynn** had a terrific **1979** season and won the batting championship, while **Yaz** got his 3,000th hit on September 12. That July, he also hit his 400th home run. **Dwight Evans** did his part, not only with his bat, but also in right field, picking up 3 Gold Glove Awards in the last 4 seasons of the decade. Versatile **Bob Stanley** made his entry upon the scene in **1977**, and in his 12-year Red Sox career racked up what was then a club-record 132 saves and became the club's all-time leader in games pitched. Shortstop **Rick Burleson** teamed with 2nd baseman and Fall River, MA native **Jerry Remy** to form one of the club's best double-play combinations.

1980-1989

3rd baseman **Carney Lansford** won a batting championship in **1981**. **Evans** tied for the 1981 AL home run title, one of his seven 20-plus HR seasons in the decade. **Rice** won the HR title in **1983** with 39, followed closely by **Tony Armas**, who had 36. **Armas** then hit 43 in **1984** to lead the AL. The early 80's

were not particularly successful for the Red Sox, however, and they failed to finish higher than 3rd until their AL championship in **1986**. **Evans** got 1986 off to an auspicious start, homering in Detroit on the 1st pitch of the season. **Roger Clemens**, who won the Cy Young and MVP awards, dominated AL batters in 1986, winning 24 games, including his 1st 14 decisions, with a 2.48 ERA. He also broke a major league record, striking out 20 in a 3-1 win April 29 vs. Seattle. Under manager **John McNamara's** leadership, the team won 95 games and came from a 3 games to 1 deficit in the ALCS to a World Series matchup with the Mets, which the Sox lost in 7 games. Overall, the season was filled with many personal milestones, with **Rice** getting his 2,000th hit, **Don Baylor** hitting his 300th HR, **Clemens** winning 20 games for the 1st time, and **Wade Boggs** winning his 3rd of 5 batting titles in the decade. In **1987**, **Boggs** won another batting title, while **Clemens** had his 2nd 20-win season and Cy Young Award, but the Red Sox finished a disappointing 5th. The Red Sox returned to their winning ways in the late '80s, topping the AL East again in **1988** with **Joe Morgan's** miracle team. After **Morgan** took over from **McNamara** in July, the Sox won 12 straight and 19 of 20 games, to come from 9 games behind and move into 1st place in the AL East. "Morgan's Magic" became the team's slogan, but the Red Sox were overpowered by Oakland in the ALCS. Nevertheless, the successful teams of the late 80's ushered in a decade of milestones and achievements in the 1990's.

1990-1999

The Sox started the decade off on the right foot by winning the AL East in **1990** with strong performances by **Boggs**, **Evans**, **Clemens**, **Mike Boddicker**, and rightfielder **Tom Brunansky**, whose great diving catch saved the final game of the season. Again, the Sox played the A's in the ALCS, and met the same fate, losing in 4 games. The 1990 season saw the Red Sox put players' names on the back of their road jerseys for the 1st time in club history. **1991** brought the start of the **Mo Vaughn** era, and the hard-hitting 1st baseman became a fan favorite, while Dalton, MA native **Jeff Reardon** pitched his way to 40 saves as the Sox headed to a 2nd-place finish. In February **1992**, **Mrs. Yawkey** passed away leaving her majority general partnership to the continued direction of **John L. Harrington** with **Haywood C. Sullivan** as general partner. After the **1993** season, **Sullivan** sold his interest in the club to the Yawkey Trust and **Harrington** became CEO of the organization. The Sox fared well after the new division set-up was established in **1995**, reaching postseason play 3 times in the last 5 years of the decade, including back-to-back appearances in **1998** and **1999**, the 1st time the team accomplished that since 1915-1916. In **1995**, the Red Sox and the Cleveland Indians started a Division Series rivalry that would last throughout the decade. Behind the powerful hitting of **Vaughn**, who led the AL in HR and picked up the MVP Award, and the stable pitching of **Clemens** and knuckleballer **Tim Wakefield**, the Sox won the East Division title and faced the Indians in the 1995 ALDS, only to be swept in 3 games. In **1996**, **Clemens** struck out 20 batters in a game for the 2nd time in his career, tying his own major league record. In **1997**, highly-touted shortstop **Nomar Garciaparra** made his way to Fenway and picked up the Rookie of the Year Award while leading the league with 209 hits. In **1998**, he was joined by another superstar, **Pedro Martinez**. The '98 Sox won the Wild Card for the 1st time. Strong pitching was the key to the team's success with **Martinez** going 19-7 with a 2.89 ERA, while **Tom Gordon** achieved a major league record 43 consecutive saves on his



Dwight Evans patrolled Fenway's right field from 1972-1990.

The History of the Red Sox, Continued

way to 46 saves in all. The Sox faced Cleveland in the Division Series, where they were defeated once again. The pitching would figure into another great season for the Sox in **1999**, a year in which Fenway hosted the final All-Star Game of the century, the 3rd in the history of the park. **Martinez** was MVP of the game, retiring all 6 batters he faced, 5 on strikeouts, ultimately winning the Cy Young Award unanimously, and falling just short of MVP honors with a 23-4, 2.07 ERA season. Once again, he led the Sox to a Wild Card berth and the Division Series against the Indians. This time, the Sox emerged victorious, coming back from losing the 1st two games to dramatically win the series behind six no-hit relief innings by **Martinez** and 2 HR and 7 RBI by **Troy O'Leary**, and traveled to the ALCS for the 1st time since 1986. The Sox met the Yankees in the series, and the high point was game 3, where Sox ace **Martinez** met former Sox ace **Clemens** at Fenway Park. Riding HR by **Garciparra**, **John Valentin** and **Brian Daubach**, the Sox cruised to a 13-1 win, their only win in the series.

Since 2000

2000 featured great efforts by **Martinez**, who unanimously won his 2nd straight Cy Young Award, and **Garciparra**, who won his 2nd consecutive AL batting title (.372). **Derek Lowe** tied for the AL lead with 42 saves. The Sox finished 2nd 85-77, 2.5 games behind the Yankees, and set a new Fenway Park attendance record of 2,586,024. On Dec. 13, 2000, the Red Sox signed OF **Manny Ramirez** to bolster the offense.

Despite major injuries to **Garciparra**, **Martinez**, **Valentin** and catcher **Jason Varitek**, the Red Sox led the AL East for most of the 1st half in **2001**. Through Aug. 24, the Sox were only 3 games behind the Yankees before they went into a tailspin that resulted in 21 losses in 26 games and finished 2nd at 82-79. Mgr. **Jimmy Williams** was replaced by pitching coach **Joe Kerrigan** prior to the Aug. 16 game vs. Seattle. RHP **Hideo Nomo** made his Sox debut April 4 in Baltimore and won, 3-0, with the club's 1st no-hitter since 1965. Nomo pitched a 1-hitter May 25 vs. Toronto and led the AL with 220 strikeouts. The team set new attendance records at home, 2,625,333 in 81 dates with 69 sellouts and 2,700,811 on the road in 80 dates.

The 68-year Yawkey era came to a close when a new ownership group led by **John Henry**, **Tom Werner** and **Larry Lucchino** took control prior to the **2002** season. In March 2002, they replaced GM **Dan Duquette** with VP of Baseball Operations **Mike Port**, on an interim basis, and brought in **Grady Little** as manager to replace **Kerrigan**. The Sox led the AL East from April 15-June 22 but finished 2nd in the AL East at 93-69, including 51-30 on the road. **Lowe** pitched Fenway Park's 1st no-hitter since 1965, 10-0 vs. Tampa Bay on April 27. **Lowe** (21-8) and **Martinez** (20-4) gave the Sox a pair of 20-game winners for the 1st time since 1949. **Ramirez** led the AL with a .349 average. **Lowe**, **Martinez**, **Ramirez**, **Garciparra**, **Shea Hillenbrand**, **Johnny Damon** and **Ugueth Urbina** were selected for the AL All-Star team and **Lowe**, **Hillenbrand** and **Ramirez** started the game. The team again set an attendance record (2,650,063 in 81 dates). On Nov. 25, 2002, **Theo Epstein** was named GM, making him the youngest in MLB history at 28 years, 10 months old.

The **2003** Red Sox had an exciting 95-67 regular season, their most wins since 1995, a 2nd-place East Division finish and the 16th trip to the postseason. The club won its 3rd Wild Card playoff berth and came from a 2-0 game deficit in the ALDS to win 3 straight vs. Oakland to advance to the ALCS vs. the Yankees. A dramatic 7-game

series developed that wasn't resolved until Aaron Boone's 11th-inning HR stopped the Red Sox. **Epstein** made offseason moves to help the team become an offensive powerhouse that set many records. The additions of **David Ortiz**, **Kevin Millar**, **Bill Mueller** and **Todd Walker** solidified a batting order that produced 961 runs, 2nd-most in club history. A club-record 6 players hit 20 HR and the Sox set a new team mark with 238. They set new ML records of 2,822 TB, 649 XBH and a .491 slug. pct., while their 371 doubles fell 2 shy of the ML mark held by the Sox (1997) and the Cardinals (1930). They were 53-28 .654 at home. **Lowe**



The Red Sox stormed the field in 2004 to celebrate the club's 1st World Series Championship since 1918.

The History of the Red Sox, Continued

(17-7), **Martinez** (14-4), **John Burkett** (12-9) and **Wakefield** (11-7) led a staff whose 1,141 strikeouts topped the AL. **Mueller** (.326) edged **Ramirez** (.325) for the AL batting crown while **Garciaparra** (105), **Ramirez** (104) and **Ortiz** (101) gave the Sox 3 players with 100 RBI for the 1st time since 1984.

In his 1st year as manager, **Terry Francona** led the **2004** Red Sox to a 98-64 record and a Wild Card berth, entering the post-season for the 17th time in franchise history. The Sox swept the Anaheim Angels in the ALDS as **Ortiz's** dramatic HR in the 10th inning of Game 3 ensured a rematch with the Yankees for the AL pennant. After dropping the 1st 3 games to New York, the Red Sox rallied behind the bat of **Ortiz**, the baserunning of **Dave Roberts**, an RBI single by **Mueller**, an airtight bullpen, and the gritty performance of **Curt Schilling** to win the final 4 games of the series, completing the greatest comeback in ML history. The Red Sox then swept the St. L. Cardinals to win the World Series for the 6th time and the 1st since 1918. Led by Series MVP **Ramirez**, the Red Sox never trailed. **Lowe** became the 1st pitcher ever to win the clinching game of 3 playoff series in 1 postseason. Key acquisitions **Schilling** and **Keith Foulke** lived up to their billing, while the mid-season trade of **Garciaparra** for **Orlando Cabrera**, **Doug Mientkiewicz**, and the acquisition of **Roberts**, improved the club's defense and speed. **Schilling** (21) combined with **Martinez** (16) to win more games than any other pair in the AL. **Martinez** (227) and **Schilling** (203) also became the 1st Red Sox teammates ever to strike out 200 batters in the same season. Offensively, the Sox were led by **Ramirez** and **Ortiz**, who became the 1st AL teammates to bat .300, hit 30 HR and drive in 100 runs since 1931. They also became just the 2nd pair of Red Sox to hit over 40 HR in a single season. The Red Sox sold out their 81-game home schedule for the 1st time and 4th time in ML history.



Jonathan Papelbon closed out the '07 World Series.

The **2005** Red Sox were 95-67, winning the AL Wild Card reaching postseason for a club-record 3rd straight season. The Sox were swept in the ALDS by the eventual World Champion Chicago White Sox. During the regular season, **Ortiz** (47 HR, 148 RBI) and **Ramirez** (45 HR, 144 RBI) combined for 92 HR and 292 RBI, more than any other duo in baseball. The Red Sox led the ML in runs, batt. avg., BB, OBP and OPS. The pitching staff was led by **Wakefield** (16-12). **Mike Timlin** had a league-high and single-season club record 81 apps, and rookie **Jonathan Papelbon** was impressive down the stretch. **Varitek** earned his first Gold Glove Award. The club set a new attendance mark for the 6th straight season with a total of 2,847,888. On Nov. 25, 2005, **Mike Lowell** and **Josh Beckett** were acquired from the Marlins as part of a 7-player deal.

In **2006**, the Red Sox set a home attendance record (2,930,588) for the 7th straight season, a ML record. A host of late-season injuries contributed to the team falling to an 86-76 record to miss postseason play for the 1st time since 2002. The Red Sox were 53-33 .616 at the All-Star break, its best winning pct. at that point since 1986 (56-31 .644), and led the AL East by 3 games. Boston set a ML fielding pct. record (.98910) (SEA .98887, 2003) with just 66 errors in 6,053 total chances. **Alex Gonzalez** led AL SS with a .985 fielding pct. (a club record). **Ortiz** led the AL with a club-record 54 HR and also led with 137 RBI, 355 TB and 119 BB. His 32 road HR tied Ruth (1927) for the AL record. He had 5 walk-off hits including 3 HR. **Papelbon** was a dominant closer until shoulder problems sidelined him after Sept. 1. He had 35 saves in 59 apps and held opps. to a .167 batting avg. He was the 2nd Sox rookie pitcher selected for the All-Star Game (Don Schwall 1961) but did not pitch. **Ramirez** hit .321 with 35 HR, 102 RBI and 100 BB but played in just 11 games the final 6 weeks due to right knee tendinitis. He received the most votes of any AL player to start the All-Star Game but his knee problem prevented him from playing. **Schilling** made a comeback from his injury-curtailed 2005 and was 15-7 in 31 games. **Beckett** led the staff in wins in his 1st Red Sox season (16).

In **2007**, the Red Sox clinched their 1st AL East title since 1995 going 96-66. After sweeping the Angels 3-0 in the ALDS, Boston went down 3 games to 1 in the ALCS vs. Cleveland. The Sox completed another comeback to clinch their 12th AL pennant. Boston swept the N.L. Champion Rockies to win their 2nd title in 4 years and 7th overall. The Red Sox offense was led by World Series MVP **Lowell** and the stellar pitching efforts of **Beckett**, **Schilling**, and **Papelbon**. **Francona** became the 1st Sox manager to take a team to the postseason in 3 different seasons (2004-

The History of the Red Sox, Continued



Dustin Pedroia earned AL MVP honors in 2008.

also finished 2nd in the AL with a .986 fielding pct. led by the outstanding play of Gold Glove-winning **Kevin Youkilis** who handled a Red Sox record 1,586 straight errorless chances at 1B (1,079 chances in 2007). **Clay Buchholz** became just the 3rd player in ML history to throw a no-hitter in his 1st or 2nd ML start on Sept. 1, 2007 (his 2nd try).

The **2008** Red Sox began their World Series title defense on March 25, 2008 in Tokyo, Japan vs. the A's. The club finished with a 95-67 regular-season record (.586) to clinch their 6th AL Wild Card berth. After defeating the Los Angeles Angels 3 games to 1 in the 2008 ALDS, Boston lost the ALCS to Tampa in 7 games. The Red Sox were sparked by the stellar play of AL MVP **Pedroia** who led the team in avg., games, at-bats, runs, hits and doubles. His 54 doubles led the AL, he tied for the league lead with 213 hits and ranked among the top 5 with a .326 avg. (2nd), 653 AB (3rd), and 322 TB (4th). **Youkilis** saw a ML-record 238 consecutive errorless games (2,002 TC) streak end on June 7, and also led the team in HR, RBI, slug., and OBP to finish 3rd in AL MVP voting. The team sent 7 players to the 2008 All-Star Game: **Ramirez**, **Ortiz**, **Youkilis** and **Pedroia** were elected starters; **Varitek**, **Papelbon**, and All-Star Game MVP **Drew** were reserves. A 3-team deadline trade sent **Ramirez** to the LA Dodgers and brought OF **Jason Bay** from Pittsburgh. **Bay** was instrumental in the late-season playoff push as he hit .293 (54-184) with 54 RBI and 9 HR over 49 games. **Jacoby Ellsbury** (50) led the league in SB. The club led the ML with 16 SHO and was 1st in the AL with 1,185 strikeouts, 2nd most in team history (1,259 in 2001). **Matsuzaka** led starters with an 18-3 record and 2.90 ERA. **Papelbon** continued as a premier closer with 41 saves. **Jon Lester** threw the 18th no-hitter in Red Sox history vs. KC on May 19 at Fenway Park. For the 9th consecutive year, the Red Sox established a new club record for home attendance totalling 3,048,248 fans in 81 games, a new MLB mark.

The **2009** Red Sox finished 2nd in the AL East at 95-67 (.586), their 12th straight winning record. Boston won its 7th AL Wild Card. It was the 20th playoff appearance in the team's 109-year history. The Red Sox were swept 3-0 by the Angels. The Red Sox had 126 SB, the club's highest total since the 1916 squad stole 129. The team had 6 All-Stars (**Bay**, **Beckett**, **Papelbon**, **Pedroia**, **Wakefield**, and **Youkilis**). They acquired C/1B **Victor Martinez** from the Cleveland Indians at the trade deadline. **Martinez** logged a 25-game hit streak from Aug. 28-Sept. 26. **Beckett** and **Lester** combined as the only AL teammates with 15 wins, 200 innings and a sub-4.00 ERA. **Ellsbury** led the ML with a club-record 70 steals. **Papelbon's** 155 career saves passed Bob Stanley's club-record 132 saves. **Wakefield** also topped the Red Sox career starts list with 388 over Roger Clemens (382). For the 10th straight year, the Red Sox set a new club record for home attendance, an accomplishment unprecedented in MLB.

The **2010** Red Sox finished 3rd in the AL East at 89-73 (.549), their 13th consecutive winning season. The Sox offense led MLB in: TB (2546), 2B (358), and OPS (.790). Red Sox pitchers led the AL with 1,207 strikeouts. **Buchholz** and **Lester** anchored the staff as the only pair of teammates in baseball to win 17 or more games and compile ERAs below 4.00. They each won AL Pitcher of the Month honors in 2010 (May and August, respectively). **Ortiz** captured AL Player of the Month honors in May (.363, 10 HR). He led the Sox with 32 HR and tied for the team RBI lead with **Adrian Beltre** (102 each). 6 Red Sox made the AL All-Star team (**Beltre**, **Buchholz**, **Lester**, **Martinez**, **Ortiz**, and **Pedroia**). **Wakefield** became the club's all-time IP leader during his June 8 start. On Aug. 3 vs. the Indians, **Lowell** made his 1st plate app. at Fenway Park in over a month and hit a HR into the Green Monster

The History of the Red Sox, Continued

seats. He announced his retirement before the team's Oct. 2 game vs. New York. Several newcomers contributed: rookie **Daniel Nava** hit a grand slam on June 12 vs. Philadelphia on the 1st pitch he saw in the ML. On April 20 vs. Texas, **Darnell McDonald** hit an 8th-inning, PH HR in his 1st Red Sox at-bat, then drove a walk-off, GW hit off the Green Monster one inning later. Despite missing **Beckett, Buchholz, Mike Cameron, Ellsbury, Martinez, Pedroia, Varitek** and **Youkilis** for extended stretches, the Sox remained in the race battling in the only division in baseball with four 85-plus win teams.

The Red Sox finished **2011** at 90-72 (.556), the 14th straight year with a winning record. They started 0-6 but went on to post a ML-leading 81-42 (.659) record from April 16-Aug. 31, the most wins in any stretch of 123 games by a Red Sox team since 1949. Boston led the ML at 20-6 (.769) in July, the team's best record in any month since April 1952 (10-2, .833). The club began September with the AL's best record at 83-52 (.615) but went 7-20 (.259) the rest of the way. A loss in the final regular-season game, Boston's 1st all season when entering the 9th inning with a lead, ensured that they would not reach the playoffs. Their 9-game lead for a playoff spot was the largest ever relinquished in ML history entering September. The Sox led the ML in runs (875), hits (1,600), 2B (352), XBH (590), RBI (842), TB (2,631), OBP (.349), slugg. pct. (.461), OPS (.810), and 10+ run games (25). **Adrian Gonzalez** (213) and **Ellsbury** (212) were 2 of the 5 major leaguers with at least 200 hits. The Sox featured 4 of the top 7 hitters in the AL in batting avg.: **Gonzalez** (.338, 2nd), **Ellsbury** (.321, 5th), **Ortiz** (.309, 6th), and **Pedroia** (.307, 7th). On Aug. 16 vs. Tampa Bay, the club turned its 1st triple play since 1994. **Ellsbury** became the 1st Red Sox to lead the ML in total bases (364) since Tony Armas in 1984 and also led the ML with 83 XBH. He became the 1st ever Red Sox to record a 30-HR/30-SB season (32 HR/39 SB) and had the most errorless chances ever in a season by a Red Sox OF (394). **Pedroia** (21 HR/26 SB) joined him as the 1st Red Sox teammates ever to record 20-HR/20-SB seasons in the same year. **Gonzalez** and **Pedroia** each won a Gold Glove, the 1st time 3 Red Sox have won the award in one season. **Ortiz**, who hit 29 HR, was the 2011 recipient of the prestigious Roberto Clemente Award for positive contributions on and off the field. The Sox had 6 players selected to play for the AL in the All-Star Game: **Ortiz, Youkilis, Ellsbury, Gonzalez, Beckett** and **Lester. Wakefield** earned his 200th career win on Sept. 13 vs. Toronto and in his next app., Sept. 18 vs. Tampa Bay, became the 1st Red Sox to record 3,000 innings with the club. The Sox sold out all 81 home games with a home attendance of 3,054,001. The club ran their ML record streak to 712 consecutive games.

2012 was the 100th Anniversary of Fenway Park and the year was filled with events, tributes and memorable moments. A free open house took place on April 19 with 54,000 fans visiting the ballpark. The next day, 212 alumni took part in pregame ceremonies prior to a game vs. the Yankees, exactly 100 years from Fenway's opening game, also vs. New York. Mr. Red Sox, **Johnny Pesky**, who spent 61 years with the club as a SS, mgr., coach, broadcaster, special assistant and ambassador, passed away on Aug. 13 at age 93. The Red Sox finished the season with a 69-93 .426 record, their lowest winning pct. since 1965. Mgr. **Bobby Valentine**, hired to replace **Francona** after the 2011 season, was let go when the season ended. The club had not lost 90 games in a season since 1966 (the longest streak in the ML). It also ended 14 straight winning seasons, the second longest such streak in club history to a 16-year run, 1967-82. It was the first 5th-place (last) finish in the AL East since the current format began in 1994. 27 different players went on the DL for 34 separate stints, both of which were the most by a Sox team since at least 1971 (the most by any team since at least 1987). Injuries were a key for 26 pitchers being used (2 shy of club record in 2006) and 56 players appeared in a game (a new club mark). On Aug. 25, the Red Sox made a 9-player trade with the Dodgers (3rd time Sox were involved in a 9-player move, 2nd only to

a 10-player trade with Milwaukee in 1971). The Sox did lead the ML with 339 doubles (3rd straight year). **Ortiz** (voted DH starter; only Red Sox on All-Star team) went on DL July 18 due to right Achilles strain and played in only one more game the rest of the season. Rookie 3B **Will Middlebrooks** debuted on May 2 and hit .288 with 15 HR and 54 RBI in 75 games before a season-ending right wrist fracture on Aug. 10. LHP **Felix Doubront**, 24, averaged 9.34 K/9 IP (167 K, 161 IP). **Lester** reached 1,060 career strikeouts to



The Red Sox celebrated the 100th Anniversary of Fenway Park in 2012.

The History of the Red Sox, Continued

surpass Bruce Hurst (1,043) for most ever by a Sox lefty. **Jarrod Saltalamacchia's** 25 HR were 2nd for AL catchers, the first catcher to lead the Red Sox since Carlton Fisk (26) in 1973. On Sept. 26, the last day of the home season, the All-Fenway Team (as selected by fans via on-line vote, with input from historians and consultants) was introduced to the crowd. The Red Sox drew 3,043,003 fans at Fenway in 2012.



The 2013 Red Sox clinched the World Series at home for the 1st time since 1918.

The **2013** Red Sox had a story-book year going from last place to first place in the East, winning the AL pennant and capturing their 3rd World Series title in 10 years, 8th overall. The all-time home sellout streak in American sports history ended on April 10, the 2nd game of the season. The streak began on May 15, 2003 and reached 794 games plus 26 more in postseason play. New manager **John Farrell**, the club's pitching coach from 2007-10, who was named the team's 46th manager on Oct. 22, 2012, became the 7th to lead the Red Sox into the postseason in his first year and the 4th to win the World Series. At 97-65 (.599), they tied St. Louis for the best record in MLB. It was the 7th time the Red Sox won 97 or more games and only the 2nd time since 1978. They were an AL-best 53-29 (.654) at home. They were in first place an AL-high 158 days after failing to spend one day in first in 2012. For only the 2nd time in 113 years (1903), the Red Sox did not have more than a 3-game losing streak. (An 18-8 April was followed by a 15-15 mark in May and then an over-.500 record every month.) It all culminated in October with a 3-to-1 game margin over Tampa Bay and 4 games to 2 decision over Detroit for the AL pennant and St. Louis in the World Series. It was the first time the Red Sox clinched a World Series title at home since 1918. Closer **Koji Uehara** was the ALCS MVP and **Ortiz** won the World Series MVP. **Ortiz** went 11-for-16 (.688) with 2 home runs and 8 walks. **Uehara** was 1-0, 0.00 ERA, 3 saves in 5 games vs. the Tigers. Overall in the postseason, he was 1-1 in 13 games with 7 saves, 16 strikeouts and no walks in 13.1 IP. **John Lackey** became the 1st pitcher ever to start and win the clinching game of a World Series

for two different teams. **Ortiz** (starting DH), **Pedroia** and **Buchholz** were on the AL All-Star team that defeated the NL, 3-0, in July. Rawlings Gold Glove honors for defensive excellence went to 2B **Pedroia** and RF **Shane Victorino**, and **Pedroia** was named the AL's Wilson Defensive Player of the Year. The Red Sox led the majors in batting average, runs, OBP, SLG, OPS, doubles, XBH, TB, and BB as well as grand slams. Seven PH HR led the AL and tied the club record (1953) with **Jonny Gomes'** 4 tying for the ML high. The club had 11 walk-off wins, 2nd in the AL and their most since 1961. Sox pitchers had a 3.79 ERA, 6th in the AL, their best since 2002. Sox staff set new club marks with 1,294 strikeouts and 47 double-figure games. **Uehara** set a team record with 37 consecutive batters retired, 8/17-9/13. **Uehara**, who didn't become the official closer until the end of June, was 4-1, 1.09 overall with 21 saves in 73 games, 101 K, 9 BB. **Pedroia** set all-time club marks with 159 starts and 160 games at 2B. **Ellsbury** led MLB with 52 SB in 56 tries (92.9%). He set a club record with 5 SB on May 30 at PHI. He also hit 3 leadoff home runs for a new team career record of 12. **Lester** reached 15 wins for the 5th time (15-8) and also went over 200 IP (213.1) for the 5th time. He set a team career record for LHP of 1,237 strikeouts.

In **2014** the Red Sox went 71-91, .438 and returned to last place a year after winning the World Series, becoming the 1st team to go from last to a WS title and back to last place in 3 straight years. Due to numerous trades, including 4 within the last 4 hours of the 7/31 deadline, 55 players appeared for the team, 1 shy of Boston's 2012 record. By the deadline, the Sox had dealt 4 members of its season-opening rotation in **Lester**, **Lackey**, RHP **Jake Peavy**, and **Doubront**. As a result, 9 different pitchers made at least 10 starts. With 35 HR (T-5th in AL) and 104 RBI (6th), **Ortiz** notched his club-record 8th 30-HR/100-RBI season. **Pedroia** won his 4th Gold Glove and led the majors with a club record for fielding pct. at 2B (.997) but was hampered by injury. Sox outfielders led the AL with 37 assists, and **Jackie Bradley Jr.** topped MLB with 13 assists and 8 double plays from CF. Rookie C **Christian Vazquez** posted 51.7 CS rate (15 of 29), best in club history (min. 15 games at C). 21-year-olds SS/3B **Xander Bogaerts** (led MLB rookies with 142 starts) and OF/2B **Mookie Betts** (debuted with a .291 AVG in 52 games), along with INF/OF **Brock Holt** (1st Red Sox ever to start at 1B, 2B, SS, 3B, LF, CF, RF in a season) were among 19 rookies to play for the Sox, the club's most since 1926 (21). **Lester** and **Uehara** pitched for the AL All-Star Team, led by **Farrell** and his coaches.

Ownership History

- 1901-02** Charles W. Somers of Ohio was one of the founders and financiers of the new American League who also owned the Cleveland team and made his fortune in the lumber and coal business.
- 1903-04** Henry J. Killilea was a Milwaukee lawyer and expert on baseball law who played an important role in the negotiations that ended the National League-American League war in early 1903.
- 1904-11** John I. Taylor was an avid sportsman and son of the owner, publisher and editor of *The Boston Globe*. He changed the team's nickname to "Red Sox" in 1907 and oversaw the land acquisition and construction of Fenway Park, which opened in 1912.
- 1912-13** James R. McAleer was a National League outfielder during the 1890s who came out of retirement to help form the new American League's St. Louis franchise in 1901 as a player-manager. In December 1911, he bought 50 percent of the Red Sox from Taylor and was named club president.
- 1914-16** Joseph J. Lannin was a Canadian-born hotel and real estate tycoon in New York and Boston. He was a zealous baseball fan with a minority share in the National League Boston Braves before he purchased McAleer's 50 percent controlling interest in the Red Sox in early 1914.
- 1917-23** Harry H. Frazee was a long-time flamboyant baseball fan who was born in Peoria, IL and became successful in real estate management, stock brokerage and as a Broadway theatrical producer. He purchased the Red Sox in late 1916 from Lannin in a deal that included Fenway Park.
- 1923-33** J.A. Robert Quinn was a career baseball executive who was business manager of the St. Louis Browns prior to putting together a syndicate that purchased the Red Sox from Frazee on August 1, 1923. He was appointed team president and presiding owner.
- 1933** Thomas A. Yawkey was a New York entrepreneur who bought the team on February 25, 4 days after his 30th birthday, and placed the club in a Trust.
- 7/9/1976** Tom Yawkey died leaving his widow, Jean, as the primary beneficiary.
- 1978** The Yawkey Estate sold the team to a partnership including Jean R. Yawkey, Edward G. (Buddy) LeRoux, Jr. and Haywood C. Sullivan. The sale was approved by the American League on May 23.
- 1981** Jean R. Yawkey moved to Boston, established the Jean R. Yawkey Trust, and transferred team ownership interests to it. She appointed John L. Harrington as co-Trustee.
- 1987** The Jean R. Yawkey Trust bought out Edward G. (Buddy) LeRoux, Jr., giving it 2 out of 3 General Partner votes.
- 1992** Jean R. Yawkey died in February and the Jean R. Yawkey Trust continued with John Harrington as Trustee with sole authority over Red Sox matters.
- 1993** The Jean R. Yawkey Trust bought out Haywood C. Sullivan's 1 General Partnership unit, giving it all 3 General Partnership units of the Red Sox, along with the three Red Sox limited partnership units previously acquired (53.49 %).
- 2002** The Jean R. Yawkey Trust sold the club to a group led by John W. Henry, Tom Werner and Larry Lucchino on December 20, 2001. The sale was approved by Major League Baseball on January 16 and closed on February 27.

Managerial History

	G	W	L	T	PCT.	YEARS
Baker, Del	7	2	5		.286	1960
Barrow, Ed	418	213	203	2	.512	1918-20
Barry, Jack	157	90	62	5	.592	1917
Boudreau, Lou	463	229	232	2	.497	1952-54
Carrigan, Bill	1003	489	500	14	.494	1913 -16; '27-29
Chance, Frank	154	61	91	2	.401	1923
Collins, Jimmy	842	455	376	11	.548	1901-06
Collins, J. "Shano"	208	73	134	1	.353	1931-32
Cronin, Joe	2007	1071	916	20	.539	1935-47
Donovan, Patsy	311	159	147	5	.520	1910-11
Duffy, Hugh	308	136	172		.442	1921-22
Farrell, John	324	168	156		.519	2013-14
Fohl, Lee	463	160	299	3	.349	1924-26
Francona, Terry	1296	744	552		.574	2004-11
Harris, Bucky	153	76	76	1	.500	1934
Herman, Billy	310	128	182		.413	1964-66
Higgins, Mike	1119	560	556	3	.502	1955-59; '60-62
Hobson, Butch	439	207	232		.472	1992-94
Houk, Ralph	594	312	282		.525	1981-84
Huff, George	8	2	6		.250	1907
Johnson, Darrell	408	220	188		.539	1974-76
Jurges, Billy	122	59	63		.484	1959-60
Kasko, Eddie	640	345	295		.539	1970-73
Kennedy, Kevin	306	171	135		.559	1995-96
Kerrigan, Joe	43	17	26		.395	2001
Lake, Fred	192	110	80	2	.579	1908-09
Little, Grady	324	188	136		.580	2002-03
McCarthy, Joe	369	223	145	1	.606	1948-50
McGuire, Deacon	227	98	123	6	.443	1907-08
McManus, Marty	248	95	153		.383	1932-33
McNamara, John	571	297	273	1	.521	1985-88
Morgan, Joe	563	301	262		.535	1988-91
O'Neill, Steve	249	150	99		.602	1950-51
Pesky, Johnny	326	147	179		.451	1963-64; '80
Popowski, Eddie	10	6	4		.600	1969, '73
Runnels, Pete	16	8	8		.500	1966
Stahl, C. "Chick"	40	14	26		.350	1906
Stahl, Jake	235	144	88	3	.621	1912-13
Unglaub, Bob	29	9	20		.310	1907
Valentine, Bobby	162	69	93		.426	2012
Wagner, C. "Heinie"	154	52	102		.338	1930
Williams, Dick	477	260	217		.545	1967-69
Williams, Jimy	766	414	352		.540	1997-01
York, Rudy	1	0	1		.000	1959
Young, Cy	6	3	3		.500	1907
Zimmer, Don	715	411	304		.575	1976-80
TOTALS	17,783	9,146	8,554	82	.514	1901-2014

NOTE: The W-L-T columns total 1 game less than the 17,783 game total reflected above as a result of a protested game and a major league ruling. On 7/28/1924 the Red Sox played a 10-inning game vs. STL, a supposed 10-5 win. St. Louis protested the game and AL President Ban Johnson ordered the game replayed on 9/13 as the 2nd game of a doubleheader. The game of 7/28 was discounted and Red Sox Manager Lee Fohl and the STL manager were credited with a no decision. The Red Sox won the replay of the protested game 13-11.

Beginning with the 1920 season, the major league rule states: "If a protested game of at least 5 innings duration was ordered replayed in its entirety, then no win or loss is credited, but both managers are credited with a no-decision game."

All-Time Roster

1,721 players have appeared in at least 1 game for the Red Sox since the team joined the American League in 1901. (**Bold-faced = living through 2/15/2015**)

A

Aardsma, David, rhp - 2008
Aase, Don, rhp - 1977
Abad, Andy, of-1b - 2003
Aceves, Alfredo, rhp - 2011-13
Adair, Jerry, inf - 1967-68
Adams, Bob, rhp - 1925
Adams, Terry, rhp - 2004
Adkins, Doc, rhp - 1902
Agbayani, Benny, of - 2002
Agganis, Harry, 1b - 1954-55
Agnew, Sam, c - 1916-18
Aguilera, Rick, rhp - 1995
Albers, Matt, rhp - 2011-12
Alcantara, Lirael, of - 2000-01
Alexander, Dale, 1b - 1932-33
Alexander, Manny, inf - 2000
Alicea, Luis, 2b - 1995
Allenson, Gary, c - 1979-84
Almada, Mel, of - 1933-37
Almonte, Hector, rhp - 2003
Altrock, Nick, lhp - 1902-03
Alvarado, Luis, inf - 1968-70
Alvarez, Abe, lhp - 2004-06
Andersen, Larry, rhp - 1990
Anderson, Brady, of - 1988
Anderson, Brian, of - 2009
Anderson, Fred, rhp - 1909, '13
Anderson, Jimmy, lhp - 2004
Anderson, Lars, 1b - 2010-12
Andres, Ernie, 3b - 1946
Andrew, Kim, 2b - 1975
Andrews, Ivy, rhp - 1932-33
Andrews, Mike, 2b - 1966-70
Andrews, Shane, inf - 2002
Aparicio, Luis, ss - 1971-73
Aponte, Luis, rhp - 1980-83
Arellanes, Frank, rhp - 1908-10
Armas, Tony, cf - 1983-86
Armbruster, Charley, c - 1905-07
Arrojo, Rolando, rhp - 2000-02
Aroyo, Bronson, rhp - 2003-05
Asbjornson, Asby, c - 1928-29
Ashley, Billy, lf - 1998
Aspromonte, Ken, 2b - 1957-58
Astacio, Pedro, rhp - 2004
Atchison, Scott, rhp - 2010-12
Atkins, Jim, rhp - 1950, '52
Auker, Elden, rhp - 1939
Aulds, Doyle, c - 1947
Avery, Steve, lhp - 1997-98
Avila, Bobby, 2b - 1959
Aviles, Mike, inf - 2011-12
Aviles, Ramon, inf - 1977
Azzue, Joe, c - 1969

B

Badenhop, Burke, rhp - 2014
Bader, Loren, rhp - 1917-18
Baerga, Carlos, 2b-3b - 2002
Bagby, Jr., Jim, rhp - 1938-40, '46
Bailey, Andrew, rhp - 2012-13
Bailey, Bob, inf-of - 1977-78
Bailey, Cory, rhp - 1993-94
Bailey, Gene, of - 1920
Bailey, Jeff, 1b-of - 2008-09
Baker, Al, rhp - 1938
Baker, Floyd, inf - 1953-54
Baker, Jack, 1b - 1976-77
Baker, Tracy, 1b - 1911
Baldelli, Rocco, of - 2009

Ball, Neal, inf - 1912-13
Bankhead, Scott, rhp - 1993-94
Banks, Willie, rhp - 2001-02
Barbare, Walter, 3b - 1918
Barberich, Frank, rhp - 1910
Bard, Daniel, rhp - 2009-13
Bard, Josh, c - 2006
Bark, Brian, lhp - 1995
Barkley, Brian, lhp - 1998
Barna, Babe, of - 1943
Barnes, Matt, rhp - 2014
Barr, Steve, lhp - 1974-75
Barrett, Bill, of - 1929-30
Barrett, Bob, 3b - 1929
Barrett, Frank, rhp - 1944-45
Barrett, Jimmy, lf - 1907-08
Barrett, Marty, 2b - 1982-90
Barrett, Tommy, 2b - 1992
Barry, Ed, lhp - 1905-07
Barry, Jack, ss-2b - 1915-17, '19
Bates, Aaron, inf - 2009
Batts, Matt, c - 1947-51
Baumann, Frank, lhp - 1955-59
Bay, Jason, lf - 2008-09
Baylor, Don, dh-of - 1986-87
Bayne, Bill, lhp - 1929-30
Beato Pedro, rhp - 2012-13
Beck, Rod, rhp - 1999-01
Beckett, Josh, rhp - 2006-12
Bedard, Erik, lhp - 2011
Bedient, Hugh, rhp - 1912-14
Belinda, Stan, rhp - 1995-96
Bell, Gary, rhp - 1967-68
Bell, Juan, 3b - 1995
Bellhorn, Mark, 2b - 2004-05
Beltre, Adrian, 3b - 2010
Beltre, Esteban, inf - 1996
Beniquez, Juan, ss-lf - 1971-72, '74-75
Benjamin, Mike, inf - 1997-98
Bennett, Dennis, lhp - 1965-67
Bennett, Frank, rhp - 1927-28
Benton, Al, rhp - 1952
Benzinger, Todd, of-1b - 1987-88
Berberet, Lou, c - 1958
Berg, Moe, c - 1935-39
Berger, Boze, inf - 1939
Berry, Charley, c - 1928-32
Berry, Quintin, of - 2013
Berry, Sean, 3b - 2000
Berryhill, Damon, c - 1994
Betts, Mookie, of-inf - 2014
Bevan, Hal, 3b - 1952
Beville, Ben, rhp - 1901
Bichette, Dante, dh-of - 2000-01
Bigelow, Elliott, of - 1929
Billingham, Jack, rhp - 1980
Bird, Doug, rhp - 1983
Bischoff, John, c - 1925-26
Bishop, Max, inf - 1934-35
Black, Dave, lhp - 1923
Blackwell, Tim, c - 1974-75
Blethen, Clarence, rhp - 1923
Blosser, Greg, of - 1993-94
Bluhm, Red, ph - 1918
Boddicker, Mike, rhp - 1988-90
Boemer, Larry, rhp - 1932
Bogaerts, Xander, 3b - 2013-14
Boggs, Wade, 3b - 1982-92
Bolin, Bob, rhp - 1970-73
Bolling, Milt, inf - 1952-57
Bolton, Tom, lhp - 1987-92

Bonser, Boof, rhp - 2010
Boone, Ike, rf - 1923-25
Boone, Ray, 1b - 1960
Borland, Toby, rhp - 1997
Borland, Tom, lhp - 1960-61
Boudreau, Lou, ss - 1951-52
Bowden, Michael, rhp - 2008-12
Bowen, Sam, of - 1977-78, '80
Bowers, Stev, rhp - 1935-37
Bowman, Joe, rhp - 1944-45
Bowsfield, Ted, lhp - 1958-60
Boyd, Dennis, rhp - 1982-89
Bradford, Chad, rhp - 2005
Bradley, Herb, rhp - 1927-29
Bradley, Hugh, 1b - 1910-12
Bradley, Jr., Jackie, of - 2013-14
Brady, Cliff, 2b - 1920
Brady, King, rhp - 1908
Bragg, Darren, of - 1996-98
Brandenburg, Mark, rhp - 1996-97
Brandon, Darrell, rhp - 1966-68
Bratchi, Fred, of - 1926-27
Brent, Bryce, of - 2014
Breslow, Craig, lhp - 2006, '12-14
Bressoud, Ed, ss - 1962-65
Brett, Ken, lhp - 1967, 1969-71
Brewer, Tom, rhp - 1954-61
Brickner, Ralph, rhp - 1952
Brillheart, Jim, lhp - 1931
Britton, Drake, lhp - 2013-14
Brodowski, Dick, rhp - 1952, '55
Brogna, Rico, 1b - 2000
Brohamer, Jack, inf - 1978-80
Brown, Adrian, of - 2003
Brown, Corey, of - 2014
Brown, Dusty, c - 2009-10
Brown, Hal, rhp - 1953-55
Brown, Jamie, rhp - 2004
Brown, Kevin, c - 2002
Brown, Lloyd, lhp - 1933
Brown, Mace, rhp - 1942-43, '46
Brown, Mike, rhp - 1982-86
Brumley, Mike, inf - 1991-92
Brunansky, Tom, rf - 1990-92, '94
Bucher, Jim, inf - 1944-45
Buchholz, Clay, rhp - 2007-14
Buckner, Bill, 1b - 1984-87, '90
Buddin, Don, ss - 1956, '58-61
Bufford, Damon, of - 1998-99
Bullinger, Kirk, rhp - 1999
Burchell, Fred, lhp - 1907-09
Burda, Bob, 1b - 1972
Burgmeier, Tom, lhp - 1978-82
Burkett, Jesse, lhp - 1905
Burkett, John, rhp - 2002-03
Burkhardt, Morgan, dh-1b - 2000-01
Burks, Ellis, cf - 1987-92, '04
Burleson, Rick, ss - 1974-80
Burns, George, 1b - 1922-23
Burns, Mike, rhp - 2006
Burton, Jim, lhp - 1975, '77
Busby, Jim, of - 1959-60
Bush, Joe, rhp - 1918-21
Bushelman, Jack, rhp - 1911-12
Bushey, Frank, rhp - 1927, '30
Butland, Bill, rhp - 1940, '42, '46-47
Butler, Dan, c - 2014
Byerly, Bud, rhp - 1958
Byrd, Jim, inf - 1993
Byrd, Marlon, of - 2012
Byrd, Paul, rhp - 2008-09

All-Time Roster, Continued

C

Cabrera, Fernando, rhp - 2009-10
Cabrera, Orlando, ss - 2004
Cady, Hick, c - 1912-17
Calderon, Ivan, of - 1993
Caldwell, Earl, rhp - 1948
Caldwell, Ray, rhp - 1919
Camilli, Dolf, 1b - 1945
Cameron, Mike, of - 2010-11
Campbell, Bill, rhp - 1977-81
Campbell, Paul, 1b - 1941-42, '46
Canseco, Jose, dh-of - 1995-96
Capuano, Chris, lhp - 2014
Carbo, Bernie, of - 1974-78
Carey, Tom, inf - 1939-42, '46
Carlisle, Walter, of - 1908
Carlstrom, Swede, ss - 1911
Carlyle, Cleo, of - 1927
Carlyle, Roy, of - 1925-26
Carp, Mike, 1b-of - 2013-14
Carpenter, Chris, rhp - 2012
Carrasco, Hector, rhp - 2000
Carrigan, Bill, c - 1906, '08-16
Carroll, Ed, rhp - 1929
Carter, Chris, of - 2008-09
Casale, Jerry, rhp - 1958-60
Cascarella, Joe, rhp - 1935-36
Casey, Sean, 1b-dh - 2008
Cash, Kevin, c - 2007-10
Cassidy, Scott, rhp - 2005
Castillo, Carlos, rhp - 2001
Castillo, Frank, rhp - 2001-02, '04
Castillo, Rusney, of - 2014
Cater, Danny, 1b-of - 1972-74
Cecchini, Garin, 3b - 2014
Cecil, Rex, rhp - 1944-45
Cepeda, Orlando, dh - 1973
Cerone, Rick, c - 1988-89
Cespedes, Yoenis, of - 2014
Chadbourne, Chet, inf-of - 1906-07
Chakales, Bob, rhp - 1957
Chamberlain, Wes, rf - 1994-95
Chaney, Esty, rhp - 1913
Chaplin, Ed, c - 1920-22
Chapman, Ben, of - 1937-38
Charton, Pete, rhp - 1964
Chase, Ken, lhp - 1942-43
Chech, Charley, rhp - 1909
Checo, Robinson, rhp - 1997-98
Chen, Bruce, lhp - 2003
Chesbro, Jack, rhp - 1909
Chittum, Nels, rhp - 1959-60
Cho, Jin Ho, rhp - 1998-99
Christopher, Joe, of - 1966
Christopher, Lloyd, of - 1945
Cicero, Joe, of - 1929-30
Cicotte, Ed, rhp - 1908-12
Ciriaco, Pedro, inf - 2012-13
Cisco, Galen, rhp - 1961-62, '67
Cissell, Bill, 2b - 1934
Clark, Danny, 3b - 1924
Clark, Jack, 1b-dh - 1991-92
Clark, Otey, rhp - 1945
Clark, Phil, of - 1996
Clark, Tony, 1b - 2002
Clayton, Royce, inf - 2007
Clear, Mark, rhp - 1981-85
Clemens, Roger, rhp - 1984-96
Clement, Matt, rhp - 2005-06
Clemons, Lance, lhp - 1974
Cleveland, Reggie, rhp - 1974-78
Clevenger, Tex, rhp - 1954
Clinton, Lu, rf - 1960-64
Clowers, Bill, lhp - 1926
Cochran, George, 3b - 1918

Coello, Robert, rhp - 2010
Coffey, Jack, 3b - 1918
Cole, Jr., Alex, of - 1996
Coleman, Dave, of - 1997
Coleman, Michael, of - 1997, '99
Collier, Lou, inf-of - 2003
Collins, Jimmy, 3b - 1901-07
Collins, Ray, lhp - 1909-15
Collins, Rip, rhp - 1922
Collins, Shano, of - 1921-25
Colon, Bartolo, rhp - 2008
Combs, Merrill, 3b - 1947, 1949-50
Comstock, Ralph, rhp - 1915
Cone, David, rhp - 2001
Congalton, Bunk, rf - 1907
Conigliaro, Billy, of - 1969-71
Conigliaro, Tony, rf - 1964-67, '69-70, '75
Conley, Gene, rhp - 1961-63
Connolly, Bud, inf - 1925
Connolly, Sr., Ed, c - 1929-32
Connolly, Jr., Ed, lhp - 1964
Connolly, Joe, of - 1924
Conroy, Bill, c - 1942-44
Consolo, Billy, inf - 1953-59
Cook, Aaron, rhp - 2012
Cooke, Dusty, of - 1933-36
Cooney, Jimmy, 2b - 1917
Cooper, Cecil, 1b - 1971-76
Cooper, Guy, rhp - 1914-15
Cooper, Scott, 3b - 1990-94
Cora, Alex, inf - 2005-08
Cordero, Wilfredo, of - 1996-97
Corey, Bryan, rhp - 2006-08
Cormier, Rheal, lhp - 1995, '99-00
Correll, Vic, c - 1972
Corsi, Jim, rhp - 1997-99
Coughtry, Marlan, 2b - 1960
Counce, Fritz, lhp - 1914
Cox, Ted, dh - 1977
Craig, Allen, of-1b, 2014
Cramer, Doc, of - 1936-40
Cravath, Gavvy, of - 1908
Crawford, Carl, lf - 2011-12
Crawford, Paxton, rhp - 2000-01
Crawford, Steve, rhp - 1980-82, '84-87
Creeden, Pat, 2b - 1931
Cremins, Bob, lhp - 1927
Crespo, Cesar, inf-of - 2004
Criger, Lou, c - 1901-08
Crisp, Coco, cf - 2006-08
Cronin, Joe, ss - 1935-45
Crouch, Zach, lhp - 1988
Croushore, Rick, rhp - 2000
Cruz, Jr., Jose, of - 2005
Culberson, Leon, of - 1943-47
Culp, Ray, rhp - 1968-73
Cummings, Midre, of - 1998, '00
Cuppy, Nig, rhp - 1901
Curry, Steve, rhp - 1988
Curtis, John, lhp - 1970-73
Cuyler, Milt, of - 1996

D

Dahlgren, Babe, 1b - 1935-36
Daley, Pete, c - 1955-59
Dallessandro, Dom, of - 1937
Damon, Johnny, cf - 2002-05
Danzig, Babe, 1b - 1909
Darwin, Bobby, rhp - 1976-77
Darwin, Danny, rhp - 1991-94
Daubach, Brian, 1b-dh - 1999-02, '04
Daughters, Bob, pr - 1937
Dawson, Andre, of-dh - 1993-94
Deal, Cot, rhp - 1947-48
Deer, Rob, rf - 1993

Deiningner, Pep, lhp - 1902
De Jesus, Ivan, inf - 2012
De La Rosa, Rubby, rhp - 2013-14
De La Torre, Jose, rhp - 2013
Delcarmen, Manny, rhp - 2005-10
Delgado, Alex, inf - 1996
Delock, Ike, rhp - 1952-53, '55-63
Demeter, Don, of - 1966-67
Dempster, Ryan, rhp - 2013
Denman, Brian, rhp - 1982
Dente, Sam, 3b - 1947
Derrick, Mike, of - 1970
Desautels, Gene, c - 1937-40
Deutsch, Mel, rhp - 1946
Devine, Mickey, c - 1920
Deviney, Hal, rhp - 1920
De Vormer, Al, c - 1923
Diaz, Bo, c - 1977
Diaz, Jonathan, inf - 2013
Diaz, Juan, 1b-dh - 2002
Dickey, George, c - 1935-36
Dickman, Emerson, rhp - 1936, '38-41
Didier, Bob, c - 1974
Dillard, Steve, inf - 1975-77
DiMaggio, Dom, cf - 1940-42, '46-53
DiNardo, Lenny, lhp - 2004-06
Dinneen, Bill, rhp - 1902-07
DiPietro, Bob, of - 1951
Dobens, Ray, lhp - 1929
Dobson, Joe, rhp - 1941-43, '46-50, '54
Dodge, Sam, rhp - 1921-22
Dodson, Pat, 1b - 1986-88
Doerr, Bobby, 2b - 1937-44, '46-51
Doherty, John, rhp - 1996
Dominique, Andy, c - 2004
Donahue, John, of - 1923
Donahue, Pat, c - 1908-10
Donnelly, Brendan, rhp - 2007
Donnels, Chris, inf - 1995
Donohue, Pete, rhp - 1932
Dopson, John, rhp - 1989-93
Doran, Tom, c - 1904-06
Dorish, Harry, rhp - 1947-49, '56
Dorsey, Jim, rhp - 1984-85
Doubront, Felix, lhp - 2010-14
Dougherty, Patsy, lf - 1902-04
Dowd, Tommy, lf - 1901
Doyle, Danny, c - 1943
Doyle, Denny, 2b - 1975-77
Drago, Dick, rhp - 1974-75, '78-80
Dreiseverdt, Clem, lhp - 1944-46
Drew, J.D., rf - 2007-11
Drew, Stephen, ss - 2013-14
Dropo, Walt, 1b - 1949-52
Druce, Jean, rhp - 1918
Duffy, Frank, inf - 1978-79
Dugan, Joe, 3b - 1922
Duliba, Bob, rhp - 1965
Dumont, George, rhp - 1919
Durham, Ed, rhp - 1929-32
Durst, Cedric, of - 1930
Dwyer, Jim, of - 1979-80

E

Earley, Arnold, lhp - 1960-65
Easley, Mike, dh-1b - 1984-85
Eckersley, Dennis, rhp - 1978-84, '98
Eggert, Elmer, 2b - 1927
Ehmke, Howard, rhp - 1923-26
Eibel, Hack, lhp - 1920
Ellsbury, Jacoby, of - 2007-13
Ellsworth, Dick, lhp - 1968-69
Ellsworth, Steve, lhp - 1988
Embre, Alan, lhp - 2002-05
Engle, Clyde, inf-of - 1910-14

Erdos, Todd, rhp - 2001
Esasky, Nick, 1b - 1989
Escobar, Edwin, lhp - 2014
Eschelman, Vaughn, lhp - 1995-97
 Evans, Al, c - 1951
 Evans, Bill, rhp - 1951
Evans, Dwight, rf - 1972-90
Everett, Carl, cf - 2000-01
 Evers, Hoot, of - 1952-54
 Ezzell, Homer, inf - 1924-25

F

Fanzone, Carmen, 3b - 1970
Farr, Steve, rhp - 1994
 Farrell, Doc, 2b - 1935
 Farrell, Duke, c - 1903-05
Fassero, Jeff, lhp - 2000
 Ferguson, Alex, rhp - 1922-25
 Ferrell, Rick, c - 1933-37
 Ferrell, Wes, rhp - 1934-37
 Ferris, Hobe, 2b - 1901-07
Ferriss, Dave, rhp - 1945-50
 Fewster, Chick, inf - 1922-23
Finch, Joel, rhp - 1979
 Fine, Tom, rhp - 1947
 Finney, Lou, 1b-of - 1939-42, '44-45
Finnvold, Gar, rhp - 1994
Fiore, Mike, 1b - 1970-71
Fischer, Hank, rhp - 1966-67
Fisk, Carlton, c - 1969, '71-80
 Fitzgerald, Howie, of - 1926
 Flagstead, Ira, of - 1923-29
Flaherty, John, c - 1992-93
 Flair, Al, 1b - 1941
 Fleming, Bill, rhp - 1940-41
Fletcher, Scott, 2b - 1993-94
Florie, Bryce, rhp - 1999-01
 Flowers, Ben, rhp - 1951, 1953
Floyd, Cliff, of - 2002
Fonville, Chad, inf - 1999
 Foreman, Frank, rhp - 1901
 Foreman, Happy, lhp - 1926
 Forniello, Mike, rhp - 1957-63
 Fortune, Gary, rhp - 1920
Fossas, Tony, lhp - 1991-94
Fossum, Casey, lhp - 2001-03
 Foster, Eddie, 3b - 1920-22
 Foster, Rube, rhp - 1913-17
 Fothergill, Bob, of - 1933
Foulke, Keith, rhp - 2004-06
 Fowler, Boob, inf - 1926
Fox, Chad, rhp - 2003
Fox, Matt, rhp - 2010
 Fox, Pete, of - 1941-45
 Foxx, Jimmie, rhp - 1936-42
 Foy, Joe, 3b - 1966-68
 Francis, Ray, lhp - 1925
 Freeman, Buck, 1b-rf - 1901-07
 Freeman, Hersh, rhp - 1952-53, '55
 Freeman, John, of - 1927
 French, Charley, inf - 1909-10
 Friberg, Barney, rhp - 1933
 Friend, Owen, ss - 1955
Frohwrth, Todd, rhp - 1994
Frye, Jeff, 2b - 1996-97, '99-00
 Fuhr, Oscar, lhp - 1924-25
 Fuller, Frank, 2b - 1923
 Fullerton, Curt, rhp - 1921-25, '33

G

Gabbard, Kason, lhp - 2006-07
Gaetti, Gary, 3b - 2000
 Gaffke, Fabian, of - 1936-39
Gagliano, Phil, inf - 1971-72
Gagne, Eric, rhp - 2007

Gainer, Del, inf-of - 1914-17, '19
Gale, Rich, rhp - 1984
 Galehouse, Denny, rhp - 1939-40, '47-49
Gallagher, Bob, of - 1972
 Gallagher, Ed, lhp - 1932
 Galvin, Jim, ph - 1930
 Garbark, Bob, c - 1945
Garces, Rich, rhp - 1996-02
Garciaparra, Nomar, ss - 1996-04
Gardiner, Mike, rhp - 1991-92
Gardner, Billy, inf - 1962-63
 Gardner, Larry, 3b - 1908-17
Gardner, Wes, rhp - 1986-90
Garman, Mike, rhp - 1969, '71-73
 Garrison, Cliff, rhp - 1928
 Garrison, Ford, of - 1943-44
 Gaston, Alex, c - 1926, 1929
 Gaston, Millt, rhp - 1929-31
Gathright, Joey, of - 2009, '11
Gedman, Rich, c - 1980-90
 Geiger, Gary, of - 1959-65
 Gelbert, Charley, rhp - 1940
 Gerber, Wally, inf - 1928-29
Germano, Justin, rhp - 2012
Gernert, Dick, 1b - 1952-59
 Gessler, Doc, rf - 1908-09
 Geygan, Chappie, inf - 1924-26
Giambi, Jeremy, of-dh - 2003
 Giannini, Joe, ss - 1911
 Gibson, Nonwood, rhp - 1903-06
 Gibson, Russ, c - 1967-69
 Gilbert, Andy, of - 1942, '46
Gile, Don, c - 1959-62
 Gilhooly, Frank, of - 1919
Gilkey, Bernard, lf - 2000
 Gillespie, Bob, rhp - 1950
 Gillis, Grant, 2b - 1929
 Ginsberg, Joe, c - 1961
 Glaze, Ralph, rhp - 1906-08
 Gleason, Harry, inf - 1901-03
 Glenn, Joe, c - 1940
 Godwin, John, inf-of - 1905-06
Goggin, Chuck, 2b - 1974
Gomes, Jonny, of - 2013-14
Gomes, Wayne, rhp - 2002
Gomez, Mauro, 1b - 2012
 Gonzales, Eusebio, ss - 1918
 Gonzales, Joe, rhp - 1937
Gonzalez, Adrian, 1b - 2011-12
Gonzalez, Alex, ss - 2006, '09
Gonzalez, Enrique, rhp - 2009
 Gonzalez, Geremi, rhp - 2005
 Gooch, Johnny, c - 1933
 Goodman, Billy, inf - 1947-57
Gordon, Tom, rhp - 1996-99
Gosger, Jim, of - 1963, 1965-66
Graffanino, Tony, inf - 2005
 Graham, Charley, c - 1906
Graham, Lee, of - 1983
 Graham, Skinny, of - 1934-35
Gray, Dave, rhp - 1964
Gray, Jeff, rhp - 1990-91
Grebeck, Craig, ss - 2001
Green, Lenny, of - 1965-66
Green, Nick, inf - 2009
Green, Pumpsie, inf - 1959-62
Greenwell, Mike, lf - 1985-96
 Gregg, Vean, lhp - 1914-16
Griffin, Doug, 2b - 1971-77
 Griffin, Marty, rhp - 1928
Grilli, Guido, lhp - 1966
 Grimes, Ray, 1b - 1920
 Grimshaw, Moose, 1b - 1905-07
 Grissom, Marv, rhp - 1953
Gross, Kip, rhp - 1999

Gross, Turkey, ss - 1925
 Grove, Lefty, lhp - 1934-41
Grundt, Ken, lhp - 1996-97
Gubanich, Creighton, c - 1999
 Guerra, Mike, c - 1951
Guerrero, Mario, ss - 1973-74
Guindon, Bob, 1b - 1964
 Gumpert, Randy, rhp - 1952
Gunderson, Eric, lhp - 1995-96
 Gunning, Hy, 1b - 1911
Guthrie, Mark, lhp - 1999
Gutierrez, Jackie, ss - 1983-85
Gutierrez, Ricky, inf - 2004
 Gutteridge, Don, inf - 1946-47

H

Hageman, Casey, rhp - 1911-12
Halama, John, lhp - 2005
 Hale, Odell, 3b - 1941
 Haley, Ray, c - 1915-16
Hall, Bill, inf-of - 2010
 Hall, Charley, rhp - 1909-13
Hammond, Chris, lhp - 1997
Hancock, Garry, of - 1978, '80-82
 Hancock, Josh, rhp - 2002
Haney, Chris, lhp - 2002
 Haney, Fred, 3b - 1926-27
Hanrahan, Joel, rhp - 2013
Hansack, Devern, rhp - 2006-08
Hansen, Craig, rhp - 2005-06, '08
Hanson, Erik, rhp - 1995
Hardy, Carroll, of - 1960-62
Harikkala, Tim, rhp - 1999
 Harper, Harry, lhp - 1920
Harper, Tommy, of - 1972-74
 Harrell, Billy, inf - 1961
Harrelson, Ken, 1b-rf - 1967-69
 Harris, Bill, rhp - 1938
Harris, Greg, rhp - 1989-94
 Harris, Joe, rhp - 1905-07
 Harris, Joe, of-1b - 1922-25
 Harris, Mickey, lhp - 1940-41, '46-49
Harris, Reggie, rhp - 1996
Harris, Willie, inf-of - 2006
 Harriss, Slim, rhp - 1926-28
 Harshman, Jack, lhp - 1959
Hartenstein, Chuck, rhp - 1970
 Hartley, Grover, c - 1927
Hartley, Mike, rhp - 1995
 Hartman, Charley, lhp - 1908
Harville, Chad, rhp - 2005
Haselman, Bill, c - 1995-97, '03
 Hash, Herb, rhp - 1940-41
Hassan, Alex, of - 2014
Hassler, Andy, lhp - 1978-79
Hatcher, Billy, of - 1992-94
 Hatfield, Fred, 3b - 1950-52
Hatteberg, Scott, c - 1995-01
 Hatton, Grady, 3b - 1954-56
 Hausmann, Clem, rhp - 1944-45
 Hayden, John, rf - 1906
 Hayes, Frankie, c - 1947
 Hearne, Ed, ss - 1910
Heff, Danny, of - 1989-90
Heffner, Bob, rhp - 1963-65
 Hefflin, Randy, rhp - 1945-46
 Heimach, Fred, lhp - 1926
Heise, Bob, inf - 1975-76
Helms, Tommy, inf - 1977
Hembree, Heath, rhp - 2014
 Hemphill, Charley, rf - 1901
Henderson, Dave, of - 1986-87
Henderson, Rickey, of - 2002
 Hendryx, Tim, of - 1920-21
 Henriksen, Olaf, of - 1911-17

All-Time Roster, Continued

Henry, Bill, lhp - 1952-55
Henry, Butch, lhp - 1997-98
Hernin, Jim, rhp - 1936-37
Hermanson, Dustin, rhp - 2002
Hermida, Jeremy, of - 2010
Hernandez, Ramon, lhp - 1977
Herrera, Jonathan, inf - 2014
Herrera, Mike, inf - 1925-26
Herrin, Tom, rhp - 1954
Hesketh, Joe, lhp - 1990-94
Hetzl, Eric, rhp - 1989-90
Heving, Joe, rhp - 1938-40
Heving, Johnnie, c - 1924-25, '28-30
Hickman, Piano Legs, rhp - 1902
Higgins, Mike, 3b - 1937-38, '46
Hill, Rich, lhp - 2010-12
Hillenbrand, Shea, 3b - 2001-03
Hiller, Hob, inf - 1920-21
Hillman, Dave, rhp - 1960-61
Hinkle, Gordie, c - 1934
Hinrichs, Paul, rhp - 1951
Hinske, Eric, of-1b - 2006-07
Hinson, Paul, ph - 1928
Hisner, Harley, rhp - 1951
Hitchcock, Billy, inf - 1948-49
Hoblitzell, Dick, 1b - 1914-18
Hobson, Butch, 3b - 1975-80
Hockette, George, lhp - 1934-35
Hodapp, Johnny, 2b - 1933
Hoderlein, Mel, inf - 1951
Hoefl, Billy, lhp - 1959
Hoey, John, lf - 1906-08
Hoffman, Glenn, ss-3b - 1980-87
Hofmann, Fred, c - 1927-28
Holcombe, Ken, rhp - 1953
Hollins, Dave, inf - 1995
Holm, Billy, c - 1945
Holt, Brock, inf - 2013-14
Holtz, Mike, lhp - 2006
Hooper, Harry, rf - 1909-20
Horn, Sam, dh-1b - 1987-89
Horton, Tony, 1b - 1964-67
Hosey, Dwayne, of - 1995-96
Hottovy, Tommy, lhp - 2011
House, Tom, lhp - 1976-77
Housie, Wayne, of - 1991
Howard, Elston, c - 1967-68
Howard, Chris, lhp - 1994
Howard, Paul, of - 1909
Howe, Les, rhp - 1923-24
Howry, Bob, rhp - 2002-03
Hoy, Peter, rhp - 1992
Hoyt, Waite, rhp - 1919-20
Huckaby, Ken, c - 2006
Hudson, Joe, rhp - 1995-97
Hudson, Sid, rhp - 1952-54
Hughes, Ed, rhp - 1905-06
Hughes, Long Tom, rhp - 1902-03
Hughes, Terry, 3b - 1974
Hughson, Tex, rhp - 1941-44, '46-49
Humphrey, Bill, rhp - 1938
Hunt, Ben, lhp - 1910
Hunter, Buddy, inf - 1971, '73, '75
Hunter, Herb, of - 1920
Hurd, Tom, rhp - 1954-56
Hurst, Bruce, lhp - 1980-88
Huskey, Butch, of-inf - 1999
Husting, Bert, rhp - 1902
Hyzdu, Adam, of - 2004-05

I
Iglesias, Jose, ss - 2011-13
Irvine, Daryl, rhp - 1990-92

J
Jablonowski, Pete, rhp - 1932
(later known as Pete Appleton)
Jackson, Conor, of - 2011
Jackson, Damian, inf-of - 2003
Jackson, Ron H., 1b - 1960
Jacobson, Baby Doll, of - 1926-27
Jacobson, Beany, lhp - 1907
Jamerson, Charley, lhp - 1924
James, Bill, r, rhp - 1919
James, Chris, of - 1995
Janvrin, Hal, inf - 1911, 1913-17
Jarvis, Kevin, rhp - 2006
Jarvis, Ray, rhp - 1969-70
Jefferson, Reggie, dh-1b - 1995-99
Jenkins, Ferguson, rhp - 1976-77
Jenkins, Tom, of - 1925-26
Jenks, Bobby, rhp - 2011
Jensen, Jackie, rf - 1954-59, 1961
Jensen, Marcus, c - 2001
Johns, Keith, 2b - 1998
Johnson, A. Rankin, rhp - 1914
Johnson, Bob, lf - 1944-45
Johnson, Deron, dh-1b - 1974-76
Johnson, Earl, lhp - 1940-41, '46-50
Johnson, Hank, rhp - 1933-35
Johnson, Jason, rhp - 2006
Johnson, John Henry, lhp - 1983-84
Johnson, Kelly, inf-of - 2014
Johnson, Roy, lf-rf - 1932-35
Johnson, Vic, lhp - 1944-45
Johnston, Joel, rhp - 1995
Jolley, Smead, lf - 1932-33
Jones, Bobby M, lhp - 2004
Jones, Charley, of - 1901
Jones, Dalton, inf - 1964-69
Jones, Hunter, lhp - 2009
Jones, Jake, 1b - 1947-48
Jones, Rick, lhp - 1976
Jones, Sad Sam, rhp - 1916-21
Jones, Todd, rhp - 2003
Joost, Eddie, inf - 1955
Josephson, Duane, c - 1971-72
Judd, Oscar, lhp - 1941-45
Judge, Joe, 1b - 1933-34
Jurak, Ed, inf - 1982-85

K
Kalish, Ryan, of - 2010, '12
Kallio, Rudy, rhp - 1925
Kapler, Gabe, of - 2003-06
Karger, Ed, lhp - 1909-11
Karl, Andy, rhp - 1943
Karow, Marty, inf - 1927
Karr, Benn, rhp - 1920-22
Kasko, Eddie, ss - 1966
Kell, George, 3b - 1952-54
Kellelt, Al, rhp - 1924
Kellelt, Red, inf - 1934
Kellum, Win, lhp - 1901
Kelly, Ed, rhp - 1914
Kelly, Joe, rhp - 2014
Keltner, Ken, 3b - 1950
Kemmerer, Russ, rhp - 1954-55, '57
Kendall, Fred, c - 1978
Kennedy, Bill, lhp - 1953
Kennedy, John, inf - 1970-74
Keough, Marty, of - 1956-60
Kiecker, Dana, rhp - 1990-91
Kiefer, Joe, rhp - 1925-26
Kielty, Bobby, of - 2007
Kiely, Leo, lhp - 1951, '54-56, '58-59
Killilay, Jack, rhp - 1911
Kim, Byung-Hyun, rhp - 2003-04
Kim, Sun-Woo, rhp - 2001-02

Kinder, Ellis, rhp - 1948-55
Kinney, Walt, lhp - 1918
Kison, Bruce, rhp - 1985
Klaus, Billy, ss-3b - 1955-58
Kleinow, Red, c - 1910-11
Kline, Bob, rhp - 1930-33
Kline, Ron, rhp - 1969
Klinger, Bob, rhp - 1946-47
Knacker, Brent, rhp - 1996
Knight, John, 3b - 1907
Kolstad, Hal, rhp - 1962-63
Koonce, Cal, rhp - 1970-71
Kosco, Andy, of - 1972
Kotchman, Casey, inf - 2009
Kotsay, Mark, of-1b - 2008-09
Kottaras, George, c - 2008-09
Kramer, Jack, rhp - 1948-49
Krause, Lew, rhp - 1972
Kreuger, Rick, lhp - 1975-77
Kroh, Rube, lhp - 1906-07
Kroner, John, inf - 1935-36
Krug, Marty, inf - 1912
Kutcher, Randy, of - 1988-90

L
LaChance, Candy, 1b - 1902-05
Lackey, John, rhp - 2010-14
Lacy, Kerry, rhp - 1996-97
LaForest, Ty, 3b - 1945
LaFrancois, Roger, c - 1982
Lahoud, Joe, of - 1968-71
Lake, Eddie, rhp - 1943-45
Lamabe, Jack, rhp - 1963-65
Lamar, Bill, lhp - 1919
Lamp, Dennis, rhp - 1988-91
Lancellotti, Rick, 1b - 1990
Landis, Bill, lhp - 1967-69
Landis, Jim, of - 1967
Langford, Sam, of - 1926
Lansford, Carney, 3b - 1981-82
Lansing, Mike, inf - 2000-01
LaPorte, Frank, inf-of - 1908
LaRoche, Adam, 1b - 2009
LaRose, John, lhp - 1978
Lary, Lyn, ss - 1934
Lavarnway, Ryan, c - 2011-14
Layne, Tommy, lhp - 2014
Lazor, Johnny, of - 1943-46
Lee, Bill, lhp - 1969-78
Lee, Dud, ss - 1924-26
Lee, Sang-Hoon, lhp - 2000
LeFebvre, Lefty, lhp - 1938-39
Legett, Lou, c - 1933-35
Leheny, Regis, lhp - 1932
Lehner, Paul, of - 1952
Leibold, Nemo, of - 1921-23
Leister, John, rhp - 1987, '90
Lenke, Mark, 2b - 1998
Lenhardt, Don, of - 1952, '54
Leonard, H. Dutch, lhp - 1913-18
Lepcio, Ted, inf - 1952-59
Leuchen, Dutch, ss - 1910
LeRoy, Louis, rhp - 1910
Leskanic, Curtis, rhp - 2004
Lester, Jon, lhp - 2006-14
Lewis, Darren, of - 1998-01
Lewis, Duffy, lf - 1910-17
Lewis, John, 2b - 1911
Lewis, Ted, rhp - 1901
Leyritz, Jim, c - 1998
Lickert, John, c - 1981
Lillibridge, Brent, inf-of - 2012
Lilliquist, Derek, lhp - 1995
Lin, Che-Hsuan, of - 2012
Lipon, Johnny, ss - 1952-53

Lisenbee, Hod, rhp - 1929-32
 Littlefield, Dick, lhp - 1950
Litton, Greg, inf - 1994
Lock, Don, of - 1969
Lockwood, Skip, rhp - 2080
 Loepp, George, of - 1928
Lofton, James, inf - 2001
Lollar, Tim, lhp - 1985-86
Lomasney, Steve, c - 1999
Lonborg, Jim, rhp - 1965-71
 Lonergan, Walt, inf - 1911
Loney, James, 1b - 2012
Looney, Brian, lhp - 1995
Lopez, Felipe, inf - 2010
Lopez, Javier, lhp - 2006-09
Lopez, Javy, c - 2006
 Lord, Harry, 3b - 1907-10
Loretta, Mark, 2b - 2006
Lowe, Derek, rhp - 1997-04
Lowell, Mike, 3b - 2006-10
Lowrie, Jed, inf - 2008-11
 Lucas, Johnny, of - 1931-32
 Lucey, Joe, rhp - 1925
 Lucier, Lou, rhp - 1943-44
Lugo, Julio, ss - 2007-09
 Lundgren, Del, rhp - 1926-27
 Lupien, Tony, 1b - 1940, '42-43
Lyle, Sparky, lhp - 1967-71
 Lynch, Walt, c - 1922
Lynn, Fred, cf - 1974-80
Lyon, Brandon, rhp - 2003
Lyons, Steve, of-inf - 1985-86, '91-93

M

Macfarlane, Mike, c - 1995
 MacFayden, Danny, rhp - 1926-32
Machado, Alejandro, inf - 2005
Mack, Shane, of - 1997
MacLeod, Bill, lhp - 1962
MacWhorter, Keith, rhp - 1980
 Madden, Tom, c - 1909-11
Maddux, Mike, rhp - 1995-96
Magrini, Pete, rhp - 1966
Mahay, Ron, of-lhp - 1995, '97-98
Mahomes, Pat, 1b - 1996-97
 Mahoney, Chris, rhp - 1910
Mahoney, Jim, ss - 1959
Malaska, Mark, lhp - 2004
Malave, Jose, of - 1996-97
Mallett, Jerry, of - 1959
 Maloy, Paul, rhp - 1913
Malzone, Frank, 3b - 1955-65
Mantei, Matt, rhp - 2005
Mantilla, Felix, 2b - 1963-65
Manto, Jeff, inf - 1996
Manuel, Robert, rhp - 2010
 Manush, Heinie, of - 1936
Manzanillo, Josias, rhp - 1991
 Marchildon, Phil, rhp - 1950
 Marcum, Johnny, rhp - 1936-38
Marichal, Juan, rhp - 1974
 Marquardt, Ollie, 2b - 1931
 Marshall, Bill, ph - 1931
Marshall, Mike, 1b-of - 1990-91
 Martin, Babe, c - 1948-49
Martinez, Anastasio, rhp - 2004
Martinez, Pedro, rhp - 1998-04
Martinez, Ramon, rhp - 1999-00
Martinez, Sandy, c - 2004
Martinez, Victor, c - 2009-10
 Marzano, John, c - 1987-92
Masterson, Justin, rhp - 2008-09
 Masterson, Walt, rhp - 1949-52
Matchick, Tommy, inf - 1970
 Matthews, Bill, rhp - 1909

Matsuzaka, Daisuke, rhp - 2007-12
 Mauch, Gene, 2b - 1956-57
Maxwell, Charley, of-1b - 1950-52, '54
 Mayer, Wally, c - 1917-18
 Maynard, Chick, ss - 1922
 Mays, Carl, rhp - 1915-19
McAuliffe, Dick, inf - 1974-75
 McBride, Tom, of - 1943-47
 McCabe, Dick, rhp - 1918
 McCall, Windy, lhp - 1948-49
 McCann, Emmett, inf - 1926
McCarthy, Tom, rhp - 1985
McCarty, David, of-1b - 2003-05
McCarver, Tim, c - 1974-75
 McConnell, Amby, 2b - 1908-10
 McDermott, Maurice, lhp - 1948-53
McDill, Allen, lhp - 2001
McDonald, Darnell, of - 2010-12
 McDonald, Jim, rhp - 1950
McDonald, John, inf - 2013
 McFarland, Ed, c - 1908
 McGah, Ed, c - 1946-47
McGee, Willie, of - 1995
 McGlothen, Lynn, rhp - 1972-73
 McGovern, Art, c - 1905
 McGraw, Bob, rhp - 1919
 McGuire, Deacon, c - 1907-08
 McHale, Jim, of - 1908
 McHale, Marty, rhp - 1910-11, '16
 McInnis, Stuffie, 1b - 1918-21
 McKain, Archie, lhp - 1937-38
McKeel, Walt, c - 1996-97
 McLaughlin, Jud, lhp - 1931-33
 McLean, Lary, 1b - 1901
 McMahan, Doc, rhp - 1908
 McMahon, Don, rhp - 1966-67
 McManus, Marty, inf - 1931-33
 McMillan, Norm, inf - 1923
 McNair, Eric, inf - 1936-38
 McNally, Mike, inf - 1915-17, '19-20
 McNaughton, Gordon, rhp - 1932
McNeely, Jeff, of - 1993
 McNeil, Norm, c - 1919
 McWilliams, Bill, ph - 1931
Mejias, Roman, of - 1963-64
Melancon, Mark, rhp - 2012
Mele, Sam, of - 1947-49, '54-55
Melendez, Jose, rhp - 1993-94
 Melillo, Oscar, 2b - 1935-37
Melvin, Bob, c - 1993
Mendoza, Ramiro, rhp - 2003-04
 Menosky, Mike, of - 1920-23
 Meola, Mike, rhp - 1933, '36
Merced, Orlando, rf - 1998
Merchant, Andy, c - 1975-76
Mercker, Kent, lhp - 1999
Meredith, Cla, rhp - 2005
 Merena, Spike, lhp - 1934
Merloni, Lou, inf - 1998-03
 Merson, Jack, 2b - 1953
 Metkovich, George, of-1b - 1943-46
 Meyer, Russ, rhp - 1957
 Michaels, John, lhp - 1932
Middlebrooks, Will, 3b - 2012-14
 Mickiff, Dick, rhp - 1938
Mientkiewicz, Doug, 1b - 2004
 Miles, Dee, of - 1943
Millar, Kevin, 1b-dh - 2003-05
Miller, Andrew, lhp - 2011-14
 Miller, Bing, of - 1935-36
Miller, Corky, c - 2006
 Miller, Elmer, of - 1922
 Miller, Hack, of - 1918
 Miller, Otto, 3b - 1930-32
Miller, Rick, of - 1971-77, '81-85

Miller, Trever, lhp - 2011
Miller, Wade, rhp - 2005
 Mills, Buster, lf - 1937
Mills, Dick, rhp - 1970
 Minarcin, Rudy, rhp - 1956-57
Mintchey, Nate, rhp - 1993-94, '96
Mirabelli, Doug, c - 2001-07
Mitchell, Charlie, rhp - 1984-85
 Mitchell, Fred, rhp - 1901-02
 Mitchell, Johnny, ss - 1922-23
Mitchell, Keith, of - 1998
Mitchell, Kevin, of - 1996
 Moford, Herb, rhp - 1959
Mohr, Dustan, of - 2006
Molina, Gustavo, c - 2010
 Molynaux, Vince, rhp - 1918
 Monbouquette, Bill, rhp - 1958-65
 Moncevic, Freddie, ss - 1928
Montgomery, Bob, c - 1970-79
 Moore, Bill, c - 1926-27
 Moore, Wilcy, rhp - 1931-32
Morales, Franklin, lhp - 2011-13
Morehead, Dave, rhp - 1963-68
Moret, Roger, lhp - 1970-75
 Morgan, Cy, rhp - 1907-09
 Morgan, Eddie, 1b - 1934
 Morgan, Red, 3b - 1906
 Morris, Ed, rhp - 1928-31
 Morrissey, Deacon, rhp - 1901
Mortensen, Clayton, rhp - 2012-13
 Morton, Guy, c - 1954
Morton, Kevin, lhp - 1991
 Moseley, Earl, rhp - 1913
 Moser, Walter, rhp - 1911
Moses, Jerry, c - 1965, '68-70
 Moses, Wally, of - 1946-48
 Moskman, Doc, 1b-of - 1910
Moss, Brandon, of - 2007-08
 Moss, Les, c - 1951
Moyer, Jamie, lhp - 1996
Mueller, Bill, 3b - 2003-05
 Mueller, Gordie, rhp - 1950
 Muffett, Billy, rhp - 1960-62
Mujica, Edward, rhp - 2014
 Mulleavy, Greg, inf - 1933
 Muller, Freddie, inf - 1933-34
 Mulligan, Joe, rhp - 1934
 Mulroney, Frank, rhp - 1930
 Mundy, Bill, 1b - 1913
Murphy, David, of - 2006-07
 Murphy, Johnny, rhp - 1947
Murphy, Rob, lhp - 1989-90
Murphy, Tom, rhp - 1976-77
 Murphy, Walter, rhp - 1931
 Murray, George, rhp - 1923-24
Murray, Matt, rhp - 1995
Muser, Tony, 1b - 1969
 Musser, Paul, rhp - 1919
 Mustaikis, Alex, rhp - 1940
 Myer, Buddy, ss-3b - 1927-28
 Myers, Elmer, rhp - 1920-22
 Myers, Hap, 1b - 1910-11
Myers, Mike, lhp - 2004-05

N

Nabholz, Chris, lhp - 1994
Naehring, Tim, ss-3b - 1990-97
 Nagle, Judge, rhp - 1911
Nagy, Mike, rhp - 1969-72
Napoli, Mike, 1b - 2013-14
 Narleski, Bill, inf - 1929-30
Nava, Daniel, of - 2010, '12-14
Navarro, Yamaico, ss - 2010-11
Neal, Blaine, rhp - 2005
 Neitzke, Ernie, rhp - 1921

All-Time Roster, Continued

Nelson, Bryant, inf-of - 2002
Nelson, Joe, rhp - 2004, '10
Neubauer, Hal, rhp - 1925
Newhauser, Don, rhp - 1972-74
Newman, Jeff, c - 1983-84
Newsom, Bobo, rhp - 1937
Newsome, Dick, rhp - 1941-43
Newsome, Skeeter, inf - 1941-45
Niarhos, Gus, c - 1952-53
Nichols, Chet, lhp - 1960-63
Nichols, Reid, of - 1980-85
Niemiec, Al, rhp - 1934
Niles, Harry, of-inf - 1908-10
Nipper, Al, rhp - 1983-87
Nippert, Merlin, rhp - 1962
Nixon, Otis, cf - 1994
Nixon, Russ, c - 1960-65, '68
Nixon, Trot, rf - 1996, 1998-06
Nixon, Willard, rhp - 1950-58
Nomo, Hideo, rhp - 2001
Nonnenkamp, Leo, of - 1938-40
Nourse, Chet, rhp - 1909
Nunamaker, Les, c - 1911-14
Nunnally, Jon, of - 1999

O

Oberlin, Frank, rhp - 1906-07
O'Berry, Mike, c - 1979
O'Brien, Buck, rhp - 1911-13
O'Brien, Jack, of - 1903
O'Brien, Syd, inf - 1969
O'Brien, Tom, of - 1949-50
O'Doul, Lefty, lhp - 1923
Offerman, Jose, 1b-dh - 1999-02
Oglivie, Ben, of - 1971-73
Ohka, Tomokazu, rhp - 1999-01
Ojeda, Bob, lhp - 1980-85
Okajima, Hideki, lhp - 2007-11
Okrie, Len, c - 1952
O'Leary, Troy, of - 1995-01
Olerud, John, 1b - 2005
Oliver, Daren, lhp - 2002
Oliver, Gene, c - 1968
Oliver, Joe, c - 2001
Oliver, Tom, cf - 1930-33
Olmstead, Hank, rhp - 1905
Olson, Karl, of - 1951, '53-55
Olson, Marv, 2b - 1931-33
Olson, Ted, rhp - 1936-38
O'Neill, Bill, of - 1904
O'Neill, Emmett, rhp - 1943-45
O'Neill, Steve, c - 1924
Ontiveros, Steve, rhp - 2000
Orme, George, of - 1920
O'Rourke, Frank, inf - 1922
Ortiz, David, dh-1b - 2003-14
Ortiz, Luis, 3b - 1993-94
Osinski, Dan, rhp - 1966-67
Ostdiek, Harry, c - 1908
Ostermueller, Fritz, lhp - 1934-40
Ostrowski, John, of-inf - 1948
Owen, Marv, inf - 1940
Owen, Mickey, c - 1954
Owen, Spike, ss - 1986-88
Owens, Frank, c - 1905

P

Padilla, Vicente, rhp - 2012
Pagliaroni, Jim, c - 1955, '60-62
Palm, Mike, rhp - 1948
Pankovits, Jim, inf - 1990
Papai, Al, rhp - 1950
Pape, Larry, rhp - 1909, '11-12
Papelbon, Jonathan, rhp - 2005-11
Papi, Stan, inf - 1979-80

Parent, Freddy, ss - 1901-07
Parnell, Mel, lhp - 1947-56
Parrish, Larry, 1b-dh - 1988
Partee, Roy, c - 1943-44, '46-47
Parthenheimer, Stan, lhp - 1944
Paschal, Ben, of - 1920
Patten, Casey, lhp - 1908
Patterson, Eric, inf-of - 2010
Patterson, Hank, c - 1932
Pattin, Marty, rhp - 1972-73
Pauley, David, rhp - 2006, '08
Pavletich, Don, c - 1970-71
Paxton, Mike, rhp - 1977
Payton, Jay, of - 2005
Peacock, Johnny, c - 1937-44
Peavy, Jake, rhp - 2013-14
Pedroia, Dustin, 2b - 2006-14
Pellagrini, Eddie, inf - 1946-47
Pemberton, Rudy, of - 1996-97
Pena, Alejandro, rhp - 1995
Pena, Carlos, 1b - 2006
Pena, Jesus, lhp - 2000
Pena, Juan, rhp - 1999
Peña, Tony, c - 1990-93
Pena, Wily Mo, of-dh - 2006-07
Pennington, Brad, lhp - 1996
Pennock, Herb, lhp - 1915-17, '19-22, '34
Penny, Brad, rhp - 2009
Perez, Tony, 1b-dh - 1980-82
Perisho, Matt, lhp - 2005
Perrin, Jack, of - 1921
Person, Robert, rhp - 2003
Pertica, Bill, rhp - 1918
Pesky, Johnny, ss-3b - 1942, '46-52
Petagine, Roberto, 1b - 2005
Peters, Gary, lhp - 1970-72
Peterson, Bob, c - 1906-07
Petrocelli, Rico, ss-3b - 1963, '65-76
Petry, Dan, rhp - 1991
Philly, Dave, of - 1962
Phillips, Ed, rhp - 1970
Pichardo, Hipolito, rhp - 2000-01
Picinich, Val, c - 1923-25
Pickering, Calvin, 1b-dh - 2001
Pickering, Urbane, 3b - 1931-32
Pierce, Jeff, rhp - 1995
Pierzynski, A.J., c - 2014
Piercy, Bill, rhp - 1922-24
Piersall, Jimmy, cf - 1950, '52-58
Pineiro, Joel, rhp - 2007
Pipgras, George, rhp - 1933-35
Pirk, Greg, 1b - 1996
Pittenger, Pinky, of-inf - 1921-23
Pizarro, Juan, lhp - 1968-69
Plantier, Phil, of - 1990-92
Plews, Herb, 2b - 1959
Plympton, Jeff, rhp - 1991
Podsednik, Scott, of - 2012
Poindexter, Jennings, lhp - 1936
Pole, Dick, rhp - 1973-76
Polly, Nick, 3b - 1945
Pond, Ralph, of - 1910
Poquette, Tom, of - 1979, '81
Porter, Dick, of - 1934
Porterfield, Bob, rhp - 1956-58
Portugal, Mark, rhp - 1999
Potter, Nelson, rhp - 1941
Poulsen, Ken, inf - 1967
Pozo, Arquimede, inf - 1996-97
Pratt, Del, 2b - 1921-22
Pratt, Larry, c - 1914
Prentiss, George, rhp - 1901-02
Price, Joe, lhp - 1989
Pride, Curtis, of-dh - 1997, '00
Prothro, Doc, 3b - 1925

Pruitt, Tex, rhp - 1907-08
Pulsipher, Bill, lhp - 2001
Punto, Nick, inf - 2012
Purtell, Billy, inf - 1910-11
Pytlak, Frankie, c - 1941, '45-46

Q

Quantrill, Paul, rhp - 1992-94
Quinn, Frank, rhp - 1949-50
Quinn, Jack, rhp - 1922-25
Quinones, Rey, ss - 1986
Quintana, Carlos, 1b-of - 1988-91, '93
Quiroz, Guillermo, c - 2012

R

Radatz, Dick, rhp - 1962-66
Rader, Dave, c - 1980
Rainey, Chuck, rhp - 1979-82
Ramirez, Hanley, ss - 2005
Ramirez, Manny, lf - 2001-08
Ramirez, Ramon, rhp - 2009-10
Ranaudo, Anthony, rhp - 2014
Rapp, Pat, rhp - 1999
Reardon, Jeff, rhp - 1990-92
Reeder, Johnny, 1b - 1932
Reddick, Josh, of - 2009-11
Reed, Jerry, rhp - 1990
Reed, Jody, 2b-ss - 1987-92
Reese, Pokey, ss-2b - 2004
Reeves, Bobby, inf - 1929-31
Regan, Bill, 2b - 1926-30
Rehg, Wally, of - 1913-15
Reichle, Dick, of - 1922-23
Remlinger, Mike, lhp - 2005
Remmerswaal, Win, rhp - 1979-80
Remy, Jerry, 2b - 1978-84
Renko, Steve, rhp - 1979-80
Renna, Bill, of - 1958-59
Renteria, Edgar, ss - 2005
Repko, Jason, of - 2012
Repulski, Rip, of - 1960-61
Reyes, Carlos, rhp - 1998
Reyes, Dennis, lhp - 2011
Reynolds, Carl, of - 1934-35
Rhodes, Gordon, rhp - 1932-35
Rhodes, Tuffy, of - 1995
Rhyme, Hal, ss - 1929-32
Rice, Jim, lf-dh - 1974-89
Rich, Woody, rhp - 1939-41
Richardson, Dustin, lhp - 2009-10
Richardson, Jeff, inf - 1993
Richter, Al, ss - 1951, 1953
Riggert, Joe, of - 1911
Rigney, Topper, ss - 1926-27
Riles, Ernest, inf - 1993
Ripley, Allen, rhp - 1978-79
Ripley, Walt, rhp - 1935
Rising, Pop, of - 1905
Riske, David, rhp - 2006
Ritchie, Jay, rhp - 1964-65
Rivera, Luis, ss - 1989-93
Rivero, Carlos, inf - 2014
Roberts, Dave, of - 2004
Roberts, Ryan, inf - 2014
Robidoux, Billy, 1b - 1990
Robinson, Aaron, c - 1951
Robinson, Floyd, of - 1968
Robinson, Jack, rhp - 1949
Rochford, Mike, lhp - 1988-90
Rodgers, Bill, 2b - 1915
Rodriguez, Carlos, inf - 1994-95
Rodriguez, Frankie, rhp - 1995
Rodriguez, Steve, inf - 1995
Rodriguez, Tony, inf - 1996
Rogell, Billy, inf - 1925, '27-28

Rogers, Lee, lhp - 1938
Roggenburk, Garry, lhp - 1966, '68-69
Rohr, Billy, lhp - 1967
 Rollings, Red, inf - 1927-28
Romero, Ed, inf - 1986-89
Romero, J.C., lhp - 2007
Romero, Mandy, c - 1998
Romero, Niuman, inf - 2010
Romine, Kevin, of - 1985-91
Romo, Vicente, rhp - 1969-70
 Rosar, Buddy, c - 1950-51
Rose, Brian, rhp - 1997-00
 Rosenthal, Si, of - 1925-26
 Ross, Buster, lhp - 1924-26
Ross, Cody, of - 2012
Ross, David, c - 2008, '13-14
 Roth, Braggo, cf - 1919
 Rothrock, Jack, rhp - 1925-32
Rowland, Rich, c - 1994-95
Royer, Stan, inf - 1994
Rudi, Joe, of - 1981
 Ruel, Muddy, c - 1921-22, '31
 Ruffing, Red, rhp - 1924-30
 Runnels, Pete, 2b-1b - 1958-62
Rupe, Ryan, rhp - 2003
 Russell, Allan, rhp - 1919-22
 Russell, Jack, rhp - 1926-32, '36
Russell, Jeff, rhp - 1993-94
 Russell, Rip, 3b - 1946-47
 Ruth, Babe, lhp-of - 1914-19
 Ryan, Jack, rhp - 1909
 Ryan, Jack, of - 1929
Ryan, Ken, rhp - 1992-95
Ryan, Mike, c - 1964-67
 Ryba, Mike, rhp - 1941-46
 Rye, Gene, of - 1931

S

Saberhagen, Bret, rhp - 1997-01
Sadler, Donnie, 2b-ss - 1998-00
Sadowski, Bob, rhp - 1966
 Sadowski, Ed, c - 1960
Saito, Takahisa, rhp - 2009
Saltalamacchia, Jarrad, c - 2010-13
Sambito, Joe, lhp - 1986-87
Sanchez, Angel, inf - 2010
Sanchez, Freddy, inf - 2002-03
Sanchez, Rey, inf - 2002
Sanders, Ken, rhp - 1966
Santana, Marino, rhp - 1999
Santiago, Jose, rhp - 1966-70
Santos, Angel, inf - 2001
Satriano, Tom, c - 1969-70
Sauerbeck, Scott, lhp - 2003
Sax, Dave, c - 1985-87
 Sayles, Bill, rhp - 1939
 Scarborough, Ray, rhp - 1951-52
 Scarritt, Russ, lf - 1929-31
 Schang, Wally, c-of - 1918-20
 Schanz, Charley, rhp - 1950
 Scherbarth, Bob, c - 1950
Schilling, Chuck, 2b - 1961-65
Schilling, Curt, rhp - 2004-07
Schiraldi, Calvin, rhp - 1986-87
Schlesinger, Rudy, of - 1965
 Schlitzer, Biff, rhp - 1909
 Schmees, George, lhp - 1952
Schmidt, Dave, c - 1981
 Schmitz, Johnny, lhp - 1956
Schoeneweis, Scott, lhp - 2010
Schofield, Dick, inf - 1969-70
Schourek, Pete, lhp - 1998, '00-01
 Schrecongost, Ossee, c - 1901
 Schroll, Al, rhp - 1958-59
Schwall, Don, rhp - 1961-62

Scott, Everett, ss - 1914-21
 Scott, George, 1b - 1966-71, '77-79
Scutaro, Marco, ss - 2010-11
Seanez, Rudy, rhp - 2003, '06
Seaver, Tom, rhp - 1986
 Seeds, Bob, inf-of - 1933-34
Segui, Diego, rhp - 1974-75
Seibel, Phil, lhp - 2004
 Selbach, Kip, of - 1904-06
Selby, Bill, inf - 1996
Sele, Aaron, rhp - 1993-97
Sellers, Jeff, rhp - 1985-88
 Settlemyre, Merle, lhp - 1928
 Shaner, Wally, of - 1926-27
 Shanks, Howard, inf - 1923-24
 Shannon, Red, 2b - 1919
 Shaw, Al, c - 1907
 Shea, John, lhp - 1928
 Shea, Merv, c - 1933
Sheaffer, Danny, c - 1987
Shealy, Ryan, 1b - 2010
 Shean, Dave, 2b - 1918-19
Sheets, Andy, inf - 2000
Sheldon, Rollie, lhp - 1966
Shepherd, Keith, rhp - 1995
Sheridan, Neill, of - 1948
 Shields, Ben, lhp - 1930
Shiell, Jason, rhp - 2003
 Shofner, Strick, 3b - 1947
Shoppach, Kelly, c - 2005, '12
 Shore, Ernie, rhp - 1914-17
Short, Bill, lhp - 1966
 Shorten, Chick, of - 1915-17
Shouse, Brian, lhp - 1998
Shumpert, Terry, inf - 1995
Siebern, Norm, 1b-of - 1967-68
Siebert, Sonny, rhp - 1969-73
 Simmons, Al, of - 1943
 Simmons, Pat, rhp - 1928-29
 Sisler, Dave, rhp - 1956-59
Sizemore, Grady, of - 2014
Sizemore, Ted, 2b - 1979-80
 Skinner, Camp, of - 1923
Skok, Craig, lhp - 1973
 Slattery, Jack, c - 1901
 Slayton, Steve, rhp - 1928
Slocumb, Heathcliff, rhp - 1996-97
 Small, Charley, of - 1930
 Smith, Al, 3b-of - 1964
 Smith, Bob, lhp - 1955
 Smith, Bob Riverboat, lhp - 1958
 Smith, Broadway Aleck, c - 1903
 Smith, Charley, rhp - 1909-11
Smith, Chris, rhp - 2008
Smith, Dan, rhp - 2000
 Smith, Doug, lhp - 1912
 Smith, Eddie, lhp - 1947
 Smith, Elmer, of - 1922
 Smith, Frank, rhp - 1910-11
 Smith, George, S., rhp - 1930
 Smith, George, C., 2b - 1966
 Smith, John, 1b - 1931
Smith, Lee, rhp - 1988-90
 Smith, Paddy, c - 1920
Smith, Pete, rhp - 1962-63
Smith, Reggie, cf-rf - 1966-73
Smith, Zane, lhp - 1995
Smithson, Mike, rhp - 1988-89
Smoltz, John, rhp - 2009
 Snell, Wally, c - 1913
Snopek, Chris, inf - 1998
Snow, J.T., 1b - 2006
Snyder, Brandon, inf - 2013
Snyder, Earl, 3b - 2004
Snyder, Kyle, rhp - 2006-08

Solters, Moose, of - 1934-35
 Sommers, Rudy, lhp - 1926-27
 Sotheron, Allan, rhp - 1921
Spanswick, Bill, lhp - 1964
 Sparks, Tully, rhp - 1902
 Speaker, Tris, cf - 1907-15
Spears, Nate, inf - 2011-12
 Spence, Stan, of - 1940-41, '48-49
 Spencer, Tubby, c - 1909
 Spognardi, Andy, inf - 1932
Sprague, Ed, inf - 2000
Spring, Jack, lhp - 1957
Sprowl, Bobby, lhp - 1978
 Stahl, Chick, cf - 1901-06
 Stahl, Jake, 1b-c - 1903, '08-10, '12-13
Stairs, Matt, of - 1995
Stallard, Tracy, rhp - 1960-62
 Standaert, Jerry, 1b - 1929
Stange, Lee, rhp - 1966-70
Stanifer, Rob, rhp - 2000
Stanley, Bob, rhp - 1977-89
Stanley, Mike, c-1b - 1996-00
 Stansbury, John, 3b - 1918
Stanton, Mike, lhp - 1995-96, '05
Stapleton, Dave, inf - 1980-86
 Statz, Jigger, of - 1920
 Steele, Elmer, rhp - 1907-09
 Steiner, Ben, 2b - 1945-46
 Steiner, Red, c - 1945
Stenhouse, Mike, of-1b - 1986
Stephens, Gene, of - 1952-53, '55-60
 Stephens, Vern, ss-3b - 1948-52
 Stephenson, Jerry, rhp - 1963, '65-68
Stern, Adam, of - 2005-06
Stewart, Sammy, rhp - 1986
Stewart, Zach, rhp - 2012
Stigman, Dick, lhp - 1966
 Stimson, Carl, rhp - 1923
 Stobbs, Chuck, lhp - 1947-51
 Stokes, Al, c - 1925-26
Stone, Dean, lhp - 1957
 Stone, George, of - 1903
Stone, Jeff, of - 1989-90
 Storie, Howie, c - 1931-32
 Stringer, Lou, inf - 1948-50
 Strunk, Amos, of - 1918-19
 Stuart, Dick, 1b - 1963-64
 Stumpf, George, of - 1931-33
 Sturdivant, Tom, rhp - 1960
Stynes, Chris, inf-of - 2001
 Suchecki, Jim, rhp - 1950
 Sullivan, Denny, cf - 1907-08
Sullivan, Frank, rhp - 1953-60
 Sullivan, Haywood, c - 1955, '57, '59-60
Sullivan, Marc, c - 1982, '84-87
 Sumner, Carl, of - 1928
Suppan, Jeff, rhp - 1995-97, '03
 Susce, George, D., rhp - 1955-58
Sutton, Drew, inf - 2011
 Swanson, Bill, inf - 1914
 Sweeney, Bill, 1b - 1930-31
Sweeney, Ryan, of - 2012
Swindell, Greg, lhp - 1998
 Swormstedt, Len, rhp - 1906

T

Tabor, Jim, 3b - 1938-44
 Taitt, Doug, of - 1928-29
Tanana, Frank, lhp - 1981
 Tannehill, Jesse, lhp - 1904-08
 Tarbert, Arlie, of - 1927-28
Tartabull, Jose, of - 1966-68
Tarver, La Schelle, of - 1986
Tasby, Willie, cf - 1960
 Tate, Bennie, c - 1932

All-Time Roster, Continued

Tatum, Jim, 3b - 1996
Tatum, Ken, rhp - 1971-73
Tavarez, Jesus, of - 1997
Tavarez, Julian, rhp - 2006-08
Taylor, Harry, rhp - 1950-52
Taylor, Scott, lhp - 1992-93
Tazawa, Junichi, rhp - 2009, '11-14
Tebbetts, Birdie, c - 1947-50
Terry, Yank, rhp - 1940, '42-45
Thielman, Jake, rhp - 1908
Thomas, Blaine, rhp - 1911
Thomas, Fred, 3b - 1918
Thomas, George, of - 1966-71
Thomas, Justin, lhp - 2012
Thomas, Lee, 1b-rf - 1964-65
Thomas, Pinch, c - 1912-17
Thomas, Tommy, rhp - 1937
Thomson, Bobby, of - 1960
Thoney, Jackie, of - 1908-09, '11
Thormahlen, Hank, lhp - 1921
Thornton, Matt, lhp - 2013
Throneberry, Faye, of - 1952, '55-57
Thurston, Joe, inf - 2008
Tiant, Luis, rhp - 1971-78
Tillman, Bob, c - 1962-67
Timlin, Mike, rhp - 2003-08
Tinsley, Lee, of - 1994-96
Tobin, Jack, of - 1926-27
Tobin, Jackie, 3b - 1945
Todt, Phil, 1b - 1924-30
Tolar, Kevin, lhp - 2003
Tomberlin, Andy, of - 1994
Tonnenman, Tony, c - 1911
Torrez, Mike, rhp - 1978-82
Traber, Billy, lhp - 2009
Trautwein, John, rhp - 1988
Trimble, Joe, rhp - 1955
Trlicek, Ricky, rhp - 1994, '97
Trout, Dizzy, rhp - 1952
Truesdale, Frank, 2b - 1918
Trujillo, Mike, rhp - 1985-86
Tudor, John, lhp - 1979-83
Turley, Bob, rhp - 1963

U
Uehara, Koji, rhp - 2013-14
Umphlett, Tom, cf - 1953
Unglaub, Bob, inf - 1904-05, '07-08
Urbina, Ugueth, rhp - 2001-02

V
Vache, Tex, of - 1925
Valdez, Carlos, rhp - 1998
Valdez, Julio, ss - 1980-83
Valdez, Sergio, rhp - 1994
Valencia, Danny, 3b - 2012
Valentin, John, ss-3b - 1992-01
Valle, Dave, c - 1994
Van Camp, Al, of-1b - 1931-32
Vandenburgh, Hy, rhp - 1935
Van Buren, Jermaine, rhp - 2006
Van Dyke, Ben, lhp - 1912
VanEgmond, Tim, rhp - 1994-95
Van Every, Jonathan, of - 2008-10
Varitek, Jason, c - 1997-11
Vaughn, Mo, 1b - 1991-98
Vazquez, Christian, c - 2014
Vazquez, Ramon, inf - 2005
Veach, Bobby, rhp - 1924-25
Veale, Bob, lhp - 1972-74
Velazquez, Gil, inf - 2008
Veras, Dario, rhp - 1998
Veras, Wilton, 3b - 1999-00
Vernon, Mickey, 1b - 1956-57
Vick, Sammy, of - 1921

Victorino, Shane, of - 2013-14
Villarreal, Brayan, rhp - 2013
Viola, Frank, lhp - 1992-94
Vitt, Oscar, inf - 1919-21
Vollmer, Clyde, of - 1950-53
Volz, Jake, rhp - 1901
Vosmik, Joe, lf - 1938-39

W

Wade, Jake, lhp - 1939
Wagner, Charlie, rhp - 1938-42, '46
Wagner, Billy, lhp - 2009
Wagner, Gary, rhp - 1969-70
Wagner, Hal, c - 1944, '46-47
Wagner, Heinie, ss-2b - 1906-13, '15-16, '18
Wakefield, Tim, rhp - 1995-11
Walberg, Rube, lhp - 1934-37
Walker, Chico, of - 1980-81, '83-84
Walker, Tillie, cf - 1916-17
Walker, Todd, 2b - 2003
Wall, Murray, rhp - 1957-59
Walsh, Jimmy, of - 1916-17
Walters, Bucky, rhp - 1933-34
Walters, Fred, c - 1945
Walters, Roxy, c - 1919-23
Wambsgans, Bill, 2b - 1924-25
Wanninger, PeeWee, ss - 1927
Warner, John, c - 1902
Warstler, Rabbit, ss-2b - 1930-33
Wasdin, John, rhp - 1997-00
Waslewski, Gary, rhp - 1967-68
Watson, Bob, 1b - 1979
Watwood, Johnny, of-1b - 1932-33
Weaver, Monte, rhp - 1939
Webb, Earl, rf - 1930-32
Webster, Allen, rhp - 2013-14
Webster, Lenny, c - 1999
Webster, Ray, 2b - 1960
Wedge, Eric, c - 1991-92, '94
Weeks, Jemile, inf-of - 2014
Weiland, Bob, lhp - 1932-34
Weiland, Kyle, rhp - 2011
Welch, Frank, of - 1927
Welch, Herb, ss - 1925
Welch, Johnny, rhp - 1932-36
Wells, David, lhp - 2005-06
Welzer, Tony, rhp - 1926-27
Wenz, Fred, rhp - 1968-69
Werber, Bill, inf - 1933-36
Werle, Bill, lhp - 1953-54
Wertz, Vic, 1b - 1959-61
West, David, lhp - 1998
Wheeler, Dan, rhp - 2011
White, Matt, lhp - 2003
White, Sammy, c - 1951-59
Whiteman, George, of - 1907, '18
Whiten, Mark, rf - 1995
Whitt, Ernie, c - 1976
Widmar, Al, rhp - 1947
Wight, Bill, lhp - 1951-52
Wilber, Del, c - 1952-54
Wilhoit, Joe, of - 1919
Williams, Dana, lf - 1989
Williams, Dave, lhp - 1902
Williams, Denny, of - 1924-25, '28
Williams, Dib, inf - 1935
Williams, Dick, inf-of - 1963-64
Williams, Ken, of - 1928-29
Williams, Randy, lhp - 2011
Williams, Rip, 1b-c - 1911
Williams, Stan, rhp - 1972
Williams, Ted, lf - 1939-42, '46-60
Williamson, Scott, rhp - 2003-04
Willingby, Jim, rhp - 1975-77
Wills, Ted, lhp - 1959-62

Wilson, Alex, rhp - 2013-14
Wilson, Archie, of - 1952
Wilson, Duane, lhp - 1958
Wilson, Earl, rhp - 1959-60, '62-66
Wilson, Gary, 2b - 1902
Wilson, Jack, rhp - 1935-41
Wilson, Jim, rhp - 1945-46
Wilson, John, rhp - 1927-28
Wilson, Les, of - 1911
Wilson, Squanto, 1b - 1914
Wiltsie, Hal, lhp - 1926-28
Wingfield, Ted, rhp - 1924-27
Winn, George, lhp - 1919
Winningham, Herm, of - 1992
Winsett, Tom, rhp - 1930-31, '33
Winter, George, rhp - 1901-08
Winters, Clarence, rhp - 1924
Wise, Rick, rhp - 1974-77
Witte, Johnny, rhp - 1949
Wolcott, Bob, rhp - 1999
Wolfe, Larry, inf - 1979-80
Wolter, Harry, lhp - 1909
Wood, Smoky Joe, rhp - 1908-15
Wood, Joe, rhp - 1944
Wood, Ken, of - 1952
Wood, Wilbur, lhp - 1961-64
Woodard, Steve, rhp - 2003
Woods, John, rhp - 1924
Woods, Pinky, rhp - 1943-45
Woodward, Chris, inf - 2009
Woodward, Rob, rhp - 1985-88
Wooten, Shawn, c-of - 2005
Workman, Brandon, rhp - 2013-14
Workman, Hoge, rhp - 1924
Worthington, Al, rhp - 1960
Wright, Jim, rhp - 1978-79
Wright, Steven, rhp - 2013-14
Wright, Tom, of - 1948-51
Wyatt, John, rhp - 1966-68
Wycckoff, John, rhp - 1916-18

X

None

Y

Yastrzemski, Carl, lf-1b - 1961-83
Yerkes, Steve, 2b-ss - 1909, '11-14
York, Rudy, 1b - 1946-47
Youkilis, Kevin, 1b-3b - 2004-12
Young, Cy, rhp - 1901-08
Young, Matt, lhp - 1991-92
Young, Tim, lhp - 2000

Z

Zahniser, Paul, rhp - 1925-26
Zarilla, Al, of - 1949-50, '52-53
Zauchin, Norm, 1b - 1951, '55-57
Zeiser, Matt, rhp - 1914
Zink, Charlie, rhp - 2008
Zuber, Bill, rhp - 1946-47
Zupcic, Bob, of - 1991-94

All-Time Red Sox Managers (With Positions As Players)

*Baker, Del, c - 1960
 Barrow, Ed - 1918-20 (no pro exp.)
 Barry, Jack, ss-2b - 1917
 Boudreau, Lou, ss - 1952-54
 Carrigan, Bill, c - 1913-16, '27-29
 Chance, Frank, 1b - 1923
 Collins, Jimmy, 3b - 1901-06
 Collins, Shano, of - 1931-32
 Cronin, Joe, ss - 1935-47
 Donovan, Patsy, of - 1910-11
 Duffy, Hugh, of - 1921-22
Farrell, John, rhp - 2013-14
 Fohl, Lee - 1924-26, C
Francona, Terry, inf-of - 2004-11
 Harris, Bucky, 2b - 1934
 Herman, Billy, 2b - 1964-66

Higgins, Mike, 3b - 1955-59, '60-62
Hobson, Butch, 3b - 1992-94
 Houk, Ralph, c - 1981-84
 Huff, George, c - 1907
 Johnson, Darrell, c - 1974-76
 Jorges, Billy, inf - 1959-60
Kasko, Eddie, ss - 1970-73
Kennedy, Kevin, c - 1995-96
Kerrigan, Joe, rhp - 2001
 Lake, Fred, c - 1908-09
Little, Grady, c - 2002-03
 McCarthy, Joe, inf-of - 1948-50
 McGuire, Deacon, c - 1907-08
 McManus, Marty, inf - 1932-33
McNamara, John, c - 1985-88
Morgan, Joe, inf - 1988-91

O'Neill, Steve, c - 1950-51
 Pesky, Johnny, ss-3b - 1963-64, *80
 *Popowski, Eddie, inf - 1969, '73
 *Runnels, Pete, 2b-1b - 1966
 Stahl, Chick, cf - 1906
 Stahl, Jake, 1b-c - 1912-13
 Unglaub, Bob, inf - 1907
Valentine, Bobby, of - 2012
 Wagner, Heinie, ss-2b - 1930
 Williams, Dick, inf-of - 1967-69
Williams, Jimmy, inf - 1997-01
 *York, Rudy, 1b - 1959
 *Young, Cy, rhp - 1907
 Zimmer, Don, inf - 1976-80

*Interim Manager

All-Time Red Sox Coaches (1921-2014) and Head Trainers (1940-2014)

Alicea, Luis - 2007-08
Allenson, Gary - 1992-94
Bailey, Buddy - 2000
 Baker, Del - 1945-48, '53-60
Berardino, Dick - 1989-91
Beyeler, Arnie - 2013-14
 Berg, Moe - 1939-41
Bogar, Tim - 2009-12
 Brown, Mace - 1965
 Bryant, Don - 1974-76
Bumbry, Al - 1988-93
 Burke, Jimmy - 1921-23
Burleson, Rick - 1992-93
 Burns, Jack - 1955-59
 Burwell, Bill - 1944
Butterfield, Brian - 2013-14
Camilli, Doug - 1970-73
 Carey, Tom - 1946-47
Carlucci, Dave - 1996
Cloninger, Tony - 2002-03
Colbrunn, Greg - 2013-14
 Coleman, Bob - 1928
 Combs, Earl - 1948-52
Cabbage, Mike - 2002-03
Cumberland, John - 1995, '99-01
 Cuyler, Kiki - 1949
 Daly, Tom - 1933-46
Doerr, Bobby - 1967-69
 Dorish, Harry - 1963
Down, Rick - 2001
 Duffy, Hugh - 1931, '39
Easler, Mike - 1993-94
Ellis, Sammy - 1996
Evans, Dwight - 2002
 Falk, Bibb - 1934
Farrell, John - 2007-10
Ferriss, Dave - 1955-59
Fischer, Bill - 1985-91
Gale, Rich - 1992-93
Gardner, Billy - 1965-66
***Gregson, Goose - 2003**
 Haddix, Harvey - 1971
Hale, DeMarlo - 2006-11
Harper, Tommy - 1980-84, '00-02
Haselman, Bill - 2005-06
Hebner, Richie - 1989-91
 Herman, Billy - 1960-64
Hriniak, Walt - 1977-88
 Hulswitt, Rudy - 1931-33
Jackson, Al - 1977-79
Jackson, Ron - 2003-06

Jauss, Dave - 1997-99, '01
 Johnson, Darrell - 1968-69
Johnson, Ron - 2010-11
Johnson, Tim - 1995-96
Jones, Lynn - 2004-05
Kerrigan, Joe - 1997-01
 Kim, Wendell - 1997-00
Kipper, Bob - 2002
Lachemann, Rene - 1985-86
 Lakeman, Al - 1963-64, '67-69
Lamont, Gene - 2001
 Leifield, Lefty - 1924-26
 Lenhardt, Don - 1970-73
LeVangie, Dana - 2013-14
Little, Grady - 1997-99
Lovullo, Torey - 2013-14
Magadan, Dave - 2007-12
 Maglie, Sal - 1960-62, '66-67
 Malmberg, Harry - 1963-64
 Mayo, Eddie - 1951
 McCallister, Jack - 1930
McClure, Bob - 2012
 McKechnie, Bill - 1952-53
McLaren, John - 1991
McNertney, Jerry - 1988
 Melillo, Oscar - 1952-53
 Miller, Bing - 1937
Mills, Brad - 2004-09
 Mills, Buster - 1954
Morgan, Joe - 1985-88
Narron, Jerry - 2003
Niemann, Randy - 2012
Nieves, Juan - 2013-14
Nipper, Al - 1995-96, '06
Norman, Nelson - 2001
Ochoa, Alex - 2012
Okrie, Len - 1961-62, '65-66
Oliver, Dave - 1995-96
 O'Neill, Steve - 1950
 Onslow, Jack - 1934
 Owen, Mickey - 1955-56
 Pennock, Herb - 1936-39
 Pesky, Johnny - 1975-84
 Podres, Johnny - 1980
Pole, Dick - 1998
 Popowski, Eddie - 1967-74, '76
Rice, Jim - 1995-00
Roarke, Mike - 1994
Rodriguez, Victor - 2013-14
Rojas, Euclides - 2003-04
Royster, Jerry - 2012

Runnels, Pete - 1965-66
 Ryan, John - 1923-27
 Schacht, Al - 1935-36
 Schreiber, Paul - 1947-58
 Schulte, John - 1949-50
 Shellenback, Frank - 1940-44
Slider, Rac - 1987-90
Stange, Lee - 1972-74, '81-84
Stanley, Mike - 2002
Starrette, Herm - 1995-97
 Susce, George, C.M. - 1950-54
Sveum, Dale - 2004-05
Thomas, George - 1970
Torchia, Tony - 1985
Treuel, Ralph - 2001, '06
Tuck, Gary - 2007-12
 Turley, Bob - 1964
 Wagner, Charlie - 1970
****Wallace, Dave - 2003-06**
Wathan, John - 1994
 Wagner, Heinie - 1927-29
White, Frank - 1994-96
Williams, Dallas - 2003
Williams, Stan - 1975-76
 Woodall, Larry - 1942-48
 York, Rudy - 1959-62
 Yost, Eddie - 1977-84
Curt Young - 2011
 Zimmer, Don - 1974-76, '92

*interim **interim in 2003

HEAD TRAINERS

Fadden, Jack - 1950-65
 Froelich, Ed - 1948-50
 *Green, Win - 1940-47
Jameyson, Rick - 2012-14
 LeRoux, Buddy - 1966-74
Lessard, Paul - 2006-09
Moss, Charlie - 1975-94
Reinold, Mike - 2010-11
Rowe, Jim - 1995-05
*****Zawacki, Rich - 1981-00**

**Green was assistant trainer from the mid-1950s through the 1960s.

***Zawacki was the physical therapist with the Red Sox from 1981 and began traveling with the team full-time in 1990.

All-Time Roster, Continued

Relatives Who Played For the Red Sox

BROTHERS	POS.	YEARS	FATHERS/SONS	POS.	YEARS
Barrett, Marty	2B	1982-90	Camilli, Dolf	1B	1945
Barrett, Tommy	2B	1992	Camilli, Doug	Coach	1970-73
Carlyle, Roy	OF	1925-26	Connolly, Sr., Ed	C	1929-32
Carlyle, Cleo	OF	1927	Connolly, Jr., Ed	LHP	1964
Conigliaro, Tony	OF, DH	1964-67, 69-70, 75	Ellsworth, Dick	LHP	1968-69
Conigliaro, Billy	OF	1969-71	Ellsworth, Steve	RHP	1988
Drew, J.D.	RF	2007-11	Ripley, Walt	RHP	1935
Drew, Stephen	SS	2013	Ripley, Allen	RHP	1978-79
Ferrell, Rick	C	1933-37	Sullivan, Haywood	C	1955, '57, 1959-60
Ferrell, Wes	RHP	1934-37	Sullivan, Marc	C	1982, '84-'87
Gaston, Alex	C	1926, 1929	Wood, Smoky Joe	RHP	1908-15
Gaston, Milt	RHP	1929-31	Wood, Joe	RHP	1944
Heving, Johnnie	C	1924-25, 1928-30	GRANDFATHER/SON	POS.	YEARS
Heving, Joe	RHP	1938-40	Collins, John "Shano"	OF	1921-25
Hughes, Long Tom	RHP	1902-03	Gallagher, Bob	PH-PR	1972
Hughes, Ed	RHP	1905-06	UNCLE/NEPHEW	POS.	YEARS
Johnson, Roy	OF	1932-35	Aviles, Ramon	INF	1977
Johnson, Bob	OF	1944-45	Aviles, Mike	INF	2011-12
Martinez, Pedro	RHP	1998-04	Batts, Matt	C	1947-51
Martinez, Ramon	RHP	1999-00	Heep, Danny	OF	1989-90
Sadowski, Ed	C	1960	Dallessandro, Dom	OF	1937
Sadowski, Bob	RHP	1966	Gernert, Dick	1B-OF	1952-59
			Shumpert, Terry	INF	1995
			Betts, Mookie	OF/INF	2014



The Ferrell brothers, pitcher Wes and catcher Rick, were Red Sox teammates from 1934-37. Photo courtesy of The National Baseball Hall of Fame and Museum.

Award Winners

AL Most Valuable Player (Presented By BBWAA)

YEAR	PLAYER	AVG	HR	RBI
1912	Tris Speaker, CF**	.383	†10	98
1938	Jimmie Foxx, 1B	*.349	50	*175
1946	Ted Williams, LF	.342	38	123
1949	Ted Williams, LF	.343	*43	†159
1958	Jackie Jensen, RF	.286	35	*122
1967	Carl Yastrzemski, LF	*.326	†44	*121
1975	Fred Lynn, CF	.331	21	105
1978	Jim Rice, LF/DH	.315	*46	*139
1995	Mo Vaughn, 1B	.300	39	†126
2008	Dustin Pedroia, 2B	.326	17	83

YEAR	PITCHER	W-L	ERA	SO
1986	Roger Clemens, RHP	*24-4	2.48	238

*led league †tied for league lead **From 1910-14, this award was officially called the Chalmers Award.

AL Cy Young Award (Presented By BBWAA)

YEAR	PITCHER	W	L	ERA	IP	SO
1967	Jim Lonborg	*22	9	3.16	273.1	*246
1986	Roger Clemens	*24	4	*2.48	254.0	238
1987	Roger Clemens	†20	9	2.97	281.2	256
1991	Roger Clemens	18	10	*2.62	*271.1	*241
1999	Pedro Martinez	*23	4	*2.07	213.1	*313
2000	Pedro Martinez	18	6	*1.74	217.0	*284

* led league †tied for league lead

NOTE: In 2000, Martinez was a unanimous choice, the 5th in the AL since the award was split between leagues in 1967. He joined Sandy Koufax (1965-66) and Greg Maddux (1994-95) as the only 3 unanimous consecutive season selections.

AL Rookie of the Year (Presented By BBWAA)

YEAR	PLAYER	AVG	HR	RBI
1950	Walt Dropo, 1B	.322	34	†144
1972	Carlton Fisk, C*	.293	22	61
1975	Fred Lynn, CF	.331	21	105
1997	Nomar Garciaparra, SS*	.306	30	98
2007	Dustin Pedroia, 2B	.317	8	50

YEAR	PITCHER	W-L	ERA	SO
1961	Don Schwall, RHP	15-7	3.22	91

*Unanimous † tied for league lead

AL Rookie Player/Pitcher of the Month Awards

YEAR	PLAYER	MONTH	YEAR	PLAYER	MONTH
2004	Kevin Youkilis, 3B	May	2007	Dustin Pedroia, 2B	May
2006	Jonathan Papelbon, RHP	April		Jacoby Ellsbury, CF	September
2007	Hideki Okajima, LHP	April	2013	Jose Iglesias, SS-3B	June

Rawlings Gold Glove Award (Presented Since 1957)

20 different Red Sox have won a total of 43 Gold Glove Awards since the award began in 1957. Dwight Evans (8) is the all-time club leader while Carl Yastrzemski is 2nd with 7.

YEAR	PLAYER	POS	YEAR	PLAYER	POS	YEAR	PLAYER	POS
1957	Frank Malzone	*3B	1972	Carlton Fisk	C	1985	Dwight Evans	OF
1958	Frank Malzone	3B		Doug Griffin	2B	1990	Mike Boddicker	P
	Jimmy Piersall	CF	1975	Fred Lynn	OF		Ellis Burks	OF
1959	Frank Malzone	3B	1976	Dwight Evans	OF	1991	Tony Peña	C
	Jackie Jensen	RF	1977	Carl Yastrzemski	OF	2005	Jason Varitek	C
1963	Carl Yastrzemski	OF	1978	Dwight Evans	OF	2007	Kevin Youkilis	1B
1965	Carl Yastrzemski	OF		Fred Lynn	OF	2008	Dustin Pedroia	2B
1967	George Scott	1B	1979	Rick Burleson	SS	2011	Adrian Gonzalez	1B
	Carl Yastrzemski	OF		Dwight Evans	OF		Dustin Pedroia	2B
1968	George Scott	1B		Fred Lynn	OF		Jacoby Ellsbury	CF
	Carl Yastrzemski	OF	1980	Fred Lynn	OF	2013	Dustin Pedroia	2B
	Reggie Smith	OF	1981	Dwight Evans	OF		Shane Victorino	OF
1969	Carl Yastrzemski	OF	1982	Dwight Evans	OF	2014	Dustin Pedroia	2B
1971	Carl Yastrzemski	OF	1983	Dwight Evans	OF		* 1 ML team selected	
	George Scott	1B	1984	Dwight Evans	OF			

Award Winners, Continued

Louisville Slugger Silver Slugger Award (Presented Since 1980)

YEAR	PLAYER	POS	YEAR	PLAYER	POS	YEAR	PLAYER	POS
1981	Carney Lansford.....	3B	1990	Ellis Burks.....	OF	2005	David Ortiz.....	DH
	Dwight Evans.....	OF	1991	Wade Boggs.....	3B		Manny Ramirez.....	OF
1983	Wade Boggs.....	3B	1995	John Valentin.....	SS		Jason Varitek.....	C
	Jim Rice.....	OF		Mo Vaughn.....	1B	2006	David Ortiz.....	DH
1984	Tony Armas.....	OF	1997	Nomar Garciaparra.....	SS		Manny Ramirez.....	OF
	Jim Rice.....	OF	2001	Manny Ramirez.....	OF	2007	David Ortiz.....	DH
1986	Wade Boggs.....	3B	2002	Manny Ramirez.....	OF	2008	Dustin Pedroia.....	2B
	Don Baylor.....	DH	2003	Bill Mueller.....	3B	2009	Jason Bay.....	OF
1987	Wade Boggs.....	3B		Manny Ramirez.....	OF	2010	Adrian Beltre.....	3B
	Dwight Evans.....	OF	2004	David Ortiz.....	DH	2011	Adrian Gonzalez.....	1B
1988	Wade Boggs.....	3B		Manny Ramirez.....	OF		Jacoby Ellsbury.....	CF
	Mike Greenwell.....	OF					David Ortiz.....	DH
1989	Wade Boggs.....	3B				2013	David Ortiz.....	DH

BoSox Club Man of the Year

Selected for contributions to the success of the Red Sox and for cooperation in community endeavors, the BoSox Club of Boston Man of the Year Award is presented at the annual BoSox Awards Luncheon near the end of the season.

YEAR	PLAYER	POS	YEAR	PLAYER	POS	YEAR	PLAYER	POS
1967	Rico Petrocelli.....	SS	1983	Carl Yastrzemski.....	DH	1999	Trot Nixon.....	RF
1968	Mike Andrews.....	2B	1984	Mike Easler.....	DH	2000	John Harrington.....	EXEC
1969	Lee Stange.....	RHP	1985	Wade Boggs.....	3B	2001	Ben Mondor.....	EXEC
1970	Gerry Moses.....	C	1986	Marty Barrett.....	2B	2002	Carlos Baerga.....	INF
1971	John Kennedy.....	INF	1987	Bruce Hurst.....	LHP	2003	Ron Jackson.....	Hlt. Coach
1972	Bob Montgomery.....	C	1988	Bill Fischer.....	Pitch. Coach	2004	Jason Varitek.....	C
1973	Tommy Harper.....	LF	1989	Dennis Lamp.....	RHP	2005	Mike Timlin.....	RHP
1974	Rick Miller.....	CF	1990	Tony Peña.....	C	2006	Gabe Kapler.....	OF
1975	Denny Doyle.....	2B	1991	Tony Fossas.....	LHP	2007	Kevin Youkilis.....	1B
1976	Reggie Cleveland.....	RHP	1992	Roger Clemens.....	RHP	2008	Manny Delcarmen.....	RHP
1977	Butch Hobson.....	3B	1993	Mo Vaughn.....	1B	2009	Mike Lowell.....	3B
1978	Bill Campbell.....	RHP	1994	Ken Ryan.....	RHP	2010	Clay Buchholz.....	RHP
1979	Tom Burgmeier.....	LHP	1995	Tim Lincecum.....	3B	2011	Jed Lowrie.....	INF
1980	Steve Renko.....	RHP	1996	Heathcliff Slocumb.....	RHP	2012	Jarrod Saltalamacchia.....	C
1981	Jerry Remy.....	2B	1997	Wendell Kim.....	3B Coach	2013	Craig Breslow.....	LHP
1982	Bob Stanley.....	RHP	1998	Tim Wakefield.....	RHP	2014	Victor Rodriguez.....	Asst. Coach

American League Player/Pitcher of the Month Awards

YEAR	PLAYER	MONTH	YEAR	PLAYER	MONTH
1975	Fred Lynn, CF.....	June	1993	Danny Darwin, RHP.....	May
1976	Luis Tiant, RHP.....	August	1995	Tim Wakefield, RHP.....	July
1977	Jim Rice, DH.....	July		Erik Hanson, RHP.....	August
1978	Jim Rice, LF.....	May	1996	Mo Vaughn, 1B.....	May
	Jim Rice, LF.....	August	1999	Pedro Martinez, RHP.....	April
1979	Fred Lynn, CF.....	August		Pedro Martinez, RHP.....	May
1980	Chuck Rainey, RHP.....	May		Nomar Garciaparra, SS.....	May
	Bob Stanley, RHP.....	August		Pedro Martinez, RHP.....	June
	Jim Rice, LF (tie, E. Murray, BAL).....	September		Pedro Martinez, RHP.....	September
1981	Dwight Evans, RF.....	May	2000	Pedro Martinez, RHP.....	April
	Mark Clear, RHP.....	May	2001	Pedro Martinez, RHP.....	May
1984	Tony Armas, CF.....	June		Manny Ramirez, LF.....	April
	Roger Clemens, RHP.....	August	2002	Derek Lowe, RHP.....	April
1986	Roger Clemens, RHP.....	April		Pedro Martinez, RHP.....	July
	Wade Boggs, 3B.....	May		Manny Ramirez, LF.....	September
	Roger Clemens, RHP.....	June	2005	David Ortiz, DH.....	September
	Bruce Hurst, LHP.....	September	2006	David Ortiz, DH.....	July
1987	Wade Boggs, 3B.....	June	2007	David Ortiz, DH.....	September
	Dwight Evans, 1B.....	August	2008	J.D. Drew, RF.....	June
1988	Mike Greenwell, LF.....	June		Jon Lester, LHP.....	July
	Roger Clemens, RHP.....	July		Jon Lester, LHP.....	September
	Bruce Hurst, LHP.....	August	2010	David Ortiz, DH.....	May
1989	Nick Esasky, 1B (tie, G. Bell, TOR).....	August		Jon Lester, LHP.....	May
1990	Roger Clemens, RHP.....	August		Clay Buchholz, RHP.....	August
1991	Roger Clemens, RHP.....	April	2011	Adrian Gonzalez, 1B.....	June
	Roger Clemens, RHP.....	September		Dustin Pedroia, 2B.....	July
1992	Roger Clemens, RHP.....	May	2013	Clay Buchholz, RHP.....	April
	Roger Clemens, RHP.....	August			

Thomas A. Yawkey Red Sox Most Valuable Player Award

Each year the Boston chapter of the Baseball Writers' Association of America presents the Thomas A. Yawkey Award to the Red Sox Most Valuable Player. From 1937 through 1952 the award went to either a Red Sox or a member of the Boston Braves. The Braves moved to Milwaukee prior to the 1953 season and the award became strictly a Red Sox MVP selection. After Mr. Yawkey's death in 1976, the Boston Writers renamed the award in his honor. Multiple winners include Carl Yastrzemski (6), David Ortiz (5), Roger Clemens (4), Dwight Evans (4), Mo Vaughn (4), Ted Williams (4), Pedro Martinez (3), Rick Burleson (2), Carlton Fisk (2), Nomar Garciaparra (2), Jackie Jensen (2), Ellis Kinder (2), Frank Malzone (2), Dustin Pedroia (2) and Jim Rice (2).

YEAR	PLAYER	YEAR	PLAYER	YEAR	PLAYER
1937	Jim Turner, * RHP	1964	Dick Radatz, RHP	1990	Roger Clemens, RHP
1938	Jimmie Foxx, RHP	1965	Carl Yastrzemski, LF	1991	Roger Clemens, RHP
1939	Joe Cronin, SS	1966	Tony Conigliaro, RF	1992	Roger Clemens, RHP
1940	Johnny Cooney, * OF	1967	Carl Yastrzemski, LF	1993	Mo Vaughn, 1B
1941	Ted Williams, LF	1968	Ken Harrelson, 1B-RF	1994	Mo Vaughn, 1B
1942	(No Dinner	1969	Rico Petrocelli, SS-3B	1995	Mo Vaughn, 1B
1943	held during	1970	Carl Yastrzemski, 1B-LF	1996	Mo Vaughn, 1B
1944	World War II)	1971	Reggie Smith, CF-RF	1997	Nomar Garciaparra, SS
1945	Tommy Holmes, * RF	1972	Carlton Fisk, C	1998	Nomar Garciaparra, SS
1946	Ted Williams, LF	1973	Tommy Harper, OF	1999	Pedro Martinez, RHP
1947	Bob Elliott, * 3B	1974	Carl Yastrzemski, 1B-LF	2000	Pedro Martinez, RHP
1948	Johanny Sain, * RHP	1975	Fred Lynn, CF	2001	Trot Nixon, RF
1949	Ted Williams, LF	1976	Carl Yastrzemski, 1B-LF	2002	Derek Lowe, RHP
1950	Billy Goodman, INF	1977	Carlton Fisk, C		Pedro Martinez, RHP
1951	Ellis Kinder, RHP	1978	Jim Rice, LF	2003	Jason Varitek, C
1952	Walker Cooper, * C	1979	Rick Burleson, SS	2004	David Ortiz, DH-1B
1953	Ellis Kinder, RHP	1980	Rick Burleson, SS	2005	David Ortiz, DH-1B
1954	Jackie Jensen, RF	1981	Dwight Evans, RF	2006	David Ortiz, DH-1B
1955	Ted Williams, LF	1982	Dwight Evans, RF	2007	Mike Lowell, 3B
1956	Jim Piersall, CF	1983	Jim Rice, LF	2008	Dustin Pedroia, 2B
1957	Frank Malzone, 3B	1984	Dwight Evans, RF	2009	Kevin Youkilis, 1B-3B
1958	Jackie Jensen, RF		Tony Armas, CF	2010	Adrian Beltre, 3B
1959	Frank Malzone, 3B	1985	Wade Boggs, 3B	2011	Jacoby Ellsbury, CF
1960	Vic Wertz, 1B	1986	Roger Clemens, RHP	2012	Dustin Pedroia, 2B
1961	Chuck Schilling, 2B	1987	Dwight Evans, RF	2013	David Ortiz, DH
1962	Eddie Bressoud, SS	1988	Mike Greenwell, LF	2014	David Ortiz, DH
1963	Carl Yastrzemski, LF	1989	Nick Esasky, 1B		*Boston Braves

The Boston Baseball Writers Chapter also presents other awards annually, if applicable. Since 1990:

YEAR	RED SOX PITCHER	RED SOX ROOKIE	JENSEN SPIRIT	GOOD GUY
1990	Roger Clemens	Dana Kiecker	Tony Pena	Ken Coleman
1991	Roger Clemens	Phil Plantier	Jeff Gray	Tim Horgan
1992	Roger Clemens	Bob Zupic	Steve Palermo	Ernie Harwell
1993	Danny Darwin	Aaron Sele	Andre Dawson	John Donovan, Jr.
1994	Roger Clemens	Carlos Rodriguez	No Selection	Joe Gildea
1995	Tim Wakefield	Troy O'Leary	No Selection	Frank MacKay
1996	Roger Clemens	No Selection	Bill Haselman	Bill Wanless
1997	Tom Gordon	Nomar Garciaparra	Jeff Frye	Mary Jane Ryan
1998	Pedro Martinez	Jason Varitek	Bret Saberhagen	Jim Corsi
1999	Pedro Martinez	T. Nixon & B. Daubach	Roger Clemens	Mike Port
2000	Pedro Martinez	No Selection	Pete Schourek	Rich Garces
2001	Hideo Nomo	Shea Hillenbrand	Brian Daubach	Jon Miller
2002	Pedro Martinez	Casey Fossum	Tim Wakefield	Johnny Damon
2003	Derek Lowe	No Selection	Kevin Millar	Joe Cochran
2004	Curt Schilling	Kevin Youkilis	Johnny Damon	Joe Castiglione
2005	Tim Wakefield	No Selection	Johnny Damon	J.P. Villaman
2006	Jonathan Papelbon	Jonathan Papelbon	Mike Lowell	Ron Jackson
2007	Josh Beckett	Dustin Pedroia	Kevin Youkilis	Mike Lowell
2008	Jon Lester	Jacoby Ellsbury	Kevin Youkilis	Sean Casey
2009	Jon Lester	Daniel Bard	Nick Green	John Farrell
2010	J. Lester & C. Buchholz	Ryan Kalish	Darnell McDonald	Bill Hall
2011	Alfredo Aceves	Josh Reddick	Dustin Pedroia	Jarrold Saltaalamachia
2012	Clay Buchholz	Will Middlebrooks	Mike Aviles	Cody Ross
2013	Jon Lester	Jose Iglesias	Jonny Gomes	David Ross
2014	Jon Lester	Brock Holt	Dustin Pedroia	Brian Butterfield

Award Winners, Continued

Tony Conigliaro Award

In 1990, the Red Sox instituted a national award to honor the memory of their former star outfielder Tony Conigliaro. The award is presented to a Major Leaguer who has overcome adversity through the attributes of spirit, determination and courage that were trademarks of Tony C. A special panel composed of the media, members of the MLB office, Tony's brothers Billy and Richie, and a fan make the selection. The presentation takes place at the Boston BBWA dinner in January.

The 2014 recipient was catcher **Wilson Ramos**. Ramos persevered through significant adversity in his life. The Venezuela native endured a harrowing kidnapping in his home country in November 2011 and has since worked to push past the ordeal both physically and mentally. Since then, Ramos has also worked to rehab a torn ACL in his right knee, a broken hamate bone in his left hand, and multiple hamstring strains. The 27-year-old continues to impress as one of the best young catchers in the NL owning the 2nd-best catchers' ERA (3.39) among backstops with at least 300 games behind the plate. The 1st winner was Royals OF Jim Eisenreich, who overcame a neurological movement disorder, Tourette Syndrome, to become a productive performer after being out of baseball for 2 1/2 years. **Bret Saberhagen**, as a Red Sox, won the honor in 1998. After reconstructive surgery in May 1996, months of intensive rehab proved futile. He missed the 1996 season and was signed in Nov. '96 by the Red Sox. He made his 1st start in 2 years on 8/22/97. In 1998, he was 15-8, 3.96 in 31 starts. LHP **Jon Lester** was the 2007 award recipient. After undergoing treatment for anaplastic large cell lymphoma, diagnosed in August, 2006, and being declared cancer-free that December, Lester returned to the majors on July 23, 2007. He went 4-0 in 12 apps/11 starts the rest of the season. He made 2 relief appearances in the 2007 ALCS including 3.0 scoreless IP in a Game 4 loss. Jon started and won the decisive WS Game 4 (5.2 scoreless IP) at COL as the Red Sox won their 2nd WS title in 4 seasons. In 2013, Red Sox RHP **John Lackey** was the winner. That season was one of the best of his 11-year ML career after he missed all of 2012 recovering from Tommy John Surgery. He finished second on the team with 189.1 IP and ranked seventh in the AL with over 4 K/BB. He was the winning pitcher in the deciding Game 6 of the 2013 World Series vs. the Cardinals (6.2 IP, 1 R, 9 H, 5 K).

Conigliaro died 2/24/1990 after an 8-year struggle to return from a massive heart attack that left him severely handicapped. Tony signed with the Red Sox in 1963 after graduation from St. Mary's High School in Lynn, MA. In his only minor league season, he hit .363 with 24 HR and 74 RBI in 83 games for Wellsville, earning New York-Penn League MVP Rookie of the Year honors. He broke in with the Red Sox in 1964, hit a HR in his 1st at-bat at Fenway Park, and finished with a .290 AVG and 24 HR to earn an All-Rookie selection. Tony became the youngest player to lead a ML in HR with 32 in 1965 and the youngest AL player to reach 100 career HR. Mel Ott was the youngest in history at 22 years, 4 months, 10 days. He was 2nd-youngest (22 years, 6 months, 16 days). His career was tragically shortened when he was hit in the face by a pitch at Fenway Park 8/18/1967. He made a dramatic comeback in 1969, hit 56 HR with 198 RBI in 2 years, but he was never the same player. Conigliaro spent 1971 with the Angels and was out of baseball until he tried another comeback with the Red Sox in 1975. After an excellent Spring Training, he made the regular-season roster and got the team's 1st hit of that season and later the club's 1st HR. He was outrighted to Triple-A Pawtucket in mid-June and retired shortly after.

History

YEAR	PLAYER	TEAM	YEAR	PLAYER	TEAM	YEAR	PLAYER	TEAM
1990	Jim Eisenreich.....	KC	1999	Mike Lowell.....	FLA	2006	Freddy Sanchez.....	PIT
1991	Dickie Thon.....	PHI	2000	Kent Mercker.....	ANA	2007	Jon Lester.....	BOS
1992	Jim Abbott.....	CAL		Tony Saunders.....	FLA	2008	Rocco Baldelli.....	TB
1993	Bo Jackson.....	CWS	2001	Jason Johnson.....	BAL	2009	Chris Carpenter.....	STL
1994	Mark Leiter.....	CAL		Graeme Lloyd.....	MON	2010	Joaquin Benoit.....	TB
1995	Scott Radinsky.....	CWS	2002	Jose Rijo.....	CIN	2011	Tony Campana.....	CHC
1996	Curtis Pride.....	DET	2003	Jim Mecir.....	OAK	2012	R.A. Dickey.....	NYM
1997	Eric Davis.....	BAL	2004	Dewon Brazelton.....	TB	2013	John Lackey.....	BOS
1998	Bret Saberhagen.....	BOS	2005	Aaron Cook.....	COL	2014	Wilson Ramos.....	WAS

The Hutch Award

The Hutch Award has been given annually to the Major League player who best exemplifies the character, fighting spirit and competitive desire of the late pitcher (Detroit 1939-53) and manager (Tigers, Cardinals, Reds), Fred Hutchinson. The award, which sits in the Baseball Hall of Fame in Cooperstown, NY, was instituted in 1965 and is sponsored by the Fred Hutchinson Cancer Research Center in Seattle, WA. Five Red Sox players have received the award: Carl Yastrzemski in 1967, Tony Conigliaro in 1970, Andre Dawson in 1994, Mark Loretta in 2006 and Jon Lester in 2008. Mickey Mantle was the first recipient in 1965. Alex Gordon was the 2014 selection.

Heart and Hustle Award

The Heart and Hustle Award is given annually by the Major League Baseball Players Alumni Association to the active Major League player who demonstrates a passion for the game of baseball and best embodies the values, spirit, and tradition of the game. It is the only award in MLB that is voted on by former players. In 2013, **Dustin Pedroia** became the first Red Sox to receive the award. David Eckstein was the first recipient in 2005.

Red Sox in the All-Star Game

Luis Alicea, coach (1).....	2008
Mike Andrews, second base (1).....	1969
Luis Aparicio, shortstop (2).....	1971, 72
Tony Armas, outfield (1).....	1984
Del Baker, coach (1).....	1947
Jason Bay, outfielder (1).....	2009
Josh Beckett, pitcher (3).....	2007, 2009, 2011
Gary Bell, pitcher (1).....	1968
Adrian Beltre, third base (1).....	2010
Arnie Beyeler, coach (1).....	2014
Wade Boggs, third base (8).....	1985, 86, 87, 88, 89, 90, 91, 92
Lou Boudreau, coach (1).....	1953
Eddie Bressoud, shortstop (1).....	1964
Tom Brewer, pitcher (1).....	1956
Don Bryant, coach (1).....	1976
Clay Buchholz, pitcher (2).....	2010, 2013
Tom Burgmeier, pitcher (1).....	1980
Ellis Burks, outfielder (1).....	1990
Rick Burleson, shortstop (3).....	1977, 78, 79
Brian Butterfield, coach (1).....	2014
Bill Campbell, pitcher (1).....	1977
Mark Clear, pitcher (1).....	1982
Roger Clemens, pitcher (5).....	1986, 88, 90, 91, 92
Matt Clement, pitcher (1).....	2005
Greg Colbrunn, coach (1).....	2014
Eddie Collins, coach (1).....	1933
Tony Conigliaro, outfielder (1).....	1967
Scott Cooper, third base (2).....	1993, 94
Roger Cramer, outfielder (4).....	1937, 38, 39, 40
Joe Cronin, manager, coach, shortstop (9).....	1935, 36, 37, 38, 39, 40* , 41, 44, 47* , 83†
Ray Culp, pitcher (1).....	1969
Tom Daley, coach (1).....	1940
Johnny Damon, outfielder (2).....	2002, 2005
Dom DiMaggio, outfielder (7).....	1941, 42, 46, 49, 50, 51, 52
Joe Dobson, pitcher (1).....	1948
Bobby Doerr, second base (9).....	1941, 42, 43, 44, 46, 47, 48, 50, 51, 88†
J.D. Drew, outfielder (1).....	2008
Walter Dropo, first base (1).....	1950
Dennis Eckersley, pitcher (1).....	1982
Jacoby Ellsbury, outfielder (1).....	2011
Dwight Evans, outfielder (3).....	1978, 81, 87
Carl Everett, outfielder (1).....	2000
John Farrell, coach, manager (2).....	2008, 14
Rick Ferrell, catcher (4).....	1933, 34, 35, 36
Dave Ferriss, pitcher (1).....	1946
Lou Finney, outfielder (1).....	1940
Bill Fischer, coach (1).....	1987
Carlton Fisk, catcher (7).....	1972, 73, 74, 76, 77, 78, 80, 99†
Mike Fornieles, pitcher (1).....	1961 (1st G)
Pete Fox, outfielder (1).....	1944
Jimmie Foxx, third base, first base (6).....	1936, 37, 38, 39, 40, 41
Terry Francona, manager (2).....	2005*, 08*
Nomar Garciaparra, shortstop (5).....	1997, 99, 00, 02, 03
Rich Gedman, catcher (2).....	1985, 86
Adrian Gonzalez, first base (1).....	2011
Billy Goodman, first base, second base (2).....	1949, 53
Tom Gordon, pitcher (1).....	1998
Mike Greenwell, outfielder (2).....	1988, 89
Lefty Grove, pitcher (5).....	1935, 36, 37, 38, 39
DeMarlo Hale, coach (1).....	2008
Erik Hanson, pitcher (1).....	1995
Ken Harrelson, outfielder (1).....	1968
Mickey Harris, pitcher (1).....	1946
Bill Haselman, coach (1).....	2005
Mike Higgins, coach (1).....	1961 (2nd G)
Shea Hillenbrand, third base (1).....	2002
Tex Hughson, pitcher (3).....	1942, 43, 44
Bruce Hurst, pitcher (1).....	1987
Ron Jackson, coach (1).....	2005
Jackie Jensen, outfielder (2).....	1955, 58

Bold Red indicates selected to start game

*Manager, AL Team

†Honorary AL Captain

Teams chosen by vote of fans 1947 thru 1957 and 1970 on; 2 games were played 1959-62

Red Sox in the All-Star Game, Continued

Bob Johnson, outfielder (1)	1944
Darrell Johnson, manager (1)	1976*
Lynn Jones, coach (1)	2005
Oscar Judd, pitcher (1)	1943
George Kell, third base (2)	1952, 53
Bill Lee, pitcher (1)	1973
Jon Lester, pitcher (3)	2010, 11, 14
Dana LeVangie, coach (1)	2014
Jim Lonborg, pitcher (1)	1967
Mark Loretta, second base (1)	2006
Derek Lowe, pitcher (2)	2000, 02
Torey Lovullo, coach (1)	2014
Mike Lowell, third base (1)	2007
Fred Lynn, outfielder (6)	1975, 76, 77, 78, 79, 80
Dave Magadan, coach (1)	2008
Frank Malzone, third base (8)	1957, 58, 59, 59, 60, 60, 63, 64
Felix Mantilla, second base (1)	1965
Pedro Martinez, pitcher (4)	1998, 99 , 2000, 02
Victor Martinez, catcher (1)	2010
John McNamara, manager, coach (2)	1986, 87*
Brad Mills, coach (2)	2005, 08
Bill Monbouquette, pitcher (4)	1960, 60, 62 (1st G), 63
Joe Morgan, coach (1)	1989
Jerry Moses, catcher (1)	1970
Juan Nieves, coach (1)	2014
Jose Offerman, second base (1)	1999
Hideki Okajima, pitcher (1)	2007
David Ortiz, designated hitter, first base (9)	2004, 05, 06, 07, 08, 10, 11, 12, 13
Jonathan Papelbon, pitcher (4)	2006, 07, 08, 09
Mel Parnell, pitcher (2)	1949, 51
Dustin Pedroia, second base (4)	2008, 09, 10, 13
Johnny Pesky, shortstop, coach (2)	1946, 63
Rico Petrocelli, shortstop (2)	1967, 69
Jimmy Piersall, outfielder (2)	1954, 56
Dick Radatz, pitcher (2)	1963, 64
Manny Ramirez, outfielder (8)	2001, 02, 03, 04, 05, 06, 07, 08
Jeff Reardon, pitcher (1)	1991
Jerry Remy, second base (1)	1978
Jim Rice, outfielder, coach (9)	1977, 78, 79, 80, 83, 84, 85, 86, 99
Victor Rodriguez, asst. hit. coach (1)	2014
Pete Runnels, first base, second base (5)	1959, 59, 60, 60, 62 (2nd G)
Jose Santiago, pitcher (1)	1968
Curt Schilling, pitcher (1)	2004
Don Schwall, pitcher (1)	1961 (2nd G)
George Scott, first base (2)	1966, 77
Sonny Siebert, pitcher (1)	1971
Reggie Smith, outfielder (2)	1969, 72
Bob Stanley, pitcher (2)	1979, 83
Vern Stephens, shortstop, third base (4)	1948, 49, 50, 51
Frank Sullivan, pitcher (2)	1955, 56
Dale Sveum, coach	2005
Birdie Tebbetts, catcher (2)	1948, 49
Luis Tiant, pitcher (2)	1974, 76
Gary Tuck, coach (1)	2008
Koji Uehara, pitcher (1)	2014
Ugueth Urbina, pitcher (1)	2002
Jason Varitek, catcher (2)	2003, 05
Mo Vaughn, first base (3)	1995, 96, 98
Mickey Vernon, first base (1)	1956
Hal Wagner, catcher (1)	1946
Tim Wakefield, pitcher (1)	2009
Dave Wallace, coach	2005
Sammy White, catcher (1)	1953
Dick Williams, manager (1)	1968*
Jimmy Williams, coach (1)	1999
Ted Williams, OF (18)	1940, 41, 42, 46, 47, 48, 49, 50, 51, 54, 55, 56, 57, 58, 59, 59, 60, 60
Carl Yastrzemski, OF, first base (18)	1963, 65, 66, 67, 68, 69, 70, 71, 72, 73, 74, 75, 76, 77, 78, 79, 82, 83, 891
Rudy York, first base (1)	1946
Kevin Youkilis, first base, third base (3)	2008, 09, 11
Don Zimmer, coach (1)	1978

Bold Red indicates selected to start game

*Manager, AL Team

†Honorary AL Captain

Teams chosen by vote of fans 1947 thru 1957 and 1970 on; 2 games were played 1959-62

Red Sox in the All-Star Game, Continued

All-Star Game Home Runs by Red Sox

PLAYER	DATE	WHERE	INN.	ON BASE	PITCHER
Ted Williams	7/8/41	DET	9th	2	Claude Passeau
Bobby Doerr	7/13/43	PHI (AL)-a	2nd	2	Mort Cooper
Ted Williams	7/9/46	Fenway	4th	0	Kirby Higbe
Ted Williams	7/9/46	Fenway	8th	2	Rip Sewell
Ted Williams	7/10/56	WAS-b	6th	1	Warren Spahn
Frank Malzone	8/3/59	LAD-c	2nd	0	Don Drysdale
Pete Runnels	7/30/62	CHC	3rd	0	Art Mahaffey
Carl Yastrzemski (PH)	7/15/75	MIL	6th	2	Tom Seaver
Fred Lynn	7/13/76	PHI (NL)	4th	0	Tom Seaver
George Scott	7/19/77	NYN	9th	1	Rich Gossage
Fred Lynn	7/17/79	SEA	1st	1	Steve Carlton
Fred Lynn	7/8/80	LAD-d	5th	1	Bob Welch
Jim Rice	7/6/83	CWS	3rd	0	Atlee Hammaker
Wade Boggs	7/11/89	ANA	1st	0	Rick Reuschel
Manny Ramirez	7/13/04	HOU	1st	1	Roger Clemens
David Ortiz	7/13/04	HOU	6th	1	Carl Pavano
J.D. Drew	7/15/08	NYN	7th	1	Edinson Volquez
Adrian Gonzalez	7/12/11	ARI	4th	0	Cliff Lee

a-Shibe Park b-Griffith Stadium c-LA Coliseum d-Dodger Stadium

Red Sox Pitchers Who Have Started the All-Star Game

PITCHER	YEAR/CITY	DEC.	IP	H	R	ER	BB	SO
Lefty Grove	1936/Boston (NL)	Lost	3.0	3	2	2	2	2
Mel Parnell	1949/Brooklyn	ND	†1.0	3	3	3	1	1
Bill Monbouquette	1960/Kansas City	Lost	2.0	5	4	4	0	2
Dennis Eckersley	1982/Montreal	Lost	3.0	2	3	3	2	1
Roger Clemens*	1986/Houston	Won	3.0	0	0	0	0	2
Pedro Martinez*	1999/Boston	Won	2.0	0	0	0	0	5
Derek Lowe	2002/Milwaukee	ND	2.0	2	1	1	0	0

*Selected MVP †Faced 3 batters in 2nd inning

Most Hits in an All-Star Game

Ted Williams and Carl Yastrzemski are tied with Joe Medwick for most hits in an All-Star Game with 4. Williams had his 4 (2 singles, 2 home runs) on 7/9/1946 at Fenway Park in an American League 12-0 win. Yastrzemski hit 3 singles and a double 7/14/1970 in Cincinnati in a 12-inning, 5-4 National League win. He was named Outstanding Player of the game.

All-Star Games at Fenway Park

On 7/13/1999, the Red Sox hosted the 3rd All-Star Game ever to be played at Fenway Park. The American League defeated the National League, 4-1, as Pedro Martinez, the eventual MVP of the Mid-Summer Classic, started and struck out 5 of the 1st 6 batters he faced for the win.

Fenway Park was the site of the 2nd All-Star Game played in 1961. That game featured solid pitching by both sides and ended in a 1-1 tie that was called after 9 innings and a 30-minute rain delay. The Tigers' Rocky Colavito hit a 1st-inning home run for the AL, which managed only 4 hits in the game. The Nationals' only run scored on an RBI single by the Cardinals' Bill White off Red Sox rookie Don Schwall, who allowed all 5 NL hits in 3.0 innings. The other Red Sox representative at the '61 game at Fenway was manager Mike Higgins, who served as a coach.

The 1st game held at Fenway was on 7/9/1946 after a 1-year hiatus due to World War II-related travel restrictions. The American League defeated the National League, 12-0, in a game highlighted by the hitting heroics of Ted Williams. Williams delivered 2 home runs, 2 singles and a walk in his 5 at-bats scoring 4 runs and driving in 5. The AL had 14 hits, the NL 3. In addition to Williams, 7 other Red Sox were AL All-Stars in '46: Johnny Pesky, Dom DiMaggio, Bobby Doerr, Rudy York, Hal Wagner, Dave Ferriss and Mickey Harris.

1945 All-Star Replacement Game

The 1945 All-Star Game was scheduled for Fenway Park. However, due to the on-going war in Europe and with Japan, the game was cancelled, the only year no game has been played since the series began in 1933.

On 7/9-10/1945, there were 9 exhibitions played with proceeds going to benefit various war relief efforts. On 7/9, games were played at Chicago's Comiskey Park (Cubs vs. White Sox), New York's Polo Grounds (Yankees vs. Giants), in Great Lakes, IL (Athletics vs. Great Lakes Navy Team), in Cleveland (Reds vs. Indians) and Indiantown Gap, PA (Pirates vs. Indiantown Gap Army Team). The biggest crowds were 47,144 in Chicago and 41,267 in New York.

On 7/10, games were played at Washington's Griffith Stadium (Dodgers vs. Senators), St. Louis' Sportsmans Park (Cardinals vs. Browns), Boston's Fenway Park (Braves vs. Red Sox) and Philadelphia's Shibe Park (Phillies vs. Athletics). The highest attendance figures were in Washington (28,791) and St. Louis (24,113).

The only ML team that didn't play was Detroit, who was denied permission to travel to Pittsburgh by the U.S. Government. The Pirates therefore played a U.S. Army team. The A's played a game each day in 2 locations.

The game at Fenway Park drew 22,809 plus 846 servicemen and women and raised \$70,000 for the United War Fund. New Commissioner Senator A.B. "Happy" Chandler, made his 1st official visit to Boston and took part in the 1st-pitch ceremonies with Massachusetts Governor Maurice Tobin.

The Red Sox won the game, 8-1, behind rookie pitching star Dave Ferriss and 3 hits, including a home run, by rightfielder George "Catfish" Metkovich.

1945 All-Star Replacement Game Box Score

Braves	0	0	0	0	0	0	1	0	0	--	1	7	0
Red Sox	0	2	2	0	0	2	1	1	x	--	8	13	0

Braves - Javery (L), Hutchings (4), J. Tobin (5), Hutchinson (7) and Masi
 Red Sox - Ferriss (W), Heflin (4), Hausmann (7) and Garbark, Walters (4)

HR - Metkovich

T - 1:42; Att. - 22,809

Special thanks to Walt Wilson of the Society for American Baseball Research (SABR) and the *Boston Globe* sports department for the information on the 1945 All-Star replacement games.



Ted Williams waved to the crowd at the 1999 All-Star Game.

Red Sox Hall of Fame/Cooperstown

Since its inception in 1995, the Red Sox Hall of Fame has recognized the outstanding careers of former Red Sox players and managers. A 16-member selection committee made up of Red Sox broadcasters and executives, past and present media personnel, and representatives from The Sports Museum of New England and the BoSox Booster Club is responsible for electing candidates. The feats of non-uniformed Red Sox executive personnel/ Red Sox broadcasters are also considered for induction. A memorable moment in Red Sox history is recognized as well for its special significance. To be eligible for nomination, players/managers must have spent at least 3 years with the Red Sox and must have been out of uniform as an active player/manager at least 3 years. Non-uniformed personnel selected and the memorable moment will be chosen only by a unanimous vote of the Selection Committee. The next Red Sox Hall of Fame induction ceremony will take place later this summer.

The Red Sox Hall of Fame's 1995 inaugural class of 16 included 9 inductees who had previously been elected to the National Baseball Hall of Fame. The names of all 17 Red Sox Hall of Fame inductees who had been enshrined in Cooperstown prior to becoming Red Sox Hall of Famers are in boldface below.

Red Sox Hall of Famers

NAME	POSITION	INDUCTED	YEARS WITH BOSTON
Barrett, Marty	2B	2012	1982-90
Boggs, Wade*	3B	2004	1982-92
Bresciani, Dick	Executive	2006	1972-2014
Burks, Ellis	CF	2012	1987-92, 2004
Burleson, Rick	SS	2002	1974-80
Carrigan, Bill	C/Manager	2004	1906, 1908-16, 1927-29
Castiglione, Joe	Broadcaster	2014	1983-
Clemens, Roger	RHP	2014	1984-96
Coleman, Ken	Broadcaster	2000	1966-74, 1979-89
Collins, Eddie*	Executive	2006	1933-51
Collins, Jimmy*	3B/Manager	2004	1901-07
Conigliaro, Tony	RF	1995	1964-67, 1969-70, 1975
Cronin, Joe*	SS/Manager	1995	1935-47
Digby, George	Scout	2008	1944-94
DiMaggio, Dom	CF	1995	1940-42, 1946-53
Dobson, Joe	RHP	2012	1941-43, 1946-50, 1954
Doerr, Bobby*	2B/Coach	1995	1937-51, 1967-69
Eckersley, Dennis*	RHP	2004	1978-84, 1998
Evans, Dwight	RF/Coach	2000	1972-90, 2002
Ferrell, Rick*	C	1995	1933-37
Ferrell, Wes	RHP	2008	1934-37
Ferriss, Boo	RHP/Coach	2002	1945-50, 1955-59
Fisk, Carlton*	C	1997	1969, 1971-80
Fox, Jimmie*	1B	1997	1936-42
Garcia-parra, Nomar	SS	2014	1996-2004
Gardner, Larry	3B	2000	1908-17
Goodman, Billy	INF/OF	2004	1947-57
Gorman, Lou	Executive	2002	1984-2011
Gowdy, Curt*%	Broadcaster	2000	1951-65
Greenwell, Mike	LF	2008	1985-96
Grove, Lefty*	LHP	2002	1934-41
Harper, Tommy	OF/Coach	2010	1972-74, 1980-85, 2000
Harrington, John	Executive	2002	1973-2002
Hooper, Harry*	RF	1997	1909-20
Hughson, Tex	RHP	2002	1941-44, 1946-49
Hurst, Bruce	LHP	2004	1980-88
Kasko, Eddie	SS/Manager/Executive	2010	1966-94
Kenney, Sr., Ed	Executive	2008	1948-91
Kinder, Ellis	RHP	2006	1948-55
Jensen, Jackie	RF	2000	1954-59, 1961
Lee, Bill	LHP	2008	1969-78
Leonard, Dutch	LHP	2012	1913-18
Lewis, Duffy	LF	2002	1910-17
Lonborg, Jim	RHP	2002	1965-71
Lynn, Fred	CF	2002	1974-80
Malzone, Frank	3B	1995	1955-65
Martin, Ned	Broadcaster	2000	1961-92
Martinez, Pedro*	RHP	2014	1998-2004
Monbouquette, Bill	RHP	2000	1958-65
Mondor, Ben	PawSox Owner	2004	1977-2010
Mooney, Joe	Groundskeeper	2012	1970-

*Elected to Cooperstown Hall of Fame. %Curt Gowdy was awarded the Ford C. Frick Award in 1984.

History

Red Sox Hall of Fame/Cooperstown, Continued

Red Sox Hall of Famers (Cont.)

NAME	POSITION	INDUCTED	YEARS WITH BOSTON
Morgan, Joe	Coach/Manager	2006	1988-91
O'Connell, Dick	Executive	1997	1949-77
Parnell, Mel	LHP	1997	1947-56
Pennock, Herb*	LHP/Coach	1995	1915-22, 1934, 1936-39
Pesky, Johnny	SS/3B/Coach	1995	1942, 1946-52, 1975-84
Petrocelli, Rico	SS/3B	1997	1963, 1965-76
Piersall, Jimmy	CF	2010	1950, 1952-58
Radatz, Dick	RHP	1997	1962-66
Remy, Jerry	2B	2006	1978-84
Rice, Jim*	LF/Coach	1995	1974-89, 1995-2000
Ruffing, Red*	RHP	1995	1924-30
Runnels, Pete	1B/2B/Coach	2004	1958-62, 1965-66
Ruth, Babe*	LHP/OF	1995	1914-19
Scott, Everett	SS	2008	1914-21
Scott, George	1B	2006	1966-71, 1977-79
Smith, Reggie	CF/RF	2000	1966-73
Speaker, Tris*	CF	2000	1907-15
Stanley, Bob	RHP	2000	1977-89
Stephens, Vern	SS	2006	1948-52
Sullivan, Frank	RHP	2008	1953-60
Sullivan, Haywood	C/Executive	2004	1966-93
Taylor, John I.	Owner	2012	1904-11
Tiant, Luis	RHP	1997	1971-78
Valentin, John	SS/3B	2010	1992-2001
Vaughn, Mo	1B	2008	1991-98
Williams, Dick*	OF/Manager	2006	1963-64, 1967-69
Williams, Ted*	LF	1995	1939-60
Wood, Smoky Joe	RHP	1995	1908-15
Yastrzemski, Carl*	LF	1995	1961-83
Yawkey, Jean	Owner	1995	1976-92
Yawkey, Tom*	Owner	1995	1933-76
Young, Cy*	RHP	1997	1901-08
Zimmer, Don	Coach/Manager	2010	1974-80, 1992

*Elected to Cooperstown Hall of Fame.

History



Red Sox radio broadcaster Joe Castiglione and former Red Sox players Roger Clemens, Nomar Garciaparra, and Pedro Martinez were inducted into the Red Sox Hall of Fame at Fenway Park on August 14, 2014. The next class of Red Sox Hall of Famers will be inducted in 2016.

Red Sox Hall of Fame/Cooperstown, Continued

Red Sox Hall of Fame Most Memorable Moments

YEAR	MOMENT
2014	Pedro Martinez's 17-strikeout, one-hit game vs. the Yankees in New York on 9/10/99.
2012	Final game of 1967 season (10/1) when Red Sox clinched the pennant, featuring Carl Yastrzemski and Jim Lonborg.
2010	Tom Brunansky's sliding catch vs. CWS to end the season and clinch the AL East on 10/3/1990.
2008	Ted Williams' last HR on his final at-bat, 9/28/1960 at Fenway Park.
2008	Curt Schilling's 10/19/2004 ALCS Game 6 win in Yankee Stadium.
2006	Dave Roberts' 9th-inning stolen base in Game 4 of the 2004 ALCS in Fenway Park.
2004	Bernie Carbo's 2-out, pinch-hit, game-tying, 3-run HR in the 8th inning of Game 6 in the 1975 WS vs. the Cincinnati Reds in Fenway Park.
2002	Earl Wilson's no-hit game vs. the Los Angeles Angels on 6/26/1962 in Fenway Park, the 1st by an African American in AL history.
2000	Dave Henderson's 9th-inning, 2-out, go-ahead HR in Game 5 of the 1986 ALCS in Anaheim.
1997	Carlton Fisk's 12th-inning, winning HR in Game 6, the 1975 WS vs Cincinnati.
1995	Roger Clemens' 1st ML record 20-K game 4/29/1986 vs. Seattle in Fenway Park.

Other Red Sox in Cooperstown

A number of other Hall of Famers wore Red Sox uniforms:

PLAYER	POSITION	RED SOX YEARS	GAMES	INDUCTED
Jesse Burkett	OF	1905	149	1946
Jack Chesbro	P	1909	1	1946
Al Simmons	OF	1943	40	1953
Heinie Manush	OF	1936	82	1964
Waite Hoyt	P	1919-20	35	1969
Lou Boudreau	SS	1951-52	86	1970
George Kell	2B-OF	1952-54	235	1983
Juan Marichal	P	1974	11	1983
Luis Aparicio	SS	1971-73	367	1984
Ferguson Jenkins	P	1976-77	58	1991
Tom Seaver	P	1986	16	1992
Orlando Cepeda	DH	1973	142	1999
Tony Perez	1B	1980-82	304	2000
Rickey Henderson	OF	2002	72	2009
Andre Dawson	OF	1993-94	196	2010

In addition to Jimmy Collins and Joe Cronin, 9 other Cooperstown Hall of Famers have managed the Red Sox:

MANAGER	RED SOX YEARS	GAMES	INDUCTED
Cy Young	1907	6	1937
Hugh Duffy	1921-22	308	1945
Frank Chance	1923	154	1946
Ed Barrow	1918-20	418	1953
Joe McCarthy	1948-50	369	1957
Lou Boudreau	1952-54	463	1970
Bucky Harris	1934	153	1975
Billy Herman	1964-66	310 (includes 2 gms as interim mgr. in 1964)	1975
Dick Williams	1967-69	477	2008

Retired Numbers

The Red Sox first wore numbers on their uniforms in 1931. In 1997 the Red Sox retired No. 42, joining the rest of MLB in honoring the legacy of Jackie Robinson.



4-Joe Cronin, SS-Mgr.

Born: October 12, 1906 in San Francisco, CA

Died: September 7, 1984 in Osterville, MA

Batted/Threw: Right/Right

Number formally retired: May 29, 1984

Red Sox Player: 1935-45

Red Sox Manager: 1935-47

Red Sox GM: 1948-58

Playing Record

	AVG	G	AB	R	H	2B	3B	HR	TB	RBI	BB	SO	SB
Red Sox Totals	.300	1134	3892	645	1168	270	44	119	1883	737	585	408	31
Major League Totals	.301	2124	7579	1233	2285	515	118	170	3546	1424	1059	700	87


Managerial Record

	W	L	PCT
Red Sox Totals	1071	916	.539
Major League Totals	1236	1055	.540

Career Highlights

1st modern-day player to become a league president...Compiled a .301 batting AVG in 20 major league seasons...Participated in 12 All-Star Games for AL: player in 6 (1933-35-37-38-39-41), player/manager in 1 (1934), manager in 2 (1940 and 1947), coach in 2 (1936 and 1944), & Honorary Captain in 1 (1983)...The AL won 9 of the 12 games in which he took part...Spent 24 seasons with Red Sox as player, manager and general manager...Managed the Red Sox for 13 seasons (1935-47), most in team history...Leads all Red Sox managers with 1,071 wins (Mike Higgins is 2nd with 543)...Member of Pirates' 1927 World Series team but did not play...AL MVP in 1930 at the age of 23 with Senators...Led AL in triples in 1932; led AL in doubles in 1933 and 1938...Managed Senators to AL pennant in first season as player/manager in 1933...Sold to Red Sox after 1934 season for \$250,000 (a tremendous amount in the Depression era) (Red Sox also sent SS Lyn Lary to Washington to complete deal)...In 1940, was named to manage AL All-Star team after league officials ruled Yankees manager Joe McCarthy had managed too many consecutive games (4)...Became 1st player to hit pinch homers in both games of a doubleheader, June 17, 1943 (in a stretch when he hit three 3-run pinch homers in 4 at-bats)...Holds AL record with 5 pinch-hit home runs in 1943...Playing career ended with a broken leg at Yankee Stadium, 4/19/1945...Managed Red Sox to AL pennant in 1946...Promoted to Red Sox general manager, 9/29/1947...Elected to National Baseball HOF in 1956...Named AL President, 1/31/1959...Named AL Chairman, 1/11/1974...Formally inducted into the Red Sox Hall of Fame, 11/1/1995.

History



1-Bobby Doerr, 2B

Born: April 7, 1918 in Los Angeles, CA

Batted/Threw: Right/Right

Number formally retired: May 21, 1988

Red Sox Player: 1937-44, '46-'51

Red Sox Coach: 1967-69

Playing Record

	AVG	G	AB	R	H	2B	3B	HR	TB	RBI	BB	SO	SB
Red Sox Totals	.288	1865	7093	1094	2042	381	89	223	3270	1247	809	608	54
Major League Totals	.288	1865	7093	1094	2042	381	89	223	3270	1247	809	608	54

Career Highlights

Ranks among all-time Red Sox leaders in runs, hits, singles, doubles, triples, home runs, RBI, walks, sacrifice hits, extra-base hits, total bases and times on base...Named to All-Star Game 9 times (5 times as starter)...Played 14 seasons with the Red Sox (1937-44, 1946-51), before retiring due to back injury...Had 6 100-RBI seasons, the last in 1950; it would be 25 years before another 2nd baseman would drive in 100 runs (Joe Morgan in 1975)...Led AL with a .528 SLG in 1944...Named The Sporting News AL Player of the Year in 1944...Only Red Sox to hit for cycle twice (5/17/44 vs. St. Louis, 5/13/47 vs. Chicago)...Hit .409 (9-22) in 1946 World Series to lead team...Had a home run and 2 RBI in 1948 one-game AL playoff vs. Cleveland...Tied Dom DiMaggio for AL lead with 11 triples in 1950...Coached for Red Sox (1967-69) and Blue Jays (1977-81)...Elected to National Baseball Hall of Fame in 1986...Nine-time AL All-Star and also served as Honorary Captain for the 1988 All-Star Game...Formally inducted into the Red Sox Hall of Fame, 11/1/1995.



27-Carlton Fisk, C

Born: December 26, 1947 in Bellows Falls, VT
Batted/Threw: Right/Right
Number formally retired: September 4, 2000
Red Sox Player: 1969, 1971-80

Playing Record

	AVG	G	AB	R	H	2B	3B	HR	TB	RBI	BB	SO	SB
Red Sox Totals	.284	1078	3860	627	1097	207	33	162	1856	568	389	588	61
Major League Totals	.269	2499	8756	1276	2356	421	47	376	3999	1330	849	1386	128

Career Highlights

Caught more games (2,226) and hit more HR (351 of career 376) than any catcher in ML history...After 24 seasons, retired as 1 of 3 catchers in ML history with 300 HR, 1,000 runs scored and 1,000 RBI...Was all-time Red Sox leader in games caught, 990, until broken by Jason Varitek in 2006 and second in putouts, 5,111...Overall appeared in 11 All-Star Games, his last in 1991 at the age of 43...A 7-time All-Star (1972-74, 76-78, 80) for Boston, he was voted to start 4 times as a Red Sox...1st unanimous winner of the AL Rookie of the Year Award in 1972...Tied for AL in triples with 9 in 1972...Won the 1972 AL Rawlings Gold Glove Award for defensive excellence...Hit game-winning 12th-inning home run in Game 6 of the 1975 World Series, remembered as 1 of the most dramatic moments in baseball history...Became just the 5th catcher in major league history to score and drive in 100 or more runs in 1977, when he hit .315 with 106 runs scored and 102 RBI...Set the ML record in 1977 with only 4 passed balls in 151 games (broken by Gary Carter, 1 with Montreal in 1978)...Inducted into the Boston Red Sox Hall of Fame on 9/8/1997...Named AL Honorary Captain for the 1999 All-Star Game at Fenway Park...Became the 13th catcher to be inducted into the National Baseball Hall of Fame in Cooperstown, NY on 7/23/2000.



6-Johnny Pesky, SS-3B

Born: February 27, 1919 in Portland, OR
Died: August 13, 2012 in Danvers, MA
Batted/Threw: Left/Right
Number formally retired: September 28, 2008
Red Sox Player: 1942, 1946-52
Red Sox Manager: 1963-64, '80
Red Sox Broadcaster: 1969-74
Red Sox Coach: 1975-84

Playing Record

	AVG	G	AB	R	H	2B	3B	HR	TB	RBI	BB	SO	SB
Red Sox Totals	.313	1029	4085	776	1277	196	46	13	1604	361	581	189	48
Major League Totals	.307	1270	4745	867	1455	226	50	17	1820	404	662	218	53

Managerial Record

	W	L	PCT
Red Sox Totals	147	179	.451
Major League Totals	147	179	.451

Career Highlights

Ranks among Boston's career leaders in OBP, runs and at-bats per strikeout...Ranks 8th with all-time .313 AVG with Red Sox (min. 2000 PA)...Led AL with over 200 hits in 1st 3 Red Sox seasons, 1st ML player to do so...Led ML with 205 hits, club rookie record until Garciparra's 209 in 1997...3, 200-hit seasons were Red Sox record until surpassed by Boggs (7) and Rice (4)...Batted .331 in rookie 1942 season, 2nd behind Ted Williams (.356) in the AL...Set an AL record 6 runs 5/8/1946 vs. Chicago...Coached Triple-A Denver in 1955 and managed in the Detroit system with 5 teams, 1956-60...Spent part of 1959 managing the Cinco Estrellas of the Nicaraguan Winter League...Managed the Seattle Rainiers of the Pacific Coast League in Red Sox system, 1961-62...Managed Boston 1963-64 and the last 5 games of 1980, compiling an overall 147-179. 451 record...Was a coach with the Pirates, 1965-67...Managed Pittsburgh's Triple-A Columbus club in 1968...Was Red Sox radio/TV analyst, 1969-74...Red Sox first base coach, 1975-84...Served as special assistant to Red Sox general manager, 1985-92...Interim manager at Triple-A Pawtucket for part of 1990 season...Served as special assistant for Red Sox player development, 1993-99...Inducted into the inaugural class of the Red Sox Hall of Fame in 1995...Named Red Sox special assignment instructor in 2000...Fenway Park's right-field foul pole officially dedicated Pesky Pole on 9/27/2006. 2012 was Pesky's 61st season with the Red Sox organization.

Retired Numbers, Continued



14-Jim Rice, LF

Born: March 8, 1953 in Anderson, SC
Batted/Threw: Right/Right
Number formally retired: July 28, 2009
Red Sox Player: 1974-89
Red Sox Coach: 1995-00

Playing Record

	AVG	G	AB	R	H	2B	3B	HR	TB	RBI	BB	SO	SB
Red Sox Totals	.298	2089	8225	1249	2452	373	79	382	4129	1451	670	1423	58
Major League Totals	.298	2089	8225	1249	2452	373	79	382	4129	1451	670	1423	58

Career Highlights

Ranks among all-time Red Sox leaders in runs, hits, singles, doubles, triples, home runs, runs batted in, walks, slugging pct., hits by pitch, extra-base hits, total bases and times on base...An 8-time All-Star (1977-80, 80, 83-86), he was voted to start 4 times...Only AL player to reach 400 TB since 1937...Hit 20 or more home runs 11 times and drove in 100 runs 8 times...Had 2 3-HR games...Had 4, 200-hit seasons; only player to have 3 straight 35-homer, 200-hit years (1977-79)...Led AL in total bases 3 straight years (1977-79) to tie Ted Williams and Ty Cobb for AL record...Led AL in total bases in 1977 (382), 1979 (369) and 1983 (344)...Led the ML in home runs (46), RBI (139), triples (15), total bases (406), hits (213) and slugging pct. (.600) in 1978; was the only player to lead either league in HR, 3B and RBI in same season...Named AL MVP and AL Player of the Year by The Sporting News in 1978...Led AL in at-bats (677), games (163) and extra-base hits (86) in 1978...Named to the AL All-Star team by The Sporting News, UPI and AP in 1978...Named winner of the Thomas A. Yawkey Red Sox MVP Award by the Boston Writers in 1978...Tied for AL lead in RBI (126) in 1983...Was Red Sox roving minor league hitting instructor, 1992-94...Inducted into the inaugural class of the Red Sox Hall of Fame in 1995...Was Red Sox hitting coach, 1995-2000...Selected as a coach for the 1999 All-Star Game at Fenway Park...Inducted into the Ted Williams Hitters Hall of Fame in 2001...Elected to National Baseball Hall of Fame in 2009.



9-Ted Williams, LF

Born: August 30, 1918 in San Diego, CA
Died: July 5, 2002 in Inverness, FL
Batted/Threw: Left/Right
Number formally retired: May 29, 1984
Red Sox Player: 1939-42, 1946-60

Playing Record

	AVG	G	AB	R	H	2B	3B	HR	TB	RBI	BB	SO	S
Red Sox Totals	.344	2292	7706	1798	2654	525	71	521	4884	1839	2021	709	24
Major League Totals	.344	2292	7706	1798	2654	525	71	521	4884	1839	2021	709	24

Managerial Record

	W	L	PCT
Major League Totals	273	364	.429

Career Highlights

Was an 18-time AL All-Star...Holds ML rookie records for most walks, 107, and RBI, 145...Hit a Red Sox record 17 grand slams...Tied for AL record with Babe Ruth and Reggie Jackson with 20 or more home runs in 16 seasons...Holds ML career record with .482 career on-base percentage...2nd all-time with a .634 career slugging percentage (Babe Ruth .690)...One of 3 players to have stolen bases in 4 decades, also Tim Lincecum, Sr. and Rickey Henderson...Holds ML record for most successive times reaching base safely, 16, in Sept. 1957 (2 1B, 4 HR, 9 BB, 1 HBP)...Holds ML record for most consecutive years leading in walks, 6...Led AL in total bases in 5 seasons (1939, 42, 46-47, 51)...Led AL in on-base percentage in 12 seasons (1940-42, 46-49, 51, 54, 56-58)...Led AL in walks in 8 seasons (1941-42, 46-49, 51, 54)...Led AL in slugging in 9 seasons (1941-42, 46-49, 51, 54, 57)...Led AL in batting in 6 seasons (1941-42, 47-48, 57-58)...Led AL in home runs in 4 seasons (1941-42, 47, 49)...Sporting News No. 1 Major League Player 5 times (1941-42, 47, 49, 57)...Won AL Triple Crown twice (1942, 47)...Hit for the cycle, 7/21/1946...Is the last ML player ever to hit .400 in a season with a .406 AVG in 1941...Named AL Most Valuable Player in 1946 and 1949...Hit 3 home runs in a game twice in 1957, 5/8 and 6/13 (also 7/14/1946)...Oldest player to win batting title with .388 AVG in 1957 at age 39...Won again in 1958 at age 40...Named Major League Baseball's Player of the Decade for the 1950's...Elected to National Baseball Hall of Fame in 1966...Named to starting outfield on Greatest Living Team, 1969...Voted Greatest Red Sox Player of all time by fans, 1969 and 1982...Managed Wash.-Texas, 1969-72 (Wash. - 219-264; Texas - 54-100)...Named Red Sox Consultant, Organizational Hitting Instructor, 1978...Member of Hall of Fame's Committee on Veterans, 1986-2002...Formally inducted into the Red Sox Hall of Fame, 11/1/1995.



8-Carl Yastrzemski, LF-1B

Born: August 22, 1939 in Southampton LI, NY

Batted/Threw: Left/Right

Number formally retired: August 6, 1989

Red Sox Player: 1961-83

Playing Record

	AVG	G	AB	R	H	2B	3B	HR	TB	RBI	BB	SO	SB
Red Sox Totals	.285	3308	11988	1816	3419	646	59	452	5539	1844	1845	1393	168
Major League Totals	.285	3308	11988	1816	3419	646	59	452	5539	1844	1845	1393	168

Career Highlights

Set AL record with 3,308 games played, 11,988 at-bats and 13,990 plate appearances...1st AL player with 400 homers and 3,000 hits (Cal Ripken, Jr. reached the plateau in 2000)...Shares the ML record w/Brooks Robinson for playing 23 consecutive seasons with a single club...AL record 20 consecutive seasons with 100 or more games played...2nd player to get 100 hits in 22 years (with Ty Cobb), Pete Rose became the 3rd in 1984...Only player to collect 100 hits in his first 20 years...2nd to play in 100 games in 22 Years, AL Record (H. Aaron also 22, Rose ML Record, 23)...Was 18-time AL All-Star...Held AL record with 190 career intentional walks until mark was broken by George Brett (228)...Led AL outfielders in assists a record 7 times...Totaled 195 outfield assists in his career...Earned 7 Gold Glove Awards...Led AL in batting AVG in 1963 (.321), 1967 (.326) and 1968 (.301)...Led AL in slugging percentage in 1965 (.536), 1967 (.622) and 1970 (.592)...Led AL in total bases in 1967 (360) and 70 (335)...AL Most Valuable Player and Triple Crown winner in 1967...Sporting News AL Player of the Year, 1967...Sporting News No. 1 Major League Player, 1967...Selected Outstanding Player of 1970 All-Star Game...Led AL in sacrifice flies in 1972 (9) and 1977 (11)...Tied ML record with 5 homers in 2 consecutive games, 5/19-20/1976...Held Red Sox outfield record with 354 consecutive errorless chances, 7/28/1976-4/7/1978, until Coco Crisp exceeded the mark with 429 total chances, 7/21/2006-8/7/2007...2nd all-time on Red Sox with 167 consecutive errorless games (354 total chances), 7/28/1976-4/7/1978...Tied ML record with a 1.000 outfield fielding percentage in 1977...Received the Joe Cronin AL Award for Significant Achievement in 1979...Was AL Honorary Captain for the 1989 All-Star Game...Elected to National Baseball Hall of Fame in 1989...With Johnny Bench became the 18th and 19th players elected to Hall of Fame on 1st ballot...Received 95 percent of Hall of Fame vote, at the time the 7th-highest total in history...1st Little League alumnus to be elected to Hall of Fame...Formally inducted into the Red Sox Hall of Fame, 11/1/1995.



History

Annual Standings and Attendance

YEAR	POS	W - L	PCT.	GA/GB	MANAGER	ATTENDANCE
1901	2	79 - 57	.581	4	James J. Collins	289,448
1902	3	77 - 60	.562	6 1/2	James J. Collins	348,567
1903	1F	91 - 47	.659	14 1/2	James J. Collins	379,338
1904	1	95 - 59	.617	1 1/2	James J. Collins	*623,295
1905	4	78 - 74	.513	16	James J. Collins	466,828
1906	8	49 - 105	.318	45 1/2	Collins, Charles S. Stahl	410,209
1907	7	59 - 90	.396	32 1/2	G. Huff, B. Unglaub, C. Young, J. McGuire	436,777
1908	5	75 - 79	.487	15 1/2	McGuire, Fred Lake	473,048
1909	3	88 - 63	.583	9 1/2	Fred Lake	668,965
1910	4	81 - 72	.529	22 1/2	Patrick J. Donovan	584,619
1911	5	78 - 75	.510	24	Patrick J. Donovan	503,961
1912	1F	105 - 47	.691	14	J. Garland (Jake) Stahl	597,096
1913	4	79 - 71	.527	15 1/2	Stahl, William F. Carrigan	437,194
1914	2	91 - 62	.595	8 1/2	William F. Carrigan	*481,359
1915	1F	101 - 50	.669	2 1/2	William F. Carrigan	*539,885
1916	1F	91 - 63	.591	2	William F. Carrigan	496,397
1917	2	90 - 62	.592	9	John J. Barry	387,856
1918	1F	75 - 51	.595	2 1/2	Edward G. Barrow	249,513
1919	6	66 - 71	.482	20 1/2	Edward G. Barrow	417,291
1920	5	72 - 81	.471	25 1/2	Edward G. Barrow	402,445
1921	5	75 - 79	.487	23 1/2	Hugh Duffy	279,273
1922	8	61 - 93	.396	33	Hugh Duffy	259,184
1923	8	61 - 91	.401	37	Frank L. Chance	229,688
1924	7	67 - 87	.435	25	Lee A. Fohl	448,556
1925	8	47 - 105	.309	49 1/2	Lee A. Fohl	267,782
1926	8	46 - 107	.301	44 1/2	Lee A. Fohl	285,155
1927	8	51 - 103	.331	59	William F. Carrigan	305,275
1928	8	57 - 96	.373	43 1/2	William F. Carrigan	396,920
1929	8	58 - 96	.377	48	William F. Carrigan	394,620
1930	8	52 - 102	.338	50	Charles H. Wagner	444,045
1931	6	62 - 90	.408	45	John F. (Shano) Collins	350,975
1932	8	43 - 111	.279	64	Collins, Martin J. McManus	182,150
1933	7	63 - 86	.423	34 1/2	Martin J. McManus	268,715
1934	4	76 - 76	.500	24	Stanley R. (Bucky) Harris	610,640
1935	4	78 - 75	.510	16	Joseph E. Cronin	558,568
1936	6	74 - 80	.481	28 1/2	Joseph E. Cronin	626,895
1937	5	80 - 72	.526	21	Joseph E. Cronin	559,659
1938	2	88 - 61	.591	9 1/2	Joseph E. Cronin	646,459
1939	2	89 - 62	.589	17	Joseph E. Cronin	573,070
1940	4	82 - 72	.532	8	Joseph E. Cronin	716,234
1941	2	84 - 70	.545	17	Joseph E. Cronin	718,497
1942	2	93 - 59	.612	9	Joseph E. Cronin	730,340
1943	7	68 - 84	.447	29	Joseph E. Cronin	358,275
1944	4	77 - 77	.500	12	Joseph E. Cronin	506,975
1945	7	71 - 83	.461	17 1/2	Joseph E. Cronin	603,794
1946	1	104 - 50	.675	12	Joseph E. Cronin	1,416,944
1947	3	83 - 71	.539	14	Joseph E. Cronin	1,427,315
1948	2	96 - 59	.619	1	Joseph V. McCarthy	1,558,798
1949	2	96 - 58	.623	1	Joseph V. McCarthy	1,596,650
1950	3	94 - 60	.610	4	McCarthy, Stephen F. O'Neill	1,344,080
1951	3	87 - 67	.565	11	Stephen F. O'Neill	1,312,282
1952	6	76 - 78	.494	19	Louis Boudreau	1,115,750
1953	4	84 - 69	.549	16	Louis Boudreau	1,026,133
1954	4	69 - 85	.448	42	Louis Boudreau	931,127
1955	4	84 - 70	.545	12	Michael F. Higgins	1,203,200
1956	4	84 - 70	.545	13	Michael F. Higgins	1,137,158
1957	3	82 - 72	.532	16	Michael F. Higgins	1,181,087
1958	3	79 - 75	.513	13	Michael F. Higgins	1,077,047
1959	5	75 - 79	.487	19	Higgins, R. York, William F. Jurges	984,102
1960	7	65 - 89	.422	32	Jurges, Higgins, Del Baker	1,129,866
1961	6	76 - 86	.469	33	Michael F. Higgins	850,589
1962	8	76 - 84	.475	19	Michael F. Higgins	733,080
1963	7	76 - 85	.472	28	John M. Pesky	942,642
1964	8	72 - 90	.444	27	Pesky, William J. Herman	883,276
1965	9	62 - 100	.383	40	William J. Herman	652,201

Annual Standings and Attendance, Continued

YEAR	POS	W - L	PCT.	GA/GB	MANAGER	ATTENDANCE
1966	9	72 - 90	.444	26	Herman, James E. (Pete) Runnels	811,172
1967	1	92 - 70	.568	1	Richard H. Williams	*1,727,832
1968	4	86 - 76	.531	17	Richard H. Williams	1,940,788
1969	3E	87 - 75	.537	22	Williams, Edward J. Popowski	*1,833,246
1970	3E	87 - 75	.537	21	Edward M. Kasko	*1,595,278
1971	3E	85 - 77	.525	18	Edward M. Kasko	*1,678,732
1972	2E	85 - 70	.548	1/2	Edward M. Kasko	1,441,718
1973	2E	89 - 73	.549	8	Edward M. Kasko	1,481,002
1974	3E	84 - 78	.519	7	Darrell D. Johnson	*1,566,411
1975	1E§	95 - 65	.594	4 1/2	Darrell D. Johnson	*1,748,587
1976	3E	83 - 79	.512	15 1/2	Johnson, Donald W. Zimmer	1,895,846
1977	2TE	97 - 64	.602	2 1/2	Donald W. Zimmer	2,074,549
1978	2E	99 - 64	.607	1	Donald W. Zimmer	2,320,643
1979	3E	91 - 69	.569	11 1/2	Donald W. Zimmer	2,353,114
1980	4E	83 - 77	.519	19	Zimmer, John M. Pesky	1,956,092
1981	5E†	59 - 49	.546	2 1/2†	Ralph G. Houk	1,060,379
	2TE	29 - 23	.558	1 1/2	2nd half	
	5E	30 - 26	.536	4	1st half	
1982	3E	89 - 73	.549	6	Ralph G. Houk	1,950,124
1983	6E	78 - 84	.481	20	Ralph G. Houk	1,782,285
1984	4E	86 - 76	.531	18	Ralph G. Houk	1,661,618
1985	5E	81 - 81	.500	18 1/2	John F. McNamara	1,786,633
1986	1E§	95 - 66	.590	5 1/2	John F. McNamara	2,147,641
1987	5E	78 - 84	.481	20	John F. McNamara	2,231,551
1988	1E	89 - 73	.549	1	McNamara, Jos. M. Morgan	2,464,851
1989	3E	83 - 79	.512	6	Joseph M. Morgan	2,510,012
1990	1E	88 - 74	.543	2	Joseph M. Morgan	2,528,986
1991	2TE	84 - 78	.519	7	Joseph M. Morgan	2,562,435
1992	7E	73 - 89	.451	23	Clell L. Hobson	2,468,574
1993	5E	80 - 82	.494	15	Clell L. Hobson	2,422,021
1994	4E	54 - 61	.470	17	Clell L. Hobson	1,775,818
1995	1E	86 - 58	.597	7	Kevin C. Kennedy	2,164,410
1996	3E	85 - 77	.525	7	Kevin C. Kennedy	2,315,231
1997	4E	78 - 84	.481	20	James F. Williams	2,226,136
1998	2E	92 - 70	.568	22	James F. Williams	2,343,947
1999	2E†	94 - 68	.580	4	James F. Williams	2,446,162
2000	2E	85 - 77	.525	2 1/2	James F. Williams	2,586,024
2001	2E	82 - 79	.509	13 1/2	Williams, Joseph T. Kerrigan	2,625,333
2002	2E	93 - 69	.574	10 1/2	William G. Little	2,650,063
2003	2E†	95 - 67	.586	6	William G. Little	2,724,162
2004	2E†	98 - 64	.605	3	Terry J. Francona	2,837,304
2005	1TE	95 - 67	.586	15	Terry J. Francona	2,847,888
2006	3E	86 - 76	.531	11	Terry J. Francona	2,930,588
2007	1E†	96 - 66	.593	2	Terry J. Francona	2,971,025
2008	2E†	95 - 67	.586	2	Terry J. Francona	3,048,248
2009	2E	95 - 67	.586	8	Terry J. Francona	3,062,699
2010	3E	89 - 73	.549	7	Terry J. Francona	3,046,444
2011	3E	90 - 72	.556	7	Terry J. Francona	3,054,001
2012	5E	69 - 93	.426	26	Robert J. Valentine	3,043,003
2013	1E†	97 - 65	.599	5 1/2	John E. Farrell	2,833,333
2014	5E	71 - 91	.438	25	John E. Farrell	2,956,089
TOTALS		9,146 - 8,554	.517			

Bold-Played in Postseason *led league †Ewon WS §Won ALCS †Ewon Div. Series †Overall record

Best Record

Year	W	L	Pct.
1912	105	47	.691
1946	104	50	.675
1915	101	50	.669
1903	91	47	.659
1949	96	58	.623
1948	96	59	.619
1904	95	59	.617
1942	93	59	.612
1950	94	60	.610
1978	99	64	.607

Best Home Record

Year	W	L	Pct.
1946	61	16	.792
1949	61	16	.792
1912	57	20	.740
1915	55	20	.733
1978	59	23	.720
1950	55	22	.714
1903	49	20	.710
1901	49	20	.710
1948	55	23	.705
1918	49	21	.700

Best Road Record

Year	W	L	Pct.
1912	48	27	.640
2002	51	30	.630
1904	46	29	.613
1995	44	28	.611
1939	47	30	.610
1903	42	27	.609
1917	45	29	.608
1975	48	31	.608
1915	46	30	.605
1914	47	31	.603

Club Records

Cumulative Standings

Since Divisional Play (1969-14)

	W	L	PCT.
New York (AL)	4,098	3,211	.561
Boston	3,953	3,365	.540
Los Angeles (NL)	3,913	3,409	.534
St. Louis	3,834	3,481	.524
Oakland	3,825	3,496	.522

Since 3-Divisional Play (1995-14)

	W	L	PCT.
New York (AL)	1,900	1,318	.590
Atlanta	1,837	1,383	.570
Boston	1,771	1,450	.550
St. Louis	1,745	1,474	.542
Los Angeles (AL)	1,718	1,504	.533

Since Free Agency (1976-14)

	W	L	PCT.
New York (AL)	3,512	2,673	.568
Boston	3,341	2,852	.539
Los Angeles (NL)	3,282	2,915	.530
St. Louis	3,257	2,931	.526
Atlanta	3,244	2,941	.524

Since New Ownership (2002-14)

	W	L	PCT.
New York (AL)	1,239	866	.589
St. Louis	1,176	929	.559
Los Angeles (AL)	1,174	932	.557
Boston	1,169	937	.555
Atlanta	1,158	946	.550

Suspended Games and Doubleheaders

Suspended Games Since 1970

DATE	OPP.	SUSP.	TIME	SCORE	REASON	RESUMED	RESULT	INN.
4/16/2010	vs. TB	8 1/2	11:24 p.m.	1-1	Rain	4/17	L 1-3	12
5/3/1996	vs. TOR	6	1:06 a.m.	6-1	Curfew	5/4	W 8-7	9
7/27/1994	at NYY	8 1/2	11:22 p.m.	3-3	Rain	7/28	L 3-4	11
4/28/1989	at TEX	10	1:21 a.m.	6-6	Curfew	4/29	L 6-7	12
9/3/1981	vs. SEA	19	1:16 a.m.	7-7	Curfew	9/4	L 7-8	20
5/4/1981	at KC	10	1:12 a.m.	5-5	Curfew	5/5	W 8-7	12
8/2/1978	at NYY	14	1:16 a.m.	5-5	Curfew	8/3	W 7-5	17

Doubleheaders at Home

LAST, single admission	9/21/1998 vs. TB
LAST, originally scheduled single admission	8/30/1978 vs. TOR
LAST, day/night	7/5/2014 vs. BAL
LAST SWEPT	6/18/2012 vs. TB
LAST TIME SWEPT	5/1/2014 vs. TB

Doubleheaders on Road

LAST, single admission	5/1/2004 at TEX
LAST, originally scheduled single admission	7/27/1984 at DET
LAST, day/night	9/25/2011 at NYY
LAST SWEPT	8/24/2007 at CWS
LAST TIME SWEPT	5/1/2004 at TEX

Largest Win-Loss Margins

Wins

DATE	OPP.	SCORE	RUNS
6/8/1950	vs. STL	29-4	+25
9/27/1940	vs. WAS	24-4	+20
6/18/1953	vs. DET	23-3	+20
6/24/1949	vs. STL	21-2	+19
4/30/1950 (G1)	vs. PHA	19-0	+19
8/21/1986	at CLE	24-5	+19
7/11/1954 (G1)	at PHA	18-0	+18
7/23/2002 (G1)	vs. TB	22-4	+18
4/24/1906	at WAS	19-2	+17
6/27/2003	vs. FLA	25-8	+17

Losses

DATE	OPP.	SCORE	RUNS
7/7/1923 (G1)	at CLE	3-27	-24
6/19/2000	vs. NYY	1-22	-21
9/28/1923	vs. NYY	4-24	-20
5/18/1955	vs. CLE	0-19	-19
5/20/1994	at MIN	2-21	-19
5/1/1929	vs. PHA	6-24	-18
6/20/1980	vs. CAL	2-20	-18
4/16/1990	vs. MIL	0-18	-18
8/31/2012	at OAK	2-20	-18
7/19/1924 (G1)	vs. DET	1-18	-17
4/12/1980	at MIL	1-18	-17

Winningest Months

20-Win Months

REC.	MONTH	YEAR	REC.	MONTH	YEAR	REC.	MONTH	YEAR
25-9	July	1948	21-7	Aug.	2004	20-8	May	2007
24-6	Aug.	1950	21-7	May	1986	20-8	May	2002
23-7	Aug.	1995	21-8	July	1955	20-8	May	1999
23-7	May	1978	21-8	June	1912	20-8	June	1979
23-8	Aug.	1949	21-9	July	1988	20-9	June	1990
23-9	Aug.	1942	21-9	Sept.	1914	20-9	Sept.	1972
23-10	July	1939	21-9	July	1912	20-9	June	1955
23-10	July	1910	21-11	Aug.	1946	20-9	July	1918
22-8	Sept.	1977	21-13	June	1961	20-10	July	1946
22-9	Aug.	1996	20-5	June	1901	20-10	July	1916
22-10	July	1915	20-6	July	2011	20-12	July	1972
22-11	July	1975	20-7	July	1993	20-15	Aug.	1967
21-6	May	1946	20-7	Aug.	1980			
21-6	Aug.	1915	20-7	Sept.	1915			
			20-7	Aug.	1912			

Best Monthly Records

MOST WINS

March	1-1	2008
April	18-8	1998, 2003, 2013
May	23-7	1978
June	21-8	1912
	21-13	1961
July	25-9	1948
August	24-6	1950
Sept.	22-8	1977
Oct.	8-2	1904

BEST WINNING PERCENTAGE

March	1-1	.500	2008
April	11-2	.846	1918
May	21-6	.778	1946
June	20-5	.800	1901
July	20-6	.769	2011
August	24-6	.800	1950
Sept.	19-5	.792	1949
Oct.	7-0	1.000	1905

NOTE: There have been 12 other years in which the Red Sox were undefeated in October with fewer than 7 wins.

Milestone Victories in Red Sox History

VICTORY	DATE	OPPONENT	SCORE	WINNING PITCHER
1	4/30/1901	at Philadelphia	8-6 (10)	Cy Young
100	6/5/1902	at Cleveland	3-2	Cy Young
500	7/21/1907	at Chicago	3-0 (G1)	George Winter
1,000	7/29/1913	vs. Chicago	2-0 (G1)	Rube Foster
2,000	7/19/1927	at Cleveland	6-5 (G2)	Slim Harriss
3,000	9/1/1941	vs. Washington	10-2 (G2)	Joe Dobson
4,000	7/5/1953	at Philadelphia	10-2	Mel Parnell
5,000	8/27/1966	at Baltimore	3-2	Jim Lonborg
6,000	5/6/1978	vs. Chicago	6-4	Bob Stanley
7,000	4/14/1990	vs. Milwaukee	4-3	Roger Clemens
8,000	5/8/2002	at Oakland	12-6	John Burkett
9,000	5/10/2013	vs. Toronto	5-0	Jon Lester

Red Sox Earliest/Latest Win Dates

WINS	EARLIEST	LATEST	WINS	EARLIEST	LATEST
20	5/2/2013	7/16/1927 and 1932	85	8/24/1946	10/4/1972
30	5/20/2002	8/18/1932	90	8/30/1946	10/3/1904
40	6/6/2002	9/13/1925	95	9/4/1946	10/10/1904
50	6/25/1978	9/24/1927	100	9/21/1946	10/6/1915
55	7/6/1978	9/21/1929 and 1931*			
60	7/16/1978	9/29/1923			
65	7/21/1946	9/29/2013			
70	7/30/1946	9/27/1905, 1920 and 1992			
75	8/8/1946	10/7/1908			
80	8/16/1946	10/1/1937, 1985; 10/5/2001**			

*The 55th win of 1981 came on 9/23 of a season interrupted by a strike.

**The 2001 season was halted for 6 days due to the tragic events of 9/11.

Winning and Losing Streaks

Longest Red Sox Single-Season Winning Streaks

STREAK	FROM	THROUGH	STREAK	FROM	THROUGH
15 games	4/25/1946	5/10/1946	10 games	7/14/1967	7/23/1967
13 games	7/18/1948	7/27/1948		5/21/1951	5/30/1951
12 games	6/16/2006	6/29/2006		5/20/1917	5/31/1917*
	8/3/1995	8/14/1995		8/28/1912	9/6/1912
	7/15/1988	7/25/1988	9 games	6/3/2011	6/12/2011
	5/29/1946	6/11/1946*		4/30/2002	5/9/2002
	7/4/1939	7/16/1939		8/22/1989	8/29/1989
	7/28/1937	8/8/1937*		8/24/1980	9/2/1980
11 games	4/15/2009	4/27/2009		6/9/1978	6/17/1978
	8/30/1986	9/10/1986		8/31/1948	9/9/1948
	7/28/1977	8/10/1977		6/4/1944	6/15/1944
	8/15/1950	8/25/1950		8/20/1942	8/26/1942
	9/13/1949	9/27/1949		6/7/1942	6/16/1942
	8/4/1909	8/18/1909		9/1/1919	9/11/1919
	5/28/1903	6/8/1903		6/15/1912	6/24/1912
10 games	8/24/2004	9/3/2004		7/12/1910	7/19/1910
	7/16/1993	7/25/1993		6/14/1901	6/22/1901
	8/24/1990	9/2/1990			
	7/7/1975	7/19/1975			

* plus 1 tie game within the streak

Longest Red Sox Single-Season Losing Streaks

STREAK	FROM	THROUGH	STREAK	FROM	THROUGH
20 games	5/1/1906	5/24/1906	9 games	8/25/2001	9/4/2001
17 games	8/20/1926	9/7/1926		6/24/1977	7/3/1977
16 games	9/12/1907	10/2/1907**		8/2/1963	8/11/1963
15 games	6/21/1927	7/4/1927		9/23/1951	9/30/1951
14 games	5/17/1930	5/31/1930		8/18/1933	8/23/1933
11 games	6/8/1994	6/19/1994		6/18/1925	6/27/1925
	7/31/1932	8/10/1932		7/12/1924	7/21/1924
	7/25/1930	8/3/1930		7/27/1922	8/4/1922
10 games	5/15/2014	5/25/2014			
	4/29/1976	5/11/1976			
	5/14/1960	5/24/1960			
	9/17/1944	9/26/1944			
	8/12/1927	8/24/1927			

** plus 2 tie games within the streak

Red Sox Consecutive Games Played Streaks

GAMES	PLAYER	FROM	THROUGH
832	Everett Scott*	6/20/1916	10/2/1921
535	Buck Freeman	7/27/1901	6/6/1905
475	Frank Malzone	5/21/1957	6/7/1960
448	Candy LaChance	4/19/1902	4/28/1905
413	Freddy Parent	4/26/1901	9/25/1903
408	Freddy Parent	5/23/1904	9/4/1906
380	Dwight Evans	10/4/1980	8/6/1983
360	Vern Stephens	4/19/1948	8/28/1950
352	Bobby Doerr	7/19/1942	8/22/1944
350	Carl Yastrzemski	7/27/1968	8/21/1970

*Overall Scott played in 1,307 consecutive games, including 4/12/22-5/5/25 with the Yankees.

Red Sox Consecutive Innings Streaks

INNINGS	PLAYER	FROM	THROUGH
3,873	Candy LaChance	5/23/1902 (1st inn.)	4/28/1905 (9th inn.)
2,935	Buck Freeman	7/29/1901 (1st inn.)	9/9/1903-G1 (3rd inn.)
2,726	Frank Malzone	6/12/1958 (1st inn.)	6/7/1960 (9th inn.)

NOTE: Thanks to Trent McCotter of SABR for this research.

Attendance Records

10 Largest Crowds Since 1967

Due to ballpark expansion since 2002, the seating capacity of Fenway Park has increased. Since 1967, the top 10 paid regular season attendances are:

ATTENDANCE	DATE	OPPONENT	RESULT
38,540	9/18/2013	Baltimore	L3-5 (12)
38,525	8/16/2011 (G1)	Tampa Bay	W3-1
38,477	8/4/2011	Cleveland	L3-7
38,422	6/21/2011	San Diego	L4-5
38,416	8/7/2012	Texas	L3-6
38,413	7/19/2012	Chicago (AL)	W3-1
38,347	5/21/2009	Toronto	W5-1
38,334	7/16/2012	Chicago (AL)	W5-1
38,329	7/27/2011	Kansas City	W12-5
38,304	8/17/2010	Los Angeles (AL)	W6-0

All-Time Record Crowds

47,627	9/22/1935 (DH) vs. NYY
46,995	8/19/1934 (DH) vs. DET
46,766	8/12/1934 (DH) vs. NYY

Post-War Single-Game Record (REG. SEASON)

38,540	9/18/2013 vs. BAL
--------	-------------------

Postseason Single-Game Record

39,067	10/5/2008 vs. LAA (ALDS G3 - night)
--------	-------------------------------------

Night Game Record

38,477	8/4/2011 vs. CLE
--------	------------------

Opening Day Record

37,440	4/4/2010 vs. NYY (night)
--------	--------------------------

All-Time Single-Season Attendance Highs

RANK	ATTENDANCE	YEAR
1.	3,062,699	2009
2.	3,054,001	2011
3.	3,048,248	2008
4.	3,046,444	2010
5.	3,043,003	2012
6.	2,971,025	2007
7.	2,956,089	2014
8.	2,930,588	2006
9.	2,847,888	2005
10.	2,837,304	2004

Top 5 AL Attendance Ranks Since 2002

2014	2013	2012	2011	2010	2009	2008
NYY 3,401,624	NYY 3,279,589	NYY 3,542,406	NYY 3,653,680	NYY 3,765,807	NYY 3,674,495	NYY 4,287,132
LAA 3,095,935	TEX 3,178,273	TEX 3,460,280	MIN 3,168,107	LAA 3,250,756	LAA 3,240,374	LAA 3,336,747
DET 2,956,089	DET 3,083,397	LAA 3,061,770	LAA 3,166,321	MIN 3,223,640	BOS 3,062,699	DET 3,202,645
DET 2,917,209	LAA 3,019,505	BOS 3,043,003	BOS 3,054,001	BOS 3,046,444	DET 2,567,193	BOS 3,048,248
TEX 2,718,733	BOS 2,833,333	DET 3,028,033	TEX 2,946,949	TEX 2,505,171	MIN 2,416,237	CWS 2,500,648
2007	2006	2005	2004	2003	2002	
NYY 4,271,083	NYY 4,243,780	NYY 4,090,692	NYY 3,775,292	NYY 3,465,585	SEA 3,540,658	
LAA 3,365,632	LAA 3,406,790	LAA 3,404,686	ANA 3,375,677	SEA 3,268,864	NYY 3,465,807	
DET 3,047,139	CWS 2,957,411	BOS 2,847,888	SEA 2,940,731	ANA 3,061,090	BAL 2,682,917	
BOS 2,971,025	BOS 2,930,588	SEA 2,725,549	BOS 2,837,304	BOS 2,724,162	BOS 2,650,063	
CWS 2,684,395	DET 2,595,937	BAL 2,624,740	BAL 2,747,573	BAL 2,454,523	CLE 2,616,940	

Red Sox Road Attendance

The Red Sox drew 2,581,250 on the road in 81 dates in 2014, the 2nd-highest total in the AL behind the Yankees (2,876,501). They averaged 31,867 per road game. It was the 48th straight year they topped one million on the road. The years they have drawn 2 million or more away from Fenway Park:

YEAR	ATTENDANCE	YEAR	ATTENDANCE	YEAR	ATTENDANCE
1978.....	2,183,113	1997.....	2,139,097	2007.....	3,130,043
1979.....	2,132,807	1998.....	2,427,873	2008.....	3,107,743
1986.....	2,266,765	1999.....	2,395,593	2009.....	2,743,392
1988.....	2,200,047	2000.....	2,524,776	2010.....	2,615,214
1989.....	2,394,851	2001.....	2,700,811	2011.....	2,591,963
1990.....	2,398,449	2002.....	2,474,060	2012.....	2,514,090
1991.....	2,331,280	2003.....	2,443,539	2013.....	2,676,645
1992.....	2,359,528	2004.....	2,880,236	2014.....	2,956,089
1993.....	2,542,249	2005.....	3,054,438		
1996.....	2,113,889	2006.....	2,924,019		

Attendance Records, Continued

Crowds Of 60,000 On The Road

There are 22 known regular-season and 3 postseason games that the Red Sox have played before a paid attendance of 60,000.

Single-Game Highs

ATTENDANCE	DATE	OPP.
75,997	8/26/1951	at CLE
74,747	5/16/1947	at NYY (n)
73,982	8/28/1949	at CLE
69,755	8/26/1948	at NYY
69,551	10/1/1949	at NYY
68,055	10/2/1949	at NYY
67,916	8/9/1958	at NYY
66,956	9/26/1949	at NYY
66,924	9/24/1950	at NYY
66,875	9/7/1949	at NYY
65,813	4/11/1992	at CLE

Doubleheader Highs

ATTENDANCE	DATE	OPP.
81,841	5/30/1938	at NYY
73,728	5/3/1950	at NY
73,599	7/17/1949	at CLE
71,513	7/30/1950	at CLE
63,876	7/4/1949	at NYY

Postseason

ATTENDANCE	DATE	OPP.
64,223	10/12/1986	at CAL (ALCS)
64,223	10/11/1986	at CAL (ALCS)
64,206	10/10/1986	at CAL (ALCS)

Most Recent (Since 1986)

ATTENDANCE	DATE	OPP.
61,068	9/1/2003	at PHI
60,960	6/22/2003	at PHI
65,813	4/11/1992	at CLE



The Red Sox sold out 794 consecutive regular season games from 5/15/03-4/8/13, the longest regular season sellout streak in major league sports history.

Club Season Records

General

MOST PLAYERS	56 in 2012
MOST PLAYERS, making first appearance for Boston	41 in 1995
FEWEST PLAYERS	18+ in 1904
MOST PITCHERS	28 in 2006
MOST GAMES	163 in 1985; 1978; 1961
MOST GAMES, ahead during a season	16.5, 9/4-6/1946; 9/14-15/1912
MOST EXTRA-INNING GAMES	31+ in 1943 (15-14-2)
MOST ONE-RUN GAMES	59 in 1961 (32-27) and 1943 (29-30)
FEWEST ONE-RUN GAMES	28 in 1901 (14-14)
MOST GAMES WON, by one run	35 in 1953 (lost 16)
FEWEST GAMES WON, by one run	13 in 2002 (lost 23) and 1989 (lost 25)
MOST GAMES LOST, by one run	36 in 1930 (won 17)
FEWEST GAMES LOST, by one run	10 in 1986 (won 24)
MOST GAMES WON	105 in 1912
MOST CONSECUTIVE GAMES WON, start of season	6 in 1918
MOST CONSECUTIVE GAMES WON, season	15 in 1946
MOST CONSECUTIVE GAMES WON, home	24* in 1988
MOST CONSECUTIVE GAMES WON, road	15 in 1939
MOST CONSECUTIVE GAMES WON, following All-Star Break	12 in 1988
MOST CONSECUTIVE GAMES WON, end of season	8 in 1905
MOST GAMES LOST	111 in 1932
MOST CONSECUTIVE GAMES LOST, start of season	8 in 1945
MOST CONSECUTIVE GAMES LOST, season	20 in 1906
MOST CONSECUTIVE GAMES LOST, home	19 in 1906
MOST CONSECUTIVE GAMES LOST, road	18 in 1932
MOST CONSECUTIVE GAMES LOST, following All-Star Break	4 in 1998
MOST CONSECUTIVE GAMES LOST, end of season	9 in 1951
MOST CONSECUTIVE YEARS, postseason appearances	3, 2007-09; 2003-05
HIGHEST WINNING PERCENTAGE691 in 1912 (105-47)
LOWEST WINNING PERCENTAGE279 in 1932 (43-111)
MOST SHUTOUTS WON, season	26 in 1918
MOST SHUTOUTS LOST, season	28 in 1906
MOST 1-0 GAMES WON	8 in 1918 (lost 11)
MOST 1-0 GAMES LOST	7 in 1914 (won 21); 1909 (won 23)
TIMES FINISHED, first	16
TIMES FINISHED, second	23
TIMES FINISHED, last	13

+ML record (since 1900) ++tied for ML record *AL record **tied for AL record

Longest Games by Innings

INN.	DATE	OPPONENT	SCORE	SOX PITCHER OF RECORD
24	9/1/1906	vs. PHA	1-4	Joe Harris
20	9/3-4/1981	vs. SEA	7-8	Bob Stanley
20	7/27/1969	at SEA	5-3	Jim Lonborg
20	8/29/1967 (G2)	at NYY	3-4	Darrell Brandon
20	7/4/1905	vs. PHA	2-4	Cy Young
19	8/9/2014	at LAA	4-5	Brandon Workman
19	7/9/2006	at CWS	5-6	Rudy Seanez
19	8/1/2000	at SEA	4-5	Jeff Fassero
19	4/11/1992	at CLE	7-5	Mike Gardiner
19	7/13/1951	at CWS	4-5	Harry Taylor
18	8/25/2001	at TEX	7-8	Derek Lowe
18	6/5/2001	vs. DET	4-3	Tim Wakefield
18	8/25/1968	at BAL	2-3	Jerry Stephenson
18	4/16/1967	at NYY	6-7	Lee Stange
18	9/5/1927 (G1)	vs. NYY	12-11	Hal Wittse

Club
Records

Individual Batting Records

Single Season

MOST AT-BATS	684, Nomar Garciaparra, 1997
MOST BASES ON BALLS, right-handed	119, Jimmie Foxx, 1938
MOST BASES ON BALLS, left-handed	162, Ted Williams, 1947, 1949
MOST BASES ON BALLS, switch-hitter	96, Jose Offerman, 1999
MOST BASES ON BALLS, intentional	33**, Ted Williams, 1957
HIGHEST BATTING AVERAGE, right-handed	.372, Nomar Garciaparra, 2000
HIGHEST BATTING AVERAGE, left-handed	.406, Ted Williams, 1941
HIGHEST BATTING AVERAGE, switch-hitter	.326, Bill Mueller, 2003
MOST DOUBLES	67+, Earl Webb, 1931
MOST EXTRA-BASE HITS	92, Jimmie Foxx, 1938
MOST GAMES	163, Jim Rice, 1978
MOST GAMES HIT SAFELY	135++, Wade Boggs, 1985
MOST GROUNDED INTO DOUBLE PLAYS	36+, Jim Rice, 1984
MOST HIT BY PITCHER	35*, Don Baylor, 1986
MOST HITS, right-handed	213, Dustin Pedroia , 2008; Jim Rice, 1978
MOST HITS, left-handed	240, Wade Boggs, 1985
MOST HITS, switch-hitter	176, Reggie Smith, 1970
MOST HITS, consecutive	12++, Mike Higgins (plus 2 BB), 1938
MOST HITS, month	53, Dom DiMaggio, August 1950; Johnny Pesky, August 1946
LONGEST HITTING STREAK	34, Dom DiMaggio, 1949
LONGEST HITTING STREAK, to start season	20, Eddie Bressoud, 1964
MOST MULTI-HIT GAMES	72, Wade Boggs, 1985
MOST MULTI-HIT GAMES, consecutive	9, Kevin Youkilis, 2007; Jim Rice, 1978; Roy Johnson, 1934
MOST HOME RUNS, right-hander	50, Jimmie Foxx, 1938
MOST HOME RUNS, left-hander	54, David Ortiz , 2006
MOST HOME RUNS, switch-hitter	34, Carl Everett, 2000
MOST HOME RUNS, home	35, Jimmie Foxx, 1938
MOST HOME RUNS, road	32**, David Ortiz , 2006
MOST HOME RUNS, month	14, David Ortiz , July 2006; Jackie Jensen, June 1958
HIGHEST ON-BASE PERCENTAGE	.553*, Ted Williams, 1941
LONGEST ON-BASE STREAK, consecutive PA	16+, Ted Williams, 9/17-23/57 (2 singles, 4 HR, 9 BB, 1 HBP)
LONGEST ON-BASE STREAK, consecutive games	84+, Ted Williams, 1949
MOST PLATE APPEARANCES	758, Wade Boggs, 1985
MOST RUNS	150, Ted Williams, 1949
MOST RUNS BATTED IN, right-hander	175, Jimmie Foxx, 1938
MOST RUNS BATTED IN, left-hander	159, Ted Williams, 1949
MOST RUNS BATTED IN, switch-hitter	108, Carl Everett, 2000
MOST RUNS BATTED IN, leadoff hitter	98, Nomar Garciaparra, 1997
MOST RUNS BATTED IN, consecutive games	12, Ted Williams (18 RBI), 1942; Joe Cronin (19 RBI), 1939
MOST RUNS BATTED IN, pinch-hitter	25++, Joe Cronin, 1943
MOST RUNS BATTED IN, back-to-back games	14, Rudy York, July 26-27, 1946
MOST SACRIFICE FLIES	12, Jackie Jensen, 1955, 1959; Jim Piersall, 1956
MOST SACRIFICE HITS	54, Jack Barry, 1917
MOST SINGLES	187, Wade Boggs, 1985
HIGHEST SLUGGING PERCENTAGE	.735, Ted Williams, 1941
MOST STOLEN BASES	70, Jacoby Ellsbury, 2009
MOST STOLEN BASES, consecutive	20, Julio Lugo, 2007
MOST CAUGHT STEALING	31, Duffy Lewis, 1914
MOST STRIKEOUTS, right-hander	187, Mike Napoli , 2013
MOST STRIKEOUTS, left-hander	154, Mo Vaughn, 1996, 1997
MOST STRIKEOUTS, switch-hitter	177*, Mark Bellhorn, 2004
FEWEST STRIKEOUTS (minimum 400 at-bats)	9, Stuffy McInnis, 1921
MOST TOTAL BASES	406, Jim Rice, 1978
MOST TRIPLES	22, Tris Speaker, 1913

Single Season Rookie

MOST AT-BATS	684, Nomar Garciaparra, 1997
MOST BASES ON BALLS	107+, Ted Williams, 1939
MOST BASES ON BALLS, intentional	13, George Scott, 1966
HIGHEST BATTING AVERAGE	.342, Patsy Dougherty, 1902
MOST DOUBLES	47*, Fred Lynn, 1975

+ML record (since 1900) ++tied for ML record *AL record **tied for AL record

Individual Batting Records, Continued

MOST EXTRA-BASE HITS.....	86, Ted Williams, 1939
MOST GAMES.....	162, George Scott, 1966
MOST HITS.....	209, Nomar Garciaparra, 1997
LONGEST HITTING STREAK.....	30 games*, Nomar Garciaparra, 1997
MOST HOME RUNS.....	34, Walt Dropo, 1950
HIGHEST ON-BASE PERCENTAGE.....	.436, Ted Williams, 1939
MOST RUNS.....	131, Ted Williams, 1939
MOST RUNS BATTED IN.....	145+, Ted Williams, 1939
MOST SINGLES.....	165, Johnny Pesky, 1942
HIGHEST SLUGGING PERCENTAGE.....	.609, Ted Williams, 1939
MOST STOLEN BASES.....	50, Jacoby Ellsbury, 2008
MOST STRIKEOUTS.....	152, George Scott, 1966
FEWEST STRIKEOUTS (minimum 400 at-bats).....	20, Tony Lupien, 1942
MOST TOTAL BASES.....	365, Nomar Garciaparra, 1997
MOST TRIPLES.....	17, Russ Scarritt, 1929

Single Game

MOST TIMES FACED PITCHER, 9 innings.....	8+, Clyde Vollmer, 6/8/1950 vs. STL
MOST TIMES FACED PITCHER, no at-bats.....	6++, Jimmie Foxx, 6/16/1938 (6 BB) at STL
MOST RUNS.....	6++, Spike Owen, 8/21/1986 at CLE; Johnny Pesky, 5/8/1946 vs. CWS
MOST HITS, 9 innings.....	6**, Jimmy Piersall, 6/10/1953-G1 (5 1B, 2B) at STL
MOST HITS, extra innings.....	6, Nomar Garciaparra, 6/21/2003 (6 1B), 13 inn. at PHI; Jerry Remy, 9/3/1981 (6 1B), 20 inn. vs. SEA; Pete Runnels, 8/30/1960-G1 (5 1B, 2B), 15 inn. vs. DET
MOST HITS IN A DOUBLEHEADER (not a day-night DH).....	9, Pete Runnels, 8/30/1960 (25 inn.) vs. DET
MOST CONSECUTIVE HITS, to start career.....	6+, Ted Cox, 9/18-19/1977
MOST HITS IN ML DEBUT, 9 innings.....	4++, Ted Cox, 9/4+, Ted Cox, 9/27 at BAL
MOST HITS BY PITCHER.....	5++, Babe Ruth, 5/9/1918 at WAS (1B, 3 2B, 3B)
MOST SINGLES, 9 innings.....	5, 10 times, last Johnny Damon, 7/6/2004 vs. OAK
MOST SINGLES, extra innings.....	6, Nomar Garciaparra, 6/21/2003, 13 inn. at PHI; Jerry Remy, 9/3-4/1981, 20 inn. vs. SEA
MOST DOUBLES.....	4++, Brock Holt, 6/1/2014 vs. TB; Victor Martinez, 6/1/2010 vs. OAK; Rick Miller, 5/11/1981 at TOR; Orlando Cepeda, 8/8/1973 at KC; Al Zarilla, 6/8/1950 vs. STL; Billy Werber, 7/17/1935-G1 vs. CLE
MOST CONSECUTIVE DOUBLES.....	4++, Victor Martinez, 6/1/2010 vs. OAK; Billy Werber, 7/17/1935, G1, vs. CLE
MOST TRIPLES.....	3++, Patsy Dougherty, 9/5/1903 vs. PHA
MOST TOTAL BASES.....	16, Fred Lynn, 6/18/1975 at DET
MOST RBI.....	10, Nomar Garciaparra, 5/10/1999 vs. SEA; Fred Lynn, 6/18/1975 at DET; Norm Zauchin, 5/27/1955 vs. WAS; Rudy York, 7/27/1946 at STL
MOST RBI, all of club's runs.....	9+, Mike Greenwell, 9/2/1996 at SEA (10 inn.)
MOST WALKS.....	6++, Jimmie Foxx, 6/16/1938 at STL
MOST INTENTIONAL WALKS, 9 innings.....	3**, Adrian Gonzalez, 9/28/2011 at BAL; David Ortiz, 7/6/2010 at TB; Wade Boggs, 4/10/1990 vs. DET; Carl Yastrzemski, 4/17/1968 vs. CWS
MOST INTENTIONAL WALKS, extra innings.....	4**, Manny Ramirez, 6/5/2001 vs. DET (18 inn.)
MOST STRIKEOUTS, 9 innings.....	5++, Phil Plantier, 10/1/1991 vs. DET; Ray Jarvis, 4/20/1969 vs. CLE
MOST STRIKEOUTS, extra innings.....	6++, Cecil Cooper, 6/14/1974 at CAL
MOST SACRIFICE HITS.....	4++, Jack Barry, 8/21/1916 vs. CLE
MOST STOLEN BASES.....	5, Jacoby Ellsbury, 5/30/2013 at PHI
MOST RUNNERS LOB.....	12, David Ortiz, 5/14/2009 at LAA (12 inn.); Trot Nixon, 6/12/2003 vs. STL (13 inn.)

Single Inning

MOST TIMES FACED PITCHER.....	3++, Johnny Damon, 6/27/2003 (1st) vs. FLA; Sammy White, Gene Stephens, Tom Umphlett, Johnny Lipon and George Kell, 6/18/1953 (7th) vs. DET; Ted Williams, 7/4/1948 (7th) vs. PHA
MOST RUNS.....	3++, Sammy White, 6/18/1953 (7th) vs. DET
MOST HITS.....	3++, Johnny Damon, 6/27/2003 (1st) vs. FLA; Gene Stephens, 6/18/1953 (7th) vs. DET
MOST DOUBLES.....	2++, 8 times, last Mike Napoli, 4/16/2013 (2nd) at CLE
MOST HOME RUNS.....	2++, David Ortiz, 8/12/2008 (1st) vs. TEX; Nomar Garciaparra, 7/23/2002 (3rd) vs. TB (G1) Ellis Burks, 8/27/1990 (4th) at CLE; Bill Regan, 6/16/1928 (4th) vs. CWS;
MOST PINCH HITS.....	2++, Nick Punto, 6/13/2012 (8th) at MIA; Eric Hinske, 7/21/2007 (7th) vs. CWS; Dave Henderson, 5/17/1987 (8th) at MIN; Russ Nixon, 5/4/1962 (5th) vs. CWS
MOST WALKS.....	2++, David Ortiz, 6/18/2010 (5th) vs. LAD; Bobby Doerr and Ted Williams, 7/4/1948 (7th) vs. PHA;
MOST RBI.....	6, David Ortiz, 8/12/2008 (1st) vs. TEX; Carlos Quintana, 7/30/1991 (3rd) vs. TEX; Tom McBride, 8/4/1945 (4th) at WAS (G2)

+ML record (since 1900) ++tied for ML record *AL record **tied for AL record

Club Batting Records

Single Season

MOST CONSECUTIVE DAYS IN FIRST PLACE.....	166, 2007
MOST AT-BATS.....	5,781+ in 1997 (162 games)
MOST RUNS.....	1,027 in 1950 (154 games)
FEWEST RUNS.....	463 in 1906 (155 games)
MOST 20-RUN GAMES.....	3+,, 1950
MOST RUNS, TWO CONSECUTIVE GAMES.....	49+, vs. STL, 6/7-8/1950
MOST RUNS, THREE CONSECUTIVE GAMES.....	56+, vs. STL, 6/7-9/1950
MOST RUNS, FOUR CONSECUTIVE GAMES.....	65+, 6/5-8/1950
MOST CONSECUTIVE GAMES, 10 OR MORE RUNS.....	4, 8/24-26/2007; 6/2-5/1950; 6/20-22/1912; 6/14-17/1901
MOST HITS.....	1,684 in 1997 (162 games); 1,665 in 1950 (154 games)
FEWEST HITS.....	990 in 1918 (126 games); 1,179 in 1905 (153 games)
MOST SINGLES.....	1,156 in 1950 (154 games)
MOST DOUBLES.....	373 in 2004 (162 games) and 1997 (162 games)
MOST PLAYERS WITH 30 DOUBLES.....	8+,, 2003
MOST TRIPLES.....	113* in 1903 (141 games)
MOST HOME RUNS.....	238 in 2003 (162 games)
MOST EXTRA-BASE HITS.....	649+ in 2003 (162 games)
MOST TOTAL BASES.....	2,832+ in 2003 (162 games)
MOST SACRIFICE FLIES.....	64 in 2003 (162 games)
MOST PLAYERS WITH 80 RBI.....	8+ in 2003
MOST STOLEN BASES.....	215 in 1909 (152 games)
BEST STOLEN BASE PERCENTAGE.....	86.6* in 2013 (123 SB/19 CS)
LEAST CAUGHT STEALING.....	12 in 2005 (57 atts.)
MOST BASES ON BALLS.....	835+ in 1949 (155 games)
MOST STRIKEOUTS.....	1,337 in 2014 (162 games)
FEWEST STRIKEOUTS.....	282*, 1901 (138 games)
MOST HIT BY PITCHER.....	77 in 1909 (152 games)
FEWEST HIT BY PITCHER.....	10 in 1940 (154 games)
MOST RBI.....	974 in 1950 (154 games)
HIGHEST BATTING AVERAGE.....	.302 in 1950 (154 games)
LOWEST BATTING AVERAGE.....	.234 in 1905 (153 games)
HIGHEST SLUGGING PERCENTAGE.....	.491+ in 2003 (162 games)
LOWEST SLUGGING PERCENTAGE.....	.292 in 1907 (155 games)
MOST GROUNDED INTO DOUBLE PLAY.....	174+ in 1990 (162 games)
FEWEST GROUNDED INTO DOUBLE PLAY.....	87 in 1994 (115 games); 94 in 1942 (152 games)
MOST LEFT ON BASE.....	1,308 in 1989 (162 games); 1,305 in 1948 (155 games)
FEWEST LEFT ON BASE.....	1,015 in 1929 (155 games)
MOST .300 HITTERS (AL qualifiers).....	6 in 1938
MOST PLAYERS WITH 100 HITS.....	9 in 2007, 2003, 1999, 1991, 1984
MOST TIMES SHUT OUT.....	28 in 1906
FEWEST TIMES SHUT OUT.....	1 in 1995

Single Game

LONGEST 9-INNING GAME, by time.....	4:45+, 8/18/2006 (G2) vs. NYY
LONGEST GAME, by time.....	6:35 (18 inn.), 8/25/2001 at TEX
MOST TIMES FACED PITCHER, 9 innings.....	64, 6/8/1950 vs. STL
MOST RUNS.....	BOS 29, STL 4, 6/8/1950
MOST RUNS, both clubs.....	36*, BOS (19) vs. TEX (17), 8/12/2008; BOS (22) at PHA (14), 6/29/1950
MOST RUNS, shutout.....	BOS 19, PHA 0, 4/30/1950
LARGEST DEFICIT OVERCOME TO WIN.....	11, 8/28/1950 vs. CLE, down 12-1, won 15-14
MOST SPECTACULAR RALLY TO WIN.....	down 12-5, one on and one out in 9th, 6/18/1961 (G1) vs. WAS, won 13-12
MOST RUNS, first inning.....	14**, 6/27/2003 vs. FLA, won 25-8
MOST RUNS, before first out in first inning.....	10+, 6/27/2003 vs. FLA,
MOST HITS.....	28, 6/27/2003 vs. FLA; 6/8/1950 vs. STL
MOST HITS, both clubs.....	45**, PHA 27, BOS 18, 7/8/1902
MOST CONSECUTIVE HITS.....	10**, 6/27/2003 vs. FLA (1st); 6/2/1901 vs. MIL (9th)
MOST PLAYERS WITH 4 OR MORE HITS.....	4**, 9/20/2005 at TB; 6/8/1950 vs. STL
MOST SINGLES.....	24, 6/18/1953 vs. DET
MOST SINGLES, both clubs.....	36+,, CWS 21, BOS 15, 8/15/1922
MOST DOUBLES.....	12**, 7/29/1990 at DET
MOST RUNNERS LOB, 9 innings.....	19, 5/2/1971 vs. MIN-G2, won 9-8

+ML record (since 1900) ++tied for ML record *AL record **tied for AL record

Club Batting Records, Continued

MOST RUNNERS LOB, extra innings.....	22, 8/22/1951 at STL (13 inn.), won 3-1
MOST RUNNERS LOB, 9 inning shutout	14, 5/16/1988 vs. OAK (L, 3-0); 5/2/1988 vs. KC (L, 2-0)
MOST STOLEN BASES	8, 9/29/1940-G2 vs. PHA (8 inn.); 7/4/1913 vs. PHA
MOST TOTAL BASES	60+, 6/8/1950 vs. STL
MOST EXTRA-BASE HITS	17+, 6/8/1950 vs. STL
MOST PINCH HITS	4**, 9/8/1995 at NYY; 6/23/1954 at BAL
MOST RBI.....	29, 6/8/1950 vs. STL
MOST STRIKEOUTS, 9 innings	19, 8/12/1974 at CAL
MOST WALKS, 9 innings.....	15, 5/7/1992 at CWS, (L, 6-7); 6/16/1961 vs. WAS, (W, 14-9); 7/7/1949 at WAS (W, 8-4); 5/18/1946 at STL (W, 18-8); 4/29/1924 at WAS (W, 15-6)
MOST WALKS, extra innings.....	18, 9/17/1920 at DET (12 inn.), lost 14-13
MOST BATTERS WALKED, none scored.....	13, 5/18/1986 vs. TEX
MOST GROUNDED INTO DOUBLE PLAYS, 9 innings	6**, 7/18/1990 vs. MIN; 4/13/1984 vs. DET; 5/1/1966, vs. CAL-G1
MOST HIT INTO TRIPLE PLAYS	2+, 7/17/1990 vs. MIN
MOST PLAYERS USED IN 9-INNING GAME, both clubs.....	46+;, 10/2/2005 vs. NYY (NYY 24, BOS 22)

Single Inning

MOST PLATE APPEARANCES.....	23+, 6/18/1953 vs. DET (7th)
MOST RUNS	17*, 6/18/1953 vs. DET (7th)
MOST RUNS, none out.....	12+;, 5/7/2009 vs. CLE (6th)
MOST RUNS, with 2 out.....	11, 8/21/1986 at CLE (6th)
MOST RUNS, with 2 out, none on	9, 6/2/1901 vs. MIL (9th)
MOST HITS	14*, 6/18/1953 vs. DET (7th)
MOST SINGLES.....	11*, 6/18/1953 vs. DET (7th)
MOST CONSECUTIVE HITS	10**, 6/27/2003 vs. FLA (1st, BB); 6/2/1901 vs. MIL (9th)
MOST BATTERS REACHING BASE.....	20+, 6/18/1953 vs. DET (7th)
MOST BATTERS REACHING BASE, consecutive	12, 6/23/1952 vs. DET (4th)
MOST DOUBLES	5, 6/1/2003 at TOR (3rd); 9/6/1997 vs. MIL (3rd); 6/21/1994 at TOR (1st)
MOST TRIPLES.....	4, 5/6/1934 vs. DET (4th)
MOST TRIPLES, consecutive.....	4+, 5/6/1934 vs. DET (4th)
MOST TOTAL BASES	25, 9/24/1940 at PHA (G1) (6th)
MOST EXTRA-BASE HITS	7, 9/24/1940 at PHA (G1) (6th)
MOST PINCH HITS.....	4+;, 9/8/1995 at NYY (8th)

+ML record (since 1900) ++tied for ML record *AL record **tied for AL record



Carl Yastrzemski holds all-time Red Sox records in games, runs, hits, doubles, RBI, extra-base hits, and total bases.

Single-Season Batting Leaders

Games

1. Rice.....	*163, 1978
2. Buckner (L).....	162, 1985
Evans.....	†162, 1984
Evans.....	†162, 1982
Yastrzemski (L).....	162, 1969
Scott.....	162, 1966
7. Vaughn (L).....	161, 1996
Boggs (L).....	161, 1985
Yastrzemski (L).....	161, 1970
Yastrzemski (L).....	161, 1967

Hits

1. Boggs (L).....	*240, 1985
2. Speaker (L).....	222, 1912
3. Boggs (L).....	214, 1988
4. Gonzalez (L).....	†213, 2011
Pedroia	†213, 2008
Rice.....	†213, 1978
7. Ellsbury (L).....	212, 2011
8. Boggs (L).....	210, 1983
9. Garciaparra.....	*209, 1997
10. Pesky (L).....	*208, 1946

Home Runs

1. Ortiz (L).....	*54, 2006
2. Foxx.....	50, 1938
3. Ortiz (L).....	47, 2005
4. Rice.....	*46, 1978
5. M. Ramirez.....	45, 2005
6. Vaughn (L).....	44, 1996
Yastrzemski (L).....	†44, 1967
8. M. Ramirez.....	*43, 2004
Armas.....	*43, 1984
T. Williams (L).....	*43, 1949

Batting Avg

1. T. Williams (L).....	*.406, 1941
2. T. Williams (L).....	*.388, 1957
3. Speaker (L).....	.383, 1912
4. Garciaparra.....	*.372, 2000
5. Alexander.....	*.372, 1932
6. T. Williams (L).....	*.369, 1948
7. Boggs (L).....	*.368, 1985
8. Boggs (L).....	*.366, 1988
9. Speaker (L).....	.365, 1913
10. Boggs (L).....	*.363, 1987

Stolen Bases

1. Ellsbury (L).....	*70, 2009
2. T. Harper.....	*54, 1973
3. Ellsbury (L).....	*52, 2013
Speaker (L).....	.52, 1912
5. Ellsbury (L).....	*50, 2008
6. Speaker (L).....	.46, 1913
7. O. Nixon (S).....	42, 1994
Speaker (L).....	42, 1914
9. Werber.....	*40, 1934
Hooper (L).....	40, 1910

Pinch Hits

1. Cronin.....	*18, 1943
2. R. Miller (L).....	.16, 1983
D. Williams.....	*16, 1963
4. R. Miller (L).....	.14, 1984
L. Green (L).....	.14, 1966
6. D. Jones (L).....	*13, 1967
D. Jones (L).....	.13, 1966
Finney (L).....	.13, 1939
B. Miller.....	*13, 1935
10. 2 tied.....	.12

At-Bats

1. Garciaparra.....	*684, 1997
2. Rice.....	*677, 1978
3. Buckner (L).....	673, 1985
4. Burleson.....	*663, 1977
5. Cramer (L).....	*661, 1940
6. Ellsbury (L).....	660, 2011
7. Garciaparra.....	658, 2003
Cramer (L).....	*658, 1938
9. Rice.....	657, 1984
10. 2 tied.....	653

Doubles

1. Webb (L).....	*67, 1931
2. Garciaparra.....	156, 2002
3. Pedroia	*54, 2008
4. Speaker (L).....	*53, 1912
5. Ortiz (L).....	52, 2007
6. Garciaparra.....	51, 2000
Boggs (L).....	*51, 1989
Cronin.....	*51, 1938
9. Beltre.....	*49, 2010
10. Pedroia	48, 2009

Runs Batted In

1. Foxx.....	*175, 1938
2. V. Stephens.....	†159, 1949
T. Williams (L).....	†159, 1949
4. Ortiz (L).....	*148, 2005
5. T. Williams (L).....	*145, 1939
6. Ramirez.....	144, 2005
Dropo.....	†144, 1950
V. Stephens.....	†144, 1950
9. Vaughn (L).....	143, 1996
Foxx.....	143, 1936

On-Base Pct.

1. T. Williams (L).....	*.553, 1941
2. T. Williams (L).....	*.526, 1957
3. T. Williams (L).....	*.513, 1954
4. T. Williams (L).....	*.499, 1942
5. T. Williams (L).....	*.499, 1947
6. T. Williams (L).....	*.497, 1946
7. T. Williams (L).....	*.497, 1948
8. T. Williams (L).....	*.490, 1949
9. T. Williams (L).....	*.479, 1956
10. Boggs (L).....	*.476, 1988

Extra-Base Hits

1. Foxx.....	*92, 1938
2. Ortiz (L).....	*91, 2004
3. Ortiz (L).....	*88, 2007
Ortiz (L).....	*88, 2005
5. Ramirez.....	87, 2004
6. Rice.....	*86, 1978
T. Williams (L).....	*86, 1939
8. Ortiz (L).....	.85, 2006
Garciaparra.....	.85, 2002
Garciaparra.....	.85, 1997
T. Williams (L).....	*85, 1949

Multi-Hit Games

1. Boggs (L).....	*72, 1985
2. Rice.....	*69, 1978
3. Garciaparra.....	*68, 1997
Boggs (L).....	*68, 1983
5. Gonzalez (L).....	*66, 2011
T. Williams (L).....	.66, 1940
7. Garciaparra.....	.65, 2000
Pesky (L).....	.65, 1942
9. 3 tied.....	.64

Runs

1. T. Williams (L).....	*150, 1949
2. T. Williams (L).....	*142, 1946
3. T. Williams (L).....	*141, 1942
4. Foxx.....	139, 1938
5. Speaker (L).....	136, 1912
6. T. Williams (L).....	*135, 1941
7. T. Williams (L).....	*134, 1940
8. DiMaggio.....	*131, 1950
T. Williams (L).....	.131, 1939
10. 2 tied.....	.130

Triples

1. Speaker (L).....	.22, 1913
2. Freeman (L).....	.20, 1903
3. L. Gardner (L).....	.19, 1914
Freeman (L).....	†19, 1904
C. Stahl (L).....	†19, 1904
Freeman (L).....	.19, 1902
7. Speaker (L).....	.18, 1914
L. Gardner (L).....	.18, 1912
9. 4 tied.....	.17

Walks

1. T. Williams (L).....	*162, 1949
T. Williams (L).....	*162, 1947
3. T. Williams (L).....	*156, 1946
4. T. Williams (L).....	*147, 1941
5. T. Williams (L).....	*145, 1942
6. T. Williams (L).....	*144, 1951
7. T. Williams (L).....	*136, 1954
8. Yastrzemski (L).....	128, 1970
9. T. Williams (L).....	*126, 1948
10. Boggs (L).....	*125, 1988

Slugging Pct.

1. T. Williams (L).....	*.735, 1941
2. T. Williams (L).....	*.731, 1957
3. Foxx.....	*.704, 1938
4. Foxx.....	*.694, 1939
5. T. Williams (L).....	*.667, 1946
6. Ruth (L).....	*.657, 1919
7. T. Williams (L).....	*.650, 1949
8. T. Williams (L).....	*.648, 1942
9. Ramirez.....	.647, 2002
10. Lynn (L).....	*.637, 1979

Total Bases

1. Rice.....	*406, 1978
2. Foxx.....	*398, 1938
3. Rice.....	*382, 1977
4. Vaughn (L).....	370, 1996
5. Rice.....	*369, 1979
Foxx.....	369, 1936
7. T. Williams (L).....	*368, 1949
8. Garciaparra.....	365, 1997
9. Ellsbury (L).....	*364, 2011
10. Ortiz (L).....	363, 2005

Intentional Walks

1. T. Williams (L).....	*33, 1957
2. Ramirez.....	*28, 2003
3. Ortiz (L).....	*27, 2013
4. Ramirez.....	*25, 2001
Boggs (L).....	*25, 1991
6. Ortiz (L).....	.23, 2006
Vaughn (L).....	.23, 1993
8. Ortiz (L).....	.22, 2014
9. 3 tied.....	.20

* led league † tied for league lead **376 AB for Red Sox but led AL at .367 overall (L) left-handed hitter (S) switch-hitter

Career Batting Leaders

Games

1. Yastrzemski (L).....	3,308
2. Evans.....	2,505
3. T. Williams (L).....	2,292
4. Rice.....	2,089
5. Doerr.....	1,865
6. Ortiz (L).....	1,656
7. Hooper (L).....	1,646
8. Boggs (L).....	1,625
9. Petrocelli.....	1,553
10. Varitek (S).....	1,546
11. DiMaggio.....	1,399
12. Malzone.....	1,359
13. Greenwell (L).....	1,269
14. G. Scott.....	1,192
15. Du. Lewis.....	1,184
16. Goodman (L).....	1,177
17. Pedroia	1,151
18. Cronin.....	1,134
19. Gardner (L).....	1,123
20. R. Miller (L).....	1,101

Hits

1. Yastrzemski (L).....	3,419
2. T. Williams (L).....	2,654
3. Rice.....	2,452
4. Evans.....	2,373
5. Boggs (L).....	2,098
6. Doerr.....	2,042
7. Ortiz (L).....	1,766
8. Hooper (L).....	1,707
9. DiMaggio.....	1,680
10. Malzone.....	1,454
11. Greenwell (L).....	1,400
12. Pedroia	1,371
13. Petrocelli.....	1,352
14. Goodman (L).....	1,344
15. Speaker (L).....	1,328
16. Varitek (S).....	1,307
17. Garciaparra.....	1,281
18. Pesky (L).....	1,277
19. Du. Lewis.....	1,248
20. Ramirez.....	1,232

Home Runs

1. T. Williams (L).....	521
2. Yastrzemski (L).....	452
3. Ortiz (L).....	408
4. Rice.....	382
5. Evans.....	379
6. Ramirez.....	274
7. Vaughn (L).....	230
8. Doerr.....	223
9. Foxx.....	222
10. Petrocelli.....	210
11. Varitek (S).....	193
12. Garciaparra.....	178
13. Jensen.....	170
14. T. Conigliaro.....	162
Fisk.....	162
16. G. Scott.....	154
17. R. Smith (S).....	149
18. T. Nixon (L).....	133
Youkilis.....	133
20. Malzone.....	131

At-Bats

1. Yastrzemski (L).....	11,988
2. Evans.....	8,725
3. Rice.....	8,226
4. T. Williams (L).....	7,706
5. Doerr.....	7,093
6. Hooper (L).....	6,270
7. Boggs (L).....	6,213
8. Ortiz (L).....	6,098
9. DiMaggio.....	5,640
10. Petrocelli.....	5,390
11. Malzone.....	5,273
12. Varitek (S).....	5,099
13. Greenwell (L).....	4,623
14. Pedroia	4,580
15. Goodman (L).....	4,399
16. Du. Lewis.....	4,325
17. G. Scott.....	4,234
18. Pesky (L).....	4,085
19. Burleson.....	4,064
20. Garciaparra.....	3,968

Doubles

1. Yastrzemski (L).....	646
2. T. Williams (L).....	525
3. Evans.....	474
4. Ortiz (L).....	439
5. Boggs (L).....	422
6. Doerr.....	381
7. Rice.....	373
8. Pedroia	320
9. DiMaggio.....	308
10. Varitek (S).....	306
11. Garciaparra.....	279
12. Greenwell (L).....	275
13. Cronin.....	270
14. Valentin.....	266
15. Ramirez.....	256
16. Du. Lewis.....	254
17. Goodman (L).....	248
18. Hooper (L).....	246
19. Speaker (L).....	241
20. Youkilis.....	239

Runs Batted In

1. Yastrzemski (L).....	1,844
2. T. Williams (L).....	1,839
3. Rice.....	1,451
4. Evans.....	1,346
5. Ortiz (L).....	1,295
6. Doerr.....	1,247
7. Ramirez.....	868
8. Foxx.....	788
9. Petrocelli.....	773
10. Varitek (S).....	757
11. Vaughn (L).....	752
12. Cronin.....	737
13. Jensen.....	733
14. Greenwell (L).....	726
15. Malzone.....	716
16. Garciaparra.....	690
17. Boggs (L).....	687
18. Du. Lewis.....	629
19. DiMaggio.....	618
20. Fisk.....	568

Runs

1. Yastrzemski (L).....	1,816
2. T. Williams (L).....	1,798
3. Evans.....	1,435
4. Rice.....	1,249
5. Doerr.....	1,094
6. Boggs (L).....	1,067
7. Ortiz (L).....	1,052
8. DiMaggio.....	1,046
9. Hooper (L).....	988
10. Pesky (L).....	776
11. Ramirez.....	743
12. Pedroia	723
13. Foxx.....	721
14. Garciaparra.....	709
15. Speaker (L).....	703
16. Goodman (L).....	688
17. Varitek (S).....	664
18. Greenwell (L).....	657
19. Petrocelli.....	653
20. Cronin.....	645

Triples

1. Hooper (L).....	130
2. Speaker (L).....	106
3. Freeman (L).....	90
4. Doerr.....	89
5. Gardner (L).....	87
6. Rice.....	79
7. Ferris.....	77
8. Evans.....	72
9. T. Williams (L).....	71
10. J. Collins.....	65
11. Parent.....	63
12. Du. Lewis.....	62
C. Stahl (L).....	62
14. Yastrzemski (L).....	59
15. DiMaggio.....	57
16. Todd (L).....	56
17. Garciaparra.....	50
J. Stahl.....	50
19. Boggs (L).....	47
He. Wagner.....	47

Walks

1. T. Williams (L).....	2,021
2. Yastrzemski (L).....	1,845
3. Evans.....	1,337
4. Boggs (L).....	1,004
5. Ortiz (L).....	976
6. Hooper (L).....	826
7. Doerr.....	809
8. DiMaggio.....	750
9. Rice.....	670
10. Petrocelli.....	661
11. Ramirez.....	636
12. Foxx.....	624
13. Varitek (S).....	614
14. Cronin.....	585
Jensen.....	585
16. Pesky (L).....	581
17. Goodman (L).....	561
18. Vaughn (L).....	519
19. Youkilis.....	494
20. Pedroia	473

Career Batting Leaders, Continued

Batting Avg. (1,500 AB)

1. T. Williams (L).....	344
2. Boggs (L).....	338
3. Speaker (L).....	337
4. Garciaparra.....	323
5. Runnels (L).....	320
6. Foxx.....	320
7. R. Johnson (L).....	313
8. Pesky (L).....	313
9. Ramirez.....	312
10. Lynn (L).....	308
11. Goodman (L).....	306
12. Vaughn (L).....	304
13. Greenwell (L).....	303
14. Cramer (L).....	302
15. R. Ferrell.....	302
16. Finney (L).....	301
17. Cronin.....	300
18. Pedroia	299
19. Rice.....	298
20. DiMaggio.....	298

Stolen Bases

1. Hooper (L).....	300
2. Speaker (L).....	267
3. Ellsbury (L).....	241
4. Yastrzemski (L).....	168
5. He. Wagner.....	141
6. Gardner (L).....	134
7. Parent.....	129
8. Pedroia	125
9. T. Harper.....	107
Werber.....	107
11. C. Stahl (L).....	105
12. J. Collins.....	102
Du. Lewis.....	102
14. DiMaggio.....	100
15. Damon (L).....	98
Remy (L).....	98
17. Burks.....	95
Jensen.....	95
19. Garciaparra.....	84
R. Smith (S).....	84

On-Base Pct. (1,500 AB)

1. T. Williams (L).....	482
2. Foxx.....	429
3. Boggs (L).....	428
4. Speaker (L).....	414
5. Ramirez.....	411
6. Runnels (L).....	408
7. Pesky (L).....	401
8. Vaughn (L).....	394
9. Cronin.....	394
10. R. Johnson (L).....	394
11. Youkilis.....	388
12. Ortiz (L).....	387
13. R. Johnson (L).....	386
14. Goodman (L).....	386
15. DiMaggio.....	383
16. Lynn (L).....	383
17. Yastrzemski (L).....	379
18. Jensen.....	374
19. Flagstead.....	374
20. Garciaparra.....	370

Extra-Base Hits

1. Yastrzemski (L).....	1,157
2. T. Williams (L).....	1,117
3. Evans.....	925
4. Ortiz (L).....	862
5. Rice.....	834
6. Doerr.....	693
7. Boggs (L).....	554
8. Ramirez.....	537
9. Varitek (S).....	513
10. Garciaparra.....	507
11. Petrocelli.....	469
12. DiMaggio.....	452
13. Foxx.....	448
14. Greenwell (L).....	443
15. Pedroia	439
Vaughn (L).....	439
17. Cronin.....	433
18. Hooper (L).....	406
19. Valentin.....	404
20. Fisk.....	402

Slugging Pct. (1,500 AB)

1. T. Williams (L).....	634
2. Foxx.....	605
3. Ramirez.....	588
4. Ortiz (L).....	567
5. Garciaparra.....	553
6. Vaughn (L).....	542
7. Lynn (L).....	520
8. Rice.....	502
9. V. Stephens.....	492
10. Daubach (L).....	488
11. T. Conigliaro.....	488
12. Youkilis.....	487
13. Cronin.....	484
14. Speaker (L).....	482
15. Fisk.....	481
16. Armas.....	480
17. T. Nixon (L).....	478
18. Jensen.....	478
19. Evans.....	473
20. R. Smith (S).....	471

Total Bases

1. Yastrzemski (L).....	5,539
2. T. Williams (L).....	4,884
3. Rice.....	4,129
4. Evans.....	4,128
5. Ortiz (L).....	3,459
6. Doerr.....	3,270
7. Boggs (L).....	2,869
8. DiMaggio.....	2,363
9. Ramirez.....	2,324
10. Hooper (L).....	2,303
11. Petrocelli.....	2,263
12. Varitek (S).....	2,220
13. Garciaparra.....	2,194
14. Greenwell (L).....	2,141
15. Malzone.....	2,123
16. Vaughn (L).....	2,074
17. Pedroia	2,035
18. Foxx.....	1,988
19. Speaker (L).....	1,898
20. Cronin.....	1,883

(L) left-handed hitter
(S) switch-hitter

Batting
Records



Harry Hooper is the Red Sox career leader in triples and stolen bases.

Annual Batting Leaders

Year	Batting Average	Runs	Hits	Doubles
2014	Pedroia..... .278	Pedroia..... 72	Pedroia..... 153	Pedroia..... 33
2013	Ortiz..... .309	Ellsbury..... 92	Pedroia..... 193	Pedroia..... 42
2012	Gonzalez..... .300	Pedroia..... 81	Pedroia..... 163	Pedroia..... 39
2011	Pedroia..... .338	Ellsbury..... 119	Gonzalez..... **213	Ellsbury..... 46
2010	Beltre..... .321	Scutaro..... 92	Beltre..... 189	Beltre..... *49
2009	Youkilis..... .305	Pedroia..... *115	Ellsbury..... 188	Pedroia..... 48
2008	Pedroia..... .326	Pedroia..... *118	Pedroia..... **213	Pedroia..... *54
2007	Ortiz..... .332	Ortiz..... 116	Lowell..... 191	Ortiz..... 52
2006	Ramirez..... .321	Ortiz..... 115	Loretta..... 181	Lowell..... 47
2005	Damon..... .316	Ortiz..... 119	Damon..... 197	Ortiz..... 40
2004	Ramirez..... .308	Damon..... 123	Damon..... 189	Ortiz..... 47
2003	Mueller..... * .326	Garciaparra..... 120	Garciaparra..... 198	Mueller..... 45
2002	Ramirez..... * .349	Damon..... 118	Garciaparra..... 197	Garciaparra..... **56
2001	Ramirez..... .306	T. Nixon..... 100	Ramirez..... 162	Ramirez..... 33
2000	Garciaparra..... * .372	Garciaparra..... 104	Garciaparra..... 197	Garciaparra..... 51
1999	Garciaparra..... * .357	Offerman..... 107	Garciaparra..... 190	Garciaparra..... 42
1998	Vaughn..... .337	Valentin..... 113	Vaughn..... 205	Valentin..... 44
1997	Jefferson..... .319	Garciaparra..... 122	Garciaparra..... *209	Valentin..... *47
1996	Vaughn..... .326	Vaughn..... 118	Vaughn..... 207	Jefferson..... 30
1995	Naehring..... .307	Valentin..... 108	Vaughn..... 165	Valentin..... 37
1994	Vaughn..... .310	Vaughn..... 65	Vaughn..... 122	Valentin..... 26
1993	Greenwell..... .315	Vaughn..... 86	Vaughn..... 170	Valentin..... 40
1992	Brunansky..... .266	Reed..... 64	Reed..... 136	Brunansky..... 31
1991	Boggs..... .332	Boggs..... 93	Boggs..... 181	Boggs, Reed..... 42
1990	Boggs..... .302	Boggs, Burks..... 89	Boggs..... 187	Reed..... **45
1989	Boggs..... .330	Boggs..... **113	Boggs..... 205	Boggs..... *51
1988	Boggs..... * .366	Boggs..... *128	Boggs..... 214	Boggs..... *45
1987	Boggs..... * .363	Evans..... 109	Boggs..... 200	Boggs..... 40
1986	Boggs..... * .357	Boggs..... 107	Boggs..... 207	Boggs..... 47
1985	Boggs..... * .368	Evans..... 110	Boggs..... *240	Buckner..... 46
1984	Boggs..... .325	Evans..... *121	Boggs..... 203	Evans..... 37
1983	Boggs..... * .361	Boggs..... 100	Boggs..... 210	Boggs..... 44
1982	Rice..... .309	Evans..... 122	Evans, Remy..... 178	Evans..... 37
1981	Lansford..... * .338	Evans..... 84	Lansford..... 134	Lansford..... 23
1980	Rice..... .294	Burleson..... 89	Burleson..... 179	Evans..... 37
1979	Lynn..... * .333	Rice..... 117	Rice..... 201	Lynn..... 42
1978	Rice..... .315	Rice..... 121	Rice..... *213	Fisk..... 39
1977	Rice..... .320	Fisk..... 106	Rice..... 206	Burleson..... 36
1976	Lynn..... .314	Fisk, Lynn..... 76	Rice..... 164	Evans..... 34
1975	Lynn..... .331	Lynn..... *103	Lynn..... 175	Lynn..... *47
1974	Yastrzemski..... .301	Yastrzemski..... *93	Yastrzemski..... 155	Yastrzemski..... 25
1973	Yastrzemski..... .296	T. Harper..... 92	Yastrzemski..... 160	Cepeda, Yastrzemski..... 25
1972	Fisk..... .293	T. Harper..... 92	T. Harper..... 141	T. Harper..... 29
1971	R. Smith..... .283	R. Smith..... 85	R. Smith..... 175	R. Smith..... *33
1970	Yastrzemski..... .329	Yastrzemski..... *125	Yastrzemski..... 186	R. Smith..... 32
1969	R. Smith..... .309	Yastrzemski..... 96	R. Smith..... 168	Petrocelli..... 32
1968	Yastrzemski..... * .301	Yastrzemski..... 90	Yastrzemski..... 162	R. Smith..... *37
1967	Yastrzemski..... * .326	Yastrzemski..... *112	Yastrzemski..... *189	Yastrzemski..... 31
1966	Yastrzemski..... .278	Foy..... 97	Yastrzemski..... 165	Yastrzemski..... *39
1965	Yastrzemski..... .312	T. Conigliaro..... 82	Yastrzemski..... 154	Yastrzemski..... **45
1964	Bressoud..... .293	Bressoud..... 86	Stuart..... 168	Bressoud..... 41
1963	Yastrzemski..... * .321	Yastrzemski..... 91	Yastrzemski..... *183	Yastrzemski..... *40
1962	Runnels..... * .326	Yastrzemski..... 99	Yastrzemski..... 191	Yastrzemski..... 43
1961	Malzone..... .266	Schilling..... 87	Schilling..... 167	Yastrzemski..... 31
1960	Runnels..... * .320	Runnels..... 80	Runnels..... 169	Malzone..... 30
1959	Runnels..... .314	Jensen..... 101	Runnels..... 176	Malzone..... 34
1958	T. Williams..... * .328	Runnels..... 103	Malzone..... 185	Runnels..... 32
1957	T. Williams..... * .388	Piersall..... 103	Malzone..... 185	Malzone..... 31
1956	T. Williams..... .345	Klaus, Piersall..... 91	Jensen..... 182	Piersall..... *40
1955	Goodman..... .294	Goodman..... 100	Goodman..... 176	Goodman..... 31
1954	T. Williams..... .345	T. Williams..... 93	Jensen..... 160	3 tied..... 25
1953	Goodman..... .313	Piersall..... 76	Goodman..... 161	Kell..... 41
1952	Goodman..... .306	DiMaggio..... 81	Goodman..... 157	Goodman..... 27
1951	T. Williams..... .318	DiMaggio..... *113	DiMaggio..... 189	DiMaggio, Goodman..... 34
1950	Goodman..... * .354	DiMaggio..... *131	DiMaggio..... 193	V. Stephens..... 34
1949	T. Williams..... .343	T. Williams..... *150	T. Williams..... 194	T. Williams..... *39
1948	T. Williams..... * .369	DiMaggio..... 127	T. Williams..... 188	T. Williams..... *44
1947	T. Williams..... * .343	T. Williams..... *125	Pesky..... *207	T. Williams..... 40
1946	T. Williams..... .342	T. Williams..... *142	Pesky..... *208	Pesky..... 43


Batting Records

Annual Batting Leaders, Continued

Year	Batting Average	Runs	Hits	Doubles
1945	B. Johnson..... 280	Lake 81	B. Johnson..... 148	Newsome 30
1944	Doerr 325	B. Johnson 106	B. Johnson..... 170	B. Johnson 40
1943	Fox 288	Doerr 78	Doerr 163	Doerr 32
1942	T. Williams..... * 356	T. Williams *141	Pesky..... *205	DiMaggio 36
1941	T. Williams..... * 406	T. Williams *135	T. Williams 185	Cronin 38
1940	T. Williams..... 344	T. Williams *134	Cramer..... **200	T. Williams 43
1939	Fox 360	T. Williams 131	T. Williams 185	T. Williams 44
1938	Fox * 349	Fox 139	Vosmik..... *201	Cronin *51
1937	Chapman 307	Fox 111	Cronin 175	Cronin 40
1936	Fox 338	Fox 130	Fox 198	McNair 36
1935	R. Johnson 315	Almada 85	Almada 176	Cronin 37
1934	Werber 321	Werber 129	Werber 200	R. Johnson..... 43
1933	R. Johnson 313	R. Johnson 88	R. Johnson 151	Cooke 35
1932	Alexander + 372	R. Johnson 70	Jolley..... 164	Pickering 28
1931	Webb 333	Webb 96	Webb 196	Webb *67
1930	Webb 323	Oliver 86	Oliver 189	Regan 35
1929	Rothrock 300	Rothrock 70	Scarritt 159	Todt..... 38
1928	Myer 313	Flagstead 84	Myer 168	Flagstead..... 41
1927	Tobin 310	Flagstead 63	Myer 135	Regan..... 37
1926	Rigney 270	Rigney 71	Todt..... 153	Jacobson 36
1925	I. Boone 330	Flagstead 84	Flagstead 160	Flagstead..... 38
1924	I. Boone 337	Flagstead 106	Wambsganss 174	Wambsganss 41
1923	J. Harris 335	Burns 91	Burns 181	Burns 47
1922	J. Harris 316	Pratt 73	Pratt..... 183	Pratt 44
1921	Pratt 324	Leibold 88	McInnis 179	Pratt 36
1920	Hooper 312	Hooper 91	Hooper 167	Hooper, Schang 30
1919	Ruth 322	Ruth *103	E. Scott 141	Ruth 34
1918	Hooper 289	Hooper 81	Hooper 137	Hooper, Ruth 26
1917	Du. Lewis 302	Hooper 89	Du. Lewis 167	Du. Lewis 29
1916	Gardner 308	Hooper 75	Hooper 156	Lewis, Walker 29
1915	Speaker 322	Speaker 108	Speaker 176	Du. Lewis 31
1914	Speaker 338	Speaker 100	Speaker *193	Speaker *46
1913	Speaker 365	Hooper 100	Speaker 190	Speaker 35
1912	Speaker 383	Speaker 136	Speaker 222	Speaker *53
1911	Speaker 334	Hooper 93	Speaker 167	Speaker 34
1910	Speaker 340	Speaker 92	Speaker 183	Du. Lewis 29
1909	Lord..... 311	Lord 86	Speaker 168	Speaker 26
1908	Gessler 308	McConnell 77	Lord 145	Lord..... 15
1907	Congalton 286	D. Sullivan 73	Congalton 142	Ferris 25
1906	Grimshaw 290	Parent..... 67	C. Stahl 170	Ferris 25
1905	J. Collins 276	Burkett..... 78	Burkett..... 147	J. Collins 25
1904	Parent 291	Collins, Parent..... 85	Parent 172	J. Collins 33
1903	Dougherty 331	Dougherty..... *107	Dougherty *195	Freeman 39
1902	Dougherty 342	C. Stahl 92	Freeman 174	Freeman 38
1901	Freeman 339	J. Collins 109	J. Collins 185	J. Collins 42

* led league ** tied for league lead + led league at .367 with BOS and DET

Batting
Records



Ted Williams set a club record with his .406 batting average in 1941, still the last time any major league hit .400.

Annual Batting Leaders, Continued

Year	Triples	Home Runs	Runs Batted In	Stolen Bases
2014	Holt.....5	Ortiz.....35	Ortiz.....104	Holt.....12
2013	Drew, Ellsbury.....8	Ortiz.....30	Ortiz.....103	Ellsbury.....*52
2012	Pedroia.....3	Saltalamacchia.....25	Gonzalez.....86	Pedroia.....20
2011	Crawford.....7	Ellsbury.....32	Gonzalez.....117	Ellsbury.....39
2010	Youkilis.....5	Ortiz.....32	Beltre, Ortiz.....102	Kalish.....10
2009	Ellsbury.....**10	Bay.....36	Bay.....119	Ellsbury.....*70
2008	Ellsbury.....7	Youkilis.....29	Youkilis.....115	Ellsbury.....*50
2007	Crisp.....7	Ortiz.....35	Lowell.....120	Lugo.....33
2006	7 tied.....2	Ortiz.....*54	Ortiz.....*137	Crisp.....22
2005	Damon.....6	Ortiz.....47	Ortiz.....*148	Damon.....18
2004	Damon.....6	Ramirez.....*43	Ortiz.....139	Damon.....19
2003	GarciaParra.....13	Ramirez.....37	GarciaParra.....105	Damon.....30
2002	Damon.....*11	Ramirez.....33	GarciaParra.....120	Damon.....31
2001	O'Leary.....6	Ramirez.....41	Ramirez.....125	Everett.....9
2000	T. Nixon.....8	Everett.....34	Everett.....108	Everett.....11
1999	Offerman.....11	O'Leary.....28	O'Leary.....104	Offerman.....18
1998	GarciaParra, O'Leary.....8	Vaughn.....40	GarciaParra.....122	Da. Lewis.....29
1997	GarciaParra.....*11	Vaughn.....35	GarciaParra.....98	GarciaParra.....22
1996	O'Leary.....5	Vaughn.....44	Vaughn.....143	Frye.....18
1995	O'Leary.....6	Vaughn.....39	Vaughn.....**126	Valentin.....20
1994	S. Cooper.....4	Vaughn.....26	Vaughn.....82	O. Nixon.....42
1993	Greenwell.....6	Vaughn.....29	Vaughn.....101	Fletcher.....16
1992	Boggs.....4	Brunansky.....15	Brunansky.....74	Reed.....7
1991	Greenwell.....6	J. Clark.....28	J. Clark.....87	Greenwell.....15
1990	Burks.....8	Burks.....21	Burks.....89	Burks.....9
1989	Boggs.....7	Esasky.....30	Esasky.....108	Burks.....21
1988	Greenwell.....8	Greenwell.....22	Greenwell.....119	Burks.....25
1987	Owen.....7	Evans.....34	Evans.....123	Burks.....27
1986	Armas, Barrett.....4	Baylor.....31	Rice.....110	Barrett.....15
1985	Armas, Gedman.....5	Evans.....29	Buckner.....110	Buckner.....18
1984	Evans.....8	Armas.....*43	Armas.....*123	Gutierrez.....12
1983	Boggs.....7	Rice.....*39	Rice.....**126	Remy.....11
1982	Evans.....7	Evans.....32	Evans.....98	Remy.....16
1981	Evans.....4	Evans.....**22	Evans.....71	Lansford.....15
1980	Rice.....6	T. Perez.....25	T. Perez.....105	Remy.....14
1979	Hobson.....7	Lynn, Rice.....39	Rice.....130	Remy.....14
1978	Rice.....*15	Rice.....*46	Rice.....*139	Remy.....30
1977	Rice.....15	Rice.....*39	Rice.....114	Burleson.....13
1976	Lynn, Rice.....8	Rice.....25	Yastrzemski.....102	Burleson, Lynn.....14
1975	Lynn.....7	Rice.....22	Lynn.....105	Lynn, Rice.....10
1974	Evans.....8	Petrocelli, Yastrzemski15	Yastrzemski.....79	T. Harper.....28
1973	R. Miller.....7	Fisk.....26	Yastrzemski.....95	T. Harper.....*54
1972	Fisk.....*9	Fisk.....22	Petrocelli.....75	T. Harper.....25
1971	Kennedy.....5	R. Smith.....30	R. Smith.....96	Griffin, Smith.....11
1970	R. Smith.....7	Yastrzemski.....40	T. Conigliaro.....116	Yastrzemski.....23
1969	R. Smith.....7	Petrocelli, Yastrzemski40	Yastrzemski.....111	Yastrzemski.....15
1968	R. Smith.....5	Harrelson.....35	Harrelson.....*109	Foy.....26
1967	G. Scott.....7	Yastrzemski.....*44	Yastrzemski.....*121	R. Smith.....16
1966	Foy.....8	T. Conigliaro.....28	T. Conigliaro.....93	Tartabull.....11
1965	L. Green.....6	T. Conigliaro.....*32	Mantilla.....92	L. Green, Jones.....8
1964	Yastrzemski.....9	Stuart.....33	Stuart.....114	Jones, Yastrzemski.....6
1963	Clinton.....7	Stuart.....42	Stuart.....*118	Geiger.....9
1962	Clinton.....**10	Malzone.....21	Malzone.....95	Geiger.....18
1961	Geiger, Yastrzemski.....6	Geiger.....18	Malzone.....87	Geiger.....16
1960	Buddin, Clinton.....5	T. Williams.....29	Wertz.....103	Runnels, Stephens.....5
1959	Runnels.....6	Jensen.....28	Jensen.....*112	Jensen.....20
1958	Piersall, Runnels.....5	Jensen.....35	Jensen.....*122	Piersall.....12
1957	Malzone, Piersall.....5	T. Williams.....38	Jensen, Malzone.....103	Piersall.....14
1956	Jensen.....**11	T. Williams.....24	Jensen.....97	Jensen.....11
1955	Jensen.....6	T. Williams.....28	Jensen.....**116	Jensen.....16
1954	Agganis.....8	T. Williams.....29	Jensen.....117	Jensen.....*22
1953	Piersall.....9	Gernert.....21	Kell.....73	Piersall.....11
1952	Evers, Vollmer.....4	Gernert.....19	Gernert.....67	Throneberry.....16
1951	Pesky.....6	T. Williams.....30	T. Williams.....126	Goodman.....7
1950	DiMaggio, Doerr.....**11	Dropo.....34	Dropo, Stephens.....**144	DiMaggio.....*15
1949	Doerr.....9	T. Williams.....*43	Stephens, Williams.....159	DiMaggio.....9
1948	V. Stephens.....8	V. Stephens.....29	V. Stephens.....137	DiMaggio.....10
1947	Doerr.....10	T. Williams.....*32	T. Williams.....*114	Pesky.....12
1946	Doerr.....9	T. Williams.....38	T. Williams.....123	DiMaggio.....10

Batting Records

Annual Batting Leaders, Continued

Year	Triples	Home Runs	Runs Batted In	Stolen Bases
1945	Johnson, McBride.....7	B. Johnson.....12	B. Johnson.....74	Metkovich.....19
1944	Doerr.....10	B. Johnson.....17	B. Johnson.....106	Metkovich.....13
1943	Lupien.....9	Doerr.....16	Tabor.....85	Fox.....22
1942	Pesky.....9	T. Williams.....*36	T. Williams.....*137	DiMaggio.....16
1941	Finney.....10	T. Williams.....*37	T. Williams.....120	Tabor.....17
1940	Finney.....15	Foxx.....36	Foxx.....119	Tabor.....14
1939	T. Williams.....11	Foxx.....*35	T. Williams.....*145	Tabor.....16
1938	Foxx.....9	Foxx.....50	Foxx.....*175	Chapman.....13
1937	Chapman, Cramer...11	Foxx.....36	Foxx.....127	Chapman.....27
1936	Foxx, Kroner.....8	Foxx.....41	Foxx.....143	Werber.....23
1935	Cronin.....14	Werber.....14	Cronin.....95	Werber.....*29
1934	Johnson, Werber....10	Werber.....11	R. Johnson.....119	Werber.....*40
1933	Cooke.....10	R. Johnson.....10	R. Johnson.....95	Werber.....15
1932	Olson.....6	Jolley.....18	Jolley.....99	R. Johnson.....13
1931	Oliver.....5	Webb.....14	Webb.....103	Rothrock.....13
1930	Regan.....10	Webb.....16	Webb.....66	Oliver, Reeves.....6
1929	Scarritt.....17	Rothrock.....6	Scarritt.....71	Rothrock.....23
1928	Taitt.....14	Todt.....12	Regan.....75	Myer.....*30
1927	Myer.....11	Todt.....6	Flagstead.....69	Flagstead.....12
1926	Todt.....12	Todt.....7	Jacobson, Todt.....69	Haney.....*13
1925	Todt.....13	Todt.....11	Todt.....75	Ezzell, Prothro.....9
1924	Harris, Veach.....9	I. Boone.....13	Veach.....99	Wambsganss.....14
1923	J. Harris.....11	J. Harris.....13	Burns.....82	McMillan.....13
1922	J. Harris.....9	Burns.....12	Pratt.....86	Menosky.....9
1921	S. Collins.....12	Pratt.....5	Pratt.....102	S. Collins.....15
1920	Hooper.....17	Hooper.....7	Hendryx.....77	Menosky.....23
1919	Ruth.....12	Ruth.....*29	Ruth.....*114	Hooper.....23
1918	Hooper.....13	Ruth.....*11	Ruth.....66	Hooper.....24
1917	Hooper.....11	Hooper.....3	Du. Lewis.....65	Hooper.....21
1916	Hooper, Walker.....11	3 tied.....3	Gardner.....62	Hooper.....27
1915	Hooper.....13	Ruth.....4	Du. Lewis.....76	Speaker.....29
1914	Gardner.....19	Speaker.....4	Speaker.....90	Speaker.....42
1913	Speaker.....22	Hooper.....4	Du. Lewis.....90	Speaker.....46
1912	Gardner.....18	Speaker.....*10	Du. Lewis.....109	Speaker.....52
1911	Speaker.....13	Speaker.....8	Du. Lewis.....86	Hooper.....38
1910	J. Stahl.....16	J. Stahl.....*10	J. Stahl.....77	Hooper.....40
1909	Speaker.....13	Speaker.....7	Speaker.....77	Lord.....36
1908	Gessler.....14	Gessler.....3	Gessler.....63	McConnell.....31
1907	Unglaub.....13	Ferris.....4	Unglaub.....62	He. Wagner.....20
1906	Ferris.....13	C. Stahl.....4	C. Stahl.....51	Parent.....16
1905	Ferris.....16	Ferris.....6	J. Collins.....65	Parent.....25
1904	Freeman, Stahl.....19	Freeman.....7	Freeman.....84	Parent.....20
1903	Freeman.....20	Freeman.....*13	Freeman.....*104	Dougherty.....35
1902	Freeman.....19	Freeman.....11	Freeman.....*121	C. Stahl.....24
1901	Collins, Stahl.....16	Freeman.....12	Freeman.....114	Dowd.....33

Batting
Records



David Ortiz led the AL and set a club single-season mark with 54 homers in 2006.

Miscellaneous Batting

200-Hit Seasons

RANK/PLAYER	HITS, YEAR	RANK/PLAYER	HITS, YEAR	RANK/PLAYER	HITS, YEAR
1. Boggs.....	*240, 1985	9. Garciaparra.....	*209, 1997	18. Boggs.....	203, 1984
2. Speaker.....	222, 1912	10. Pesky.....	*208, 1946	19. Buckner.....	201, 1985
3. Boggs.....	214, 1988	11. Vaughn.....	207, 1996	Rice.....	201, 1979
4. Gonzalez.....	+213, 2011	Boggs.....	207, 1986	Vosmik.....	201, 1938
Pedroia	+213, 2008	Pesky.....	*207, 1947	22. Boggs.....	200, 1987
Rice.....	*213, 1978	14. Rice.....	206, 1977	Rice.....	200, 1986
7. Ellsbury.....	212, 2011	15. Vaughn.....	205, 1998	Cramer.....	+200, 1940
8. Boggs.....	210, 1983	Boggs.....	205, 1989	Werber.....	200, 1934
*led league	+tied for league lead	Pesky.....	*205, 1942		

20-Game Consecutive Hitting Streaks

RANK/PLAYER	G	YEAR(S)	RANK/PLAYER	G	YEAR(S)	RANK/PLAYER	G	YEAR(S)
1. DiMaggio	34	1949	Metkovich	25	1944	29. Garciaparra	21	2000-01
2. Garciaparra	30	1997	16. Garciaparra	24	1998	Greenwell	21	1989
Speaker	30	1912	17. Youkilis	23	2007	Rice	21	1980
4. Damon	29	2005	Bressoud	23	1963-64	Doerr	21	1943
5. Boggs	28	1985	T. Williams	23	1941	33. Walker	20	2003
6. D. Ortiz	27	2012-13	Myer	23	1928	Boggs	20	1986
Ramirez	27	2006	Burns	23	1922	Easley	20	1984
DiMaggio	27	1951	Pratt	23	1922	Lynn	20	1979
9. Garciaparra	26	2003	23. Ellsbury	22	2009	Lynn	20	1975
Pesky	26	1947	Ramirez	22	2002-03	Jolley	20	1932
Freeman	26	1902	Jefferson	22	1997	Boone	20	1925
12. Pedroia	25	2011	Doyle	22	1975	Ruth	20	1919
V. Martinez	25	2009	DiMaggio	22	1942	Speaker	20	1912
Boggs	25	1987	Speaker	22	1913	Speaker	20	1912

Career Pinch-Hit Leaders

Rank/Player	H	Rank/Player	H	Rank/Player	H
1. D. Jones.....	55	9. G. Stephens.....	24	13. Geiger.....	22
2. R. Miller.....	49	10. Finney.....	23	14. L. Green.....	21
3. R. Nixon.....	43	Gedman.....	23	15. Spence.....	20
4. T. Williams.....	33	P. Green.....	23	Tartabull.....	20
5. Cronin.....	29				
Henricksen.....	29				
Varitek.....	29				

Hitting for the Cycle

PLAYER	DATE/OPP.	PLAYER	DATE/OPP.
John Valentin.....	6/6/1996 vs. CWS	Ted Williams.....	7/21/1946 (G2) vs. STL
Scott Cooper.....	4/12/1994 at KC	Bob Johnson.....	7/6/1944 vs. DET
Mike Greenwell.....	9/14/1988 vs. BAL	Bobby Doerr.....	5/17/1944 (G2) vs. DET
Rich Gedman.....	9/18/1985 vs. TOR	Leon Culberson.....	7/3/1943 at CLE
Dwight Evans.....	6/28/1984 vs. SEA (11)	Joe Cronin.....	8/2/1940 at DET
Fred Lynn.....	5/13/1980 vs. MIN	Julius Solters.....	8/19/1934 (G1) at DET
Bob Watson.....	9/15/1979 at BAL	Roy Carlyle.....	7/21/1925 (G1) at CWS
Carl Yastrzemski.....	5/14/1965 vs. DET (10)	Tris Speaker.....	6/9/1912 at STL
Lu Clinton.....	7/13/1962 at KCA (15)*	Patsy Dougherty.....	7/29/1903 vs. NY
Bobby Doerr.....	5/13/1947 vs. CWS	Buck Freeman.....	6/21/1903 at CLE

*Hit for cycle in 9 innings NOTE: 19 Red Sox have hit for the cycle. Bobby Doerr is the only player to do it twice.

Pitchers Batting Since DH Rule (Non-Interleague Games)

DATE/OPP.	PITCHER	RESULT	DATE/OPP.	PITCHER	RESULT
8/12/2012 at CLE	Clayton Mortensen	SO (swing)	8/13/1985 vs. KC	Tim Lollar-PH	Line out (L-5)
7/31/2000 at SEA	Hipolito Pichardo	SO (called)	7/29/1980 at KC	Dick Drago	Ground out (6-3)
6/28/2000 vs. BAL	Tim Wakefield-PH	Sac. bunt	7/25/1979 vs. OAK	Joel Finch	Fly out (F-9)
6/28/2000 vs. BAL	Pete Schourek-PH	Single CF	7/5/1976 vs. CHW	Luis Tiant	SO (swinging)
5/13/2000 at BAL	Derek Lowe	SO (called)	6/17/1976 at OAK	Dick Pole	Ground out (1-3)
4/22/1998 at DET	Tim Wakefield-PH	Sac. bunt	5/21/1976 at NYY	Jim Willoughby	Fly out (F-8)
5/23/1996 vs. SEA	Roger Clemens	Single CF	7/12/1975 vs. TEX	Luis Tiant	Fly out (F-9)
8/12/1986 at KC (G2)	Tim Lollar-PH	Single CF			

RBI History

Most Career 100-RBI Seasons

No.	Player	Years	No.	Player	Years	No.	Player	Years
9	T. Williams	1939-42, 46-49, 51	6	Foxx	1936-41	4	Evans	1984, 87-89
8	Ortiz	2003-07, 10, 13-14	5	Yastrzemski	1967, 69-70, 76-77	3	V. Stephens	1948-50
8	Rice	1975, 77-79, 83-86	5	Jensen	1954-55, 57-59	3	Cronin	1937, 39-40
6	Ramirez	2001-06	4	Garcia-parra	1998-99, 2002-03	3	Freeman	1901-03
6	Doerr	1940, 42, 46, 48-50	4	Vaughn	1993, 95-96, 98			

Game-Winning RBI Leaders (Since 1979)

Year	Player	RBI	Year	Player	RBI	Year	Player	RBI
1979	Lynn	13	1992	Brunansky	13	2005	Ortiz	21
1980	T. Perez	9	1993	Dawson	16	2006	Ortiz	18
1981	Yastrzemski	10	1994	Naehring	7	2007	Ramirez	17
1982	Rice	15	1995	Valentin	10	2008	J.D. Drew	11
1983	Rice	14	1996	Vaughn	12	2009	Bay, Lowell, Ortiz	12
1984	Rice	17	1997	Garcia-parra	13	2010	Ortiz	13
1985	Evans	13	1998	Garcia-parra	20	2011	Adrian Gonzalez	17
1986	Baylor	13	1999	O'Leary	14	2012	Adrian Gonzalez	11
1987	Boggs	15	2000	Garcia-parra	18	2013	Napoli, Pedroia	12
1988	Greenwell	*23	2001	Ramirez	16	2014	Napoli	9
1989	Burks	12	2002	Garcia-parra	16			
1990	Burks	17	2003	Ortiz	16			
1991	Clark, Greenwell	14	2004	Ortiz, Ramirez	17			

NOTE: A uniform GWRBI rule was adopted by both leagues in 1979 as "the RBI that gives a team a lead it never relinquishes." Discontinued as an official stat after the 1988 season, the Red Sox still use the 1979 rule.

Game-Tying and Go-Ahead RBI Leaders (Since 1972)

Year	Player	RBI	Year	Player	RBI	Year	Player	RBI
1972	Yastrzemski	34	1987	Boggs	39	2002	Ramirez	30
1973	Cepeda	27	1988	Greenwell	44	2003	Ortiz	34
1974	Yastrzemski	30	1989	Greenwell	31	2004	Ortiz	43
1975	Rice	43	1990	Burks	30	2005	Ortiz	48
1976	Yastrzemski	40	1991	Greenwell	27	2006	Ortiz	55
1977	Rice	43	1992	Brunansky	26	2007	Ortiz	47
1978	Rice	58	1993	Greenwell	28	2008	Ortiz, Ramirez	26
1979	Lynn	50	1994	Vaughn	23	2009	Bay	37
1980	T. Perez	34	1995	Vaughn	32	2010	Ortiz	45
1981	Evans	27	1996	Vaughn	42	2011	Ad. Gonzalez	37
1982	Evans	36	1997	Garcia-parra	41	2012	Ad. Gonzalez	30
1983	Rice	49	1998	Vaughn	39	2013	Pedroia	35
1984	Rice	43	1999	O'Leary	35	2014	Ortiz	30
1985	Buckner	36	2000	Garcia-parra	38			
1986	Rice	40	2001	Ramirez	47			

NOTE: The only Red Sox with 40 G-T and G-A RBI who did not lead the team: Jim Rice in 1979 (41), Manny Ramirez in 2004 (41).

Most Consecutive Games with RBI (Since 1914)

NAME	GAMES	RBI	YEAR	DATES
Ted Williams	12	18	1942	8/31-9/13
Joe Cronin	12	19	1939	6/27-7/9
Ted Williams	11	21	1950	5/30 (G1)-6/10
Manny Ramirez	10	12	2002	9/14-24
Dwight Evans	10	18	1989	9/15-26
Butch Hobson	10	21	1978	4/14-23
Mike Higgins	10	16	1938	8/30-9/6
Joe Cronin	10	14	1935	8/7 (G1)-17 (G1)
Roy Johnson	10	16	1934	7/6-16 (G2)
Joe Harris	10	13	1924	5/14-24

Red Sox Most RBI in One Game

RBI	PLAYER	DATE	OPP.	RBI	PLAYER	DATE	OPP.
10	Nomar Garcia-parra	5/10/1999	vs. SEA	9	Jackie Jensen	8/2/1956	at DET
10	Fred Lynn	6/18/1975	at DET	9	Jim Tabor	7/4/1939	at PHA (G2)
10	Norm Zauchin	5/27/1955	vs. WAS	8	Nomar Garcia-parra	7/23/2002	vs. TB (G1)
10	Rudy York	7/27/1946	at STL	8	Bobby Doerr	6/8/1950	vs. STL
9	Bill Mueller	7/29/2003	at TEX	8	Ted Williams	7/14/1946	vs. CLE (G1)
9	Mike Greenwell*	9/2/1996	at SEA (10)	8	Jimmie Foxx	9/7/1938	vs. NYY (6)

*ML record for a player who drove in all his team's runs in a single game

Batting Records

RBI History, Continued

Red Sox 30-RBI Months (Since 1970)

YEAR	MONTH	PLAYER	RBI	GAMES PLAYED
2011	May	Adrian Gonzalez	31	29
2009	May	Jason Bay	30	28
2006	July	David Ortiz	35	26
2005	Aug.	David Ortiz	30	26
2004	June	David Ortiz	31	25
2002	Sept.	Manny Ramirez	30	27
2001	April	Manny Ramirez	31	25
1999	May	Nomar Garciaparra	33	27
1998	July	Nomar Garciaparra	33	27
1995	Aug.	John Valentin	31	29
1992	July	Tom Brunansky	32	27
1989	Aug.	Nick Esasky	35	33
1988	June	Mike Greenwell	31	26
1987	Aug.	Dwight Evans	31	27
1984	June	Tony Armas	30	29
1983	Aug.	Jim Rice	32	31
1980	Sept.	Jim Rice	31	29
1978	Aug.	Jim Rice	33	29
1978	May	Jim Rice	33	30
1977	Sept.	Carlton Fisk	35	29
1975	June	Fred Lynn	32	31
1973	Sept.	Carl Yastrzemski	30	28
1970	Sept.	Tony Conigliaro	32	29

NOTE: Ted Williams holds the club record for RBI in a month with 41 in May 1942 (28 G). He also had 40 RBI in June 1950 (29 G). Clyde Vollmer is the only other Red Sox player to reach 40 in a month with 40 in July 1951 (29 G).

Multiple-Run Innings/Games

10-Run Innings

RUNS	OPPONENT	DATE	INNING	SCORE
17	Detroit	6/18/1953	7	23-3
14	Florida	6/27/2003	1	25-8
14	Philadelphia	7/4/1948	7	19-5
12	Cleveland	5/7/2009	6	13-3
12	at Cleveland	8/21/1986	6	24-5
12	Baltimore	8/10/1965	5	15-5 (G1)
12	Chicago	5/4/1962	5	13-6
12	at Washington	8/4/1945	4	15-4 (G2)
12	at Detroit	7/25/1936	5	18-3
12	Detroit	5/6/1934	4	14-4
11	Chicago (AL)	6/26/1999	1	17-1
11	at NY Yankees	5/31/1998	3	13-7
11	Baltimore	6/8/1977	2	14-5
11	at Detroit	6/23/1952	4	12-6
11	Chicago	7/14/1950	3	13-1
11	Philadelphia	4/30/1950	4	19-0
11	St. Louis	8/25/1940	6	17-3
11	Philadelphia	7/5/1936	2	16-2 (G1)
11	Philadelphia	8/13/1933	1	19-10
11	St. Louis	5/12/1928	3	15-2
10	San Diego	6/20/2011	7	14-5
10	Texas	8/12/2008	1	19-17
10	Tampa Bay	7/23/2002	3	22-4 (G1)
10	at Toronto	6/21/1994	1	13-1
10	Texas	7/30/1991	3	11-6
10	at Kansas City A's	8/26/1957	7	16-0
10	Chicago	7/26/1949	8	11-2
10	Washington	9/27/1940	4	24-4
10	Detroit	9/21/1937	5	12-7
10	at Detroit	7/11/1929	6	15-8
10	Philadelphia	4/19/1924	2	12-0
10	at Philadelphia	5/2/1901	3	23-12

Batting
Records

Multiple-Run Innings/Games, Continued

Most Runs by Inning

INN.	RUNS	OPP.	DATE	SCORE	INN.	RUNS	OPP.	DATE	SCORE
1st	14	vs. FLA	6/27/2003	25-8	5th	12	vs. BAL	8/10/1965 (G1)	15-5
2nd	11	vs. BAL	6/8/1977	14-5	12	vs. CWS	5/4/1962	13-6	
	11	vs. PHA	7/5/1936 (G1)	16-2	12	at DET	7/25/1936	18-3	
3rd	11	at NYY	5/31/1998	13-7	6th	12	vs. CLE	5/7/2009	13-3
	11	vs. CWS	7/14/1950	13-1	12	at CLE	8/21/1986	24-5	
	11	vs. STL	5/12/1928	15-2	7th	17	vs. DET	6/18/1953	23-3
4th	12	at WAS	8/4/1945 (G2)	15-4	8th	10	vs. CWS	7/26/1949	11-2
	12	vs. DET	5/6/1934	14-4	9th	9	at NYY	4/30/1906	13-4
					9	at MIL	6/2/1901	13-2	
					10th*	9	at CWS	7/8/1973 (G2)	11-2

* Team extra-inning record

20-Run Games

SCORE	DATE	OPP.	WINNER	SCORE	DATE	OPP.	WINNER
29-4	6/8/1950	vs. STL	Chuck Stobbs	22-11	4/12/1994	at KC	Danny Darwin
25-8	6/27/2003	vs. FLA	Byung-Hyun Kim	22-14	6/29/1950	at PHA	Al Pappai
24-5	8/21/1986	at CLE	Oil Can Boyd	21-11	8/30/1970 (G1)	at CWS	Ken Brett
24-4	9/27/1940	vs. WAS	Fritz Ostermueller	21-2	6/24/1949	vs. STL	Ellis Kinder
23-7	10/10/1999*	vs. CLE	Rich Garces	21-8	5/29/1912 (G1)	vs. WAS	Joe Wood
23-3	6/18/1953	vs. DET	Ellis Kinder	20-4	9/4/2013	vs. DET	Ryan Dempster
23-12	5/2/1901	at PHA	Ted Lewis	20-6	9/6/1975	at MIL	Roger Moret
22-4	7/23/2002 (G1)	vs. TB	Tim Wakefield	20-10	5/31/1954 (G1)	vs. PHA	Tom Herrin
				20-4	6/7/1950	vs. STL	Joe Dobson

* ALDS G4

20-Run Games by Red Sox Opponents

SCORE	DATE	OPP.	LOSER	SCORE	DATE	OPP.	LOSER
27-3	7/7/1923 (G1)	at CLE	Curt Fullerton	21-7	6/14/1969	vs. OAK	Ray Jarvis
24-6	5/1/1929	vs. PHA	Milt Gaston	21-7	6/26/1960 (G2)	at CWS	Tom Borland
24-4	9/28/1923	vs. NYY	Howard Ehmke	20-2	8/31/2012	at OAK	Aaron Cook
22-1	6/19/2000	vs. NYY	Brian Rose	20-11	8/21/2009	vs. NYY	Brad Penny
22-13	5/31/1970	vs. CWS	Gary Peters	20-2	6/20/1980	vs. CAL	Steve Renko
22-9	7/8/1902	vs. PHA	George Prentiss	20-8	7/7/1928 (G1)	vs. DET	Slim Harris
21-2	5/20/1994	at MIN	Joe Hesketh				

Stolen Base History

Red Sox with 25 or More Steals in a Season

Rank/Player	SB	Year	Rank/Player	SB	Year	Rank/Player	SB	Year
1. Ellsbury.....	*70	2009	17. Lugo.....	33	2007	33. Burks.....	27	1987
2. Harper.....	*54	1973	Dowd.....	33	1901	Chapman.....	27	1937
3. Ellsbury.....	*52	2008	19. Damon.....	31	2002	Hooper.....	27	1916
Speaker.....	52	1912	McConnell.....	31	1908	Gardner.....	27	1911
5. Ellsbury.....	*50	2008	21. Damon.....	30	2003	Niles.....	27	1909
6. Speaker.....	46	1913	Remy.....	30	1978	38. Pedroia	26	2011
7. O. Nixon.....	42	1994	Myer.....	*30	1928	Foy.....	26	1968
Speaker.....	42	1914	24. Da. Lewis.....	29	1998	Hooper.....	26	1913
9. Werber.....	*40	1934	Werber.....	*29	1935	He. Wagner.....	26	1910
Hooper.....	40	1910	Speaker.....	29	1915	McConnell.....	26	1909
11. Ellsbury.....	39	2011	Janvrin.....	29	1914	43. Burks.....	25	1988
12. Hooper.....	38	1911	Hooper.....	29	1912	Harper.....	25	1972
13. H. Lord.....	36	1909	C. Stahl.....	29	1901	Gardner.....	25	1912
14. Speaker.....	35	1910	30. Crisp.....	28	2007	Speaker.....	25	1911
Speaker.....	35	1909	Harper.....	28	1974	Parent.....	25	1905
Dougherty.....	35	1903	Engle.....	28	1913			

*Led the AL

20-Homer, 20-Steal Seasons

YEAR	PLAYER	POS.	HR	SB	YEAR	PLAYER	POS.	HR	SB
2011	Jacoby Ellsbury	CF	32	39	1987	Ellis Burks	CF	20	27
2011	Dustin Pedroia	2B	21	26	1970	Carl Yastrzemski	1B	40	23
1997	Nomar Garciaparra	SS	30	22	1959	Jackie Jensen	RF	28	20
1995	John Valentin	SS	27	20	1954	Jackie Jensen	RF	25	22

NOTE: Jacoby Ellsbury is the only Red Sox player to reach 30 homers and 30 steals in a season (2011).

Home Run Records

Individual

MOST, Game	3, 26 times, last Will Middlebrooks, 4/7/2013 at TOR
MOST, Game at Fenway Park	3, 13 times, last Kevin Millar, 7/23/2004 vs. NYY
MOST, Game by Opponent	3, 23 times, last Mark Teixeira, 5/8/2010 vs. NYY
MOST CONSECUTIVE, Game	3, Kevin Millar, 7/23/2004 vs. NYY; Nomar Garciaparra, 7/23/2002 (G1) vs. TB; Mo Vaughn, 9/24/1996 vs. BAL; Tom Brunansky, 9/29/1990 vs. TOR; Ken Harrelson, 6/14/1968 at CLE
MOST, Doubleheader	4**, Jim Tabor, 7/4/1939 (G2) at PHA
MOST, Inning	2++, David Ortiz, 8/12/2008 vs. TEX (1st); Nomar Garciaparra, 7/23/2002 (G1) vs. TB (3rd); Ellis Burks, 8/27/1990 at CLE (4th); Bill Regan, 7/16/1928 at CWS (4th)
MOST, Consecutive Innings	3+, Nomar Garciaparra, 7/23/2002 (G1) vs. TB (3rd & 4th)
MOST CONSECUTIVE, At-Bats	4++, Ted Williams, 9/17-22, 1957
MOST GRAND SLAMS, Game	2++, Bill Mueller, 6/29/2003 at TEX; Nomar Garciaparra, 5/10/1999 vs. SEA; Rudy York, 7/27/1946 at STL; Jim Tabor, 7/4/1939 (G2) at PHA
MOST GRAND SLAMS, Consecutive Innings	2++, Bill Mueller, 6/29/2003 at TEX (7th & 8th)
GRAND SLAMS, Both Sides of Plate	+Bill Mueller, 6/29/2003 at TEX
MOST, Season	54, David Ortiz, 2006
MOST, Season by RH Batter	50, Jimmie Foxx, 1938
MOST, Season by Switch-Hitter	34, Carl Everett, 2000
MOST, Season at Fenway Park	35, Jimmie Foxx, 1938
MOST, Season at Fenway Park by LH Batter	28, Fred Lynn, 1979
MOST, Season at Fenway Park by Switch-Hitter	17, Carl Everett, 2000
MOST, Season on Road	32**, David Ortiz, 2006
MOST, Season by Rookie	34, Walt Dropo, 1950
MOST GRAND SLAMS, Season	4, Babe Ruth, 1919
MOST GRAND SLAMS, Lifetime	17, Ted Williams
MOST GRAND SLAMS, Rookie	2, Ryan Kalish, 2010; Bob Zupcic, 1992; Ellis Burks, 1987; Faye Throneberry, 1952; Walt Dropo, 1950; Jim Tabor, 1939; Ted Williams, 1939
MOST, One Month	14, David Ortiz, July 2006; Jackie Jensen, June 1958
MOST CONSECUTIVE GAMES WITH HR	5, Jose Canseco, 8/21-25/1995; George Scott, 6/14-19/1977; Dick Stuart, 6/11-16/1963; Ted Williams, 7/12-16/1957; Jimmie Foxx, 8/13-17/1940
MOST IN TWO CONSECUTIVE GAMES	5+, Nomar Garciaparra, 7/21-23 (G1)/2002; Carl Yastrzemski, 5/19-20/1976
MOST INSIDE-THE-PARK, Season	9, Hobe Ferris, 1903
MOST INSIDE-THE-PARK, Career	25, Tris Speaker
MOST LEADOFF, Season	7, Nomar Garciaparra, 1997
MOST LEADOFF, Career	10, Jacoby Ellsbury
MOST EXTRA INNINGS, Season	3, David Ortiz, 2014, 2003; Ted Williams, 1946
MOST EXTRA INNINGS, Career	13, Ted Williams
MOST PINCH HIT, Season	5*, Joe Cronin, 1943
MOST PINCH HIT, Career	7, Ted Williams
PINCH HIT, Both Games of DH	+, Joe Cronin, 6/17/1943 vs. PHA
YOUNGEST PLAYER TO HIT HR	Jerry Moses, 18 years 289 days, 5/25/1965 vs. MIN (PH)
OLDEST PLAYER TO HIT HR	Carl Yastrzemski, 44 years 19 days, 9/10/1983 at CLE
HR IN FIRST ML PITCH SEEN	Daniel Nava, 6/12/2010 vs. PHI
HR IN FIRST ML PLATE APPEARANCE	Daniel Nava, 6/12/2010 vs. PHI; Eddie Pellagrini, 4/22/1946 vs. WAS; Lefty LeFebvre, 6/10/1938 vs. CWS
MOST MULTI-HR GAMES, Season	10, Jimmie Foxx, 1938
MOST 3+ HR GAMES, Season	2**, Ted Williams, 1957
MOST MULTI-HR GAMES, Career	45, David Ortiz
MOST LIFETIME	521, Ted Williams
MOST LIFETIME, at Fenway Park	248, Ted Williams
MOST SEASONS, 20 or More	16**, Ted Williams
MOST SEASONS, 30 or More	8, David Ortiz, Ted Williams
MOST SEASONS, 40 or More	3, David Ortiz, Manny Ramirez, Carl Yastrzemski
MOST, First Two ML Games (HR each game)	2**, Sam Horn, 7/25-26/1987
MOST, Season vs. Opponent	12, Ted Williams vs. CWS, 1949; Jimmie Foxx vs. CLE, 1938
MOST, Season vs. Opponent at Fenway Park	9, Jimmie Foxx vs. CLE, 1938
MOST, Season vs. Opponent on Road	8, Jimmie Foxx vs. STL, 1939
MOST, Season by Opponent	11, Mickey Mantle, 1954 (NYY); Lou Gehrig, 1927 (NYY); Babe Ruth, 1927 (NYY)
MOST, Season by Opponent at Fenway Park	8, Babe Ruth, NYY, 1927
MOST, Season by Opponent vs. Red Sox on Road	7, Hal Trosky, CLE, 1936

Home Run Records, Continued

Club

MOST, Game	8, 9/4/2013 vs. DET; 7/4/1977 vs. TOR
MOST, Game on Road	7, 7/4/2003 at NYY; 7/24/1999 at DET
MOST, Inning	4, 11 times, last 5/20/2009 vs. TOR
MOST, Inning by Opponent	4, 10/1/2012 at NYY (2nd); 8/21/1997 at OAK (3rd); 5/17/1967 vs. BAL (7th)
MOST CONSECUTIVE, Inning	4+, 4/22/2007 vs. NYY (3rd)
MOST WITH 2 OUTS, Inning	4**, 4/22/2007 vs. NYY (3rd); 7/18/1998 at DET (4th)
MOST, Season Opener	5**, 4/12/1965 vs. WAS
MOST, Season Opener, Both Clubs	7**, 4/12/1965 vs. WAS
MOST PLAYERS HOMERING IN GAME	7**, 9/4/2013 vs. DET
MOST PLAYERS HOMERING IN GAME, Both Clubs	9+, 9/15/2008 at TB; 5/22/1977 vs. MIL (G1); 5/17/1967 vs. BAL; 5/25/1965 vs. MIN
MOST PLAYERS, 2 or more HR	3+, 7/4/2003 at NYY; 6/8/1950 vs. STL
MOST, To start game	2, 7/27/2011 vs. KC (Ellsbury, Pedroia) 7/21/1995 vs. MIN (O'Leary, Valentin); 9/5/1985 vs. CLE (G1) (Evans, Boggs); 6/17/1977 vs. NYY (Burleson, Lynn); 6/20/1973 at MIL (Miller, R. Smith); 5/1/1971 vs. MIN (Aparicio, R. Smith)
MOST SOLO HR, 9-Inning Game	7+, 7/4/1977 vs. TOR
MOST IN EXTRA INNINGS, Game	3, 4/29/1951 at PHA
MOST GRAND SLAMS, Game	2, 10 times, last 5/22/2008 vs. KC (J.D. Drew, Mike Lowell)
MOST PINCH-HIT, Game	2+, 6/7/2003 at MIL (Kevin Millar, Bill Mueller); 9/19/1997 (10 inn.) vs. CWS (Scott Hatteberg, Curtis Pride)
MOST PINCH-HIT, Inning	2+, vs. CWS, 9/19/1997 (Hatteberg, Pride) (9th inn.)
MOST, Season	238, 2003
MOST Season at Home	124, 1977
MOST, Season on Road	127, 2003
MOST ALLOWED, Season	190, 2012; 1987
MOST ALLOWED, Season at Home	97, 2012; 1966
MOST ALLOWED, Season on Road	115, 1987
MOST LEAD-OFF, Season	8, 1997
MOST LEAD-OFF ALLOWED, Season	8, 1999
MOST IN EXTRA INNINGS, Season	8, 1959; 1951
MOST ALLOWED IN EXTRA INNINGS	7, 1987; 1969
MOST GRAND SLAMS, Season	11, 2005
MOST GRAND SLAMS ALLOWED, Season	8, 2005; 2004
MOST INSIDE-THE-PARK, Season	38, 1903
MOST INSIDE-THE-PARK ALLOWED, Season	27, 1906
MOST PINCH-HIT, Season	7, 2013; 1953
MOST PINCH-HIT ALLOWED, Season	8, 1991
MOST HIT BY PITCHERS, Season	8, 1971; 1935
MOST IN ONE MONTH	55, July 2003
MOST ALLOWED IN ONE MONTH	49, June 1966
MOST IN A SEASON, by teammates	92, 2005 (Ortiz-47; Ramirez-45)
MOST GAMES, HR by Teammates, Season	12, 2006 (Ortiz, Ramirez); 2004 (Ortiz, Ramirez)
MOST GAMES, Five or More HR	8+, 1977 (161 games)
MOST TIMES, Two or More Consecutive HR in One Game	16, 1977 (161 games)
MOST CONSECUTIVE GAMES, One or More HR	19, (30 HR), 7/4-25/1996
MOST IN BACK-TO-BACK GAMES	12, 7/21 at TB-7/23/2002 (G1) at NYY; 6/7-8/1950 vs. STL
FEWEST GAMES TO REACH 100 HR	65, 1977
MOST PLAYERS, at least one HR, Season	24**, 2009
MOST PLAYERS, 40 or More HR, Season	2**, 2005; 2004; 1969
MOST PLAYERS, 30 or More HR, Season	3, 1977
MOST PLAYERS, 20 or More HR, Season	6, 2003
MOST PLAYERS, 10 or More HR, Season	9, 2003
FEWEST ALLOWED, Season	6*, 1913
FEWEST ALLOWED, Season Since 1946	82, 1949
MOST, Season vs. One Opponent	38, BAL, 2003 (19 games)
MOST, Season vs. One Opponent, Fenway Park	22, NYY, 1977 (7 games)
MOST, Season vs. One Opponent, Road	22, KCA, 1957 (22 games)
MOST, Season by One Opponent	43, NYY, 2012 (18 games)
MOST, Season by One Opponent, Fenway Park	25, CLE, 1954 (13 games)
MOST, Season by Opponent, Road	24, NYY, 2012 (9 games)

+ML record (since 1900) ++tied for ML record *AL record **tied for AL record

Home Run Records, Continued

Red Sox Home Runs from Both Sides of the Plate

PLAYER	DATE	OPP.	PLAYER	DATE	OPP.
Victor Martinez	5/17/2010	at NYY	Luis Alicea	7/28/1995	at TEX
Jason Varitek	8/16/2005	at DET	Reggie Smith	4/16/1973	vs. DET
Bill Mueller	7/29/2003	at TEX	Reggie Smith	7/2/1972 (G1)	vs. MIL
Bill Mueller	7/4/2003	at NYY	Reggie Smith	8/11/1968 (G2)	at DET
Carl Everett	8/29/2000	at TB	Reggie Smith	8/20/1967 (G1)	vs. CAL
Carl Everett	4/11/2000	vs. MIN			

Most Home Runs in a Single Game

HR	PLAYER	DATE	OPP.	SCORE
3	Will Middlebrooks	4/7/2013	at TOR	13-0
3	Dustin Pedroia	6/24/2010	at COL	13-11 (10)
3	Kevin Millar	7/23/2004	vs. NYY	7-8
3	Bill Mueller	7/29/2003	at TEX	14-7
3	Nomar Garciaparra	7/23/2002	vs. TB	22-4
3	Jason Varitek	5/20/2001	at KC	10-3
3	Trot Nixon*	7/24/1999	at DET	11-4
3	Nomar Garciaparra	5/10/1999	vs. SEA	12-4
3	Mo Vaughn	5/30/1997	vs. NYY	10-4
3	Mo Vaughn	9/24/1996	vs. BAL	13-8
3	John Valentin	6/2/1995	vs. SEA	6-5 (10)
3	Jack Clark	7/31/1991	vs. OAK	11-10 (14)
3	Tom Brunansky	9/29/1990	vs. TOR	7-5
3	Jim Rice	8/29/1983 (G2)	at TOR	8-7
3	Jim Rice	8/29/1977	vs. OAK	7-8
3	Carl Yastrzemski	5/19/1976	at DET	9-2
3	Fred Lynn*	6/18/1975	at DET	15-1
3	Joe Lahoud*	6/11/1969	at MIN	13-5
3	Ken Harrelson	6/14/1968	at CLE	7-2
3	Ted Williams	6/13/1957	at CLE	9-3
3	Ted Williams	5/8/1957	at CWS	4-1
3	Norm Zauchin*	5/27/1955	vs. WAS	16-0
3	Clyde Vollmer	7/26/1951	vs. CWS	13-10
3	Bobby Doerr	6/8/1950	vs. STL	29-4
3	Ted Williams	7/14/1946 (G1)	vs. CLE	11-10
3	Jim Tabor*	7/4/1939 (G2)	at PHA	18-12

* Rookie

Most Home Runs by Opponent in a Single Game

HR	PLAYER	DATE	OPP.	SCORE
3	Mark Teixeira	5/8/2010	vs. NYY	3-14
3	Adam Lind	9/29/2009	vs. TOR	7-8
3	Frank Thomas	9/17/2007	at TOR	1-6
3	Vernon Wells	5/30/2006	at TOR	5-8
3	Roberto Alomar	4/26/1997	at BAL	5-14
3	Frank Thomas	9/15/1996	vs. CWS	9-8
3	Mark McGwire	6/11/1995	vs. OAK	1-8
3	Tim Lincecum	4/18/1994	vs. CWS	1-12
3	Joe Carter	5/28/1987	vs. CLE	12-8
3	Joe Carter	8/29/1986	vs. CLE	3-7
3	Ben Oglivie	5/14/1983	at MIL	7-8 (10)
3	Freddie Patek	6/20/1980	vs. CAL	2-20
3	Bill Freehan	8/9/1971	vs. DET	11-12
3	Boog Powell	8/15/1966	vs. BAL	2-4 (11)
3	Harmon Killebrew	9/21/1963 (G1)	vs. MIN	4-13
3	Don Leppert	4/11/1963	at WAS	0-8
3	Bob Cerv	8/20/1959	at KCA	11-10
3	Bobby Avila	6/20/1951	vs. CLE	8-14
3	Sam Chapman	8/15/1946	at PHA	3-5
3	Mike Higgins	5/20/1940	at DET	7-10
3	Ken Keltner	5/25/1939	vs. CLE	0-11
3	Pinky Higgins	6/27/1935	at PHA	2-14
3	Lou Gehrig	6/23/1927	vs. NYY	4-11

Batting
Records

Home Run Records, Continued

Most Home Runs by Position

POSITION	SINGLE SEASON	CAREER
Pitcher	6 - W. Ferrell (1935), E. Wilson (1965), S. Siebert (1971)	17 - Earl Wilson
Catcher	26 - Carlton Fisk (1973, 1977)	190 - Jason Varitek
First Base	50 - Jimmie Foxx (1938)	217 - Mo Vaughn
Second Base	27 - Bobby Doerr (1948, 1950)	221 - Bobby Doerr
Third Base	30 - Butch Hobson (1977)	131 - Frank Malzone
Shortstop	40 - Rico Petrocelli (1969)	177 - Nomar Garciaparra
Left Field	45 - Manny Ramirez (2005)	477 - Ted Williams
Center Field	38 - F. Lynn (1979), T. Armas (1984)	123 - Fred Lynn
Right Field	36 - Tony Conigliaro (1970)	315 - Dwight Evans
Designated Hitter	47 - David Ortiz (2006)	373 - David Ortiz

Most Home Runs in a Single Game

HR	DATE	OPP.	PLAYERS	SCORE
8	9/4/2013	vs. DET	Napoli, Lavarnway, Nava, Middlebrooks, Ortiz (2), Ellsbury, Drew	20-4
8	7/4/1977	vs. TOR	Lynn (2), Scott (2), Carbo, Hobson, Rice, Yastrzemski	9-6
7	7/4/2003	at NYY	Mueller (2), Ortiz (2), Varitek (2), Ramirez	10-3
7	7/23/2002 (G1)	vs. TB	Garciaparra (3), Ramirez (2), Damon, Nixon	22-4
7	7/24/1999	at DET	Nixon (3), Garciaparra (2), Daubach, O'Leary	11-4
7	6/8/1950	vs. STL	Doerr (3), Dropto (2), Williams (2)	29-4

NOTE: Boston has hit 6 homers in a game 21 times, last on 4/7/2013 at Toronto.

Most Home Runs in an Inning

HR	DATE	OPP.	INN.	PLAYERS
4	5/20/2009	vs. TOR	5	Varitek, Ortiz, Bay, Lowell
4	4/22/2007	vs. NYY	3	Ramirez, Drew, Lowell, Varitek*
4	7/23/2002 (G1)	vs. TB	3	Damon, Garciaparra, Ramirez, Garciaparra
4	7/3/2000	at MIN	4	Everett, O'Leary, Varitek, Burkhart
4	7/18/1998	at DET	4	Sadler, Lewis, Garciaparra, Vaughn
4	5/31/1980	vs. MIL	4	Stapleton, Perez, Fisk, Hobson
4	7/4/1977	vs. TOR	8	Lynn, Rice, Yastrzemski, Scott
4	6/17/1977	vs. NYY	1	Burleson, Lynn, Fisk, Scott
4	8/26/1957	at KCA	7	Zauchin, Lepcio, Piersall, Malzone
4	5/22/1957	vs. CLE	6	Mauch, Williams, Gernert, Malzone
4	9/24/1940 (G1)	at PHA	6	Williams, Foxx, Cronin, Tabor

*Tied a ML record with 4 consecutive home runs in an inning

Career Grand Slam Leaders

Rank/Player	GS	Rank/Player	GS	Rank/Player	GS
1. T. Williams	17	Vaughn	7	V. Stephens	5
2. Ortiz	10	Yastrzemski	7	Wertz	5
3. Petrocelli	9	12. Burks	6	21. Brunansky	4
4. Doerr	8	Tabor	6	Cronin	4
Nixon	8	14. T. Conigliaro	5	Lowell	4
Rice	8	DiMaggio	5	Ruth	4
7. Foxx	7	Evans	5	Stuart	4
Jensen	7	Foy	5		
Ramirez	7	Garciaparra	5		

NOTE: The Red Sox have hit a total of 377 grand slams, including 217 at Fenway Park and 3 at the Huntington Avenue Grounds.

Single-Season Grand Slam Leaders

Rank/Player	GS	Year	Rank/Player	GS	Year	Rank/Player	GS	Year
1. Ruth	4	1919	Petrocelli	3	1972	T. Williams	3	1955
2. Napoli	3	2013	Yastrzemski	3	1969	Foxx	3	1940
Ramirez	3	2005	Stuart	3	1964	Foxx	3	1938
Vaughn	3	1995	Wertz	3	1960	11. 48 players	2	

NOTE: The Red Sox record for club grand slams in a season is 11 set in 2005. Boston's next-highest total is 9 grand slams in a season 5 times: 2013, 2001, 1987, 1950 and 1941.

Pitchers with Grand Slams

PITCHER	DATE	OPP.	SCORE	DECISION
Ellis Kinder	8/6/1950	at CWS	9-2 (G1)	Won
Wes Ferrell	8/12/1936	vs. PHA	6-4 (G1)	Won
Lefty Grove	7/27/1935	at PHA	6-7 (G1)	Lost
Babe Ruth	5/20/1919	at STL	6-4	Won

Home Run Records, Continued

Most Grand Slams in a Game

GRAND SLAMS	DATE	OPP.	PLAYERS
2	5/22/2008	vs. KC	Drew, Lowell
2	7/29/2003	at TEX	Mueller (2)
2	5/10/1999	vs. SEA	Garciparra (2)
2	5/2/1995	at NYY	Valentin, Vaughn
2	6/10/1987	at BAL	Burks, Barrett
2	8/7/1984 (G1)	vs. DET	Armas, Buckner
2	5/10/1960	vs. CWS	Wertz, Repulski
2	7/27/1946	at STL	York (2)
2	7/4/1939 (G2)	at PHA	Tabor (2)
2	5/13/1934	vs. CWS	Walters, Morgan

NOTE: The Red Sox own the major league record for most multi-slam games with 10.

Career Leadoff Home Run Leaders

Rank/Player	HR	Rank/Player	HR	Rank/Player	HR
1. Ellsbury.....	10	8. Burks.....	6	Youkilis.....	4
2. DiMaggio.....	9	Damon.....	6	16. Lake.....	3
T. Harper.....	9	10. Burleson.....	5	Mantilla.....	3
4. M. Andrews.....	8	11. Boggs.....	4	Pedroia.....	3
D. Evans.....	7	Bragg.....	4	Piersall.....	3
Garciparra.....	7	Carbo.....	4		
Hoopar.....	7	R. Smith.....	4		

Single-Season Leadoff Home Run Leaders

Rank/Player	HR	Year	Rank/Player	HR	Year	Rank/Player	HR	Year
1. Garciparra.....	7	1997	Harper.....	4	1973	R. Smith.....	3	1967
2. Evans.....	5	1985	Harper.....	4	1972	Lake.....	3	1945
3. Ellsbury.....	4	2011	Andrews.....	4	1970	Hoopar.....	3	1913
Youkilis.....	4	2006	10. Ellsbury.....	3	2013	15. 17 players.....	2	
Burks.....	4	1987	Ellsbury.....	3	2008			
Carbo.....	4	1975	Damon.....	3	2004			

NOTE: The Red Sox club record for most leadoff home runs in a season is 8 in 1997.

Career Pinch-Hit Home Run Leaders

Rank/Player	HR	Rank/Player	HR	Rank/Player	HR
1. T. Williams.....	7	Gedman.....	3	Varitek.....	3
2. Gomes.....	6	Hatteberg.....	3	Vollmer.....	3
3. Cronin.....	5	C. Maxwell.....	3	13. 23 players.....	22
4. Wilber.....	4	Spence.....	3		
5. Carbo.....	3	M. Stanley.....	3		

Single-Season Pinch-Hit Home Run Leaders

Rank/Player	HR	Year	Rank/Player	HR	Year	Rank/Player	HR	Year
1. Cronin.....	5	1943	Hatteberg.....	2	2000	Tillman.....	2	1962
2. Gomes.....	4	2013	Cummings.....	2	1998	Repulski.....	2	1960
Wilber.....	4	1953	M. Stanley.....	2	1997	T. Williams.....	2	1953
4. Carbo.....	3	1977	Gedman.....	2	1984	Vollmer.....	2	1950
T. Williams.....	3	1957	T. Perez.....	2	1982	Spence.....	2	1940
C. Maxwell.....	3	1951	Kosco.....	2	1972	Reynolds.....	2	1934
7. Gomes.....	2	2014	Peres.....	2	1971	Jolley.....	2	1933
Carp.....	2	2013	Ch. Schilling.....	2	1965			

NOTE: The Red Sox club record for most pinch-hit home runs in a season is 7 in 1953 and 2013.

Pinch-Hit Grand Slams

PLAYER	DATE	OPP.	PITCHER	INN.	SCORE
Mike Carp	9/11/2013	at TB	Roberto Hernandez	10	7-3
Kevin Millar	6/7/2003	at MIL	Jayson Durocher	7	11-10
Shea Hillenbrand	5/4/2002	at TB	Victor Zambrano	9	7-5
Rich Gedman	8/10/1986	at DET	Willie Hernandez	8	8-6
Vic Wertz	8/25/1960	vs. CLE	Don Newcombe	4	10-6
Rip Repulski	5/10/1960	vs. CWS	Don Ferrarese	8	9-7
Vic Wertz	8/14/1959	at NYY	Ryne Duren	8	11-6
Charlie Maxwell	8/2/1951 (G2)	vs. STL	Satchel Paige	7	11-6
Clyde Vollmer	8/27/1950	vs. CLE	Al Benton	7	11-9

Home Run Records, Continued

Career Inside-the-Park Home Run Leaders

Rank/Player	HR	Rank/Player	HR	Rank/Player	HR
1. Speaker.....	25	6. L. Gardner.....	14	He. Wagner.....	8
2. H. Ferris.....	24	Parent.....	14	12. Criger.....	6
3. J. Collins.....	21	8. Hooper.....	11	13. C. Young.....	5
Freeman.....	21	Du. Lewis.....	11	14. 5 players.....	4
5. C. Stahl.....	16	10. J. Stahl.....	8		

Single-Season Inside-the-Park Home Run Leaders

Rank/Player	HR	Year	Rank/Player	HR	Year	Rank/Player	HR	Year
1. H. Ferris.....	9	1903	Freeman.....	6	1901	H. Ferris.....	5	1902
2. Speaker.....	8	1912	C. Stahl.....	6	1901	Freeman.....	5	1902
3. Freeman.....	7	1903	7. Parent.....	5	1904	11. 13 players.....	4	
4. Speaker.....	6	1909	J. Collins.....	5	1902			

NOTE: The Red Sox club record for most inside-the-park home runs in a season is 38 in 1903.

Most Recent Inside-the-Park Home Runs by Red Sox

PLAYER	DATE	OPP.	PITCHER	INN.	ON BASE
Jacoby Ellsbury	9/19/2011 (G2)	vs. BAL	Jeremy Accardo	7	0
Kevin Youkilis	5/28/2007	vs. CLE	Roberto Hernandez	7	0
Trot Nixon	7/15/2005	vs. NYY	Darell May	2	2
Pokey Reese	5/8/2004	vs. KC	Jimmy Gobble	5	0
Kevin Millar	8/26/2003	vs. TOR	Aquilino Lopez	9	0
Darren Lewis	7/28/1998	at OAK	T. J. Mathews	6	2
Nomar Garciaparra	7/26/1998	vs. TOR	Pat Hentgen	7	2
Luis Rivera	6/21/1991	vs. OAK	Mike Moore	6	0
Mike Greenwell	9/1/1990	vs. NYY	Greg Cadaret	5	3
Bill Buckner	4/25/1990	vs. CAL	Kirk McCaskill	4	0

Most Recent Inside-the-Park Home Runs by Opponents

PLAYER	DATE	OPP.	PITCHER	INN.	ON BASE
Kevin Kiermaier	5/31/2014	vs. TB	Alex Wilson	8	0
Robert Andino	9/26/2011	at BAL	Josh Beckett	6	2
Adrian Beltre	7/23/2006	at SEA	Mike Timlin	8	0
David Newhan	7/21/2004	vs. BAL	Pedro Martinez	7	1
Carlos Beltran	4/29/2003	vs. KC	Tim Wakefield	3	0
Junior Spivey	6/9/2002	vs. ARI	Chris Haney	7	0
Roberto Alomar	6/18/1993	at TOR	Tony Fossas	8	0
Gene Larkin	5/26/1990	at MIN	Mike Boddicker	6	0
Junior Felix	6/2/1989	vs. TOR	Bob Stanley	9	3
Don Baylor	6/4/1984	at NYY	Bob Ojeda	1	1

Inside-the-Park Grand Slams

PLAYER	DATE	OPP.	PITCHER	INN.	SCORE
Mike Greenwell	9/1/1990	vs. NYY	Greg Cadaret	5	15-1
Gary Geiger	8/8/1961	vs. MIN	Camilo Pascual	3	5-6
Don Lenhardt	4/19/1952 (G1)	vs. PHA	Dick Fowler	4	11-2
Jim Tabor	7/4/1939 (G2)	at PHA	Lynn Nelson	6	18-12
Shano Collins	8/18/1921 (G1)	at DET	Red Oldham	1	6-5 (11)
Duffy Lewis	10/3/1912	at PHA	Boardwalk Brown	5	17-5
Duffy Lewis	5/13/1911	at DET	Ed Willett	9	13-11
Freddy Parent	7/8/1904	at NYY	Jack Powell	2	12-3
Hobe Ferris	6/5/1903	vs. CWS	Roy Patterson	5	10-8
Jimmy Collins	7/25/1902	vs. STL	Jack Harper	4	6-3

Career Extra-Inning Home Run Leaders

Rank/Player	HR	Rank/Player	HR	Rank/Player	HR
1. T. Williams.....	13	Gernert.....	5	Petrocelli.....	3
2. D. Ortiz.....	10	V. Stephens.....	5	Stuart.....	3
3. Jensen.....	8	11. Varitek.....	4	Tabor.....	3
Rice.....	8	12. T. Conigliaro.....	3	Tillman.....	3
Yastrzemski.....	8	Garciaparra.....	3	Vollmer.....	3
6. D. Evans.....	7	Lepcio.....	3	Youkilis.....	3
7. Foxx.....	6	Malzone.....	3		
8. Doerr.....	5	Napoli.....	3		

Home Run Records, Continued

Single-Season Extra-Inning Home Run Leaders

Rank/Player	HR	Year	Rank/Player	HR	Year	Rank/Player	HR	Year
1. Ortiz	3	2014	Yastrzemski	2	1975	Gernert	2	1958
Ortiz	3	2003	Montgomery	2	1973	T. Williams	2	1958
T. Williams	3	1946	Petrocelli	2	1969	Gernert	2	1952
4. Napoli	2	2014	Foy	2	1966	Vollmer	2	1951
Youkilis	2	2008	Horton	2	1965	T. Williams	2	1951
Ortiz	2	2005	Stuart	2	1963	Stephens	2	1949
Evans	2	1990	Tillman	2	1962	Tabor	2	1943
Evans	2	1985	Jensen	2	1961	Foxx	2	1941
Greenwell	2	1985	Buddin	2	1959	Foxx	2	1940
Armas	2	1984	Jensen	2	1959			

NOTE: The Red Sox club record for most extra-inning home runs in a season is 8 in 1951 and 1959.

Extra-Inning Grand Slams

PLAYER	DATE	OPP.	PITCHER	INN.	SCORE
Mike Carp	9/11/2013	at TB	Roberto Hernandez	10	7-3
Dwight Evans	5/19/1989	at OAK	Dennis Eckersley	10	7-4
Jim Rice	7/4/1984	vs. OAK	Gorman Heim Mueller	10	13-9
Bob Montgomery	7/8/1973	at CWS	Steve Kealey	10	11-2
George Smith	7/10/1966	vs. CWS	Juan Pizarro	10	10-6
Dick Stuart	4/28/1964	vs. BAL	Dick Hall	11	6-4
Carroll Hardy	4/11/1962	vs. CLE	Ron Taylor	12	4-0
Don Buddin	7/11/1959	vs. NYY	Bob Turley	10	8-4
Don Lenhardt	6/2/1952	vs. CWS	Ken Holcombe	10	6-2
Clyde Vollmer	7/28/1951	vs. CLE	Bob Feller	16	8-4
Vern Stephens	8/13/1949	vs. WAS	Joe Haynes	12	5-1
Leon Culberson	5/7/1946	vs. STL	Tex Shirley	14	10-6

Career Game-Ending Home Run Leaders

Rank/Player	HR	Rank/Player	HR	Rank/Player	HR
1. Ortiz	10	Garcia Parra	3	O'Leary	2
2. Foxx	8	S. White	3	Petrocelli	2
3. Doerr	6	T. Williams	3	Piersall	2
Jensen	6	13. Boggs	2	Romine	2
5. Rice	5	Fisk	2	Tabor	2
V. Stephens	5	Geiger	2	Varitek	2
7. D. Evans	4	Gomes	2	Vaughn	2
Yastrzemski	4	Malzone	2	Youkilis	2
9. W. Ferrell	3	Napoli	2		

Single-Season Game-Ending Home Run Leaders

Rank/Player	HR	Year	Rank/Player	HR	Year	Rank/Player	HR	Year
1. Foxx	4	1940	Ortiz	2	2005	Foxx	2	1938
2. Ortiz	3	2006	Garcia Parra	2	1998	W. Ferrell	2	1935
3. Gomes	2	2013	V. Stephens	2	1948			

NOTE: The Red Sox club record for most game-ending home runs in a season is 6 in 1959.

Game-Ending Grand Slams

PLAYER	DATE	OPP.	PITCHER	INN.	SCORE
Rico Brogna	8/14/2000	vs. TB	Billy Taylor	9	7-3
Nomar Garcia Parra	9/2/1998	vs. SEA	Bobby Ayala	9	7-3
Mo Vaughn	4/10/1998	vs. SEA	Paul Spoljaric	9	9-7
Bob Zupcic	6/30/1992	vs. DET	Mike Hennehan	9	8-5
Jim Rice	7/4/1984	vs. OAK	Gorman Heim Mueller	10	13-9
Ken Harrelson	6/13/1968 (G2)	vs. CAL	Andy Messersmith	9	5-1
George Smith	7/10/1966 (G2)	vs. CWS	Juan Pizarro	10	10-6
Dick Stuart	4/28/1964	vs. BAL	Dick Hall	11	6-4
Carroll Hardy	4/11/1962	vs. CLE	Ron Taylor	12	4-0
Don Buddin	7/11/1959	vs. NYY	Bob Turley	10	8-4
Mickey Owen	7/19/1954 (G1)	vs. BAL	Mike Blyzka	9	9-7
Sammy White	6/11/1952	vs. STL	Satchel Paige	9	11-9
Don Lenhardt	6/2/1952	vs. CWS	Ken Holcombe	10	6-2
Clyde Vollmer	7/28/1951	vs. CLE	Bob Feller	16	8-4
Vern Stephens	8/24/1950	vs. STL	Ned Garver	9	6-2
Vern Stephens	8/13/1949	vs. WAS	Joe Haynes	12	5-1
Jake Jones	6/15/1947 (G2)	vs. CWS	Orval Grove	9	8-4
Leon Culberson	5/7/1946	vs. STL	Tex Shirley	14	10-6
Jimmie Foxx	8/23/1938 (G2)	vs. CLE	Willis Hudlin	9	14-12

Home Run Records, Continued

Red Sox Career Home Run Leaders at Fenway Park

Rank/Player	Fenway HR	Rank/Player	Fenway HR
1. Ted Williams.....	248	14. Nomar Garciaparra.....	86
2. Carl Yastrzemski.....	237	Jackie Jensen.....	86
3. Jim Rice.....	208	16. Jason Varitek.....	85
4. Dwight Evans.....	199	17. Reggie Smith.....	76
5. David Ortiz	186	18. Joe Cronin.....	74
6. Bobby Doerr.....	145	19. Vern Stephens.....	70
7. Manny Ramirez.....	136	20. Fred Lynn.....	69
8. Rico Petrocelli.....	134	21. Frank Malzone.....	68
9. Jimmie Foxx.....	126	22. Dick Gernert.....	66
10. Mo Vaughn.....	118	23. Kevin Youkilis.....	65
11. Carlton Fisk.....	90	24. Mike Greenwell.....	64
George Scott.....	90	25. Troy O'Leary.....	61
13. Tony Conigliaro.....	87	John Valentin.....	61

Longest Known Home Runs at Fenway Park

On June 19, 1977, Carl Yastrzemski hit the longest known home run to the right of the bleachers, an 8th-inning bomb off Yankees RHP Dick Tidrow. It reached approximately 460 feet before striking the facing of the right-field roof about 20 feet to the right of where the retired No. 42 now appears. It is the only ball to reach the right-field roof façade.

On September 21, 1956, Mickey Mantle of the Yankees, batting left-handed, hit the longest known homer to straight-away center field off RHP Frank Sullivan. It carried approximately 480 feet before it struck one foot below the top of the brick barrier located behind Section 36.

On June 9, 1946, Ted Williams hit a 502-foot home run to right off Detroit RHP Fred Hutchinson. The ball landed on top of the straw hat of Joseph A. Boucher, 56, a construction engineer from Albany, NY who was sitting in Section 42, Row 37, Seat 21. "The sun was right in our eyes," he said. "All we could do was duck. I'm glad I didn't stand up. They say it bounced a dozen rows higher, but after it hit my head, I was no longer interested." At that time the bleachers were benches and not individual seats.

Six home runs were hit over the old center field wall to the right of the flag pole (see table below). The elevation over the old brick wall was installed prior to the 1976 season and was removed prior to the 2003 season. No one hit a home run over that elevation that was in place from 1976-2002.

DATE	PLAYER, TEAM	PITCHER, TEAM	INNING
7/18/1975	Jim Rice, BOS	Steve Busby, KC	3rd
9/29/1973	Bobby Mitchell, MIL	Rogelio Moret, BOS	3rd
5/16/1970	Carl Yastrzemski, BOS	Dennis Higgins, CLE	8th
4/20/1957	Bill Skowron, NYY	Bob Porterfield, BOS	7th
8/12/1937 (G1)	Jimmie Foxx, BOS	Kemp Wicker, NYY	8th
5/22/1937	Hank Greenberg, DET	Wes Ferrell, BOS	5th

Major League Ballparks with the Most Regular Season Home Runs

RANK	BALLPARK	TEAM	HR	YEARS
1.	Wrigley Field	Cubs	12,696	1914-present
2.	Fenway Park	Red Sox	11,833	1912-present
3.	Yankee Stadium	Yankees	11,270	1923-2008
4.	Tiger Stadium	Tigers	11,111	1912-2000

NOTE: The Red Sox have hit 6,209 home runs in Fenway Park. Kevin Millar hit No. 10,000 in Fenway Park history on 8/9/2003 vs. Baltimore.

Home Runs in First Red Sox Plate Appearance

PLAYER	DATE	OPP.	PITCHER	INN.	ON BASE	SCORE
Daniel Nava*	6/12/2010	vs. PHI	Joe Blanton	2	3	10-2
Darnell McDonald (PH)	4/20/2010	vs. TEX	Darren Oliver	8	1	4-6
Orlando Cabrera	8/1/2004	at MIN	Johan Santana	1	0	3-4
Curtis Pride (PH)	9/19/1997	vs. CWS	Keith Foulke	9	0	4-5
Rob Deer	8/22/1993	vs. CLE	Derek Lilliquist	2	0	2-3
John Kennedy (PH)**	7/5/1970	vs. CLE	Rick Austin	5	0	8-4
Ken Harrelson	8/29/1967 (G2)	at NYY	Bill Monbouquette	2	0	3-4 (20)
Rip Repulski	5/10/1960	vs. CWS	Don Ferrarese	8	3	9-7
Vern Stephens	4/19/1948 (G1)	vs. PHA	Phil Marchildon	2	0	4-5 (11)
Eddie Pellagrini*	4/22/1946	vs. WAS	Sid Hudson	7	0	5-4
Lefty LeFebvre*	6/10/1938	vs. CWS	Mike Kreevich	8	1	2-15

* First ML plate appearance ** Inside-the-park

NOTE: Bob Tillman hit a solo homer in his 1st career at-bat (walked in 1st 2 PA's) off Ted Bowsfield of the Angels in the 4th inning on 5/19/1962 at Fenway Park

Home Run Records, Continued

Inside-The-Park and Conventional Home Runs in Same Game

PLAYER	DATE	INN.	INSIDE	INN.	CONV.	OPP.
Pokey Reese	5/8/2004	5	5	6	6	vs. KC
Tony Armas	9/24/1983	8	8	1	1	at DET
Carl Yastrzemski	4/10/1968	9	9	7	7	at DET
Dick Stuart	8/19/1963	2	2	9	9	vs. CLE
Jim Tabor	7/4/1939 (G2)	6	6	3	3	vs. PHA
Bill Regan	6/16/1928	4	4	4	4	vs. CWS
Buck Freeman	7/17/1901	9	9	6	6	vs. CLE

Team Home and Road Home Run Highs

Home

Rank/Year	HR	Rank/Year	HR
1. 1977.....	124	2003.....	111
2. 1996.....	121	8. 1969.....	105
1979.....	121	9. 1984.....	100
4. 1970.....	117	1964.....	100
5. 2009.....	114	1950.....	100
6. 2004.....	111	12. 2010.....	98

Road

Rank/Year	HR	Rank/Year	HR
1. 2003.....	127	7. 2005.....	107
2. 2010.....	113	8. 1995.....	105
3. 2011.....	112	9. 2001.....	101
1998.....	112	2000.....	101
5. 2004.....	111	11. 2002.....	100
6. 2006.....	109	12. 2009.....	98

Most At-Bats Without a Home Run in a Season

Rank/Player	AB	YEAR	AVG.	RBI	POSITION
1. Doc Cramer	658	1938	.301	71	CF
2. Tom Oliver	646	1930	.293	46	CF
3. Doc Cramer	643	1936	.292	41	CF
4. Johnny Pesky	638	1947	.324	39	SS
5. Jerry Remy	636	1982	.280	47	2B
6. Bill Wambsganss	632	1924	.275	49	2B
7. Freddy Parent	602	1905	.234	33	SS
8. Billy Goodman	599	1955	.294	52	2B
9. Jerry Remy	592	1983	.275	43	2B
10. Doc Cramer	589	1939	.311	56	CF

Top Pairs of Major League Teammates Homering in Same Game

NO.	PLAYERS	HR	NO.	PLAYERS	HR
1.	Hank Aaron/Eddie Mathews	75	10.	Yogi Berra/Mickey Mantle	55
2.	Lou Gehrig/Babe Ruth	73	11.	Jay Buhner/Ken Griffey Jr.	53
3.	Willie Mays/Willie McCovey	68	12.	Jim Edmonds/Albert Pujols	52
4.	Gil Hodges/Duke Snider	67	13.	Orlando Cepeda/Willie Mays	50
5.	Ron Santo/Billy Williams	64		Ryan Howard/Chase Utley	50
6.	Bob Allison/Harmon Killebrew	61	15.	David Ortiz/Manny Ramirez	48
7.	Andruw Jones/Chipper Jones	59		Manny Ramirez/Jim Thome	48
8.	Dwight Evans/Jim Rice	56			
9.	Joe Adcock/Eddie Mathews	56			

Top Pairs of Red Sox Teammates Homering in Same Game

NO.	PLAYERS	HR	NO.	PLAYERS	HR
1.	Dwight Evans/Jim Rice.....	56	15.	Carlton Fisk/Jim Rice.....	24
2.	David Ortiz/Manny Ramirez.....	48		Jimmie Fox/Ted Williams.....	24
3.	Bobby Doerr/Ted Williams.....	38		Joe Cronin/Jimmie Fox.....	24
4.	Tony Conigliaro/Carl Yastrzemski.....	29	18.	David Ortiz/Dustin Pedroia.....	22
5.	Trot Nixon/Manny Ramirez.....	28		Fred Lynn/Jim Rice.....	22
	Rico Petrocelli/Carl Yastrzemski.....	28		Fred Lynn/Carl Yastrzemski.....	22
7.	David Ortiz/Jason Varitek.....	27	21.	Dwight Evans/Carl Yastrzemski.....	21
	Jim Rice/Carl Yastrzemski.....	27		Carlton Fisk/Carl Yastrzemski.....	21
	George Scott/Carl Yastrzemski.....	27		Vern Stephens/Ted Williams.....	21
10.	Reggie Smith/Carl Yastrzemski.....	26	24.	Butch Hobson/Jim Rice.....	20
11.	David Ortiz/Kevin Youkilis.....	25		Rico Petrocelli/Reggie Smith.....	20
	Manny Ramirez/Jason Varitek.....	25			
	John Valentin/Mo Vaughn.....	25			
	Jackie Jensen/Ted Williams.....	25			

Home Run Records, Continued

Career Multi-Homer Game Leaders

Rank/Player	G	Rank/Player	G	Rank/Player	G
1. Ortiz	45	9. Garciparra.....	17	Valentin	11
T. Williams	37	10. Doerr	14	Varitek	11
3. Rice	35	11. V. Stephens.....	13	Armas	10
4. M. Ramirez	28	12. Lynn	12	20. T. Conigliaro	9
5. Yastrzemski	27	Malzone	12	Petrocelli.....	9
6. Foxx	23	G. Scott.....	12	Youkilis	9
7. D. Evans.....	22	R. Smith.....	12	23. Jensen	8
Vaughn	22	16. Fisk	11	Stuart.....	8

Single-Season Multi-Homer Game Leaders

Rank/Player	G	Year	Rank/Player	G	Year	Rank/Player	G	Year
1. Foxx	10	1938	Ortiz	6	2006	11. Ramirez	5	2001
2. Ortiz	9	2005	Ortiz	6	2003	Garciparra.....	5	1999
3. Ramirez	7	2002	Vaughn	6	1996	Rice	5	1979
Rice	7	1977	Armas	6	1983	Fisk	5	1977
5. Ortiz	6	2014	Rice	6	1983	Yastrzemski	5	1967
						15. 26 players.....	4	

Rookie Home Run Leaders

Rank/Player	HR	Year	Rank/Player	HR	Year	Rank/Player	HR	Year
1. Dropto	34	1950	Fisk	22	1972	15. Pagliaroni	16	1961
2. T. Williams	31	1939	9. Daubach	21	1999	J. Jones	16	1947
3. Garciparra.....	30	1997	Lynn	21	1975	17. Middlebrooks	15	2012
4. G. Scott	27	1966	11. Burks	20	1987	T. Nixon	15	1999
Zaichin.....	27	1955	12. Greenwell.....	19	1987	R. Smith	15	1967
6. T. Conigliaro	24	1964	Gernert	19	1952	Foy.....	15	1966
7. Rice	22	1975	14. B. Conigliaro.....	18	1970	Malzone	15	1957

Most Home Runs at Home in a Single Season

Rank/Player	HR	Year	Rank/Player	HR	Year	Rank/Player	HR	Year
1. Foxx	35	1938	9. Dropto	24	1950	17. Ramirez	21	2001
2. Lynn.....	28	1979	10. Ramirez	23	2004	Armas	21	1984
Rice	28	1978	T. Conigliaro	23	1965	Yastrzemski	21	1969
4. Vaughn.....	27	1996	T. Williams	23	1949	V. Stephens	21	1949
Rice	27	1979	13. Ortiz	22	2006	Foxx	21	1936
Rice	27	1977	Ramirez	22	2005	22. Ortiz	20	2005
Yastrzemski	27	1967	Yastrzemski	22	1970	Vaughn	20	1997
8. Stuart.....	25	1963	Petrocelli.....	22	1969	Petrocelli.....	20	1970

Most Home Runs on the Road in a Single Season

Rank/Player	HR	Year	Rank/Player	HR	Year	Rank/Player	HR	Year
1. Ortiz	32	2006	Armas	22	1984	Foxx.....	20	1936
2. Ortiz	27	2005	11. Bay	21	2009	Ruth.....	20	1919
3. T. Williams	26	1957	Vaughn	21	1998	21. Ortiz	19	2007
4. Ortiz	24	2014	13. Ramirez	20	2004	Ramirez	19	2006
Ortiz	24	2004	Ramirez	20	2001	Ramirez	19	2003
Vaughn	24	1995	Evans	20	1987	Garciparra.....	19	1997
7. Ramirez	23	2005	T. Williams	20	1949	Armas	19	1983
Rice	23	1983	T. Williams	20	1946	Yastrzemski	19	1969
9. Baylor	22	1986	T. Williams	20	1942			

NOTE: Tony Armas (1984), Jimmie Foxx (1936), David Ortiz (2005-06), Manny Ramirez (2001, 2004-05) and Ted Williams (1949) are the only Red Sox ever with at least 20 homers in a season at home and on the road. Ortiz tied Babe Ruth's (1927) AL record with 32 road home runs in 2006.

Red Sox Monthly Home Run Records

MONTH	HR	NAME	YEAR	TOTAL
April	10	David Ortiz	2006	54
May	13	Jim Rice	1978	46
June	14	Jackie Jensen	1958	35
July	14	David Ortiz	2006	54
August	13	Dwight Evans	1987	34
	13	Jimmie Foxx	1940	36
September	11	David Ortiz	2005	47
Sept.-Oct.	12	Manny Ramirez (9 in Sept., 3 in Oct.)	2005	45
	12	Jimmie Foxx (10 in Sept., 2 in Oct.)	1938	50

Individual Pitching Records

Single Season

MOST BASES ON BALLS, left-handed	134, Mel Parnell, 1949
MOST BASES ON BALLS, right-handed	121, Mike Torrez, 1979; Don Schwall, 1962
LOWEST OPPONENTS BATTING AVERAGE	.167*, Pedro Martinez, 2000
LOWEST EARNED RUN AVERAGE, left-handed	0.96+, Dutch Leonard (224.2 IP), 1914
LOWEST EARNED RUN AVERAGE, right-handed	1.26, Cy Young (299.0 IP), 1908
MOST EARNED RUNS	140, Wes Ferrell, 1936
MOST GAMES, left-handed	74, Rob Murphy, 1989
MOST GAMES, right-handed	81, Mike Timlin, 2005
MOST COMPLETE GAMES	41, Cy Young, 1902
MOST GAMES FINISHED	69, Tom Gordon, 1998
MOST HITS	350, Cy Young, 1902
MOST CONSECUTIVE BATTERS RETIRED	37, Koji Uehara , 2013
MOST CONSECUTIVE BATTERS RETIRED, without a hit	76+, Cy Young, 1904
MOST HIT BATSMEN	20, Bronson Arroyo, 2004; Howard Ehmke, 1923
MOST HOME RUNS, left-handed	35, Bruce Hurst, 1987
MOST HOME RUNS, right-handed	38, Tim Wakefield, 1996
MOST HOME RUNS, bases loaded	3, Ramon Martinez, 2000
MOST HOME RUNS, leadoff	5, Pedro Martinez, 2004
MOST INNINGS, left-handed	326.1, Babe Ruth, 1917
MOST INNINGS, right-handed	384.2, Cy Young, 1902
MOST INNINGS, as reliever	168.1*, Bob Stanley, 1982
MOST CONSECUTIVE INNINGS, hitless	24.0+, Cy Young, 1904
MOST CONSECUTIVE INNINGS, scoreless	45.2, Cy Young, 1904
MOST CONSECUTIVE GAMES, scoreless	27, Koji Uehara , 2013
MOST LOSSES, left-handed	18, Hal Wiltse, 1927
MOST LOSSES, right-handed	25, Red Ruffing, 1928
MOST CONSECUTIVE LOSSES	14, Joe Harris, 1906
LOWEST OPPONENTS ON-BASE PERCENTAGE	.213+, Pedro Martinez, 2000
LOWEST WALKS AND HITS PER INNING PITCHED	0.74+, Pedro Martinez, 2000
MOST RUNS	172, Ted Lewis, 1901
MOST SAVES, left-handed	24, Tom Burgmeier, 1980
MOST SAVES, right-handed	46, Tom Gordon, 1998
MOST SAVES, one month	12, Bob Stanley, Aug. 1980
MOST CONSECUTIVE SAVES	43, Tom Gordon, 1998
MOST CONSECUTIVE SAVES, any season	54*, Tom Gordon, 4/19/1998-5/31/1999
MOST CONSECUTIVE SAVES, to start season	20, Jonathan Papelbon, 2006
MOST CONSECUTIVE SEASONS, 30 or more saves	6, Jonathan Papelbon, 2006-11
MOST SHUTOUT WINS, left-handed	9**, Babe Ruth, 1916
MOST SHUTOUT WINS, right-handed	10, Joe Wood, 1912; Cy Young, 1904
MOST SHUTOUT WINS, by score of 1-0	5**, Joe Bush, 1918
MOST SHUTOUT LOSSES	8, Joe Harris, 1906
MOST STARTS, left-handed	41, Babe Ruth, 1916
MOST STARTS, right-handed	43, Cy Young, 1902
MOST STRIKEOUTS, left-handed	225, Jon Lester, 2009 and 2010
MOST STRIKEOUTS, right-handed	313, Pedro Martinez, 1999
MOST STRIKEOUTS, per 9.0 innings	13.2*, Pedro Martinez, 1999
MOST GAMES, 10 or more strikeouts	19, Pedro Martinez, 1999
MOST CONSECUTIVE GAMES, 10 or more strikeouts	8+, Pedro Martinez, 1999
MOST WILD PITCHES	21, Earl Wilson, 1963
HIGHEST WINNING PERCENTAGE	.882, Bob Stanley (15-2), 1978
MOST WINS, left-handed	25, Mel Parnell, 1949
MOST WINS, right-handed	34, Joe Wood, 1912
MOST WINS, as reliever	16, Dick Radatz, 1964
MOST WINS, at home	19, Cy Young, 1901
MOST WINS, at Fenway Park	18, Joe Wood, 1912
MOST WINS, on road	16, Joe Wood, 1912
MOST CONSECUTIVE WINS	16**, Joe Wood, 1912
MOST CONSECUTIVE WINS, at home	13, Dave Ferriss, 1946; Tex Hughson, 1944
MOST CONSECUTIVE WINS, on road	11, Dutch Leonard, 1914
MOST CONSECUTIVE WINS, to start season	14, Roger Clemens, 1986

+ML record (since 1900) ++tied for ML record *AL record **tied for AL record

Individual Pitching Records, Continued

Single Season Rookie

MOST BASES ON BALLS.....	110, Don Schwall, 1961
LOWEST EARNED RUN AVERAGE.....	2.39, Dutch Leonard, 1913
MOST GAMES.....	66, Hideki Okajima, 2007
MOST COMPLETE GAMES.....	26, Dave Ferriss, 1945; George Winter, 1901
MOST INNINGS.....	275.2, Buck O'Brien, 1912
MOST WINS.....	21, Dave Ferriss, 1945
MOST LOSSES.....	21, Joe Harris, 1906
MOST SAVES.....	35, Jonathan Papelbon, 2006
MOST SHUTOUTS.....	5, Dave Ferriss, 1945
MOST STARTS.....	34, Buck O'Brien, 1912
MOST STRIKEOUTS.....	201, Daisuke Matsuzaka, 2007
MOST STRIKEOUTS, game.....	15, Roger Clemens, 8/21/1984 vs. KC
MOST RUNS.....	149, Ted Wingfield, 1925

Single Game

MOST BALKS.....	4**, John Dopsop, 6/13/1989 vs. DET
MOST BASES ON BALLS.....	12, Fritz Ostermueller, 7/30/1935 at WAS
MOST BASES ON BALLS, in relief.....	11, Mickey McDermott, 5/20/1948 at CLE; Ken Chase, 6/13/1943 vs. WAS (G1)
MOST CONSECUTIVE BATTERS RETIRED.....	34, Waite Hoyt, 9/24/1919 (G2) at NYY (2nd to 13th)
MOST EXTRA-BASE HITS.....	10, Curt Schilling, 8/10/2006 at KC
FEWEST HITS ALLOWED, complete game in ML debut.....	1+, Billy Rohr, 4/14/1967 at NYY, 3-0
MOST HOME RUNS.....	6+, Tim Wakefield, 8/8/2004 at DET
MOST INNINGS.....	24.0**, Joe Harris, 9/1/1906 vs. PHA (L, 4-1)
MOST INNINGS, in relief.....	11.0, Babe Ruth, 5/15/1919 at CWS (W); Ted Lewis, 7/27/1901 at CWS (L)
MOST CONSECUTIVE SCORELESS INNINGS.....	20.0*, Joe Harris, 9/1/1906 (4th thru 23rd) vs. PHA
MOST STRIKEOUTS, 9 innings.....	20+, Roger Clemens, 9/18/1996 at DET; 4/29/1986 vs. SEA
MOST STRIKEOUTS, in relief.....	12, Diego Segui, 9/22/1974 (7.2 IP) vs. BAL
MOST CONSECUTIVE STRIKEOUTS.....	8, Roger Clemens, 4/29/1986 vs. SEA
MOST WILD PITCHES.....	4, Daisuke Matsuzaka, 5/27/2009 at MIN; Milt Gaston, 9/14/1929 vs. DET

Single Inning

MOST BATTERS FACED.....	16+, Howard Ehmke, 9/28/1923 (6th) vs. NYY; Lefty O'Doul, 7/7/1923 (6th) vs. CLE; Doc Adkins, 7/8/1902 (6th) vs. PHA
MOST HITS.....	12+, Doc Adkins, 7/8/1902 (6th) vs. PHA
MOST RUNS.....	13+, Lefty O'Doul, 7/7/1923 (6th) at CLE (G1)
MOST STRIKEOUTS.....	4+, Tim Wakefield, 8/10/1999 (9th) at KC
MOST WALKS.....	6, Lefty O'Doul, 7/7/1923 (6th) at CLE

+ML record (since 1900) ++tied for ML record *AL record **tied for AL record

Longest Winning Streaks (Single Season)

RANK/PITCHER	NO.	DATES	RANK/PITCHER	NO.	DATES
1. J. Wood	16	7/8-9/15/1912	J. Kramer	11	6/3-8/3/1948
2. Clemens	14	4/11-6/27/1986*	Hughson	11	6/30-8/23/1942
3. Kinder	13	7/28-9/24/1949	10. Wakefield	10	6/29-8/13/1995
4. Ferriss	12	7/12-9/2/1946	Boddicker	10	4/30-7/2/1990
Leonard (L)	12	6/2-8/9/1914	Radatz	10	5/15-7/21/1963
C. Young	12	6/2-7/16/1901	Delock	10	5/1-7/20/1958*
6. Buchholz	11	4/3-9/15/2013*	Ferriss	10	4/26-6/9/1946*
B. Stanley	11	5/6-8/28/1978	C. Young	10	5/3-6/8/1902
Moret (L)	11	4/22-9/12/1973*			

(L) left-hander * from start of season

NOTE: Ellis Kinder defeated the Chicago White Sox in 18 straight decisions from 7/22/1948-5/12/1953. Mel Parnell beat the Washington Senators in 17 straight decisions from 7/8/1948-9/20/1952. Joe Wood defeated the St. Louis Browns in 15 straight decisions from 5/25/1911-9/26/1914. Tom Brewer defeated the Philadelphia/Kansas City Athletics in 14 straight decisions from 7/2/1954-7/24/1957. Jon Lester defeated the Orioles in his first 14 career decisions against the club from 8/13/2006-4/28/2011.

Club Pitching Records

Team Pitching

MOST BASES ON BALLS.....	748 in 1950
FEWEST BASES ON BALLS.....	233* in 1904
MOST COMPLETE GAMES.....	148+ in 1904
FEWEST COMPLETE GAMES.....	2 in 2011
LOWEST ERA.....	2.12 in 1904
HIGHEST ERA.....	5.02 in 1932
MOST HOME RUNS.....	190 in 2012; 1987
MOST HOME RUNS, home.....	97 in 2012 (81 games); 1966 (81 games)
MOST HOME RUNS, road.....	115 in 1987 (82 games)
MOST HOME RUNS, leadoff.....	8 in 1999
MOST HOME RUNS, extra innings.....	7 in 1987; 1969
MOST HOME RUNS, bases loaded.....	8 in 2005; 2004
MOST HOME RUNS, pinch hit.....	8 in 1991
MOST HOME RUNS, one month.....	49, June 1966 (31 games)
FEWEST HOME RUNS.....	6* in 1913
FEWEST HOME RUNS, since 1946.....	82 in 1949
MOST SAVES.....	53 in 1998
MOST PITCHERS, 10 or more saves.....	3++ in 1999
MOST SHUTOUTS.....	26 in 1918
FEWEST SHUTOUTS.....	3 in 1994; 1932; 1923
MOST CONSECUTIVE SHUTOUTS.....	3, 10 times, last time 4/25-29(G1)/2004
MOST STRIKEOUTS.....	1,294 in 2013 (162 games)
FEWEST STRIKEOUTS.....	310 in 1925 (152 games)

Team Pitching, Game

LARGEST LEAD RELINQUISHED IN LOSS.....	10 runs up, 6/4/1989 vs. TOR (10-0 after 6 inn., lost 13-11 in 12 inn.)
MOST RUNS.....	27-3 loss, 7/7/1923 (G1) at CLE
MOST RUNS, shutout.....	19-0 loss, 5/18/1955 vs. CLE
MOST HOME RUNS.....	7, 8/8/2004 at DET; 5/17/1967 vs. BAL; 5/30/1961 vs. NYY
MOST STRIKEOUTS, 9-inning game.....	20++, 9/18/1996 at DET, (W, 4-0); 4/29/1986 vs. SEA (W, 3-1)
MOST WALKS, 9-inning game.....	18++, 5/20/1948 at CLE (L, 4-13), Harris 7 (1.1 IP), McDermott 11 (6.2 IP)

+ML record (since 1900) ++tied for ML record *AL record **tied for AL record



Pedro Martinez established a club record with an AL-best 313 strikeouts in 1999.

Single-Season Pitching Leaders

Wins

1. J. Wood.....	*34-5, 1912
2. C. Young.....	*33-10, 1901
3. C. Young.....	*32-11, 1902
4. C. Young.....	*28-9, 1903
5. C. Young.....	26-16, 1904
6. Parnell (L).....	*25-7, 1949
Ferriss.....	25-6, 1946
Ferrell.....	*25-14, 1935
9. Clemens.....	*24-4, 1986
Ruth (L).....	24-13, 1917

Strikeouts

1. P. Martinez.....	*313, 1999
2. Clemens.....	*291, 1988
3. P. Martinez.....	*284, 2000
4. J. Wood.....	258, 1912
5. Clemens.....	*257, 1996
6. Clemens.....	256, 1987
7. P. Martinez.....	251, 1998
8. Lonborg.....	*246, 1967
9. Clemens.....	*241, 1991
10. P. Martinez.....	*239, 2002

Games Started

1. C. Young.....	*43, 1902
2. Dinneen.....	42, 1902
3. Ruth (L).....	*41, 1916
C. Young.....	41, 1904
C. Young.....	41, 1901
6. Lonborg.....	†39, 1967
Ehmke.....	39, 1923
8. 7 players.....	38

Shutouts

1. J. Wood.....	*10, 1912
C. Young.....	*10, 1904
3. Ruth (L).....	*9, 1916
4. Clemens.....	*8, 1988
Mays.....	†8, 1918
6. Clemens.....	*7, 1987
Tiant.....	*7, 1974
Bush.....	7, 1918
Leonard (L).....	7, 1914
C. Young.....	*7, 1903

10-Strikeout Games

1. P. Martinez.....	*19, 1999
2. P. Martinez.....	*15, 2000
3. Clemens.....	*12, 1988
4. P. Martinez.....	*9, 2002
P. Martinez.....	*9, 2001
Clemens.....	†9, 1987
7. P. Martinez.....	8, 1998
Clemens.....	*8, 1996
Clemens.....	†8, 1986
Lonborg.....	*8, 1967

Losses

1. Ruffing.....	*10-25, 1928
2. Ruffing.....	*9-22, 1929
3. S. Harriss.....	*14-21, 1927
J. Harris.....	†2-21, 1906
C. Young.....	†13-21, 1906
Dinneen.....	*21-21, 1902
7. Gaston.....	†13-20, 1930
Ja. Russell.....	†9-20, 1930
Ehmke.....	9-20, 1925
S. Jones.....	12-20, 1919

Earned Run Average

1. Leonard (L).....	*0.96, 1914
2. C. Young.....	1.26, 1908
3. J. Wood.....	*1.49, 1915
4. R. Collins (L).....	1.62, 1910
5. C. Young.....	*1.62, 1901
6. Shore.....	1.64, 1915
7. J. Wood.....	1.68, 1910
8. Foster.....	1.70, 1914
9. P. Martinez.....	*1.74, 2000
10. Mays.....	1.74, 1917

Games

1. Timlin.....	*81, 2005
2. G. Harris.....	*80, 1993
3. Radatz.....	79, 1964
4. Timlin.....	76, 2004
5. Slocumb.....	75, 1996
6. Lowe.....	74, 2000
Lowe.....	74, 1999
R. Murphy (L).....	74, 1989
9. 4 players.....	73

Complete Games

1. C. Young.....	*41, 1902
2. C. Young.....	40, 1904
3. Dinneen.....	39, 1902
4. C. Young.....	38, 1901
5. Dinneen.....	37, 1904
6. Ruth (L).....	*35, 1917
J. Wood.....	*35, 1912
8. C. Young.....	†34, 1903
9. C. Young.....	33, 1907
10. Dinneen.....	32, 1903

Home Runs Allowed

1. Wakefield.....	38, 1996
2. E. Wilson.....	37, 1964
3. Beckett.....	36, 2006
4. Wakefield.....	*35, 2005
Hurst (L).....	35, 1987
6. Wise.....	34, 1975
Monbouquette.....	34, 1964
8. Conley.....	33, 1961
9. Boyd.....	32, 1986
Tudor (L).....	32, 1983
Tiant.....	32, 1973
Monbouquette.....	32, 1965

Win Pct. (Min. 15 decisions)

1. B. Stanley.....	.882, 1978
2. J. Wood.....	*.872, 1912
3. Moret (L).....	*.867, 1973
4. Matsuzaka.....	.857, 2008
Clemens.....	*.857, 1986
6. P. Martinez.....	*.852, 1999
7. P. Martinez.....	*.833, 2002
8. Moret (L).....	*.824, 1975
9. Ferriss.....	*.806, 1946
10. Kinder.....	*.793, 1949

Saves

1. T. Gordon.....	*46, 1998
2. Lowe.....	†42, 2000
3. Papelbon.....	41, 2008
4. Urbina.....	40, 2002
Reardon.....	40, 1991
6. Papelbon.....	38, 2009
7. Papelbon.....	37, 2010
Papelbon.....	37, 2007
9. Papelbon.....	35, 2006
10. 2 players.....	33

Innings

1. C. Young.....	*384.2, 1902
2. C. Young.....	380.0, 1904
3. Dinneen.....	371.1, 1902
C. Young.....	371.1, 1901
5. J. Wood.....	344.0, 1912
6. C. Young.....	343.1, 1907
7. C. Young.....	*341.2, 1903
8. Dinneen.....	335.2, 1904
9. Ruth (L).....	326.1, 1917
10. Ruth (L).....	323.2, 1916

Walks

1. Parnell (L).....	134, 1949
2. McDermott (L).....	124, 1950
3. Torrez.....	*121, 1979
Schwall.....	121, 1962
5. Newsom.....	119, 1937
Ja. Wilson.....	119, 1937
Ferrell.....	119, 1936
Ehmke.....	119, 1923
9. Ruffing.....	118, 1929
Ruth (L).....	118, 1916

Relief Wins

1. Radatz.....	*16, 1964
2. Radatz.....	*15, 1963
3. Clear.....	*14, 1982
4. B. Stanley.....	*13, 1978
Campbell.....	13, 1977
6. B. Stanley.....	12, 1982
7. Delock.....	*11, 1956
8. 7 players.....	10

* led league (L) left-hander
† tied for league lead

Career Pitching Records

Wins

1. Clemens	192
C. Young.....	192
3. Wakefield	186
4. Parnell (L)	123
5. Tiant.....	122
6. P. Martinez	117
7. J. Wood.....	116
8. B. Stanley	115
9. Lester (L).....	110
10. Dobson.....	106
11. Grove (L).....	105
12. Hughson.....	96
Monbouquette	96
14. B. Lee (L).....	94
15. Brewer.....	91
16. Leonard (L).....	90
F. Sullivan.....	90
18. Beckett.....	89
Ruth (L).....	89
20. 2 players	88

Losses

1. Wakefield	168
2. C. Young.....	112
3. Clemens.....	111
4. B. Stanley	97
Winter.....	97
6. Ruffing.....	96
7. Ja. Russell	94
8. Monbouquette.....	91
9. Dinneen.....	85
10. Brewer.....	82
11. Tiant.....	81
12. F. Sullivan.....	80
13. MacFayden.....	78
14. Parnell (L).....	75
15. Hurst (L).....	73
16. Delock.....	72
Dobson.....	72
W. Nixon.....	72
19. Eckersley.....	71
20. B. Lee (L).....	68

Winning Pct. (100 Decisions)

1. P. Martinez.....	.760
2. J. Wood.....	.674
3. Ruth (L).....	.659
4. Hughson.....	.640
5. Lester (L).....	.636
6. Clemens.....	.634
7. C. Young.....	.632
8. Grove (L).....	.629
9. Kinder.....	.623
10. Parnell (L).....	.621
11. Tannehill (L).....	.620
12. W. Ferrell.....	.608
13. Beckett.....	.605
14. Tiant.....	.601
15. Buchholz600
16. Dobson.....	.596
17. Leonard (L).....	.588
18. Mays.....	.585
19. B. Lee (L).....	.580
20. R. Collins (L).....	.575

ERA (1,000 IP)

1. J. Wood.....	1.99
2. C. Young.....	2.00
3. Leonard (L).....	2.13
4. Ruth (L).....	2.19
5. Mays.....	2.21
6. R. Collins (L).....	2.51
7. P. Martinez.....	2.52
8. Dinneen.....	2.81
9. Winter.....	2.91
10. Hughson.....	2.94
11. Clemens.....	3.06
12. Kinder.....	3.28
13. Grove (L).....	3.34
14. Tiant.....	3.36
15. S. Jones.....	3.39
16. F. Sullivan.....	3.47
17. Culp.....	3.50
18. Parnell (L).....	3.50
19. Dobson.....	3.57
20. B. Stanley.....	3.64

Strikeouts

1. Clemens.....	2,590
2. Wakefield.....	2,046
3. P. Martinez.....	1,683
4. Lester (L).....	1,386
5. C. Young.....	1,341
6. Beckett.....	1,108
7. Tiant.....	1,075
8. Hurst (L).....	1,043
9. J. Wood.....	986
10. Monbouquette.....	969
11. F. Sullivan.....	821
12. Culp.....	794
13. Lonborg.....	784
14. Eckersley.....	771
Leonard (L).....	771
16. Grove (L).....	743
17. Brewer.....	733
18. Parnell (L).....	732
19. E. Wilson.....	714
20. Buchholz	699

Saves

1. Papelbon.....	219
2. B. Stanley.....	132
3. Radatz.....	104
4. Kinder.....	91
5. Reardon.....	88
6. Lowe.....	85
7. Lyle (L).....	69
8. Gordon.....	68
9. L. Smith.....	58
10. B. Campbell.....	51
11. Urbina.....	49
12. Fornieles.....	48
Slocumb.....	48
14. Foulke.....	47
Uehara	47
16. Je. Russell.....	45
17. Drago.....	41
18. Burgmeier (L).....	40
19. Clear.....	38
20. Delock.....	31

Games

1. B. Stanley.....	637
2. Wakefield.....	590
3. Papelbon.....	396
4. Timlin.....	394
5. Lowe.....	384
6. Clemens.....	383
7. Kinder.....	365
8. C. Young.....	327
9. Delock.....	322
10. B. Lee (L).....	321
11. Delcarmen.....	289
Parnell (L).....	289
13. G. Harris.....	287
14. Fornieles.....	286
Radatz.....	286
16. Tiant.....	274
17. Garces.....	261
Okajima (L).....	261
19. Lyle (L).....	260
20. Dobson.....	259

Games Started

1. Wakefield.....	430
2. Clemens.....	382
3. C. Young.....	297
4. Lester (L).....	241
5. Tiant.....	238
6. Parnell (L).....	232
7. Monbouquette.....	228
8. Brewer.....	217
Hurst (L).....	217
10. Dobson.....	202
11. P. Martinez.....	201
F. Sullivan.....	201
13. Beckett.....	194
14. Eckersley.....	191
15. Grove (L).....	190
16. W. Nixon.....	177
17. Winter.....	176
18. Dinneen.....	174
19. B. Lee (L).....	167
20. Lonborg.....	163

Innings

1. Wakefield.....	3,006.0
2. Clemens.....	2,776.0
3. C. Young.....	2,728.1
4. Tiant.....	1,774.2
5. Parnell (L).....	1,752.2
6. B. Stanley.....	1,707.0
7. Monbouquette.....	1,622.0
8. Winter.....	1,599.2
9. Dobson.....	1,544.0
10. Grove (L).....	1,539.2
11. Lester (L).....	1,519.1
12. Brewer.....	1,509.1
13. F. Sullivan.....	1,505.1
14. B. Lee (L).....	1,503.1
15. Dinneen.....	1,501.0
16. Hurst (L).....	1,459.0
17. J. Wood.....	1,418.0
18. P. Martinez.....	1,383.2
19. Hughson.....	1,375.2
20. Eckersley.....	1,371.2

(L) left-hander

Career Pitching Records, Continued

Complete Games

1. C. Young.....	275
2. Dinneen.....	156
3. Winter.....	141
4. J. Wood.....	121
5. Grove (L).....	119
6. Parnell (L).....	113
Tiant.....	113
8. Ruth (L).....	105
9. Clemens.....	100
10. Hughson.....	99
11. Leonard (L).....	96
12. R. Collins (L).....	90
Dobson.....	90
14. Mays.....	87
15. Tannehill (L).....	85
16. Ehmke.....	83
S. Jones.....	83
18. W. Ferrell.....	81
19. Brewer.....	75
20. Ruffing.....	73

Shutouts

1. Clemens.....	38
C. Young.....	38
3. J. Wood.....	28
4. Tiant.....	26
5. Leonard (L).....	25
6. Parnell (L).....	20
7. R. Collins (L).....	19
Hughson.....	19
9. S. Jones.....	18
10. Dobson.....	17
Ruth (L).....	17
12. Dinneen.....	16
Monbouquette.....	16
14. Foster.....	15
Grove (L).....	15
16. Mays.....	14
F. Sullivan.....	14
Tannehill (L).....	14
19. 3 players.....	13

Walks

1. Wakefield.....	1,095
2. Clemens.....	856
3. Parnell (L).....	758
4. Brewer.....	669
5. Dobson.....	604
6. J. Wilson.....	564
7. W. Nixon.....	530
8. Lester (L).....	529
9. Delock.....	514
10. McDermott (L).....	504
11. Tiant.....	501
12. Ostermueller (L).....	491
13. E. Wilson.....	481
14. Hurst (L).....	479
15. F. Sullivan.....	475
16. B. Stanley.....	471
17. Ruffing.....	459
18. B. Lee (L).....	448
19. Grove (L).....	447
20. MacFayden.....	430

Home Runs Allowed

1. Wakefield.....	401
2. Clemens.....	194
3. Monbouquette.....	180
4. Hurst (L).....	173
5. Tiant.....	170
6. Eckersley.....	167
7. Beckett.....	153
8. Lester (L).....	138
9. B. Lee (L).....	136
10. Delock.....	134
11. Boyd.....	126
Brewer.....	126
13. F. Sullivan.....	123
E. Wilson.....	123
15. B. Stanley.....	113
16. Lonborg.....	105
17. Parnell (L).....	104
18. Culp.....	103
P. Martinez.....	103
20. Kinder.....	94

SO/9.0 IP (1,000 IP)

1. P. Martinez.....	10.95
2. Clemens.....	8.40
3. Lester (L).....	8.21
4. Beckett.....	8.04
5. Culp.....	6.54
6. Hurst (L).....	6.43
7. Lonborg.....	6.42
8. E. Wilson.....	6.27
9. J. Wood.....	6.26
10. Wakefield.....	6.13
11. Lowe.....	5.84
12. Tiant.....	5.45
13. Monbouquette.....	5.38
14. Leonard (L).....	5.10
15. Eckersley.....	5.06
16. Boyd.....	5.05
17. Delock.....	4.93
18. F. Sullivan.....	4.91
19. J. Wilson.....	4.75
20. Hughson.....	4.53

Relief Wins

1. B. Stanley.....	85
2. Radatz.....	49
3. Kinder.....	40
4. Clear.....	35
5. Delock.....	34
6. Fornieles.....	31
7. Timlin.....	30
8. B. Campbell.....	28
9. Ryba.....	26
Ja. Wilson.....	26

10-Strikeout Games

1. P. Martinez.....	72
2. Clemens.....	68
3. Lester (L).....	20
4. J. Wood.....	18
5. Hurst (L).....	13
6. Culp.....	10
Lonborg.....	10
Morehead.....	10
9. Tiant.....	9
10. C. Young.....	8

20-Game Winners

Rank/Player	W-L	Year
1. J. Wood.....	*34-5	1912
2. C. Young.....	*33-10	1901
3. C. Young.....	*32-11	1902
4. C. Young.....	*28-9	1903
5. C. Young.....	26-16	1904
6. Parnell (L).....	*25-7	1949
Ferriss.....	25-6	1946
W. Ferrell.....	*25-14	1935
9. Clemens.....	*24-4	1986
Ruth (L).....	24-13	1917
11. P. Martinez.....	*23-4	1999
Kinder.....	23-6	1949
S. Jones.....	23-16	1921
Ruth (L).....	23-12	1916
J. Wood.....	23-17	1911
Dinneen.....	23-14	1904

Rank/Player	W-L	Year
17. Tiant.....	22-13	1974
Lonborg.....	†22-9	1967
Hughson.....	*22-6	1942
Mays.....	22-9	1917
Tannehill (L).....	22-9	1905
22. Schilling.....	*21-6	2004
Lowe.....	21-8	2002
Clemens.....	21-6	1990
Tiant.....	21-12	1976
Parnell (L).....	21-8	1953
Ferriss.....	21-10	1945
Mays.....	21-13	1918
C. Young.....	21-11	1908
C. Young.....	21-15	1907
Tannehill (L).....	21-11	1904
Dinneen.....	21-13	1903

Rank/Player	W-L	Year
Dinneen.....	21-21	1902
34. Beckett.....	*20-7	2007
P. Martinez.....	20-4	2002
Clemens.....	†20-9	1987
Eckersley.....	20-8	1978
Tiant.....	20-13	1973
Monbouquette.....	20-10	1963
Hughson.....	20-11	1946
W. Ferrell.....	20-15	1936
Grove (L).....	20-12	1935
Ehmke.....	20-17	1923
Ra. Collins (L).....	20-13	1914
Bedient.....	20-9	1912
O'Brien.....	20-13	1912
Hughes.....	20-7	1903

(L) left-hander * led league † tied for league lead

Annual Pitching Leaders

YEAR	WINS	EARNED RUN AVG	GAMES	GAMES STARTED
2014	Lackey..... 11	Buchholz..... 5.34	Tazawa..... 71	Buchholz..... 28
2013	Lester..... 15	Lackey..... 3.52	Uehara..... 73	Lester..... 33
2012	Buchholz, Doubront.. 11	Buchholz..... 4.56	Aceves..... 69	Lester..... 33
2011	Lester..... 15-9	Beckett..... 2.89	D. Bard..... 70	Lester..... 31
2010	Lester..... 19-9	Buchholz..... 2.33	D. Bard..... 73	Lackey..... 33
2009	Beckett..... 17-6	Lester..... 3.41	R. Ramirez..... 70	Beckett, Lester..... 32
2008	Matsuzaka..... 18-3	Matsuzaka..... 2.90	Delcarmen..... 73	Lester..... 33
2007	Beckett..... *20-7	Beckett..... 3.27	Okajima..... 66	Matsuzaka..... 32
2006	Beckett..... 16-11	Schilling..... 3.97	Timlin..... 68	Beckett..... 33
2005	Wakefield..... 16-12	Wakefield..... 4.15	Timlin..... *81	Wakefield..... 33
2004	Schilling..... *21-6	Schilling..... 3.26	Timlin..... 76	Lowe, P. Martinez..... 33
2003	Lowe..... 17-7	P. Martinez..... *2.22	Timlin..... 72	Lowe, Wakefield..... 33
2002	Lowe..... 21-8	P. Martinez..... *2.26	Urbina..... 61	Lowe..... 32
2001	Nomo..... 13-10	Wakefield..... 3.90	Beck..... 68	Nomo..... 33
2000	P. Martinez..... 18-6	P. Martinez..... *1.74	Lowe..... 74	P. Martinez..... 29
1999	P. Martinez..... *23-4	P. Martinez..... *2.07	Lowe..... 74	P. Martinez..... 29
1998	P. Martinez..... 19-7	P. Martinez..... 2.89	Gordon..... 73	P. Martinez, Wakefield..... 33
1997	Sele..... 13-12	Gordon..... 3.74	Wasdin..... 53	Sele..... 33
1996	Wakefield..... 14-13	Clemens..... 3.63	Slocumb..... 75	Clemens, Gordon..... 34
1995	Wakefield..... 16-8	Wakefield..... 2.95	Belinda..... 63	Hanson..... 29
1994	Clemens..... 9-7	Clemens..... 2.85	Fossas..... 44	Clemens..... 24
1993	Darwin..... 15-11	Viola..... 3.14	G. Harris..... *80	Darwin..... 34
1992	Clemens..... 18-11	Clemens..... *2.41	G. Harris..... 70	Viola..... 35
1991	Clemens..... 18-10	Clemens..... *2.62	Fossas..... 64	Clemens..... **35
1990	Clemens..... 21-6	Clemens..... *1.93	R. Murphy..... 68	Boddicker..... 34
1989	Clemens..... 17-11	Clemens..... 3.13	R. Murphy..... 74	Clemens..... 35
1988	Clemens, Hurst..... 18	Clemens..... 2.93	L. Smith..... 64	Clemens..... 35
1987	Clemens..... **20-9	Clemens..... 2.97	Schiraldi..... 62	Clemens..... 36
1986	Clemens..... *24-4	Clemens..... *2.48	B. Stanley..... 66	Clemens..... 33
1985	Boyd..... 15-13	Boyd..... 3.70	B. Stanley..... 48	Boyd..... 35
1984	3 players..... 12	Nipper..... 3.89	B. Stanley..... 57	Hurst..... 33
1983	Tudor..... 13-12	Ojeda..... 4.04	B. Stanley..... 64	Tudor..... 34
1982	Clear..... 14-9	B. Stanley..... 3.10	Clear..... 55	Eckersley..... 33
1981	B. Stanley, Torrez.... 10	Torrez..... 3.68	B. Stanley..... 35	Eckersley, Tanana..... 23
1980	Eckersley..... 12-14	B. Stanley..... 3.39	Burgmeier..... 62	Torrez..... 32
1979	Eckersley..... 17-10	Eckersley..... 2.99	Drago..... 53	Torrez..... 36
1978	Eckersley..... 20-8	Eckersley..... 2.99	B. Stanley..... 52	Torrez..... 36
1977	Campbell..... 13-9	Jenkins..... 3.68	Campbell..... 69	Tiant..... 32
1976	Tiant..... 21-12	Tiant..... 3.06	Willoughby..... 54	Tiant..... 38
1975	Wise..... 19-12	B. Lee..... 3.95	B. Lee..... 41	Tiant, Wise..... 35
1974	Tiant..... 22-13	Tiant..... 2.92	Segui..... 58	Tiant..... 38
1973	Tiant..... 20-13	B. Lee..... 2.75	Bolin..... 39	Tiant..... 35
1972	Pattin..... 17-13	Tiant..... *1.91	B. Lee..... 47	Pattin..... 35
1971	Siebert..... 16-10	Siebert..... 2.91	Bolin..... 52	Culp..... 35
1970	Culp..... 17-14	Culp..... 3.04	Lyle..... 63	Peters..... 34
1969	Culp..... 17-8	Nagy..... 3.11	Lyle..... 71	Culp..... 32
1968	Culp, Ellsworth..... 16	Culp..... 2.91	Stange..... 50	Culp..... 30
1967	Lonborg..... *22-9	Stange..... 2.77	Wyatt..... 60	Lonborg..... **39
1966	Santiago..... 12-13	Santiago..... 3.66	McMahon..... 49	Santiago..... 28
1965	E. Wilson..... 13-14	Monbouquette..... 3.70	Radatz..... 63	E. Wilson..... 36
1964	Radatz..... 16-9	Monbouquette..... 4.04	Radatz..... 79	Monbouquette..... 35
1963	Monbouquette..... 20-10	E. Wilson..... 3.76	Radatz..... 66	Monbouquette..... 36
1962	Conley, Monbouquette.. 15	Monbouquette..... 3.33	Radatz..... *62	Monbouquette..... 35
1961	Schwall..... 15-7	Schwall..... 3.22	Fornieles..... 57	Monbouquette..... 32
1960	Monbouquette..... 14-11	Monbouquette..... 3.64	Fornieles..... *70	Monbouquette..... 30
1959	Casale..... 13-8	Brewer..... 3.76	Fornieles..... 46	Brewer..... 32
1958	Delock..... 14-8	Delock..... 3.38	Wall..... 52	Brewer..... 32
1957	Brewer..... 16-13	F. Sullivan..... 2.73	Delock..... 49	Brewer..... 32
1956	Brewer..... 19-9	F. Sullivan..... 3.42	Delock..... 48	F. Sullivan..... 33
1955	F. Sullivan..... **18-13	F. Sullivan..... 2.91	Hurd, Kinder..... 43	F. Sullivan..... *35
1954	F. Sullivan..... 15-12	F. Sullivan..... 3.14	Kinder..... 48	W. Nixon..... 30
1953	Parnell..... 21-8	McDermott..... 3.01	Kinder..... *69	Parnell..... 34
1952	Parnell..... 12-12	Parnell..... 3.62	Delock..... 39	Parnell..... 29
1951	Parnell..... 18-11	Parnell..... 3.26	Kinder..... *63	Parnell..... 29

Pitching
Records

Annual Pitching Leaders, Continued

YEAR	WINS	EARNED RUN AVG	GAMES	GAMES STARTED
1950	Parnell.....18-10	Parnell.....3.61	Kinder.....48	Parnell.....31
1949	Parnell.....*25-7	Parnell.....*2.77	Kinder.....43	Parnell.....33
1948	Kramer.....18-5	Parnell.....3.14	Dobson.....38	Dobson.....32
1947	Dobson.....18-8	Dobson.....2.95	E. Johnson.....45	Dobson.....31
1946	Ferriss.....25-6	Hughson.....2.75	Ferriss.....40	Ferriss, Hughson.....35
1945	Ferriss.....21-10	Ferriss.....2.96	Barrett.....37	Ferriss.....31
1944	Hughson.....18-5	Hughson.....2.26	Ryba.....42	Bowman.....24
1943	Hughson.....12-15	Hughson.....2.64	M. Brown.....*49	Hughson.....32
1942	Hughson.....*22-6	Hughson.....2.59	Hughson.....38	Hughson.....30
1941	Newsome.....19-10	C. Wagner.....3.07	Ryba.....40	Newsome.....29
1940	Heving, Ja. Wilson.....12	Bagby Jr.....4.73	Ja. Wilson.....41	Bagby Jr., Grove.....21
1939	Grove.....15-4	Grove.....*2.54	Dickman.....48	Auker.....25
1938	Bagby Jr., Ja. Wilson.....15	Grove.....*3.08	Bagby Jr.....43	Ja. Wilson.....27
1937	Grove.....17-9	Grove.....3.02	Ja. Wilson.....51	Grove.....32
1936	W. Ferrell.....20-15	Grove.....*2.81	Ostermueller.....43	W. Ferrell.....38
1935	W. Ferrell.....*25-14	Grove.....*2.70	Walberg.....44	W. Ferrell.....*38
1934	W. Ferrell.....14-5	Ostermueller.....3.49	Rhodes.....44	Rhodes.....31
1933	Rhodes.....12-15	B. Weiland.....3.87	Welch.....47	Rhodes.....29
1932	Kline.....11-13	Durham.....3.80	Kline.....47	B. Weiland.....27
1931	MacFayden.....16-12	W. Moore.....3.88	W. Moore.....53	MacFayden.....32
1930	Gaston.....13-20	Gaston.....3.92	Gaston.....38	Gaston.....34
1929	E. Morris.....14-14	MacFayden.....3.62	Gaston.....39	Ja. Russell.....32
1928	E. Morris.....19-15	E. Morris.....3.53	E. Morris.....47	Ruffing.....34
1927	S. Harris.....14-21	S. Harris.....4.18	S. Harris.....44	Wiltse.....29
1926	Wingfield.....11-16	Wiltse.....4.22	Wingfield.....43	Wiltse.....29
1925	Wingfield.....12-19	Ehmke.....3.73	Wingfield.....41	Ehmke.....31
1924	Ehmke.....19-17	Quinn.....3.27	Ehmke.....45	Ehmke.....36
1923	Ehmke.....20-17	Piercy.....3.41	Ehmke.....43	Ehmke.....39
1922	Ri. Collins.....14-11	Quinn.....3.48	Karr.....41	Quinn.....32
1921	S. Jones.....23-16	S. Jones.....3.22	S. Jones.....40	S. Jones.....38
1920	Pennock.....16-13	H. Harper.....3.04	S. Jones, Pennock.....37	S. Jones.....33
1919	Pennock.....16-8	Mays.....2.47	S. Jones.....35	S. Jones.....31
1918	Mays.....21-13	Bush.....2.11	Bush.....36	Mays.....33
1917	Ruth.....24-13	Mays.....1.74	Ruth.....41	Ruth.....38
1916	Ruth.....23-12	Ruth.....*1.75	Leonard.....48	Ruth.....*41
1915	Foster, Shore.....19	J. Wood.....*1.49	Mays, Shore.....38	Foster.....33
1914	Ra. Collins.....20-13	Leonard.....*0.96	Bedient.....42	Ra. Collins.....30
1913	Ra. Collins.....19-8	Leonard.....2.39	Bedient.....43	Ra. Collins.....30
1912	J. Wood.....*34-5	J. Wood.....1.91	J. Wood.....43	J. Wood.....38
1911	J. Wood.....23-17	J. Wood.....2.02	J. Wood.....44	J. Wood.....33
1910	Cicotte.....15-11	Ra. Collins.....1.62	Cicotte.....36	Cicotte.....30
1909	Arellanes.....16-12	Cicotte.....1.97	Arellanes.....45	Arellanes.....28
1908	C. Young.....21-11	C. Young.....1.26	Cicotte.....39	C. Young.....33
1907	C. Young.....21-15	C. Young.....1.99	C. Young.....43	C. Young.....37
1906	Tannehill, C. Young.....13	Dinneen.....2.92	C. Young.....39	C. Young.....34
1905	Tannehill.....22-9	C. Young.....1.82	C. Young.....38	C. Young.....33
1904	C. Young.....26-16	C. Young.....1.97	C. Young.....43	C. Young.....41
1903	C. Young.....*28-9	C. Young.....2.08	C. Young.....40	C. Young.....35
1902	C. Young.....*32-11	C. Young.....2.15	C. Young.....*45	C. Young.....*43
1901	C. Young.....*33-10	C. Young.....*1.62	C. Young.....43	C. Young.....41

* led league ** tied for league lead

Annual Pitching Leaders, Continued

YEAR	COMPLETE GAMES	SAVES	INNINGS	STRIKEOUTS
2014	Buchholz..... 2	Uehara.....26	Buchholz.....170.1	Lester..... 149
2013	Lackey..... 2	Uehara.....21	Lester.....213.1	Lester..... 177
2012	Lester..... 3	Aceves.....25	Lester.....205.1	Doubront..... 167
2011	Beckett, Wakefield... 1	Papelbon.....31	Beckett.....193.0	Lester..... 182
2010	Lester..... 2	Papelbon.....37	Lackey.....215.0	Lester..... 225
2009	Beckett..... 4	Papelbon.....38	Beckett.....212.1	Lester..... 225
2008	Lester..... 2	Papelbon.....41	Lester.....210.1	Beckett..... 172
2007	5 players..... 1	Papelbon.....37	Matsuzaka.....204.2	Matsuzaka..... 201
2006	3 players..... 1	Papelbon.....35	Beckett.....204.2	Schilling..... 183
2005	Wakefield..... 3	Foulke.....15	Wakefield.....225.1	Wakefield..... 151
2004	Schilling..... 3	Foulke.....32	Schilling.....226.2	P. Martinez..... 227
2003	P. Martinez..... 3	Kim.....16	Lowe.....203.1	P. Martinez..... 206
2002	P. Martinez..... 2	Urbina.....40	Lowe.....219.2	P. Martinez..... *239
2001	Nomo..... 2	Lowe.....24	Nomo.....198.0	Nomo..... *220
2000	P. Martinez..... 7	Lowe.....*42	P. Martinez.....217.0	P. Martinez..... *284
1999	P. Martinez..... 5	Lowe, Wakefield...15	P. Martinez.....213.1	P. Martinez..... *313
1998	P. Martinez..... 3	Gordon.....*46	P. Martinez.....233.2	P. Martinez..... 251
1997	Wakefield..... 4	Slocumb.....17	Wakefield.....201.1	Gordon..... 159
1996	Clemens, Wakefield.. 6	Slocumb.....31	Clemens.....242.2	Clemens..... *257
1995	Wakefield..... 6	Aguilera.....20	Wakefield.....195.1	Hanson..... 139
1994	Clemens..... 3	Ryan.....13	Clemens.....170.2	Clemens..... 168
1993	3 players..... 2	Je. Russell.....33	Darwin.....229.1	Clemens..... 160
1992	Clemens.....11	Reardon.....27	Clemens.....246.2	Clemens..... 208
1991	Clemens.....13	Reardon.....40	Clemens.....*271.1	Clemens..... *241
1990	Clemens..... 7	Reardon.....21	Clemens.....228.1	Clemens..... 209
1989	Clemens..... 8	L. Smith.....25	Clemens.....253.1	Clemens..... 230
1988	Clemens..... **14	L. Smith.....29	Clemens.....264.0	Clemens..... *291
1987	Clemens..... *18	Gardner.....10	Clemens.....281.2	Clemens..... 256
1986	Hurst.....11	B. Stanley.....16	Clemens.....254.0	Clemens..... 238
1985	Boyd.....13	Crawford.....12	Boyd.....272.1	Hurst..... 189
1984	Boyd.....10	B. Stanley.....22	Hurst.....218.0	Ojeda..... 137
1983	Tudor.....7	B. Stanley.....33	Tudor.....242.0	Tudor..... 136
1982	Eckersley.....11	Clear, B. Stanley...14	Eckersley.....224.1	Tudor..... 146
1981	Eckersley..... 8	Clear..... 9	Eckersley.....154.0	Clear..... 82
1980	Eckersley..... 8	Burgmeier.....24	Torrez.....207.1	Eckersley..... 121
1979	Eckersley.....17	Drago.....13	Torrez.....252.1	Eckersley..... 150
1978	Eckersley.....16	B. Stanley.....10	Eckersley.....268.1	Eckersley..... 162
1977	Jenkins.....11	Campbell.....*31	Jenkins.....193.0	Tiant..... 124
1976	Tiant.....19	Willoughby.....10	Tiant.....279.0	Jenkins..... 142
1975	Tiant.....18	Drago.....15	B. Lee, Tiant.....260.0	Tiant..... 142
1974	Tiant.....25	Segui.....10	Tiant.....311.1	Tiant..... 176
1973	Tiant.....23	Bolin.....15	B. Lee.....284.2	Tiant..... 206
1972	Pattin.....13	Bolin, B. Lee.....5	Pattin.....253.0	Pattin..... 168
1971	Culp, Siebert.....12	Lyle.....16	Culp.....242.1	Culp..... 151
1970	Culp.....15	Lyle.....20	Culp.....251.1	Culp..... 197
1969	Culp..... 9	Lyle.....17	Culp.....227.0	Culp..... 172
1968	Culp.....11	Stange.....12	Culp.....216.1	Culp..... 190
1967	Lonborg.....15	Wyatt.....20	Lonborg.....273.1	Lonborg..... *246
1966	Stange..... 8	McMahon..... 9	Lonborg.....181.2	Lonborg..... 131
1965	Monbouquette.....10	Radatz.....22	E. Wilson.....230.2	E. Wilson..... 164
1964	Monbouquette..... 7	Radatz.....*29	Monbouquette.....234.0	Radatz..... 181
1963	Monbouquette.....13	Radatz.....25	Monbouquette.....266.2	Monbouquette... 174
1962	Monbouquette.....11	Radatz.....*24	Conley.....241.2	Monbouquette... 153
1961	Monbouquette.....12	Fornieles.....15	Monbouquette.....236.1	Monbouquette... 161
1960	Monbouquette.....12	Fornieles.....*14	Monbouquette.....215.0	Monbouquette... 134
1959	Brewer.....11	Fornieles.....11	Brewer.....215.1	Brewer..... 121
1958	Brewer, F. Sullivan.. 10	Kiely.....12	Brewer.....227.1	Brewer..... 124
1957	Brewer.....15	Delock.....11	F. Sullivan.....240.2	Brewer..... 128
1956	Brewer.....15	Delock..... 9	Brewer.....244.1	Brewer..... 127
1955	F. Sullivan.....16	Kinder.....18	F. Sullivan.....*260.0	F. Sullivan..... 129
1954	F. Sullivan.....11	Kinder.....15	F. Sullivan.....206.1	F. Sullivan..... 124
1953	Parnell.....12	Kinder.....*27	Parnell.....241.0	Parnell..... 136
1952	Parnell.....15	Benton..... 6	Parnell.....214.0	McDermott..... 117
1951	Parnell.....11	Kinder.....*14	Parnell.....221.0	McDermott..... 127

Pitching Records

Annual Pitching Leaders, Continued

YEAR	COMPLETE GAMES	SAVES	INNINGS	STRIKEOUTS
1950	Parnell..... 21	Kinder..... 9	Parnell..... 249.0	McDermott..... 96
1949	Parnell..... *27	2 players..... 4	Parnell..... *295.1	Kinder..... 138
1948	Dobson, Parnell..... 16	E. Johnson..... 5	Dobson..... 245.1	Dobson..... 116
1947	Dobson..... 15	E. Johnson..... 8	Dobson..... 228.2	Hughson..... 119
1946	Ferriss..... 26	Klinger..... *9	Hughson..... 278.0	Hughson..... 172
1945	Ferriss..... 26	Barrett..... 3	Ferriss..... 264.2	Ferriss..... 94
1944	Hughson..... 19	Barrett..... 8	Hughson..... 203.1	Hughson..... 112
1943	Hughson..... *20	M. Brown..... 9	Hughson..... 266.0	Hughson..... 114
1942	Hughson..... **22	M. Brown..... 6	Hughson..... *281.0	Hughson..... **113
1941	Newsome..... 17	Ryba..... 6	Newsome..... 213.2	M. Harris..... 111
1940	Grove, Ja. Wilson..... 9	Ja. Wilson..... 5	Bagby Jr..... 182.2	Ja. Wilson..... 102
1939	Grove..... 17	Heving..... 7	Grove..... 191.0	Grove..... 81
1938	Grove..... 12	McKain..... 6	Bagby Jr..... 198.2	Grove..... 99
1937	Grove..... 21	Ja. Wilson..... 7	Grove..... 262.0	Grove..... 153
1936	W. Ferrell..... *28	Ja. Wilson..... 3	W. Ferrell..... *301.0	Grove..... 130
1935	W. Ferrell..... *31	Walberg..... 3	W. Ferrell..... *322.1	Grove..... 121
1934	W. Ferrell..... 17	Ostermueller..... 3	Rhodes..... 219.0	Welch..... 91
1933	Rhodes..... 14	Kline..... 4	Rhodes..... 232.0	B. Weiland..... 97
1932	Andrews..... 8	W. Moore..... 4	B. Weiland..... 195.2	B. Weiland..... 73
1931	MacFayden..... 17	W. Moore..... *10	Ja. Russell..... 232.0	MacFayden..... 64
1930	Gaston..... 20	Gaston, MacFayden..... 2	Gaston..... 273.0	Gaston..... 99
1929	Gaston..... 20	Gaston..... 2	Ruffing..... 244.1	Ruffing..... 109
1928	Ruffing..... *25	E. Morris..... 5	Ruffing..... 289.1	Ruffing..... 118
1927	Wiltse..... 13	MacFayden, Ruffing..... 2	Wiltse..... 219.0	S. Harriss, Ruffing..... 77
1926	Wiltse, Wingfield..... 9	Wingfield..... 3	Wiltse..... 196.1	Wiltse..... 59
1925	Ehmke..... *22	Wingfield..... 2	Ehmke..... 260.2	Ehmke..... 95
1924	Ehmke..... 26	Quinn..... 7	Ehmke..... *315.0	Ehmke..... 119
1923	Ehmke..... 28	Quinn..... 7	Ehmke..... 316.2	Ehmke..... 121
1922	Quinn..... 16	Ferguson, A. Russell..... 2	Quinn..... 256.0	Ri. Collins..... 69
1921	S. Jones..... 25	A. Russell..... 3	S. Jones..... 298.2	S. Jones..... 98
1920	S. Jones..... 21	Pennock..... 2	S. Jones..... 274.0	Bush..... 88
1919	S. Jones..... 21	A. Russell..... 4	S. Jones..... 245.0	Pennock..... 70
1918	Mays..... **30	Bush..... 2	Mays..... 293.1	Bush..... 125
1917	Ruth..... *35	Ruth..... 2	Ruth..... 326.1	Leonard..... 144
1916	Ruth..... 23	Leonard..... 6	Ruth..... 323.2	Ruth..... 170
1915	Foster..... 21	Mays..... *7	Foster..... 255.1	Leonard..... 116
1914	Foster, Leonard..... 17	Leonard..... 3	Ra. Collins..... 272.1	Leonard..... 176
1913	Ra. Collins..... 19	Bedient..... 5	Leonard..... 259.1	Leonard..... 144
1912	J. Wood..... *35	Bedient, Hall..... 2	J. Wood..... 344.0	J. Wood..... 258
1911	J. Wood..... 25	Hall..... **4	J. Wood..... 275.2	J. Wood..... 231
1910	Cicotte..... 20	Hall..... 2	Cicotte..... 250.0	J. Wood..... 145
1909	Arellanes..... 17	Arellanes..... *8	Arellanes..... 230.2	J. Wood..... 88
1908	C. Young..... 30	3 players..... 2	C. Young..... 299.0	C. Young..... 150
1907	C. Young..... 33	Pruiett..... 3	C. Young..... 343.1	C. Young..... 147
1906	C. Young..... 28	3 players..... 2	C. Young..... 287.2	C. Young..... 140
1905	C. Young..... 31	Dinneen..... 1	C. Young..... 320.2	C. Young..... 210
1904	C. Young..... 40	C. Young..... 1	C. Young..... 380.0	C. Young..... 200
1903	C. Young..... **34	Dinneen, Young..... *2	C. Young..... *341.2	C. Young..... 176
1902	C. Young..... *41	Altrock..... 1	C. Young..... *384.2	C. Young..... 160
1901	C. Young..... 38	T. Lewis..... 1	C. Young..... 371.1	C. Young..... *158

* led league ** tied for league lead

saves first became an official statistic in 1969

Strikeout Records

Single-Game Strikeout Highs

RANK/PITCHER	SO	DATE/OPP	RANK/PITCHER	SO	DATE/OPP
1. Clemens	20	9/18/1996 at DET	P. Martinez	15	5/12/2000 at BAL
			Clemens	20	4/29/1986 vs. SEA
3. P. Martinez	17	5/6/2000 vs. TB	P. Martinez	15	9/4/1999 at SEA
			P. Martinez	15	8/24/1999 at MIN
			P. Martinez	15	5/12/1999 vs. SEA
			P. Martinez	15	5/7/1999 vs. ANA
6. P. Martinez	16	4/8/2001 vs. TB	Clemens	15	7/9/1988 at CWS (G2, 10)
			Clemens	15	8/21/1984 vs. KC
			McDermott (L)	15	7/28/1951 vs. CLE (16)
			Clemens	16	7/7/1911 at STL
10. Lester (L)	15	5/3/2014 vs. OAK	J. Harris	15	9/1/1906 vs. PHA
			P. Martinez	15	7/23/2000 vs. CWS

Single-Game Strikeout Highs by Opponent

RANK/PITCHER	SO	DATE/OPP	RANK/PITCHER	SO	DATE/OPP
1. N. Ryan	19	8/12/1974 at CAL	11. Mussina	15	9/24/2000 vs. BAL
			R. Johnson (L)	15	4/10/1998 vs. SEA
			N. Ryan	15	5/6/1977 vs. CAL
4. R. Waddell (L)	17	9/5/1905 vs. PHA	N. Ryan	15	6/19/1976 at CAL
5. Clemens	16	7/12/1997 vs. TOR	N. Ryan	15	4/30/1974 vs. CAL
			M. Lolicch (L)	15	10/2/1972 at DET
			D. Chance	15	6/2/1964 at LAA
			C. Pascual	15	4/18/1960 at WAS
			E. Walsh	15	8/1/1910 at CWS
			R. Waddell (L)	15	5/29/1907 at PHA (G2)

(L) left-hander

No-Hitters/One-Hitters

No-Hitters By Red Sox

PITCHER	DATE	OPPONENT	IP	BB	SO	SCORE
J. Lester (L)	5/19/2008	vs. Kansas City	9.0	2	9	7-0
C. Buchholz	9/1/2007	vs. Baltimore	9.0	3	9	10-0
D. Hansack	10/1/2006+	vs. Baltimore	5.0 (rain)	1	6	9-0
D. Lowe	4/27/2002	vs. Tampa Bay	9.0	1	6	10-0
H. Nomo	4/4/2001	at Baltimore	9.0	3	11	3-0
M. Young (L)-a	4/12/1992 (G1)+	at Cleveland	8.0	7	6	1-2
D. Morehead	9/16/1965	vs. Cleveland	9.0	1	8	2-0
B. Monbouquette	8/1/1962	at Chicago	9.0	1	7	1-0
E. Wilson	6/26/1962	vs. Los Angeles	9.0	4	5	2-0
M. Parnell (L)	7/14/1956	vs. Chicago	9.0	2	4	4-0
H. Ehmke	9/7/1923	at Philadelphia	9.0	1	1	4-0
D. Leonard (L)	6/3/1918	at Detroit	9.0	1	4	5-0
E. Shore-b	6/23/1917 (G1)	vs. Washington	9.0	0	2	*4-0
D. Leonard (L)	8/30/1916	vs. St. Louis	9.0	2	3	4-0
G. Foster	6/21/1916	vs. New York	9.0	3	3	2-0
J. Wood	7/29/1911 (G1)	vs. St. Louis	9.0	2	12	5-0
C. Young	6/30/1908	at New York	9.0	1	2	8-0
B. Dinneen	9/27/1905 (G1)	vs. Chicago	9.0	2	6	2-0
J. Tannehill (L)	8/17/1904	at Chicago	9.0	1	4	6-0
C. Young	5/5/1904	vs. Philadelphia	9.0	0	8	*3-0

* perfect game (L) left-hander + not considered official no-hitter

a - Young pitched a complete-game, 8.0-inning, 2-1 loss.

b - Babe Ruth started the game but was ejected by home plate umpire Brick Owen after walking leadoff batter Eddie Foster. Shore relieved Ruth, Foster was thrown out stealing, and Shore retired the next 26 batters.

No-Hitters/One-Hitters, Continued

No-Hitters Against Red Sox

PITCHER	DATE	OPP.	IP	BB	SO	SCORE	SOX W/L
C. Bosio	4/22/1993	at SEA	9.0	2	4	0-7	J. Hesketh
D. Righetti (L)	7/4/1983	at NYY	9.0	4	9	0-4	J. Tudor
T. Phoebus	4/27/1968	at BAL	9.0	3	9	0-6	G. Waslewski
D. Chance	8/6/1967+	at MIN	5.0 (rain)	0	4	0-2	J. Lonborg
J. Bunning	7/20/1958 (G1)	vs. DET	9.0	2	12	0-3	F. Sullivan
A. Reynolds	9/28/1951 (G1)	at NYY	9.0	4	9	0-8	M. Parnell
B. Newsom*	9/18/1934+	at STL	9.0	7	9	2-1 (10)	R. Walberg (W)
B. Burke (L)	8/8/1931	at WAS	9.0	5	8	0-5	W. Moore
T. Lyons	8/21/1926	vs. CWS	9.0	1	2	0-6	S. Harriss
W. Johnson	7/1/1920	vs. WAS	9.0	0	10	0-1	H. Harper
G. Mogridge (L)	4/24/1917	vs. NYY	9.0	3	3	1-2	D. Leonard
E. Walsh	8/27/1911	at CWS	9.0	1	8	0-5	R. Collins
D. Rhoads	9/18/1908	at CLE	9.0	2	2	1-2	F. Arellanes

(L) left-hander * pitched 9 hitless innings, allowed hit in 10th. + not considered official no-hitter
NOTE: There has never been a perfect game thrown against the Red Sox.

One-Hitters by Red Sox Since 1950

PITCHER	DATE	OPP.	HITTER	HIT	INN	OUT	SCORE
Lester (L)	5/10/2013	TOR	M. Izturis	2B	6	2	5-0
Beckett	6/15/2011	at TB	R. Brignac	1B	3	2	3-0
Lester (L), Delcarmen, Bard, Papelbon	5/25/2010	at TB	W. Aybar	1B	4	1	2-0
Matsuzaka, Bard	5/22/2010	at PHI	J. Castro	1B	8	2	5-0
Schilling	6/7/2007	at OAK	S. Stewart	1B	9	2	1-0
Lester (L), Papelbon	7/18/2006	KC	M. Teahen	1B	2	1	1-0
Wells (L), Timlin, Foulke	6/14/2005	CIN	R. Freel	1B	6	2	7-0
H. Nomo	5/25/2001	TOR	S. Stewart	2B	4	0	4-0
P. Martinez	8/29/2000	at TB	J. Flaherty	1B	9	0	8-0
P. Martinez	9/10/1999	at NYY	C. Davis	HR	2	2	3-1
Sele, Gordon	9/3/1997	at MON	M. Lansing	HR	3	2	0-1
Darwin	8/18/1993	CWS	D. Pasqua	3B	8	1	5-0
Viola (L)	9/30/1992	at TOR	D. White	1B	9	0	1-0
Harris, Reardon	6/7/1990	NYY	J. Barfield	1B	5	2	3-0
Clemens	9/10/1988	CLE	D. Clark	1B	8	1	6-0
Nipper, Crawford	7/11/1985	at SEA	I. Calderon	1B	6	1	7-1
Tudor (L)	5/27/1983	at TOR	D. Collins	1B	4	1	2-0
Eckersley	9/26/1980	at TOR	J. Mayberry	HR	5	0	3-1
Renko, Campbell	7/13/1979	at OAK	R. Henderson	1B	9	1	2-0
Wise	6/29/1976	BAL	P. Blair	1B	6	0	2-0
Wise	6/14/1976	at MIN	J. Terrell	1B	3	1	5-0
Moret (L)	8/21/1974	CWS	D. Allen	1B	7	1	4-0
Pattin	7/11/1972	at OAK	R. Jackson	1B	9	1	4-0
Siebert	7/31/1970	at CAL	J. Johnstone	1B	3	0	2-0
Culp	9/21/1968	at NYY	R. White	1B	7	2	2-0
Lonborg*	10/5/1967	STL (G2 WS)	J. Javier	2B	8	2	5-0
Rohr (L)	4/14/1967	at NYY	E. Howard	1B	9	2	3-0
Monbouquette	9/6/1964	at MIN	Z. Versalles	HR	6	2	1-2
Morehead	5/12/1963 (G2)	WAS	C. Hinton	HR	1	2	4-1
Monbouquette	5/7/1960	DET	N. Chrisley	2B	1	1	5-0
Susce	7/20/1955	at KCA	V. Power	1B	1	0	6-0
Kemmerer	7/18/1954 (G1)	BAL	S. Mele	1B	7	0	4-0
McDermott (L), Kinder	7/19/1953 (G1)	at CLE	A. Smith	1B	4	0	2-0
McDermott (L)	5/29/1952	WAS	M. Hoderlein	1B	4	1	1-0

*Retired the 1st 19 Cardinals. (L) left-hander

Pitching
Records

Recent One-Hitters by Opponents

PITCHER	DATE	OPP.	HITTER	HIT	INN	OUT	SCORE
Odorizzi, Beliveau (L), Yates	8/30/2014	at TB	Middlebrooks	1B	4	0	0-3
Shoemaker, Morin, Grilli	8/21/2014	LAA	Middlebrooks	2B	7	2	0-2
Stroman, Redmond, Rasmussen (L)	7/24/2014	at TOR	Victorino	1B	7	0	0-7
Sanchez, Alburquerque, Veras, Smyly (L), Benoit	10/12/2013	DET (G1 ALCS)	Nava	1B	9	1	0-1
Tillman, Patton (L)	9/28/2012	at BAL	Podsednik	1B	1	0	1-9
Nolasco	6/18/2009	FLA (6 inn.)	Youkilis	HR	1	2	1-2

(L) left-hander

Notable Beginnings/Long Outings

Red Sox Who Pitched Shutouts in Their Major League Debut

PITCHER	DATE	OPPONENT	SCORE	HITS
Billy Rohr (L)	4/14/1967	at NYY	3-0	1
Dave Morehead	4/13/1963	at WAS	3-0	5
Dave Ferriss	4/29/1945 (G1)	at PHA	2-0	5
George Hockette	(L) 9/17/1934	at STL	3-0	2
Buck O'Brien	9/9/1911	at PHA	2-0	6
Larry Pape	7/6/1909 (G2)	vs. WAS	2-0	4
Rube Kroh (L)	9/30/1906 (G2)	at STL	2-0	2

(L) left-hander

Red Sox Who Pitched Shutouts in Their First Major League Start

(Had Previously Pitched In Relief)

PITCHER	DATE	OPPONENT	SCORE	HITS
Jim Wright	5/6/1978 (G2)	vs. CWS	3-0	7
Russ Kemmerer	7/18/1954 (G1)	vs. BAL	4-0	1
Ben Flowers	8/5/1953	vs. STL	5-0	8

Red Sox Rookies with 10 Or More Wins

Rank/Player	W-L	Year	Rank/Player	W-L	Year	Rank/Player	W-L	Year
1. Ferriss.....	21-10	1945	F. Sullivan	15-12	1954	Stobbs (L)	11-6	1949
2. Bedient.....	20-9	1912	Bagby Jr.....	15-11	1938	Cicotte.....	11-12	1908
B. O'Brien	20-13	1912	12. Leonard (L).....	14-16	1913	21. Paxton	10-5	1977
4. D. Newsome.....	19-10	1941	13. Casale	13-8	1959	Morehead.....	10-13	1963
E. Morris.....	19-15	1928	N. Gibson	13-9	1903	Brewer	10-9	1954
6. Ruth (L)	18-8	1915	15. Nagy	12-2	1969	Ostermueller (L).....	10-13	1934
7. Winter	16-12	1901	Wingfield.....	12-19	1925	Shore.....	10-5	1914
8. Matsuzaka	15-12	2007	17. Nipper	11-6	1984	(L) left-hander		
Schwall.....	15-7	1961	Curtis (L)	11-8	1972			

Extra-Inning Complete-Game Shutouts Since 1916

PITCHER	DATE	OPPONENT	IP	SCORE
Bruce Hurst (L)	8/7/1988	at DET	10.0	3-0
Mike Torrez	7/18/1980	vs. MIN	10.0	1-0
Bob Stanley	6/11/1979	at KC	10.0	4-0
Bill Monbouquette	4/11/1962	vs. CLE	12.0	4-0
Willard Nixon	8/7/1956	vs. NYY	11.0	1-0
Denny Galehouse	8/17/1947	at NYY	11.0	3-0
Joe Dobson	9/24/1943	vs. CLE	10.0	1-0
Lloyd Brown (L)	7/12/1933	vs. DET	11.0	1-0
Ed Durham	9/12/1931	vs. DET	13.0	1-0
Milt Gaston	9/8/1929 (G2)	vs. STL	10.0	0-0 (tie)
Bullet Joe Bush	7/22/1918 (G1)	vs. DET	10.0	1-0
Bullet Joe Bush	7/9/1918	vs. CLE	12.0	1-0
Sad Sam Jones	7/8/1918 (G1)	vs. CLE	10.0	1-0
Sad Sam Jones	6/6/1918	at CLE	10.0	1-0
Dutch Leonard (L)	9/30/1916	vs. NYY	10.0	1-0
Babe Ruth (L)	8/15/1916	vs. WSH	13.0	1-0

(L) left-hander

Pitching
Records

Double-Digit Wins

10 or More Home Wins in a Season

Rank/Player	W-L	Year	Rank/Player	W-L	Year	Rank/Player	W-L	Year
1. C. Young	*19-5	1901	Clemens	11-2	1990	61. Beckett	10-1	2009
2. J. Wood	18-2	1912	Clemens	11-6	1987	Wakefield	10-4	2007
3. C. Young	*17-6	1902	Clemens	11-3	1986	Wakefield	10-4	2005
4. Parnell (L)	16-3	1949	Boyd	11-8	1985	P. Martinez	10-2	2002
5. Kinder	15-1	1949	Torrez	11-6	1979	Pattin	10-6	1973
W. Ferrell	15-8	1935	Eckersley	11-1	1978	Pattin	10-4	1972
Mays	15-5	1918	Tiant	11-6	1976	Siebert	10-5	1972
8. C. Young	*14-4	1903	Tiant	11-6	1975	Tiant	10-1	1972
9. P. Martinez	13-2	1999	Tiant	11-7	1973	Siebert	10-3	1971
Hurst (L)	13-2	1988	Culp	11-6	1970	Schwall	10-2	1961
B. Stanley	13-2	1978	Casale	11-3	1959	Brewer	10-6	1958
Tiant	13-5	1974	Brewer	11-5	1956	Delock	10-1	1958
Monbouquette	13-5	1963	Dobson	11-5	1947	F. Sullivan	10-2	1958
Ferriss	13-0	1946	Dobson	11-1	1946	F. Sullivan	10-5	1955
Hughson	13-0	1944	Ferriss	11-6	1945	Parnell (L)	10-3	1953
Newsome	13-5	1941	Hughson	11-3	1942	Parnell (L)	10-4	1951
W. Ferrell	13-4	1936	Grove (L)	11-4	1935	Dobson	10-5	1949
Ruth (L)	13-5	1916	Ehmke	11-8	1924	Kramer	10-1	1948
C. Young	*13-7	1904	Ehmke	11-8	1923	M. Harris (L)	10-4	1946
Dinneen	*13-9	1902	Pennock (L)	11-4	1919	Grove (L)	10-4	1936
21. Schilling	12-1	2004	Bush	11-6	1918	Mays	10-6	1917
Hurst (L)	12-4	1987	Ruth (L)	11-7	1917	Shore	10-4	1916
Eckersley	12-5	1979	Leonard (L)	11-4	1916	Foster	10-4	1915
Pennock (L)	12-4	1920	Bedient	11-6	1912	Ruth (L)	10-2	1915
J. Wood	12-1	1915	Cicotte	*11-5	1910	Shore	10-6	1915
Winter	*12-5	1905	C. Young	*11-7	1907	Ra. Collins (L)	10-4	1913
27. Lackey	11-5	2010	Tannehill (L)	*11-3	1905	J. Wood	*10-6	1911
Lester (L)	11-1	2008	Tannehill (L)	*11-9	1904	Dinneen	*10-8	1904
Lowe	11-2	2003	Dinneen	*11-5	1903	N. Gibson	*10-5	1904
Boddicker	11-5	1990	Winter	*11-4	1901	T. Lewis	*10-7	1901

(L) left-hander * Huntington Avenue Grounds

10 or More Road Wins in a Season

Rank/Player	W-L	Year	Rank/Player	W-L	Year	Rank/Player	W-L	Year
1. J. Wood	16-3	1912	Ferriss	12-6	1946	Hanson	10-2	1995
2. S. Jones	15-3	1921	Mays	12-3	1917	Clemens	10-5	1992
C. Young	15-5	1902	20. Lester (L)	11-4	2010	Clemens	10-5	1991
4. Ra. Collins (L)	14-5	1914	Beckett	11-2	2007	Clemens	10-4	1990
C. Young	14-5	1903	McDermott (L)	11-3	1953	B. Stanley	10-6	1979
C. Young	14-5	1901	Parnell (L)	11-5	1953	Tiant	10-6	1976
7. Clemens	13-1	1986	Hughson	11-7	1946	B. Lee (L)	10-5	1975
Lonborg	13-4	1967	Hughson	11-3	1942	Peters (L)	10-7	1970
Ruth (L)	13-6	1917	Mays	11-6	1916	Radatz	10-5	1963
J. Wood	13-11	1911	B. O'Brien	11-6	1912	Delock	10-4	1956
C. Young	13-4	1908	C. Young	11-11	1905	Ferriss	10-4	1945
Dinneen	13-6	1904	T. Hughes	11-4	1903	W. Ferrell	10-6	1935
C. Young	13-9	1904	Tannehill (L)	11-6	1905	E. Morris	10-8	1928
14. Lowe	12-4	2002	31. Lester (L)	10-4	2011	Ruth (L)	10-7	1916
P. Martinez	12-1	2000	Buchholz	10-3	2010	Leonard (L)	10-1	1914
Clemens	12-4	1988	P. Martinez	10-2	2002	C. Young	10-8	1907
Wise	12-5	1975	P. Martinez	10-2	1999	Tannehill (L)	10-2	1904
			P. Martinez	10-4	1998	Dinneen	10-8	1903

(L) left-hander

10 or More Wins at Both Home and Road in a Season

Pitcher	H	R	Year	Pitcher	H	R	Year	Pitcher	H	R	Year
P. Martinez	10-2	10-2	2002	Hughson	11-3	11-3	1942	Tannehill (L)	11-3	11-6	1905
P. Martinez	13-2	10-2	1999	W. Ferrell	15-8	10-6	1935	Dinneen	10-8	13-6	1904
Clemens	11-2	10-4	1990	Mays	10-6	12-3	1917	Tannehill (L)	11-9	10-2	1904
Clemens	11-3	13-1	1986	Ruth (L)	11-7	13-6	1917	C. Young	13-7	13-9	1904
Tiant	11-6	10-6	1976	Ruth (L)	13-5	10-7	1916	Dinneen	11-5	10-8	1903
Parnell (L)	10-3	11-5	1953	J. Wood	18-2	16-3	1912	C. Young	14-4	14-5	1903
Ferriss	13-0	12-6	1946	J. Wood	10-6	13-11	1911	C. Young	17-6	15-5	1902
Ferriss	11-6	10-4	1945	C. Young	11-7	10-8	1907	C. Young	19-5	14-5	1901

Club Fielding Records

Team Fielding, Season

MOST PUTOUTS	4,418 in 1978 (163 games)
FEWEST PUTOUTS (min. 150 games)	3,952 in 1938 (150 games)
MOST ASSISTS.....	2,174 in 1907 (155 games)
FEWEST ASSISTS (min. 150 games)	1,452 in 2009 (162 games)
MOST CHANCES ACCEPTED.....	6,671 in 1910 (158 games)
FEWEST CHANCES ACCEPTED (min. 150 games)	5,844 in 2009 (162 games)
MOST ERRORS	337 in 1901 (138 games)
FEWEST ERRORS	66 in 2006 (162 games)
MOST ERRORLESS GAMES.....	108 in 2006 (162 games)
MOST CONSECUTIVE GAMES, without an error.....	17 in 2006 (6/11, G2-6/30)
MOST DOUBLE PLAYS	204 in 1980 (160 games)
FEWEST DOUBLE PLAYS	71 in 1908 (155 games)
MOST CONSECUTIVE GAMES, one or more double plays	25++ (38 double plays), 1951
MOST TRIPLE PLAYS	3++ in 1979 (160 games) and in 1924 (156 games)
MOST PASSED BALLS	36 in 1997 (162 games)
FEWEST PASSED BALLS.....	3 in 1975 (160 G); 1933 (149 G)
HIGHEST FIELDING PERCENTAGE98910 in 2006 (162 games)
LOWEST FIELDING PERCENTAGE943 in 1901 (138 games)

+ML record (since 1900) ++tied for ML record *AL record **tied for AL record

Single-Season Fielding Leaders

Fielding Percentage

FIRST BASE

1. Youkilis.....	*1.000, 2007
2. McInnis	*.999, 1921
3. Ad. Gonzalez.....	.998, 2012
4. Ad. Gonzalez.....	.997, 2011
5. Todd.....	*.997, 1928
6. Yastrzemski.....	.996, 1975
7. Youkilis.....	.996, 2008
8. McInnis	*.996, 1920
9. Esasky996, 1989
10. Youkilis.....	.995, 2006

SECOND BASE

1. Pedroia.....	*.997, 2014
2. Loretta.....	.994, 2006
3. Pedroia.....	.993, 2013
4. Doerr.....	.993, 1948
5. Pedroia.....	*.992, 2012
6. Pedroia.....	.992, 2008
7. Pedroia.....	.991, 2009
8. Ch. Schilling.....	*.991, 1961
9. Pedroia.....	.990, 2007
10. Pedroia.....	.990, 2011

THIRD BASE

1. Lowell.....	.987, 2006
2. Petrocelli	*.976, 1971
3. Hatton976, 1955
4. Pesky974, 1950
5. Mueller.....	.972, 2005
6. Kell972, 1953
7. Boggis.....	.971, 1988
8. Petrocelli970, 1972
9. Pesky970, 1949
10. Myer.....	.969, 1928

SHORTSTOP

1. Al. Gonzalez.....	*.985, 2006
2. S. Drew984, 2013
3. V. Stephens.....	.981, 1950
4. Petrocelli	*.981, 1969
5. Burleson981, 1978
6. Burleson980, 1979
7. Valentin979, 1994
8. Petrocelli978, 1968
9. E. Scott.....	*.976, 1919
10. E. Scott.....	*.976, 1918

CATCHER

1. Cerone.....	*1.000, 1988
2. Daley.....	*1.000, 1957
3. Varitek.....	.998, 2004
4. Varitek.....	.997, 2009
5. Varitek.....	.996, 2002
6. Varitek.....	.996, 2008
7. Berryhill.....	.995, 1994
8. T. Pena.....	.995, 1993
9. T. Pena.....	.995, 1990
10. T. Pena.....	.995, 1991

OUTFIELD

1. Ellsbury.....	*1.000,2011
Bay	*1.000, 2009
Ellsbury.....	*1.000, 2008
Yastrzemski	*1.000, 1977
Harrelson.....	*1.000, 1968
6. Crisp	*.998, 2007
7. Damon	*.997, 2003
8. Damon997, 2002
9. Bradley Jr.....	.997, 2014
10. T. Nixon996, 2005

PITCHER

1. Lowe	*1.000, 2003
Monbouquette	*1.000, 1963
Parnell	*1.000, 1949
Ja. Russell.....	*1.000, 1929
5. Mays993, 1917
6. Tannehill.....	.991, 1904
7. Quinn990, 1922
8. Boyd.....	.988, 1985
9. Brewer.....	*.988, 1956
10. Bush.....	.987, 1921

NOTE: Min. 60 total chances for pitchers; min. 0.5 G/Team G for catchers; min. 0.67 G/Team G for all other positions.

Single-Season Fielding Leaders, Continued

Putouts

FIRST BASE

1. Todt.....	*1,755, 1926
2. LaChance.....	*1,691, 1904
3. McInnis.....	1,586, 1920
4. McInnis.....	1,549, 1921
5. LaChance.....	*1,544, 1902
6. Unglaub.....	1,504, 1907
7. J. Stahl.....	*1,488, 1910
8. Lupien.....	*1,487, 1943
9. Todt.....	1,486, 1928
10. Burns.....	1,485, 1923

SECOND BASE

1. Wambsganss.....	*463, 1924
2. Doerr.....	*443, 1950
3. H. Ferris.....	*424, 1907
4. Doerr.....	*420, 1946
5. Doerr.....	*415, 1943
6. Doerr.....	*401, 1940
7. Ch. Schilling.....	397, 1961
8. Doerr.....	395, 1949
9. Doerr.....	376, 1947
Doerr.....	376, 1942

THIRD BASE

1. J. Collins.....	203, 1901
2. J. Collins.....	*191, 1904
3. Gardner.....	187, 1914
4. Pesky.....	*184, 1949
5. Lord.....	181, 1908
6. Lord.....	180, 1909
7. J. Collins.....	*178, 1903
8. Werber.....	*174, 1935
9. Tabor.....	*168, 1942
10. Gardner.....	167, 1912

SHORTSTOP

1. E. Scott.....	*380, 1921
2. He. Wagner.....	*373, 1908
3. He. Wagner.....	332, 1912
4. E. Scott.....	*330, 1920
5. Parent.....	327, 1904
6. E. Scott.....	324, 1914
7. Pesky.....	320, 1942
8. E. Scott.....	315, 1917
9. Parent.....	312, 1906
10. Cronin.....	306, 1939

CATCHER

1. Varitek.....	*972, 1999
2. Varitek.....	*937, 2007
3. Varitek.....	912, 2002
4. Saltalamacchia.....	908, 2013
5. Varitek.....	903, 2008
6. Tillman.....	897, 1964
7. Varitek.....	*880, 2004
8. Varitek.....	867, 2000
9. Gedman.....	*866, 1986
10. 2 players.....	864, 1901

OUTFIELD

1. DiMaggio.....	*503, 1948
2. T. Oliver.....	*477, 1930
3. Piersall.....	*455, 1956
4. Cramer.....	*443, 1936
5. DiMaggio.....	*439, 1942
6. T. Oliver.....	*433, 1931
7. Flagstead.....	429, 1925
8. Piersall.....	425, 1955
9. Speaker.....	*423, 1914
10. DiMaggio.....	420, 1949

PITCHER

1. Boyd.....	*42, 1985
2. J. Wood.....	*41, 1912
3. Clemens.....	*31, 1991
Monbouquette.....	*31, 1963
5. Wakefield.....	30, 2005
6. Buchholz.....	*29, 2012
Boddicker.....	29, 1990
8. Nipper.....	28, 1986
Nipper.....	28, 1984
Brewer.....	*28, 1956

Assists

FIRST BASE

1. Buckner.....	*184, 1985
2. Buckner.....	*157, 1986
3. Quintana.....	*137, 1990
4. Stuart.....	*134, 1963
5. Todt.....	*126, 1926
6. Ad. Gonzalez.....	*125, 2011
7. Lupien.....	118, 1943
8. York.....	*116, 1946
9. Foss.....	116, 1938
10. G. Scott.....	115, 1977

SECOND BASE

1. Wambsganss.....	494, 1924
2. Doerr.....	*490, 1943
3. Pratt.....	484, 1922
4. Doerr.....	*483, 1946
5. Doerr.....	480, 1940
6. Barrett.....	479, 1985
7. Reed.....	472, 1992
8. Regan.....	467, 1928
9. Doerr.....	*466, 1947
10. H. Ferris.....	461, 1902

THIRD BASE

1. Malzone.....	378, 1958
2. Malzone.....	370, 1957
3. Boggs.....	368, 1983
4. Malzone.....	357, 1959
5. Tabor.....	338, 1939
6. Boggs.....	335, 1985
7. Petrocelli.....	334, 1971
8. Pesky.....	*333, 1949
9. Boggs.....	330, 1984
10. J. Collins.....	328, 1901

SHORTSTOP

1. He. Wagner.....	569, 1908
2. V. Stephens.....	*540, 1948
3. Burleson.....	528, 1980
E. Scott.....	528, 1921
5. Burleson.....	523, 1979
6. V. Stephens.....	*508, 1949
7. Rhyme.....	502, 1931
8. Burleson.....	498, 1975
9. E. Scott.....	496, 1920
Parent.....	496, 1902

CATCHER

1. Criger.....	*156, 1903
2. Criger.....	*147, 1905
3. Carrigan.....	134, 1910
4. Schang.....	131, 1919
5. Carrigan.....	127, 1913
6. Criger.....	120, 1908
7. Criger.....	117, 1902
8. Criger.....	112, 1904
9. Carrigan.....	110, 1909
10. 2 players.....	109, 1900

OUTFIELD

1. Speaker.....	*35, 1912
Speaker.....	*35, 1909
3. Flagstead.....	*33, 1923
4. Speaker.....	*30, 1913
Hooper.....	*30, 1910
6. Speaker.....	29, 1914
Du. Lewis.....	*29, 1913
8. Du. Lewis.....	*28, 1910
Hooper.....	27, 1911
Du. Lewis.....	27, 1911

PITCHER

1. Mays.....	*122, 1918
2. Mays.....	*118, 1917
3. Mays.....	117, 1916
4. J. Wood.....	110, 1912
5. Tannehill.....	107, 1904
6. C. Young.....	105, 1901
7. J. Harris.....	103, 1906
C. Young.....	103, 1904
9. Ehmke.....	101, 1923
Ruth.....	101, 1917

* led league

Single-Season Fielding Leaders, Continued

Double Plays

FIRST BASE

1. York.....	*154, 1946
2. Foxx.....	153, 1938
3. T. Perez.....	150, 1980
G. Scott.....	150, 1977
5. Lupien.....	*149, 1943
6. Goodman.....	148, 1949
7. Dropo.....	147, 1950
8. Buckner.....	140, 1985
9. Gernert.....	139, 1953
10. G. Scott.....	*130, 1966

SECOND BASE

1. Doerr.....	134, 1949
2. Doerr.....	*132, 1943
3. Doerr.....	130, 1950
4. Doerr.....	*129, 1946
5. Ch. Schilling.....	121, 1961
6. Doerr.....	119, 1948
7. Doerr.....	*118, 1947
Doerr.....	*118, 1940
Doerr.....	*118, 1938
10. Remy.....	*114, 1978

THIRD BASE

1. Pesky.....	*48, 1949
2. Malzone.....	*45, 1961
3. Boggs.....	40, 1983
Malzone.....	*40, 1959
5. Lowell.....	39, 2006
6. Petrocelli.....	*38, 1972
7. Boggs.....	*37, 1987
Petrocelli.....	37, 1971
9. Foy.....	*36, 1968
Malzone.....	*36, 1960
Malzone.....	36, 1958

SHORTSTOP

1. Burleson.....	*147, 1980
2. V. Stephens.....	*128, 1949
3. V. Stephens.....	115, 1950
4. Garciparra.....	*113, 1997
V. Stephens.....	113, 1948
6. Lake.....	*112, 1945
7. Burleson.....	111, 1977
8. Cronin.....	110, 1938
9. Burleson.....	109, 1979
10. Bressoud.....	107, 1962

CATCHER

1. Ruel.....	*17, 1922
2. Pena.....	*15, 1991
Walters.....	15, 1920
Schang.....	*15, 1919
5. Hatteberg.....	*13, 1997
Pena.....	13, 1990
Gedman.....	13, 1985
Fisk.....	13, 1978
S. White.....	*13, 1957
S. White.....	13, 1956
Tebbetts.....	13, 1949

OUTFIELD

1. Speaker.....	*12, 1914
Speaker.....	*12, 1909
3. Leibold.....	*9, 1921
Speaker.....	*9, 1912
Du. Lewis.....	9, 1910
C. Stahl.....	*9, 1906
7. Bradley Jr.....	*8, 2014
Evans.....	*8, 1975
Taitt.....	*8, 1928
Flagstead.....	*8, 1923
S. Collins.....	*8, 1921
Hooper.....	*8, 1918
Speaker.....	*8, 1915

PITCHER

1. Ferriss.....	*10, 1945
2. B. Stanley.....	*8, 1980
Ehmke.....	8, 1923
4. Brewer.....	7, 1958
Hughson.....	7, 1942
B. Weiland.....	7, 1932
Bush.....	*7, 1920
8. 18 players.....	6, 1900

* led league



Dom DiMaggio's 503 putouts in 1948 set a single-season club mark for an outfielder.

Career Fielding Leaders

Games Played

FIRST BASE

1.	G. Scott.....	988
2.	Vaughn.....	928
3.	Todt.....	852
4.	Foxx.....	807
5.	Yastrzemski.....	765
6.	Youkilis.....	594
7.	Gernert.....	543
8.	McInnis.....	512
9.	Buckner.....	502
10.	2 players.....	448

SECOND BASE

1.	Doerr.....	1,852
2.	Pedroia.....	1,143
3.	H. Ferris.....	983
4.	Barrett.....	906
5.	Remy.....	685
6.	Griffin.....	603
7.	Regan.....	582
8.	Goodman.....	576
9.	Andrews.....	551
10.	Ch. Schilling.....	502

THIRD BASE

1.	Boggs.....	1,520
2.	Malzone.....	1,335
3.	Gardner.....	929
4.	Tabor.....	789
5.	J. Collins.....	735
6.	Petrocelli.....	727
7.	Hobson.....	568
8.	Lowell.....	528
9.	Pesky.....	457
10.	Foy.....	404

SHORTSTOP

1.	E. Scott.....	1,093
2.	Burleson.....	1,004
3.	Garcia-parra.....	956
4.	Parent.....	909
5.	Cronin.....	897
6.	He. Wagner.....	807
7.	Petrocelli.....	774
8.	Buddin.....	632
9.	Valentin.....	556
10.	Hoffman.....	552

CATCHER

1.	Varitek.....	1,488
2.	Fisk.....	990
3.	S. White.....	967
4.	Gedman.....	858
5.	Carrigan.....	649
6.	Criger.....	613
7.	Pena.....	539
8.	R. Ferrell.....	514
9.	Tillman.....	496
10.	Tebbetts.....	407


OUTFIELD

1.	T. Williams.....	2,151
2.	Evans.....	2,079
3.	Yastrzemski.....	2,076
4.	Hooper.....	1,637
5.	Rice.....	1,543
6.	DiMaggio.....	1,373
7.	Du. Lewis.....	1,165
8.	Greenwell.....	1,164
9.	Speaker.....	1,053
10.	Jensen.....	1,026

PITCHER

1.	B. Stanley.....	637
2.	Wakefield.....	590
3.	Papelbon.....	396
4.	Timlin.....	394
5.	Lowe.....	384
6.	Clemens.....	383
7.	Kinder.....	365
8.	C. Young.....	327
9.	Delock.....	322
10.	B. Lee.....	321

Fielding
Records



Bobby Doerr is the Red Sox all-time leader in games played, putouts, assists and double plays at 2nd base.

Career Fielding Leaders, Continued

Fielding Percentage

FIRST BASE

1. Youkilis.....	997
2. McInnis.....	996
3. Runnels.....	995
4. Yastrzemski.....	994
5. Todd.....	992
6. J. Fox.....	991
7. Buckner.....	990
8. Gernert.....	989
9. G. Scott.....	989
10. Vaughn.....	988

SECOND BASE

1. Pedroia.....	992
2. M. Barrett.....	986
3. Ch. Schilling.....	985
4. Jo. Reed.....	984
5. Remy.....	982
6. Griffin.....	981
7. Doerr.....	980
8. M. Andrews.....	975
9. Goodman.....	972
10. Regan.....	962

THIRD BASE

1. Lowell.....	972
2. Petrocelli.....	970
3. Pesky.....	963
4. Boggs.....	959
5. Malzone.....	956
6. L. Gardner.....	940
7. Foy.....	938
8. J. Collins.....	932
9. Tabor.....	931
10. Hobson.....	926

SHORTSTOP

1. Valentin.....	972
2. V. Stephens.....	971
3. Burleson.....	970
4. Petrocelli.....	970
5. Garciaparra.....	969
6. E. Scott.....	966
7. Hoffman.....	966
8. Bressoud.....	966
9. Pesky.....	965
10. Rivera.....	962

CATCHER

1. T. Pena.....	994
2. Varitek.....	994
3. Tillman.....	988
4. R. Ferrell.....	987
5. S. White.....	985
6. Gedman.....	984
7. Fisk.....	983
8. Tebbetts.....	981
9. Criger.....	975
10. Carrigan.....	971

OUTFIELD

1. Ellsbury.....	995
2. Da. Lewis.....	992
3. Damon.....	991
4. Piersall.....	989
5. Geiger.....	988
6. J.D. Drew.....	988
7. Lynn.....	987
8. D. Evans.....	987
9. T. Oliver.....	986
10. Burks.....	986

PITCHER

1. Monbouquette.....	985
2. Dobson.....	980
3. F. Sullivan.....	979
4. D. Ferris.....	979
5. W. Nixon.....	977
6. Bush.....	974
7. Hughson.....	974
8. Lowe.....	972
9. Penneck.....	971
10. 2 players tied.....	971

NOTE: Min. 200 total chances for pitchers;
min. 400 games for all other positions.

Putouts

FIRST BASE

1. Todd.....	8,676
2. G. Scott.....	8,560
3. Vaughn.....	7,842
4. J. Fox.....	7,126
5. Yastrzemski.....	6,459
6. McInnis.....	5,437
7. LaChance.....	4,860
8. Gernert.....	4,823
9. J. Stahl.....	4,524
10. Youkilis.....	4,488

SECOND BASE

1. Doerr.....	4,928
2. H. Ferris.....	2,410
3. Pedroia.....	1,992
4. M. Barrett.....	1,820
5. Goodman.....	1,420
6. Griffin.....	1,378
7. Remy.....	1,370
8. Regan.....	1,344
9. M. Andrews.....	1,283
10. Ch. Schilling.....	1,119

THIRD BASE

1. Malzone.....	1,270
2. Boggs.....	1,165
3. L. Gardner.....	1,008
4. J. Collins.....	968
5. Tabor.....	853
6. Petrocelli.....	581
7. Pesky.....	520
8. Hobson.....	473
9. Lord.....	463
10. Werber.....	461

SHORTSTOP

1. E. Scott.....	2,310
2. He. Wagner.....	1,923
3. Parent.....	1,856
4. Burleson.....	1,826
5. Cronin.....	1,767
6. Garciaparra.....	1,467
7. Petrocelli.....	1,283
8. Buddin.....	1,151
9. Pesky.....	1,097
10. Bressoud.....	946

CATCHER

1. Varitek.....	10,166
2. Fisk.....	5,111
3. Gedman.....	4,675
4. S. White.....	4,458
5. Pena.....	3,212
6. Tillman.....	3,075
7. Carrigan.....	2,961
8. Criger.....	2,876
9. Saltalamacchia.....	2,339
10. R. Ferrell.....	2,200

OUTFIELD

1. D. Evans.....	4,255
2. T. Williams.....	4,159
3. Yastrzemski.....	3,941
4. DiMaggio.....	3,859
5. Rice.....	3,103
6. Hooper.....	2,757
7. Speaker.....	2,562
8. R. Smith.....	2,332
9. Piersall.....	2,239
10. Lynn.....	2,213

PITCHER

1. Clemens.....	214
2. Wakefield.....	213
3. Brewer.....	125
4. B. Stanley.....	122
5. J. Wood.....	121
6. Monbouquette.....	120
7. Buchholz.....	114
8. Boyd.....	110
9. Tiant.....	109
10. Eckersley.....	106

Career Fielding Leaders, Continued

Assists

FIRST BASE

1. J. Foxx.....	614
2. Todd.....	610
3. G. Scott.....	590
4. Vaughn.....	544
5. Yastrzemski.....	512
6. Buckner.....	501
7. Youkilis.....	385
8. Gernert.....	384
9. McInnis.....	346
10. Quintana.....	259

SECOND BASE

1. Doerr.....	5,710
2. Pedroia.....	3,148
3. H. Ferris.....	3,063
4. M. Barrett.....	2,627
5. Remy.....	1,988
6. Regan.....	1,924
7. Goodman.....	1,635
8. Jo. Reed.....	1,541
9. Griffin.....	1,518
10. M. Andrews.....	1,422

THIRD BASE

1. Boggs.....	2,956
2. Malzone.....	2,824
3. L. Gardner.....	1,821
4. Tabor.....	1,662
5. J. Collins.....	1,573
6. Petrocelli.....	1,453
7. Hobson.....	1,042
8. Pesky.....	978
9. Lowell.....	975
10. Werber.....	811

SHORTSTOP

1. E. Scott.....	3,394
2. Burleson.....	3,240
3. Parent.....	2,979
4. Garciaparra.....	2,721
5. Cronin.....	2,691
6. He. Wagner.....	2,590
7. Petrocelli.....	2,313
8. Buddin.....	1,877
9. Pesky.....	1,709
10. Valentin.....	1,659

CATCHER

1. Criger.....	877
2. Carrigan.....	854
3. Varitek.....	541
4. S. White.....	482
5. Fisk.....	480
6. Gedman.....	381
7. P. Thomas.....	328
8. Cady.....	324
9. R. Ferrell.....	292
10. Walters.....	267

OUTFIELD

1. Hooper.....	260
2. Speaker.....	207
3. Yastrzemski.....	195
4. Du. Lewis.....	180
5. D. Evans.....	151
6. DiMaggio.....	147
7. T. Williams.....	140
8. Rice.....	137
9. Flagstead.....	117
10. Jensen.....	92

PITCHER

1. C. Young.....	689
2. Winter.....	466
3. Mays.....	450
4. Dinneen.....	405
5. J. Wood.....	402
6. B. Stanley.....	357
7. Ja. Russell.....	347
Ruth.....	347
9. Brewer.....	343
10. Parnell.....	327

Double Plays

FIRST BASE

1. G. Scott.....	815
2. Vaughn.....	785
3. J. Foxx.....	707
4. Todd.....	677
5. Yastrzemski.....	610
6. Gernert.....	540
7. Youkilis.....	443
8. Goodman.....	406
9. Buckner.....	378
10. McInnis.....	339

SECOND BASE

1. Doerr.....	1,507
2. Pedroia.....	718
3. M. Barrett.....	578
4. Remy.....	466
5. Goodman.....	443
6. Regan.....	387
7. Griffin.....	362
8. Jo. Reed.....	359
9. H. Ferris.....	340
10. Ch. Schilling.....	322

THIRD BASE

1. Boggs.....	299
2. Malzone.....	286
3. Tabor.....	153
4. Petrocelli.....	150
5. Pesky.....	121
6. L. Gardner.....	108
Lowell.....	108
8. J. Collins.....	88
9. Hobson.....	85
10. Foy.....	77

SHORTSTOP

1. Burleson.....	698
2. Cronin.....	565
3. Garciaparra.....	534
4. E. Scott.....	440
5. Buddin.....	438
6. Petrocelli.....	433
7. V. Stephens.....	396
8. Valentin.....	388
9. Pesky.....	362
10. Hoffman.....	319

CATCHER

1. S. White.....	79
2. Varitek.....	72
3. Carrigan.....	66
4. Criger.....	62
5. Fisk.....	61
6. Gedman.....	51
7. T. Pena.....	46
8. Walters.....	36
9. R. Ferrell.....	34
10. Tebbetts.....	33

OUTFIELD

1. Speaker.....	64
2. Hooper.....	56
3. D. Evans.....	40
4. Du. Lewis.....	35
5. DiMaggio.....	32
6. T. Williams.....	30
Yastrzemski.....	30
8. Flagstead.....	28
9. C. Stahl.....	20
10. Rice.....	19

PITCHER

1. B. Stanley.....	38
2. F. Sullivan.....	30
3. W. Nixon.....	27
Parnell.....	27
5. Wakefield.....	26
6. Brewer.....	22
7. Winter.....	20
8. B. Lee.....	19
Ruth.....	19
10. 3 players.....	18

Single-Game Fielding Records

First Base

Putouts, 9-inn. game

21	Bill Sweeney	6/24/1931
	Stuffy McInnis	7/19/1918

Putouts, extra-inn. game

31	Bob Unglaub (20 inn.)	7/4/1905(G2)
----	-----------------------	--------------

Assists, 9-inn. game

6	Bill Buckner	6/14/1986
	Stuffy McInnis	8/22/1918

Assists, extra-inn. game

5	Bill Buckner (12 inn.)	7/10/1986
	Bill Buckner (10 inn.)	5/10/1985

Chances accepted, 9-inn. game

++22	Stuffy McInnis	7/19/1918
------	----------------	-----------

Chances accepted, extra-inn. game

32	Bob Unglaub (20 inn.)	7/14/1905(G2)
----	-----------------------	---------------

Double plays, 9-inn. game

5	Many players, last M. Vaughn	8/31/1997
---	------------------------------	-----------

Double plays, extra-inn. game

**6	Adrian Gonzalez (17 inn.)	5/6/2012
-----	---------------------------	----------

Second Base

Putouts, 9-inn. game

10	Max Bishop	4/30/1934
	Hobe Ferris	5/13/1901

Putouts, extra-inn. game

11	Hobe Ferris (15 inn.)	6/21/1902
----	-----------------------	-----------

Assists, 9-inn. game

11	Hobe Ferris	9/23/1905(G1)
----	-------------	---------------

Assists, extra-inn. game

12	Hobe Ferris (20 inn.)	7/4/1905(G2)
----	-----------------------	--------------

Chances accepted, 9-inn. game

16	Bobby Doerr	5/30/1946(G2)
	Hobe Ferris	5/13/1901

Chances accepted, extra-inn. game

19	Dustin Pedroia (17 inn.)	5/6/2012
----	--------------------------	----------

Double plays, 9-inn. game

5	Bobby Doerr	8/8/1946(G2)
---	-------------	--------------

Double plays, extra-inn. game

5	Dustin Pedroia (17 inn.)	5/6/2012
---	--------------------------	----------

Third Base

Putouts, 9-inn. game

6	Many players, last W. Boggs	5/2/1988
---	-----------------------------	----------

Putouts, extra-inn. game

6	Harry Lord (11 inn.)	7/20/1910
---	----------------------	-----------

Assists, 9-inn. game

10	Freddy Sanchez	6/14/2003
	Frank Malzone	9/24/1957
	Vern Stephens	5/23/1951

Assists, extra-inn. game

10	Eddie Foster (13 inn.)	5/5/1920
----	------------------------	----------

Chances accepted, 9-inn. game

12	Vern Stephens	5/23/1951
	Jimmy Collins	5/1/1902

Chances accepted, extra-inn. game

++14	Jimmy Collins (15 inn.)	6/21/1902
------	-------------------------	-----------

Double plays, 9-inn. game

++4	Wade Boggs	8/9/1985
-----	------------	----------

Double plays, extra-inn. game

3	Frank Malzone (15 inn.)	7/3/1958
	Johnny Tobin (13 inn.)	4/29/1945(G2)

+ML record (since 1900) ++tied for ML record *AL record **tied for AL record

Shortstop

Putouts, 9-inn. game

10	Vern Stephens	6/25/1950(G1)
	Heinie Wagner	7/27/1907

Putouts, extra-inn. game

8	Rabbit Warstler (15 inn.)	7/23/1932(G1)
	Buddy Myer (12 inn.)	6/10/1927
	Heinie Wagner (15 inn.)	7/3/1913

Assists, 9-inn. game

11	Rick Burleson	5/7/1977
	Eddie Bressoud	9/18/1962
	Topper Rigney	7/15/1926(G2)

Assists, extra-inn. game

13	Everett Scott (14 inn.)	9/13/1920
----	-------------------------	-----------

Chances accepted, 9-inn. game

15	Many players, last R. Burleson	7/7/1977
----	--------------------------------	----------

Chances accepted, extra-inn. game

18	Fred Parent (17 inn.)	7/9/1902
----	-----------------------	----------

Double plays, 9-inn. game

5	Many players, last R. Burleson	7/22/1980
---	--------------------------------	-----------

Double plays, extra-inn. game

5	Vern Stephens (11 inn.)	5/5/1948
---	-------------------------	----------

Outfield

Putouts, 9-inn. game

++12	Jacoby Ellsbury, CF	5/20/2009
------	---------------------	-----------

Putouts, extra-inn. game

11	Gary Geiger, CF (13 inn.)	7/4/1963(G1)
	Lu Clinton (15 inn.)	7/13/1962

Assists, 9-inn. game

3	Many players, last R. Smith, RF	9/23/1972
---	---------------------------------	-----------

Assists, extra-inn. game

3	Ted Williams, LF (11 inn.)	5/5/1948
---	----------------------------	----------

Chances accepted, 9-inn. game

**12	Jacoby Ellsbury, CF	5/20/2009
------	---------------------	-----------

Chances accepted, extra-inn. game

11	Gary Geiger, CF (13 inn.)	7/4/1963(G1)
----	---------------------------	--------------

Double plays, 9-inn. game

++3	Ira Flagstead, CF	4/19/1926(G2)
-----	-------------------	---------------

Double plays, extra-inn. game

2	Many players, last J. Damon (13 inn.)	4/8/2004
---	---------------------------------------	----------

Catchers

Putouts, 9-inn. game

++20	Rich Gedman	4/29/1986
------	-------------	-----------

Putouts, extra-inn. game

20	Jason Varitek (13 inn.)	6/12/2009
	Jason Varitek (13 inn.)	9/15/1999

Assists, 9-inn. game

+8	Wally Schang	5/12/1920
----	--------------	-----------

Assists, extra-inn. game

6	Lou Criger (15 inn.)	6/21/1902
---	----------------------	-----------

Chances accepted, 9-inn. game

++20	Bill Haselman	9/18/1996
	Rich Gedman	4/29/1986

Chances accepted, extra-inn. game

20	Jason Varitek (13 inn.)	6/12/2009
	Jason Varitek (13 inn.)	9/15/1999

Double plays, 9-inn. game

3	George Bischoff	4/19/1926(G2)
---	-----------------	---------------

Double plays, extra-inn. game

2	Many players, last R. Gedman (14 inn.)	6/20/1982
---	----------------------------------------	-----------

Single-Game Fielding Records, Continued

Pitchers

Putouts, 9-inn. game

5	Al Nipper.....	9/18/1985
	Al Nipper.....	7/15/1984
	Bill Butland.....	8/30/42(G2)
	Elmer Steele.....	9/14/1908

Putouts, extra-inn. game

4	Rob Woodward (12 inn.).....	10/4/1985
	Jim Lonborg (10 inn.).....	9/7/1969
	Tom Brewer (10 inn.).....	9/13/1956

Assists, 9-inn. game

10	Carl Mays.....	8/26/1916
	Jesse Tannehill.....	4/27/1905

Assists, extra-inn. game

11	Jack Quinn (14 inn.).....	4/29/1922
----	---------------------------	-----------

Chances accepted, 9-inn. game

11	Lloyd Brown.....	9/13/1933
	Jack Russell.....	5/17/1928
	Babe Ruth.....	5/4/1918

Chances accepted, extra-inn. game

12	Carl Mays (17 inn.).....	7/14/1916
----	--------------------------	-----------

Double plays, 9-inn. game

3	Walt Masterson.....	6/25/50(G2)
	Joe Heving.....	8/17/38(G2)

Double plays, extra-inn. game

2	Many players, last J. Suppan (11 inn.) ...	5/29/1997
---	--------------------------------------------	-----------

+ML record (since 1900) ++tied for ML record *AL record

**tied for AL record

Errorless Streaks

Consecutive Games

FIRST BASE

Season:	*135	K. Youkilis.....	4/2-9/30/2007
Career:	*238	K. Youkilis.....	7/5/2006-6/6/08

SECOND BASE

Season:	73	B. Doerr.....	6/23-9/19/1948(G2)
Career:	98	D. Pedroia.....	7/30/2009-5/19/10

SHORTSTOP

Season:	57	Al. Gonzalez.....	4/11-6/30/2006
Career:	57	Al. Gonzalez.....	4/11-6/30/2006

THIRD BASE

Season:	77	R. Petrocelli.....	6/8-8/29/1971
Career:	77	R. Petrocelli.....	6/8-8/29/1971

OUTFIELD

Season:	154	J. Ellsbury.....	4/1-9/28/2011
Career:	290	J. Ellsbury.....	7/29/2009-9/1/12

CATCHER

Season:	90	T. Pena.....	4/10-8/20/1993
Career:	144	P. Daley.....	6/13/1956-9/10/58

PITCHER (STARTER)

Season:	47	E. Morris.....	4/11-9/27/1928
Career:	96	B. Monbouquette.....	9/9/1962-7/4/65

PITCHER (RELIEVER)

Season:	76	M. Timlin (15 TC).....	4/4-10/2/2004
Career:	257	R. Garces (61 TC).....	4/30/1996-7/20/01

Consecutive Chances

FIRST BASE

Season:	*1,300	S. McInnis.....	5/31-10/2/1921
Career:	*2,002	K. Youkilis.....	7/4/2006-6/6/08

SECOND BASE

Season:	414	B. Doerr.....	6/22-9/19/1948(G2)
Career:	436	D. Pedroia.....	7/29/2009-5/20/10

SHORTSTOP

Season:	222	V. Stephens.....	6/4-7/28/1950
Career:	227	R. Petrocelli.....	8/20/1968-5/30/69

THIRD BASE

Season:	232	R. Petrocelli.....	6/8-8/31/1971
Career:	232	R. Petrocelli.....	6/8-8/31/1971

OUTFIELD

Season:	394	J. Ellsbury.....	4/1-9/28/2011
Career:	707	J. Ellsbury.....	7/28/2009-9/3/12

CATCHER

Season:	626	J. Varitek.....	6/1-10/3/2004
Career:	1,053	J. Varitek.....	7/24/2009-9/14/11

PITCHER (STARTER)

Season:	84	Ja. Russell.....	4/20-9/26/1929
Career:	160	B. Monbouquette.....	9/9/1962-7/4/65

*AL Record

Miscellaneous Fielding

Pitchers Who Have Played Other Positions

YEAR	PITCHER	POSITIONS	YEAR	PITCHER	POSITIONS
2009	Javier Lopez	P-14, RF-1	1916	Sam Jones	P-12, OF-1
1980	Tom Burgmeier	P-62, LF-1	1913	Charles Hall	P-35, 3B-1
1942	Mike Ryba	P-18, C-3	1910	Charles Hall	P-35, OF-3
1940	Jim Bagby, Jr.	P-36, OF-1		Chris Mahoney	P-2, OF-1
1929	Red Ruffing	P-35, OF-2	1906	Ralph Glaze	P-13, 3B-1
1928	D. MacFayden	P-33, OF-1	1904	Jesse Tannehill	P-32, OF-5
1925	Joe Lucey	P-7, SS-3	1902	Tom Hughes	P-9, OF-3
1921	Joe Bush	P-37, OF-4	1901	Fred Mitchell	P-17, INF-3
1920	Joe Bush	P-35, OF-2		George Cuppy	P-13, OF-4
1919	Babe Ruth	P-17, OF-111, 1B-4		Charles Beville	P-2, 1B-1
1918	Babe Ruth	P-20, OF-59, 1B-13			
	Walt Kinney	P-5, OF-1			

Position Players Who Have Pitched

PITCHER	DATE	OPP.	SEASON POSITIONS	PITCHING LINE
Mike Carp	4/24/2014	vs. NYY	1B-20, OF-12, 3B-1	1.0 IP, 0 H, 1 R, 1 ER, 2 5 BB, 0 SO
Darnell McDonald	5/6/2012	vs. BAL	OF-31, DH-3	1.0 IP, 2 H, 3 R, 3 ER, 2 BB, 0 SO (L)
Darnell McDonald	8/26/2011	vs. OAK	OF-67, DH-8	1.0 IP, 1 H, 2 R, 2 ER, 2 BB, 0 SO
Bill Hall	5/28/2010	vs. KC	OF-65, 2B-51, SS-6, 3B-5	1.0 IP, 0 H, 0 R, 0 ER, 0 BB, 0 SO
Jonathan Van Every	5/8/2010	vs. NYY	OF-21	1.0 IP, 2 H, 2 R, 2 ER, 0 BB, 1 SO
Dusty Brown	9/30/2009	vs. TOR	C-6	1.0 IP, 2 H, 1 R, 1 ER, 0 BB, 1 SO
Nick Green	8/27/2009	vs. CWS	SS-81, 3B-9, 2B-7, OF-3	2.0 IP, 0 H, 0 R, 0 ER, 3 BB, 0 SO
Jonathan Van Every	4/30/2009	at TB	OF-6	0.2 IP, 1 H, 0 R, 0 ER, 1 BB, 0 SO
David McCarty	10/3/2004	at BAL		2.0 IP, 1 H, 0 R, 0 ER, 0 BB, 3 SO
David McCarty	6/12/2004	vs. LA		1.0 IP, 0 H, 0 R, 0 ER, 0 BB, 1 SO
David McCarty	4/9/2004	vs. TOR	1B-67, OF-17	0.2 IP, 1 H, 1 R, 1 ER, 1 BB, 0 SO
Mike Benjamin	6/21/1997	at DET	1B-4, 2B-5, 3B-19, SS-19	1.0 IP, 0 H, 0 R, 0 ER, 0 BB, 0 SO
Andy Tomberlin	5/20/1994	at MIN	OF-11, DH-1	2.0 IP, 1 H, 0 R, 0 ER, 1 BB, 1 SO
Steve Lyons	7/21/1991	vs. MIN	OF-47, INF-31	1.0 IP, 2 H, 0 R, 0 ER, 0 BB, 1 SO
Danny Heep	5/25/1990	at MIN	OF-14, 1B-5	1.0 IP, 4 H, 1 R, 1 ER, 0 BB, 0 SO
George Schmees	9/17/1952	at STL		2.0 IP, 4 H, 2 R, 2 ER, 0 BB, 0 SO
George Schmees	9/20/1952	at WAS	OF-38, 1B-2	4.0 IP, 5 H, 0 R, 0 ER, 2 BB, 2 SO
Eddie Lake	7/16/1944	at NYY	INF-45	2.0 IP, 2 H, 3 R, 1 ER, 1 BB, 0 SO, 2 HB
Eddie Lake	7/9/1944 (G1)	vs. CLE		3.0 IP, 5 H, 3 R, 3 ER, 2 BB, 3 SO
Eddie Lake	7/5/1944	vs. DET		6.0 IP, 6 H, 3 R, 3 ER, 2 BB, 1 SO
Eddie Lake	6/23/1944	vs. WAS		4.0 IP, 3 H, 1 R, 1 ER, 3 BB, 1 SO, 1 HB
Eddie Lake	6/2/1944	at DET		2.0 IP, 0 H, 0 R, 0 ER, 1 BB, 1 SO
Eddie Lake	5/17/1944 (G2)	vs. STL		2.1 IP, 4 H, 3 R, 1 ER, 2 BB, 1 SO
Ted Williams	8/24/1940 (G1)	vs. DET	OF-143	2.0 IP, 3 H, 1 R, 1 ER, 0 BB, 1 SO
Jimmie Foxx	8/6/1939	vs. DET	1B-123	1.0 IP, 0 H, 0 R, 0 ER, 0 BB, 1 SO
Doc Cramer	8/30/1938	vs. STL	OF-140	4.0 IP, 3 H, 2 R, 2 ER, 3 BB, 1 SO
Robert Reeves	9/7/1931	vs. WAS	2B-29	7.1 IP, 6 H, 3 R, 3 ER, 1 BB, 0 SO
Jack Rothrock	9/24/1928	at DET	OF-53, INF-49	1.0 IP, 0 H, 0 R, 0 ER, 0 BB, 0 SO
Doug Taitt	7/25/1928	at CLE	OF-139	1.0 IP, 2 H, 3 R, 3 ER, 2 BB, 1 SO
Henry Eibel	7/7/1920 (G1)	at PHA	OF-5, 1B-1	4.2 IP, 5 H, 2 R, 2 ER, 1 BB, 1 SO
Henry Eibel	7/2/1920	vs. WAS		2.0 IP, 1 H, 0 R, 0 ER, 1 BB, 1 SO
Henry Eibel	6/22/1920	at CLE		3.1 IP, 4 H, 2 R, 2 ER, 1 BB, 3 SO
Tris Speaker	10/7/1914	vs. WAS	OF-156, 1B-1	1.0 IP, 2 H, 1 R, 1 ER, 0 BB, 0 SO
Duffy Lewis	10/3/1913 (G2)	at WAS	OF-142	1.0 IP, 3 H, 2 R, 2 ER, 0 BB, 1 SO
Harry Hooper	10/3/1913 (G2)	at WAS	OF-147	2.0 IP, 2 H, 0 R, 0 ER, 1 BB, 0 SO

Position Players Who Have Caught (Since 1972)

DATE	PLAYER	OPP.	DETAILS
9/8/1993	Steve Lyons	at CWS	PH; caught last of 8th, no chances
6/8/1989	Randy Kutcher	at NYY	PH; (hit 2-out, 2-R 2B in 9th to tie score 7-7); caught 9th, 10th, 11th (1 PO); Sox lost 8-7
7/17/1987	Mike Greenwell	vs. OAK	Was DH; Sox scored 3 R in last of 9th to tie 4-4; caught 10th (3 PO and 1 E); Sox lost 11-6

Miscellaneous Fielding, Continued

Opening Day Starts

POS.	PLAYER	# OF LINEUPS	YEARS
RHP	Roger Clemens	8	1988-94, 96
LHP	Jon Lester	4	2011-14
	Mel Parnell	4	1950, 52-54
C	Jason Varitek	10	2000-09
1B	George Scott	7	1967-68, 70-71, 77-79
	Mo Vaughn	7	1992-98
2B	Bobby Doerr	13	1937-41, 43-44, 46-51
SS	Everett Scott	8	1914-21
3B	Wade Boggs	10	1983-92
LF	Carl Yastrzemski	15	1961-72, 74, 78-79
CF	Dom DiMaggio	9	1941-42, 46-52
RF	Dwight Evans	14	1973, 75-76, 78-87, 89
DH	David Ortiz	9	2004-12

NOTE: Carl Yastrzemski started a club-record 22 Opening Days (15 LF, 4 1B, 2 DH, 1 RF). Jack Rothrock had the most Opening Day positions played with 5 from 1928-32 (SS, 3B, LF, CF, RF). Billy Goodman (1B, 2B, LF, RF), Dwight Evans (1B, RF, CF, DH) and Carl Yastrzemski (1B, LF, RF, DH) started at 4 positions.

Triple Plays and Hidden Ball Plays

Recent Red Sox Triple Plays

DATE	OPP.	INN	BATTER	BASES	DETAILS
8/16/2011	vs. TB (G2)	4	S. Rodriguez	1_2_	Grounder to 3B Lowrie, touches 3B, to 2B Pedroia, to 1B Gonzalez
7/8/1994	vs. SEA	6	M. Newfield	1_2_	Liner caught by SS Valentin, touches 2B, tags runner*
7/28/1979	at TEX	1	A. Oliver	1_3_	Pop fly to 2B Brohamer, to 1B Watson, to 3B Hobson
7/23/1979	vs. CAL	8	W. Aikens	123	Liner caught by SS Burleson, touches 2B, to 1B Yastrzemski
5/10/1979	vs. CAL	7	J. Rudi	1_2_	Pop fly to 2B Remy, to SS Burleson, to 1B Scott
5/25/1972	vs. BAL	4	E. Hendricks	1_2_	Liner to 1B Josephson, touches 1B, to SS Aparicio who tags runner
7/15/1967	vs. BAL	1	P. Blair	1_2_	Liner to 3B Foy, to 2B Andrews, to 1B Scott
4/23/1966	vs. CLE	9	M. Alvis	1_3_	Grounder to 2B Smith, to SS Petrocelli, to 1B Scott, to C Tillman
8/18/1965	at BAL	1	B. Robinson	1_2_	Grounder to 3B Malzone, to 2B Mantilla, to 1B Horton, to 3B Malzone
9/28/1963	vs. LAA	7	F. Torres	1_2_	Bunt to P Smith, to 3B Malzone, to SS Bressoud, to 2B Mantilla (1B)
6/23/1954	at BAL	1	S. Mele	123	Grounder to SS Bolling, to 2B Consolo, to 1B Agganis, to C White

* Unassisted triple play, the 2nd in club history, also 1B George Burns on 9/14/23 vs. Cleveland.

NOTE: The Red Sox have turned 30 triple plays in club history.

Recent Triple Plays by Opponents

DATE	OPP.	INN	BATTER	BASES	DETAILS
8/6/2001	vs. TEX	4	S. Hatteberg	1_2_	Liner to SS Rodriguez, to 2B Velarde, touches 2B, tags runner
6/6/1996	vs. CWS	1	T. Naehring	1_2_	Grounder to 3B Ventura, touches 3B, to 2B Durham, to 1B Thomas
7/17/1990*	vs. MIN	8	J. Reed	1_2_	Grounder to 3B Gaetti, touches 3B, to 2B Newman, to 1B Hrbek
7/17/1990*	vs. MIN	4	T. Brunansky	123	Grounder to 3B Gaetti, touches 3B, to 2B Newman, to 1B Hrbek
7/4/1988	at KC	4	J. Rice	1_2_	Pop fly to CF Wilson, to 2B White, to 1B Brett
4/28/1971	vs. MIL	3	B. Conigliaro	1_3_	Grounder to SS Auerbach, to 2B Kubiak, to 1B Hegan, to C Rodriguez
9/4/1966 (G2)	at KCA	1	T. Conigliaro	123	Grounder to SS Campaneris, to 2B Green, to 1B Talton, to C Roof
9/4/1965 (G2)	at NYY	2	B. Tillman	1_2_	Grounder to 3B Boyer, to 2B Richardson, to 1B Pepitone, to 3B Boyer
4/24/1954	at WAS	3	K. Olson	1_2_	Bunt pop to P McDermott, to SS Hoderick, to 1B Sievers
8/29/1953	at CWS	9	K. Olson	1_2_	Liner to 1B Fain, tags 1B, to SS Carrasquel (2B)

* Red Sox became the first team in major league history to hit into 2 triple plays in the same game.

NOTE: The Red Sox have hit into 33 triple plays in club history.

Recent Red Sox Hidden Ball Plays

PLAYER, POS	DATE	OPP.	INN.	BASE	DETAILS/BASE RUNNER
Julio Lugo, SS	6/8/2007	at ARI	3	2B	Lugo/A. Callaspo
Steve Lyons, 2B	5/13/1991	vs. CWS	4	2B	Lyons/O. Guillen
Marty Barrett, 2B	9/5/1988	at BAL	4	2B	Flip to J. Reed/J. Traber
Marty Barrett, 2B	7/21/1985	vs. CAL	6	2B	Flip to G. Hoffman/D. DeCinces
Marty Barrett, 2B	7/7/1985	at CAL	2	2B	Barrett/B. Grich
Jackie Gutierrez, SS	8/17/1984	vs. MIN	7	2B	Gutierrez/T. Teufel

NOTE: There have been 18 documented hidden ball plays by Red Sox players. Marty Barrett (see above) and SS Johnny Pesky are the only known Sox to do so more than once. Pesky had 3 hidden ball plays vs. Bill Zuber (1942, WAS), Tommy Henrich (1942, NYY), and Buddy Lewis (1947, WAS). Thanks to Bill Deane of SABR for his research.

In one of the most dramatic moments in baseball history, Carlton Fisk hit a 12th-inning home run to end Game 6 of the 1975 World Series.



Red Sox in the Postseason

Red Sox in the Postseason

The Red Sox are 90-77-1 all-time in postseason play, having advanced to the postseason 21 times in 114 American League seasons, including 13 times in the last 29 years and 7 times in the last 12 years. Boston is 19-13 in 32 postseason series, having gone 6-4 in 10 trips to the AL Division Series (19-18 in Division Series play), 5-5 in 10 trips to the AL Championship Series (26-31 in Championship Series play) and 8-4 in 12 trips to the World Series (45-28-1 in World Series games), with 7-game losses in 1946, '67, '75 and '86. The Red Sox' 8 World Series titles are tied with the Giants for 4th all-time behind the Yankees (27), Cardinals (11), and A's (9).

The Boston Americans, who became the Red Sox in 1908, won the 1st World Series ever held (1903), 1 of only 4 best-of-9 Series to be played (again in 1919-21). By beating the Pittsburgh Pirates of the more established National League, they caused such an embarrassment that the NL refused to participate the following year when the Red Sox repeated as AL Champions.

The Sox have won 3 World Series titles (2004, 2007 and 2013) following an 86-year Championship drought and are tied with the Giants for the most since 2000.

Boston set a major league record with an 8-game winning streak to close out their run to the World Championship in 2004 (matched in 2005 by the Chicago White Sox who won their final 8 games en route to the Championship). The Red Sox also had a 7-game winning streak starting from Game 5 of the 2007 ALCS through their World Series win in 2007.

The Red Sox are 49-33-1 in postseason home games, including a 42-31-1 postseason mark at Fenway Park. They also hosted home World Series games at the Huntington Avenue Grounds in 1903 and at Braves Field in 1915 and 1916. The Sox have clinched World Series titles at home in 1903 at the Huntington Ave. Grounds, 1912 during Fenway Park's 1st season, 1916 playing at Braves Field, and 1918 and 2013 at Fenway Park.

Red Sox in the Division Series

YEAR	OPPONENT	WINNER	RESULT	RED SOX LEADING HITTER
1995	Cleveland Indians	Indians	0-3	Luis Alica .600 (6-for-10)
1998	Cleveland Indians	Indians	1-3	John Valentin .467 (7-for-15)
1999	Cleveland Indians	RED SOX	3-2	Mike Stanley .500 (10-for-20)
2003	Oakland Athletics	RED SOX	3-2	Johnny Damon .316 (6-for-19)
2004	Anaheim Angels	RED SOX	3-0	David Ortiz .545 (6-for-11)
2005	Chicago White Sox	White Sox	0-3	David Ortiz .333 (4-for-12)
2007	Los Angeles Angels	RED SOX	3-0	David Ortiz .714 (5-for-7)
2008	Los Angeles Angels	RED SOX	3-1	Jason Bay .412 (7-for-17)
2009	Los Angeles Angels	Angels	0-3	Jacoby Ellsbury .250 (3-for-12)
2013	Tampa Bay Rays	RED SOX	3-1	Jacoby Ellsbury .500 (9-for-18)

Red Sox in the ALCS

YEAR	OPPONENT	WINNER	GAMES	RED SOX LEADING HITTER
1975	Oakland Athletics	RED SOX	3-0	Carl Yastrzemski .455 (5-for-11)
1986	California Angels	RED SOX	4-3	Spike Owen .429 (9-for-21)
1988	Oakland Athletics	Athletics	0-4	Wade Boggs .385 (5-for-13)
1990	Oakland Athletics	Athletics	0-4	Wade Boggs .438 (7-for-16)
1999	New York Yankees	Yankees	1-4	Jose Offerman .458 (11-for-24)
2003	New York Yankees	Yankees	3-4	Todd Walker .370 (10-for-27)
2004	New York Yankees	RED SOX	4-3	David Ortiz .387 (12-for-31)
2007	Cleveland Indians	RED SOX	4-3	Kevin Youkilis .500 (14-for-28)
2008	Tampa Bay Rays	Rays	3-4	Coco Crisp .450 (9-for-20)
2013	Detroit Tigers	RED SOX	4-2	Jacoby Ellsbury .318 (7-for-22)

Red Sox in the World Series

YEAR	OPPONENT	WINNER	GAMES	RED SOX LEADING HITTER
1903	Pittsburg Pirates	BOSTON (AL)	5-3	Chick Stahl .303 (10-for-33)
1904	NO SERIES HELD			
1912	New York Giants	RED SOX	4-3-1	Tris Speaker .300 (9-for-30)
1915	Philadelphia Phillies	RED SOX	4-1	Duffy Lewis .444 (8-for-18)
1916	Brooklyn Dodgers	RED SOX	4-1	Duffy Lewis .353 (6-for-17)
1918	Chicago Cubs	RED SOX	4-2	Wally Schang .444 (4-for-9)
1946	St. Louis Cardinals	Cardinals	3-4	Wally Moses .417 (5-for-12)
1967	St. Louis Cardinals	Cardinals	3-4	Carl Yastrzemski .400 (10-for-25)
1975	Cincinnati Reds	Reds	3-4	Carl Yastrzemski .310 (9-for-29)
1986	New York Mets	Mets	3-4	Marty Barrett .433 (13-for-30)
2004	St. Louis Cardinals	RED SOX	4-0	Bill Mueller .429 (6-for-14)
2007	Colorado Rockies	RED SOX	4-0	Jacoby Ellsbury .438 (7-for-16)
2013	St. Louis Cardinals	RED SOX	4-2	David Ortiz .688 (11-for-16)

*min. 10 PA on hitting leaders

Red Sox in the Postseason, Continued

2013 American League Division Series

(Red Sox 3, Rays 1)

Game 1

at BOSTON (Day) | Friday, October 4

	R	H	E
Tampa Bay	0	1	0
Boston	0	0	0

MOORE (L), W. Wright (5), Archer (5), Torres (7), J. Wright (8) and Lobaton
LESTER (W), Tazawa (8), Dempster (9) and Saltalamacchia
HR—Rodriguez (1), Zobrist (1)
T—3:33; A—38,177

Game 2

at BOSTON (Night) | Saturday, October 5

	R	H	E
Tampa Bay	0	1	0
Boston	2	0	2

PRICE (L), McGee (8) and Molina, Lobaton (6)
LACKEY (W), Breslow (6), Tazawa (8), Uehara (9-SV) and Ross
HR—Ortiz 2 (2)
T—3:14; A—38,705

Game 3

at TAMPA BAY (Night) | Monday, October 7

	R	H	E
Boston	1	0	0
Tampa Bay	0	0	0

Buchholz, Breslow (7), Tazawa (7), Morales (8), Workman (8), UEHARA (9-L)
and Saltalamacchia
Cobb, Torres (6), Peralta (7), McGee (8), RODNEY (9-W) and Molina, Lobaton (9)
HR—Longoria (1), Lobaton (1)
T—4:19; A—33,675

Game 4

at TAMPA BAY (Night) | Tuesday, October 8

	R	H	E
Boston	0	0	0
Tampa Bay	0	0	0

Peavy, BRESLOW (6-W), Tazawa (8), Uehara (8-SV) and Saltalamacchia, Ross (7)
Hellickson, J. Wright (2), Moore (3), Torres (5), McGEE (7-L), Peralta (7), Rodney (9),
Archer (9), W. Wright (9) and Lobaton, Molina (9)
HR—None
T—3:49; A—33,807

2013 ALDS Statistics

Batter	AVG	G	AB	R	H	2B	3B	HR	RBI	GW	SH	SF	HB	BB	SO	SB	CS	E
Berry	.000	1	0	0	0	0	0	0	0	0	0	0	0	0	0	0	0	0
Bogaerts	.000	2	0	3	0	0	0	0	0	0	0	0	0	2	0	0	0	0
Carp	.000	1	1	0	0	0	0	0	0	0	0	0	0	1	0	0	0	0
Drew	.133	4	15	1	2	0	1	0	2	1	0	0	0	0	2	0	0	0
Ellsbury	.500	4	18	7	9	2	0	0	2	0	0	0	0	1	2	4	0	0
Gomes	.222	4	9	3	2	1	0	0	2	0	0	0	0	2	1	0	0	0
Middlebrooks	.231	4	13	1	3	1	0	0	1	0	0	0	0	3	4	0	0	0
Napoli	.154	4	13	1	2	1	0	0	1	0	0	0	0	4	4	0	0	0
Nava	.200	2	5	0	1	0	0	0	0	0	0	0	0	2	2	0	1	0
Ortiz	.385	4	13	4	5	1	0	2	3	0	0	0	0	5	2	0	0	0
Pedroia	.235	4	17	2	4	1	0	0	5	1	0	2	0	0	3	0	0	0
Ross	.200	2	5	1	1	1	0	0	0	0	0	0	0	2	0	0	0	0
Saltalamacchia	.300	3	10	1	3	1	0	0	3	0	0	0	0	1	7	0	0	0
Victorino	.429	4	14	2	6	0	0	0	3	1	1	0	4	0	3	1	0	0
Red Sox	.286	4	133	26	38	9	1	2	22	3	1	2	4	20	33	6	1	0
Rays	.225	4	129	12	29	5	1	4	12	1	0	1	2	11	33	1	0	3
Pitcher	W	L	ERA	G	GS	CG	SHO	SV	IP	H	R	ER	HR	HB	BB	SO	WP	
Breslow	1	0	0.00	3	0	0	0	0	3.2	2	0	0	0	1	1	4	0	
Buchholz	0	0	4.50	1	1	0	0	0	6.0	7	3	3	1	0	3	5	0	
Dempster	0	0	0.00	1	0	0	0	0	1.0	1	0	0	0	0	0	2	0	
Lackey	1	0	6.75	1	1	0	0	0	5.1	7	4	4	0	1	3	6	0	
Lester	1	0	2.35	1	1	0	0	0	7.2	3	2	2	2	0	3	7	0	
Morales	0	0	27.00	1	0	0	0	0	0.1	1	1	1	0	0	1	0	0	
Peavy	0	0	1.59	1	1	0	0	0	5.2	5	1	1	0	0	0	3	0	
Tazawa	0	0	0.00	4	0	0	0	0	2.1	1	0	0	0	0	0	2	1	
Uehara	0	1	3.00	3	0	0	0	2	3.0	1	1	1	1	0	0	4	0	
Workman	0	0	0.00	1	0	0	0	0	0.2	1	0	0	0	0	0	0	0	
Red Sox	3	1	3.03	4	4	0	0	2	35.2	29	12	12	4	2	11	33	1	
Rays	1	3	6.35	4	4	0	0	0	34.0	38	26	24	2	4	20	33	4	

Red Sox in the Postseason

Red Sox in the Postseason, Continued

2013 American League Championship Series

(Red Sox 4, Tigers 2)

Game 1

at BOSTON (Night) | Saturday, October 12

	R	H	E
Detroit	0	0	0
Boston	0	0	0

SANCHEZ (W), Albuquerque (7), Veras (8), Smyly (8), Benoit (9-SV) and Avila LESTER (L), Tazawa (7), Breslow (8), Uehara (9) and Ross, Saltalamacchia (8)
 HR—None
 T—3:56; A—38,210

Game 2

at BOSTON (Night) | Sunday, October 13

	R	H	E
Detroit	0	1	0
Boston	0	0	0

Scherzer, Veras (8), Smyly (8), Alburquerque (8), Benoit (8), PORCELLO (9-L) and Avila Buchholz, Workman (6), Doubront (7), UEHARA (9-W) and Saltalamacchia HR—Cabrera (1), Avila (1), Ortiz (1)
 T—3:28; A—38,029

Game 3

at DETROIT (Day) | Tuesday, October 15

	R	H	E
Boston	0	0	0
Detroit	0	0	0

LACKEY (W), Breslow (7), Tazawa (8), Uehara (8-SV) and Saltalamacchia VERLANDER (L), Veras (9), Coke (9), Alburquerque (9) and Avila HR—Napoli (1)
 T—3:20 (0:17 delay); A—42,327

Game 4

at DETROIT (Night) | Wednesday, October 16

	R	H	E
Boston	0	0	0
Detroit	0	0	0

PEAVY (L), Workman (4), Dempster (6), Morales (7), Doubront (8) and Saltalamacchia FISTER (W), Coke (7), Alburquerque (7), Smyly (7), Benoit (9) and Avila HR—None
 T—3:27; A—42,765

Game 5

at DETROIT (Night) | Thursday, October 17

	R	H	E
Boston	0	3	1
Detroit	0	0	0

LESTER (W), Tazawa (6), Breslow (7), Uehara (8-SV) and Ross SANCHEZ (L), Coke (7), Veras (7), Alburquerque (9) and Avila, Pena (5)
 HR—Napoli (2)
 T—3:47; A—42,669

Game 6

at BOSTON (Night) | Saturday, October 19

	R	H	E
Detroit	0	0	0
Boston	0	0	0

SCHERZER (L), Smyly (7), Veras (7), Coke (7), Alburquerque (8) and Avila Buchholz, Morales (6), Workman (6), TAZAWA (7-W), Breslow (8), Uehara (9-SV) and Saltalamacchia HR—Victorino (1)
 T—3:52; A—38,823

2013 ALCS Statistics

Batter	AVG	G	AB	R	H	2B	3B	HR	RBI	GW	SH	SF	HB	BB	SO	SB	CS	E
Berry	.000	1	0	0	0	0	0	0	0	0	0	0	0	0	0	1	0	0
Bogaerts	.500	4	6	4	3	3	0	0	0	0	0	0	0	3	1	0	0	0
Carp	.000	3	5	0	0	0	0	0	0	0	0	0	0	0	2	0	0	0
Drew	.050	6	20	0	1	0	0	0	0	0	0	0	0	1	10	0	0	1
Ellsbury	.318	6	22	3	7	1	1	0	3	0	0	0	0	4	6	2	1	0
Gomes	.188	5	16	3	3	1	0	0	0	0	0	0	0	7	0	0	0	0
Middlebrooks	.100	5	10	1	1	1	0	0	0	0	0	0	0	5	0	0	0	0
Napoli	.300	6	20	4	6	2	0	2	2	2	0	0	0	1	11	0	0	0
Nava	.333	2	6	0	2	0	0	0	0	0	0	0	0	1	3	0	0	0
Ortiz	.091	6	22	1	2	0	0	1	4	0	0	0	0	3	4	0	0	0
Pedroia	.273	6	22	1	6	1	0	0	1	0	0	0	0	4	6	1	0	0
Ross	.500	2	4	0	2	1	0	0	1	0	1	0	0	1	1	0	0	0
Saltalamacchia	.188	5	16	0	3	0	0	0	2	1	0	0	0	0	8	0	0	0
Victorino	.125	6	24	2	3	1	0	1	5	1	0	0	2	0	9	1	0	1
Red Sox	.202	6	193	19	39	11	1	4	18	4	1	0	2	18	73	5	1	3
Tigers	.254	6	197	18	50	9	0	2	17	2	2	0	4	18	42	2	0	4
Pitcher	W	L	ERA	G	GS	CG	SHO	SV	IP	H	R	ER	HR	HB	BB	SO	WP	
Breslow	0	0	0.00	4	0	0	0	0	3.1	1	0	0	0	0	4	2	0	
Buchholz	0	0	5.91	2	2	0	0	0	10.2	12	7	7	2	1	2	10	1	
Dempster	0	0	0.00	1	0	0	0	0	1.0	1	0	0	0	0	0	0	0	
Doubront	0	0	0.00	2	0	0	0	0	2.1	1	0	0	0	1	2	1	0	
Lackey	1	0	0.00	1	1	0	0	0	6.2	4	0	0	0	0	0	8	0	
Lester	1	1	2.31	2	2	0	0	0	11.2	13	3	3	0	2	4	7	0	
Morales	0	0	0.00	2	0	0	0	0	1.0	2	0	0	0	0	1	0	0	
Peavy	0	1	21.00	1	1	0	0	0	3.0	5	7	7	0	0	3	1	0	
Tazawa	1	0	3.38	4	0	0	0	0	2.2	4	1	1	0	0	0	1	0	
Uehara	1	0	0.00	5	0	0	0	3	6.0	4	0	0	0	0	0	9	0	
Workman	0	0	0.00	3	0	0	0	0	4.2	3	0	0	0	0	2	3	0	
Red Sox	4	2	3.06	6	6	0	1	3	53.0	50	18	18	2	4	18	42	1	
Tigers	2	4	2.77	6	6	0	1	1	52.0	39	19	16	4	2	18	73	6	

Red Sox in the Postseason

Red Sox in the Postseason, Continued

2013 World Series

(Red Sox 4, Cardinals 2)

Game 1

at BOSTON (Night) | Wednesday, October 23

	R	H	E
St. Louis	0	0	0
Boston	3	2	0

WAINWRIGHT (L), Axford (6), Choate (7), Maness (7), Siegrist (7), Martinez (8) and Molina
 LESTER (W), Tazawa (8), Dempster (9) and Ross
 HR—Ortiz (1), Holliday (1)
 T—3:17; A—38,345

Game 2

at BOSTON (Night) | Thursday, October 24

	R	H	E
St. Louis	0	0	0
Boston	0	0	0

WACHA (W), Martinez (7), Rosenthal (9-SV) and Molina
 LACKEY (L), Breslow (7), Tazawa (7), Workman (8), Uehara (9) and Saltalamacchia
 HR—Ortiz (2)
 T—3:05; A—38,436

Game 3

at ST. LOUIS (Night) | Saturday, October 26

	R	H	E
Boston	0	0	0
St. Louis	2	0	0

Peavy, Doubont (5), Breslow (7), Tazawa (7), WORKMAN (8-L), Uehara (9) and Saltalamacchia
 Kelly, Choate (6), Maness (6), Siegrist (7), Martinez (8), ROSENTHAL (8-W) and Molina
 HR—None
 T—3:54; A—47,432

Game 4

at ST. LOUIS (Night) | Sunday, October 27

	R	H	E
Boston	0	0	0
St. Louis	0	0	1

Buchholz, DOUBRONT (5-W), Breslow (7), Tazawa (7), Lackey (8), Uehara (9-SV) and Ross
 LYNN (L), Maness (6), Choate (7), Siegrist (8), Axford (8) and Molina
 HR—Gomes (1)
 T—3:34; A—47,469

Game 5

at ST. LOUIS (Night) | Monday, October 28

	R	H	E
Boston	1	0	0
St. Louis	0	0	0

LESTER (W), Uehara (8-SV) and Ross
 WAINWRIGHT (L), Martinez (8), Rosenthal (9) and Molina
 HR—Holliday (2)
 T—2:52; A—47,436

Game 6

at BOSTON (Night) | Wednesday, October 30

	R	H	E
St. Louis	0	0	0
Boston	0	0	3

WACHA (L), Lynn (4), Maness (4), Siegrist (5), Martinez (6), Choate (8), Rosenthal (8) and Molina
 LACKEY (W), Tazawa (7), Workman (8), Uehara (9) and Ross
 HR—Drew (1)
 T—3:15; A—38,447

2013 World Series Statistics

Batter	AVG	G	AB	R	H	2B	3B	HR	RBI	GW	SH	SF	HB	BB	SO	SB	CS	E
Berry	.000	1	0	0	0	0	0	0	0	0	0	0	0	0	1	0	0	0
Bogaerts	.238	6	21	2	5	0	1	0	2	0	0	1	0	1	8	0	0	1
Carp	.000	2	2	0	0	0	0	0	1	0	0	0	0	0	0	0	0	0
Drew	.158	6	19	3	3	0	0	1	2	0	0	1	0	1	7	0	0	0
Ellsbury	.250	6	24	4	6	1	0	0	1	0	0	0	0	2	6	0	0	2
Gomes	.118	6	17	2	2	0	0	1	3	1	0	0	1	3	4	0	0	1
Middlebrooks	.000	1	2	0	0	0	0	0	0	0	0	0	0	0	1	0	0	1
Napoli	.154	5	13	0	2	1	0	0	4	1	0	0	0	1	6	0	0	0
Nava	.143	5	14	1	2	1	0	0	2	0	0	0	0	0	4	0	0	0
Ortiz	.688	6	16	7	11	2	0	2	6	0	0	1	0	8	1	0	0	0
Pedroia	.208	6	24	5	5	2	0	0	1	0	0	0	0	1	4	0	0	1
Ross	.188	4	16	1	3	1	0	0	1	1	0	0	0	0	8	0	0	0
Saltalamacchia	.000	2	6	0	0	0	0	0	0	0	0	0	0	2	4	0	0	1
Victorino	.154	4	13	2	2	1	0	0	4	1	0	0	1	2	2	0	0	0
Buchholz	.000	1	1	0	0	0	0	0	0	0	0	0	0	0	1	0	0	0
Doubont	.000	2	1	0	0	0	0	0	0	0	0	0	0	0	1	0	0	0
Lester	.000	2	3	0	0	0	0	0	0	0	0	0	0	0	1	0	0	0
Peavy	.000	1	1	0	0	0	0	0	0	0	0	0	0	0	0	0	0	0
Workman	.000	3	1	0	0	0	0	0	0	0	0	0	0	0	1	0	0	0
Red Sox	.211	6	194	27	41	9	1	4	27	4	0	3	2	21	59	1	0	8
Cardinals	.224	6	201	14	45	7	1	2	12	0	2	1	1	13	43	3	0	5

Pitcher	W	L	ERA	G	GS	CG	SHO	SV	IP	H	R	ER	HR	HB	BB	SO	WP
Breslow	0	0	54.00	3	0	0	0	0	0.1	3	3	2	0	1	2	0	0
Buchholz	0	0	0.00	1	1	0	0	0	4.0	3	1	0	0	0	3	2	1
Dempster	0	0	9.00	1	0	0	0	0	1.0	2	1	1	1	1	0	0	1
Doubont	1	0	1.93	2	0	0	0	0	4.2	2	1	1	0	0	1	3	0
Lackey	1	1	2.57	3	2	0	0	0	14.0	14	4	4	0	0	3	11	3
Lester	2	0	0.59	2	2	0	0	0	15.1	9	1	1	1	0	1	15	0
Peavy	0	0	4.50	1	1	0	0	0	4.0	6	2	2	0	0	1	4	0
Tazawa	0	0	0.00	5	0	0	0	0	2.1	1	0	0	0	0	1	3	0
Uehara	0	0	0.00	5	0	0	0	2	4.2	2	0	0	0	0	0	3	0
Workman	0	1	0.00	3	0	0	0	0	3.1	3	1	0	0	0	1	1	0
Red Sox	4	2	1.84	6	6	0	0	2	53.2	45	14	11	2	1	13	43	4
Cardinals	2	4	3.98	6	6	0	0	1	52.0	41	27	23	4	2	21	59	1

Red Sox in the Postseason

Red Sox in the Postseason, Continued

2009 American League Division Series

(Angels 3, Red Sox 0)

Game 1

at ANAHEIM (Night) | Thursday, October 8

	R	H	E
Boston	0	0	0
Los Angeles	5	7	1

LESTER (L), Ramirez (7), Saito (7), Bard (8) and Martinez
LACKEY (W), Oliver (8), and Napoli
HR—Hunter (1)
T—3:09; A—45,070

Game 2

at ANAHEIM (Night) | Friday, October 9

	R	H	E
Boston	0	0	0
Los Angeles	4	6	0

BECKETT (L), Wagner (7), Papelbon (8), and Martinez
WEAVER (W), Oliver (8), Jepsen (8), Fuentes (9-SV) and Napoli
HR—None
T—3:11; A—45,223

Game 3

at BOSTON (Day) | Sunday, October 11

	R	H	E
Los Angeles	0	0	0
Boston	6	7	1

Kazmir, Bulger (7), Jepsen (8), OLIVER (8-W), Fuentes (9-SV) and Napoli, Mathis (9)
Buchholz, Bard (6), Wagner (8), PAPELBON (8-L), Okajima (9) and Martinez
HR—Morales (1), Drew (1)
T—3:49; A—38,704

2009 ALDS Statistics

Batter	AVG	G	AB	R	H	2B	3B	HR	RBI	GW	SH	SF	HB	BB	SO	SB	CS	E
Anderson	—	1	0	0	0	0	0	0	0	0	0	0	0	0	0	0	0	0
Bay	.125	3	8	0	1	0	0	0	0	0	0	0	0	3	3	0	0	1
Drew	.222	3	9	1	2	0	0	1	2	0	0	0	0	1	1	0	0	0
Ellsbury	.250	3	12	2	3	0	1	0	0	0	0	0	0	0	2	0	0	0
Gathright	—	1	0	1	0	0	0	0	0	0	0	0	0	0	1	0	0	0
Gonzalez	.167	3	6	1	1	0	0	0	0	0	0	0	0	1	1	0	0	1
Kotchman	.000	3	1	0	0	0	0	0	0	0	0	0	0	0	0	0	0	0
Lowell	.200	3	10	1	2	0	0	0	1	0	0	0	0	1	0	0	0	1
Lowrie	.000	3	2	0	0	0	0	0	0	0	0	0	0	0	1	0	0	0
Martinez	.182	3	11	0	2	0	0	0	2	0	0	0	0	1	2	0	0	0
Ortiz	.083	3	12	0	1	0	0	0	0	0	0	0	0	0	4	0	0	0
Pedroia	.167	3	12	1	2	1	0	0	2	0	0	0	0	1	0	0	0	0
Varitek	—	0	0	0	0	0	0	0	0	0	0	0	0	0	0	0	0	0
Youkilis	.083	3	12	0	1	1	0	0	0	0	0	0	0	0	2	0	0	1
Red Sox	.158	3	95	7	15	2	1	1	7	0	0	0	0	8	16	1	0	4
Angels	.258	3	93	16	24	6	1	2	14	3	2	1	3	10	18	3	1	1

Pitcher	W	L	ERA	G	GS	CG	SHO	SV	IP	H	R	ER	HR	HB	BB	SO	WP
Bard	0	0	0.00	2	0	0	0	0	3.0	0	0	0	0	0	0	4	0
Beckett	0	1	5.40	1	1	0	0	0	6.2	5	4	4	0	1	1	3	0
Buchholz	0	0	3.60	1	1	0	0	0	5.0	6	2	2	1	1	1	3	0
Byrd	0	0	—	0	0	0	0	0	0.0	0	0	0	0	0	0	0	0
Lester	0	1	4.50	1	1	0	0	0	6.0	4	3	3	1	0	4	5	0
Matsuzaka	0	0	—	0	0	0	0	0	0.0	0	0	0	0	0	0	0	0
Okajima	0	0	0.00	1	0	0	0	0	0.1	0	0	0	0	0	0	0	0
Papelbon	0	1	13.50	2	0	0	0	0	2.0	4	3	3	0	0	2	1	0
Ramirez	0	0	—	1	0	0	0	0	0.0	1	2	2	0	1	1	0	0
Saito	0	0	0.00	1	0	0	0	0	1.0	2	0	0	0	0	0	0	0
Wagner	0	0	18.00	2	0	0	0	0	1.0	2	2	2	0	0	1	2	0
Red Sox	0	3	5.76	3	3	0	0	0	25.0	24	16	16	2	3	10	18	0
Angels	3	0	2.33	3	3	0	1	2	27.0	15	7	7	1	0	8	16	1

Red Sox in the Postseason

Red Sox in the Postseason, Continued

2008 American League Division Series

(Red Sox 3, Angels 1)

Game 1

at ANAHEIM (Night) | Wednesday, October 1

	R	H	E
Boston	0	0	2
Los Angeles	0	0	1

LESTER (W), Masterson (8), Papelbon (9-5V) and Varitek
LACKEY (L), Oliver (7), Shields (8), Arredondo (9) and Napoli
HR—Bay (1)
T—3:14; A—44,996

Game 2

at ANAHEIM (Night) | Friday, October 3

	R	H	E
Boston	4	0	2
Los Angeles	1	0	0

Matsuzaka, Okajima (6), Masterson (7), PAPERBON (8-W) and Varitek
Santana, Arredondo (6), Shields (8), RODRIGUEZ (8-L) and Mathis, Napoli (6)
HR—Bay (2), Drew (1)
T—3:51; A—45,354

Game 3

at BOSTON (Night) | Sunday, October 5

	R	H	E
Los Angeles	1	0	2
Boston	0	3	0

Saunders, Arredondo (5), Oliver (7), Shields (7), Rodriguez (10), WEAVER (11-W) and Napoli
Beckett, Delcarmen (6), Okajima (7), Masterson (8), Papelbon (10), LOPEZ (12-L) and Varitek, Cash (10), Ross (12)
HR—Napoli 2 (2)
T—5:19; A—39,067

Game 4

at BOSTON (Night) | Monday, October 6

	R	H	E
Los Angeles	0	0	0
Boston	0	0	0

Lackey, SHIELDS (8-L) and Napoli
Lester, Okajima (8), Masterson (8), DELCARMEN (9-W) and Varitek
HR—None
T—2:50; A—38,785

2008 ALDS Statistics

Batter	AVG	G	AB	R	H	2B	3B	HR	RBI	GW	SH	SF	HB	BB	SO	SB	CS	E
Bay	.412	4	17	3	7	2	0	2	5	1	0	0	0	2	4	0	0	0
Casey	—	0	0	0	0	0	0	0	0	0	0	0	0	0	0	0	0	0
Cash	—	1	0	0	0	0	0	0	0	0	0	0	0	0	0	0	0	0
Cora	.250	2	4	1	1	1	0	0	0	0	0	0	0	1	1	0	0	0
Crisp	.250	2	4	2	1	0	0	0	0	0	0	0	0	1	0	1	0	0
Drew	.286	4	14	2	4	1	0	1	3	1	0	0	0	4	0	0	0	0
Ellsbury	.333	4	18	2	6	3	0	0	6	0	0	0	0	2	2	3	1	0
Kotsay	.300	3	10	1	3	0	0	0	0	0	0	0	0	0	1	0	0	0
Lowell	.000	2	8	0	0	0	0	0	0	0	0	0	0	1	3	0	0	0
Lowrie	.364	3	11	2	4	0	0	0	1	1	0	0	1	1	3	0	0	1
Ortiz	.235	4	17	1	4	1	0	0	1	0	0	0	3	4	0	0	0	0
Pedroia	.059	4	17	0	1	1	0	0	1	0	0	0	1	2	2	0	0	0
Ross	—	1	0	0	0	0	0	0	0	0	0	0	0	0	0	0	0	0
Varitek	.214	4	14	2	3	0	0	0	0	0	1	0	0	0	1	0	0	0
Velazquez	—	0	0	0	0	0	0	0	0	0	0	0	0	0	0	0	0	0
Youkilis	.222	4	18	2	4	1	0	0	1	0	0	0	0	2	3	0	0	0
Red Sox	.250	4	152	18	38	10	0	3	18	3	1	0	2	15	28	4	1	1
Angels	.273	4	154	13	42	3	1	2	13	1	2	1	1	15	34	2	1	4
Pitcher	W	L	ERA	G	GS	CG	SHO	SV	IP	H	R	ER	HR	HB	BB	SO	WP	
Beckett	0	0	7.20	1	1	0	0	0	5.0	9	4	4	2	0	4	6	0	
Byrd	0	0	—	0	0	0	0	0	0.0	0	0	0	0	0	0	0	0	
Delcarmen	1	0	0.00	2	0	0	0	0	2.1	1	0	0	0	1	0	1	0	
Lester	1	0	0.00	2	2	0	0	0	14.0	10	1	0	0	0	3	11	0	
Lopez	0	1	9.00	1	0	0	0	0	1.0	3	1	1	0	0	0	1	0	
Masterson	0	0	2.25	4	0	0	0	0	4.0	6	2	1	0	0	3	3	0	
Matsuzaka	0	0	5.40	1	1	0	0	0	5.0	8	3	3	0	0	3	5	0	
Okajima	0	0	6.75	3	0	0	0	0	2.2	3	2	2	0	0	1	0	0	
Papelbon	1	0	0.00	3	0	0	0	1	5.0	2	0	0	0	0	1	7	0	
Wakefield	0	0	—	0	0	0	0	0	0.0	0	0	0	0	0	0	0	0	
Red Sox	3	1	2.54	4	4	0	0	1	39.0	42	13	11	2	1	15	34	0	
Angels	1	3	4.19	4	4	0	0	0	38.2	38	18	18	3	2	15	28	0	

Red Sox in the Postseason

Red Sox in the Postseason, Continued

2008 American League Championship Series

(Rays 4, Red Sox 3)

Game 1

at TAMPA BAY (Night) | Friday, October 10

	R	H	E
Boston	0	0	0
Tampa Bay	0	0	0

MATSUZAKA (W), Okajima (8), Masterson (8), Papelbon (9-SV) and Varitek SHIELDS (L), Howell (8), Balfour (8), Price (9) and Navarro
 HR—None
 T—3:25; A—35,001

Game 2

at TAMPA BAY (Night) | Saturday, October 11

	R	H	E
Boston	2	0	1
Tampa Bay	2	0	2

Beckett, Lopez (5), Delcarmen (5), Okajima (7), Masterson (9), Papelbon (9), TIMLIN (11-L) and Varitek, Cash (9)
 Kazmir, Balfour (5), Howell (5), Bradford (6), Miller (8), Wheeler (8), PRICE (11-W) and Navarro
 HR—Longoria (1), Pedroia 2 (2), Upton (1), Floyd (1), Youkilis (1), Bay (1)
 T—5:27; A—34,904

Game 3

at BOSTON (Day) | Monday, October 13

	R	H	E
Tampa Bay	0	1	4
Boston	0	0	0

GARZA (W), Howell (7), Jackson (9) and Navarro
 LESTER (L), Byrd (6) and Varitek
 HR—Upton (2), Longoria (2), Baldelli (1), Pena (1)
 T—3:23; A—38,031

Game 4

at BOSTON (Night) | Tuesday, October 14

	R	H	E
Tampa Bay	3	0	2
Boston	0	0	0

SONNANSTINE (W), Miller (8), Jackson (8) and Navarro
 WAKEFIELD (L), Masterson (3), Delcarmen (6), Lopez (6), Timlin (8) and Cash
 HR—Pena (2), Longoria (3), Aybar (1), Cash (1)
 T—3:07; A—38,133

Game 5

at BOSTON (Night) | Thursday, October 16

	R	H	E
Tampa Bay	2	0	3
Boston	0	0	0

Kazmir, Balfour (7), Wheeler (7), HOWELL (9-L) and Navarro
 Matsuzaka, Okajima (5), Delcarmen (7), Papelbon (7), MASTERSON (9-W) and Varitek, Cash (9)
 HR—Upton (3), Pena (3), Longoria (4), Ortiz (1), Drew (1)
 T—4:08; A—38,437

Game 6

at TAMPA BAY (Night) | Saturday, October 18

	R	H	E
Boston	0	1	1
Tampa Bay	1	0	0

BECKETT (W), Okajima (6), Masterson (8), Papelbon (9-SV) and Varitek SHIELDS (L), Howell (6), Balfour (7), Bradford (8), Miller (9) and Navarro
 HR—Upton (4), Youkilis (2), Bartlett (1), Varitek (1)
 T—3:48; A—40,947

Game 7

at TAMPA BAY (Night) | Sunday, October 19

	R	H	E
Boston	1	0	0
Tampa Bay	0	0	0

LESTER (L), Okajima (8) and Varitek
 GARZA (W), Wheeler (8), Howell (8), Bradford (8), Price (8-SV) and Navarro
 HR—Pedroia (3), Aybar (2)
 T—3:31; A—40,473

2008 ALCS Statistics

Batter	AVG	G	AB	R	H	2B	3B	HR	RBI	GW	SH	SF	HB	BB	SO	SB	CS	E
Bay	.292	7	24	3	7	1	0	1	4	0	0	0	1	7	8	0	0	0
Casey	.000	2	2	0	0	0	0	0	0	0	0	0	0	2	0	0	0	0
Cash	.333	3	3	1	1	0	0	1	1	0	0	0	0	1	0	0	0	0
Cora	.143	2	7	0	1	0	0	0	0	0	0	0	0	1	0	0	0	0
Crisp	.450	5	20	2	9	2	0	0	1	0	0	0	0	4	3	0	0	0
Drew	.250	7	24	1	6	1	0	1	3	1	0	0	1	4	6	0	0	0
Ellsbury	.000	4	14	0	0	0	0	0	1	0	0	1	0	1	3	0	0	0
Kotsay	.233	7	30	1	7	3	0	0	0	0	0	0	0	4	0	0	0	0
Lowrie	.111	6	18	2	2	1	0	0	1	1	0	1	0	4	4	0	0	0
Ortiz	.154	7	26	3	4	1	1	1	4	0	0	0	0	6	9	0	0	0
Pedroia	.346	7	26	9	9	1	0	3	5	0	0	0	1	5	3	2	1	0
Ross	—	0	0	0	0	0	0	0	0	0	0	0	0	0	0	0	0	0
Varitek	.050	6	20	2	1	0	0	1	1	1	0	0	1	2	8	0	0	0
Youkilis	.333	7	30	4	10	3	0	2	6	0	0	0	0	2	4	0	0	0
Red Sox	.234	7	244	28	57	13	1	10	27	3	0	2	4	35	56	2	1	0
Rays	.252	7	242	43	61	10	2	16	43	4	0	1	2	25	57	10	1	6
Pitcher	W	L	ERA	G	GS	CG	SHO	SV	IP	H	R	ER	HR	HB	BB	SO	WP	
Beckett	1	0	9.64	2	2	0	0	0	9.1	13	10	5	1	2	8	0	0	
Byrd	0	0	10.80	1	0	0	0	0	3.1	5	4	4	2	0	2	0	0	
Delcarmen	0	0	31.50	3	0	0	0	0	2.0	3	7	7	0	0	5	2	0	
Lester	0	2	4.97	2	2	0	0	0	12.2	14	8	7	3	0	2	15	0	
Lopez	0	0	0.00	2	0	0	0	0	1.2	3	0	0	0	0	0	0	0	
Masterson	1	0	1.59	5	0	0	0	0	5.2	4	1	1	0	1	2	6	0	
Matsuzaka	1	0	4.09	2	2	0	0	0	11.0	9	5	5	3	0	6	1	1	
Okajima	0	0	0.00	5	0	0	0	0	7.1	1	0	0	0	0	1	5	0	
Papelbon	0	0	0.00	4	0	0	0	2	5.1	1	0	0	0	0	1	6	0	
Timlin	0	1	10.13	2	0	0	0	0	2.2	2	3	3	0	0	4	0	0	
Wakefield	0	1	16.88	1	1	0	0	0	2.2	6	5	5	3	0	2	2	0	
Red Sox	3	4	5.94	7	7	0	1	2	63.2	61	43	42	16	2	25	57	1	
Rays	4	3	3.62	7	7	0	0	1	64.2	57	28	26	10	4	35	56	2	

Red Sox in the Postseason

Red Sox in the Postseason, Continued

2007 American League Division Series

(Red Sox 3, Angels 0)

Game 1

at **BOSTON (Night)** | Wednesday, October 3

	R	H	E
Los Angeles	0	0	0
Boston	1	0	3

LACKEY (L), Santana (7) and Napoli, Mathis (8)
 BECKETT (W) and Varitek
 HR—Youkilis (1), Ortiz (1)
 T—2:27; A—37,597

Game 2

at **BOSTON (Night)** | Friday, October 5

	R	H	E
Los Angeles	0	3	0
Boston	2	0	0

Escobar, Shields (6), SPEIER (8-L), Rodriguez (9) and Mathis, Napoli (8)
 Matsuzaka, Lopez (5), Delcarmen (6), Okajima (7), PAPELBON (8-W) and Varitek
 HR—Ramirez (1)
 T—4:05; A—37,706

Game 3

at **ANAHEIM (Day)** | Sunday, October 7

	R	H	E
Boston	0	0	0
Los Angeles	0	0	0

SCHILLING (W), Okajima (8), Gagne (9) and Varitek
 WEAVER (L), Shields (6), Speier (8), Oliver (8), Moseley (9) and Napoli
 HR—Ortiz (2), Ramirez (2)
 T—3:29; A—45,262

2007 ALDS Statistics

Batter	AVG	G	AB	R	H	2B	3B	HR	RBI	GW	SH	SF	HB	BB	SO	SB	CS	E
Cash	.000	0	0	0	0	0	0	0	0	0	0	0	0	0	0	0	0	0
Cora	.000	0	0	0	0	0	0	0	0	0	0	0	0	0	0	0	0	0
Crisp	.200	3	10	0	2	0	0	0	2	0	0	0	0	1	3	1	0	0
Drew	.182	3	11	1	2	0	0	0	3	0	0	0	0	0	1	0	0	0
Ellsbury	.000	2	1	1	0	0	0	0	0	0	0	0	0	0	0	0	0	0
Hinske	.000	1	1	0	0	0	0	0	0	0	0	0	0	0	1	0	0	0
Kielty	.000	0	0	0	0	0	0	0	0	0	0	0	0	0	0	0	0	0
Lowell	.333	3	9	1	3	2	0	0	3	0	0	1	0	1	0	0	0	1
Lugo	.300	3	10	2	3	0	0	0	0	0	0	0	0	1	4	1	1	0
Mirabelli	.000	0	0	0	0	0	0	0	0	0	0	0	0	0	0	0	0	0
Ortiz	.714	3	7	5	5	0	0	2	3	1	0	0	0	6	1	0	0	0
Pedroia	.154	3	13	2	2	2	0	0	1	0	0	0	0	1	2	0	0	0
Ramirez	.375	3	8	3	3	0	0	2	4	1	0	0	0	5	2	0	0	0
Varitek	.182	3	11	1	2	1	0	0	1	0	0	0	0	0	4	0	0	0
Youkilis	.250	3	12	3	3	1	0	1	2	1	0	1	0	1	4	0	0	0
Red Sox	.269	3	93	19	25	6	0	5	19	3	0	2	0	16	22	2	1	1
Angels	.192	3	99	4	19	6	0	0	4	0	0	1	1	7	20	5	0	0
Pitcher	W	L	ERA	G	GS	CG	SHO	SV	IP	H	R	ER	HR	HB	BB	SO	WP	
Beckett	1	0	0.00	1	1	1	1	0	9.0	4	0	0	0	0	0	8	1	
Delcarmen	0	0	0.00	1	0	0	0	0	1.1	0	0	0	0	1	0	1	0	
Gagne	0	0	9.00	1	0	0	0	0	1.0	1	1	1	0	0	0	1	1	
Lester	0	0	—	0	0	0	0	0	0.0	0	0	0	0	0	0	0	0	
Lopez	0	0	0.00	1	0	0	0	0	0.1	0	0	0	0	0	0	0	0	
Matsuzaka	0	0	5.79	1	1	0	0	0	4.2	7	3	3	0	0	3	3	1	
Okajima	0	0	0.00	2	0	0	0	0	2.1	1	0	0	0	0	1	2	0	
Papelbon	1	0	0.00	1	0	0	0	0	1.1	0	0	0	0	0	2	1	0	
Schilling	1	0	0.00	1	1	0	0	0	7.0	6	0	0	0	0	1	4	0	
Timlin	0	0	—	0	0	0	0	0	0.0	0	0	0	0	0	0	0	0	
Red Sox	3	0	1.33	3	3	1	1	0	27.0	19	4	4	0	1	7	20	3	
Angels	0	3	6.66	3	3	0	0	0	25.2	25	19	19	5	0	16	22	1	

Red Sox in the Postseason

Red Sox in the Postseason, Continued

2007 American League Championship Series

(Red Sox 4, Indians 3)

Game 1

at **BOSTON (Night)** | Friday, October 12

	R	H	E
Cleveland	1	0	0
Boston	1	0	4

SABATHIA (L), Lewis (5), Fultz (6), Mastny (6), Borowski (8) and Martinez
 BECKETT (W), Timlin (7), Lopez (8), Gagne (9) and Varitek
 HR—Hafner (1)
 T—3:35; A—36,986

Game 2

at **BOSTON (Night)** | Saturday, October 13

	R	H	E
Cleveland	1	0	0
Boston	0	0	3

Carmona, Perez (5), Lewis (5), Betancourt (7), MASTNY (10-W), Borowski (11) and Martinez
 Schilling, Delcarmen (5), Okajima (6), Timlin (8), Papelbon (9), GAGNE (11-L), Lopez, Lester and Varitek
 HR—Peralta (1), Sizemore (1), Ramirez (1), Lowell (1), Gutierrez (1)
 T—5:14; A—37,051

Game 3

at **CLEVELAND (Night)** | Monday, October 15

	R	H	E
Boston	0	0	0
Cleveland	0	2	0

MATSUZAKA (L), Timlin (5), Okajima (7), Delcarmen (8) and Varitek
 WESTBROOK (W), Lewis (7), Betancourt (8), Borowski (9-SV) and Martinez
 HR—Lofton (1), Varitek (1)
 T—3:28; A—44,402

Game 4

at **CLEVELAND (Night)** | Tuesday, October 16

	R	H	E
Boston	0	0	0
Cleveland	0	0	0

WAKEFIELD (L), Delcarmen (5), Lester (6) and Mirabelli, Varitek (6)
 BYRD (W), Lewis (6), Betancourt (8) and Shoppach
 HR—Blake (1), Peralta (2), Youkilis (1), Ortiz (1), Ramirez (2)T—3:12; A—44,008

Game 5

at **CLEVELAND (Night)** | Thursday, October 18

	R	H	E
Boston	1	0	1
Cleveland	1	0	0

BECKETT (W), Papelbon (9) and Varitek
 SABATHIA (L), Betancourt (7), Perez (8), Mastny (8) and Martinez
 HR—Youkilis (2)
 T—3:46; A—44,588

Game 6

at **BOSTON (Night)** | Saturday, October 20

	R	H	E
Cleveland	0	1	0
Boston	4	0	6

CARMONA (L), Perez (3), Laffey (3), Borowski (8) and Martinez
 SCHILLING (W), Lopez (8), Gagne (9) and Varitek
 HR—Drew (1)
 T—3:09; A—37,163

Game 7

at **BOSTON (Night)** | Sunday, October 21

	R	H	E
Cleveland	0	0	0
Boston	1	1	1

WESTBROOK (L), Betancourt (7), Lewis (8) and Martinez
 MATSUZAKA (W), Okajima (6), Papelbon (8) and Varitek
 HR—Pedroia (1), Youkilis (3)
 T—3:33; A—37,165

2007 ALCS Statistics

Batter	AVG	G	AB	R	H	2B	3B	HR	RBI	GW	SH	SF	HB	BB	SO	SB	CS	E
Cash	—	0	0	0	0	0	0	0	0	0	0	0	0	0	0	0	0	0
Cora	—	2	0	0	0	0	0	0	0	0	0	0	0	0	0	0	0	0
Crisp	.143	7	21	2	3	1	0	0	0	0	0	0	0	0	6	1	0	0
Drew	.360	7	25	5	9	1	0	1	6	1	0	0	0	1	0	0	0	0
Ellsbury	.250	5	8	3	2	0	0	0	1	0	0	0	0	1	1	1	0	0
Hinske	—	1	0	1	0	0	0	0	0	0	0	0	0	0	0	0	0	0
Kielty	.400	2	5	1	2	0	0	0	2	0	0	0	0	1	2	0	0	0
Lowell	.333	7	27	3	9	2	0	1	8	0	0	2	1	2	3	0	0	0
Lugo	.200	7	25	3	5	2	0	0	2	0	1	0	0	1	5	0	0	1
Mirabelli	.000	1	2	0	0	0	0	0	0	0	0	0	0	0	1	0	0	0
Ortiz	.292	7	24	7	7	3	0	1	3	0	0	2	1	6	5	0	0	0
Pedroia	.345	7	29	8	10	3	0	1	5	0	1	0	0	3	5	0	0	0
Ramirez	.409	7	22	5	9	1	0	2	10	3	0	1	0	9	5	0	0	0
Varitek	.269	7	26	3	7	3	0	1	4	0	0	0	1	2	5	0	0	0
Youkilis	.500	7	28	10	14	1	1	3	7	0	0	0	0	5	3	0	0	1
Red Sox	.318	7	242	51	77	17	1	10	48	4	2	5	3	31	43	2	14	3
Indians	.254	7	244	32	62	12	1	8	30	3	0	3	2	16	63	3	0	4

Pitcher	W	L	ERA	G	GS	CG	SHO	SV	IP	H	R	ER	HR	HR	HB	BB	SO	WP
Beckett	2	0	1.93	2	2	0	0	0	14.0	9	3	3	1	1	1	18	1	
Delcarmen	0	0	16.20	3	0	0	0	0	1.2	4	3	3	1	0	2	3	0	
Gagne	0	1	7.71	3	0	0	0	0	2.1	3	2	2	0	0	2	4	0	
Lester	0	0	4.91	2	0	0	0	0	3.2	3	2	2	1	0	1	5	0	
Lopez	0	0	18.00	3	0	0	0	0	2.0	3	4	4	0	0	2	0	1	
Matsuzaka	1	1	5.59	2	2	0	0	0	9.2	12	6	6	1	0	2	9	2	
Okajima	0	0	0.00	3	0	0	0	0	5.0	4	0	0	0	0	2	3	0	
Papelbon	0	0	0.00	3	0	0	0	0	1	5.0	3	0	0	0	0	2	3	0
Schilling	1	0	5.40	2	2	0	0	0	11.2	15	7	7	3	0	0	8	0	
Timlin	0	0	0.00	3	0	0	0	0	3.1	1	0	0	0	0	0	3	0	
Wakefield	0	1	9.64	1	1	0	0	0	4.2	5	5	5	1	1	2	7	0	
Red Sox	4	3	4.57	7	7	0	0	1	63.0	62	32	32	8	2	16	63	4	
Indians	3	4	6.82	7	7	0	0	1	62.0	77	51	47	10	3	31	43	1	

Red Sox in the Postseason

Red Sox in the Postseason, Continued

2007 World Series

(Red Sox 4, Rockies 0)

Game 1

at BOSTON (Night) | Wednesday, October 24

	R	H	E
Colorado	0	1	0
Boston	3	1	0

FRANCIS (L), Morales (5), Speier (5), Herges (5), Affeldt (7), Hawkins (8) and Torrealba
 BECKETT (W), Timlin (8), Gagne (9) and Varitek
 HR—Pedroia (1)
 T—3:30; A—36,733

Game 2

at BOSTON (Night) | Thursday, October 25

	R	H	E
Colorado	1	0	0
Boston	3	0	0

JIMENEZ (L), Affeldt (5), Herges (5), Fuentes (6), Corpas (8) and Torrealba
 Schilling (W), Okajima (6), Papelbon (8-SV) and Varitek
 HR—None
 T—3:39; A—36,730

Game 3

at COLORADO (Night) | Saturday, October 27

	R	H	E
Boston	0	0	0
Colorado	0	0	0

Matsuzaka (W), Lopez (6), Timlin (6), Okajima (7), Delcarmen (8), Papelbon (8-SV) and Varitek
 Fogg (L), Morales (3), Affeldt (6), Herges (7), Fuentes (8), Hawkins (9) and Torrealba
 HR—Holliday (1)
 T—4:19; A—49,983

Game 4

at COLORADO (Night) | Sunday, October 28

	R	H	E
Boston	1	0	0
Colorado	0	0	0

Lester (W), Delcarmen (6), Timlin (7), Okajima (8), Papelbon (8-SV) and Varitek
 Cook (L), Affeldt (7), Fuentes (8), Corpas (8) and Torrealba
 HR—Lowell (1), Kieley (1), Hawpe (1), Atkins (1)
 T—3:35; A—50,041

2007 World Series Statistics

Batter	AVG	G	AB	R	H	2B	3B	HR	RBI	GW	SH	SF	HB	BB	SO	SB	CS	E
Cash	.000	0	0	0	0	0	0	0	0	0	0	0	0	0	0	0	0	0
Cora	.000	2	0	0	0	0	0	0	0	0	1	0	0	0	0	0	0	0
Crisp	.500	3	2	1	1	0	0	0	0	0	0	0	0	0	0	0	0	0
Drew	.333	4	15	1	5	2	0	0	2	0	0	0	1	1	3	0	0	1
Ellsbury	.438	4	16	4	7	4	0	0	3	0	0	0	0	2	2	1	0	0
Hinske	.000	1	1	0	0	0	0	0	0	0	0	0	0	0	1	0	0	0
Kieley	1.000	1	1	1	1	0	0	1	1	0	0	0	0	0	0	0	0	0
Lowell	.400	4	15	6	6	3	0	1	4	1	0	0	0	3	1	1	0	1
Lugo	.385	4	13	2	5	1	0	0	1	0	1	0	0	3	0	0	0	0
Mirabelli	.000	0	0	0	0	0	0	0	0	0	0	0	0	0	0	0	0	0
Ortiz	.333	4	15	4	5	3	0	0	4	2	0	0	0	2	3	0	0	0
Pedroia	.278	4	18	2	5	1	0	1	4	1	0	0	0	2	0	0	0	0
Ramirez	.250	4	16	3	4	1	0	0	2	0	0	0	0	2	2	0	0	0
Varitek	.333	4	15	2	5	1	0	0	5	0	0	2	0	1	5	0	0	0
Youkilis	.222	4	9	3	2	2	0	0	1	0	0	0	0	3	1	0	0	0
Lester	.000	1	2	0	0	0	0	0	0	0	0	0	0	0	1	0	0	0
Matsuzaka	.333	1	3	0	1	0	0	0	20	0	0	0	0	0	1	0	0	0
Red Sox	.333	4	141	29	47	18	0	3	29	4	2	2	1	19	20	2	0	2
Rockies	.218	4	133	10	29	6	1	3	10	0	1	0	2	10	36	1	0	0
Pitcher	W	L	ERA	G	GS	CG	SHO	SV	IP	H	R	ER	HR	HB	BB	SO	WP	
Beckett	1	0	1.29	1	1	0	0	0	7.0	6	1	1	0	0	1	9	0	
Delcarmen	0	0	6.75	2	0	0	0	0	1.1	3	1	1	1	0	1	1	0	
Gagne	0	0	0.00	1	0	0	0	0	1.0	0	0	0	0	0	0	1	0	
Lester	1	0	0.00	1	1	0	0	0	5.2	3	0	0	0	0	3	3	0	
Lopez	0	0	—	1	0	0	0	0	0.0	2	0	0	0	0	0	0	0	
Matsuzaka	1	0	3.38	1	1	0	0	0	5.1	3	2	2	0	1	3	5	0	
Okajima	0	0	7.36	3	0	0	0	0	3.2	4	3	3	2	0	0	6	0	
Papelbon	0	0	0.00	3	0	0	0	3	4.1	2	0	0	0	0	0	3	0	
Schilling	1	0	1.69	1	1	0	0	0	5.1	4	1	1	0	1	2	4	0	
Snyder	0	0	—	0	0	0	0	0	0.0	0	0	0	0	0	0	0	0	
Timlin	0	0	7.71	3	0	0	0	0	2.1	2	2	2	0	0	0	4	0	
Red Sox	4	0	2.50	4	4	0	0	3	36.0	29	10	10	3	2	10	36	0	
Rockies	0	4	7.68	4	4	0	0	0	34.0	47	29	29	3	1	19	20	0	

Red Sox in the Postseason

Red Sox in the Postseason, Continued

2005 American League Division Series

(White Sox 3, Red Sox 0)

Game 1

at CHICAGO (Day) | Tuesday, October 4

	R	H	E
Boston	0	0	0
Chicago	5	0	1

CLEMENT (L), Bradford (4), Gonzalez (5), Arroyo (8) and Varitek CONTRERAS (W), Cotts (8), Politte (9) and Pierzynski
 HR—Pierzynski 2 (2), Konerko (1), Uribe (1), Podsednik (1)
 T—2:56; A—40,717

Game 2

at CHICAGO (Night) | Wednesday, October 5

	R	H	E
Boston	2	0	2
Chicago	0	0	0

WELLS (L), Papelbon (7) and Varitek BUEHRLE (W), Jenks (8-SV) and Pierzynski
 HR—Iguchi (1)
 T—2:29; A—40,799

Game 3

at BOSTON (Day) | Friday, October 7

	R	H	E
Chicago	0	0	2
Boston	0	0	0

GARCIA (W), Marte (6), Hernandez (6), Jenks (9-SV), Foulke (8), WAKEFIELD (L), Bradford (6), Myers (6), Papelbon (6), Timlin (9) and Mirabelli, Varitek (7)
 HR—Ortiz (1), Ramirez 2 (2), Konerko (2)
 T—3:28; A—35,496

2005 ALDS Statistics

Batter	AVG	G	AB	R	H	2B	3B	HR	RBI	GW	SH	SF	HB	BB	SO	SB	CS	E
Damon	.231	3	13	2	3	1	0	0	0	0	0	0	0	1	4	0	0	0
Graffanino	.250	3	12	0	3	2	0	0	0	0	0	0	0	0	0	0	0	1
Millar	.333	2	3	0	1	1	0	0	0	0	0	0	0	0	1	0	0	0
Mirabelli	.000	1	2	0	0	0	0	0	0	0	0	0	0	0	0	0	0	0
Mueller	.000	3	11	0	0	0	0	0	0	0	0	0	0	1	2	0	0	0
Nixon	.273	3	11	1	3	0	0	0	1	0	0	0	0	1	1	0	0	0
Olerud	.286	3	7	0	2	1	0	0	0	0	0	0	0	2	0	0	0	0
Ortiz	.333	3	12	2	4	2	0	1	1	0	0	0	0	3	0	0	0	0
Ramirez	.300	3	10	2	3	0	0	2	4	0	0	0	0	2	0	0	0	0
Renteria	.231	3	13	1	3	2	0	0	0	0	0	0	0	1	1	0	0	0
Varitek	.300	3	10	1	3	0	0	0	1	0	0	0	0	2	0	0	0	0
Red Sox	.240	3	104	9	25	9	0	3	8	0	0	0	0	8	14	0	0	2
White Sox	.289	3	97	24	28	6	0	7	24	3	3	0	5	5	11	3	2	1

Pitcher	W	L	ERA	G	GS	CG	SHO	SV	IP	H	R	ER	HR	HB	BB	SO	WP
Arroyo	0	0	18.00	1	0	0	0	0	1.0	2	2	2	1	0	2	1	0
Bradford	0	0	0.00	2	0	0	0	0	1.1	1	0	0	0	0	0	1	0
Clement	0	1	21.60	1	1	0	0	0	3.1	7	8	8	3	2	0	0	0
Gonzalez	0	0	15.43	1	0	0	0	0	2.1	2	4	4	1	1	1	0	0
Myers	0	0	—	1	0	0	0	0	0.0	0	0	0	0	0	1	0	0
Papelbon	0	0	0.00	2	0	0	0	0	4.0	2	0	0	0	0	0	2	0
Timlin	0	0	9.00	1	0	0	0	0	1.0	1	1	1	0	0	0	1	0
Wakefield	0	1	6.75	1	1	0	0	0	5.1	6	4	4	1	2	1	1	0
Wells	0	1	2.70	1	1	0	0	0	6.2	7	5	2	1	0	0	2	0
Red Sox	0	3	7.56	3	3	0	0	0	25.0	28	24	21	7	5	5	11	0
White Sox	3	0	3.00	3	3	0	0	0	27.0	25	9	9	3	0	8	14	1

Red Sox in the Postseason, Continued

2004 American League Division Series

(Red Sox 3, Angels 0)

Game 1

at ANAHEIM (Day) | Tuesday, October 5

	R	H	E
Boston	1	0	0
Anaheim	0	0	0

SCHILLING (W), Embree (7), Timlin (8) and Varitek
 WASHBURN (L), Shields (4), Gregg (6), Ortiz (8) and B. Molina
 HR—Millar (1), Ramirez (1), Glaus (1)
 T—3:04; A—44,608

Game 2

at ANAHEIM (Night) | Wednesday, October 6

	R	H	E
Boston	0	1	0
Anaheim	0	1	0

MARTINEZ (W), Timlin (8), Myers (8), Foulke (8-SV) and Varitek
 Colon, RODRIGUEZ (7-L), Donnelly (9) and J. Molina, B. Molina (8)
 HR—Varitek (1)
 T—3:48; A—45,118

Game 3

at BOSTON (Day) | Friday, October 8

	R	H	E
Anaheim	0	0	0
Boston	0	0	2

Escobar, Shields (4), Donnelly (5), RODRIGUEZ (8-L), Washburn (10)
 and B. Molina, J. Molina (7)
 Arroyo, Myers (7), Timlin (7), Embree (7), Foulke (8), LOWE (10-W) and Varitek
 HR—Glaus (2), Guerrero (1), Ortiz (1)
 T—4:11; A—35,547

2004 ALDS Statistics

Batter	AVG	G	AB	R	H	2B	3B	HR	RBI	GW	SH	SF	HB	BB	SO	SB	CS	E
Bellhorn	.091	3	11	2	1	0	0	0	0	0	0	0	0	5	4	0	0	0
Cabrera	.154	3	13	1	2	1	0	0	3	0	0	0	0	2	2	0	0	0
Damon	.467	3	15	4	7	1	0	0	0	0	0	0	0	1	2	3	0	0
Kapler	.200	2	5	2	1	0	0	0	0	0	0	0	0	0	0	0	0	0
Mientkiewicz	.500	3	4	0	2	0	0	0	1	0	0	0	0	0	0	0	0	0
Millar	.300	3	10	2	3	0	0	1	4	0	0	0	0	1	1	0	0	0
Mirabelli	—	0	0	0	0	0	0	0	0	0	0	0	0	0	0	0	0	0
Mueller	.333	3	12	3	4	0	0	0	0	0	0	0	0	1	1	0	0	0
Nixon	.250	2	8	0	2	0	0	0	2	0	0	0	0	2	1	0	0	0
Ortiz	.545	3	11	4	6	2	0	1	4	1	0	0	0	5	2	0	0	0
Ramirez	.385	3	13	3	5	2	0	1	7	2	0	2	0	1	4	0	0	0
Reese	.000	3	0	1	0	0	0	0	0	0	0	0	0	0	0	0	0	0
Roberts	.000	1	0	0	0	0	0	0	0	0	0	0	0	0	0	0	0	0
Varitek	.167	3	12	3	2	0	0	1	2	0	0	0	1	2	5	0	0	0
Youkilis	.000	1	2	0	0	0	0	0	0	0	0	0	0	0	1	0	0	0
Red Sox	.302	3	116	25	35	6	0	4	23	3	0	2	1	20	23	3	0	1
Angels	.226	3	106	12	24	3	0	4	12	0	1	0	2	11	28	1	1	3
Pitcher	W	L	ERA	G	GS	CG	SHO	SV	IP	H	R	ER	HR	HB	BB	SO	WP	
Arroyo	0	0	3.00	1	1	0	0	0	6.0	3	2	2	1	1	2	7	0	
Embree	0	0	0.00	2	0	0	0	0	1.0	0	0	0	0	0	1	0	0	
Foulke	0	0	0.00	2	0	0	0	1	3.0	2	0	0	0	0	1	5	0	
Leskanic	0	0	—	0	0	0	0	0	0.0	0	0	0	0	0	0	0	0	
Lowe	1	0	0.00	1	0	0	0	0	1.0	1	0	0	0	0	1	0	0	
Martinez	1	0	3.86	1	1	0	0	0	7.0	6	3	3	0	1	2	6	0	
Myers	0	0	27.00	2	0	0	0	0	0.1	0	1	1	0	0	1	1	0	
Schilling	1	0	2.70	1	1	0	0	0	6.2	9	3	2	2	0	2	4	0	
Timlin	0	0	9.00	3	0	0	0	0	3.0	3	3	3	1	0	1	5	0	
Wakefield	0	0	—	0	0	0	0	0	0.0	0	0	0	0	0	0	0	0	
Red Sox	3	0	3.54	3	3	0	0	1	28.0	24	12	11	4	2	11	28	0	
Angels	0	3	5.86	3	3	0	0	0	27.2	35	25	18	4	1	20	23	4	

Red Sox in the Postseason

Red Sox in the Postseason, Continued

2004 American League Championship Series

(Red Sox 4, Yankees 3)

Game 1

at NEW YORK (Night) | Tuesday, October 12

	R	H	E
Boston	0	0	0
New York	2	0	4

SCHILLING (L), Leskanic (4), Mendoza (5), Wakefield (6), Embree (7), Timlin (8), Foulke (8) and Varitek
 MUSSINA (W), Sturtz (7), Gordon (8), Rivera (8-SV) and Posada
 HR—Lofton (1), Varitek (1)
 T—3:20; A—56,135

Game 2

at NEW YORK (Night) | Wednesday, October 13

	R	H	E
Boston	0	0	0
New York	1	0	0

MARTINEZ (L), Timlin (7), Embree (7), Foulke (8) and Varitek
 LIEBER (W), Gordon (8), Rivera (8-SV) and Posada
 HR—Olerud (1)
 T—3:15; A—56,136

Game 3

at BOSTON (Night) | Saturday, October 16

	R	H	E
New York	3	0	3
Boston	0	4	2

Brown, VAZQUEZ (3-W), Quantrill (7), Gordon (9) and Posada
 Arroyo, MENDOZA (3-L), Leskanic (4), Wakefield (4), Embree (7), Myers (8) and Varitek, Mirabelli (8)
 HR—Matsui 2 (2), Nixon (1), Rodriguez (1), Sheffield (1), Varitek (2)
 T—4:20; A—35,126

Game 4

at BOSTON (Night) | Sunday, October 17

	R	H	E
New York	0	0	2
Boston	0	0	0

Hernandez, Sturtz (6), Rivera (8), Gordon (10), QUANTRILL (12-L) and Posada
 Lowe, Timlin (6), Foulke (7), Embree (10), Myers (11), LESKANIC (11-W) and Varitek
 HR—Rodriguez (2), Ortiz (1)
 T—5:02; A—34,826

Game 5

at BOSTON (Night) | Monday, October 18

	R	H	E
New York	0	1	0
Boston	2	0	0

Mussina, Sturtz (7), Gordon (7), Rivera (8), Heredia (10), Quantrill (10), LOAIZA (11-L) and Posada
 Martinez, Timlin (7), Foulke (8), Arroyo (10), Myers (11), Embree (11), WAKEFIELD (12-W) and Varitek
 HR—Williams (1), Ortiz (2)
 T—5:49; A—35,120

Game 6

at NEW YORK (Night) | Tuesday, October 19

	R	H	E
Boston	0	0	0
New York	0	0	0

SCHILLING (W), Arroyo (8), Foulke (9-SV) and Varitek
 LIEBER (L), Heredia (8), Quantrill (8), Sturtz (9) and Posada
 HR—Bellhorn (1), Williams (2)
 T—3:50; A—56,128

Game 7

at NEW YORK (Night) | Wednesday, October 20

	R	H	E
Boston	2	4	0
New York	0	0	1

LOWE (W), Martinez (7), Timlin (8), Embree (9) and Varitek
 BROWN (L), Vazquez (2), Loaiza (4), Heredia (7), Gordon (8), Rivera (9) and Posada
 HR—Ortiz (3), Damon 2 (2), Bellhorn (2)
 T—3:31; A—56,129

2004 ALCS Statistics

Batter	AVG	G	AB	R	H	2B	3B	HR	RBI	GW	SH	SF	HB	BB	SO	SB	CS	E
Bellhorn	.192	7	26	3	5	2	0	2	4	1	0	0	0	5	11	0	0	0
Cabrera	.379	7	29	5	11	2	0	0	5	0	0	1	0	3	5	1	0	0
Damon	.171	7	35	5	6	0	0	2	7	1	0	0	0	2	8	2	1	0
Kapler	.333	2	3	0	1	0	0	0	0	0	0	0	0	0	0	0	0	0
Mientkiewicz	.500	4	4	0	2	1	0	0	0	0	1	0	0	0	1	0	0	0
Millar	.250	7	24	4	6	3	0	0	2	0	0	0	0	5	4	0	0	0
Mirabelli	.000	1	1	0	0	0	0	0	0	0	0	0	0	0	0	0	0	0
Mueller	.267	7	30	4	8	1	0	0	1	0	0	0	1	2	1	0	0	0
Nixon	.207	7	29	4	6	1	0	1	3	0	0	0	0	0	5	0	0	0
Ortiz	.387	7	31	6	12	0	1	3	11	2	0	0	0	4	7	0	1	0
Ramirez	.300	7	30	3	9	1	0	0	0	0	0	0	0	5	4	0	0	1
Reese	.000	3	1	0	0	0	0	0	0	0	0	0	0	0	1	0	0	0
Roberts	.000	2	0	2	0	0	0	0	0	0	0	0	0	0	0	1	0	0
Varitek	.321	7	28	5	9	1	0	2	7	0	0	1	0	2	6	0	0	0
Red Sox	.277	7	271	41	75	12	1	10	40	4	1	2	1	28	53	4	2	1
Yankees	.282	7	277	45	78	21	2	9	44	3	3	1	7	33	51	3	0	4

WHO SAID IT CAN'T BE DONE

The 2004 Red Sox became the 1st team in baseball history and just the 3rd team in the history of Major League Baseball, the NBA, and the NHL, to overcome a 3-0 deficit to win a best-of-7 postseason series when they beat the Yankees in a 7-game ALCS...Both previous instances had come in hockey...Toronto rallied past Detroit in the 1942 Stanley Cup Finals, and the Islanders turned the trick against Pittsburgh in the 2nd round of the 1975 playoffs.

Red Sox in the Postseason, Continued

2004 ALCS Statistics, (Cont.)

Pitcher	W	L	ERA	G	GS	CG	SHO	SV	IP	H	R	ER	HR	HB	BB	SO	WP
Arroyo	0	0	15.75	3	1	0	0	0	4.0	8	7	7	2	0	2	3	0
Embree	0	0	3.86	6	0	0	0	0	4.2	9	2	2	0	0	1	2	0
Foulke	0	0	0.00	5	0	0	0	1	6.0	1	0	0	0	1	6	6	0
Leskanic	1	0	10.13	3	0	0	0	0	2.2	3	3	3	1	0	3	2	0
Lowe	1	0	3.18	2	2	0	0	0	11.1	7	4	4	1	1	1	6	0
Martinez	0	1	6.23	3	2	0	0	0	13.0	14	9	9	2	3	9	14	0
Mendoza	0	1	4.50	2	0	0	0	0	2.0	2	1	1	0	2	0	1	0
Myers	0	0	7.71	3	0	0	0	0	2.1	5	2	2	1	0	1	4	0
Schilling	1	1	6.30	2	2	0	0	0	10.0	10	7	7	1	0	2	5	0
Timlin	0	0	4.76	5	0	0	0	0	5.2	10	3	3	0	0	5	2	1
Wakefield	1	0	8.59	3	0	0	0	0	7.1	9	7	7	1	0	3	6	0
Red Sox	4	3	5.87	7	7	0	0	1	69.0	78	45	45	9	7	33	51	1
Yankees	3	4	5.17	7	7	0	0	2	69.2	75	41	40	10	1	28	53	3

RED SOX FACTS - WALKING AWAY A WINNER

The Red Sox have 12 walk-off wins overall in their postseason annals, including 8 in their last 7 appearances...Here's the complete list:

Game 8, 1912 World Series Larry Gardner's sac fly with 1 out in the bottom of the 10th scored Steve Yerkes and capped a 2-run rally that gave the Red Sox a 3-2 win over the New York Giants and the World Series championship in their 1st season at Fenway Park...The Sox won the Series 4 games to 3 with 1 tie.

Game 3, 1915 World Series Duffy Lewis delivered an RBI single with 1 out in the bottom of the 9th, bringing Harry Hooper home with the game-winner as the Red Sox edged the Phillies, 2-1, at Braves Field.

Game 2, 1916 World Series Pinch-hitter Del Gainer singled home Mike McNally with one out in the bottom of the 14th to give the Red Sox a 2-1 win over Brooklyn at Braves Field.

Game 6, 1975 World Series Carlton Fisk led off the bottom of the 12th with a homer off Cincinnati's Pat Darcy, giving Boston a 7-6 victory and forcing a decisive Game 7.

Game 3, 2003 ALDS A loss from elimination, the Red Sox lived to fight another day after pinch-hitter Trot Nixon drilled a 2-run homer off Rich Harden with 1 out in the bottom of the 11th.

Game 3, 2004 ALDS David Ortiz gave the Red Sox a 3-game sweep of the Angels with a 2-run homer into the Green Monster Seats with 2 outs in the bottom of the 10th lifting the Sox into the ALCS with an 8-6 win.

Game 4, 2004 ALCS Down 3 games to none, the Red Sox stayed alive when David Ortiz crushed a 2-run blast to right field off the Yankees Paul Quantrill.

Game 5, 2004 ALCS The Red Sox continued their quest toward the greatest comeback in baseball history when, for the 2nd night in a row, David Ortiz delivered the game-winning run in walk-off fashion...This time, facing Esteban Loaiza, Ortiz singled Johnny Damon home from 2nd with 2 outs in the bottom of the 14th for a 5-4 win.

Game 2, 2007 ALDS Manny Ramirez belted a 3-run, walk-off homer over the Green Monster and into the Boston night off Francisco Rodriguez in the bottom of the 9th inning to give the Red Sox a 6-3 win over the Angels.

Game 4, 2008 ALDS Jed Lowrie drove in Jason Bay with a 2-out, walk-off single in the bottom of the 9th inning, giving the Red Sox their 5th Division Series win in club history...It was the 23rd time in postseason history that a series was decided by a walk-off hit, the 4th time that a rookie has done so.

Game 5, 2008 ALCS J.D. Drew drove in Kevin Youkilis from 2nd base with a 9th-inning, walk-off single to cap a 7-run comeback...It was the largest postseason comeback since Game 4 of the 1929 World Series, the 2nd largest in playoff history, and the largest ever for a team facing elimination.

Game 2, 2013 ALCS After David Ortiz's 1st career postseason grand slam tied the game in the 8th, Jarrod Saltalamacchia drove in the game-winner with a walk-off single in the 9th, scoring Jonny Gomes for a 6-5 victory to tie the series with the Tigers 1-1. It was the 6th time in postseason history that a team came back to win after trailing by at least 4 runs in the 8th inning or later, 1st for the Red Sox, and the 2nd such postseason win to end in a walk-off.

Red Sox in the Postseason, Continued

2004 World Series

(Red Sox 4, Cardinals 0)

Game 1

at BOSTON (Night) | Saturday, October 23

	R	H	E
St. Louis	0	1	1
Boston	4	0	3

Williams, Haren (3), Calero (7), King (7), Eldred (7), Tavarez (8-L) and Matheny, Molina (8)
 Wakefield, Arroyo (4), Timlin (7), Embree (8), Foulke (8-BSV, W) and Mirabelli, Varitek (7)
 HR—Ortiz (1), Bellhorn (1), Walker (1)
 T—4:00; A—35,035

Game 2

at BOSTON (Night) | Sunday, October 24

	R	H	E
St. Louis	0	0	0
Boston	2	0	0

Morris (L), Eldred (5), King (6), Marquis (7), Reyes (8) and Matheny Schilling (W), Embree (7), Timlin (8), Foulke (8) and Varitek
 HR—None
 T—3:20; A—35,001

Game 3

at ST. LOUIS (Night) | Tuesday, October 26

	R	H	E
Boston	1	0	0
St. Louis	0	0	0

Martinez (W), Timlin (8), Foulke (9) and Varitek
 Suppan (L), Reyes (5), Calero (6), King (7), Tavarez (9) and Matheny, Molina (9)
 HR—Ramirez (1), Walker (2)
 T—2:58; A—52,015

Game 4

at ST. LOUIS (Night) | Wednesday, October 27

	R	H	E
Boston	1	0	2
St. Louis	0	0	0

Lowe (W), Arroyo (8), Embree (8), Foulke (9-SV) and Varitek
 Marquis (L), Haren (7), Isringhausen (8) and Molina, Matheny (9)
 HR—Damon (1)
 T—3:14; A—52,037

2004 World Series Statistics

Batter	AVG	G	AB	R	H	2B	3B	HR	RBI	GW	SH	SF	HB	BB	SO	SB	CS	E
Bellhorn	.300	4	10	3	3	1	0	1	4	2	0	0	1	5	2	0	0	1
Cabrera	.235	4	17	3	4	1	0	0	3	0	0	0	1	3	1	0	0	0
Damon	.286	4	21	4	6	2	1	1	2	0	0	0	0	0	1	0	0	0
Kapler	.000	4	2	0	0	0	0	0	0	0	0	0	0	0	1	0	0	0
Lowe	.000	1	2	0	0	0	0	0	0	0	1	0	0	0	1	0	0	0
Martinez	.000	1	2	0	0	0	0	0	0	0	0	0	0	1	2	0	0	0
Mientkiewicz	.000	4	1	0	0	0	0	0	0	0	0	0	0	0	0	0	0	0
Millar	.125	4	8	2	1	1	0	0	0	0	0	0	1	2	2	0	0	1
Mirabelli	.333	1	3	1	1	0	0	0	0	0	0	0	0	0	1	0	0	0
Mueller	.429	4	14	3	6	2	0	0	2	0	0	0	0	4	0	0	0	3
Nixon	.357	4	14	1	5	3	0	0	3	1	0	0	0	1	1	0	0	0
Ortiz	.308	4	13	3	4	1	0	1	4	0	0	0	0	4	1	0	0	0
Ramirez	.412	4	17	2	7	0	0	1	4	1	0	0	0	3	3	0	0	2
Reese	.000	4	1	0	0	0	0	0	0	0	0	0	0	0	0	0	0	0
Roberts	—	0	0	0	0	0	0	0	0	0	0	0	0	0	0	0	0	0
Varitek	.154	4	13	2	2	0	1	0	2	0	0	0	1	1	4	0	0	0
Youkilis	—	0	0	0	0	0	0	0	0	0	0	0	0	0	0	0	0	0
Red Sox	.283	4	138	24	39	11	2	4	24	4	1	0	4	24	20	0	0	8
Cardinals	.190	4	126	12	24	8	0	2	8	0	2	3	1	12	32	1	0	1

Pitcher	W	L	ERA	G	GS	CG	SHO	SV	IP	H	R	ER	HR	HB	BB	SO	WP
Arroyo	0	0	6.75	2	0	0	0	0	2.2	4	2	2	0	0	1	4	0
Embree	0	0	0.00	3	0	0	0	0	1.2	1	1	0	0	0	0	4	0
Foulke	1	0	1.80	4	0	0	0	1	5.0	4	1	1	1	0	1	8	0
Leskanic	0	0	—	0	0	0	0	0	0.0	0	0	0	0	0	0	0	0
Lowe	1	0	0.00	1	1	0	0	0	7.0	3	0	0	0	0	1	4	1
Martinez	1	0	0.00	1	1	0	0	0	7.0	3	0	0	0	0	2	6	0
Myers	0	0	—	0	0	0	0	0	0.0	0	0	0	0	0	0	0	0
Schilling	1	0	0.00	1	1	0	0	0	6.0	4	1	0	0	0	1	4	0
Timlin	0	0	6.00	3	0	0	0	0	3.0	2	2	2	0	0	1	0	0
Wakefield	0	0	12.27	1	1	0	0	0	3.2	3	5	5	1	1	5	2	0
Red Sox	4	0	2.50	4	4	0	1	1	36.0	24	12	10	2	1	12	32	1
Cardinals	0	4	6.09	4	4	0	0	0	34.0	39	24	23	4	4	24	20	0

Red Sox in the Postseason

Red Sox in the Postseason, Continued

2003 American League Division Series

(Red Sox 3, Athletics 2)

Game 1

at OAKLAND (Night) | Wednesday, October 1

	R	H	E
Boston	1	0	0
Oakland	0	0	0

Martinez, Timlin (8), Kim (9), Embree (9), Williamson (10), LOWE (11-L) and Varitek
Hudson, Rincon (7), Bradford (8), Foulke (9), HARDEN (12-W) and R. Hernandez
HR—Walker (2), Varitek (1)
T—4:37; A—50,606

Game 2

at OAKLAND (Day) | Thursday, October 2

	R	H	E
Boston	0	0	1
Oakland	0	5	0

WAKEFIELD (L), Embree (7), Williamson (8) and Mirabelli
ZITO (W), Bradford (8), Foulke (9) and R. Hernandez
HR—None
T—2:37; A—36,305

Game 3

at BOSTON (Night) | Saturday, October 4

	R	H	E
Oakland	0	0	0
Boston	0	1	0

Lowe, Timlin (8), WILLIAMSON (11-W) and Varitek, Mirabelli (10)
Lilly, Bradford (8), Rincon (9), Mccir (10), HARDEN(11-L) and R. Hernandez
HR—Nixon (1)
T—3:42; A—35,460

Game 4

at BOSTON (Day) | Sunday, October 5

	R	H	E
Oakland	0	1	0
Boston	0	0	0

Hudson, Sparks (2), Rincon (6), FOLKLE (8-L) and Melhuse
Burkett, Wakefield (6), WILLIAMSON (8-W) and Varitek
HR—Damon (1), Dye (1), Walker (3)
T—3:02; A—35,048

Game 5

at OAKLAND (Night) | Monday, October 6

	R	H	E
Boston	0	0	0
Oakland	0	0	0

MARTINEZ (W), Embree (8), Timlin (8), Williamson (9), Lowe (9-5V) and Varitek
ZITO (L), Lilly (7), Bradford (9), Rincon (9) and R. Hernandez
HR—Varitek (2), M. Ramirez (1)
T—3:05; A—49,397

2003 ALDS Statistics

Batter	AVG	G	AB	R	H	2B	3B	HR	RBI	GW	SH	SF	HB	BB	SO	SB	CS	E
Brown	.000	4	2	0	0	0	0	0	0	0	0	0	0	0	1	0	0	0
Damon	.316	5	19	2	6	2	0	1	3	0	0	0	1	2	1	2	0	0
Garciparra	.300	5	20	2	6	1	0	0	0	0	0	0	0	3	3	0	0	1
Jackson	.000	4	5	0	0	0	0	0	0	0	0	0	0	0	2	0	0	0
Kapler	.000	4	9	0	0	0	0	0	0	0	0	0	0	0	3	0	0	0
McCarty	—	1	0	0	0	0	0	0	0	0	0	0	0	0	0	0	0	0
Millar	.238	5	21	0	5	0	0	0	0	0	0	0	0	2	4	0	0	0
Mirabelli	.500	2	4	2	2	1	0	0	0	0	0	0	0	0	1	0	0	0
Mueller	.105	5	19	0	2	1	0	0	0	0	0	0	0	3	4	0	0	0
Nixon	.200	4	10	1	2	0	0	1	2	1	0	0	0	1	3	0	0	0
Ortiz	.095	5	21	0	2	1	0	0	2	1	0	0	0	2	7	0	0	0
Ramirez	.200	5	20	2	4	0	0	1	3	1	0	0	0	3	7	0	0	0
Varitek	.286	5	14	4	4	0	0	2	2	0	0	0	0	2	2	0	0	0
Walker	.500	5	16	4	5	0	0	3	4	0	0	0	1	0	1	0	0	2
Red Sox	.211	5	180	17	38	6	0	8	16	3	0	0	2	18	39	3	0	5
Athletics	.213	5	178	18	38	8	1	1	15	2	1	0	4	21	37	3	0	5

Pitcher	W	L	ERA	G	GS	CG	SHO	SV	IP	H	R	ER	HR	HB	BB	SO	WP
Burkett	0	0	6.75	1	1	0	0	0	5.1	9	4	4	1	0	2	1	0
Embree	0	0	0.00	3	0	0	0	0	2.0	1	0	0	0	0	0	0	0
Kim	0	0	13.50	1	0	0	0	0	0.2	0	1	1	0	0	1	1	1
Lowe	0	1	0.93	3	1	0	0	1	9.2	7	2	1	0	0	7	6	0
Martinez, P.	1	0	3.86	2	2	0	0	0	14.0	13	6	6	0	1	5	9	0
Timlin	0	0	0.00	3	0	0	0	0	4.1	0	0	0	0	0	0	5	0
Wakefield	0	1	3.52	2	1	0	0	0	7.2	6	5	3	0	2	3	7	0
Williamson	2	0	0.00	5	0	0	0	0	5.0	2	0	0	0	0	3	8	0
Red Sox	3	2	2.77	5	5	0	0	1	48.2	38	18	15	1	4	21	37	0
Athletics	2	3	2.98	5	5	0	0	0	48.1	38	17	16	8	2	18	39	1

Red Sox in the Postseason

Red Sox in the Postseason, Continued

2003 American League Championship Series

(Yankees 4, Red Sox 3)

Game 1

at NEW YORK (Night) | Wednesday, October 8

	R	H	E
Boston	0	0	0
New York	2	2	0
	5	13	0
	2	3	0

WAKEFIELD (W), Embree (7), Timlin (8), Williamson (9-SV) and Mirabelli
 MUSSINA (L), Heredia (6), Nelson (7), White (7), Contreras (9) and Posada
 HR—Ortiz (1), Walker (1), Ramirez (1)
 T—3:20; A—56,281

Game 2

at NEW YORK (Night) | Thursday, October 9

	R	H	E
Boston	0	1	0
New York	0	2	1
	2	10	1
	6	8	0

LOWE (L), Sauerbeck (7), Arroyo (8) and Varitek
 PETITTE (W), Contreras (7), Rivera (9) and Posada
 HR—N. Johnson (1), Varitek (1)
 T—3:05; A—56,295

Game 3

at BOSTON (Day) | Saturday, October 11

	R	H	E
New York	0	1	1
Boston	2	0	0
	4	7	0
	3	6	0

CLEMENS (W), Heredia (7), Contreras (7), Rivera (8-SV) and Posada
 P. MARTINEZ (L), Timlin (8), Embree (9) and Varitek
 HR—Jeter (1)
 T—3:14; A—34,209

Game 4

at BOSTON (Night) | Monday, October 13

	R	H	E
New York	0	0	0
Boston	0	0	0
	2	6	1
	3	6	0

MUSSINA (L), Heredia (7), Nelson (8) and Posada
 WAKEFIELD (W), Timlin (8), Williamson (9-SV) and Mirabelli, Varitek (8)
 HR—Walker (2), Nixon (1), Sierra (1)
 T—2:49; A—34,599

Game 5

at BOSTON (Day) | Tuesday, October 14

	R	H	E
New York	0	3	0
Boston	0	0	0
	0	1	0
	4	7	1
	2	6	1

WELLS (W), Rivera (8-SV) and Posada
 LOWE (L), Embree (8), Arroyo (9) and Varitek
 HR—Ramirez (2)
 T—3:04; A—34,619

Game 6

at NEW YORK (Day) | Wednesday, October 15

	R	H	E
Boston	0	0	4
New York	1	0	0
	3	0	2
	9	16	1
	6	12	2

Burkett, Arroyo (4), T. Jones (6), EMBREE (6-W), Timlin (8), Williamson (9-SV)
 and Varitek
 Pettitte, CONTRERAS (6-L), Heredia (7), Nelson (8), White (9) and Posada
 HR—Ja. Giambi (1), Varitek (2), Posada (1), Nixon (2)
 T—4:09; A—56,277

Game 7

at NEW YORK (Night) | Thursday, October 16

	R	H	E
Boston	0	3	0
New York	0	0	0
	1	0	0
	5	11	0
	6	11	1

P. Martinez, Embree (8), Timlin (8), WAKEFIELD (10-L) and Varitek, Mirabelli (9)
 Clemens, Mussina (4), Heredia (7), Nelson (7), Wells (8), RIVERA (9-W) and Posada
 HR—Nixon (3), Millar (1), Ja. Giambi 2 (3), Ortiz (2), A. Boone (1)
 T—3:56; A—56,279

2003 ALCS Statistics

Batter	AVG	G	AB	R	H	2B	3B	HR	RBI	GW	SH	SF	HB	BB	SO	SB	CS	E
Damon	.200	5	20	1	4	1	0	0	1	1	0	0	0	3	3	1	0	0
Garciaparra	.241	7	29	2	7	0	1	0	1	0	0	0	0	2	8	0	0	1
Jackson	.333	5	3	0	1	0	0	0	1	0	0	0	0	0	1	0	1	1
Kapler	.125	3	8	0	1	0	0	0	0	0	0	0	0	0	3	0	1	0
McCarty	.000	1	1	0	0	0	0	0	0	0	0	0	0	0	1	0	0	0
Millar	.241	7	29	3	7	0	0	1	3	0	0	0	0	1	9	0	0	1
Mirabelli	.286	3	7	0	2	0	0	0	0	0	0	0	0	0	2	0	0	0
Mueller	.222	7	27	1	6	2	0	0	0	0	0	0	0	2	7	0	0	0
Nixon	.333	7	24	3	8	1	0	3	5	0	0	0	1	3	7	1	2	0
Ortiz	.269	7	26	4	7	1	0	2	6	0	0	0	0	1	3	8	0	0
Ramirez	.310	7	29	6	9	1	0	2	4	0	0	0	0	1	4	0	1	0
Varitek	.300	6	20	4	6	2	0	2	3	1	0	0	0	1	5	0	0	0
Walker	.370	7	27	5	10	1	1	2	2	1	0	0	1	1	2	0	0	0
Red Sox	.272	7	250	29	68	9	2	12	26	3	0	0	3	17	60	2	5	3
Yankees	.227	7	238	30	54	12	0	8	29	4	0	1	4	21	49	5	1	5

Pitcher	W	L	ERA	G	GS	CG	SHO	SV	IP	H	R	ER	HR	HB	BB	SO	WP
Arroyo	0	0	2.70	3	0	0	0	0	3.1	2	1	1	1	1	2	5	0
Burkett	0	0	7.36	1	1	0	0	0	3.2	7	5	3	1	0	0	1	0
Embree	1	0	0.00	5	0	0	0	0	4.2	3	0	0	0	0	0	1	0
Jones, T.	0	0	0.00	1	0	0	0	0	0.1	1	0	0	0	0	1	1	0
Lowe	0	2	6.43	2	2	0	0	0	14.0	14	10	3	1	7	5	0	
Martinez, P.	0	1	5.65	2	2	0	0	0	14.1	16	9	9	1	1	2	14	0
Sauerbeck	0	0	0.00	1	0	0	0	0	0.1	1	0	0	0	0	1	0	0
Timlin	0	0	0.00	5	0	0	0	0	5.1	1	0	0	0	0	2	6	0
Wakefield	2	1	2.57	3	2	0	0	0	14.0	8	5	4	2	1	6	10	0
Williamson	0	0	3.00	3	0	0	0	3	3.0	1	1	1	1	0	0	6	0
Red Sox	3	4	4.00	7	7	0	0	3	63.0	54	31	28	8	4	21	49	0
Yankees	4	3	3.94	7	7	0	0	2	64.0	68	29	28	12	3	17	60	3

Red Sox in the Postseason

Red Sox in the Postseason, Continued

1999 American League Division Series

(Red Sox 3, Indians 2)

Game 1

at CLEVELAND (Night) | Wednesday, October 6

	R	H	E
Boston	0	1	0
Cleveland	0	0	2

P.Martinez, LOWE (5-L), Cormier (9), Garces (9) and Varitek
 Colon, SHUEY (9-W) and S. Alomar
 HR—Garciparra (1), Thome (1)
 T—2:53; A—45,182

Game 2

at CLEVELAND (Day) | Thursday, October 7

	R	H	E
Boston	0	0	1
Cleveland	0	0	6

SABERHAGEN (L), Wasdin (3), Wakefield (5), Gordon (7), Beck (8) and Varitek
 NAGY (W), Karsay (8), Jackson (9) and S. Alomar
 HR—Baines (1), Thome (2)
 T—2:47; A—45,184

Game 3

at BOSTON (Day) | Saturday, October 9

	R	H	E
Cleveland	0	0	0
Boston	0	0	0

Burba, WRIGHT (5-L), Rincon (7), DePaula (7), S.Reed (8) and S. Alomar
 R.Martinez, LOWE (6-W), Beck (9) and Varitek
 HR—Valentin (1), Daubach (1)
 T—3:08; A—33,539

Game 4

at BOSTON (Night) | Sunday, October 10

	R	H	E
Cleveland	1	1	0
Boston	2	5	3

COLON (L), Karsay (2), S. Reed (4), DePaula (5), Assenmacher (7), Shuey (8)
 and S. Alomar, Diaz (7)
 Mercker, GARCES (2-W), Wakefield (5), Wasdin (5), Cormier (5), Gordon (9)
 and Varitek, Hatteberg (8)
 HR—Valentin 2 (3), Offerman (1), Varitek (1), Cordero (1) T—3:49; A—33,898

Game 5

at CLEVELAND (Night) | Monday, October 11

	R	H	E
Boston	2	0	5
Cleveland	3	2	3

Saberhagen, Lowe (2), P. MARTINEZ (4-W) and Varitek
 Nagy, De Paula (4), SHUEY (7-L), Jackson (9) and S. Alomar
 HR—O'Leary 2 (2), Thome 2 (4), Garciparra (2), Fryman (1)
 T—3:12; A—45,114

1999 ALDS Statistics

Batter	AVG	G	AB	R	H	2B	3B	HR	RBI	GW	SH	SF	HB	BB	SO	SB	CS	E
Burford	.000	1	3	0	0	0	0	0	0	0	0	0	0	1	0	0	0	
Daubach	.250	4	16	3	4	2	0	1	3	0	0	0	0	7	0	0	0	
Garciparra	.417	4	12	6	5	2	0	2	4	0	0	0	1	3	0	0	0	
Hatteberg	1.000	1	1	1	1	0	0	0	0	0	0	0	1	0	0	0	0	
Huskey	.200	2	5	0	1	0	0	0	0	0	0	0	0	1	0	0	0	
Lewis	.375	4	16	5	6	1	0	0	2	1	0	0	1	0	2	1	0	
Merloni	.333	3	6	1	2	0	0	0	1	0	0	0	0	1	1	0	0	
Nixon	.214	5	14	5	3	3	0	0	6	0	0	0	0	4	5	0	0	
Offerman	.389	5	18	4	7	1	0	1	6	0	0	0	0	7	0	0	1	
O'Leary	.200	5	20	4	4	0	0	2	7	1	0	0	0	2	3	0	0	
Sadler	.500	2	2	1	1	1	0	0	0	0	0	0	0	1	0	0	0	
Stanley	.500	5	20	4	10	2	1	0	2	0	0	0	0	2	3	0	0	
Valentin	.318	5	22	6	7	2	0	3	12	1	0	1	0	0	4	0	0	
Varitek	.238	5	21	7	5	3	0	1	3	0	0	0	1	0	4	0	0	
Red Sox	.318	5	176	47	56	17	1	10	47	3	0	3	3	19	35	1	1	3
Indians	.233	5	163	32	38	7	1	7	31	2	1	4	2	28	43	5	0	3

Pitcher	W	L	ERA	G	GS	CG	SHO	SV	IP	H	R	ER	HR	HB	BB	SO	WP
Beck	0	0	0.00	2	2	0	0	0	2.0	2	0	0	0	0	0	2	0
Cormier	0	0	0.00	2	0	0	0	0	4.0	2	0	0	0	0	1	4	0
Garces	1	0	3.86	2	0	0	0	0	2.1	2	1	1	0	0	3	2	0
Gordon	0	0	4.50	2	0	0	0	0	2.0	1	1	1	1	1	1	3	0
Lowe	1	1	4.32	3	0	0	0	0	8.1	6	7	4	2	1	1	7	0
Martinez, P.	1	0	0.00	2	1	0	0	0	10.0	3	0	0	0	0	4	11	0
Martinez, R.	0	0	3.18	1	1	0	0	0	5.2	5	2	2	0	0	3	6	0
Mercker	0	0	10.80	1	1	0	0	0	1.2	3	2	2	0	0	3	1	0
Saberhagen	0	1	27.00	2	2	0	0	0	3.2	9	11	11	3	0	4	2	0
Wakefield	0	0	13.50	2	0	0	0	0	2.0	3	3	3	0	0	4	4	0
Wasdin	0	0	27.00	2	0	0	0	0	1.2	2	5	5	1	0	4	1	0
Red Sox	3	2	6.02	5	5	0	0	0	43.1	38	32	29	7	2	28	43	0
Indians	2	3	9.63	5	5	0	0	0	43.0	56	47	46	10	3	19	35	2

Red Sox in the Postseason

Red Sox in the Postseason, Continued

1999 American League Championship Series

(Yankees 4, Red Sox 1)

Game 1

at NEW YORK (Night) | Wednesday, October 13

	R	H	E
Boston	2	1	0
New York	0	2	0

Mercker, Garces (5), Lowe (7), Cormier (9), BECK (10-L) and Varitek
 Hernandez, RIVERA (9-W) and Posada
 HR—Brosius (1), Williams (1)
 T—3:39; A—57,181

Game 2

at NEW YORK (Night) | Thursday, October 14

	R	H	E
Boston	0	0	0
New York	0	0	0

R. MARTINEZ (L), Gordon (7), Cormier (7) and Varitek
 CONE (W), Stanton (8), Nelson (8), Watson (8), Mendoza (8), Rivera (9-SV)
 and Girardi
 HR—T. Martinez (1), Garciaparra (1)
 T—3:46; A—57,180

Game 3

at BOSTON (Day) | Saturday, October 16

	R	H	E
New York	0	0	0
Boston	2	2	2

CLEMENS (L), Irabu (3), Stanton (7), Watson (8) and Girardi, Posada (4)
 P. MARTINEZ (W), Gordon (8), Rapp (9) and Varitek, Hatteberg (9)
 HR—Valentin (1), Daubach (1), Garciaparra (1), Brosius (2)
 T—3:14; A—33,190

Game 4

at BOSTON (Night) | Sunday, October 17

	R	H	E
New York	0	1	0
Boston	0	1	1

PETTITTE (W), Rivera (8-SV) and Girardi
 SABERHAGEN (L), Lowe (7), Cormier (8), Garces (8), Beck (9) and Varitek
 HR—Strawberry (1), Ledee (1)
 T—3:39; A—33,586

Game 5

at BOSTON (Night) | Monday, October 18

	R	H	E
New York	2	0	0
Boston	0	0	0

HERNANDEZ (W), Stanton (8), Nelson (8), Watson (8), Mendoza (8-SV) and Posada
 MERCKER (L), Lowe (4), Cormier (7), Gordon (9) and Varitek
 HR—Jeter (1), Varitek (1), Posada (1)
 T—4:09; A—33,589

1999 ALCS Statistics

Batter	AVG	G	AB	R	H	2B	3B	HR	RBI	GW	SH	SF	HB	BB	SO	SB	CS	E
Buford	.400	4	5	1	2	0	0	0	0	0	0	0	0	2	1	0	0	0
Daubach	.176	5	17	2	3	1	0	1	3	0	0	0	0	1	4	0	0	0
Garciaparra	.400	5	20	2	8	2	0	2	5	0	0	0	0	2	2	1	0	4
Hatteberg	.000	3	1	1	1	0	0	0	0	0	0	0	0	1	0	0	0	0
Huskey	.200	4	5	1	1	1	0	0	0	0	0	0	0	1	1	0	0	0
Lewis	.118	5	17	2	2	1	0	0	1	0	0	0	0	1	3	1	1	1
Merloni	—	0	0	0	0	0	0	0	0	0	0	0	0	1	0	0	0	0
Nixon	.286	4	14	2	4	2	0	0	0	0	0	0	0	1	5	0	0	0
Offerman	.458	5	24	4	11	0	1	0	2	0	0	0	0	1	3	1	0	2
O'Leary	.350	5	20	2	7	3	0	0	1	0	0	0	0	2	5	0	0	0
Sadler	—	2	0	0	0	0	0	0	0	0	0	0	0	0	0	0	0	0
Stanley	.222	5	18	1	4	0	0	0	1	0	0	0	1	2	4	0	0	1
Valentin	.348	5	23	3	8	2	0	1	5	1	0	0	0	2	4	0	0	0
Varitek	.200	5	20	1	4	1	1	1	1	0	1	0	0	1	4	0	0	1
Red Sox	.293	5	184	21	54	13	2	5	19	1	1	0	1	15	38	4	1	10
Yankees	.239	5	176	23	42	4	1	8	21	3	2	0	1	18	44	3	1	5

Red Sox in the Postseason

Pitcher	W	L	ERA	G	GS	CG	SHO	SV	IP	H	R	ER	HR	HB	BB	SO	WP
Beck	0	1	27.00	2	0	0	0	0	0.2	2	2	2	2	0	0	1	0
Cormier	0	0	0.00	4	0	0	0	0	3.2	3	0	0	0	0	3	4	0
Garces	0	0	12.00	2	0	0	0	0	3.0	3	5	4	0	0	1	2	0
Gordon	0	0	13.50	3	0	0	0	0	2.0	3	3	3	2	0	1	3	0
Lowe	0	0	1.42	3	0	0	0	0	6.1	6	3	1	0	0	2	7	0
Martinez, P.	1	0	0.00	1	1	0	0	0	7.0	2	0	0	0	0	2	12	0
Martinez, R.	0	0	4.05	1	1	0	0	0	6.2	6	3	3	1	0	3	5	0
Mercker	0	1	4.70	2	2	0	0	0	7.2	12	4	4	4	1	4	5	0
Rapp	0	0	0.00	1	0	0	0	0	1.0	0	0	0	0	0	1	0	0
Saberhagen	0	1	1.50	1	1	0	0	0	6.0	5	3	1	1	0	1	5	0
Red Sox	1	4	3.68	5	5	0	0	0	44.0	42	23	18	8	1	18	44	0
Yankees	4	1	3.80	5	5	0	0	0	45.0	54	21	19	5	1	15	38	0

Red Sox in the Postseason, Continued

1998 American League Division Series

(Indians 3, Red Sox 1)

Game 1

at CLEVELAND (Day) | Tuesday, September 29

	R	H	E
Boston	3	0	0
Cleveland	0	0	0

P. MARTINEZ (W), Corsi (8) and Hatteberg
 WRIGHT (L), D.Jones (5), S.Reed (8), Poole (8), Shuey (8),
 Assenmacher (9) and S. Alomar
 HR—Vaughn 2 (2), Garciaparra (1), Lofton (1), Thome (1)
 T—3:16; A—45,185

Game 2

at CLEVELAND (Day) | Wednesday, September 30

	R	H	E
Boston	2	0	1
Cleveland	1	5	1

WAKEFIELD (L), Wasdin (2), Lowe (4), Swindell (6), Gordon (8) and Varitek
 Gooden, BURBA (1-W), Shuey (7), Assenmacher (8), M.Jackson (8-SV) and S. Alomar
 HR—Justice (1)
 T—3:25; A—45,229

Game 3

at BOSTON (Day) | Friday, October 2

	R	H	E
Cleveland	0	0	0
Boston	0	0	0

NAGY (W), M.Jackson (9-SV) and S. Alomar
 SABERHAGEN (L), Corsi (8), Eckersley (9) and Hatteberg
 HR—Thome (2), Lofton (2), Ramirez 2 (2), Garciaparra (2)
 T—2:27; A—33,114

Game 4

at BOSTON (Day) | Saturday, October 3

	R	H	E
Cleveland	0	0	0
Boston	0	0	0

Colon, Poole (6), S. REED (7-W), Assenmacher (8), Shuey (8),
 Jackson (9-SV) and S. Alomar
 Schourek, Lowe (6), GORDON (8-L) and Hatteberg
 HR—Garciaparra (3)
 T—3:00; A—33,537

1998 ALDS Statistics

Batter	AVG	G	AB	R	H	2B	3B	HR	RBI	GW	SH	SF	HB	BB	SO	SB	CS	E
Benjamin	.091	4	11	1	1	0	0	0	0	0	1	0	0	1	3	0	0	0
Bragg	.083	3	12	0	1	0	0	0	0	0	0	0	0	5	0	0	0	0
Buford	.000	3	1	2	0	0	0	0	0	0	0	0	1	0	0	0	0	0
Cummings	.000	3	3	0	0	0	0	0	0	0	0	0	0	0	0	0	0	0
Garciaparra	.333	4	15	4	5	1	0	3	11	0	0	2	0	1	0	0	0	0
Hatteberg	.111	3	9	0	1	0	0	0	0	0	0	0	0	3	1	0	0	0
Lewis	.357	4	14	4	5	2	0	0	0	0	0	0	1	1	3	1	0	0
Nixon	.333	2	3	0	1	0	0	0	0	0	0	0	0	1	0	0	0	0
O'Leary	.063	4	16	0	1	0	0	0	0	0	0	0	0	1	4	0	0	0
Sadler	.000	3	0	0	0	0	0	0	0	0	0	0	0	0	0	0	0	0
Stanley	.267	4	15	1	4	0	0	0	0	0	0	0	0	2	5	0	0	0
Valentin	.467	4	15	5	7	1	0	0	0	0	0	0	0	3	1	0	0	0
Varitek	.250	1	4	0	1	0	0	0	1	0	0	0	0	1	0	0	0	0
Vaughn	.412	4	17	3	7	2	0	2	7	1	0	0	0	1	5	0	0	0
Red Sox	.252	4	135	20	34	6	0	5	19	1	1	2	2	14	28	1	0	0
Indians	.206	4	126	18	26	12	0	7	17	3	0	1	3	15	26	3	1	1

Pitcher	W	L	ERA	G	GS	CG	SHO	SV	IP	H	R	ER	HR	HB	BB	SO	WP
Corsi	0	0	0.00	2	0	0	0	0	3.0	1	0	0	0	0	1	2	0
Eckersley	0	0	9.00	1	0	0	0	0	1.0	1	1	1	1	0	0	1	0
Gordon	0	1	9.00	2	0	0	0	0	3.0	4	3	3	0	0	4	1	1
Lowe	0	0	2.08	2	0	0	0	0	4.1	3	1	1	0	1	1	2	0
Martinez	1	0	3.86	1	1	0	0	0	7.0	6	3	3	2	0	0	8	1
Saberhagen	0	1	3.86	1	1	0	0	0	7.0	4	3	3	3	0	1	7	0
Schourek	0	0	0.00	1	1	0	0	0	5.1	2	0	0	0	0	4	1	0
Swindell	0	0	0.00	1	0	0	0	0	1.1	0	0	0	0	0	1	1	0
Wakefield	0	1	33.75	1	1	0	0	0	1.1	3	5	5	0	1	2	1	0
Wasdin	0	0	10.80	1	0	0	0	0	1.2	2	2	2	1	1	1	2	0
Red Sox	1	3	4.62	4	4	0	0	0	35.0	26	18	18	7	3	15	26	2
Indians	3	1	5.00	4	4	0	0	3	36.0	34	20	20	5	2	14	28	0

Red Sox in the Postseason

Red Sox in the Postseason, Continued

1995 American League Division Series

(Indians 3, Red Sox 0)

Game 1

at CLEVELAND (Night) | Tuesday, October 3

	R	H	E
Boston	0	0	2
Cleveland	0	0	0

Clemens, Cormier (8), Belinda (8), Stanton (8), Aguilera (11), Maddux (11), SMITH (12-L) and Macfarlane, Haselman (9)
 D. Martinez, Tavaraz (7), Assenmacher (8), Plunk (8), Mesa (10), Poole (11), HILL (12-W) and S. Alomar, Pena (11)
 HR—Valentin (1), Naehring (1), Alicea (1), Belle (1), Pena (1)
 T—5:01; A—44,218

Game 2

at CLEVELAND (Night) | Wednesday, October 4

	R	H	E
Boston	0	0	0
Cleveland	0	0	0

HANSON (L) and Macfarlane
 HERSHISER (W), Tavaraz (8), Assenmacher (8), Mesa (9) and S. Alomar
 HR—Murray (1)
 T—2:33; A—44,264

Game 3

at BOSTON (Night) | Friday, October 6

	R	H	E
Cleveland	0	2	1
Boston	0	0	0

NAGY (W), Tavaraz (8), Assenmacher (9) and S. Alomar, Pena (9)
 WAKEFIELD (L), Cormier (6), Maddux (6), Hudson (9) and Macfarlane
 HR—Thome (1)
 T—3:18; A—34,211

1995 ALDS Statistics

Batter	AVG	G	AB	R	H	2B	3B	HR	RBI	GW	SH	SF	HB	BB	SO	SB	CS	E
Alicea	.600	3	10	1	6	1	0	1	1	0	0	0	0	2	2	1	0	1
Canseco	.000	3	13	0	0	0	0	0	0	0	0	0	0	2	2	0	0	0
Greenwell	.200	3	15	0	3	0	0	0	0	0	0	0	0	0	1	0	0	0
Haselman	.000	1	2	0	0	0	0	0	0	0	0	0	0	0	0	0	0	0
Hosey	.000	3	12	1	0	0	0	0	0	0	0	0	0	2	3	1	0	0
Jefferson	.250	1	4	1	1	0	0	0	0	0	0	0	0	0	1	0	0	0
Macfarlane	.333	3	9	0	3	0	0	0	1	0	0	1	0	0	3	0	0	2
McGee	.250	2	4	0	1	0	0	0	1	0	0	0	0	0	2	0	0	0
Naehring	.308	3	13	2	4	0	0	1	1	0	1	0	0	0	1	0	0	0
Stairs	.000	1	1	0	0	0	0	0	0	0	0	0	0	0	1	0	0	0
Tinsley	.000	1	5	0	0	0	0	0	0	0	0	0	0	1	2	0	0	0
Valentin	.250	3	12	1	3	1	0	1	2	0	0	0	0	3	1	0	1	1
Vaughn	.000	3	14	0	0	0	0	0	0	0	0	0	0	1	7	0	0	0
Red Sox	.184	3	114	6	21	2	0	3	6	0	1	1	0	11	26	2	1	4
Indians	.219	3	114	17	25	4	1	4	17	3	2	0	4	13	22	1	0	6

Pitcher	W	L	ERA	G	GS	CG	SHO	SV	IP	H	R	ER	HR	HB	BB	SO	WP
Aguilera	0	0	13.50	1	0	0	0	0	0.2	3	1	1	1	0	0	1	0
Belinda	0	0	0.00	1	0	0	0	0	0.1	0	0	0	0	0	0	0	0
Clemens	0	0	3.86	1	1	0	0	0	7.0	5	3	3	0	0	1	5	0
Cormier	0	0	13.50	2	0	0	0	0	0.2	2	1	1	0	1	1	2	0
Hanson	0	1	4.50	1	1	1	0	0	8.0	4	4	4	1	1	4	5	0
Hudson	0	0	0.00	1	0	0	0	0	1.0	2	0	0	0	0	1	0	1
Maddux	0	0	0.00	2	0	0	0	0	3.0	2	0	0	0	1	1	1	0
Smith	0	1	6.75	1	0	0	0	0	1.1	1	1	1	1	0	0	0	0
Stanton	0	0	0.00	1	0	0	0	0	2.1	1	0	0	0	0	0	4	0
Wakefield	0	1	11.81	1	1	0	0	0	5.1	5	7	7	1	1	5	4	0
Red Sox	0	3	5.16	3	3	1	0	0	29.2	25	17	17	4	4	13	22	1
Indians	3	0	1.74	3	3	0	1	0	31.0	21	6	6	3	0	11	26	1

Red Sox in the Postseason

Red Sox in the Postseason, Continued

1990 American League Championship Series

(Athletics 4, Red Sox 0)

Game 1

at **BOSTON (Night)** | Saturday, October 6

	R	H	E
Oakland	0	0	0
Boston	0	0	0

STEWART (W), Eckersley (9) and Steinbach
 Clemens, ANDERSEN (7-L), Bolton (8), Gray (8), Lamp (9), Murphy (9) and Pena
 HR—Boggs (1)
 T—3:26; A—35,192

Game 2

at **BOSTON (Night)** | Sunday, October 7

	R	H	E
Oakland	0	0	0
Boston	0	0	0

WELCH (W), Honeycutt (8), Eckersley (8-SV) and Hassey
 Kiecker, HARRIS (6-L), Andersen (7), Reardon (8) and Pena
 HR—None
 T—3:42; A—35,070

Game 3

at **OAKLAND (Day)** | Tuesday, October 9

	R	H	E
Boston	0	1	0
Oakland	0	0	0

BODDICKER (L) and Pena
 MOORE (W), Nelson (7), Honeycutt (8), Eckersley (9-SV) and Steinbach
 HR—None
 T—2:47; A—49,026

Game 4

at **OAKLAND (Day)** | Wednesday, October 10

	R	H	E
Boston	0	0	0
Oakland	0	3	0

CLEMENS (L), Bolton (2), Gray (5), Andersen (8) and Pena
 STEWART (W), Honeycutt (9-SV) and Steinbach
 HR—None
 T—3:02; A—49,052

1990 ALCS Statistics

Batter	AVG	G	AB	R	H	2B	3B	HR	RBI	GW	SH	SF	HB	BB	SO	SB	CS	E
Barrett	.000	3	0	0	0	0	0	0	0	0	0	0	0	0	0	0	0	0
Boggs	.438	4	16	1	7	1	0	1	1	0	0	0	0	3	0	0	0	0
Brunansky	.083	4	12	0	1	0	0	0	1	0	0	1	0	1	3	0	0	0
Burks	.267	4	15	1	4	2	0	0	0	0	0	0	0	1	1	1	0	0
Evans	.231	4	13	0	3	1	0	0	0	0	0	0	0	1	3	0	0	0
Greenwell	.000	4	14	1	0	0	0	0	0	0	0	0	0	2	2	0	0	1
Heep	.000	2	2	0	0	0	0	0	0	0	0	0	0	0	0	0	0	0
Kutcher	.000	2	0	0	0	0	0	0	0	0	0	0	0	0	0	0	0	0
Marshall	.333	3	3	1	0	0	0	0	0	0	0	0	0	0	0	0	0	0
Marzano	.000	0	0	0	0	0	0	0	0	0	0	0	0	0	0	0	0	0
Pena	.214	4	14	0	3	0	0	0	0	0	0	0	0	0	0	0	0	1
Quintana	.000	4	13	0	0	0	0	0	1	0	0	1	0	1	0	0	0	0
Reed	.133	4	15	0	2	0	0	0	1	0	1	0	0	0	2	0	0	0
Rivera	.222	4	9	1	2	1	0	0	0	0	0	0	0	0	2	0	0	1
Romine	.000	0	0	0	0	0	0	0	0	0	0	0	0	0	0	0	0	0
Red Sox	.183	4	126	4	23	5	0	1	4	0	1	2	0	6	16	1	0	5
Athletics	.299	4	127	20	38	4	0	0	18	4	4	3	4	19	2	1	3	1

Pitcher	W	L	ERA	G	GS	CG	SHO	SV	IP	H	R	ER	HR	HB	BB	SO	WP
Andersen	0	1	6.00	3	0	0	0	0	3.0	3	2	2	0	0	3	3	0
Boddicker	0	1	2.25	1	1	1	0	0	8.0	6	4	2	0	2	3	7	0
Bolton	0	0	0.00	2	0	0	0	0	3.0	2	0	0	0	0	2	3	0
Clemens	0	1	3.52	2	2	0	0	0	7.2	7	3	3	0	0	5	4	1
Gray	0	0	2.70	2	0	0	0	0	3.1	4	2	1	0	0	1	2	0
Harris	0	1	27.00	1	0	0	0	0	0.1	3	1	1	0	0	0	0	0
Kiecker	0	0	1.59	1	1	0	0	0	5.2	6	1	1	0	1	1	2	0
Lamp	0	0	108.00	1	0	0	0	0	0.1	2	4	4	0	0	2	0	0
Murphy	0	0	13.50	1	0	0	0	0	0.2	2	1	1	0	0	1	0	0
Reardon	0	0	9.00	1	0	0	0	0	2.0	3	2	2	0	1	1	0	0
Red Sox	0	4	4.50	4	4	1	0	0	34.0	38	20	17	0	4	19	21	1
Athletics	4	0	1.00	4	4	0	0	3	36.0	23	4	4	1	0	6	16	0

Red Sox in the Postseason

Red Sox in the Postseason, Continued

1988 American League Championship Series

(Athletics 4, Red Sox 0)

Game 1

at **BOSTON** (Day) | Wednesday, October 5

	R	H	E
Oakland	0	0	0
Boston	2	6	0

Stewart, HONEYCUTT (7-W), Eckersley (8-SV) and Steinbach, Hassey (8)
 HURST (L) and Gedman
 HR—Canseco (1)
 T—2:44; A—34,101

Game 2

at **BOSTON** (Night) | Thursday, October 6

	R	H	E
Oakland	0	0	0
Boston	3	4	1

Davis, Cadaret (7), NELSON (7-W), Eckersley (9-SV) and Hassey
 Clemens, Stanley (8), SMITH (8-L) and Gedman
 HR—Canseco (2), Gedman (1)
 T—3:14; A—32,786

Game 3

at **OAKLAND** (Day) | Saturday, October 8

	R	H	E
Boston	3	2	0
Oakland	0	4	2

BODDICKER (L), Gardner (3), Stanley (8) and Gedman
 Welch, NELSON (2-W), Young (6), Plunk (7), Honeycutt (7),
 Eckersley (8-SV) and Hassey
 HR—Greenwell (1), McGwire (1), Lansford (1), Hassey (1), Henderson (1)
 T—3:14; A—49,261

Game 4

at **OAKLAND** (Day) | Sunday, October 9

	R	H	E
Boston	0	0	0
Oakland	1	0	1

HURST (L), Smithson (5) and Gedman
 STEWART (W), Honeycutt (8), Eckersley (9-SV) and Steinbach, Hassey (9)
 HR—Canseco (3)
 T—2:55; A—49,406

1988 ALCS Statistics

Batter	AVG	G	AB	R	H	2B	3B	HR	RBI	GW	SH	SF	HB	BB	SO	SB	CS	E
Barrett	.067	4	15	2	1	0	0	0	0	0	1	0	0	1	0	0	0	0
Benzinger	.091	4	11	0	1	0	0	0	0	0	0	0	0	1	3	0	0	0
Boggs	.385	4	13	2	5	0	0	0	3	0	0	2	0	3	4	0	0	0
Burks	.235	4	17	2	4	1	0	0	1	0	0	0	0	0	3	0	0	0
Evans	.167	4	12	1	2	1	0	0	1	0	0	0	0	3	5	0	0	0
Gedman	.357	4	14	1	5	0	0	1	1	0	0	0	0	2	1	0	0	0
Greenwell	.214	4	14	2	3	1	0	1	3	0	0	0	0	3	0	0	0	0
Owen	.000	1	0	0	0	0	0	0	0	0	0	0	0	1	0	0	0	0
Parrish	.000	4	6	0	0	0	0	0	0	0	0	0	0	2	0	0	0	0
Reed	.273	4	11	0	3	1	0	0	0	0	1	0	1	2	1	0	0	0
Rice	.154	4	13	0	2	0	0	0	1	0	0	0	0	2	4	0	0	0
Romero	.000	1	0	0	0	0	0	0	0	0	0	0	0	0	0	0	0	0
Romine	.000	2	0	1	0	0	0	0	0	0	0	0	0	0	0	0	0	0
Red Sox	.206	4	126	11	26	4	0	2	10	0	2	2	1	18	23	0	0	1
Athletics	.299	4	137	20	41	8	0	7	20	4	0	1	0	10	35	1	3	3

Pitcher	W	L	ERA	G	GS	CG	SHO	SV	IP	H	R	ER	HR	HB	BB	SO	WP
Boddicker	0	1	20.25	1	1	0	0	0	2.2	8	6	6	3	0	1	2	0
Clemens	0	0	3.86	1	1	0	0	0	7.0	6	3	3	1	0	0	8	1
Gardner	0	0	5.79	1	0	0	0	0	4.2	6	3	3	0	0	2	8	0
Hurst	0	2	2.77	2	2	1	0	0	13.0	10	4	4	2	0	5	12	0
Smith	0	1	8.10	2	0	0	0	0	3.1	6	3	3	0	0	1	4	0
Smithson	0	0	0.00	1	0	0	0	0	2.1	3	0	0	0	0	0	1	0
Stanley	0	0	9.00	2	0	0	0	0	1.0	2	1	1	1	0	1	0	0
Red Sox	0	4	5.29	4	4	1	0	0	34.0	41	20	20	7	0	10	35	1
Athletics	4	0	2.00	4	4	0	0	4	36.0	26	11	8	2	1	18	23	1

Red Sox in the Postseason, Continued

1986 American League Championship Series

(Red Sox 4, Angels 3)

Game 1

at BOSTON (Night) | Tuesday, October 7

	R	H	E
California	0	4	1
Boston	0	0	0

WITT (W) and Boone
CLEMENS (L), Sambito (8), Stanley (8) and Gedman
HR—None
T—2:52; A—32,993

Game 2

at BOSTON (Day) | Wednesday, October 8

	R	H	E
California	0	0	0
Boston	1	1	0

McCASKILL (L), Lucas (8), Corbett (8) and Boone
HURST (W) and Gedman
HR—Joyner (1), Rice (1)
T—2:47; A—32,786

Game 3

at CALIFORNIA (Night) | Friday, October 10

	R	H	E
Boston	0	1	0
California	0	0	0

BOYD (L), Sambito (7), Schiraldi (8) and Gedman
CANDELARIA (W), Moore (8-5V) and Boone
HR—Schofield (1), Pettis (1)
T—2:48; A—64,206

Game 4

at CALIFORNIA (Night) | Saturday, October 11

	R	H	E
Boston	0	0	0
California	0	0	0

Clemens, SCHIRALDI (9-L) and Gedman
Sutton, Lucas (7), Ruhle (7), Finley (8), CORBETT (8-W) and Boone, Narron (10)
HR—DeCinces (1)
T—3:50; A—64,223

Game 5

at CALIFORNIA (Day) | Sunday, October 12

	R	H	E
Boston	0	2	0
California	0	0	0

Hurst, Stanley (7), Sambito (9), CRAWFORD (9-W), Schiraldi (11-SV) and Gedman
Witt, Lucas (9), MOORE (9-L), Finley (11) and Boone
HR—Baylor (1), Gedman (1), Henderson (1), Boone (1), Grich (1)
T—3:54; A—64,223

Game 6

at BOSTON (Night) | Tuesday, October 14

	R	H	E
California	2	0	0
Boston	2	0	5

McCASKILL (L), Lucas (3), Corbett (4), Finley (7) and Boone, Narron (8)
BOYD (W), Stanley (8) and Gedman
HR—Downing (1)
T—3:23; A—32,998

Game 7

at BOSTON (Night) | Wednesday, October 15

	R	H	E
California	0	0	0
Boston	0	3	0

CANDELARIA (L), Sutton (4), Moore (8) and Boone
CLEMENS (W), Schiraldi (8) and Gedman
HR—Rice (2), Evans (1)
T—2:39; A—33,001

1986 ALCS Statistics

Batter	AVG	G	AB	R	H	2B	3B	HR	RBI	GW	SH	SF	HB	BB	SO	SB	CS	E
Armas	.125	5	16	1	2	1	0	0	0	0	0	0	0	0	2	0	0	0
Barrett	.367	7	30	4	11	2	0	0	5	1	1	0	0	2	2	0	0	0
Baylor	.346	7	26	6	9	3	0	1	2	0	0	0	2	4	5	0	0	0
Boggs	.233	7	30	3	7	1	1	0	2	0	1	0	0	4	1	0	0	2
Buckner	.214	7	28	3	6	1	0	0	3	0	0	1	0	0	2	0	0	0
Evans	.214	7	28	2	6	1	0	1	4	1	0	0	0	3	3	0	0	0
Gedman	.357	7	28	4	10	1	0	1	6	1	0	0	1	0	4	0	0	0
Greenwell	.500	2	2	0	1	0	0	0	0	0	0	0	0	0	0	0	0	0
Henderson	.111	5	9	3	1	0	0	1	4	1	0	1	0	2	2	0	0	0
Owen	.429	7	21	5	9	0	1	0	3	0	1	0	0	2	2	1	0	5
Rice	.161	7	31	8	5	1	0	2	6	0	0	0	0	1	8	0	0	0
Romero	.000	1	2	0	0	0	0	0	0	0	0	0	0	0	0	0	0	0
Stapleton	.667	4	3	2	2	0	0	0	0	0	0	0	0	1	0	0	0	0
Red Sox	.272	7	254	41	69	11	2	6	35	4	3	2	3	19	31	1	0	7
Angels	.277	7	256	30	71	11	0	7	29	3	4	2	4	20	44	1	4	8
Pitcher	W	L	ERA	G	GS	CG	SHO	SV	IP	H	R	ER	HR	HB	BB	SO	WP	
Boyd	1	1	4.61	2	2	0	0	0	13.2	17	7	7	3	1	3	8	0	
Clemens	1	1	4.37	3	3	0	0	0	22.2	22	12	11	1	2	7	17	0	
Crawford	1	0	0.00	1	0	0	0	0	1.2	1	0	0	0	0	2	1	0	
Hurst	1	0	2.40	2	2	1	0	0	15.0	18	5	4	3	0	1	8	0	
Sambito	0	0	13.50	3	0	0	0	0	0.2	1	1	1	0	0	1	0	0	
Schiraldi	0	1	1.50	4	0	0	0	1	6.0	5	2	1	0	1	3	9	0	
Stanley	0	0	3.18	3	0	0	0	0	5.2	7	3	2	0	0	3	1	0	
Red Sox	4	3	3.58	18	7	1	0	1	65.1	71	30	26	7	4	20	44	0	
Angels	3	4	3.94	22	7	1	0	1	64.0	69	41	28	6	3	19	31	1	

Red Sox in the Postseason

Red Sox in the Postseason, Continued

1986 World Series

(Mets 4, Red Sox 3)

Game 1

at NEW YORK (Night) | Saturday, October 18

Boston	0	0	0	0	0	0	1	0	0	R	H	E
New York	0	0	0	0	0	0	0	0	0	1	5	0
							0	4	1			

HURST (W), Schiraldi (9-SV) and Gedman
DARLING (L), McDowell (8) and Carter
HR—None
T—2:59; A—55,076

Game 2

at NEW YORK (Night) | Sunday, October 19

Boston	0	0	3	1	2	0	2	0	1	R	H	E
New York	0	0	2	0	1	0	0	0	0	9	18	0
							3	8	1			

Clemens, CRAWFORD (5-W), Stanley (5-7) and Gedman
GOODEN (L), Aguilera (6), Orosco (7), Fernandez (9), Sisk (9) and Carter
HR—Henderson (2), Evans (2)
T—3:36; A—55,063

Game 3

at BOSTON (Night) | Tuesday, October 21

New York	4	0	0	0	0	0	2	1	0	R	H	E
Boston	0	0	1	0	0	0	0	0	0	7	13	0
							1	5	0			

OJEDA (W), McDowell (2) and Carter
BOYD (L), Sambito (8), Stanley (8) and Gedman
HR—Dykstra (2)
T—2:58; A—33,595

Game 4

at BOSTON (Night) | Wednesday, October 22

New York	0	0	0	3	0	0	2	1	0	R	H	E
Boston	0	0	0	0	0	0	0	2	0	6	12	0
							2	7	1			

DARLING (W), McDowell (8), Orosco (5-8) and Carter
NIPPER (L), Crawford (7), Stanley (9) and Gedman
HR—Dykstra (3), Carter (2)
T—3:22; A—33,902

Game 5

at BOSTON (Night) | Thursday, October 23

New York	0	0	0	0	0	0	0	1	1	R	H	E
Boston	0	1	1	0	2	0	0	0	0	2	10	1
										4	12	0

GOODEN (L), Fernandez (5) and Carter
HURST (W) and Gedman
HR—Teufel (1)
T—3:09; A—34,010

Game 6

at NEW YORK (Night) | Saturday, October 25

Boston	1	1	0	0	0	0	1	0	0	R	H	E
New York	0	0	0	0	2	0	0	1	0	5	13	3
							0	1	0	6	8	2

Clemens, SCHIRALDI (L-8), Stanley (10) and Gedman
Ojeda, McDowell (7), Orosco (8), AGUILERA (W-9) and Carter
HR—Henderson (3)
T—4:02; A—55,078

Game 7

at NEW YORK (Night) | Saturday, October 27

Boston	0	3	0	0	0	0	0	2	0	R	H	E
New York	0	0	0	0	0	3	3	2	x	5	9	0
										8	10	0

Hurst, SCHIRALDI (L-7), Sambito (7), Stanley (7), Nipper (8),
Crawford (8) and Gedman
Darling, Fernandez (4), MCDOWELL (W-7), Orosco (8-SV) and Carter
HR—Gedman (2), Evans (3), Knight (1), Strawberry (3)
T—3:11; A—55,032

1986 World Series Statistics

Batter	AVG	G	AB	R	H	2B	3B	HR	RBI	GW	SH	SF	HB	BB	SO	SB	CS	E
Armas	.000	1	1	0	0	0	0	0	0	0	0	0	0	0	1	0	0	0
Barrett	.433	7	30	1	13	2	0	0	4	0	0	0	0	5	2	0	0	0
Baylor	.182	4	11	1	2	1	0	0	1	0	0	0	1	1	3	0	0	0
Boggs	.290	7	31	3	9	3	0	0	3	1	0	0	0	4	2	0	0	0
Buckner	.188	7	32	2	6	0	0	0	1	0	0	0	1	0	3	0	0	1
Evans	.308	7	26	4	8	2	0	2	9	0	0	0	0	4	3	0	0	1
Gedman	.200	7	30	1	6	1	0	1	1	0	0	0	0	0	10	0	0	2
Greenwell	.000	4	3	0	0	0	0	0	0	0	0	0	0	1	2	0	0	0
Henderson	.400	7	25	6	10	1	1	2	5	0	1	1	1	2	6	0	0	0
Owen	.300	7	20	2	6	0	0	0	2	1	1	1	0	5	6	0	0	0
Rice	.333	7	27	6	9	1	1	0	0	0	0	0	0	6	9	0	0	0
Romero	.000	3	1	0	0	0	0	0	0	0	0	0	0	0	0	0	0	0
Stapleton	.000	3	1	0	0	0	0	0	0	0	0	0	0	0	0	0	0	0
Boyd	—	1	0	0	0	0	0	0	0	0	0	0	0	0	0	0	0	0
Clemens	.000	2	4	1	0	0	0	0	0	0	1	0	0	0	1	0	0	0
Crawford	.000	3	1	0	0	0	0	0	0	0	0	0	0	0	0	0	0	0
Hurst	.000	3	3	0	0	0	0	0	0	0	2	0	0	0	3	0	0	0
Nipper	—	2	0	0	0	0	0	0	0	0	0	0	0	0	0	0	0	0
Sambito	—	2	0	0	0	0	0	0	0	0	0	0	0	0	0	0	0	0
Schiraldi	.000	3	1	0	0	0	0	0	0	0	0	0	0	0	1	0	0	0
Stanley	.000	5	1	0	0	0	0	0	0	0	0	0	0	0	1	0	0	0
Red Sox	.278	7	248	27	69	11	2	5	26	2	4	2	3	28	53	0	0	4
Mets	.271	7	240	32	65	6	0	7	29	3	6	2	1	21	43	7	2	5

Red Sox in the Postseason, Continued

1986 World Series Statistics (Cont.)

Pitcher	W	L	ERA	G	GS	CG	SHO	SV	IP	H	R	ER	HR	HB	BB	SO	WP
Boyd	0	1	7.71	1	1	0	0	0	7.0	9	6	6	1	0	1	3	0
Clemens	0	0	3.18	2	2	0	0	0	11.1	9	5	4	0	0	6	11	0
Crawford	1	0	6.23	3	0	0	0	0	4.1	5	3	3	2	1	0	4	0
Hurst	2	0	1.96	3	3	1	0	0	23.0	18	5	5	1	0	6	17	0
Nipper	0	1	7.11	2	1	0	0	0	6.1	10	5	5	2	0	2	2	0
Sambito	0	0	27.00	2	0	0	0	0	0.1	2	1	1	0	0	2	0	1
Schiraldi	0	2	13.50	3	0	0	0	1	4.0	7	7	6	1	0	3	2	1
Stanley	0	0	0.00	5	0	0	0	1	6.1	5	0	0	0	0	1	4	1
Red Sox	3	4	4.31	7	7	1	1	2	62.2	65	32	30	7	1	21	43	3
Mets	4	3	3.29	7	7	0	0	2	63.0	69	27	23	5	3	28	53	3

1975 American League Championship Series

(Red Sox 3, Athletics 0)

Game 1

at BOSTON (Day) | Saturday, October 4

	R	H	E
Oakland	0	0	0
Boston	2	0	0

HOLTZMAN (L), Todd (7), Lindblad (7), Bosman (7), Abbott (8) and Tenace
 TIANI (W) and Fisk
 HR—None
 T—2:40; A—35,578

Game 2

at BOSTON (Day) | Sunday, October 5

	R	H	E
Oakland	2	0	0
Boston	0	0	0

Blue, Todd (4), FINGERS (5-L) and Fosse, Tenace (7)
 Cleveland, MORET (6-W), Drago (7-SV) and Fisk
 HR—Jackson (1), Yastrzemski (1), Petrocelli (1)
 T—2:27; A—35,578

Game 3

at OAKLAND (Night) | Tuesday, October 7

	R	H	E
Boston	0	0	0
Oakland	0	0	0

WISE (W), Drago (8-SV) and Fisk
 HOLTZMAN (L), Todd (5), Lindblad (5) and Tenace
 HR—None
 T—2:30; A—49,358

1975 ALCS Statistics

Batter	AVG	G	AB	R	H	2B	3B	HR	RBI	GW	SH	SF	HB	BB	SO	SB	CS	E
Beniquez	.250	3	12	2	3	0	0	0	1	0	1	0	0	0	1	2	0	0
Burleson	.444	3	9	2	4	2	0	0	1	0	1	0	0	1	0	0	0	1
Cooper	.400	3	10	0	4	2	0	0	1	0	1	0	0	0	2	0	0	1
Doyle	.273	3	11	3	3	0	0	0	2	0	1	1	0	0	1	0	0	1
Evans	.100	3	10	1	1	1	0	0	0	0	0	0	0	1	2	0	0	0
Fisk	.417	3	12	4	5	1	0	0	2	1	0	0	0	0	2	1	0	0
Lynn	.364	3	11	1	4	1	0	0	3	0	1	0	0	0	0	0	0	1
Petrocelli	.167	3	12	1	2	0	0	1	2	1	0	0	0	0	3	0	0	0
Yastrzemski	.455	3	11	4	5	1	0	1	2	0	0	0	0	1	1	0	0	0
Red Sox	.316	3	98	18	31	8	0	2	14	2	5	1	0	3	12	3	0	4
Athletics	.194	3	98	7	19	6	0	1	7	0	0	0	0	9	14	0	0	6

Pitcher	W	L	ERA	G	GS	CG	SHO	SV	IP	H	R	ER	HR	HB	BB	SO	WP
Cleveland	0	0	5.40	1	1	0	0	0	5.0	7	3	3	1	0	1	2	0
Drago	0	0	0.00	2	0	0	0	2	4.2	2	0	0	0	0	1	2	1
Moret	1	0	0.00	1	0	0	0	0	1.0	1	0	0	0	0	1	0	0
Tiani	1	0	0.00	1	1	1	0	0	9.0	3	1	0	0	0	3	8	0
Wise	1	0	2.45	1	1	0	0	0	7.1	6	3	2	0	0	3	2	0
Red Sox	3	0	1.67	3	3	1	0	2	27.0	19	7	5	1	0	9	14	0
Athletics	0	3	4.32	3	3	0	0	0	25.0	31	18	12	2	0	3	12	1

Red Sox in the Postseason

Red Sox in the Postseason, Continued

1975 World Series

(Reds 4, Red Sox 3)

Game 1

at BOSTON (Day) | Saturday, October 11

	R	H	E
Cincinnati	0	0	0
Boston	6	12	0

GULLETT (L), Carroll (7), McEneaney (7) and Bench
 Tiant (W) and Fisk
 HR—None
 T—2:27; A—35,205

Game 2

at BOSTON (Day) | Sunday, October 12

	R	H	E
Cincinnati	0	0	0
Boston	2	7	0

Billingham, Borbon (6), McEneaney (7), EASTWICK (9-W) and Bench
 Lee, DRAGO (9-L) and Fisk
 HR—None
 T—2:38; A—35,205

Game 3

at CINCINNATI (Night) | Tuesday, October 14

	R	H	E
Boston	0	1	0
Cincinnati	0	0	0

Wise, Burton (5), Cleveland (5), WILLOUGHBY (7-L), Moret (10) and Fisk
 Nolan, Darcy (5), Carroll (7), McEneaney (7), EASTWICK (9-W) and Bench
 HR—Fisk (1), Carbo (1), Evans (1), Bench (1), Concepcion (1), Geronimo (1)
 T—3:03; A—55,392

Game 4

at CINCINNATI (Night) | Wednesday, October 15

	R	H	E
Boston	0	0	0
Cincinnati	4	9	1

Tiant (W) and Fisk
 NORMAN (L), Borbon (4), Carroll (5), Eastwick (7) and Bench
 HR—None
 T—2:52; A—55,667

Game 5

at CINCINNATI (Night) | Thursday, October 16

	R	H	E
Boston	1	0	0
Cincinnati	6	8	0

CLEVELAND (L), Willoughby (6), Pole (8), Segui (8) and Fisk
 GULLETT (W), Eastwick (9-SV) and Bench
 HR—Perez 2 (2)
 T—2:23; A—56,393

Game 6

at BOSTON (Night) | Tuesday, October 21

	R	H	E
Cincinnati	0	0	0
Boston	7	10	1

Nolan, Norman (3), Billingham (3), Carroll (5), Borbon (6),
 Eastwick (8), McEneaney (9), DARCY (10-L) and Bench
 Tiant, Moret (8), Drago (9), WISE (12-W) and Fisk
 HR—Lynn (1), Geronimo (2), Carbo (2), Fisk (2)
 T—4:01; A—35,205

Game 7

at BOSTON (Night) | Wednesday, October 22

	R	H	E
Cincinnati	0	0	0
Boston	3	5	2

Gullett, Billingham (5), CARROLL (7-W), McEneaney (9-SV) and Bench
 Lee, Moret (7), Willoughby (7), BURTON (9-L), Cleveland (9) and Fisk
 HR—Perez (3)
 T—2:52; A—35,205

1975 World Series Statistics

Batter	AVG	G	AB	R	H	2B	3B	HR	RBI	GW	SH	SF	HB	BB	SO	SB	CS	E
Beniquez	.125	3	8	0	1	0	0	0	1	0	0	0	0	1	1	0	0	0
Burleson	.292	7	24	1	7	1	0	0	2	1	0	0	0	4	2	0	1	1
Carbo	.429	4	7	3	3	1	0	2	4	0	0	0	0	1	1	0	0	0
Cleveland	.000	3	2	0	0	0	0	0	0	0	0	0	0	0	2	0	0	0
Cooper	.053	5	19	0	1	1	0	0	1	0	1	0	0	0	3	0	0	0
Doyle	.267	7	30	3	8	1	1	0	0	1	0	0	0	2	1	0	0	3
Evans	.292	7	24	3	7	1	1	1	5	0	1	0	1	3	4	0	1	0
Fisk	.240	7	25	5	6	0	0	2	4	1	0	0	0	7	7	0	0	2
Griffin	.000	1	1	0	0	0	0	0	0	0	0	0	0	0	0	0	0	0
Lee	.167	2	6	0	1	0	0	0	0	0	0	0	0	0	3	0	0	0
Lynn	.280	7	25	3	7	1	0	1	5	0	0	1	0	3	5	0	0	0
Miller	.000	3	2	0	0	0	0	0	0	0	0	0	0	0	0	0	0	0
Montgomery	.000	1	1	0	0	0	0	0	0	0	0	0	0	0	0	0	0	0
Petrocelli	.308	7	26	3	8	1	0	0	4	0	0	0	0	3	6	0	0	0
Tiant	.250	3	8	2	2	0	0	0	0	0	1	0	0	2	4	0	0	0
Willoughby	—	3	0	0	0	0	0	0	0	0	1	0	0	0	0	0	0	0
Wise	.000	2	2	0	0	0	0	0	0	0	0	0	0	0	0	0	0	0
Yastrzemski	.310	7	29	7	9	0	0	0	4	1	0	1	0	4	1	0	0	0
Red Sox	.251	7	239	30	60	7	2	6	30	3	4	3	1	30	40	0	2	6
Reds	.242	7	244	29	59	9	3	7	29	4	2	2	2	25	30	9	2	2

Pitcher	W	L	ERA	G	GS	CG	SHO	SV	IP	H	R	ER	HR	HB	BB	SO	WP
Burton	0	1	9.00	2	0	0	0	0	0	1.0	1	1	0	0	3	0	0
Cleveland	0	1	6.75	3	1	0	0	0	6.2	7	5	5	2	0	3	5	0
Drago	0	1	2.25	2	0	0	0	0	4.0	3	1	1	0	1	1	1	0
Lee	0	0	3.14	2	2	0	0	0	14.1	12	5	5	1	0	3	7	0
Moret	0	0	0.00	3	0	0	0	0	1.2	2	0	0	0	0	3	1	0
Pole	0	0	—	1	0	0	0	0	0.0	0	1	1	0	0	2	0	0
Segui	0	0	0.00	1	0	0	0	0	1.0	0	0	0	0	0	0	0	0
Tiant	2	0	3.60	3	3	2	1	0	25.0	25	10	10	1	0	8	12	0
Willoughby	0	1	0.00	3	0	0	0	0	6.1	3	1	0	0	1	0	2	0
Wise	1	0	8.44	2	1	0	0	0	5.1	6	5	5	3	0	2	2	0
Red Sox	3	4	3.86	7	7	2	1	0	65.1	59	29	28	7	2	25	30	0
Reds	4	3	3.88	7	7	0	0	2	65.0	60	30	28	6	1	30	40	3

Red Sox in the Postseason

Red Sox in the Postseason, Continued

1967 World Series

(Cardinals 4, Red Sox 3)

Game 1

at BOSTON (Day) | Wednesday, October 4

	R	H	E
St. Louis	0	0	1
Boston	0	0	1

B. GIBSON (W) and McCarver
SANTIAGO (L), Wyatt (8) and R. Gibson, Howard (9)
HR—Santiago (1)
T—2:22; A—34,796

Game 2

at BOSTON (Day) | Thursday, October 5

	R	H	E
St. Louis	0	0	0
Boston	0	0	0

HUGHES (L), Willis (6), Hoerner (7), Lamabe (7) and McCarver
LONBORG (W) and Howard
HR—Yastrzemski 2 (2)
T—2:24; A—35,188

Game 3

at ST. LOUIS (Day) | Saturday, October 7

	R	H	E
Boston	0	0	0
St. Louis	1	2	0

BELL (L), Waslewski (3), Stange (6), Osinski (8) and Howard
BRILES (W) and McCarver
HR—Shannon (1), Smith (1)
T—2:15; A—54,575

Game 4

at ST. LOUIS (Day) | Sunday, October 8

	R	H	E
Boston	0	0	0
St. Louis	4	0	2

SANTIAGO (L), Bell (1), Stephenson (3), Morehead (5), Brett (8) and Howard, Ryan (5)
B. GIBSON (W) and McCarver
HR—None
T—2:05; A—54,575

Game 5

at ST. LOUIS (Day) | Monday, October 9

	R	H	E
Boston	0	0	1
St. Louis	0	0	1

LONBORG (W) and Howard
CARLTON (L), Washburn (7), Willis (9), Lamabe (9) and McCarver
HR—Maris (1)
T—2:20; A—54,575

Game 6

at BOSTON (Day) | Wednesday, October 11

	R	H	E
St. Louis	0	0	2
Boston	0	1	0

Hughes, Willis (4), Briles (5), LAMABE (7-L), Hoerner (7), Jaster (7), Washburn (7), Woodeshick (8) and McCarver
Waslewski, WYATT (6-W), Bell (8-SV) and Howard
HR—Petrocelli 2 (2), Yastrzemski (3), Smith (2), Brock (1)
T—2:48; A—35,188

Game 7

at BOSTON (Day) | Thursday, October 12

	R	H	E
St. Louis	0	0	2
Boston	0	0	0

B. GIBSON (W) and McCarver
LONBORG (L), Santiago (7), Morehead (9), Osinski (9), Brett (9) and Howard, R. Gibson (9)
HR—B. Gibson (1), Javier (1)
T—2:23; A—35,188

1967 World Series Statistics

Batter	AVG	G	AB	R	H	2B	3B	HR	RBI	GW	SH	SF	HB	BB	SO	SB	CS	E
Adair	.125	5	16	0	2	0	0	0	1	0	0	1	0	0	3	1	0	0
Andrews	.308	5	13	2	4	0	0	0	1	0	2	0	0	0	1	0	0	0
Foy	.133	6	15	2	2	1	0	0	1	1	1	0	0	1	5	0	0	1
Gibson	.000	2	2	0	0	0	0	0	0	0	0	0	0	0	2	0	0	0
Harrelson	.077	4	13	0	1	0	0	0	1	1	0	0	0	1	3	0	0	0
Howard	.111	7	18	0	2	0	0	0	1	0	1	0	0	1	2	0	0	0
Jones	.389	6	18	2	7	0	0	0	1	0	0	0	0	1	3	0	0	0
Lonborg	.000	3	9	0	0	0	0	0	0	0	0	0	0	0	7	0	0	0
Petrocelli	.200	7	20	3	4	1	0	2	3	0	0	1	0	3	8	0	1	2
Ryan	.000	1	2	0	0	0	0	0	0	0	0	0	0	0	1	0	0	0
Santiago	.500	3	2	1	1	0	0	1	1	0	0	0	0	0	1	0	0	0
Scott	.231	7	26	3	6	1	1	0	0	0	0	0	0	3	6	0	0	0
Siebern	.333	3	3	0	1	0	0	0	1	0	0	0	0	0	0	0	0	0
Smith	.250	7	24	3	6	1	0	2	3	0	0	0	0	2	2	0	1	0
Tartabull	.154	7	13	1	2	0	0	0	0	0	0	0	0	1	2	0	0	0
Thomas	.000	2	2	0	0	0	0	0	0	0	0	0	0	0	1	0	0	0
Waslewski	.000	2	1	0	0	0	0	0	0	0	0	0	1	0	1	0	0	0
Yastrzemski	.400	7	25	4	10	2	0	3	5	1	0	0	1	4	1	0	1	0
Red Sox	.216	7	222	21	48	6	1	8	19	3	4	2	2	17	49	1	3	4
Cardinals	.223	7	229	25	51	11	2	5	24	4	0	2	0	17	30	7	1	4

Pitcher	W	L	ERA	G	GS	CG	SHO	SV	IP	H	R	ER	HR	HB	BB	SO	WP
Bell	0	1	5.06	3	1	0	0	0	1	5.1	8	3	3	1	0	1	0
Brett	0	0	0.00	2	0	0	0	0	1.1	0	0	0	0	0	1	1	0
Lonborg	2	1	2.63	3	3	2	1	0	24.0	14	8	7	3	0	2	11	1
Morehead	0	0	0.00	2	0	0	0	0	3.1	0	0	0	0	0	4	3	0
Osinski	0	0	6.75	2	0	0	0	0	1.1	2	1	1	0	0	0	0	0
Santiago	0	2	5.59	3	2	0	0	0	9.2	16	6	6	0	0	3	6	0
Stange	0	0	0.00	1	0	0	0	0	2.0	3	1	0	0	0	0	0	0
Stephenson	0	0	9.00	1	0	0	0	0	2.0	3	2	2	0	0	1	0	1
Waslewski	0	0	2.16	2	1	0	0	0	8.1	4	2	2	0	0	2	7	0
Wyatt	1	0	4.91	2	0	0	0	0	3.2	1	2	2	1	0	3	1	0
Red Sox	3	4	3.39	7	7	2	1	1	61.0	51	25	23	5	0	17	30	2
Cardinals	4	3	2.66	7	7	4	1	0	61.0	48	21	18	8	2	17	49	2

Red Sox in the Postseason

Red Sox in the Postseason, Continued

1946 World Series

(Cardinals 4, Red Sox 3)

Game 1

at ST. LOUIS (Day) | Sunday, October 6

Boston	0	1	0	0	0	0	0	0	1	1	R	H	E
St. Louis	0	0	0	0	0	1	0	1	0	0	2	7	0

Hughson, JOHNSON (9-W) and H. Wagner, Partee (9)

POLLET (L) and Garagiola

HR—York (1)

T—2:39; A—36,218

Game 2

at ST. LOUIS (Day) | Monday, October 7

Boston	0	0	0	0	0	0	0	0	0	0	R	H	E
St. Louis	0	0	1	0	2	0	0	0	0	x	3	6	0

HARRIS (L), Dobson (8) and Partee, H. Wagner (6)

BRECHEN (W) and Rice

HR—None

T—1:56; A—35,815

Game 3

at BOSTON (Day)
Wednesday, October 9

St. Louis	0	0	0	0	0	0	0	0	0	0	R	H	E
Boston	3	0	0	0	0	0	0	1	x	4	8	0	0

DICKSON (L), Wilks (8) and Garagiola

FERRISS (W) and H. Wagner

HR—York (2)

T—1:54; A—34,500

Game 4

at BOSTON (Day)
Thursday, October 10

St. Louis	0	3	3	0	1	0	1	0	4	12	20	1	
Boston	0	0	0	1	0	0	0	2	0	3	9	4	

MUNGER (W) and Garagiola

HUGHSON (L), Bagby (3), Zuber (6), Brown (8), Ryba (9), Dreisewerd (9) and H. Wagner

HR—Slaughter (1), Doerr (1)

T—2:31; A—35,645

Game 5

at BOSTON (Day)
Friday, October 11

St. Louis	0	1	0	0	0	0	0	0	2		R	H	E
Boston	1	1	0	0	0	1	3	0	x	6	11	3	

Pollet, BRAZLE (L), Beazley (8) and Garagiola

DOBSON (W) and Partee

HR—Culberson (1)

T—2:23; A—35,982

Game 6

at ST. LOUIS (Day)
Sunday, October 13

Boston	0	0	0	0	0	0	1	0	0		R	H	E
St. Louis	0	0	3	0	0	0	0	1	x	4	8	0	

HARRIS (L), Hughson (3), Johnson (8) and Partee

BRECHEN (W) and Rice

HR—None

T—1:56; A—35,768

Game 7

at ST. LOUIS (Day)
Tuesday, October 15

Boston	1	0	0	0	0	0	0	2	0		R	H	E
St. Louis	0	1	0	0	2	0	0	1	x	4	9	1	

Ferriss, Dobson (5), KLINGER (8-L), Johnson (8) and H. Wagner,

Partee (8)

Dickson, BRECHEN (8-W) and Garagiola, Rice (8)

HR—None

T—2:17; A—36,143

1946 World Series Statistics

Batter	AVG	G	AB	R	H	2B	3B	HR	RBI	GW	SH	SF	HB	BB	SO	SB	CS	E
Bagby Jr.	.000	1	1	0	0	0	0	0	0	0	0	0	0	0	0	0	0	0
Campbell	—	1	0	0	0	0	0	0	0	0	0	0	0	0	0	0	0	0
Culberson	.222	5	9	1	2	0	0	1	1	0	0	0	0	1	2	1	0	0
DiMaggio	.259	7	27	2	7	3	0	0	3	0	1	0	0	2	2	0	0	0
Dobson	.000	3	3	0	0	0	0	0	0	1	0	0	0	0	2	0	0	0
Doerr	.409	6	22	1	9	1	0	1	3	0	0	0	0	2	2	0	0	0
Ferriss	.000	2	6	0	0	0	0	0	0	0	0	0	0	0	1	0	0	0
Gutteridge	.400	3	5	1	2	0	0	0	1	1	0	0	0	0	0	0	0	0
Harris	.333	2	3	0	1	0	0	0	0	0	0	0	0	0	1	0	0	0
Higgins	.208	7	24	1	5	1	0	0	2	0	0	0	0	2	0	0	0	2
Hughson	.333	3	3	0	1	0	0	0	0	0	0	0	0	1	0	0	0	1
Johnson	.000	3	1	0	0	0	0	0	0	0	0	0	0	0	0	0	0	0
McBride	.167	5	12	0	2	0	0	0	1	0	0	0	0	0	1	0	0	1
Metkovich	.500	2	2	1	1	1	0	0	0	0	0	0	0	0	0	0	0	0
Moses	.417	4	12	1	5	0	0	0	0	0	0	0	0	1	2	0	0	0
Partee	.100	5	10	1	1	0	0	0	1	0	0	0	0	1	2	0	0	0
Pesky	.233	7	30	2	7	0	0	0	0	0	0	0	0	1	3	1	1	4
Russell	1.000	2	2	1	2	0	0	0	0	0	0	0	0	0	0	0	0	0
Wagner	.000	5	13	0	0	0	0	0	0	0	1	0	0	0	1	0	0	0
Williams	.200	7	25	2	5	0	0	0	1	0	0	0	0	5	5	0	0	0
York	.261	7	23	6	6	1	1	2	5	2	0	0	1	6	4	0	0	1
Red Sox	.240	7	233	20	56	7	1	4	18	3	3	0	1	22	28	2	1	10
Cardinals	.259	7	232	28	60	19	2	1	27	4	8	0	2	19	30	3	3	4

Red Sox in the Postseason

Red Sox in the Postseason, Continued

1946 World Series Statistics (Cont.)

Pitcher	W	L	ERA	G	GS	CG	SHO	SV	IP	H	R	ER	HR	HB	BB	SO	WP
Bagby Jr.	0	0	3.00	1	0	0	0	0	3.0	6	1	1	0	0	1	1	0
Brown	0	0	27.00	1	0	0	0	0	1.0	4	3	3	0	0	1	0	0
Dobson	1	0	0.00	3	1	1	0	0	12.2	4	3	0	0	1	3	10	0
Dreisewerd	0	0	0.00	1	0	0	0	0	0.1	0	0	0	0	0	0	0	0
Ferriss	1	0	2.03	2	2	1	1	0	13.1	13	3	3	0	0	2	4	0
Harris	0	2	3.72	2	2	0	0	0	9.2	11	6	4	0	0	4	5	0
Hughson	0	1	3.14	3	2	0	0	0	14.1	14	8	5	1	1	3	8	0
Johnson	1	0	2.70	3	0	0	0	0	3.1	1	1	1	0	0	2	1	0
Klinger	0	1	13.50	1	0	0	0	0	0.2	2	1	1	0	0	1	0	0
Ryba	0	0	13.50	1	0	0	0	0	0.2	2	1	1	0	0	1	0	0
Zuber	0	0	4.50	1	0	0	0	0	2.0	3	1	1	0	0	1	1	0
Red Sox	3	4	2.95	7	7	2	1	0	61.0	60	28	20	1	2	19	30	0
Cardinals	4	3	2.32	7	7	4	1	0	62.0	56	20	16	4	1	22	28	1

1918 World Series

(Red Sox 4, Cubs 2)

Game 1 at CHICAGO (Day) | Thursday, September 5

	R	H	E
Boston	0	0	0
Chicago	0	0	0

RUTH (W) and Agnew
VAUGHN (L) and Killefer
HR—None
T—1:50; A—19,274

Game 2 at CHICAGO (Day) | Friday, September 6

	R	H	E
Boston	0	0	0
Chicago	0	3	0

BUSH (L) and Agnew, Schang (8)
TYLER (W) and Killefer
HR—None
T—1:58; A—20,040

Game 3 at CHICAGO (Day) | Saturday, September 7

	R	H	E
Boston	0	0	0
Chicago	0	0	0

MAYS (W) and Schang
VAUGHN (L) and Killefer
HR—None
T—1:57 A—27,054

Game 4 at BOSTON (Day) | Monday, September 9

	R	H	E
Chicago	0	0	0
Boston	0	0	0

Tyler, DOUGLAS (8-L) and Killefer
RUTH (W), Bush (9-SV) and Agnew, Schang (8)
HR—None
T—1:50; A—22,183

Game 5 at BOSTON (Day) | Tuesday, September 10

	R	H	E
Chicago	0	0	0
Boston	0	0	0

VAUGHN (W) and Killefer
JONES (L) and Agnew, Schang (9)
HR—None
T—1:42; A—24,694

Game 6 at BOSTON (Day) | Wednesday, September 11

	R	H	E
Chicago	0	0	0
Boston	0	0	0

TYLER (L), Hendrix (8) and Killefer, O'Farrell (8)
MAYS (W) and Schang
HR—None
T—1:46; A—15,238

1918 World Series Statistics

Batter	AVG	G	AB	R	H	2B	3B	HR	RBI	GW	SH	SF	HB	BB	SO	SB	CS	E
Agnew	.000	4	9	0	0	0	0	0	0	0	0	0	0	0	0	0	0	0
Bush	.000	2	2	0	0	0	0	0	0	0	0	0	0	1	0	0	0	0
Dubuc	.000	1	1	0	0	0	0	0	0	0	0	0	0	1	0	0	0	0
Hooper	.200	6	20	0	4	0	0	0	0	0	2	0	0	2	2	0	2	0
Jones	.000	1	1	0	0	0	0	0	0	0	0	0	0	1	0	0	0	0
Mays	.200	2	5	1	1	0	0	0	0	0	0	0	0	1	0	0	0	0
McInnis	.250	6	20	2	5	0	0	0	1	1	1	0	0	1	1	0	0	0
Miller	.000	1	1	0	0	0	0	0	0	0	0	0	0	0	0	0	0	0
Ruth	.200	3	5	0	1	0	1	0	2	0	1	0	0	0	2	0	0	0
Schang	.444	5	9	1	4	0	0	0	1	1	0	0	0	2	3	1	1	0
Scott	.100	6	20	0	2	0	0	0	1	0	1	0	0	1	1	0	0	0
Shean	.211	6	19	2	4	1	0	0	0	0	1	0	0	4	3	1	0	0
Strunk	.174	6	23	1	4	1	1	0	0	0	1	0	0	0	5	0	1	0
Thomas	.118	6	17	0	2	0	0	0	0	0	1	0	0	1	2	0	0	0
Whiteman	.250	6	20	2	5	0	1	0	1	0	0	0	1	2	1	1	0	1
Red Sox	.186	6	172	9	32	2	3	0	6	2	8	0	1	16	21	3	4	1
Cubs	.210	6	176	10	37	5	1	0	10	2	4	0	2	18	14	3	5	5

Pitcher	W	L	ERA	G	GS	CG	SHO	SV	IP	H	R	ER	HR	HB	BB	SO	WP
Bush	0	1	3.00	2	1	1	0	1	9.0	7	3	3	0	0	3	0	0
Jones	0	1	3.00	1	1	1	0	0	9.0	7	3	3	0	0	5	5	0
Mays	2	0	1.00	2	2	2	0	0	18.0	10	2	2	0	1	3	5	0
Ruth	2	0	1.06	2	2	1	1	0	17.0	13	2	2	0	1	7	4	1
Red Sox	4	2	1.70	6	6	5	1	1	53.0	37	10	10	0	2	18	14	1
Cubs	2	4	1.04	6	6	4	1	0	52.0	32	9	6	0	1	16	21	0

Red Sox in the Postseason

Red Sox in the Postseason, Continued

1916 World Series

(Red Sox 4, Brooklyn Robins 1)

Game 1

at BOSTON, Braves Field (Day) | Saturday, October 7

	R	H	E
Brooklyn	0	0	0
Boston	0	0	1

MARQUARD (L), Pfeffer (8) and Meyers
SHORE (W), Mays (9) and Cady, Thomas (9)
HR—None
T—2:16; A—36,117

Game 2

at BOSTON, Braves Field (Day) | Monday, October 9

	R	H	E
Brooklyn	1	0	0
Boston	0	0	1

S.SMITH (L) and Meyers
RUTH (W) and Thomas
HR—Mays (1)
T—2:32; A—41,373

Game 3

at BROOKLYN (Day) | Tuesday, October 10

	R	H	E
Boston	0	0	0
Brooklyn	0	0	1

MAYS (L), Foster (6) and Thomas
COOMBS (W), Pfeffer (7) and Miller
HR—Gardner (1)
T—2:01; A—21,087

Game 4

at BROOKLYN (Day) | Wednesday, October 11

	R	H	E
Boston	0	3	0
Brooklyn	2	0	0

LEONARD (W) and Carrigan
MARQUARD (L), Cheney (5), Rucker (8) and Meyers
HR—Gardner (2)
T—2:30; A—21,662

Game 5

at BOSTON, Braves Field (Day) | Thursday, October 12

	R	H	E
Brooklyn	0	1	0
Boston	0	1	2

PFEFFER (L), Dell (8) and Meyers
SHORE (W) and Cady
HR—None
T—1:43; A—42,620

1916 World Series Statistics

Batter	AVG	G	AB	R	H	2B	3B	HR	RBI	GW	SH	SF	HB	BB	SO	SB	CS	E
Cady	.250	2	4	1	1	0	0	0	0	0	0	0	0	3	0	0	0	0
Carrigan	.667	1	3	0	2	0	0	0	1	0	1	0	0	0	1	0	1	0
Foster	.000	1	1	0	0	0	0	0	0	0	0	0	0	0	1	0	0	0
Gainer	1.000	1	1	0	1	0	0	0	1	1	0	0	0	0	0	0	0	0
Gardner	.176	5	17	2	3	0	0	2	6	1	1	1	0	0	2	0	0	2
Henriksen	—	1	0	1	0	0	0	0	0	0	0	0	0	1	0	0	0	0
Hoblitzell	.235	5	17	3	4	1	1	0	2	0	0	0	0	6	0	0	0	0
Hooper	.333	5	21	6	7	1	1	0	1	0	0	0	0	3	1	1	2	0
Janvrin	.217	5	23	2	5	3	0	0	1	0	1	0	0	6	0	1	2	0
Leonard	.000	1	3	0	0	0	0	0	0	0	0	0	0	1	3	0	0	0
Lewis	.353	5	17	3	6	2	1	0	1	0	4	0	0	2	1	0	0	0
Mays	.000	2	1	0	0	0	0	0	0	0	0	0	0	0	1	0	0	0
McNally	—	1	0	1	0	0	0	0	0	0	0	0	0	0	0	0	0	0
Ruth	.000	1	5	0	0	0	0	0	1	0	0	0	0	0	2	0	0	0
Scott	.125	5	16	1	2	0	1	0	1	0	1	1	0	1	1	0	0	2
Shore	.000	2	7	0	0	0	0	0	0	0	0	0	0	0	2	0	0	0
Shorten	.571	2	7	0	4	0	0	0	2	0	1	0	0	0	1	0	2	0
Thomas	.143	3	7	0	1	0	1	0	0	0	1	0	0	0	1	0	0	0
Walker	.273	3	11	1	3	0	1	0	1	1	0	0	0	1	2	0	1	0
Walsh	.000	1	3	0	0	0	0	0	0	0	0	0	0	0	0	0	0	0
Red Sox	.238	5	164	21	39	7	6	2	18	3	10	2	0	18	25	1	7	6
Robins	.200	5	170	13	34	2	5	1	11	1	6	0	2	14	19	1	3	13
Pitcher	W	L	ERA	G	GS	CG	SHO	SV	IP	H	R	ER	HR	HB	BB	SO	WP	
Foster	0	0	0.00	1	0	0	0	0	3.0	3	0	0	0	0	0	1	0	
Leonard	1	0	1.00	1	1	1	0	0	9.0	5	2	1	0	0	4	3	1	
Mays	0	1	5.06	2	1	0	0	1	5.1	8	4	3	0	1	3	2	0	
Ruth	1	0	0.64	1	1	1	0	0	14.0	6	1	1	1	1	0	3	4	
Shore	2	0	1.53	2	2	1	0	0	17.2	12	6	3	0	1	4	9	0	
Red Sox	4	1	1.47	5	5	3	0	1	49.0	34	13	8	1	2	14	19	1	
Robins	1	4	2.85	5	5	1	0	1	47.1	39	21	15	2	0	18	25	2	

Red Sox in the Postseason

Red Sox in the Postseason, Continued

1915 World Series

(Red Sox 4, Phillies 1)

Game 1

at PHILADELPHIA (Day) | Friday, October 8

	R	H	E
Boston	0	0	0
Philadelphia	0	0	0

SHORE (L) and Cady
ALEXANDER (W) and Burns
HR—None
T—1:58; A—19,343

Game 2

at PHILADELPHIA (Day) | Saturday, October 9

	R	H	E
Boston	1	0	0
Philadelphia	0	0	0

FOSTER (W) and Thomas, Cady (7)
MAYER (L) and Burns
HR—None
T—2:05; A—20,306

Game 3

at BOSTON, Braves Field (Day) | Monday, October 11

	R	H	E
Philadelphia	0	0	1
Boston	0	0	0

ALEXANDER (L) and Burns
LEONARD (W) and Carrigan
HR—None
T—1:48; A—42,300

Game 4

at BOSTON, Braves Field (Day) | Tuesday, October 12

	R	H	E
Philadelphia	0	0	0
Boston	0	0	1

CHALMERS (L) and Burns
SHORE (W) and Cady
HR—None
T—2:05; A—41,096

Game 5

at PHILADELPHIA (Day) | Wednesday, October 13

	R	H	E
Boston	0	1	1
Philadelphia	2	0	0

FOSTER (W) and Thomas, Cady (6)
Mayer, RIXEY (3-L) and Burns
HR—Hooper 2 (2), Lewis (1), Luderus (1)
T—2:15; A—20,306

1915 World Series Statistics

Batter	AVG	G	AB	R	H	2B	3B	HR	RBI	GW	SH	SF	HB	BB	SO	SB	CS	E
Barry	.176	5	17	1	3	0	0	0	1	0	0	0	0	1	2	0	0	1
Cady	.333	4	6	0	2	0	0	0	0	0	1	0	0	1	2	0	0	0
Carrigan	.000	1	2	0	0	0	0	0	0	0	0	0	0	1	1	0	0	0
Foster	.500	2	8	0	4	1	0	0	1	1	0	0	0	0	2	0	0	0
Gainer	.333	1	3	1	1	0	0	0	0	0	0	0	0	0	0	0	0	0
Gardner	.235	5	17	2	4	0	1	0	0	0	1	0	0	1	0	0	0	0
Henriksen	.000	2	2	0	0	0	0	0	0	0	0	0	0	0	0	0	0	0
Hoblitzell	.313	5	16	1	5	0	0	0	1	0	0	1	0	0	1	1	1	1
Hooper	.350	5	20	4	7	0	0	2	3	2	0	0	1	2	4	0	0	1
Janvrin	.000	1	1	0	0	0	0	0	0	0	0	0	0	0	0	0	0	0
Leonard	.000	1	3	0	0	0	0	0	0	0	0	0	0	0	2	0	0	0
Lewis	.444	5	18	1	8	1	0	1	5	1	1	0	0	1	4	0	1	0
Ruth	.000	1	1	0	0	0	0	0	0	0	0	0	0	0	0	0	0	0
Scott	.056	5	18	0	1	0	0	0	0	0	2	0	0	0	3	0	0	0
Shore	.200	2	5	0	1	0	0	0	0	0	1	0	0	0	3	0	0	1
Speaker	.294	5	17	2	5	0	1	0	0	0	0	0	0	4	1	0	3	0
Thomas	.200	2	5	0	1	0	0	0	0	0	0	0	0	0	0	0	0	0
Red Sox	.264	5	159	12	42	2	2	3	11	4	6	1	1	11	25	1	5	4
Phillies	.182	5	148	10	27	4	1	1	9	1	5	0	2	10	25	2	6	3
Pitcher	W	L	ERA	G	GS	CG	SHO	SV	IP	H	R	ER	HR	HB	BB	SO	WP	
Foster	2	0	2.00	2	2	2	0	0	18.0	12	5	4	1	2	2	13	0	
Leonard	1	0	1.00	1	1	1	0	0	9.0	3	1	1	0	0	0	6	0	
Shore	1	1	2.12	2	2	2	0	0	17.0	12	4	4	0	0	8	6	0	
Red Sox	4	1	1.84	5	5	5	0	0	44.0	27	10	9	1	2	10	25	0	
Phillies	1	4	2.27	5	5	4	0	0	43.2	42	12	11	3	1	11	25	0	

Red Sox in the Postseason

Red Sox in the Postseason, Continued

1912 World Series

(Red Sox 4, New York Giants 3)

Game 1

at NEW YORK (Day) | Tuesday, October 8

	R	H	E
Boston	0	0	0
New York	0	0	2

WOOD (W) and Cady

TESREAU (L), Crandall (8) and Meyers

HR—None

T—2:10; A—35,730

Game 2

at BOSTON, Fenway Park (Day) | Wednesday, October 9

	R	H	E
New York	0	1	0
Boston	3	0	0

Mathewson and Meyers, Wilson (10)

Collins, Hall (8), Bedient (9) and Carrigan

HR—None

T—2:38; A—30,148 (Game called at end of 11th inning due to darkness)

Game 3

at BOSTON, Fenway Park (Day) | Thursday, October 10

	R	H	E
New York	0	1	0
Boston	0	0	0

MARQUARD (W) and Meyers

O'BRIEN (L), Bedient (9) and Carrigan, Cady (9)

HR—None

T—2:16; A—34,624

Game 4

at NEW YORK (Day) | Friday, October 11

	R	H	E
Boston	0	1	0
New York	0	0	0

WOOD (W) and Cady

TESREAU (L), Ames (8) and Meyers

HR—None

T—2:06; A—36,502

Game 5

at BOSTON, Fenway Park (Day) | Saturday, October 12

	R	H	E
New York	0	0	0
Boston	0	0	2

MATHEWSON (L) and Meyers

BEDIENT (W) and Cady

HR—None

T—1:43; A—34,683

Game 6

at NEW YORK (Day) | Monday, October 14

	R	H	E
Boston	0	2	0
New York	5	0	0

O'BRIEN (L), Collins (2) and Cady

MARQUARD (W) and Meyers

HR—None

T—1:58; A—30,622

Game 7

at BOSTON, Fenway Park (Day) | Tuesday, October 15

	R	H	E
New York	6	1	0
Boston	0	1	0

TESREAU (W) and Meyers, Wilson (7)

WOOD (L), Hall (2) and Cady

HR—Doyle (1), Gardner (1)

T—2:21; A—32,694

Game 8

at BOSTON, Fenway Park (Day) | Wednesday, October 16

	R	H	E
New York	0	0	1
Boston	0	0	0

MATHEWSON (L) and Meyers

Bedient, WOOD (8-W) and Cady

HR—None

T—2:39; A—17,034

1912 World Series Statistics

Batter	AVG	G	AB	R	H	2B	3B	HR	RBI	GW	SH	SF	HB	BB	SO	SB	CS	E
Ball	.000	1	1	0	0	0	0	0	0	0	0	0	0	0	1	0	0	0
Bedient	.000	4	6	0	0	0	0	0	0	0	0	0	0	0	0	0	0	0
Cady	.136	7	22	1	3	0	0	0	1	0	1	0	0	0	3	0	0	1
Carrigan	.000	2	7	0	0	0	0	0	0	0	0	0	0	0	0	0	0	0
Collins	.000	2	5	0	0	0	0	0	0	0	0	0	0	0	2	0	0	0
Engle	.333	3	3	1	1	1	0	0	2	0	0	0	0	0	0	0	0	0
Gardner	.179	8	28	4	5	2	1	1	5	1	2	1	1	2	5	0	0	4
Hall	.750	2	4	0	3	1	0	0	0	0	0	0	0	1	0	0	0	1
Henriksen	1.000	2	1	0	1	1	0	0	1	0	0	0	0	0	0	0	0	0
Hooper	.290	8	31	3	9	2	1	0	2	0	1	1	0	4	4	2	1	0
Lewis	.188	8	32	4	6	3	0	0	1	0	0	0	0	2	2	0	0	1
O'Brien	.000	2	2	0	0	0	0	0	0	0	0	0	0	0	2	0	0	0
Speaker	.300	8	30	4	9	1	2	0	2	0	0	0	0	4	2	1	1	2
Stahl	.250	8	32	3	8	2	0	0	2	0	1	0	0	0	6	2	2	1
Wagner	.167	8	30	1	5	1	0	0	0	0	0	0	0	3	6	1	0	3
Wood	.286	4	7	1	2	0	0	0	1	0	0	0	0	1	0	0	0	0
Yerkes	.250	8	32	3	8	0	2	0	4	2	1	0	0	2	3	0	0	1
Red Sox	.220	8	273	25	60	14	6	1	21	3	6	2	1	19	36	6	4	14
Giants	.270	8	274	31	74	14	4	1	25	2	4	3	3	22	39	12	10	16

Pitcher

	W	L	ERA	G	GS	CG	SHO	SV	IP	H	R	ER	HR	HB	BB	SO	WP
Bedient	1	0	0.50	4	2	1	0	0	18.0	10	2	1	0	2	7	7	0
Collins	0	0	1.88	2	1	0	0	0	14.1	14	5	3	0	0	0	6	0
Hall	0	0	3.38	2	0	0	0	0	10.2	11	6	4	1	0	9	1	0
O'Brien	0	2	5.00	2	2	0	0	0	9.0	12	7	5	0	0	3	4	0
Wood	3	1	3.68	4	3	2	0	0	22.0	27	11	9	0	1	3	21	0
Red Sox	4	3	2.68	8	8	3	0	0	74.0	74	31	22	1	3	22	39	0
Giants	3	4	1.71	8	8	6	0	0	73.2	60	25	14	1	1	19	36	3

Red Sox in the Postseason, Continued

1903 World Series

(Boston Americans 5, Pirates 3)

Game 1 at BOSTON, Huntington Ave. Grounds (Day) Thursday, October 1

	R	H	E
Pittsburg	4	0	1
Boston	0	0	0

PHILLIPPE (W) and Phelps
YOUNG (L) and Criger
HR—Sebring (1)
T—1:55; A—16,242

Game 2 at BOSTON, Huntington Ave. Grounds (Day) Friday, October 2

	R	H	E
Pittsburg	0	0	0
Boston	2	0	0

LEEVEY (L), Veil (2) and Smith
Dinneen (W) and Criger
HR—Dougherty 2 (2)
T—1:47; A—9,415

Game 3 at BOSTON, Huntington Ave. Grounds (Day) Saturday, October 3

	R	H	E
Pittsburg	0	1	2
Boston	0	0	0

PHILLIPPE (W) and Phelps
HUGHES (L), Young (3) and Criger
HR—None
T—1:50; A—18,801

Game 4 at PITTSBURG (Day) | Tuesday, October 6

	R	H	E
Boston	0	0	0
Pittsburg	1	0	0

Dinneen (L) and Criger
PHILLIPPE (W) and Phelps
HR—None
T—1:30; A—7,600

Game 5 at PITTSBURG (Day) | Wednesday, October 7

	R	H	E
Boston	0	0	0
Pittsburg	0	0	0

YOUNG (W) and Criger
KENNEDY (L), Thompson (8) and Phelps
HR—None
T—2:00; A—12,322

Game 6 at PITTSBURG (Day) | Thursday, October 8

	R	H	E
Boston	0	0	3
Pittsburg	0	0	0

DINNEEN (W) and Criger
LEEVEY (L) and Phelps
HR—None
T—2:02; A—11,556

Game 7 at PITTSBURG (Day) | Saturday, October 10

	R	H	E
Boston	2	0	0
Pittsburg	0	0	0

PHILLIPPE (L) and Phelps
YOUNG (W) and Criger
HR—None
T—1:45; A—17,038

Game 8 at BOSTON, Huntington Ave. Grounds (Day) Tuesday, October 13

	R	H	E
Pittsburg	0	0	0
Boston	0	0	0

PHILLIPPE (L) and Phelps
Dinneen (W) and Criger
HR—None
T—1:35; A—7,455

1903 World Series Statistics

Batter	AVG	G	AB	R	H	2B	3B	HR	RBI	GW	SH	SF	HB	BB	SO	SB	CS	E
Collins	.250	8	36	5	9	1	2	0	1	1	0	0	0	1	1	3	0	1
Criger	.231	8	26	1	6	0	0	0	4	0	1	0	0	2	3	0	0	3
Dinneen	.182	4	11	1	2	0	0	0	0	0	1	0	0	2	2	0	0	0
Dougherty	.235	8	34	3	8	0	2	2	5	1	0	0	1	2	6	0	0	1
Farrell	.000	2	2	0	0	0	0	0	1	0	0	0	0	0	0	0	0	0
Ferris	.290	8	31	3	9	0	1	0	5	1	1	0	1	0	6	0	0	2
Freeman	.281	8	32	6	9	0	3	0	4	0	0	0	0	2	2	0	1	0
LaChance	.222	8	27	5	6	2	1	0	4	1	3	0	0	3	2	0	0	3
O'Brien	.000	2	2	0	0	0	0	0	0	0	0	0	0	0	1	0	0	0
Parent	.281	8	32	8	9	0	3	0	4	0	0	0	1	1	1	0	0	3
Stahl	.303	8	33	6	10	1	3	0	3	1	0	0	0	1	2	2	1	0
Young	.133	4	15	1	2	0	1	0	3	0	0	0	0	0	3	0	0	1
Red Sox	.249	8	281	39	70	4	16	2	34	5	6	0	3	14	29	5	2	14
Pirates	.237	8	270	24	64	7	9	1	22	3	3	0	1	14	45	9	4	19
Pitcher	W	L	ERA	G	GS	CG	SHO	SV	IP	H	R	ER	HR	HB	BB	SO	WP	
Dinneen	3	1	2.06	4	4	4	2	0	35.0	29	8	8	0	0	8	28	0	
Hughes	0	1	9.00	1	1	0	0	0	2.0	4	2	2	0	0	2	0	0	
Young	2	1	1.85	4	3	3	0	0	34.0	31	14	7	1	1	4	17	0	
Red Sox	5	3	2.15	8	8	7	2	0	71.0	64	24	17	1	1	14	45	0	
Pirates	3	5	3.34	8	8	6	0	0	70.0	70	39	26	2	3	14	29	1	

Red Sox in the Postseason

Red Sox in the Postseason, Continued

RED SOX CAREER POSTSEASON RECORDS

(Totals Include Division Series, AL Championship Series and World Series)

Individual Batting

Most Series Played.....	15, David Ortiz (2003, 2004, 2005, 2007, 2008, 2009, 2013)
Most Games.....	73, David Ortiz (2003, 2004, 2005, 2007, 2008, 2009, 2013)
Highest Batting Average (Min. 75 PA).....	.369 (24-for-65), Carl Yastrzemski (1967, 1975)
Highest On-Base Percentage (Min. 75 PA).....	.447, Carl Yastrzemski (1967, 1975)
Highest Slugging Percentage (Min. 75 PA).....	.639, John Valentin (1995, 1998, 1999)
Most Plate Appearances.....	328, David Ortiz (2003, 2004, 2005, 2007, 2008, 2009, 2013)
Most At-Bats.....	266, David Ortiz (2003, 2004, 2005, 2007, 2008, 2009, 2013)
Most Runs Scored.....	51, David Ortiz (2003, 2004, 2005, 2007, 2008, 2009, 2013)
Most Hits.....	79, David Ortiz (2003, 2004, 2005, 2007, 2008, 2009, 2013)
Most Extra-Base Hits.....	37, David Ortiz (2003, 2004, 2005, 2007, 2008, 2009, 2013)
Most Total Bases.....	152, David Ortiz (2003, 2004, 2005, 2007, 2008, 2009, 2013)
Most Singles.....	42, David Ortiz (2003, 2004, 2005, 2007, 2008, 2009, 2013)
Most Doubles.....	18, David Ortiz (2003, 2004, 2005, 2007, 2008, 2009, 2013)
Most Triples.....	3, Buck Freeman (1903); Freddy Parent (1903); Tris Speaker (1912, 1915); Chick Stahl (1903)
Most Home Runs.....	17, David Ortiz (2003, 2004, 2005, 2007, 2008, 2009, 2013)
Most Runs Batted In.....	56, David Ortiz (2003, 2004, 2005, 2007, 2008, 2009, 2013)
Most Walks.....	57, David Ortiz (2003, 2004, 2005, 2007, 2008, 2009, 2013)
Most Strikeouts.....	61, David Ortiz (2003, 2004, 2005, 2007, 2008, 2009, 2013)
Most Stolen Bases.....	11, Jacoby Ellsbury (2007, 2008, 2009, 2013)

Individual Pitching

Most Series Played.....	10, Tim Wakefield (1995, 1998, 1999, 2003, 2004, 2005, 2007, 2008)
Lowest ERA (Min. 15.0 IP).....	0.50, Hugh Bedient (1912)
Most Games.....	28, Mike Timlin (2003, 2004, 2005, 2007, 2008)
Most Games Started.....	11, Jon Lester (2007, 2008, 2009, 2013); Pedro Martinez (1998, 1999, 2003, 2004)
Most Saves.....	7, Jonathan Papelbon (2005, 2007, 2008, 2009); Koji Uehara (2013)
Most Wins.....	6, Jon Lester (2007, 2008, 2009, 2013); Pedro Martinez (1998, 1999, 2003, 2004); Curt Schilling (2004, 2007)
Most Losses.....	7, Tim Wakefield (1995, 1998, 1999, 2003, 2004, 2005, 2007, 2008)
Most Innings Pitched.....	79.1, Pedro Martinez (1998, 1999, 2003, 2004)
Most Runs Allowed.....	50, Tim Wakefield (1995, 1998, 1999, 2003, 2004, 2005, 2007, 2008)
Most Earned Runs Allowed.....	48, Tim Wakefield (1995, 1998, 1999, 2003, 2004, 2005, 2007, 2008)
Most Hits Allowed.....	63, Pedro Martinez (1998, 1999, 2003, 2004)
Most Walks.....	33, Tim Wakefield (1995, 1998, 1999, 2003, 2004, 2005, 2007, 2008)
Most Strikeouts.....	80, Pedro Martinez (1998, 1999, 2003, 2004)

A professional baseball catcher, Blake Swihart, is captured in a dynamic pose on the field. He is wearing a dark blue jersey with red accents, white pants, and a full set of red protective gear including a helmet with a face mask, chest protector, and shin guards. He is holding a baseball in his right hand, raised high, while his left hand is in a ready position in a tan catcher's mitt. The background shows a blurred crowd of spectators in blue stadium seats.

Catcher Blake Swihart earned team MVP honors with the Double-A Portland Sea Dogs in 2014.

Player Development

Photo by 365DigitalPhotography.com.

Player Development Staff

Raquel Ferreira, Vice President/Baseball Administration - See Page 41



Ben Crockett, Director, Player Development

Ben enters his 4th season as Director, Player Development after 2 seasons as the club's Assistant Director, Player Development from 2010-11. He joined the Red Sox organization as an intern in baseball operations in 2007 and served as Advance Scouting Coordinator from 2008-09.

Crockett was selected by the Red Sox in the 10th round of the June 2001 draft but did not sign. He was drafted the following year in the 3rd round by Colorado out of Harvard University and is a veteran of 5 professional seasons (2002-06) as a pitcher.



David Howard, Minor League Field Coordinator

David enters his 12th season in the Red Sox organization and his 6th as Minor League Field Coordinator following 2 seasons as Special Assistant to the General Manager from 2008-09. He worked as a major league scout in 2007 and as a professional scout from 2005-06 after joining the Red Sox in 2004 as a minor league coach. The former infielder played 9 seasons in the major leagues with the Royals and Cardinals from 1991-99. His father, Bruce, pitched for the White Sox, Orioles, and Senators during a 6-year big league career from 1963-68.

The Sarasota, FL native lives in Leawood, KS with his wife, Jill, and children, Bridget (16) and Drew (14).



Dr. Brian Busconi, Minor League Physician

Dr. Brian Busconi begins his 2nd season as Head Minor League Physician. An orthopedic surgeon affiliated with the UMass Memorial Medical Center, Busconi has been involved in the care of Red Sox minor league players since 1992.



Brian Abraham
Assistant Director,
Player Development



Ethan Faggett
Assistant Director,
Florida Baseball
Operations



Mike Stelmach
Minor League
Equipment Manager



Mickey Jiang
Minor League
Coach/Interpreter

Scouting Staff

Amiel Sawdaye, Vice President/Amateur & International Scouting - See Page 42



Mike Rikard, Director, Amateur Scouting

Mike enters his 1st season as Director, Amateur Scouting. A graduate of the University of North Carolina-Greensboro, Rikard has spent the last 10 years working in the Red Sox scouting department, most recently as national scouting coordinator from 2013-14. Prior to that post, he served as a regional crosschecker (2005-10) and national crosschecker (2010-12) for the club. Rikard began his scouting career as an area scout for the San Diego Padres from 2000-04. Prior to that, he worked as assistant baseball coach for Wake Forest University (1995-99) and also served as manager of the Cape Cod League Bourne Braves in the summer of 1999 and 2000.



Jared Porter, Director, Professional Scouting

Jared begins his 4th season as Director, Professional Scouting after 2 seasons as Assistant Director, Professional Scouting from 2010-11. He was the club's Coordinator, Professional Scouting from 2008-09 after serving as Assistant, Player Development from 2006-07. He joined the Red Sox as an intern in 2004 and spent 1 year working in Fort Myers, FL.

Growing up in Wayzata, MN and Duxbury, MA, Jared graduated from Thayer Academy (Braintree, MA) in 1999 before attending Bowdoin (ME) college where he was the captain of the hockey and baseball teams his senior year, graduating in 2003 with a major in History. During the summers of 2002 and 2003, he interned for the Brewster Whitecaps in the Cape Cod Baseball League. Jared resides in Chestnut Hill, MA.



Eddie Romero, Director, International Scouting

Eddie begins his 4th season as Director, International Scouting. Romero was named Assistant Director, Latin American Operations/International Scouting in 2011 after a year as Assistant Director, Latin American Operations. He previously served as Coordinator of Latin American Operations beginning in November 2006. He came to the Boston organization as an assistant in international and professional scouting in February 2006.

Prior to joining the Red Sox, Romero was a prosecutor for the State Attorney's Office for the fourth Judicial District of Florida in Jacksonville. Eddie received both his bachelor's degree in sports management and his juris doctor from the University of Florida.



Jared Banner
Assistant Director,
Player Personnel



Steve Sanders
Assistant Director,
Amateur Scouting



Gus Quattlebaum
Assistant Director,
Professional and
International Scouting



Justin Horowitz
Assistant, Amateur and
International Scouting



Harrison Slutsky
Assistant,
Advance Scouting

Special Assignment Scouts



Eddie Bane, Special Assistant to Player Personnel

Eddie begins his 3rd season with the Red Sox after spending 2011-12 in the Detroit Tigers organization as a major league scout. He previously served as Director of Scouting for the Los Angeles Angels of Anaheim from 2004-10 and has worked for the Tampa Bay Rays (1999-2003), the Los Angeles Dodgers (1983, 1988-98), and in the Cleveland Indians organization for 4 years, managing Short-A Batavia for 2 seasons (1984-85) while serving as a cross-checker and scout (1984-87).

He oversaw the Angels' 2009 June Draft, widely regarded as the best major league draft of the past quarter century, which included Patrick Corbin, Randal Grichuk, Garrett Richards, Tyler Skaggs, and Mike Trout. Additionally, several players signed under his direction have been selected to Major League Baseball All-Star teams including Corbin, Paul Konerko, Trout, Mark Trumbo, Jordan Walden, and Jered Weaver.

Selected by the Minnesota Twins in the 1st round of the 1973 June draft (11th overall), he enjoyed an 8-year pro career from 1973-79, including 44 ML games from 1973-79. Bane began his post-playing career as pitching coach for the Dodgers' Rookie-level Lethbridge club in 1983.



Dave Klipstein, Special Assignment Scout

Dave enters his 1st season as Special Assignment Scout after serving as a major league scout from 2012-14. A member of the Red Sox organization since 2006, he has 22 years of professional scouting experience in professional baseball, including stints with the Pittsburgh Pirates (1993-96) and Texas Rangers (1997-2006).

An outfielder with Mississippi State University, Dave was a 29th-round selection of the Milwaukee Brewers in the 1982 June Draft.



Steve Peck, Special Assignment Scout

Steve begins his 3rd season as Special Assignment Scout after being named to the position in December 2012. He joined the Red Sox organization as a professional scout in 2009 after 13 years as a member of the Seattle Mariners coaching and scouting staff, including serving as an advance scout from 2004-08. He also worked with the Mariners as a minor league pitching coach (1996-2001) and as an amateur scout (2002-03).

A former right-handed pitcher, Peck spent 7 seasons in the Athletics (1988-90), Angels (1991-93), and Brewers (1994) systems.



Mark Wasinger, Special Assistant, Player Personnel

Mark enters his 1st season as Special Assistant, Player Personnel after serving as a Special Assignment Scout for the Red Sox from 2011-14. He was the club's West Crosschecker in 2009 and spent 6 years overall as a regional crosschecker and 1 year as a professional scout with Boston. He came to the Red Sox in November of 2002 after 7 years as an area scout with San Diego.

Wasinger was Old Dominion University's 1st Division I All-American in baseball. A former major league infielder, he played parts of 3 seasons with the Padres (1986) and Giants (1987-88).

Amateur Scouts & Territories



Paul Fryer
Global
Crosschecker



John Booher
National
Crosschecker



Jon Adkins
S. Texas,
S. Louisiana



Quincy Boyd
Northeast
Crosschecker



Chris Calciano
Mid-Atlantic



Tim Collinsworth
N. Texas,
N. Louisiana



Ray Fagnant
Northeast, Canadian
Crosschecker



Todd Gold
N. Carolina,
S. Carolina



Stephen Hargett
Northern Florida



Blair Henry
Midwest



Tom Kotchman
Florida
Crosschecker



Josh Labandeira
N. California



Dan Madsen
West Crosschecker



Chris Mears
AR, KS, ND, NE,
OK, SD



Brian Moehler
Georgia



Edgar Perez
Puerto Rico



Fred Petersen
Southeast
Crosschecker



Chris Pritchett
Northwest and
Canada



John Pyle
Ohio Valley



Jim Robinson
Southwest
Crosschecker



Willie Romay
Southern Florida



Demond Smith
S. California



Danny Watkins
AL, MS, TN



Vaughn Williams
AZ, CO, NM, UT



Jim Woodward
S., C. California,
S. Nevada

Part-Time Amateur Scouts & Territories



Buzz Bowers
Northeast



Rob English
Georgia



Tim Martin
Tennessee



Jay Oliver
TX, AR



Keith Prager
S. California



Adam Stern
Canada



Terry Sullivan
Illinois

Not Pictured:
Dick Sorkin (Mid-Atlantic)

Professional Scouts



Jaymie Bane
Major League
Scout



Brian Bannister
Professional Scout
and Analyst



Bob Hamelin
Major League
Scout



Nate Field
Professional
Scout



Gary Hughes
Professional
Scout



John Lombardo
Professional
Scout



Matt Mahoney
Professional
Scout



Joe McDonald
Professional
Scout



Anthony Turco
Professional
Scout



Les Walrond
Professional
Scout

Player
Development

Professional Scouting Consultant:
David Scrivines

International Scouts & Territories



Todd Claus
Latin Am. Coordinator,
International
Crosschecker



Jon Deeble
Pacific Rim
Coordinator



Rolando Pino
International
Crosschecker



Jonathan Cruz
Dominican
Republic



Angel Escobar
Venezuela



Falevi Franco
Panama



**Cristobal
Garibaldo**
Panama



Ernesto Gomez
Venezuela



Toshi Kato
Japan



John Kim
South Korea



Louie Lin
Taiwan



Wilder Lobo
Venezuela



Carlos Lugo
Dominican Republic



Rafael Mendoza
Nicaragua



Ramon Mora
Venezuela



Manny Nanita
Dominican Republic
Supervisor



Dennis Neuman
Aruba/Curacao



Manny Padron
Venezuela



Francisco Polanco
Dominican Republic



Santiago Prada
Colombia



Alex Requena
Venezuela



Lenin Rodriguez
Venezuela



**Victor
Rodriguez, Jr.**
Dominican Republic
Supervisor/
Crosschecker



David Tapia
Mexico



Sotero Torres
Mexico

Not Pictured:

Steve Fish, Western Australia

Wayne Graczyk, Japan

Rene Saggiadi, Europe

Minor League Coordinators



Paul Buchheit, Head Minor League Medical Coordinator

Paul enters his 2nd season as Head Minor League Medical Coordinator after spending 2 seasons as Athletic Training Coordinator for the club. He previously spent 2 seasons as Portland's athletic trainer from 2010-11. He also served in the same capacity for the Salem Red Sox in 2009 and the Greenville Drive for 3 seasons from 2006-08. He previously served as an intern with the Lowell Spinners in 2005 and with the Sarasota Red Sox in 2004.


Buchheit graduated from Buena Vista (IA) University and received his Master's degree in Athletic Training from the University of Northern Iowa. He is athletic trainer certified and a certified strength and conditioning specialist. Paul and his wife, Allison, live in Fort Myers, FL with their two sons, Hayden and Noah.



Chad Epperson, Catching Coordinator

Chad begins his 6th season as Catching Coordinator after 8 years as a manager or coach in the Red Sox farm system. A manager from 2004-09, he led his club to the playoffs in 4 straight campaigns beginning in 2006, including High-A Salem in 2009. A back-to-back California League Manager of the Year with High-A Lancaster from 2007-08, he also skippered High-A Wilmington to the playoffs in 2006. He managed Single-A Greenville in 2005 and Single-A Augusta in 2004. The Kentucky native spent 2 seasons (2002-03) as High-A Sarasota's hitting coach after managing Cook County of the independent Frontier League in 2001.


Epperson played 9 years in the minor leagues in the Mets (1992-95), Red Sox (1997-99), and Orioles (2000) systems prior to his coaching career. He and his wife, Anne, reside in Andover, MA with their son, Andrew (16), and daughter, Alexandra (12).



Andy Fox, Infield Coordinator

Andy begins his 5th season as Infield Coordinator after serving as hitting coach for Seattle's Double-A affiliate in West Tennessee in 2010. He spent the previous 3 campaigns as 1st base and infield coach for the Florida Marlins (2007-09) and began his coaching career in 2006 as manager of Texas' Single-A Clinton club.

A 2-time World Series Champion, Fox played all 4 infield positions during a 9-year major league career with the Yankees (1996-97), Diamondbacks (1998-2000), Marlins (2000-03), Expos (2004), and Rangers (2004). He compiled a .239 AVG with 30 home runs and 168 RBI in 776 career big league games. A native of Fair Oaks, CA, he graduated from Christian Brothers High School in Sacramento, CA.



Glenn (Goose) Gregson, Latin American Pitching Coordinator

Goose begins his 14th season in the Red Sox organization, 35th as a pro pitching coach, instructor or coordinator, and 43rd overall in pro ball. This marks his 9th straight season, 10th overall, serving as Boston's Latin American Pitching Coordinator (also 2005) and his 11th straight season as a pitching coach for the Gulf Coast League Red Sox. In 2014, he helped lead the GCL squad to a 2.83 ERA. He served as the Red Sox pitching coordinator for 3 years (2002-04, 2006) and acted as Boston's major league pitching coach for 6 weeks in 2003 while Tony Cloninger recovered from bladder cancer. Gregson worked for the Phillies (1979-81, 1999-2001), Dodgers (1988-98), and Cubs (1982-84, 1987). He was the Dodgers' big league pitching coach in 1998.

The Appalachian State graduate went 22-18 with a 3.39 ERA over 7 minor league seasons for the White Sox (1972-73) and Phillies (1974-78) before an elbow injury ended his career. The right-hander threw a no-hitter in 1972 for the Mountaineers against the Virginia Military Institute. He has a Masters in sport science and administration. He and his wife, Jan, have 3 children--Rian (37), Tyler (34), and McGraw (32)--and 4 grandchildren, Griffin, Banks, Winslow, and Moyer.

Minor League Coordinators, Continued



Tim Hyers, Hitting Coordinator

Tim enters his 3rd season as Minor League Hitting Coordinator after previously serving as the club's area scout for Georgia from 2009-12. In 2014, he served as Boston's interim major league hitting coach for part of the season while Greg Colbrunn recovered from a subarachnoid hemorrhage. Tim was hitting coach at Single-A West Michigan in the Tigers minor league system in 2002.

Primarily a 1st baseman, Hyers played 133 career games over parts of 4 seasons in the major leagues with the Padres (1994-95), Tigers (1996), and Marlins (1999).



Mauricio Elizondo, Latin Medical Coordinator

Mauricio enters his 8th season in the Red Sox organization, his 2nd season as Latin American Medical Coordinator and his 3rd season as athletic trainer with the Gulf Coast League Red Sox. He previously served as athletic trainer for Greenville (2012) and Lowell (2010-11) after joining the system as an athletic training intern with the GCL Red Sox in Fort Myers from 2008-09.

He graduated from Oregon State University with a BS in exercise and sports science before receiving an MS in exercise science at the University of Idaho. The native of Ciudad Obregón, México is currently studying physical therapy at the University of St. Augustine and is a certified Strength and Conditioning Specialist by the National Strength and

Conditioning Association.



George Lombard, Outfield and Baserunning Coordinator

George enters his 3rd season as Minor League Outfield and Baserunning Coordinator after spending the previous 2 seasons at the helm for the Gulf Coast League Red Sox from 2011-12. He also served as hitting coach for the Lowell Spinners in 2010.

Selected by Atlanta in the 2nd round of the 1994 June Draft, the former outfielder played 16 seasons of professional ball, including parts of 6 major league seasons with the Braves (1998-2000), Tigers (2002), Devil Rays (2003), and Nationals (2006). Lombard spent 2 seasons in the Red Sox farm system, appearing at Double-A Portland (2004) and Triple-A Pawtucket (2004-05). In 2005, he tied for 3rd among Red Sox farmhands in both home runs (20) and stolen bases (23). He and his wife, Judy, have 2

children, George (9) and Jacob (7).



Mike Roose, Strength and Conditioning Coordinator

Mike enters his 4th season as Minor League Strength and Conditioning Coordinator after serving as a strength and conditioning coach with Triple-A Pawtucket in 2010 and 2011.

He started with the organization in 2009 as an intern with the Gulf Coast League Red Sox and graduated from Florida State University with a BS in Exercise Science that same year. Before attending Florida State, he operated in 4 combat tours throughout Iraq and Afghanistan with the United States Air Force.

In 2013, Mike completed his M.S. in Kinesiology from Georgia Southern University.



Jason Bartley, DPT, OCS Physical Therapist and Clinical Educator

Jason begins his 1st season with the Red Sox as Physical Therapist and Clinical Educator. A native of Vancouver, WA, Bartley spent 2014 as a contracted physical therapist for the United States Air Force Special Operations Command in the United Kingdom. After obtaining a degree in Exercise Science from the University of Puget Sound in 2004, Bartley earned his Doctor of Physical Therapy degree from Creighton University in 2007. He is a board certified orthopedic clinical specialist by the American Board of Physical Therapy Specialties, and is fellowship trained in orthopedic manual physical therapy.

Minor League Coordinators, Continued



Ralph Treuel, Pitching Coordinator

Ralph enters his 9th season as Boston's Minor League Pitching Coordinator after serving as the major league bullpen coach in 2006. The Ohio native has 40 years of professional baseball experience, previously coaching in the Red Sox system from 1996-2005, including a brief stint as major league pitching coach in September 2001 when Joe Kerrigan assumed managerial duties with the club. In 2004, Treuel managed the Gulf Coast League Red Sox to the league championship series.

Treuel pitched in the Detroit Tigers system for 9 seasons (1974-82) before joining the coaching ranks in 1983. He was Bristol's (Rookie-level) pitching coach from 1983-84, a roving pitching coach from 1985-90 and Triple-A Toledo's pitching coach from 1991-92.

Ralph spent 1993-94 as Detroit's minor league field coordinator and served as the Tigers' major league pitching coach under manager Sparky Anderson in 1995.

Treuel was the 1999 and 2003 recipient of the Red Sox Edward F. Kenney Player Development Award. He attended Lorain County Community College. He has a daughter, Erica (31), and a son, Derik (28). Ralph and his wife, Donna, reside in Wolfeboro, NH with their son, William Henry (16).

Jose Zapata, Latin American Field Coordinator - See Page 509

Player Development Consultants



Dick Berardino

Dick enters his 48th year in the Red Sox organization, his 12th season as a player development consultant. After 8 seasons as a minor league outfielder, Berardino began a managerial career that spanned 21 seasons, including 20 in the Red Sox system starting in 1971. He joined the Red Sox as a coach in 1989 and served as major league bullpen and 3rd base coach (1989-91), roving outfield/baserunning instructor (1992-96), manager at Single-A Lowell (1997-98), assistant field coordinator (1999-2001), and Spring Training coordinator (2002).

A 1955 graduate of Watertown (MA) High School and a 1959 graduate of Holy Cross, Dick received the Red Sox Edward M. Kenney Player Development Award in 1998. In 2008, he was given the Judge Emil Fuchs Memorial Award by the Boston Baseball Writers for long and meritorious service to baseball.



Tony Cloninger

Tony is a player development consultant for an 11th year after serving as senior pitching advisor in 2004 and pitching coach in 2002-03. Tony was diagnosed with bladder cancer in March 2003 and took a medical leave of absence that June. Tony is in his 39th year of professional baseball. He was a scout for the San Francisco Giants in 2001 after 15 years with the New York Yankees.

Tony enjoyed a 15-year pro pitching career, including 12 major league seasons with the Milwaukee and Atlanta Braves (1961-68), Cincinnati Reds (1968-71), and St. Louis Cardinals (1972). He has a career 113-97 record and a 4.07 ERA over 352 games.




Dwight Evans

A 3-time All-Star, 8-time Gold Glove Award-winning right fielder and a Red Sox Hall of Famer, Dwight will serve as a Red Sox player development consultant for a 12th straight year. Dwight was Boston's major league hitting coach in 2002 after rejoining the organization as a player development consultant in 2001, specializing in minor league outfield and hitting instruction.

Evans played 19 years and 2,505 games in a Sox uniform, 2nd in club history. He was a member of 4 AL East Championship squads (1975, 1986, 1988, 1990) and 2 AL Championship teams (1975, 1986). From 1981-90, he hit 251 homers, most in the AL, and had 605 extra-base hits in the 1980s, most in the majors. He retired in 1991, served as a roving minor league instructor with the White Sox in 1993 and as the major league hitting coach with the Rockies in 1994.

Player Development Consultants, Continued



Tommy Harper

Tommy enters his 13th season as a player development consultant with the Red Sox after 3 years as the club's major league 1st base, outfield, and baserunning coach. A member of the 2010 Red Sox Hall of Fame class, Harper spent 3 seasons in a Red Sox uniform (1972-74) and held the club single-season record for stolen bases in a season (54 in 1973) until 2009. He enjoyed a 15-year big league career with 8 teams, hitting .257 with 146 homers, 567 RBI, and 408 stolen bases. In 1970 with Milwaukee, Harper became the 1st infielder (5th overall) to eclipse both 30 home runs and 30 stolen bases in the same season (31 homers and 38 steals).

Following his playing career, Tommy worked in the Yankees system before returning to Boston in the public relations department in 1979 and as the major league first base coach and baserunning instructor from 1980-84. Before rejoining the Red Sox in 2000, he coached 10 years with the Expos, his final 7 as the hitting, baserunning, and outfield coach.



Frank Malzone

A member of the inaugural Red Sox Hall of Fame class in 1995, Frank returned as a player development consultant in 2008. He spent 11 seasons with the Red Sox and was an 8-time All-Star and 3-time Gold Glove Award winner at 3rd base. Malzone ranks among the all-time Red Sox leaders in several categories, and he hit .276 with 131 home runs and 716 RBI in 1,359 Red Sox games.

In 1957, his 1st full season with the Red Sox, Malzone recorded 103 RBI and tied an AL record with 10 assists in 1 game. He became the 1st player in history to lead all AL 3rd basemen in games, putouts, assists, double plays, and fielding percentage. Prior to his consultant role, Malzone served as a Red Sox scout.



Carl Yastrzemski

Carl succeeded Ted Williams in left field as a rookie in 1961 and today still follows in his footsteps instructing young Red Sox hitters. A 3-time batting champion and 18-time All-Star, the Hall of Fame outfielder won the Triple Crown in 1967 when he led the AL in batting (.326), home runs (44) and RBI (121). He was the 1st AL player to collect 400 home runs and 3,000 hits in a career.

In 23 years with the Red Sox, Yaz won the MVP Award in 1967 and 7 Gold Gloves. He retired ranked 1st on baseball's all-time list for career games (3,308), ranked 3rd in at-bats (11,988) and walks (1,845), and was 6th in total bases (5,539), 7th in hits (3,419) and doubles (646), and 9th in RBI (1,844). In September 2013, the Red Sox erected a statue in his likeness outside Fenway Park, the third statue created by the club.

Special Assignment Instructors



Jim Rice

Jim returns as a special organizational instructor in 2015, his 43rd season with the Red Sox. He spent 6 years as Boston's big league hitting coach from 1995-97 after 3 seasons as a roving minor league hitting instructor. He also appears as an analyst on NESN's broadcast team. Rice was elected to the National Baseball Hall of Fame in 2009 and was part of the Red Sox Hall of Fame's inaugural 1995 class.

The 8-time All-Star hit .298 with 382 homers, 2,452 hits, 373 doubles, and 79 triples in 2,089 games from 1974-89. He is the only player to have 3 straight 35-homer, 200-hit years (1977-79). The club's No. 1 draft pick in 1971, Rice helped Boston to the 1975 AL pennant as a rookie. In 1978, he was the American League MVP, leading the majors with 46 homers, 139 RBI, 15 triples, 406 total bases, 213 hits, and a .600 slugging pct. He helped Boston to the AL pennant and finished 3rd in MVP voting in 1986.

Rice is the only AL player since 1937 with 400 total bases and the only player ever to lead either league outright in homers, triples and RBI. He led the AL in total bases 3 straight years (1977-79), tying for the AL record. Jim and his wife, Corine, are the parents of Chauncy Brandon and Carissa Jacinda.



Luis Tiant

Luis is a special assignment instructor once again in 2015. He rejoined the Red Sox organization in 2002 as pitching coach for Short-A Lowell. A clutch performer in 8 seasons in Boston from 1971-78, "El Tiante" compiled a 122-81 record and a 3.36 ERA for the club and was inducted into the Red Sox Hall of Fame in 1997. During Boston's 1975 pennant run, he beat Oakland with a 3-hitter in the 1st game of the ALCS, shut out Cincinnati in the 1st game of the World Series, and defeated the Reds again in Game 4 with a 163-pitch complete game. His final Red Sox outing, a 2-hitter on October 1, 1978, set up a 1-game playoff vs. the Yankees.

Tiant went 229-172 with a 3.30 ERA and 2,416 strikeouts in 19 major league seasons with the Indians (1964-69), Twins (1970), Red Sox, Yankees (1979-80), Pirates (1981), and Angels (1982). The 3-time All-Star had 4 20+ win seasons, 3 200+ strikeout years, led the AL in ERA twice and in shutouts 3 times. He served as pitching coach in the Dodgers (1992-95) and White Sox (1997) systems and was Nicaragua's pitching coach in the 1996 Olympics in Atlanta. He spent 1998-2001 as head coach for Division III Savannah (GA) College of Art and Design. Luis and his wife, Maria, have 3 children: Luis Jr., Isabel, and Daniel.

2014 June Draft

RD	NAME	POS.	SCHOOL	HOMETOWN
1	Michael Chavis	SS	Sprayberry High School	Marietta, GA
1	Michael Kopech	RHP	Mt. Pleasant High School	Mt. Pleasant, TX
2	Sam Travis	1B	Indiana University	Orland Park, IL
3	Jake Cosart	RHP	Seminole State College of Florida	Friendswood, TX
4	Kevin McAvoy	RHP	Bryant University	Syracuse, NY
5	Josh Ockimey	1B	Ss. Neumann Goretti High School	Philadelphia, PA
6	Danny Mars	CF	Chipola College	Sarasota, FL
7	Reed Reilly	RHP	Cal Poly San Luis Obispo	Dana Point, CA
8	Ben Moore	C	University of Alabama	Cullman, AL
9	Kevin Steen	RHP	Oak Ridge High School	Oak Ridge, TN
10	Cole Sturgeon	OF	University of Louisville	Owensboro, KY
11	Karsten Whitson	RHP	University of Florida	ChIPLEY, FL
12	Jalen Beeks	LHP	University of Arkansas	Prairie Grove, AR
13	Chandler Shepherd	RHP	University of Kentucky	Louisa, KY
14	Jordan Procyshen	C	Northern Kentucky University	Okotoks, Alberta, CAN
15	Trenton Kemp	CF	Buchanan High School	Clovis, CA
16	Michael Gunn	LHP	University of Arkansas	Wilson, AR
17	Jeremy Rivera-Valera	SS	El Paso Community College	Florida, PR
18	Jordan Betts	3B	Duke University	Wilmington, NC
19	Tyler Hill	CF	Delaware Military Academy	Wilmington, DE
20	Devon Fisher	C	Western Branch High School	Portsmouth, VA
21	Ian Rice	C	Chipola College	Huntsville, AL
22	J.J. Matijevic	SS	Norwin High School	North Huntingdon, PA
23	Derek Miller	CF	University of Texas-Arlington	Round Rock, TX
24	Francisco Tellez	1B	University of California-Riverside	La Mesa, CA
25	Gabe Klobosits	RHP	Galveston College	Katy, TX
26	Ryan Harris	RHP	University of Florida	Jupiter, FL
27	Taylor Nunez	RHP	Southern Mississippi University	Slidell, LA
28	David Peterson	LHP	Regis Jesuit High School	Aurora, CO
29	Josh Pennington	RHP	Lower Cape May Regional HS	Cape May, NJ
30	Jeren Kendall	CF	Holmen High School	Holmen, WI
31	Alex McKeon	C	Texas A&M International University	East Fishkill, NY
32	Case Rolan	RHP	Sherman High School	Sherman, TX
33	Luis Alvarado	RF	Puerto Rico Baseball Academy	Salinas, PR
34	Kuehl McEachern	RHP	Flagler College	Eustis, FL
35	Ross Puskarich	3B	Liberty High School	Bakersfield, CA
36	Bradley Wilpon	RHP	The Brunswick School	Greenwich, CT
37	Hector Lorenzana	SS	University of Oklahoma	San Diego, CA
38	Brandon Show	RHP	University of San Diego	Las Vegas, NV
39	Mike Gretler	SS	Bonney Lake High School	Bonney Lake, WA
40	Joseph Winterburn	C	University of La Verne	Glendora, CA

Players in **bold** signed with the Red Sox

2014 Minor League Leaders

2014 Final Organizational Results

TEAM	LEAGUE	W	L	PCT.	MANAGER
Pawtucket (AAA)	International	79	65	.549	Kevin Boles
Portland (AA)	Eastern	88	54	.620	Billy McMillon
Salem (High-A)	Carolina	68	68	.500	Carlos Febles
Greenville (A)	South Atlantic	60	79	.432	Darren Fenster
Lowell (Short-A)	New York-Penn	37	38	.493	Joe Oliver
Gulf Coast (Rookie)	Gulf Coast	36	24	.600	Tom Kotchman

Red Sox Minor League Batting Leaders

BATTER	TEAM	AVG	G	AB	R	H	HR	RBI
Betts, Mookie	POR/PAW	.346	99	399	87	138	11	65
Dubon, Mauricio	LOW	.320	66	256	40	82	3	34
Witte, Jantzen	GRE/SAL	.312	130	490	71	153	12	93
Devers, Rafael	DSL/GCL	.312	42	157	21	49	4	36
Asuaje, Carlos	GRE/SAL	.310	129	480	86	149	15	101
Graganani, Reed	SAL	.300	99	360	64	108	1	53
Coyle, Sean	POR	.295	97	336	60	99	16	61
Swihart, Blake	POR/PAW	.293	110	416	53	122	13	64
Margot, Manuel	GRE/SAL	.293	115	420	65	123	12	59
Gibson, Derrick	POR/PAW	.290	106	369	58	107	4	35

Home Runs

Shaw, Travis	POR/PAW	21	Margot, Manuel	GRE/SAL	42
Brown, Corey	PAW	17	Johnson, Matty	SAL	40
Coyle, Sean	POR	16	Betts, Mookie	POR/PAW	33
Asuaje, Carlos	GRE/SAL	15	Tavarez, Aneury	SAL	18
Swihart, Blake	POR/PAW	13	* 3 others tied at 16		

Stolen Bases

RBI

Asuaje, Carlos	GRE/SAL	101
Witte, Jantzen	GRE/SAL	93
Shaw, Travis	POR/PAW	78
Betts, Mookie	POR/PAW	65
Swihart, Blake	POR/PAW	64

Team Batting

TEAM	BATTING	AVG	AB	R	H	HR	BB	SO	SB	CS
Portland		.268	4611	658	1234	105	461	1010	108	57
Lowell		.267	2556	337	682	32	177	603	88	44
Greenville		.261	4640	660	1213	80	531	1049	132	54
Salem		.261	4538	648	1186	72	478	1012	122	56
Pawtucket		.256	4835	639	1240	110	496	1154	66	27
GCL Red Sox		.250	1919	306	479	16	223	437	61	29

Red Sox Minor League Pitching Leaders

PITCHER	TEAM	W-L	ERA	IP	H	BB	SO
Johnson, Brian	SAL/POR	13-3	2.13	143.2	101	39	132
Haley, Justin	SAL/POR	10-6	2.35	130.1	107	39	107
Ranaudo, Anthony	PAW	14-4	2.61	138.0	112	54	111
Owens, Henry	POR/PAW	17-5	2.94	159.0	121	59	170
Webster, Allen	PAW	4-4	3.10	122.0	107	44	100
Jimenez, Dedgar	GCL	5-2	3.28	49.1	54	8	37
Diaz, Luis	SAL/POR	9-7	3.54	145.0	142	44	111
Drehoff, Jake	LOW	3-4	3.54	68.2	75	23	48
Stankiewicz, Teddy	GRE	11-8	3.72	140.1	141	29	102
Barnes, Matt	PAW	8-9	3.95	127.2	119	46	103

Wins

Owens, Henry	POR/PAW	17	Owens, Henry	POR/PAW	170
Ranaudo, Anthony	PAW	14	Johnson, Brian	SAL/POR	132
Johnson, Brian	SAL/POR	13	Kukuk, Cody	GRESAL	116
Stankiewicz, Teddy	GRE	11	Diaz, Luis	SAL/POR	111
*2 others tied at 10			Ranaudo, Anthony	PAW	111

Strikeouts

Saves

Ramirez, Noe	PAW	18
Pinales, Carlos	LOW	15
Layne, Tommy	PAW	11
Martin, Kyle	SAL	10
Celestino, Miguel	POR/PAW	9

Team Pitching

Team	W-L	ERA	H	CG	SHO	SV	HR	BB	SO
GCL Red Sox	36-24	2.83	444	0	5	17	8	150	394
Portland	88-54	3.41	1176	9	14	38	80	362	992
Pawtucket	79-65	3.60	1135	4	11	40	92	518	1095
Salem	68-68	4.09	1176	3	11	32	79	434	1013
Lowell	37-38	4.20	662	0	5	19	36	244	523
Greenville	60-79	4.63	1227	1	6	31	93	527	999

2014 Minor League Award Winners

Red Sox Minor League Award Winners

Pitcher of the Year.....	LHP Brian Johnson, Salem/Portland
Offensive Player of the Year.....	OF/INF Mookie Betts, Portland/Pawtucket
Defensive Player of the Year.....	SS Deven Marrero, Portland/Pawtucket
Base Runner of the Year.....	OF Manny Margot, Greenville/Salem
Latin Program Pitcher of the Year.....	LHP Dedgar Jimenez, DSL Red Sox
Latin Program Player of the Year.....	RHP Daniel Gonzalez, DSL Red Sox
Lou Gorman Award.....	C Daniel Butler, Pawtucket

Red Sox Minor League Monthly Award Winners

	APRIL	MAY	JUNE
Hitter	INF/OF Mookie Betts, POR	1B Travis Shaw, POR	C Carson Blair, SAL
Starting Pitcher	LHP Cody Kukul, SAL	LHP Henry Owens, POR	LHP Brian Johnson, POR
Relief Pitcher	LHP Robby Scott, POR	RHP Jonathan Aro, GRE	RHP Kyle Martin, SAL
Defensive Player	INF/OF Mookie Betts, POR	C Christian Vazquez, PAW	SS Deven Marrero, POR
Base Runner	INF/OF Garin Cecchini, PAW	INF Carlos Asuaje, GRE	SS Mike Miller, SAL
Base Stealer	OF Manuel Margot, GRE	INF/OF Mookie Betts, POR	OF Luis Alexander Basabe, GCL
	JULY	AUGUST/SEPTEMBER	
Hitter	3B Rafael Devers, GCL	INF Carlos Asuaje, SAL	
Starting Pitcher	RHP Anthony Ranaudo, PAW	LHP Eduardo Rodriguez, POR	
Relief Pitcher	RHP Jacob Dahlstrand, GRE	RHP Kuehl McEachern, LOW	
Defensive Player	SS Javier Guerra, GCL	CF Cole Sturgeon, GRE	
Base Runner	CF Danny Mars, LOW	LF Derek Miller, GCL	
Base Stealer	CF Matty Johnson, SAL	3B Victor Acosta, GCL	

Minor League Mid-Season All-Stars

PAWTUCKET	PORTLAND	SALEM	GREENVILLE	LOWELL	DSL RED SOX
(International Lg.)	(Eastern Lg.)	(Carolina Lg.)	(South Atlantic Lg.)	(New York-Penn Lg.)	(Dominican Summer Lg.)
LHP Tommy Layne	2B Sean Coyle	INF Reed Gragnani	RHP Jonathan Aro	3B Jordan Betts	RHP Daniel Gonzalez
RHP A. Ranaudo	INF/OF D. Gibson	RHP Justin Haley	INF Carlos Asuaje	SS Mauricio Dubon	
C Christian Vazquez	LHP Brian Johnson	CF Kevin Heller	RHP Joe Gunkle	OF Danny Mars	
	LHP Henry Owens	SS Jonathan Roof	C Jake Romanski	RHP Carlos Pinales	
	RHP Noe Ramirez		INF Jantzen Witte		
	LHP Robby Scott				
	C Blake Swihart				

Minor League Year-End All-Stars

PAWTUCKET	PORTLAND	SALEM	GREENVILLE
(International League)	(Eastern League)	(Carolina League)	(South Atlantic League)
RHP Anthony Ranaudo	LHP Henry Owens	INF Reed Gragnani	INF Carlos Asuaje

Minor League Pitchers and Players Of The Week

PAWTUCKET	PORTLAND	SALEM
(International League)	(Eastern League)	(Carolina League)
INF Carlos Rivero, 6/23-29	INF/OF Mookie Betts, 4/3-13	LHP Brian Johnson, 4/14-20
RHP Steven Wright, 7/7-13	LHP Henry Owens, 4/3-13	LHP Brian Johnson, 4/21-27
	RHP Mike McCarthy, 4/28-5/4	RHP Justin Haley, 6/2-8
	LHP Brian Johnson, 6/9-15	LHP Cody Kukul, 7/21-27
	SS Deven Marrero, 6/16-22	3B Carlos Asuaje, 8/11-17
	2B Sean Coyle, 6/23-29	
	OF Keury De La Cruz, 8/11-17	
	RHP Justin Healy, 8/25-9/2	
GREENVILLE	LOWELL	
(South Atlantic League)	(New York-Penn League)	
OF Bo Greenwell, 4/14-20	SS Mauricio Dubon, 7/21-27	
INF Jantzen Witte, 5/5-11	RHP Aaron Wilkerson, 8/25-9/2	
RHP Teddy Stankiewicz, 6/9-15		

All-Star Futures Game

Red Sox prospects **INF/OF Mookie Betts**, **2B Sean Coyle** and **LHP Henry Owens** (U.S. Team) and **C Christian Vazquez** (World Team) were selected to the SiriusXM All-Star Futures Game on 7/13 at Target Field in Minneapolis, MN. Owens started for the U.S. team and tossed 1.0 scoreless inning. Coyle (0-for-2) was selected as a replacement for Betts who was unable to play after his call-up to Boston. Vazquez, who replaced Gwinnett Braves C Christian Bethancourt, was also unable to play due to his call-up.

Futures at Fenway

Fenway Park hosted the 9th annual "Futures at Fenway presented by Xfinity" on 7/13. The Red Sox Short-A Lowell affiliate was defeated by the Mahoning Valley Scrappers (CLE), 6-1. **SS Mauricio Dubon** (2-for-4) drove in the Spinners only run on an RBI single in the 4th inning. **RHP Chandler Shepherd** took the loss, allowing 4 runs in 1.2 innings of relief. Red Sox affiliates are now 8-7 in "Futures at Fenway" contests.



PAWTUCKET RED SOX

International League - Triple-A
McCoy Stadium, Ben Mondor Way, Pawtucket, RI 02860

President.....	James J. Skeffington
Chief Executive Officer.....	Mike Tamburro
Vice President and General Manager.....	Lou Schwechheimer
Vice President of Public Relations.....	Bill Wanless
Manager.....	Kevin Boles
Pitching Coach.....	Bob Kipper
Coach.....	Bruce Crabbe
Hitting Coach.....	Rich Gedman
Athletic Trainer.....	Jon Jochim
Stadium (First Season/Capacity).....	McCoy Stadium (1942 / 10,031)
Media Relations Telephone/Fax.....	(401) 724-7305 / (401) 724-2140



Kevin Boles, Manager

OPENING DAY AGE: 40

BORN: January 16, 1975 in Chicago, IL

RESIDES: Northport, WA

MINOR LEAGUE MANAGERIAL RECORD: 876-851 (.507)

Entering his 2nd season as Pawtucket's manager, Kevin led the PawSox to the International League Championship in 2014. He previously spent 3 seasons as manager of the Sea Dogs from 2011-13. In the 2013 offseason, he served as bench coach for the Bravos de Margarita of the Venezuelan Winter League and previously skippered the Sydney Blue Sox of the Australian Baseball League to a postseason berth in the 2011 offseason. He also represented the World Team as a coach for the ABL's All-Star Game in 2011 and served as manager for the North Shore Honu of the Hawaiian Winter League in 2008.

Kevin led Single-A Salem to a 73-65 record in 2010, 2nd place in the Carolina League's Southern Division, and spent 2008-09 at the helm of Greenville leading the Drive to a 1st-half division title in 2009. That year he was selected to manage the South Atlantic League's Southern Division All-Star Team.

Kevin spent 2006 and 2007 as manager of the Fort Myers Miracle, a Single-A affiliate of the Minnesota Twins. He also served as a manager in the Twins system with Single-A Beloit in 2005 and Single-A Quad City in 2004.

Prior to joining the Twins, he skippered Kansas City's Rookie-Advanced level Arizona Royals in 2003 and served as a coach with the Gulf Coast League Royals in 2002. He managed Florida's Short-A Utica Blue Sox in 2001 after making his professional managerial debut with the GCL Marlins in 2000, a team he led to a division title.

Kevin was selected by the Cubs in the 42nd round of the 1998 June Draft out of the University of South Florida where he received a Bachelor's Degree in Communications. His father, John Boles, managed the Marlins from 1996 and from 1999-2001.

Career Managerial Record

YEAR	CLUB	LEAGUE	W	L	PCT.	DIV.	PLAYOFFS
2000	Marlins	Gulf Coast (R)	40	20	.667	(1st)	lost to GCL Yankees in 1-game playoff
2001	Utica	New York-Penn (A)	27	47	.365	(5th)	
2003	Royals	Arizona (R)	32	22	.593	(3rd)	
2004	Quad City	Midwest (A)	68	68	.500	(6th/4th)	
2005	Beloit	Midwest (A)	69	71	.493	(6th/T-2nd)	lost to Wisconsin, 2-1 in quarter-finals
2006	Ft. Myers	Florida State (A)	80	60	.571	(T-1st/1st)	lost to Dunedin, 2-1 in semi-final
2007	Ft. Myers	Florida State (A)	70	70	.500	(5th/4th)	
2008	Greenville	South Atlantic (A)	70	69	.504	(4th/7th)	
2009	Greenville	South Atlantic (A)	73	65	.529	(1st/4th)	def. Asheville, 2-0 in semi-finals; lost to Lakewood, 3-1 in finals
2010	Salem	Carolina (A)	73	65	.529	(2nd/4th)	
2011	Portland	Eastern (AA)	59	83	.415	(6th)	
2012	Portland	Eastern (AA)	68	73	.482	(5th)	
2013	Portland	Eastern (AA)	68	73	.482	(4th)	
2014	Pawtucket	International (AAA)	79	65	.549	(2nd)	def. Syracuse 3-0 in semi-finals; def. Durham 3-2 in finals
Career Totals (14 years)			876	851	.507		

TOPPS ORGANIZATION OF THE YEAR

Following the 2014 season, the Red Sox were chosen for the first time as TOPPS' Organization of the Year. Presented annually since 1966, the award highlights the major league team that has shown outstanding performance, depth and talent throughout their major and minor league teams. It is based on the number of players in the organization that received Topps awards during the season, with points awarded in four different minor league categories including: All-Star players, Players of the Month, Trautman Award recipients, awarded to each league's Minor League Player of the Year, and The J.G. Taylor Spink Award recipient, awarded to the overall Minor League Player of the Year. Points are also awarded for those players selected for Topps Major League Rookie All-Star team.



Bob Kipper, Pitching Coach

OPENING DAY AGE: 50

BORN: July 8, 1964 in Aurora, IL

RESIDES: Greer, SC

Bob begins his 1st year as Pawtucket's pitching coach. He previously served as Portland's pitching coach from 2010-14 as well as from 2003-04 and he served as the Greenville Drive's pitching coach from 2005-06 and from 2008-09. In 2009, he joined the Drive's coaching staff on the South Atlantic League All-Star Game roster and was named to the league's year-end All-Star team after guiding his hurlers to a 3.80 ERA. He served as pitching coach in Lancaster in 2007 helping the JetHawks

to the California League's best record.

Previously, Kipper served as Boston's bullpen coach in 2002. He was also a pitching coach in the Red Sox farm system with Augusta from 2000-01 and with Lowell in 1999. He spent 3 years from 1996-98 as the pitching coach for Winnipeg of the independent Northern League after beginning his coaching career with the Evansville Otters of the independent Frontier League in 1995.

The 8th overall pick in the 1982 June Draft by California, he was 27-37 with 11 saves and a 4.34 ERA in 271 games (45 starts) over 8 big league seasons for the Angels (1985), Pirates (1985-91), and Twins (1992).

Bob and his wife, Kristin, have 2 daughters, Kaylyn (21) and Kendal (17).



Rich Gedman, Hitting Coach

OPENING DAY AGE: 55

BORN: September 26, 1959 in Worcester, MA

RESIDES: Framingham, MA

Rich enters his 1st season as hitting coach for Pawtucket after serving in the same capacity with the Sea Dogs (2013-14), the Salem Red Sox (2012), and the Lowell Spinners (2011). He served as manager of the independent Can-Am League's Worcester Tornadoes for 6 seasons from 2005-10, and prior to that acted as bench coach for the Can-Am League's North Shore Spirit.

A former catcher, Rich signed with Boston as a non-drafted free agent in 1977 and played 13 major league seasons with the Red Sox (1980-90), Astros (1990), and Cardinals (1991-92). A career .252 hitter with 88 home runs and 382 RBI, he earned a pair of All-Star selections in 1985 and 1986. He served as catcher during Boston's AL pennant run in 1986 and caught Roger Clemens' 20-strikeout game on 4/29 of that season.

Rich and His wife, Sherry, have three children; Michael, Marissa, and Matthew, an infielder in the Red Sox system.



Bruce Crabbe, Coach

OPENING DAY AGE: 53

BORN: February 14, 1962 in Louisville, KY

RESIDES: Orlando, FL

Bruce enters his 11th year in the Red Sox organization and his 2nd year as a coach with Pawtucket after 10 campaigns as a minor league manager. He previously skippered in Boston's farm system for the Lowell Spinners in 2006, 2010, 2012-13 and the Salem Red Sox in 2011. He also spent 4 seasons from 2006-09 as Boston's minor league infield coordinator. His tenure with the Red Sox began as hitting coach for the Wil-

ington Blue Rocks in 2005.

Bruce spent 7 years with the Texas Rangers from 1998-2004, the last 3 as a hitting and infield coach for Triple-A Oklahoma. From 1998-2001, he served dual roles as a Triple-A Coach and Single-A Pulaski's manager. In 1999, he led Pulaski to the best record in the Appalachian League and was named Manager of the Year. Crabbe spent 1995-97 as the manager, director of player development and scouting, and infield coach for the Colorado Silver Bullets, a professional women's baseball team.

Bruce played professionally in the Cubs, Blue Jays, and Braves systems from 1984-92 after attending the University of Florida, where he was an All-American selection in 1984. He holds a bachelor's degree in liberal arts.



Jon Jochim, Athletic Trainer

2015 will mark Jon's 12th season as an athletic trainer in the Red Sox farm system and his 6th consecutive year serving in that role for Pawtucket. Previously, he held the same position for the Portland Sea Dogs in 2009 and for the Lancaster JetHawks from 2007-08, where in 2007 he was named California League Trainer of the Year. He also served as the Gulf Coast League Red Sox athletic trainer in 2006 and spent 2 seasons as the athletic trainer for the Lowell Spinners (2004-05) while serving as the assistant minor league training coordinator.

Jochim was an intern for the GCL Red Sox in 2003, and prior to joining the Red Sox organization was an athletic trainer for the Harlem Globetrotters basketball team.

Pawtucket Red Sox, Continued

2014 Pawtucket Red Sox Season in Review

Record: 79-65, 2nd, 2.5 GB (North Division)

Pawtucket advanced to the Governors' Cup Finals for the 3rd straight season and took home their 2nd championship win, defeating the Durham Bulls (TB) in the best-of-five series. They previously defeated the Syracuse Chiefs (WAS) with a game 5 shutout win in the 1st round of the International League playoffs. The PawSox finished 2nd in the International League Northern Division with a 79-65 record, advancing to postseason play for the 4th time in as many seasons.

In his 1st year at the helm of the PawSox, manager Kevin Boles saw 23 of his players contribute with the Red Sox at the major league level, excluding rehab assignments. The team ended the regular season with a .256 batting average, paced the Red Sox organization with 110 home runs, and ranked 3rd in the IL with 269 doubles. The club's 3.60 ERA was 3rd among Sox minor leaguers, 4th in the league, and they combined for 4th in the IL with 1,095 strikeouts.

INF/OF Mookie Betts led Red Sox minor leaguers with a .346 average (138-for-399) and combined for 30 doubles, 5 triples, 11 home runs, 65 RBI, 33 stolen bases, and 61 walks in 99 games between Double-A Portland and Pawtucket. He drew 61 walks compared to just 50 strikeouts in the minors, posting a .431 on-base percentage overall. Betts hit .335 with 19 extra-base hits (12 doubles, 2 triples, 5 homers) and 31 RBI in 45 games for the PawSox. He was named to the MLB Futures All-Star U.S. Team but did not play after he was promoted for the 1st major league stint of his career on 6/28. He finished the season with Boston after his last recall on 8/18.

RHP Anthony Ranaudo was 14-4 with a 2.61 ERA for Pawtucket and was named the International League's Pitcher of the Year and earned a spot on the IL's year-end All-Star team. He led the IL in wins, ERA (40 ER/138.0), and opponent batting average (.223), and struck out 111 batters compared to just 112 hits and 54 walks allowed in 138.0 innings pitched over 24 starts. A Mid-Season All-Star, Ranaudo made his major league debut on 8/1 and was recalled to Boston on 9/2 for his 4th and final stint with the Red Sox.

C Christian Vazquez hit .273 (68-for-244) with 17 doubles, 3 home runs, 20 RBI, 35 runs, and 21 walks in 66 games for Pawtucket before being recalled to Boston for his 1st career major league stint on 7/9. At the time of his promotion he ranked 2nd on the team in hits, doubles, and total bases (tied, 94). A 2014 IL All-Star named to the Sirius XM All-Star Futures Game, Vazquez led IL catchers in fielding percentage (.996) and had the league's 2nd-best caught stealing rate (39.6, 19 of 48).

Joining teammates Ranaudo and Vazquez as an International League All-Star, **LHP Tommy Layne** is 5-1 with 11 saves, a 1.50 ERA (8 ER/48.0 IP), and 53 strikeouts for the PawSox. At the time of his call up to Boston on 8/1, his 2nd stint with the club, he had the 4th-best opponent average among IL relievers (.173, 29-for-168).

In 21 games (20 starts) for the PawSox, **RHP Allen Webster** went 4-4 with 1 save, a 3.10 ERA (42 ER/122.0 IP), and 100 strikeouts before being recalled to Boston on 7/26. He ranked 4th in the International League in ERA, 5th among Red Sox minor leaguers, and was 3rd in the IL in opponent batting average (.234), 2nd for starters.

INF Carlos Rivero hit .286 (78-for-273) with a .341 on-base percentage in 74 games with the PawSox. He was named the IL Player of the Week for 6/23-29 and hit .429 (12-for-28) with 2 doubles, 1 triple, 5 RBI, 6 runs, and 2 walks in that span. Rivero was recalled to Boston for his 1st major league stint on 8/25.

RHP Steven Wright was 5-5 with a 3.41 ERA (36 ER/95.0 IP) in 15 starts for Pawtucket. He walked 22 and struck out 68. Named the IL Pitcher of the Week for 7/7-14, he held the Columbus Clippers (CLE) to 2 hits in 8.0 scoreless innings, walking 3 and striking out 8 for the honor. Wright made 3 separate appearances with Boston and was recalled for his final stint on 9/1.

OF Corey Brown was 2nd in the Sox system with 17 home runs and hit .231 (75-for-325) with 15 doubles, 2 triples, 42 RBI and 28 walks in 91 games for Pawtucket. He ranked among playoff leaders in home runs (1st, 2), RBI (3rd, 5) and batting (7th, .304).

1B Travis Shaw was promoted to Pawtucket from Double-A Portland on 5/26 and hit .262 (82-for-313) with 21 doubles, 1 triple, 10 home runs, 41 RBI, 28 walks and 43 runs scored in 81 games for the PawSox. He hit .278 (136-for-490) between Portland and Pawtucket and led Red Sox minor leaguers with 21 home runs and ranked 3rd with 78 RBI between both leagues.

SS Deven Marrero was named the Red Sox 2014 Defensive Player of the Year and posted a .976 fielding percentage (12 errors/490 chances) in 116 games this season between Double-A Portland and Pawtucket, all at shortstop. Marrero led all Red Sox minor league shortstops in putouts (163) and assists (315). After his 7/2 promotion to Pawtucket, Marrero had a .973 fielding percentage for the PawSox. He hit .210 (39-for-186) with 11 doubles, 1 home run, 20 RBI and 23 runs scored in 68 games with Pawtucket.

C Dan Butler was named the 2014 recipient of the Red Sox Lou Gorman Award for dedication and perseverance while working his way to the major leagues. He hit .241 (69-for-286) in 83 games for Pawtucket and spent 6 seasons in Boston's minor league system before making his major league debut with the Red Sox on 8/10.

Pawtucket Red Sox, Continued

2014 Batting and Pitching Statistics

PLAYER	AVG	G	AB	R	H	2B	3B	HR	RBI	SH	SF	HP	BB	SO	SB	CS	E
Betts, Mookie	.335	45	185	31	62	12	2	5	31	0	0	0	26	30	11	4	1
Bradley Jr., Jackie	.212	14	66	6	14	1	0	1	5	0	0	0	3	18	0	1	0
Brentz, Bryce	.243	63	230	42	56	11	2	12	53	0	2	3	32	58	0	1	1
Brown, Corey	.231	91	325	35	75	15	2	17	42	0	2	2	28	106	6	2	2
Butler, Dan	.241	83	286	35	69	19	0	4	30	0	5	5	29	71	0	0	2
Carp, Mike	.238	7	21	2	5	1	0	1	3	0	0	0	1	7	0	0	0
Cecchini, Garin	.263	114	407	52	107	21	1	7	57	1	1	5	44	99	11	1	16
Craig, Allen	.200	2	5	1	1	0	0	0	2	0	0	0	1	1	0	0	0
De Jesus, Ivan	.167	2	6	0	1	0	0	0	1	1	0	0	2	1	0	0	1
Drew, Stephen	.154	4	13	0	2	1	0	0	0	0	0	0	1	5	0	0	0
Gibson, Derrick	.244	21	78	9	19	2	2	2	9	0	2	1	4	15	2	0	0
Hassan, Alex	.287	114	408	66	117	31	1	8	55	0	4	2	60	109	2	2	2
Henry, Justin	.251	73	215	29	54	9	3	1	22	3	1	0	31	39	5	1	5
Hernandez, Jayson	.000	1	4	0	0	0	0	0	0	0	0	0	0	2	0	0	0
Herrera, Jonathan	.309	13	55	11	17	2	1	0	4	1	1	0	4	11	1	1	3
Hissey, Peter	.000	2	2	0	0	0	0	0	1	0	1	0	0	0	0	0	0
Holt, Brock	.315	27	108	21	34	8	2	1	7	0	1	4	8	12	7	1	3
Lavarney, Ryan	.283	62	219	22	62	10	0	3	20	0	0	5	33	45	0	0	4
Marrero, Deven	.210	50	186	23	39	11	0	1	20	2	1	1	12	37	4	1	6
Martinez, Mario	.000	1	1	0	0	0	0	0	0	0	0	0	0	1	0	0	0
McCoy, Mike	.181	88	259	31	47	14	0	1	25	7	3	2	41	55	7	2	4
Meneses, Heiker	.241	16	58	3	14	2	1	0	3	2	0	0	3	10	0	1	4
Middlebrooks, Will	.231	29	104	13	24	1	1	4	8	0	1	1	6	30	0	0	0
Nava, Daniel	.253	24	83	12	21	3	0	3	14	0	2	1	12	21	2	1	0
Rivero, Carlos	.286	74	273	32	78	14	2	5	36	0	4	2	23	66	2	2	8
Roberts, Ryan	.277	72	274	40	76	22	1	7	32	1	1	2	23	53	2	3	4
Shaw, Travis	.262	81	313	43	82	21	1	10	41	0	4	1	28	76	2	0	1
Snyder, Brandon	.206	35	126	13	26	6	0	8	19	0	1	3	11	50	1	0	2
Spring, Matt	.265	12	34	7	9	5	0	2	7	0	1	1	3	15	0	0	0
Swihart, Blake	.261	18	69	6	18	3	1	1	9	0	0	0	2	15	1	0	0
Torres, Andres	.292	18	72	8	21	4	0	3	8	1	0	1	1	17	1	2	0
Vazquez, Christian	.279	66	244	35	68	17	0	3	20	2	2	1	21	52	0	1	2
Victorino, Shane	.138	9	29	3	4	1	0	0	0	0	0	0	0	6	0	0	2
Wilkerson, Shannon	.234	25	77	8	18	2	1	0	6	3	0	0	3	21	1	0	0
Totals	.256	144	4835	639	1240	269	24	110	590	24	40	43	496	1154	66	27	88

PITCHER	W-L	ERA	G	GS	CG	SHO	SV	IP	H	R	ER	HR	HB	BB	SO	WP	BK
Barnes, Matt	8-9	3.95	23	22	0	0	0	127.2	119	60	56	8	3	46	103	6	0
Boscan, Wilfredo	2-0	0.00	2	0	0	0	0	3.2	0	0	0	0	0	2	4	1	0
Breslow, Craig	1-0	0.00	3	1	0	0	0	2.2	1	0	0	0	0	2	1	0	1
Britton, Drake	2-3	5.86	45	0	0	0	5	58.1	77	41	38	8	0	38	37	5	0
Buchholz, Clay	0-1	2.53	2	2	0	0	0	10.2	6	3	3	2	1	2	10	0	0
Celestino, Miguel	1-3	5.16	16	0	0	0	3	22.2	19	13	13	6	0	12	26	2	0
De La Rosa, Rubby	2-4	3.45	12	12	0	0	0	60.0	50	27	23	1	1	25	57	4	1
Doubront, Felix	0-0	1.86	2	2	0	0	0	9.2	6	2	2	0	0	5	13	1	0
Ely, John	1-1	2.52	25	1	0	0	1	39.1	40	15	11	3	1	14	35	3	0
Escobar, Edwin	0-2	4.28	5	5	0	0	0	27.1	33	15	13	3	0	8	20	0	0
Hembree, Heath	0-1	2.70	7	0	0	0	2	6.2	5	2	2	0	0	5	9	0	0
Henry, Justin	0-0	0.00	1	0	0	0	1	1.0	0	0	0	0	0	0	0	0	0
Hernandez, Chris	5-9	4.08	33	16	1	0	1	117.0	117	60	53	5	4	60	75	3	0
Hill, Rich	3-3	3.23	25	0	0	0	2	39.0	29	15	14	0	2	17	45	2	0
Hinojosa, Dalier	3-5	3.79	41	0	0	0	3	61.2	39	27	26	5	1	33	65	6	2
Kehrt, Jeremy	0-4	5.45	13	4	0	0	0	33.0	43	23	20	1	0	12	20	2	1
Layne, Tommy	5-1	1.50	37	0	0	0	11	48.0	29	8	8	1	1	20	53	7	0
McCarthy, Mike	0-0	2.45	1	0	0	0	0	3.2	2	1	1	0	0	1	3	0	0
Owens, Henry	3-1	4.03	6	6	0	0	0	38.0	32	17	17	4	3	12	44	0	0
Ranaudo, Anthony	14-4	2.61	24	24	1	1	0	138.0	112	45	40	9	4	54	111	2	0
Resop, Chris	4-1	4.42	25	0	0	0	2	38.2	34	19	19	3	1	14	36	1	0
Valdez, Jose	0-1	2.41	11	0	0	0	0	18.2	20	9	5	1	0	7	15	1	0
Verdugo, Ryan	2-1	3.45	10	3	0	0	2	28.2	26	11	11	2	0	11	38	2	0
Villarreal, Braynan	1-0	5.40	9	0	0	0	1	10.0	4	7	6	0	1	12	12	5	0
Webster, Allen	4-4	3.10	21	20	1	0	1	122.0	107	45	42	9	5	44	100	6	1
Wilson, Alex	6-1	4.35	35	0	0	0	5	41.1	38	21	20	2	2	23	40	0	0
Workman, Brandon	7-1	4.11	11	11	0	0	0	61.1	61	28	28	10	0	17	55	1	0
Wright, Steven	5-5	3.41	15	15	1	0	0	95.0	86	43	36	9	1	22	68	5	0
Totals	79-65	3.60	144	144	4	11	40	1263.2	1135	557	505	92	31	518	1095	65	6



PORTLAND SEA DOGS

Eastern League - Double-A
Hadlock Field, 271 Park Avenue, Portland, ME 04102

President..... Charlie Eshbach
 Executive Vice President/General Manager..... Geoff Iacussa
 Assistant General Manager/Director of Media Relations..... Chris Cameron
 Manager..... Billy McMillon
 Pitching Coach..... Kevin Walker
 Hitting Coach..... Dave Joppie
 Athletic Trainer..... Brandon Henry
 Stadium (First Season/Capacity)..... Hadlock Field (1994 / 7,368)
 Media Relations Telephone/Fax..... (207) 874-9300 / (207) 780-0317



Billy McMillon, Manager

OPENING DAY AGE: 43

BORN: November 17, 1971 in Otero, NM

RESIDES: Columbia, SC

MINOR LEAGUE MANAGERIAL RECORD: 387-311 (.554)

Billy enters his 2nd season at the helm for Portland. Named the 2014 Eastern League Manager of the Year, he led the Sea Dogs to a franchise-high 88 wins (last, 86, 1995) in the Eastern League's Northern Division. He previously skippered at Salem from 2012-13, leading the Salem Sox to the Mills Cup Championship in 2013, their 1st championship since 2001. He was also at the helm for Greenville from 2010-11 where he led the Drive to the South Atlantic League Championship Series in his 2010 managerial debut. He served as the Drive's hitting coach from 2008-09, guiding the team's offense to a league-best 663 runs and 448 walks while earning a spot on the South Atlantic League All-Star Team in 2009. In his 2008 coaching debut, the Drive led the league with 468 walks.

Billy spent parts of 6 seasons in the major leagues with the Florida Marlins (1996-97), Philadelphia Phillies (1997), Detroit Tigers (2000-01), and Oakland Athletics (2001-04).

Taken by the Marlins in the 8th round of the 1993 June Draft, he made his big league debut on July 26, 1996 vs. San Diego. He set career highs as a member of the Athletics in 2003 with 66 games, 41 hits, 11 doubles, 6 homers, and 26 RBI. McMillon appeared in 3 Division Series games for the A's against the Red Sox that season, going 1-for-6 with a walk and a RBI.

Billy earned a B.A. from Clemson University and an MBA from the University of Phoenix. In his 3-year career at Clemson (1991-93), he had the highest career batting average (.382) of any former Tiger.

He and his wife, Krista, live in Columbia, SC with children, Kennedy (13) and Jackson (10).

Career Managerial Record

YEAR	CLUB	LEAGUE	W	L	PCT.	DIV.	PLAYOFFS
2010	Greenville	South Atlantic (A)	77	62	.554	(2nd)	def. Savannah, 2-0 in semi-finals; lost to Lakewood, 3-1 in finals
2011	Greenville	South Atlantic (A)	78	62	.557	(2nd)	
2012	Salem	Carolina (A)	68	69	.496	(3rd)	
2013	Salem	Carolina (A)	76	64	.543	(2nd)	def. Myrtle Beach, 2-0 in semi-finals; def. Potomac 3-0 in finals
2014	Portland	Eastern (AA)	88	54	.620	(1st)	lost to Binghamton, 3-2 in semi-finals
Career Totals (5 years)			387	311	.554		



Kevin Walker, Pitching Coach

OPENING DAY AGE: 38

BORN: September 20, 1976 in Irving, TX

RESIDES: Holtville, CA

Kevin enters his 1st season as pitching coach for Portland after serving in that capacity for the Salem Red Sox (2011-14), the Greenville Drive (2010), and the Lowell Spinners (2009). In his professional coaching debut in 2009, Spinners hurlers led the New York-Penn League with 638 strikeouts and ranked 2nd with a franchise-best 2.96 ERA.

A left-handed pitcher, he compiled a 7-3 record and a 4.76 ERA in 122 career major league games for the San Diego Padres (2000-03), San Francisco Giants (2004), and Chicago White Sox (2005). A 6th-round selection by San Diego in the June 1995 draft, Kevin saw his first big league action with the Padres in 2000, going 7-1 with a 4.19 ERA in a career-high 70 outings, 2nd-most among major league rookies that year. His 14-year pro pitching career also included stints in the Texas Rangers (2006) and Colorado Rockies (2007) systems and 2 seasons with Camden of the independent Atlantic League (2007-08).

He and his wife, Aimee, live in Holtville, CA with daughter, Kamryn (10), and son, Brady (9).



Dave Joppie, Hitting Coach

OPENING DAY AGE: 49

BORN: December 11, 1965 in Hastings, MI

RESIDES: Grand Rapids, MI

Dave returns as Portland's hitting coach after 2 seasons with Pawtucket, a position he previously held for the Sea Dogs from 2008-11. He enters his 21st season in professional baseball, his 10th with the Red Sox organization. During the 2012 offseason he served as a coach for the Surprise Saguaros of the Arizona Fall League, coaching top prospects from the Red Sox, Royals, Rangers, Cardinals, and Mets organizations. Dave previously served as hitting coach with Lancaster in 2007, helping the JetHawks to a record offensive season in which they set all-time California League marks with 1,081 runs and 217 homers and led the circuit in AVG (.296), hits (1,493), and walks (672). He joined the organization as the Wilmington Blue Rocks hitting coach in 2006.

Joppie worked in the Athletics system from 1995-2005, managing Single-A Kane County in 2004 and 2005. After leading the Cougars to the Western Division Championship with an 83-56 record in 2004, he was named Midwest League Manager of the Year as well as *Baseball America's* Class Low-A Minor League Manager of the Year. He served as hitting instructor for Double-A Midland (2001-03), Single-A Visalia (1999), Double-A Huntsville (1998, 1995-96) and Single-A Modesto (1997). He also managed Single-A Vancouver of the Northwest League in 2000.

Dave and his wife, Jennifer, have a son, Casey (9).



Brandon Henry, Athletic Trainer

Brandon enters his 4th season as athletic trainer for the Portland Sea Dogs after spending the previous 2 seasons in the same capacity with the Salem Red Sox. He begins his 9th season with the organization having also served as athletic trainer for the Greenville Drive (2009) and Lowell Spinners (2007-08), and was named New York-Penn League Athletic Trainer of the Year in 2008.

Brandon holds a bachelor's degree from Xavier (OH) University and a master's degree from West Virginia University.

BASEBALL AMERICA MINOR LEAGUE TEAM OF THE YEAR

Boston's Double-A affiliate, the Portland Sea Dogs, was named *Baseball America's* 2014 Minor League Team of the Year after posting a franchise-record 88-54 record and capturing the Eastern League's Eastern Division title.

Portland Sea Dogs, Continued

2014 Portland Sea Dogs Season in Review

Record: 88-54, 1st, 5.0 GA (Eastern Division)

In his 1st season managing Portland, Billy McMillon led the Sea Dogs to a franchise-high 88 wins (last, 86, 1995) for an 88-54 record in the Eastern League's Eastern Division and their first playoff appearance since 2008. The Sea Dogs fell to the Binghamton Mets (NYM) in the Eastern League Semifinals, 3-2, in the best-of-5 series. McMillon was named the 2014 Eastern League Manager of the Year, the 2nd Sea Dogs manager to receive the honor in the club's 21-year history (also Carlos Tosca, 1996).

Portland batters led Red Sox minor league teams and ranked 4th in the EL with a .268 batting average. They were 2nd in runs (658) and RBI (613). Club hurlers paced the EL with a 3.41 ERA, 2nd in the Sox system. They allowed the fewest runs (512) and earned runs (461), held EL hitters to the 2nd fewest home runs (80) and issued the 3rd fewest walks (362).

Named the 2014 Eastern League Pitcher of the Year, **LHP Henry Owens** went 14-4 with a 2.60 ERA and 126 strikeouts in 20 games for the Sea Dogs before being promoted to Triple-A Pawtucket on 8/1. At the time of his promotion, Owens led the league in wins (14), strikeouts (126), complete games (3), shutouts (2), and average against (.201). He became the 1st player in Sea Dogs franchise history to win 14 games in a single season and established new franchise records with 27.2 consecutive scoreless innings from 5/19-6/14 and 9 consecutive starts from 5/24-7/19.

Named the 2014 Sea Dogs Pitcher of the Year, Owens was selected to the MLB All-Star Futures U.S. Team and started for the U.S. tossing 1.0 scoreless inning. Also named a Post-Season All-Star, Owens was joined by teammates **2B Sean Coyle**, **INF/OF Derrik Gibson**, **LHP Brian Johnson**, and **C Blake Swihart** as Eastern League All-Stars. **RHP Noe Ramirez** (2.14 ERA, 56 H, 17 R, 16 ER, 16 BB and 56 SO) and **LHP Robby Scott** (1.96 ERA, 55 H, 17 R, 13 ER, 15 BB and 51 SO) were also named Eastern League All-Stars, replacing Owens and Johnson who were unavailable to pitch.

Coyle hit .295 (99-for-336) with 23 doubles, 1 triple, 16 home runs, 61 RBI, 38 walks and 13 stolen bases. A Player of the Week for 6/23-29, he ranked among Red Sox organizational leaders in batting (7th, 8th in the EL) and was 3rd in the Sox system in home runs. Named an MLB Futures All-Star for the U.S. Team, his .512 slugging percentage was 4th in the EL.

Named the 2014 Sea Dogs 10th Player of the Year, Gibson hit .302 (88-for-291) with 15 doubles, 3 triples, 2 home runs and 26 RBI in 85 games with the Sea Dogs. He went 2-for-3 with a solo home run and 2 runs scored in the Eastern League All-Star game and made his Triple-A debut in Pawtucket on 7/12 before his final promotion on 8/3.

Johnson was named the Red Sox Minor League Pitcher of the Year for 2014, and went 13-3 with a 2.13 ERA (34 ER/143.2 IP) and 132 strikeouts compared to 39 walks in 25 starts combined between High-A Salem and Portland. Promoted from Salem on 5/2, Johnson went 10-2 in 20 starts for the Sea Dogs and posted the lowest ERA in the Eastern League at 1.75 (23 ER/118.0 IP) and led the league in WHIP (0.93) and opponents average (.189). Johnson earned EL Player of the Week honors for 6/9-15 and surrendered 1 or no runs in each of his last seven regular-season starts with Portland from 7/20-8/28 for a 0.58 ERA (3 ER/46.1 IP) in that time.

Swihart was named the 2014 Sea Dogs Most Valuable Player and hit .300 (104-for-347) with 23 doubles, 3 triples, 12 home runs and 55 RBI in 92 games with Portland before being promoted to Triple-A Pawtucket on 8/4. At the time of his promotion, he led the team in hits (104), doubles (23), total bases (169), and multi-hit games (30).

The Red Sox 2014 Defensive Player of the Year, **SS Deven Marrero** made six errors in 271 total chances (.978) for the Sea Dogs. He earned Player of the Week honors for June 16-22 and *Baseball America* named him the shortstop on its Double-A Classification All-Star Team. He hit .291 (78-for-268) with 19 doubles, 2 triples, 5 home runs, 39 RBI, 34 walks and 42 runs scored prior to his promotion to Triple-A Pawtucket on 7/2.

Named the Red Sox Minor League Offensive Player of the year for the 2nd straight season, **INF/OF Mookie Betts** hit .355 (76-for-214) in 54 games with the Sea Dogs before his 6/3 promotion to Triple-A Pawtucket. He reached base safely in an Eastern League-best 36 straight games from 4/3-5/16 and earned EL Player of the Week honors for 4/3-13.

Portland Sea Dogs, Continued

2014 Batting and Pitching Statistics

PLAYER	AVG	G	AB	R	H	2B	3B	HR	RBI	SH	SF	HP	BB	SO	SB	CS	E
Almanzar, Michael	.277	49	166	18	46	9	0	5	25	0	1	9	12	39	2	0	8
Bethea, Danny	.250	2	8	0	2	1	0	0	3	0	0	0	1	1	0	0	-
Betts, Mookie	.355	54	214	56	76	18	3	6	34	0	3	1	35	20	22	3	4
Blair, Carson	.288	17	59	11	17	6	1	2	8	0	1	1	10	19	0	0	0
Brenly, Michael	.168	46	143	10	24	7	1	2	18	1	1	2	13	37	1	0	1
Chester, David	.231	61	212	21	49	9	0	7	31	0	2	3	18	68	0	2	1
Coyle, Sean	.295	96	336	60	99	23	1	16	61	1	4	5	38	95	13	1	11
De La Cruz, Keury	.295	70	258	30	76	15	0	7	30	0	3	0	14	55	3	2	2
Dent, Ryan	.238	37	122	12	29	8	1	1	6	2	0	5	6	33	0	6	4
Gibson, Derrik	.302	85	291	49	88	15	3	2	26	4	2	5	38	54	8	7	8
Greenwell, Bo	.182	25	77	9	14	2	0	1	7	2	0	2	9	13	3	1	2
Heller, Kevin	.167	10	30	2	5	1	0	0	3	0	0	0	6	8	0	0	1
Hissey, Peter	.287	51	181	22	52	7	3	0	18	2	0	3	14	45	5	5	1
Johnson, Kelly	.000	2	6	1	0	0	0	0	0	0	0	0	2	3	0	0	0
Lavarney, Ryan	.273	3	11	2	3	0	0	1	2	0	0	0	1	1	0	0	0
Marrero, Deven	.291	68	268	42	78	19	2	5	39	0	3	2	34	57	12	7	6
Meneses, Heiker	.190	95	306	36	58	9	1	1	23	7	3	6	20	52	9	6	6
Miller, Mike	.301	23	93	15	28	4	0	3	12	0	0	2	6	14	3	1	1
Ramos, Henry	.326	48	181	26	59	9	2	2	23	1	0	1	11	38	2	4	4
Rivero, Carlos	.214	31	117	14	25	6	0	2	17	0	1	4	8	24	0	0	5
Roof, Jonathan	.255	59	188	24	48	11	2	3	20	2	0	5	19	46	1	3	4
Shaw, Travis	.305	47	177	35	54	8	1	11	37	1	0	1	29	23	5	3	4
Spring, Matt	.233	31	103	17	24	7	0	6	23	0	4	3	10	32	0	0	0
Swhart, Blake	.300	92	347	47	104	23	3	12	55	0	3	1	29	65	7	1	8
Welch, Stefan	.222	105	333	48	74	16	3	8	49	1	6	12	48	99	1	1	3
Wilkinson, Shannon	.266	105	384	51	102	23	3	2	43	8	4	1	30	69	11	4	1
Totals	.268	142	4611	658	1234	256	30	105	613	32	41	74	461	1010	108	57	94

PITCHER	W-L	ERA	G	GS	CG	SHO	SV	IP	H	R	ER	HR	HB	BB	SO	WP	BK
Augliera, Mike	8-10	4.56	25	24	1	0	0	148.0	171	82	75	12	5	20	76	4	1
Boscan, Wilfredo	1-7	3.88	20	5	0	0	1	62.2	75	38	27	6	1	15	44	4	0
Celestino, Miguel	1-2	3.07	23	0	0	0	6	29.1	25	10	10	2	1	8	34	3	0
Couch, Keith	8-2	2.96	18	17	2	0	1	100.1	105	41	33	3	6	22	72	7	0
Diaz, Dayan	2-1	2.76	11	0	0	0	1	16.1	16	5	5	0	1	7	16	0	0
Diaz, Luis	3-4	3.72	13	13	1	0	0	77.1	71	34	32	7	3	26	63	3	0
Doubront, Felix	0-0	4.50	1	1	0	0	0	4.0	4	2	2	0	0	0	2	0	0
Haley, Justin	3-2	1.19	6	6	0	0	0	37.2	30	5	5	2	2	16	33	1	0
Hissey, Peter	1-0	9.00	1	0	0	0	0	1.0	2	1	1	0	0	0	0	1	0
Johnson, Brian	10-2	1.75	20	20	2	0	0	118.0	78	29	23	6	0	32	99	5	0
Kehrt, Jeremy	1-2	6.00	7	3	0	0	0	24.0	33	16	16	4	1	8	15	4	0
Kraus, Kyle	0-0	21.60	1	0	0	0	0	1.2	7	4	4	1	0	2	0	0	0
Kurcz, Aaron	3-2	2.14	34	0	0	0	3	42.0	32	11	10	0	2	22	54	6	0
McCarthy, Mike	10-4	4.82	27	12	0	0	0	97.0	100	54	52	13	7	21	68	3	0
Olmsted, Michael	3-0	4.45	22	0	0	0	1	32.1	29	21	16	4	6	24	37	0	0
Ott, Matty	1-2	6.11	12	0	0	0	0	17.2	23	12	12	0	0	7	11	2	0
Owens, Henry	14-4	2.60	20	20	3	2	0	121.0	89	36	35	6	3	47	126	6	0
Pena, Miguel	2-2	6.41	13	13	0	0	0	60.1	75	44	43	6	3	25	47	5	1
Ramirez, Noe	2-1	2.14	42	0	0	0	18	67.1	56	17	16	0	3	16	56	6	1
Reed, Nate	0-1	6.75	6	0	0	0	0	13.1	23	10	10	1	0	6	11	1	0
Rodriguez, Eduardo	3-1	0.96	6	6	0	0	0	37.1	30	4	4	1	2	8	39	2	0
Ruiz, Pete	3-2	4.15	12	0	0	0	0	26.0	24	12	12	1	4	10	21	4	0
Scott, Robby	8-2	1.96	35	1	0	0	3	59.2	55	17	13	3	0	15	51	5	1
Valdez, Jose	0-1	1.59	13	0	0	0	4	17.0	18	4	3	1	3	4	13	0	0
Wright, Steven	1-0	3.60	1	1	0	0	0	5.0	5	3	2	1	0	1	4	0	0
Totals	88-54	3.41	142	142	9	14	38	1216.1	1176	512	461	80	53	362	992	72	4



SALEM RED SOX

Carolina League - High-A
Salem Memorial Ballpark, 1004 Texas Street, Salem, VA 24153

General Manager	Ryan Shelton
Vice President/Assistant General Manager	Allen Lawrence
Director, Broadcasting and Media Relations	Evan Lepler
Manager	Carlos Febles
Pitching Coach	Paul Abbott
Hitting Coach	Jon Nunnally
Athletic Trainer.....	David Herrera
Stadium (First Season/Capacity)	LewisGale Field at Salem Memorial Ballpark (1995 / 5,503)
Media Relations Telephone/Fax.....	(540) 389-3333 / (540) 389-9710



Carlos Febles, Manager

OPENING DAY AGE: 38

BORN: May 24, 1976 in El Seibo, DR

RESIDES: La Romana, DR

MINOR LEAGUE MANAGERIAL RECORD: 214-273 (.439)

Carlos begins his 2nd season at the helm for Salem after skipping in Greenville from 2012-13 and making his managerial debut with the Lowell Spinners in 2011. He previously held positions as hitting coach with the Salem Red Sox (2009-10) and Lancaster JetHawks (2008) after making his professional coaching debut with Lowell in 2007. He led the JetHawks to California League-best marks in batting (.285), hits (1,423), and homers (154) in 2008.

The second baseman spent 6 seasons with the Kansas City Royals from 1998-2003, batting .250 with 24 home runs and 146 RBI. As a rookie in 1999, he set career highs in homers (10), RBI (53), and stolen bases (20), ranking among AL rookies in triples (1st, 9), OBP (2nd, .336), walks (2nd, 47), stolen bases (T-2nd), and runs (3rd, 71).

He played his final professional season for the Red Sox organization with Pawtucket in 2004, batting .257 (67-for-261) with 3 homers and 28 RBI in 68 games.

Carlos and his wife, Nedelin, have two children: Karla and Carlos, Jr.

Career Managerial Record

YEAR	CLUB	LEAGUE	W	L	PCT.	DIV.	PLAYOFFS
2011	Lowell	New York-Penn (A)	29	45	.392	(4th)	
2012	Greenville	South Atlantic (A)	66	73	.475	(6th)	
2013	Greenville	South Atlantic (A)	51	87	.370	(7th)	
2014	Salem	Carolina (A)	68	68	.500	(2nd/2nd)	lost to Myrtle Beach, 2-1 in semi-finals
Career Totals (3 years)			214	273	.439		



Paul Abbott, Pitching Coach

OPENING DAY AGE: 47

BORN: September 15, 1967 in Van Nuys, CA

RESIDES: Fullerton, CA

Paul enters his 1st season as Salem's pitching coach after serving in the same capacity for Greenville (2013-14) and Lowell (2011-12). He previously spent 2 seasons with the independent Golden League's Orange County Flyers, serving as manager in 2010 and as pitching coach in 2009. He was also an assistant coach at Fullerton (CA) Junior College.

A right-handed pitcher, he played 20 seasons of professional ball from 1985-2005 and spent parts of 11 seasons in the major leagues with the Twins (1990-92), Indians (1993), Mariners (1998-2002), Royals (2003), Devil Rays (2004), and Phillies (2004). He was originally selected by Minnesota in the 3rd round of the 1985 draft and earned a career-high 17 victories during the Mariners' 116-win season in 2001.

Paul lives in Fullerton, CA and has 4 children: Lance (28), Trent (27), Chloe (17), and Reese (14).



Jon Nunnally, Hitting Coach

OPENING DAY AGE: 43

BORN: November 9, 1971 in Pelham, NC

RESIDES: Pelham, NC

Jon begins his 1st season as Salem's hitting coach and his 1st season as a coach in the Red Sox minor league system. Jon has 8 years of coaching experience in professional baseball between the Cleveland Indians (2007-11) and Toronto Blue Jays (2012-14) minor league systems.

A former outfielder, his major league playing career spanned six years (1995-2000), including part of the 1999 season with the Red Sox.



David Herrera, Athletic Trainer

David begins his 8th season in the Red Sox organization and his 4th as the Salem Red Sox athletic trainer. He has also served as athletic trainer for the Greenville Drive from 2010-11, the Lowell Spinners in 2009, and for the Gulf Coast League Red Sox in 2008. Previously, he worked for the St. Joseph Blacksnakes of the independent American Association in the summer of 2006.

Prior to that, he served as a student athletic trainer with the baseball, basketball, football, and volleyball teams at Graceland (IA) University-Lamoni from 2005-06. David graduated from Graceland in 2007 with a B.A. in athletic training and a minor in health.

2014 Salem Red Sox Season in Review

Record: 68-68, 2nd, 13.0 GB (Southern Division) / 1st: 33-35, 2nd, 11.0 GB / 2nd: 45-33, 2nd, 2.0 GB

The Salem Red Sox advanced to the playoffs for the 2nd straight season but were defeated by the Myrtle Beach Pelicans (CHC), 2-1 in the best-of-3 Southern Division championship series, ending their bid for their 2nd straight Mills Cup Championship. In his 1st season with Salem, Carlos Febles led the Red Sox to a 2nd-place finish in the Carolina League Southern Division at 68-68. Salem posted a 33-37 mark in the 1st half.

The Sox finished with a .261 batting average, tied for 2nd in the Carolina League and tied for 3rd in the Red Sox minor league system.

They were 2nd in the CL in runs scored (648), triples (47), RBI (582), and walks (478) and ranked 2nd in the Red Sox organization in stolen bases (122). Sox pitchers combined for a 4.09 ERA, 5th in the CL.

Named the Red Sox Minor League Pitcher of the Year, **LHP Brian Johnson** went 3-1 with a 3.86 ERA (11 ER/25.2 IP) in 5 starts for the Sox. Johnson was named the Carolina League Pitcher of the Week for back-to-back weeks April 14-27 and earned a promotion to Double-A Portland on 5/2.

2B Reed Gragnani paced the Carolina League with a .409 OBP and ranked 2nd in hitting, batting .300 (108-for-360) for Salem. His 64 walks were 2nd among Sox hitters, 4th in the CL. He was also 2nd on the team in runs (64) and triples (8) and 3rd in games (99), runs (64), hits (108), and RBI (53). Gragnani joined teammates **RHP Justin Haley** (2.82 ERA, 77 H, 34 R, 29 ER, 23 BB and 74 SO), **SS Jonathan Roof** (.301, 58 H, 15 2B, 2 3B, 4 HR, 23 RBI, 27 BB, 32 SO), and **CF Kevin Heller** (.253, 80 H, 21 2B, 2 3B, 7 HR, 48 RBI, 45 BB, 90 SO) as Carolina League All-Stars. He was also named a Post-Season All-Star for the Sox.

OF Matty Johnson ranked among Carolina League batting leaders hitting .276 (10th, 141-for-510) for the Sox. He led the CL in games (tied, 132), hits (141), at-bats (510), and runs scored (104), ranked 2nd in stolen bases (40), and walks (74), and 3rd in triples (tied, 10) and OBP (.377). His 40 stolen bases led all Salem hitters and ranked 2nd among organizational leaders in the Sox system. Johnson also paced the team in games, runs, hits, triples, total bases (191), walks, and stolen bases.

Named CL Player of the Week for 8/11-17, **3B Carlos Asuaje** hit .367 (11-for-30) with 2 doubles, a triple, 2 home runs, 6 RBI, 6 runs, and 2 walks in that span. He was promoted to Salem from Single-A Greenville on 7/19 and led organizational leaders in RBI (101), ranked 4th in home runs (15), and 5th in batting (.310, 149-for-480) between Salem and Greenville. Asuaje hit .323 (50-for-155) with 14 doubles, 2 triples, 4 home runs, 28 RBI, 18 walks, and 34 strikeouts in 39 games for the Sox.

OF Manuel Margot, the Red Sox 2014 Base Runner of the Year, led all Red Sox minor leaguers with 42 stolen bases between Salem (3) and Single-A Greenville (39). Margot was promoted from Greenville on 8/15 and ranked 9th in the Sox organization in batting, hitting .293 (123-for-420) between the two leagues. He hit .340 (17-for-50) in 16 games for Salem.

INF Jantzen Witte was promoted to Salem from Single-A Greenville on 6/19 and hit .296 (76-for-257) for the Sox. He had 20 doubles, 4 triples, 4 home runs, 39 RBI, 18 walks, 21 runs scored and 41 strikeouts in 65 games with Salem. He was 2nd among organizational leaders with 93 RBI and 3rd in batting, hitting .312 (153-for-480) between Salem and Greenville.

RHP Jason Dahlstrand ranked among CL playoff leaders with 8 strikeouts (T-3rd). He held the Pelicans to 2 hits through 7.0 scoreless innings in game 1 of the Southern League Division championship series. He was 3-0 with a 2.81 ERA (10 ER/32.0 IP), 21 strikeouts, and 8 walks in 6 games, 5 starts, for the Sox

Salem Red Sox, Continued

2014 Batting and Pitching Statistics

PLAYER	AVG	G	AB	R	H	2B	3B	HR	RBI	SH	SF	HP	BB	SO	SB	CS	E
Asuaje, Carlos	.323	39	155	27	50	14	2	4	28	0	1	2	18	34	1	3	2
Blair, Carson	.261	67	238	40	62	19	2	9	41	0	3	2	48	88	0	0	9
Chester, David	.220	22	82	11	18	3	2	3	15	0	3	1	13	18	0	0	1
Dent, Ryan	.248	72	254	32	63	20	3	3	31	2	2	4	37	56	15	2	12
Escobar, Leonel	.148	28	81	10	12	3	0	0	7	2	0	0	10	17	0	0	3
Gedman, Matt	.201	49	184	15	37	8	0	0	18	0	1	1	9	28	2	0	1
Graggani, Reed	.300	99	360	64	108	19	8	1	53	5	1	3	64	51	8	4	12
Greenwell, Bo	.200	6	20	5	4	2	0	0	1	0	0	2	4	1	0	1	0
Guerrero, Dreilly	.224	59	156	24	35	6	3	3	16	2	1	0	10	59	7	3	8
Heller, Kevin	.253	94	316	41	80	21	2	7	48	1	2	17	45	90	12	5	2
Hernandez, Jayson	.234	23	77	7	18	8	0	1	6	0	1	1	5	18	0	0	6
Johnson, Matty	.276	132	510	104	141	18	10	4	55	6	3	10	74	85	40	17	4
King, Aaron	.167	7	24	3	4	0	0	0	1	0	0	0	1	10	0	0	0
Mager, Kevin	.111	25	81	8	9	2	0	0	6	0	1	2	11	22	0	0	3
Margot, Manuel	.340	16	50	4	17	5	0	2	14	1	2	1	2	5	3	2	0
Martinez, Mario	.268	118	463	50	124	28	2	9	62	0	4	2	13	96	1	1	8
Miller, Mike	.307	49	192	24	59	8	0	0	18	6	0	3	15	25	7	4	5
Moore, Nick	.167	5	12	1	2	0	0	0	0	0	0	0	2	5	1	0	0
Perkins, Kendrick	.181	23	72	12	13	4	0	2	5	0	0	1	9	35	0	0	2
Roberson, Tim	.219	40	151	17	33	10	1	2	20	0	0	0	12	41	0	0	4
Romanski, Jake	.291	17	55	8	16	7	0	2	9	0	0	0	1	5	1	1	0
Roof, Jonathan	.301	50	193	39	58	15	2	4	23	0	3	1	27	32	2	1	12
Tavarez, Aneury	.250	93	344	52	86	16	5	11	50	4	3	8	17	97	18	5	13
Vinicio, Jose	.264	39	129	16	34	5	1	0	10	1	2	2	4	29	0	6	8
Weems, Jordan	.329	24	82	13	27	4	0	1	6	1	0	2	9	24	2	0	3
Witte, Jantzen	.296	65	257	21	76	20	4	4	39	0	5	2	18	41	2	1	4
Totals	.261	136	4538	648	1186	265	47	72	582	31	38	67	478	1012	122	56	146

PITCHER	W-L	ERA	G	GS	CG	SHO	SV	IP	H	R	ER	HR	HB	BB	SO	WP	BK
Aro, Jonathan	2-0	1.80	7	1	0	0	1	20.0	12	6	4	1	1	7	24	1	0
Cuevas, William	2-6	4.70	24	10	0	0	1	95.2	92	57	50	7	9	32	80	9	1
Dahlstrand, Jacob	3-0	2.81	6	5	0	0	0	32.0	31	16	10	3	1	8	21	0	0
Diaz, Dayan	0-1	1.34	24	0	0	0	6	33.2	21	8	5	1	1	14	40	4	2
Diaz, Luis	6-3	3.33	13	13	0	0	0	67.2	71	31	25	3	3	18	48	7	0
Gedman, Matt	0-1	4.50	1	0	0	0	0	2.0	1	1	1	1	0	0	2	0	0
Grover, Taylor	0-1	1.46	5	0	0	0	1	12.1	7	2	2	0	0	6	19	2	1
Gunkel, Joe	3-5	4.64	10	10	1	0	0	52.1	62	32	27	3	2	13	39	6	0
Haley, Justin	7-4	2.82	19	11	1	1	1	92.2	77	34	29	4	6	23	74	6	0
Jimenez, Ellis	0-0	3.38	2	0	0	0	0	2.2	2	1	1	1	0	0	0	0	0
Johnson, Brian	3-1	3.86	5	5	0	0	0	25.2	23	13	11	0	0	7	33	3	1
Kraus, Kyle	7-4	4.43	27	3	0	0	3	83.1	100	49	41	9	2	16	59	5	0
Kukuk, Cody	4-7	5.26	20	20	0	0	0	78.2	71	53	46	2	3	71	87	15	0
Light, Pat	6-6	4.93	22	22	1	0	0	115.0	135	67	63	10	6	33	57	5	0
Littrell, Corey	5-5	3.60	19	18	0	0	0	100.0	101	43	40	8	7	38	91	10	0
Maddox, Austin	1-1	5.82	10	0	0	0	1	21.2	20	14	14	5	1	3	22	2	0
Martin, Kyle	4-5	4.02	35	0	0	0	10	80.2	84	41	36	11	10	16	82	13	2
Mercedes, Simon	5-10	4.76	19	14	0	0	1	85.0	85	50	45	6	3	38	74	8	1
Ott, Matty	2-1	2.36	17	0	0	0	4	26.2	20	10	7	0	0	6	25	3	1
Quevedo, Heri	1-1	4.29	4	4	0	0	0	21.0	22	11	10	0	1	6	25	1	1
Reed, Nate	3-1	3.83	20	0	0	0	0	47.0	39	20	20	3	3	33	36	4	0
Stroup, Kyle	1-2	8.25	18	0	0	0	1	24.0	39	28	22	1	3	21	20	5	2
Younginer, Madison	3-3	4.08	35	0	0	0	2	57.1	61	31	26	0	1	25	55	5	2
Totals	68-68	4.09	136	136	3	11	32	1177.0	1176	618	535	79	63	434	1013	114	14

ON THE FARM

Red Sox farm teams combined to go 418-347 (.546) in 2014, the 2nd-best record among minor league chains affiliated with AL clubs. Only the Rangers' system had a better mark at 470-362 (.565).



GREENVILLE DRIVE

South Atlantic League - Single-A
Fluor Field at the West End, 945 South Main Street, Greenville, SC 29601

Owner/President Craig Brown
 General Manager Eric Jarinko
 Media Relations Manager Cameron White
 Manager Darren Fenster
 Pitching Coach Walter Miranda
 Hitting Coach Nelson Paulino
 Athletic Trainer Satoshi Kajiyama
 Stadium (First Season/Capacity) Fluor Field at the West End (2006 / 5,700)
 Media Relations Telephone/Fax (864) 240-4504 / (864) 240-4501



Darren Fenster, Manager

OPENING DAY AGE: 36

BORN: September 11, 1978 in Edison, NJ

RESIDES: Neptune, NJ

MINOR LEAGUE MANAGERIAL RECORD: 95-104 (.477)

Darren begins his 2nd year as manager of the Drive after beginning his managerial career with the GCL Red Sox in 2013 where he led the team to a division title and appearance in the Gulf Coast League Championship Series. He served as hitting coach for Greenville in his affiliated coaching debut in 2012 and previously spent 6 seasons on the Rutgers University baseball staff as Director of Operations, assistant coach, and recruiting coordinator. He also served as an assistant for the Cape Cod Baseball League's Orleans Cardinals in 2008 where he helped guide the club to a league-best 25-17-2 regular-season record.

Selected by Kansas City in the 12th round of the June 2000 draft, Darren was named a Carolina League All-Star in 2002 and 2004 as a member of the Wilmington Blue Rocks. He spent 5 seasons in the Royals minor league system hitting .267 with 63 doubles, 179 RBI and 215 walks in 438 games.

A 2-time All-American shortstop at Rutgers University, he was elected into the Rutgers Olympic Sports Hall of Fame in 2008. Darren was also named to the Middletown High School South Athletic Hall of Fame in 2007.

Career Managerial Record

YEAR	CLUB	LEAGUE	W	L	PCT.	DIV.	PLAYOFFS
2013	Red Sox	Gulf Coast (R)	35	25	.583	(1st)	def. Yankees, 1-0 in semi-finals; lost to Nationals 2-0 in finals
2014	Greenville	South Atlantic (A)	60	79	.432	(4th/7th)	
Career Totals (2 year)			95	104	.477		



Walter Miranda, Pitching Coach

OPENING DAY AGE: 40

BORN: January 6, 1975 in Cartagena, Colombia

RESIDES: Cape Coral, FL

Walter begins his 1st season as pitching coach for Greenville, a position he previously held for the Lowell Spinners (2013-14, 2008 and 2005-06) and the Gulf Coast League Red Sox (2009-12). He helped guide the GCL club to a 3.11 ERA last season. He also held the position of pitching coach for the GCL Red Sox from 2000-04 and with the Greenville Drive in 2007.

Miranda joined the Red Sox organization in 1999 after a 6-year playing career in the Florida Marlins system, over which he went 21-19 in 68 games (60 starts). He played baseball and basketball in his native Colombia and became the 2nd player to sign with the expansion Marlins on 1/15/92.

Walter and his wife, Nicole, live in Cape Coral, FL with their daughter, Miel.



Greenville Drive, Continued



Nelson Paulino, Hitting Coach

OPENING DAY AGE: 42

BORN: January 28, 1973 in Salcedo, DR

RESIDES: San Pedro de Macoris, DR

Nelson enters his 2nd year as hitting coach with Greenville after serving in the same capacity for the Salem Red Sox in 2013 and the Lowell Spinners in 2012. It marks his 18th consecutive year with the Red Sox after joining the organization in 1998. He previously served as hitting coach for Boston's Dominican Summer League club from 2008-11 and from 2001-02. Nelson was the DSL club's bench coach in 2007 and manager from 2003-06.

The switch-hitting infielder played 4 years in the Braves farm system from 1991-94, hitting .261 with 5 homers and 56 stolen bases in 306 career minor league games. Nelson and his wife, Neltkis Peguero, have 3 children: Angelina, Chrisberlin, and Nelson, Jr.



Satoshi Kajiyama, Athletic Trainer

Satoshi enters his 2nd season as athletic trainer with the Drive after serving in the same capacity for the Lowell Spinners in 2013. He previously spent 2 years as a graduate assistant in the Illinois State Athletic Training Program. It is his 2nd stint with the Red Sox having previously served as an intern from 2007-08. Satoshi also interned with the Pittsburgh Pirates (2006) and the Los Angeles Dodgers (2009).

He graduated from Bridgewater State College with a B.S. in physical education with an athletic training concentration and received his M.S. in kinesiology and recreation with an athletic training emphasis from Illinois State University.

2014 Greenville Drive Season in Review

Record: 60-79, 5th, 29.5 GB (Southern Division) / 1st Half: 34-35, 4th, 11.5 GB / 2nd Half: 26-44, 7th, 22.5 GB

In his 1st year as Greenville's manager, Darren Fenster led the Drive to a 60-79 season, 5th in the South Atlantic League Southern Division.

The club's regular-season attendance of 346,187 at Fluor Field led the Southern Division for the 7th straight year and ranked 3rd overall in the league.

Greenville led the SAL in walks (531), ranked 2nd in doubles (268), and 5th in runs (660). The team's .261 batting average was tied for 3rd in the Red Sox system, 6th in the SAL. Club hurlers combined for 11th in the league with a 4.63 ERA.

3B Carlos Asuaje ranked among South Atlantic League leaders in batting, hitting .305 (8th, 99-for-325) with 24 doubles, 10 triples, 11 home runs, 73 RBI, and 41 walks in 90 games for the Drive. He paced the team in triples, home runs, RBI and total bases and ranked 2nd in runs (59) and 3rd in hits. He led the SAL in slugging (.542), tied for 1st in triples, and ranked 3rd in OBP (.391). Named a South Atlantic League All-Star, he joined teammates **RHP Jonathan Aro**, **RHP Joe Gunkel**, **C Jake Romansi** and **INF Jantzen Witte** along with Fenster and pitching coach Paul Abbott for the Southern Division. Asuaje was also named a Post-Season All-Star.

Aro was 1-for-3 with a 2.27 ERA (17 ER/67.1 IP) in 25 appearances for Greenville before being promoted to High-A Salem on 7/29. He was tied for 3rd in games for the Drive and 4th in strikeouts (74).

Gunkel struck out 62 and walked just 11 batters in 17 games (5 starts) for the Drive. He was 3-0 with a 2.28 ERA (13 ER/51.1) and was promoted to High-A Salem on 6/19.

Romansi hit .270 (81-for-300) with 16 doubles, 2 triples, 1 home run, 44 RBI, 24 walks, and 30 runs scored for Greenville. His 10 stolen bases were 4th on the team and he ranked 5th among Drive hitters in RBI.

Witte was named Player of the Week for May 5-12. He hit .524 (11-for-21) with 5 doubles, 1 home run, 7 RBI and 5 walks during that span.

RHP Teddy Stankiewicz ranked 9th among both league and organizational leaders with a 3.72 ERA (58 ER/140.1 IP). He finished the season 11-8 with 102 strikeouts and 29 walks in 25 games, all starts. His 11 wins were tied for 4th in the SAL and 5th in walks per 9.0 IP (1.86). Named Pitcher of the Week for 6/9-15, Stankiewicz held the Charleston RiverDogs to 2 hits and struck out 6 in 7.0 scoreless innings.

OF Bo Greenwell was promoted to High-A Salem on 5/21 after hitting .275 (33-for-120) with 6 doubles, 1 triple, 3 home runs, 14 RBI, 11 walks, and 5 stolen bases in 29 games for the Drive. He was named Player of the Week for 4/21-26 and hit .458 (11-for-24) with 1 double, 3 home runs, 8 RBI, 7 runs, and 2 walks in that span.

Named the Red Sox 2014 Base Runner of the Year, **OF Manuel Margot** led all Red Sox minor leaguers with 42 steals between Greenville and High-A Salem. He led the Drive with 39 stolen bases, 5th in the South Atlantic League, prior to his promotion to Salem on 8/15, where he stole three bases in the final 16 games of the year. Margot hit .286 (106-for-370) with 20 doubles, 5 triples, 10 home runs, 45 RBI, 37 walks, 61 runs scored, and 39 stolen bases for the Drive.

Greenville Drive, Continued

2014 Batting and Pitching Statistics

PLAYER	AVG	G	AB	R	H	2B	3B	HR	RBI	SH	SF	HP	BB	SO	SB	CS	E
Allday, Forrestt	.274	52	186	29	51	12	2	0	18	9	2	8	25	42	5	6	4
Asuaje, Carlos	.305	90	325	59	99	24	10	11	73	2	6	9	41	56	7	4	5
Bethae, Danny	.290	17	62	9	18	0	0	2	7	0	0	0	4	9	0	1	1
Coste, Carlos	.259	27	81	5	21	0	0	1	6	1	0	3	4	31	0	0	3
Drew, Stephen	.375	3	8	1	3	2	0	0	2	0	0	0	1	4	0	0	1
Greenwell, Bo	.275	29	120	24	33	6	1	3	14	0	3	1	11	21	5	1	1
Guzman, Franklin	.241	39	141	23	34	11	0	3	11	4	1	0	10	40	6	0	6
Kapstein, Zach	.280	66	200	26	56	8	1	1	26	2	2	3	24	76	2	1	2
King, Aaron	.091	3	11	1	1	1	0	0	1	0	0	0	0	3	0	0	0
Lin, Tzu-Wei	.229	102	402	55	92	22	1	1	42	4	7	0	54	74	10	7	24
Lorenzana, Hector	.193	28	88	5	17	3	0	0	7	0	0	0	12	18	2	0	7
Loya, Jesus	.170	15	47	8	8	0	0	0	0	1	0	0	6	8	2	0	2
Mager, Kevin	.230	73	257	36	59	15	1	7	33	3	0	1	34	61	0	0	2
Margot, Manuel	.286	99	370	61	106	20	5	10	45	4	0	2	37	49	39	13	2
Mars, Danny	.167	10	36	4	6	0	0	0	0	1	0	0	3	6	4	0	0
Peralta, Aneudis	.269	30	93	11	25	5	0	0	7	0	0	0	6	24	2	1	7
Perkins, Kendrick	.296	51	169	23	50	10	1	6	26	1	2	6	10	71	2	2	3
Procyshen, Jordan	.300	9	30	2	9	1	0	1	3	0	0	0	3	8	0	0	2
Rider, Jimmy	.256	105	348	57	89	20	2	3	37	0	4	6	58	71	6	2	23
Rijo, Wendell	.254	111	409	56	104	27	6	9	46	2	2	4	56	103	16	6	21
Roberson, Tim	.238	71	269	29	64	16	0	8	32	0	1	2	24	64	0	0	5
Romanski, Jake	.270	78	300	30	81	16	2	1	44	3	3	1	24	39	10	5	7
Sturgeon, Cole	.284	48	183	28	52	10	0	2	25	2	2	3	16	31	4	1	2
Travis, Sam	.290	27	107	12	31	11	1	3	14	0	1	0	7	14	0	1	2
Weems, Jordan	.166	50	163	16	27	4	2	0	9	2	1	2	25	68	6	0	5
Witte, Jantzen	.330	65	233	50	77	24	2	8	54	0	8	5	36	56	4	3	4
Totals	.261	139	4640	660	1213	268	37	80	582	41	45	56	531	1049	132	54	152

PITCHER	W-L	ERA	G	GS	CG	SHO	SV	IP	H	R	ER	HR	HB	BB	SO	WP	BK
Adams, Mike	2-3	2.82	30	0	0	0	4	51.0	43	19	16	4	0	9	49	5	0
Alcantara, Mario	1-2	8.31	16	7	0	0	0	43.1	60	46	40	5	3	34	24	4	0
Aro, Jonathan	1-3	2.27	25	0	0	0	7	67.1	52	27	17	3	2	22	74	2	0
Ball, Trey	5-10	4.68	22	22	0	0	0	100.0	111	69	52	9	3	39	68	5	1
Buttrey, Ty	0-5	6.85	11	11	0	0	0	46.0	59	41	35	5	1	24	40	4	0
Callahan, Jamie	3-13	6.96	25	25	0	0	0	108.2	137	95	84	12	5	66	89	10	1
Dahlstrand, Jacob	5-5	2.93	22	1	0	0	3	73.2	75	29	24	2	3	20	54	5	0
Ely, John	1-0	5.63	6	0	0	0	0	8.0	11	5	5	0	1	5	7	1	0
Garcia, Jason	2-1	3.79	9	3	0	0	3	35.2	31	16	15	0	2	17	37	3	0
Gomez, Sergio	1-2	6.75	20	1	0	0	2	77.1	88	62	58	8	3	49	57	12	0
Grover, Taylor	1-5	4.73	20	0	0	0	1	45.2	39	26	24	7	2	13	43	7	0
Gunkel, Joe	3-0	2.28	17	5	0	0	2	51.1	26	15	13	3	6	11	62	4	0
Jimenez, Ellis	0-1	12.79	3	0	0	0	1	6.1	10	9	9	1	1	5	5	1	0
Kukuk, Cody	3-0	1.88	5	5	0	0	0	24.0	18	6	5	1	0	12	29	3	0
Light, Pat	2-0	4.15	3	3	0	0	0	17.1	15	9	8	1	0	4	19	0	0
McGrath, Daniel	6-6	4.07	19	19	1	0	0	97.1	80	51	44	9	2	52	81	9	0
Perez, Oscar	0-1	7.24	5	0	0	0	0	13.2	23	12	11	0	0	3	4	0	0
Rider, Jimmy	1-0	0.00	1	0	0	0	0	1.0	1	0	0	0	0	0	0	0	0
Ruiz, Pete	0-0	3.26	11	0	0	0	2	19.1	13	7	7	0	1	10	27	2	0
Smith, Myles	5-10	5.82	26	12	0	0	1	103.2	121	75	67	9	6	62	73	12	1
Stankiewicz, Teddy	11-8	3.72	25	25	0	0	0	140.1	141	64	58	9	2	29	102	8	1
Taveras, German	0-1	4.13	11	0	0	0	5	28.1	28	15	13	4	2	13	19	1	0
Velette, Raynel	7-3	3.04	23	0	0	0	0	47.1	45	21	16	1	3	28	36	4	1
Totals	60-79	4.63	139	139	1	6	31	1206.2	1227	719	621	93	48	527	999	102	5



LOWELL SPINNERS

New York-Penn League - Short-A
LeLacheur Park, 450 Aiken Street, Lowell, MA 01854

Owner/Chief Executive Officer	Drew Weber
President/General Manager	Tim Bawmann
Vice President of Corporate Communications	Jon Goode
Director, Media Relations	Jon Boswell
Manager	Joe Oliver
Pitching Coach	Lance Carter
Hitting Coach	Iggy Suarez
Athletic Trainer	Nick Faciana
Stadium (First Season/Capacity)	Edward LeLacheur Park (1998 / 5,030)
Media Relations Telephone/Fax	(978) 805-5117 / (978) 459-1674



Joe Oliver, Manager

OPENING DAY AGE: 49

BORN: July 24, 1965

RESIDES: Orlando, FL

MINOR LEAGUE MANAGERIAL RECORD: 37-38 (.493)

Joe enters his 2nd season at the helm for Lowell after making his managerial debut with the Spinners in 2014 as the club's 11th manager in franchise history.

A 12-year major league veteran, he was drafted by the Cincinnati Reds in the 1983 June Draft. Joe made his major league debut in 1989, was a member of the 1990 World Series Champion Reds, and was named the Reds MVP in 1993. He also played with the Milwaukee Brewers (1995), Detroit Tigers (1998), Seattle Mariners (1998, 2000), Pittsburgh Pirates (1999), New York Yankees (2001), and the Boston Red Sox (2001).

After his retirement, Joe coached at the youth and high school level, most recently coaching varsity baseball at Boone High School in Orlando, FL after also spending time at Bishop Moore Catholic High School (2012) and Pine Castle Christian Academy (2002-11).

Career Managerial Record

YEAR	CLUB	LEAGUE	W	L	PCT.	DIV.	PLAYOFFS
2014	Lowell	New York-Penn (A)	37	38	.493	(3rd)	



Lance Carter, Pitching Coach

OPENING DAY AGE: 40

BORN: December 18, 1974 in Bradenton, FL

RESIDES: Bradenton, FL

Lance enters his 1st season in the Red Sox organization as pitching coach for the Lowell Spinners. A right-handed pitcher, he was selected as a 2003 All-Star while with Tampa Bay. He played with Kansas City (1999), Tampa Bay (2002-05), and the Los Angeles Dodgers (2006) and spent the 2007 season with Nippon Professional Baseball's Orix Buffaloes in Japan.

He had previously served as a pitching coach in the Philadelphia Phillies minor league system from 2010-11 and as an assistant coach at the University of South Florida.

Lance and his wife, Maeve, reside in Bradenton, FL with their daughter, Langley.



Iggy Suarez, Hitting Coach

OPENING DAY AGE: 33

BORN: May 3, 1981 in New York, NY

RESIDES: Stafford, TX

Iggy enters his 1st season as hitting coach for the Lowell Spinners in 2015.

An infielder originally drafted by Boston in the 2003 June Draft, he spent 7 seasons playing in the Red Sox system from 2003-09 and 4 years in independent leagues from 2010-13.



Nick Faciana, Athletic Trainer

Nick enters his 2nd season as athletic trainer for Lowell. He previously served as a rehabilitation intern with the Philadelphia Phillies in 2013 and athletic trainer for Double-A Akron in the Cleveland Indians organization from 2010-12.

A native of Ohio, Nick earned his bachelor's and master's degrees from the University of Akron and served as a graduate assistant and interim athletic trainer for his alma mater's varsity football team from 2011-13.

2014 Lowell Spinners Season in Review

Record: 37-38, 3rd, 10.5 GB (Stedler Division)

Led by Joe Oliver in his managerial debut with Lowell, the Spinners finished the 2014 season with a 37-38 record, 3rd in the New York-Penn League's Stedler Division.

Lowell hitters led the league with 32 triples and ranked 2nd with a .267 team batting average. Club hurlers combined for a league-worst 4.20 ERA.

The Spinners led the Stedler Division with a regular-season attendance of 165,129 at LeLacheur Park. The mark was 2nd in the league.

SS Mauricio Dubon led the NYPL with 130 putouts at shortstop in a league-leading 338 chances. His .320 (82-for-256) average was 2nd in the league and 2nd in the Red Sox farm system. He finished the season with 8 doubles, 1 triple, 3 home runs, 34 RBI, 9 walks, and 40 runs scored in 66 games. Dubon led the team in games, 2nd in the NYPL, runs, and hits, and was 2nd in RBI and total bases (82).

Named the New York-Penn League Player of the Week for 7/21-27, Dubon hit .444 (12-for-27) with 2 home runs, 9 RBI, 6 runs, and 1 stolen base in that span. A Mid-Season All-Star, He was joined by teammates **3B Jordan Betts**, **OF Danny Mars**, and **RHP Carlos Pinales** as representatives of Lowell in the New York-Penn League All-Star Game for the North Division.

Betts hit .269 (65-for-242) with 17 doubles, 2 triples, 10 home runs, 40 RBI, 25 walks, 32 runs scored, and 76 strikeouts in 64 games for the Spinners. He led the team in doubles, home runs, RBI, total bases (40), and walks (tied), and ranked 2nd in hits.

In 44 games for Lowell, Mars hit .311 (55-for-177) with 9 doubles, 3 triples, 2 home runs, 17 RBI, and 14 walks. He ranked among team leaders in stolen bases (3rd, 12), total bases (3rd, 76), doubles (T-4th), and hits (T-4th).

Pinales led the New York-Penn League with 24 games finished and was tied for 1st in the league with 15 saves, 2nd in the Red Sox system. His 25 appearances were tied for 3rd among NYPL pitchers. Pinales finished the year with a 5.58 ERA (19 ER/30.2 IP). He walked 9 and struck out 24.

RHP Aaron Wilkerson was 5-1 with a 1.62 ERA (9 ER/50.0 IP), 54 strikeouts, and 11 walks in 8 starts for Lowell. Named the New York-Penn League Pitcher of the Week for 8/25-9/2, he held the Aberdeen IronBirds to 1 hit in 7.0 scoreless innings in his start during that span. He walked 1 and struck out 9.

LHP Jake Drehoff ranked among organizational leaders with a 3.54 ERA (8th, 27 ER/68.2 IP) and led the Spinners in starts (14) and innings pitched. He went 3-4 with 48 strikeouts and 23 walks for Lowell.

Lowell Spinners, Continued

2014 Batting and Pitching Statistics

PLAYER	AVG	G	AB	R	H	2B	3B	HR	RBI	SH	SF	HP	BB	SO	SB	CS	E
Bethea, Danny	.067	8	15	1	1	0	0	0	1	0	1	0	3	4	0	0	0
Betts, Jordan	.269	64	242	32	65	17	2	10	40	0	3	0	25	76	1	2	8
Brentz, Bryce	.125	2	8	2	1	0	0	0	1	0	1	0	1	2	0	0	0
Dubon, Mauricio	.320	66	256	40	82	8	1	3	34	4	5	0	9	26	7	8	18
Flores, Raymel	.282	61	206	31	58	6	3	1	12	6	1	4	16	67	14	4	8
Guzman, Franklin	.241	15	54	7	13	3	0	2	6	0	1	1	2	15	3	2	1
Hudson, Bryan	.237	52	194	27	46	5	3	0	11	1	0	1	25	43	8	5	1
Longhi, Nick	.330	30	109	19	36	10	1	0	10	0	1	0	11	22	0	3	3
Lopez, Deiner	.277	48	159	24	44	6	1	2	16	4	1	5	10	33	15	4	11
Mars, Danny	.311	44	177	28	55	9	3	2	17	2	0	2	14	37	12	6	0
McKeon, Alex	.000	2	5	0	0	0	0	0	0	0	0	2	0	1	0	0	0
Meyers, Mike	.215	56	209	25	45	6	9	0	27	0	3	1	9	52	5	3	2
Monge, Joseph	.288	31	111	17	32	9	1	0	10	3	3	4	3	31	4	2	0
Moore, Nick	.264	37	129	13	34	10	0	4	21	2	4	1	7	45	10	1	5
Peralta, Aneudis	.269	19	67	6	18	3	1	0	6	0	0	2	4	12	0	0	2
Procyshen, Jordan	.259	19	54	3	14	3	0	0	6	0	1	0	7	6	0	1	1
Sopilka, David	.153	27	85	3	13	1	0	1	10	2	0	2	2	25	2	0	3
Sturgeon, Cole	.276	7	29	3	8	0	2	0	5	0	0	1	0	5	2	0	1
Suarez, Alixon	.209	40	134	14	28	8	4	2	13	2	1	2	9	50	0	1	5
Tellez, Cisco	.250	37	120	13	30	4	0	0	11	2	2	1	13	27	0	1	2
Torres, Andres	.211	5	19	1	4	2	0	1	3	0	0	0	1	4	0	0	0
Travis, Sam	.333	40	165	28	55	5	1	4	30	1	0	4	4	18	5	1	6
Victorino, Shane	.000	4	9	0	0	0	0	0	0	0	0	0	2	2	0	0	1
Totals	.267	75	2556	337	682	115	32	32	290	29	28	33	177	603	88	44	89

PITCHER	W-L	ERA	G	GS	CG	SHO	SV	IP	H	R	ER	HR	HB	BB	SO	WP	BK
Alcantara, Mario	2-3	8.00	11	0	0	0	0	18.0	20	17	16	2	2	14	20	2	1
Buttrey, Ty	0-0	3.09	3	2	0	0	0	11.2	11	6	4	0	0	7	12	2	1
Drehoff, Jake	3-4	3.54	14	14	0	0	0	68.2	75	30	27	4	5	23	48	6	0
Ethington, Willie	2-1	4.66	6	2	0	0	0	19.1	22	11	10	1	3	8	12	0	0
Fernandez, Jeffry	0-3	5.30	4	4	0	0	0	18.2	22	14	11	2	2	6	4	1	2
Garcia, Edwar	0-0	7.67	16	0	0	0	1	27.0	31	26	23	1	2	18	26	4	0
Garcia, Jason	1-1	3.48	5	4	0	0	0	20.2	19	10	8	0	3	7	22	4	1
Harris, Ryan	0-0	7.71	4	0	0	0	0	4.2	4	4	4	0	2	3	3	1	0
Jerez, Williams	1-1	4.50	5	0	0	0	0	10.0	13	6	5	0	2	6	13	2	0
Jimenez, Ellis	4-2	3.90	17	0	0	0	1	32.1	30	18	14	0	3	14	22	4	0
Martinez, Enfember	1-0	3.28	16	0	0	0	0	24.2	23	9	9	1	1	15	15	2	0
McAvoy, Kevin	0-2	1.91	11	11	0	0	0	28.1	23	7	6	0	2	3	23	4	0
McEachern, Kuehl	1-1	2.93	13	0	0	0	2	27.2	28	12	9	0	0	4	22	2	0
Mercedes, Simon	0-0	1.64	3	1	0	0	0	11.0	13	2	2	0	0	3	5	1	0
Moore, Nick	0-0	9.00	1	0	0	0	0	1.0	2	3	1	0	0	1	0	0	0
Perez, Oscar	1-0	3.30	12	0	0	0	0	30.0	30	15	11	3	1	6	19	2	0
Perez, Randy	2-2	2.78	5	5	0	0	0	22.2	24	8	7	0	2	8	16	5	0
Pinales, Carlos	1-3	5.58	25	0	0	0	15	30.2	37	20	19	3	0	9	24	2	0
Quevedo, Heri	5-3	7.17	11	9	0	0	0	54.0	65	45	43	8	3	20	40	9	1
Reilly, Reed	0-1	3.89	10	10	0	0	0	39.1	43	18	17	2	2	6	30	3	0
Romero, Dioscar	0-0	0.00	1	1	0	0	0	3.2	1	0	0	0	0	4	3	2	0
Shepherd, Chandler	4-3	4.05	16	1	0	0	0	33.1	33	18	15	3	2	8	35	6	0
Show, Brandon	1-1	7.13	12	0	0	0	0	17.2	18	14	14	0	1	12	11	0	0
Smorol, Rob	0-4	4.18	17	1	0	0	0	32.1	27	18	15	2	0	18	22	1	0
Taveras, German	3-1	2.76	7	0	0	0	0	16.1	9	5	5	0	1	5	17	1	0
Whitson, Karsten	0-1	7.71	4	2	0	0	0	7.0	8	6	6	1	0	5	5	3	0
Wilkinson, Aaron	5-1	1.62	8	8	0	0	0	50.0	32	11	9	3	2	11	54	2	0
Totals	37-38	4.20	75	75	0	5	19	660.2	663	353	308	36	41	244	523	71	6



GULF COAST LEAGUE RED SOX

Gulf Coast League - Rookie
JetBlue Park, 1500 Fenway South Drive, Fort Myers, FL 33913

Director of Florida Operations	Katie Haas
Assistant Director of Florida Baseball Operations	Ethan Faggett
Minor League Equipment and Clubhouse Manager	Mike Stelmach
Manager	Tom Kotchman
Coach	Dave Tomlin
Pitching Coach	Dick Such/Glenn "Goose" Gregson
Hitting Coach	Junior Zamora
Athletic Trainer	Mauricio Elizondo
Strength and Conditioning Coach	Edgar Barreto
Stadium (First Season/Capacity)	JetBlue Park (2012 / 9,500)
Media Relations Telephone	(239) 226-6158



Tom Kotchman, Manager

OPENING DAY AGE: 60

BORN: August 14, 1954 in Grafton, ND

RESIDES: Seminole, FL

MINOR LEAGUE MANAGERIAL RECORD: 1,704-1,436 (.543)

Kotchman enters his 2nd season as manager for the GCL Red Sox after serving as a coach for the team in 2013 and will continue his work as a scout for the club serving as a crosschecker for the state of Florida. It is his 2nd stint with the organization having previously managed at the Single-A level in Winter Haven from 1982-83. Named the 2014 GCL Manager of the year, he was also the 2014 East Coast Scout of the Year by the Baseball Scout of the Year Program and received the Legends in Scouting Award from the Professional Baseball Scouts Foundation.

A veteran of 34 years as a minor league manager and scout, he spent 29 seasons in the Angels system, and owns a 1,706-1,436 (.543) career record, also managing in the Tigers (1980-81) organization. A Professional Baseball Scouts Hall of Famer, he has signed current major leaguers including Patrick Corbin, Howie Kendrick, Darren O'Day, Will Smith, Jeff Mathis, and Casey Kotchman.

Kotchman served as the manager of the Angels' Rookie-level affiliates in Provo and Orem, UT for 12 years, reaching the Pioneer League playoffs 11 times and winning the league's championship on 4 occasions and was inducted into The Pioneer League Hall of Fame in September 2013. He led his clubs to 19 playoff berths and 8 league titles after joining the Angels in 1984 and has his jersey retired with the Orem Owlz of the Pioneer League and Boise Hawks of the Northwest League.

Prior to his coaching career, Kotchman played 2 professional seasons in the Cincinnati system from 1977-78.

Kotchman and his wife, Susan, have 2 children, Casey and Christal. Casey, a 1st baseman, Spent Part Of The 2009 Season With Boston.

PLAYOFF PICTURE


In 2014, five Red Sox affiliates reached the playoffs, with both Triple-A Pawtucket and the Rookie-level Gulf Coast League Red Sox winning their league championships. The other three affiliates in the playoffs were Double-A Portland, High-A Salem, and Rookie-level Dominican Summer League.

It marked the Red Sox' most minor league teams in the playoffs since 1959, when 5 of the club's 6 affiliates did it: Triple-A Minnesota, Class-A Allentown, Class-B Raleigh, Class-D Corning, and Class-D Alpine. Boston's only non-playoff affiliate in 1959, Class-D Waterloo, led the Midwest League, but no playoffs were held.

Gulf Coast League Red Sox, Continued

Career Managerial Record

YEAR	CLUB	LEAGUE	W	L	PCT.	DIV.	PLAYOFFS
1979	Auburn	New York-Penn (A)	22	45	.328	(5th)	
1980	Bristol	Appalachian (R)	36	33	.522	(2nd)	
1981	Macon	South Atlantic (A)	62	79	.440	(3rd/5th)	lost to Modesto, 2-1 in semi-finals
1982	Winter Haven	Florida State (A)	59	74	.444	(5th/5th)	
1983	Winter Haven	Florida State (A)	49	84	.368	(5th/5th)	lost to Visalia, 3-1 in semi-finals
1984	Redwood	California (A)	91	48	.655	(2nd/1st)	
1985	Redwood	California (A)	70	76	.479	(4th/2nd)	
1986	Palm Springs	California (A)	87	55	.613	(1st/2nd)	
1987	Edmonton	Pacific Coast (AAA)	69	74	.483	(4th/4th)	
1988	Edmonton	Pacific Coast (AAA)	61	80	.433	(5th/4th)	
1989	Edmonton	Pacific Coast (AAA)	65	76	.461	(4th/4th)	
1990	Boise	Northwest (A)	53	23	.697	(1st)	lost to Spokane, 2-1 in finals
1991	Boise	Northwest (A)	50	26	.658	(1st)	def. Yakima, 2-0 in finals
1992	Boise	Northwest (A)	40	36	.526	(2nd)	
1993	Boise	Northwest (A)	41	35	.539	(1st)	def. Bellingham, 2-1 in finals
1994	Boise	Northwest (A)	44	32	.579	(1st)	def. Yakima, 2-1 in finals
1995	Boise	Northwest (A)	48	27	.640	(1st)	def. Bellingham, 2-1 in finals
1996	Boise	Northwest (A)	43	33	.566	(2nd)	
1997	Boise	Northwest (A)	51	25	.671	(1st)	lost to Portland, 3-2 in finals
1998	Boise	Northwest (A)	47	29	.618	(T-1st)	def. Spokane in 1-game playoff; lost to Salem-Keizer, 2-0 in finals
1999	Boise	Northwest (A)	43	33	.566	(2nd)	
2000	Boise	Northwest (A)	41	35	.539	(T-1st)	
2001	Provo	Pioneer (R)	53	23	.697	(1st/1st)	def. Casper, 2-0 in semi-finals; lost to Billings, 2-0 in finals
2002	Provo	Pioneer (R)	38	38	.500	(1st/2nd)	def. Ogden, 2-1 in semi-finals; lost to Great Falls, 2-1 in finals
2003	Provo	Pioneer (R)	54	22	.711	(1st/1st)	def. Ogden, 2-1 in semi-finals; lost to Billings, 2-0 in finals
2004	Provo	Pioneer (R)	44	32	.579	(1st/1st)	def. Idaho Falls, 2-1 in semi-finals; def. Billings, 2-0 in finals
2005	Orem	Pioneer (R)	38	38	.500	(2nd/1st)	def. Ogden, 2-1 in semi-finals; def. Helena 2-0 in finals
2006	Orem	Pioneer (R)	45	31	.592	(1st/1st)	lost to Idaho Falls, 2-0 in semi-finals
2007	Orem	Pioneer (R)	37	39	.487	(3rd/2nd)	def. Idaho Falls, 2-0 in semi-finals; def. Great Falls, 2-0 in finals
2008	Orem	Pioneer (R)	52	23	.693	(1st/1st)	def. Ogden, 2-1 in semi-finals; lost to Great Falls, 2-1 in finals
2009	Orem	Pioneer (R)	51	25	.671	(3rd/1st)	def. Ogden, 2-0 in semi-finals; def. Missoula, 2-1 in finals
2010	Orem	Pioneer (R)	39	36	.520	(2nd/2nd)	lost to Ogden, 2-1 in semi-finals
2011	Orem	Pioneer (R)	46	30	.605	(1st/1st)	lost to Ogden, 2-1 in semi-finals
2012	Orem	Pioneer (R)	35	41	.461	(3rd/3rd)	
2014	Red Sox	Gulf Coast (R)	36	24	.600	(1st)	def. GCL Cardinals 1-0 in semi-finals; def. GCL Yankees 2-1 in finals
Career Totals (35 years)			1740	1460	.543		



Dave Tomlin, Coach

OPENING DAY AGE: 65

BORN: June 22, 1949 in Maysville, KY

RESIDES: Manchester, OH

Dave begins his 5th season as a coach for the Gulf Coast League Red Sox after managing the club to a combined 151-128 (.541) record from 2006-10, including 4 finishes over .500 and a 31-28 (.525) mark in 2010. He guided the team to a league championship in his 2006 managerial debut and previously served as pitching coach for the GCL Red Sox in 2005. He also held positions as pitching coach for the Lowell Spinners (2000-01, 2004), Sarasota Red Sox (1999) and GCL Red Sox (1998).

Dave joined the Red Sox after 3 years as a roving minor league pitching coach for the Atlanta Braves (1995-97) and 7 years as an instructor and coach in the Montreal Expos system (1988-94). He served as pitching coach for Montreal's Single-A West Palm Beach affiliate from 1988-89 and spent the next 4 years as the Expos' pitching instructor in the GCL. In 1994, Dave was the pitching coach for the Expos' Double-A Harrisburg club.

Selected by Cincinnati in the 29th round of the 1967 June draft, the left-hander went 25-12 with 12 saves and a 3.82 ERA in 409 major league outings (1 start) over 13 seasons with Cincinnati (1972-73, 1978-80), San Diego (1974-77), Montreal (1982, 1986), and Pittsburgh (1983, 1985).

Tomlin and his wife, Trudy, reside in Manchester, OH and operate 310 acres at Briteleaffarms where they raise beef cattle, corn, and soybeans.

Glenn (Goose) Gregson, Pitching Coach - See Page 480

Gulf Coast League Red Sox, Continued



Dick Such, Pitching Coach

OPENING DAY AGE: 70

BORN: October 15, 1944 in Sanford, NC

RESIDES: Sanford, NC

Dick enters his 7th season as a pitching coach in the Red Sox farm system and his 3rd for the GCL Red Sox after serving in the same capacity with Greenville (2011-12) and Salem (2009-10). Last year, GCL hurlers allowed the fewest runs (204) and earned runs (159) in the league. In 2009, he led Salem to a league-best 1,113 strikeouts and a 3.80 ERA, 3rd in the circuit. He previously served as a pitching coach in the independent Atlantic League for 3 seasons including 2 years with the Camden Riversharks from 2007-08.

The North Carolina native worked as a pitching coach for the Minnesota Twins for 17 years from 1985-2001, helping the club to 2 World Series championships in 1987 and 1991, and for the Texas Rangers from 1983-85.

As a right-handed pitcher, he made 21 appearances for manager Ted Williams and the Washington Senators in 1970, his only season at the major league level.

Dick resides in Sanford, NC with his wife, Pamela Geisinger Such.



Junior Zamora, Hitting Coach

OPENING DAY AGE: 38

BORN: May 3, 1976 in San Pedro de Macoris, DR

RESIDES: San Pedro de Macoris, DR

Junior begins his 1st season as hitting coach for the GCL Red Sox after 7 seasons as bench coach for the DSL Red Sox. He made his professional coaching debut with the DSL Red Sox in 2008 following a 13-year minor league career in the Mets, Angels, and Astros systems.

The former 3rd baseman signed with the Mets as a non-drafted free agent on 9/30/93 and advanced as high as Triple-A, appearing in 6 games for the Angels' Salt Lake affiliate in 2001. He spent his last professional season with the New Haven County Cutters of the independent Can-Am League in 2007 and posted a .255 (794-for-3,111) lifetime average with 87 homers and 445 RBI.



Edgar Barreto, Strength and Conditioning Coach

Edgar enters his 2nd season with the GCL Red Sox as the team's strength and conditioning coach in a full-time capacity. He previously interned with the GCL Red Sox (2013), Portland Sea Dogs (2012) and the DSL Red Sox (2010) in the same capacity. Edgar graduated with a bachelor's degree in human performance from Florida Gulf Coast University.

Mauricio Elizondo, Athletic Trainer - See Page 481

2014 Gulf Coast League Red Sox Season in Review

Record: 36-24, 1st, 4.0 GA (South Division)

In his 1st season as manager for the Gulf Coast Red Sox, Tom Kotchman led the club to the GCL championship title and a 1st-place finish in the league's South Division at 36-24. The Red Sox defeated the GCL Cardinals in the 1st round of the Gulf Coast League playoffs before defeating the GCL Yankees, 2-1, in the best-of-3 finals.

GCL Red Sox hurlers led the league and the Red Sox system with a 2.83 ERA, and ranked T-3rd in the GCL in saves with 17. The team allowed the fewest runs (204) in the league and the fewest earned runs (159). They allowed the 2nd-fewest walks with 150. The club hit .250 as a team and led the league with 263 RBI and ranked 3rd with 109 doubles.

Gulf Coast League Red Sox, Continued

2014 Batting and Pitching Statistics

PLAYER	AVG	G	AB	R	H	2B	3B	HR	RBI	SH	SF	HP	BB	SO	SB	CS	E
Acosta, Victor	.268	42	149	31	40	11	0	2	21	2	1	4	14	30	13	1	9
Austin, Jordan	.163	31	86	14	14	4	1	0	7	1	0	3	11	43	5	0	1
Basabe, Luis Alexander	.248	32	105	15	26	5	0	1	13	1	3	1	13	23	2	4	0
Brentz, Bryce	.056	7	18	1	1	1	0	0	0	0	0	0	3	5	0	0	0
Chavis, Michael	.269	39	134	21	36	12	3	1	16	0	0	1	15	38	5	3	7
Devers, Rafael	.312	42	157	21	49	11	2	4	36	0	1	2	14	30	1	0	10
Fisher, Devon	.210	22	62	8	13	1	0	0	6	0	0	0	15	13	0	0	4
Gravel, Simon	.267	6	15	2	4	0	0	0	3	0	0	0	3	1	0	0	0
Guerra, Javier	.269	51	201	21	54	14	4	2	26	1	0	0	5	42	1	5	11
Hill, Tyler	.000	4	7	1	0	0	0	0	0	0	0	1	1	2	0	1	0
Kemp, Trenton	.225	38	120	21	27	8	0	3	20	0	0	3	12	36	3	2	1
Lavarney, Ryan	.400	2	5	1	2	1	0	0	2	0	0	0	1	1	0	0	0
Lorenzana, Hector	.167	8	24	5	4	0	0	0	1	0	0	1	4	6	0	1	0
McKeon, Alex	.250	26	56	6	14	5	0	0	6	0	0	2	3	9	0	0	1
Miller, Derek	.281	54	192	31	54	12	0	1	24	0	0	6	27	34	15	5	2
Monge, Joseph	.266	19	64	19	17	4	1	2	17	0	0	4	9	14	5	1	1
Moore, Ben	.288	28	80	20	23	4	1	0	16	0	1	5	12	12	1	0	5
Nunez, Jhon	.293	16	41	6	12	4	0	0	4	0	1	0	6	8	0	1	0
Ockimey, Josh	.188	36	112	17	21	3	1	0	10	0	1	3	14	37	1	0	6
Oliveras, Rafael	.260	39	127	23	33	4	0	0	14	4	1	4	17	18	3	1	3
Pena, Darwin	.200	39	105	10	21	2	0	0	13	0	5	1	12	24	0	1	3
Rivera, Jeremy	.178	14	45	9	8	2	0	0	6	0	0	1	5	9	2	0	1
Vinicio, Jose	.429	5	14	3	6	1	1	0	2	1	1	0	7	2	4	3	0
Totals	.250	60	1919	306	479	109	14	16	263	10	15	42	223	437	61	29	77
PITCHER	W-L	ERA	G	GS	CG	SHO	SV	IP	H	R	ER	HR	HB	BB	SO	WP	BK
Almonte, Jose	2-3	3.02	11	8	0	0	0	47.2	46	20	16	3	2	17	33	1	0
Beeks, Jalen	0-0	0.00	2	0	0	0	0	5.0	3	0	0	0	0	0	8	0	0
Buttrey, Ty	0-0	1.80	2	2	0	0	0	5.0	2	1	1	0	1	1	4	0	0
Cosart, Jake	0-1	2.25	7	7	0	0	0	16.0	7	7	4	0	2	11	16	1	0
Couch, Keith	0-0	0.00	2	2	0	0	0	6.1	3	0	0	0	1	0	6	0	0
Fernandez, Jeffrey	1-1	4.71	9	8	0	0	0	36.1	31	21	19	1	7	6	22	7	0
Garcia, Carlos	1-1	3.32	14	0	0	0	2	21.2	22	8	8	0	4	12	13	2	0
Goetze, Pat	1-3	3.72	13	0	0	0	3	29.0	33	16	12	0	6	3	20	1	0
Gomez, Sergio	0-1	6.00	3	2	0	0	0	6.0	7	4	4	0	0	2	9	1	0
Gunn, Michael	0-0	3.60	3	0	0	0	0	5.0	4	2	2	0	0	3	4	0	0
Heras, Kevin	3-0	0.00	14	0	0	0	2	27.1	21	6	0	0	0	4	16	2	0
Jerez, Williams	3-1	2.22	9	0	0	0	1	24.1	20	8	6	0	2	5	27	2	2
Jimenez, Dedgar	5-2	3.28	11	10	0	0	0	49.1	54	26	18	3	1	8	37	3	0
Kopech, Michael	0-1	4.61	8	8	0	0	0	13.2	11	7	7	0	0	9	16	0	0
McEachern, Kuehl	1-0	0.00	4	0	0	0	2	5.2	3	0	0	0	0	0	3	0	0
Nunez, Taylor	0-2	2.30	11	0	0	0	2	15.2	9	8	4	0	4	9	13	4	0
Pimentel, Yankory	3-0	2.93	13	0	0	0	1	30.2	27	13	10	0	1	7	25	1	0
Ramos, Luis	4-3	2.93	12	1	0	0	0	43.0	40	15	14	0	1	7	29	5	0
Rodriguez, Javier	8-0	1.44	10	3	0	0	0	43.2	32	10	7	0	0	21	34	2	2
Speier, Gabe	3-0	1.55	9	6	0	0	0	29.0	22	6	5	0	3	1	26	3	0
Steen, Kevin	0-1	4.50	3	2	0	0	0	6.0	8	4	3	0	0	2	5	2	0
Trader, K.J.	0-3	5.65	12	0	0	0	3	14.1	13	9	9	1	1	15	10	6	0
Villarreal, Brayan	0-0	0.00	3	1	0	0	0	4.0	3	0	0	0	0	1	6	0	0
Williams, Jalen	1-1	4.35	10	0	0	0	1	20.2	23	13	10	0	3	6	12	3	0
Totals	36-24	2.83	60	60	0	5	17	505.1	444	204	159	8	39	150	394	46	4



DOMINICAN SUMMER LEAGUE RED SOX

Dominican Summer League - Rookie
carr. Mella KM 23.5, El Toro, DR

Director, Dominican Academy	Jesus Alou
Assistant Director, Dominican Academy	Javier Hernandez
Manager	Jose Zapata
Pitching Coach	Randor Bierd/Oscar Lira
Coaching Assistant	Claudio Sanchez
Hitting Coach	Ozzie Chavez/Wilton Veras
Coach	Aly Gonzaez
Strength and Conditioning Coach	Antonio Diaz
Athletic Trainer	Guillermo Hinojosa
Telephone	(809) 450-5400

Jesus Alou, Director, Dominican Academy



Jesus enters his 14th season as the Director of Boston's Dominican Academy having served in that role since 2002. He has been involved in baseball as a player, coach and scout for over 50 years.

Originally signed by San Francisco as a pitcher in 1958, Alou converted to outfield the following year and played 15 seasons in the majors with the Giants (1963-68), Astros (1969-73, 78-79), Athletics (1973-74), and Mets (1975). He played with his brothers, Felipe and Matty, on the Giants from 1963-65 and on 9/15/63, they became the only 3 siblings ever to play the outfield together in a big league game. He won 2 world championships with the A's in 1973 and 1974. In his final 2 seasons with the Astros, he

served as a player/coach.

Jose Zapata, Manager



OPENING DAY AGE: 44

BORN: September 15, 1970 in San Pedro de Macoris, DR

RESIDES: San Pedro de Macoris, DR

MINOR LEAGUE MANAGERIAL RECORD: 439-380 (.536)

Jose begins his 9th season as both the Red Sox Latin American Field Coordinator and manager of the Dominican Summer League affiliate after guiding the club to a 50-19 record in 2014. He was selected as manager of the American League DSL All-Star Team in 2009 and led the DSL Red Sox to a 44-25 mark that summer, breaking the club

record for wins in a season for the 2nd straight year (43 wins in 2008). He skippered the Marlins' DSL club from 2003-06.

Zapata played professionally in the Expos minor league system from 1991-93. He served as the hitting coach for the Dominican Summer League Expos from 1994-2000 and for Short-A Vermont in 2001. He coached the Marlins' Short-A Jamestown affiliate and worked as an infield instructor in the DSL in 2002.

Career Managerial Record

YEAR	CLUB	LEAGUE	W	L	PCT.	DIV.	PLAYOFFS
2003	Marlins	Dominican Summer	18	48	.273	(5th)	
2004	Marlins	Dominican Summer	29	36	.446	(3rd)	
2005	Marlins	Dominican Summer	27	31	.467	(3rd)	
2006	Marlins	Dominican Summer	28	42	.400	(3rd)	
2007	Red Sox	Dominican Summer	38	31	.551	(4th)	
2008	Red Sox	Dominican Summer	43	27	.614	(3rd)	
2009	Red Sox	Dominican Summer	44	25	.638	(3rd)	
2010	Red Sox	Dominican Summer	37	35	.514	(6th)	
2011	Red Sox	Dominican Summer	38	22	.527	(4th)	
2012	Red Sox	Dominican Summer	41	29	.586	(4th)	
2013	Red Sox	Dominican Summer	46	24	.657	(1st)	def. DSL Giants, 2-0 in 1st round, lost to DSL Rangers, 2-0 in semi-finals.
2014	Red Sox	Dominican Summer	50	19	.725	(1st)	def. DSL Royals, 2-1 in semi-finals, lost to DSL Rangers, 3-1 in finals.
Career Totals (12 years)			439	380	.536		

DSL Red Sox

Dominican Summer League Red Sox, Continued



Rador Bierd, Pitching Coach

OPENING DAY AGE: 31

BORN: March 14, 1984 in Santo Domingo, DR

RESIDES: Santo Domingo, DR

Rador begins his 1st season as pitching coach for the DSL Red Sox, his coaching debut in the Red Sox organization.

A right-handed pitcher, he pitched professionally over eight seasons (2003-10), including his final year in the United States with the Pawtucket Red Sox in 2010.



Oscar Lira, Pitching Coach

OPENING DAY AGE: 32

BORN: July 17, 1982 in Caracas, VZ

RESIDES: Caracas, VZ

Oscar enters his 4th season as pitching coach for the Dominican Summer League Red Sox after serving as the club's assistant pitching coach in 2011. He helped lead club hurlers to a 2.79 ERA in 2014.

Oscar was signed by the Montreal Expos in 2001 and compiled an 8-19 record with a 4.62 ERA in 97 career minor league games (28 starts) over 6 seasons in the Montreal/Washington organization from 2001-06. He also pitched professionally in Italy, Venezuela, and Curacao.



Ozzie Chavez, Hitting Coach

OPENING DAY AGE: 31

BORN: July 13, 1983 in Santo Domingo, DR

RESIDES: Santo Domingo, DR

Ozzie begins his 1st season as hitting coach with the DSL Red Sox and his 1st in the Red Sox system.

An infielder, he spent his minor league career with the Milwaukee Brewers (2001-08, 2013), Philadelphia Phillies (2009-11) and Chicago White Sox (2011) organizations.



Wilton Veras, Hitting Coach

OPENING DAY AGE: 38

BORN: January 19, 1977 in San Pedro de Macoris, DR

RESIDES: Montecristi, DR

Wilton enters his 4th season with the Dominican Summer League Red Sox after making his coaching debut with the Sox in 2012.

A 3rd baseman, he signed with Boston as an international free agent in 1995 and played parts of 2 major league seasons for the Red Sox from 1999-2000. Following a 9-year career in affiliated baseball, including the 2003 season with the Milwaukee Brewers organization, he also played in independent leagues (2004, 2006-07), as well as in Mexico (2004, 2008), and Taiwan (2008-10).



Aly Gonzalez, Coach

OPENING DAY AGE: 24

BORN: February 9, 1991 in Barquisimeto, VZ

RESIDES: Barquisimeto, VZ

Aly enters his 3rd season as a Dominican Summer League coach after serving as a player/coach for the DSL Red Sox in 2012.

He played 3 seasons with Boston's DSL club from 2009-11, appearing at catcher, 1st base, 3rd base, and in the outfield.

Dominican Summer League Red Sox, Continued



Antonio Diaz, Strength and Conditioning Coach

Antonio enters his 20th consecutive season in the Red Sox organization, his 8th as strength and conditioning coach for the club's Dominican Summer League affiliate. He served the previous 12 years as athletic trainer for all Red Sox Dominican Summer and assorted Winter League clubs.

The Dominican resident annually attends Spring Training to assist with the medical needs for the Red Sox Latin program.



Guillermo Hinojosa, Athletic Trainer

Guillermo returns for his 6th season as athletic trainer for the Red Sox DSL squad. He served as an athletic trainer with Caracas Leones of the Venezuelan Baseball League from 2008-09 and has worked with national amateur teams in Venezuela since 2000.

Born in Los Teques, Venezuela, Hinojosa attended Instituto Pedagogico de Caracas with a specialization in physical education and sport.

Javier Hernandez, Assistant Director, Dominican Academy



2014 Dominican Summer League Red Sox Season in Review

Record: 50-19, 1st, 4.0 GA (Boca Chica North Division)

The DSL Red Sox went 50-19, the club's 8th straight winning season since Jose Zapata took the helm. The team defeated the DSL Royals, 2-1 in semi-finals and lost to DSL Rangers, 3-1 in final round of the Dominican Summer League playoffs.

Dominican Summer League Red Sox, Continued

2014 Batting and Pitching Statistics

PLAYER	AVG	G	AB	R	H	2B	3B	HR	RBI	SH	SF	HP	BB	SO	SB	CS	E
Aybar, Yoan	.271	56	214	33	58	12	9	0	26	1	1	4	11	54	7	6	1
Baldwin, Roldani	.269	65	242	36	65	10	3	4	42	0	1	7	27	41	3	1	11
Barriento, Juan	.255	26	102	14	26	0	1	1	11	0	0	1	6	16	2	1	2
Basabe, Luis Alejandro	.222	30	99	19	22	3	1	0	6	3	0	2	28	25	9	1	5
Basabe, Luis Alexander	.284	40	148	38	42	7	11	0	26	0	3	3	30	36	13	2	2
Benoit, Luis	.188	34	85	20	16	2	2	1	12	1	0	7	15	26	3	5	8
Carrizalez, Gerardo	.231	46	147	25	34	10	1	1	23	3	3	4	17	37	3	1	8
Devers, Rafael	.337	28	104	26	35	6	3	3	21	0	2	1	21	20	4	1	8
Hernandez, Juan	.300	42	140	23	42	2	1	0	15	3	1	2	20	19	10	5	3
Lameda, Raiwinson	.307	51	199	39	61	7	4	2	32	2	4	5	14	27	13	6	2
Lozada, Jose	.242	28	66	18	16	1	1	0	7	0	1	0	15	19	4	0	7
Lucena, Isaias	.272	41	147	17	40	13	1	0	22	0	1	1	28	31	3	0	2
Miranda, Samuel	.241	26	87	11	21	5	0	0	12	1	2	4	7	11	3	1	2
Nieva, Fabian	.000	9	15	1	0	0	0	0	0	0	0	1	0	14	0	0	0
Perez, Jesus	.233	37	129	24	30	9	2	1	20	0	2	7	13	61	3	3	4
Toribio, Rafael	.149	31	94	10	14	2	1	0	12	2	2	2	8	25	3	3	6
Tovar, Carlos	.241	65	245	46	59	10	3	2	22	6	2	7	36	44	11	4	14
Urena, Pablo	.207	30	87	13	18	3	1	1	10	0	2	1	4	23	3	2	2
Yovera, Luis	.268	23	56	7	15	1	0	2	7	1	0	2	7	14	0	0	2
Totals	.255	70	2406	420	614	103	45	18	326	23	27	61	307	543	97	42	97

PITCHER	W-L	ERA	G	GS	CG	SHO	SV	IP	H	R	ER	HR	HB	BB	SO	WP	BK
Ardiles, Yeferson	3-1	4.74	12	1	0	0	1	24.2	26	14	13	2	3	11	19	4	1
Bautista, Gerson	2-1	1.03	13	12	0	0	0	61	37	15	7	1	2	21	32	8	1
Caceres, Carlos	4-0	1.57	17	0	0	0	6	28.2	22	10	5	1	2	17	25	1	0
De Jesus, Enmanuel	5-5	3.15	14	14	0	0	0	60	55	28	21	2	7	18	55	8	1
Diaz, Jhonathan	6-2	1.63	14	14	0	0	0	66.1	46	15	12	1	3	16	54	8	0
El Halaby, Samir	2-1	4.28	17	0	0	0	2	33.2	48	28	16	2	1	7	20	8	0
Gonzalez, Daniel	9-0	2.25	15	15	0	0	0	72	61	20	18	2	3	14	56	3	0
Hernandez, Darwinson	1-1	2.89	14	1	0	0	0	28	24	12	9	0	4	19	15	8	1
Lacrus, Shair	3-1	3.72	13	4	0	0	0	36.1	31	17	15	1	0	12	23	8	0
Lantigua, Marcos	0-0	7.5	8	0	0	0	1	12	13	16	10	0	1	13	10	4	0
Martinez, Algenis	6-2	1.85	20	0	0	0	6	58.1	39	13	12	2	5	15	49	6	0
Mendoza, Ritzi	4-1	3.4	12	9	0	0	1	45	46	21	17	1	2	16	23	4	0
Perez, Juan	0-1	7.46	12	0	0	0	0	25.1	29	23	21	3	2	17	13	3	0
Requena, Hildemaro	1-0	1.17	5	0	0	0	0	7.2	8	5	1	0	0	7	6	7	0
Rodriguez, Alejandro	2-1	4.5	10	0	0	0	1	20	18	11	10	2	1	7	16	2	0
Tena, Francisco	0-0	0	5	0	0	0	1	7.1	2	0	0	0	1	5	5	2	0
Torrealba, Jervis	2-2	1.8	18	0	0	0	4	50	28	11	10	1	1	18	44	5	0
Totals	50-19	2.79	70	70	0	4	23	636.1	533	259	197	21	38	233	465	89	4

2015 Minor League Players (As of 2/21/15)

ACOSTA, Victor Jesus

2B/3B

HT: 5-11; **WT:** 180; **BATS:** Right; **THROWS:** Right; **BORN:** 6/2/1996 in Maturin, VZ; **RESIDES:** Maturin, VZ; **SIGNED BY:** Fernando Veracierto; **ACQUIRED:** Signed by the Red Sox as an international free agent, 10/17/2012.

2014: Split time between 2B (21 G) and 3B (21 G) in 42 games for the GCL Red Sox...Tied for the club lead with 31 R, ranked 2nd with 13 SB, and T-3rd in games played...Hit .390 (23-for-59) in August, the 2nd-best mark in the GCL, and was named the Red Sox Minor League Base Stealer of the Month for August/September after stealing 10 bases without being caught...Hit .375 (6-for-16) over 4 postseason games for the GCL champion Red Sox...**2013:** Named the Red Sox Latin Program Player of the Year after hitting .256 (60-for-234) with 11 2B, 8 HR, and 39 RBI in 63 games for the DSL Red Sox...T-3rd among DSL leaders in HR and was selected as a DSL All-Star...Paced the club in AVG, RBI, HR, and total bases (97).

YEAR	CLUB	AVG	G	AB	R	H	2B	3B	HR	RBI	SH	SF	HP	BB	SO	SB	CS	E
2013	DSL Red Sox	.256	63	234	26	60	11	1	8	39	0	2	3	25	23	9	2	18
2014	GCL Red Sox	.268	42	149	31	40	11	0	2	21	2	1	4	14	30	13	1	9
Minor League Totals		.261	105	383	57	100	22	1	10	60	2	3	7	39	53	22	3	27

ADAMS, Michael Beau (Mike)

LHP

HT: 6-3; **WT:** 235; **BATS:** Left; **THROWS:** Left; **BORN:** 10/4/1990 in Tampa, FL; **RESIDES:** Weeki Wachee, FL; **SIGNED BY:** Tom Kotchman; **ACQUIRED:** Red Sox 7th pick (7th round, 203rd overall) in the 2013 June Draft.

2014: Led Single-A Greenville pitchers with 30 appearances, all in relief...Among players with at least 25.0 IP, also ranked among team leaders in ERA (3rd, 2.82), saves (3rd, 4), WHIP (2nd, 1.02), and opponent AVG (3rd, .213)...Appeared in 7 games from 7/21 through the end of the season (15.2 IP), surrendering 0 R over that span (16 SO, 1 BB)...**2013:** Made pro debut with Short-A Lowell...**PERSONAL:** Named a Division II All-American at the University of Tampa as a junior in 2013 (2.10 ERA, 64.1 IP, 77 SO).

YEAR	CLUB	W-L	ERA	G	GS	CG	SHO	SV	IP	H	R	ER	HR	HB	BB	SO	WP	BK
2013	Lowell	0-1	5.27	8	0	0	0	1	13.2	18	9	8	1	1	0	12	1	0
2014	Greenville	2-3	2.82	30	0	0	0	4	51.0	43	19	16	4	0	9	49	5	0
Minor League Totals		2-4	3.34	38	0	0	0	5	64.2	61	28	24	5	1	9	61	6	0

ALCANTARA, Mario Julio

RHP

HT: 6-2; **WT:** 225; **BATS:** Right; **THROWS:** Right; **BORN:** 12/27/1992 in Santo Domingo, DR; **RESIDES:** Bajos De Haina, DR; **SIGNED BY:** Manny Nanita; **ACQUIRED:** Signed by the Red Sox as an international free agent, 7/2/2009.

2014: Split the season between Single-A Greenville and Short-A Lowell, combining to go 3-5 with an 8.22 ERA (56 ER/61.1 IP) in 27 games (7 GS)...Made 7 starts for the Drive to begin the season from 4/8-5/12...Appeared exclusively out of the bullpen the remainder of the season...Spent time on the disabled list from 5/19-6/7...Transferred to Lowell on 7/7, appearing in 11 games for the club...**2013:** Spent the season at Short-A Lowell, where he tied for the club lead in wins (5)...Allowed 2 ER or fewer in 10 of 14 games...**2012:** Paced the GCL Red Sox and tied for the league lead with 12 starts...Made 1st career relief appearance on 7/10 at the GCL Twins...Allowed 2 R in 14.2 IP (1.27 ERA) over his final 4 starts of the season from 8/8-25...**2011:** Held opponents to a .238 clip (44-for-185), the 3rd-lowest mark in the GCL among qualifying starters...Tied for the club lead with 11 starts and ranked 2nd with 51.2 IP...**2010:** Made pro debut with the DSL Red Sox...Tied for the club lead with 14 starts.

YEAR	CLUB	W-L	ERA	G	GS	CG	SHO	SV	IP	H	R	ER	HR	HB	BB	SO	WP	BK
2010	DSL Red Sox	1-7	4.55	14	14	0	0	0	55.1	62	39	28	0	9	21	30	10	0
2011	GCL Red Sox	2-6	4.18	11	11	0	0	0	51.2	44	31	24	2	9	20	24	9	0
2012	GCL Red Sox	3-2	5.15	13	12	0	0	0	43.2	44	27	25	4	8	35	38	5	0
2013	Lowell	5-5	4.17	14	9	0	0	0	58.1	61	42	27	2	9	29	46	6	1
2014	Greenville	1-2	8.31	16	7	0	0	0	43.1	60	46	40	5	3	34	24	4	0
	Lowell	2-3	8.00	11	0	0	0	0	18.0	20	17	16	2	2	14	20	2	1
Minor League Totals		14-25	5.33	79	53	0	0	0	270.1	291	202	160	15	40	153	182	36	2

ALLDAY, Forrest E.

OF

HT: 5-11; **WT:** 185; **BATS:** Left; **THROWS:** Left; **BORN:** 4/24/1991 in Galveston, TX; **RESIDES:** Friendswood, TX; **SIGNED BY:** Chris Mears; **ACQUIRED:** Red Sox 8th pick (8th round, 233rd overall) in the 2013 June Draft.

2014: Spent entire season with Single-A Greenville, but was limited to 52 games because of 2 stints on the disabled list...Ranked 3rd on the club with a .380 OBP (min. 100 AB)...Tallied multiple hits in 9 of 21 games from 5/11-6/2, hitting .324 (23-for-71) with a .442 OBP over that stretch...Landed on the DL on 7/7...Activated on 7/27, but appeared in just 1 game before being placed on the DL again on 8/2 and missing the remainder of the season...**2013:** Debuted with Short-A Lowell, posting a team-high .418 OBP (min. 10 AB) in 38 games...Reached base safely in his first 12 games of the season, going 12-for-37 (.324) with a .500 OBP...**PERSONAL:** As a senior at the University of Central Arkansas in 2013, led the Bears in AVG (.365), OBP (.503), SLG (.472), runs (59), hits (85), total bases (110), and BB (53).

YEAR	CLUB	AVG	G	AB	R	H	2B	3B	HR	RBI	SH	SF	HP	BB	SO	SB	CS	E
2013	Lowell	.267	38	135	23	36	5	1	0	11	0	0	8	27	27	8	3	3
2014	Greenville	.274	52	186	29	51	12	2	0	18	9	2	8	25	42	5	6	4
Minor League Totals		.271	90	321	52	87	17	3	0	29	9	2	16	52	69	13	9	7

ALMONTE, Jose Ramon

RHP

HT: 6-2; **WT:** 185; **BATS:** Right; **THROWS:** Right; **BORN:** 9/8/1995 in Santo Domingo, DR; **RESIDES:** Santo Domingo, DR; **SIGNED BY:** Manny Nanita; **ACQUIRED:** Signed by the Red Sox as an international free agent, 7/2/2012.

2014: Appeared in 11 games (8 starts) for the GCL Red Sox, ranking among team leaders in IP (2nd, 47.2) and SO (3rd, 33)...Worked at least 3.2 innings in each of his outings, including 3 relief appearances...Allowed 2 ER or fewer in every start...Held lefties to a .217 AVG...Made 1 postseason appearance, allowing 1 run over 4.0 innings of relief and earning a save...**2013:** Made pro debut with the DSL Red Sox...Surrendered just 2 ER over his 1st 18.0 IP from 6/3-26 (1.00 ERA).

Minor League Players, Continued

YEAR	CLUB	W-L	ERA	G	GS	CG	SHO	SV	IP	H	R	ER	HR	HB	BB	SO	WP	BK
2013	DSL Red Sox	3-3	2.50	12	12	0	0	0	50.1	38	21	14	1	5	22	43	9	2
2014	GCL Red Sox	2-3	3.02	11	8	0	0	0	47.2	46	20	16	3	2	17	33	1	0
Minor League Totals		5-6	2.76	23	20	0	0	0	98.0	84	41	30	4	7	39	76	10	2

ARO, Jonathan Arturo

RHP

HT: 6-0; **WT:** 235; **BATS:** Right; **THROWS:** Right; **BORN:** 10/10/1990 in La Vega, DR; **RESIDES:** La Vega, DR; **SIGNED BY:** Victor Torres; **ACQUIRED:** Signed by the Red Sox as an international free agent, 6/6/2011.

2014: Spent majority of season with Single-A Greenville, where he made 25 appearances, all in relief...Named a South Atlantic League mid-season All-Star and the Red Sox Minor League Relief Pitcher of the Month for April...Also pitched in 7 games (1 GS) for High-A Salem...Combined to go 3-3 with 8 saves, a 2.16 ERA (21 ER/87.1 IP), and 98 SO compared to 29 BB...Among pitchers with at least 55.0 IP, paced Greenville in ERA (2.27), WHIP (1.10), opponent AVG (.211), and saves (7), and ranked among club leaders in appearances (T-3rd) and SO (4th, 74)...Promoted to Salem on 7/29 and made 7 appearances for the club...Made only start of the season in last outing on 8/30 at Wilmington (5.0 IP, 3 H, 0 R, 6 SO)...**2013:** Posted the 2nd-lowest ERA on Short-A Lowell with a 2.14 mark (min. 50 IP)...Limited opponents to 2 ER or fewer in all 15 appearances...Made only start of the season on 7/2 vs. Connecticut (5.2 IP, 1 R, 0 ER)...**2012:** Spent season with the GCL Red Sox...Allowed 2 hits over 5.0 shutout innings in his final outing of the season on 8/23 vs. the GCL Rays...**2011:** Made pro debut in the DSL...Tallied a 0.96 WHIP, 2nd among DSL Sox qualifiers...Had a 9.5 SO/BB ratio...Posted a 1.82 ERA (6/ER/29.2 IP) in his last 5 starts.

YEAR	CLUB	W-L	ERA	G	GS	CG	SHO	SV	IP	H	R	ER	HR	HB	BB	SO	WP	BK
2011	DSL Red Sox	2-2	3.06	9	6	0	0	0	47.0	41	22	16	1	6	4	38	2	0
2012	GCL Red Sox	3-4	4.66	11	4	0	0	0	38.2	45	21	20	4	0	9	34	5	0
2013	Lowell	5-3	2.14	15	1	0	0	3	54.2	44	17	13	2	2	12	49	1	0
2014	Greenville	1-3	2.27	25	0	0	0	7	67.1	52	27	17	3	2	22	74	2	0
	Salem	2-0	1.80	7	1	0	0	1	20.0	12	6	4	1	1	7	24	1	0
Minor League Totals		13-12	2.77	67	12	0	0	11	227.2	194	93	70	11	11	54	219	11	0

ASUAJE, Carlos A.

INF

HT: 5-9; **WT:** 160; **BATS:** Left; **THROWS:** Right; **BORN:** 11/2/1991 in Barquisimeto, VZ; **RESIDES:** Weston, FL; **SIGNED BY:** Willie Romay; **ACQUIRED:** Red Sox 11th pick (11th round, 323rd overall) in the 2013 June Draft.

2014: Combined to hit .310 (149-for-480) with 38 2B, 12 3B, 15 HR, 101 RBI, and 59 BB over 129 games between Single-A Greenville (90 G) and High-A Salem (39 G)...Split time between 2B (40 G), 3B (39 G), SS (6 G), and LF (36 G)...Ranked among organizational leaders in 3B (1st), XBH (1st), SLG (1st, .533), RBI (1st), AVG (5th), and HR (4th)...Named to the South Atlantic League's mid- and post-season All-Star teams...Led the SAL in SLG (.542) and OPS (.933) and ranked T-1st in 3B (10), 3rd in OBP (.391), and 10th in AVG (.305)...Paced the Drive in 3B, HR (11), RBI (73), and total bases (176), ranked 2nd in AVG, OBP, and runs (59), and finished 3rd in hits (99)...Named the Red Sox Minor League Base Runner of the Month for April, over which he hit .365 (27-for-74) with 8 2B, 5 3B, 17 RBI, 15 BB, 16 R, a .489 OBP, and 3 SB without being caught...Had multiple hits in 11 of 19 games from 4/9-5/2, leading the SAL with a .403 AVG (27-for-67), 14 XBH, a .529 OBP, and a .701 SLG over that stretch...Promoted to Salem on 7/19...Named the Red Sox Offensive Player of the Month for August/September after hitting .331 (41-for-124) with 12 2B, 1 3B, 3 HR, 23 RBI, and 19 BB over 32 games in those months combined between regular and postseason...Named Carolina League Player of the Week for 8/11-17 after hitting .367 (11-for-30) with 2 2B, 1 3B, 2 HR, 6 RBI, 2 BB, and 6 R in that span...**2013:** In 52 games for Short-A Lowell, posted a .366 OBP...Ranked among club leaders in hits (4th, 46), 2B (2nd, 12), RBI (T-3rd, 20), and BB (T-3rd, 27)...Reached base safely in 20 consecutive games from 8/15 to the end of the season, hitting .325 (25-for-77, 7 2B, 10 RBI, 9 BB) in that time.

YEAR	CLUB	AVG	G	AB	R	H	2B	3B	HR	RBI	SH	SF	HP	BB	SO	SB	CS	E
2013	Lowell	.269	52	171	19	46	12	1	1	20	2	3	1	27	33	4	3	7
2014	Greenville	.305	90	325	59	99	24	10	11	73	2	6	9	41	56	7	4	5
	Salem	.323	39	155	27	50	14	2	4	28	0	1	2	18	34	1	3	2
Minor League Totals		.300	181	651	105	195	50	13	16	121	4	10	12	86	123	12	10	14

AUGLIERA, Michael (Mike)

RHP

HT: 6-0; **WT:** 220; **BATS:** Right; **THROWS:** Right; **BORN:** 6/8/1990 in Old Bridge, NJ; **RESIDES:** Old Bridge, NJ; **SIGNED BY:** Ray Fagnant; **ACQUIRED:** Red Sox 7th pick (5th round, 181st overall) in the 2012 June Draft.

2014: Appeared in 25 games (24 starts) for Double-A Portland, leading the Eastern League with a 1.23 BB/9.0 IP ratio as a starter (20 BB/146.0 IP) and ranking 4th overall in IP (148.0)...Led the Sea Dogs in starts and innings, and tied for the club lead by inducing 11 double plays...Went 3-0 with a 0.90 ERA (2 ER/20.0 IP) in his final 4 outings from 8/10-29...Made 1 postseason start, taking the loss in Game 4 of the EL Division Series vs. Binghamton (4.0 IP, 8 H, 4 ER)...**2013:** Made 26 starts for High-A Salem, leading the club in wins (9) and IP (140.1)...Had 3 scoreless outings of 7.0 innings or more and a 2.53 ERA (9 ER/32.0 IP) from 7/1-8/5, earning CL Pitcher of the Week 3 times in that stretch (7/1-7, 7/22-28, 7/29-8/4)...Posted a 3.84 ERA (30 ER/70.1 IP) over the 2nd half of the season...Won his only postseason start, tossing 6.2 shutout frames with 7 SO and 1 BB in Game 2 of the Mills Cup Finals at Potomac...**2012:** Made pro debut at Short-A Lowell, leading the Spinners with 14 starts...Posted a 0.99 ERA (3 ER/27.1 IP) with 30 SO and just 2 BB over his final 9 appearances (8 GS) of the season from 7/24-9/4...**PERSONAL:** Tallied 6 wins, a 3.16 ERA (29 ER/82.2 IP) and led the America East Conference with 83 SO compared to just 7 BB in 13 starts, including 7 CG, as a senior at Binghamton University in 2012...Was an all-conference selection on 3 occasions...Set school records with 23 wins, 298.1 IP, 50 starts, and 13 CG in his collegiate career.

YEAR	CLUB	W-L	ERA	G	GS	CG	SHO	SV	IP	H	R	ER	HR	HB	BB	SO	WP	BK
2012	Lowell	1-3	4.42	15	14	0	0	0	38.2	42	21	19	2	2	3	43	2	0
2013	Salem	9-6	4.23	26	26	1	0	0	140.1	146	74	66	10	3	38	76	6	1
2014	Portland	8-10	4.56	25	24	1	0	0	148.0	171	82	75	12	5	20	76	4	1
Minor League Totals		18-19	4.40	66	64	2	0	0	327.0	359	177	160	24	10	61	195	12	2

Minor League Players, Continued

AUSTIN, Jordon William

OF

HT: 6-2; **WT:** 200; **BATS:** Right; **THROWS:** Right; **BORN:** 3/14/1995 in Ocala, FL; **RESIDES:** Ocala, FL; **SIGNED BY:** Tom Kotchman; **ACQUIRED:** Red Sox 6th pick (6th round, 173rd overall) in the 2013 June Draft.

2014: Appeared at all 3 OF positions for the GCL Red Sox, with 6 games in LF, 6 in CF, and 17 in RF...**2013:** Debuted as a pro with the GCL Red Sox...Ranked among club leaders in 2B (2nd, 7) and BB (3rd, 21)...Recorded 3 OF assists and a .980 fielding percentage (1 E/50 TC)...**PERSONAL:** Selected to Rawlings' Florida Region All High School Senior 1st Team out of Forest (FL) High School in 2013...Named MVP of the Florida Athletic Coaches Association All Star Baseball Classic.

YEAR	CLUB	AVG	G	AB	R	H	2B	3B	HR	RBI	SH	SF	HP	BB	SO	SB	CS	E
2013	GCL Red Sox	.198	40	116	15	23	7	1	0	6	0	1	1	21	55	12	0	1
2014	GCL Red Sox	.163	31	86	14	14	4	1	0	7	1	0	3	11	43	5	0	1
Minor League Totals		.183	71	202	29	37	11	2	0	13	1	1	4	32	98	17	0	2

AYBAR, Yoan Miguel

OF

HT: 6-2; **WT:** 165; **BATS:** Left; **THROWS:** Left; **BORN:** 7/3/97 in Bani, DR; **RESIDES:** Bani, DR; **SIGNED BY:** Eddie Romero and Jonathan Cruz; **ACQUIRED:** Signed by the Red Sox as an international free agent, 7/3/2013.

2014: Spent 1st pro season with the DSL Red Sox...Earned DSL mid-season All-Star honors...Hit .323 (31-for-96) with 18 R in his first 26 games...Split time between CF (43 G) and RF (12 G)...Ranked 2nd on the team in 2B (12) and 3B (9).

YEAR	CLUB	AVG	G	AB	R	H	2B	3B	HR	RBI	SH	SF	HP	BB	SO	SB	CS	E
2014	DSL Red Sox	.271	56	214	33	58	12	9	0	26	1	1	4	11	54	7	6	1

BALDWIN, Roldani

C/3B

HT: 5-11; **WT:** 180; **BATS:** Right; **THROWS:** Right; **BORN:** 3/16/1996 in Puerto Plata, DR; **RESIDES:** Puerto Plata, DR; **SIGNED BY:** Eddie Romero and Manny Nanita; **ACQUIRED:** Signed by the Red Sox as an international free agent, 11/25/2013.

2014: Spent entire 1st pro season with the DSL Red Sox...Combined to go 6-for-8 with 6 RBI in his first 2 games...Hit .400 (26-for-65) with 2 HR in 16 games from 7/7-25...Played 29 games at 3B and 17 at C.

YEAR	CLUB	AVG	G	AB	R	H	2B	3B	HR	RBI	SH	SF	HP	BB	SO	SB	CS	E
2014	DSL Red Sox	.269	65	242	36	65	10	3	4	42	0	1	7	27	41	3	1	11

BALL, Ronald Eugene (Trey)

LHP

HT: 6-6; **WT:** 195; **BATS:** Left; **THROWS:** Left; **BORN:** 6/27/1994 in New Castle, IN; **RESIDES:** New Castle, IN; **SIGNED BY:** John Pyle; **ACQUIRED:** Red Sox 1st pick (1st round, 7th overall) in the 2013 June Draft.

2014: Started 22 games for Single-A Greenville, 3rd most on the club...Placed on the disabled list on 5/10 and was reinstated on 5/19...Went 4-3 with a 2.70 ERA (17 ER/56.2 IP) and .195 opponent AVG (40-for-205) in his final 11 starts...**2013:** Made 5 starts for the GCL Red Sox in his pro debut...Following the season, ranked by *Baseball America* as the Red Sox' 15th-best prospect...**PERSONAL:** Named Gatorade Indiana Baseball Player of the Year after going 6-0 with a 0.76 ERA, 93 SO, and 13 BB, leading New Castle Chrysler High School to a North Central Conference Championship in 2013...Tabbed No. 1 draft eligible LHP by *Baseball America*...Also hit .329 with 9 HR and 20 steals as an OF...Selected to participate in the Under Armour All-American Game and in the Perfect Game All-American Classic...Named an Aflac All-American and an Under Armour All-American as a junior in 2012.

YEAR	CLUB	W-L	ERA	G	GS	CG	SHO	SV	IP	H	R	ER	HR	HB	BB	SO	WP	BK
2013	GCL Red Sox	0-1	6.43	5	5	0	0	0	7.0	10	7	5	1	0	6	5	1	0
2014	Greenville	5-10	4.68	22	22	0	0	0	100.0	111	69	52	9	3	39	68	5	1
Minor League Totals		5-11	4.79	27	27	0	0	0	107.0	121	76	57	10	3	45	73	6	1

BASABE, Luis Alejandro

2B

HT: 5-10; **WT:** 160; **BATS:** Switch; **THROWS:** Right; **BORN:** 8/26/1996 in El Vigia, VZ; **RESIDES:** Caja Seca, VZ; **SIGNED BY:** Eddie Romero and Luis Segovia; **ACQUIRED:** Signed by the Red Sox as an international free agent on 8/26/2012.

2014: Spent entire season with the DSL Red Sox...Tied for 3rd on the club in BB (28)...Drew at least 1 BB in 22 of his 30 games, including in each of his last 9...Made all 29 of his starts at 2B...**2013:** Made pro debut with the DSL Sox...Made all 51 of his starts at 2B...**PERSONAL:** He and his twin brother, Luis Alexander, both signed with the Red Sox on 8/26/2012, their 16th birthday.

YEAR	CLUB	AVG	G	AB	R	H	2B	3B	HR	RBI	SH	SF	HP	BB	SO	SB	CS	E
2013	DSL Red Sox	.192	58	156	25	30	5	4	1	14	2	5	2	33	48	9	2	9
2014	DSL Red Sox	.222	30	99	19	22	3	1	0	6	3	0	2	28	25	9	1	5
Minor League Totals		.204	88	255	44	52	8	5	1	20	5	5	4	61	73	18	3	14

BASABE, Luis Alexander

OF

HT: 6-0; **WT:** 170; **BATS:** Switch; **THROWS:** Right; **BORN:** 8/26/1996 in El Vigia, VZ; **RESIDES:** Caja Seca, VZ; **SIGNED BY:** Eddie Romero and Luis Segovia; **ACQUIRED:** Signed by the Red Sox as an international free agent on 8/26/2012.

2014: Combined with the DSL Red Sox (40 G) and GCL Sox (32 G) to hit .269 (68-for-253)...Appeared in CF (39 G) and RF (30 G)...Began the season with the DSL Sox, recording a .408 OBP and leading the club in 3B (11) and steals (13)...Went 4-for-6 with 4 R and 7 RBI on 6/13 at the DSL Mariners...Transferred to the GCL Sox on 7/23...**2013:** Played in 60 games with the DSL Sox in his pro debut...Led the club in runs scored (49), 2B (13), BB (49), and SB (18)...Made all 53 of his starts in CF...**PERSONAL:** He and his twin brother, Luis Alejandro, both signed with the Red Sox on 8/26/2012, their 16th birthday.

YEAR	CLUB	AVG	G	AB	R	H	2B	3B	HR	RBI	SH	SF	HP	BB	SO	SB	CS	E
2013	DSL Red Sox	.225	60	209	49	47	13	2	1	19	3	1	6	49	58	18	5	2
2014	DSL Red Sox	.248	40	148	38	42	7	11	0	26	0	3	3	30	36	13	2	2
	GCL Red Sox	.248	32	105	15	26	5	0	1	13	1	3	1	13	23	2	4	5
Minor League Totals		.249	132	462	102	115	25	13	2	58	4	7	10	92	117	33	11	9

Minor League Players, Continued

BAUTISTA, Gerson

RHP

HT: 6-2; **WT:** 180; **BATS:** Right; **THROWS:** Right; **BORN:** 5/31/1995 in Juan de Herrera, DR; **RESIDES:** Juan de Herrera, DR; **SIGNED BY:** Manny Nanita; **ACQUIRED:** Signed by the Red Sox as an international free agent, 4/1/2013.

2014: Made pro debut with the DSL Red Sox...Led the league in ERA (1.03) and ranked 2nd in opponent AVG (.174, 37-for-213)...Did not allow an earned run in his first 28.0 IP (6/6-7/5)...Allowed only 1 hit in 6.0 scoreless innings in back-to-back starts on 6/18 and 6/24, but did not earn a decision in either outing...Held opponents to a .108 AVG (9-for-83) in 5 June starts...Surrendered 4 ER in 4.0 IP on 8/11 at the DSL Orioles2, but allowed 1 ER or fewer in each of his other 12 appearances (0.47 ERA, 3 ER/57.0 IP)...Held opponents to a .221 SLG.

YEAR	CLUB	W-L	ERA	G	GS	CG	SHO	SV	IP	H	R	ER	HR	HB	BB	SO	WP	BK
2014	DSL Red Sox	2-1	1.03	13	12	0	0	0	61.0	37	15	7	1	2	21	32	8	1

BEEKS, Jalen Christopher

LHP

HT: 5-11; **WT:** 195; **BATS:** Left; **THROWS:** Left; **BORN:** 7/10/1993 in Fayetteville, AR; **RESIDES:** Prairie Grove, AR; **SIGNED BY:** Chris Mears; **ACQUIRED:** Red Sox 13th pick (12th round, 374th overall) in the 2014 June Draft.

2014: Made only 2 appearances for the GCL Red Sox in his pro debut...Was on the DL from 7/5-8/18...**PERSONAL:** Made 42 pitching appearances in 2 seasons (2013-14) for the University of Arkansas, going 12-6 with a 2.05 ERA...Pitched in 19 games for Crowder Junior College in 2012 before transferring to Arkansas...Was a 4-time All-Conference selection and 2-time All-State selection at Prairie Grove High School...Struck out 21 batters in a game as a junior in 2010.

YEAR	CLUB	W-L	ERA	G	GS	CG	SHO	SV	IP	H	R	ER	HR	HB	BB	SO	WP	BK
2014	GCL Red Sox	0-0	0.00	2	0	0	0	0	5.0	3	0	0	0	0	0	8	0	0

BERRY, Quintin Lonell - See Page 70

OF

BETHEA, Daniel Taylor (Danny)

C

HT: 6-1; **WT:** 220; **BATS:** Right; **THROWS:** Right; **BORN:** 1/31/1990 in La Jolla, CA; **RESIDES:** Carlsbad, CA; **SIGNED BY:** Ray Fagnant; **ACQUIRED:** Red Sox 34th pick (34th round, 1,013th overall) in the 2013 June Draft.

2014: Appeared in 27 games between Short-A Lowell (8 G), Double-A Portland (2 G), and Single-A Greenville (17 G), combining to hit .247 (21-for-85)...Began the season with the Spinners, going 1-for-15 over 8 games from 6/15-7/8 before a 7/12 promotion to Portland...Played in just 2 games for the Sea Dogs from 7/12-27 and was placed on the disabled list on 7/28...Reinstated from the DL on 8/5 and transferred to Greenville, where he hit safely in 11 of 17 games from 8/6-9/1 to finish the season (.290, 18-for-62)...**2013:** Played 14 games with the GCL Red Sox before earning a promotion to Short-A Lowell on 7/25...In 31 games with the Spinners, hit .368 (14-for-38) vs. LHP...**PERSONAL:** Hit .276 (53-for-192) with 17-2B, 1 HR, and 28 RBI in 56 games as a senior at St. John's University in 2013...Named to the Big East All-Tournament Team in 2012.

YEAR	CLUB	AVG	G	AB	R	H	2B	3B	HR	RBI	SH	SF	HP	BB	SO	SB	CS	E
2013	GCL Red Sox	.140	14	43	1	6	2	0	0	6	0	2	0	6	3	0	0	3
	Lowell	.261	31	111	21	29	5	0	1	18	0	2	4	11	28	1	0	0
2014	Lowell	.067	8	15	1	1	0	0	0	1	0	1	0	3	4	0	0	0
	Portland	.250	2	8	0	2	1	0	0	3	0	0	0	1	1	0	0	0
	Greenville	.290	17	62	9	18	0	0	2	7	0	0	0	4	9	0	1	1
Minor League Totals		.234	72	239	32	56	8	0	3	35	0	5	4	25	45	1	1	4

BETTS, Jordan Ryan

3B

HT: 6-3; **WT:** 215; **BATS:** Right; **THROWS:** Right; **BORN:** 10/6/1991 in Wilmington, NC; **RESIDES:** Jacksonville, NC; **SIGNED BY:** Pat Portugal; **ACQUIRED:** Red Sox 19th pick (18th round, 554th overall) in the 2014 June Draft.

2014: Spent 1st pro season with Short-A Lowell, leading the Spinners in HR (10), RBI (40), BB (tied, 25), and SLG (.479)...Ranked 5th in the New York-Penn League in HR, T-6th in RBI, and 8th in SLG...Became the 1st Lowell player to hit double-digit HR in a season since 2008 (Luis Sumazo, 11)...Earned NYPL mid-season All-Star honors...Homered in 3 of his first 7 professional games...**PERSONAL:** Was a 4-year starter (2011-14) and 2-time All-ACC selection (2013-14) at Duke University...Recorded 69 career 2B, the 2nd-highest total in school history...Attended New Hanover (NC) High School, where he hit .517 as a junior and was named the conference's Player of the Year as a senior...Was also quarterback of the football team.

YEAR	CLUB	AVG	G	AB	R	H	2B	3B	HR	RBI	SH	SF	HP	BB	SO	SB	CS	E
2014	Lowell	.269	64	242	32	65	17	2	10	40	0	3	0	25	76	1	2	8

BIANCHI, Jeffrey Thomas (Jeff) - See Page 77

INF

BOGGS, Mitchell Thomas - See Page 84

RHP

BRENLY, Michael

C

HT: 6-3; **WT:** 220; **BATS:** Right; **THROWS:** Right; **BORN:** 10/14/1986 in San Francisco, CA; **RESIDES:** Phoenix, AZ; **SIGNED BY:** Steve McFarland (Cubs); **ACQUIRED:** Signed by the Red Sox as a minor league free agent, 1/30/2014.

2014: Spent entire season with Double-A Portland in his 1st season with the Red Sox organization after being signed as a minor league free agent on 1/30...Caught 32 games for the Sea Dogs, 2nd most on the club, and threw out 16 of 31 (51.6%) attempted base stealers...Also appeared at 1B (6 G), 3B (2 G), and LF (3 G), his 1st professional experience at 3B and LF...Hit safely in 10 of 11 games played from 4/9-6/7 (.351, 13-for-37, 4 2B, 3B, HR, 10 RBI)...Placed on the disabled list on 4/24 and activated on 5/18...**2013:** Signed by the Diamondbacks as a minor league free agent on 4/4, but did not debut with Triple-A Reno until 5/30...Appeared in only 8 games for the Aces after landing on the DL from 6/10-8/1 and again from 8/17 to the end

Minor League Players, Continued

of the season...**2012:** Caught 74 games for the Cubs' Double-A Tennessee affiliate, throwing out 21 of 105 (20.0%) attempted base stealers...**2011:** Returned to High-A Daytona where he was named a Florida State League mid-season All-Star... Threw out 30.2% (26 of 86) of attempted base stealers... Appeared in 6 games (4 GS) at 1B...**2010:** Hit .270 (99-for-367) with 16 2B, 5 HR, and 35 RBI in 102 games for Daytona... Earned FSL mid-season All-Star honors... Recorded a 20-game hit streak from 6/26-7/21 (.397, 31-for-78, 6 2B, HR, 14 RBI, 14 R), the 3rd-longest hit streak in the league...**2009:** Made his full-season debut at Single-A Peoria, throwing out 44 of 124 (35.5%) attempted base stealers...**2008:** Posted a .399 OBP over 39 games for Short-A Boise in his pro debut...**PERSONAL:** His father, Bob, played in the ML for 9 seasons and managed the 2001 Arizona Diamondbacks to a World Series title... Originally selected by the Cubs in the 36th round of the 2008 June Draft.

YEAR	CLUB	AVG	G	AB	R	H	2B	3B	HR	RBI	SH	SF	HP	BB	SO	SB	CS	E
2008	Boise	.325	39	126	24	41	10	0	1	18	3	1	2	14	28	2	0	4
2009	Peoria	.265	94	339	35	90	18	0	4	36	2	6	3	20	55	2	2	3
2010	Daytona	.270	102	367	48	99	16	0	5	35	1	1	6	29	57	3	1	3
2011	Daytona	.206	96	335	30	69	11	0	1	24	2	4	4	16	53	0	0	2
2012	Tennessee	.227	84	269	24	61	13	0	6	28	5	0	0	26	59	1	2	2
2013	Reno	.118	8	17	1	2	1	0	0	1	0	0	0	1	4	0	0	0
2014	Portland	.168	46	143	10	24	7	1	2	18	1	1	2	13	37	1	0	1
Minor League Totals		.242	469	1596	172	386	76	1	19	160	14	13	17	119	293	9	5	15

BUTTREY, Ty Douglas

RHP

HT: 6-6; **WT:** 235; **BATS:** Left; **THROWS:** Right; **BORN:** 3/31/1993 in Matthews, NC; **RESIDES:** Gulfport, FL; **SIGNED BY:** Quincy Boyd; **ACQUIRED:** Red Sox 6th pick (4th round, 151st overall) in the 2012 June Draft.

2014: Combined with Single-A Greenville (11 GS), the GCL Red Sox (2 GS), and Short-A Lowell (3 G, 2 GS) to go 0-5 with a 5.74 ERA (40 ER/62.2 IP) in 16 appearances (15 GS)... Began the season with Greenville but made just 4 starts for the Drive from 5/2-18 before landing on the disabled list on 5/19... Made 5 combined rehab appearances (4 starts) between the GCL (7/3-8) and Lowell (7/14-24), posting a 2.70 ERA (5 ER/16.2 IP)... Activated from the DL and returned to Greenville on 7/29... Made 7 starts for the Drive from 7/29 through the end of the season, posting a 5.19 ERA (20 ER/34.2 IP)... **2013:** Topped organizational leaders with a 2.21 ERA (15 ER/61.0 IP) for Short-A Lowell, the 7th-lowest mark in the New York-Penn League... Went 2-0 with a 1.57 ERA (4 ER/23.0 IP) in 5 July starts... Allowed 2 ER or fewer in each of his final 5 starts (1.52 ERA)... **2012:** Made 4 appearances (3 GS) with the GCL Red Sox in pro debut... **PERSONAL:** Went 9-2 with 2 saves and a 0.91 ERA (7 ER/69.0 IP) at Providence (NC) Senior High School in 2012... Averaged 13.04 SO/9.0 IP as a senior.

YEAR	CLUB	W-L	ERA	G	GS	CG	SHO	SV	IP	H	R	ER	HR	HB	BB	SO	WP	BK
2012	GCL Red Sox	0-0	1.80	4	3	0	0	0	5.0	5	2	1	0	1	1	5	0	1
2013	Lowell	4-3	2.21	13	13	0	0	0	61.0	54	21	15	0	5	21	35	7	0
2014	Greenville	0-5	6.85	11	11	0	0	0	46.0	59	41	35	5	1	24	40	4	0
	GCL Red Sox	0-0	1.80	2	2	0	0	0	5.0	2	1	1	0	1	1	4	0	0
	Lowell	0-0	3.09	3	2	0	0	0	11.2	11	6	4	0	0	7	12	2	1
Minor League Totals		4-8	3.92	33	31	0	0	0	128.2	131	71	56	5	8	54	96	13	2

CALLAHAN, James Douglas (Jamie)

RHP

HT: 6-2; **WT:** 230; **BATS:** Right; **THROWS:** Right; **BORN:** 8/24/1994 in Florence, SC; **RESIDES:** Hamer, SC; **SIGNED BY:** Quincy Boyd; **ACQUIRED:** Red Sox 4th pick (2nd round, 87th overall) in the 2012 June Draft.

2014: Made 25 starts for Single-A Greenville, tied for most on the club... Ranked 2nd on the team in SO (89), IP (108.2), and double plays induced (11)... Struck out 11 batters in 5.0 IP on 4/10 vs. Kannapolis... Worked 6.0 shutout innings and allowed just 3 hits while earning the win on 8/6 vs. Augusta, snapping a losing streak of 8 straight decisions that began on 5/16... **2013:** Held opponents to 1 ER or fewer in 6 games (5 GS) overall... Was the youngest pitcher (19) to make at least 10 starts in the New York-Penn League... Earned consecutive NYPL Pitcher of the Week honors (7/22-28, 7/29-8/4), allowing 1 hit over 12.0 scoreless innings with 17 SO in that time... Tossed 6.0 perfect innings on 7/31 vs. Auburn (9 SO)... **2012:** Made 5 appearances (4 GS) with the GCL Red Sox in his pro debut... **PERSONAL:** Went 7-1 with a save, a 0.89 ERA, and 113 SO in 50.0 IP for Dillon (SC) High School in 2012, while also hitting .439 with 5 HR and 32 RBI... Named the 2012 Gatorade South Carolina Baseball Player of the Year after helping to lead his team to the regional championship... Was an All-State selection in 2012 and 2011.

YEAR	CLUB	W-L	ERA	G	GS	CG	SHO	SV	IP	H	R	ER	HR	HB	BB	SO	WP	BK
2012	GCL Red Sox	1-0	5.19	5	4	0	0	0	8.2	8	5	5	0	0	3	7	0	0
2013	Lowell	5-1	3.92	13	12	0	0	0	59.2	48	27	26	4	2	17	54	3	1
2014	Greenville	3-13	6.96	25	25	0	0	0	108.2	137	95	84	12	5	66	89	10	1
Minor League Totals		9-14	5.85	43	41	0	0	0	177.0	193	127	115	16	7	86	150	13	2

CELESTINO, Miguel Antonio - See Page 112

RHP

CHAVIS, Michael Scott

INF

HT: 5-10; **WT:** 210; **BATS:** Right; **THROWS:** Right; **BORN:** 8/11/1995 in Atlanta, GA; **RESIDES:** Port Charlotte, FL; **SIGNED BY:** Brian Moehler; **ACQUIRED:** Red Sox 1st pick (1st round, 26th overall) in the 2014 June Draft.

2014: Spent 1st pro season with the GCL Red Sox, tying for 2nd on the team in 2B (12)... Hit .372 (29-for-78) with a .430 OBP and .590 SLG in his final 22 games (8/1-28)... Recorded 3 hits in 4 of his final 12 games... Started 13 games at SS, 10 at 3B, and 16 at DH... Helped the Sox win the GCL title, homering and driving in 3 runs in the finals against the GCL Yankees... Following the season, ranked by *Baseball America* as the 11th-best prospect in the Sox organization and 9th-best prospect in the GCL... **PERSONAL:** Attended Sprayberry Senior (GA) High School... Named Georgia's 2014 Gatorade High School Player of the Year... Had committed to play baseball at Clemson University.

YEAR	CLUB	AVG	G	AB	R	H	2B	3B	HR	RBI	SH	SF	HP	BB	SO	SB	CS	E
2014	GCL Red Sox	.269	39	134	21	36	12	3	1	16	0	0	1	15	38	5	3	7

Player Development

Minor League Players, Continued

CHESTER, David

1B

HT: 6-5; **WT:** 260; **BATS:** Right; **THROWS:** Right; **BORN:** 3/31/1989 in Collinsville, OK; **RESIDES:** Collinsville, OK; **SIGNED BY:** Chris Calciano; **ACQUIRED:** Red Sox 36th pick (33rd round, 1,012nd overall) in the 2011 June Draft.

2014: Spent majority of season with Double-A Portland after a June promotion from High-A Salem, combining to hit .228 (67-for-294) with 12 2B, 2 3B, 10 HR, 46 RBI, and 31 BB...Played in 22 games for Salem from 4/3-27, hitting .220 (18-for-82) with 15 RBI, 7th most in the Carolina League in that span...Placed on the disabled list on 4/28...Activated from the DL on 6/10 and promoted to Portland...Hit .304 (14-for-46) over 13 games in June with 3 2B, 2 HR, and 13 RBI...Appeared in 4 postseason games for Portland, hitting .313 (5-for-16) with 2 HR and 6 RBI...**2013:** Tied for the most HR (19) among Red Sox minor leaguers between Single-A Greenville (94 G) and High-A Salem (29 G)...Combined to hit .271 (117-for-432) on the year...Selected a South Atlantic League All-Star at DH...Reached base in 31 straight home games from 5/18-7/23, batting .330 (35-for-106) with a .430 OBP in those contests...Posted a .356 OBP with the Drive before being promoted to Salem on 7/24...Hit .333 (17-for-51) over the final 14 games of the season with 4 HR and 10 RBI...Scored a league-high 5 runs in postseason play for Mills Cup Champion Salem...**2012:** Played most of the season at Short-A Lowell, leading the club and tying for 3rd in the New York-Penn League with 9 HR...Paced Lowell in SLG (.445) and ranked among team leaders in 2B (T-4th, 8), RBI (2nd, 28), and BB (4th, 22)...Named the NYPL Batter of the Week for 6/18-24 after pacing the league with 23 total bases at .448 (7G, 13-for-29, 7 RBI, 8 R), recording multiple hits in 6 straight contests...Promoted to Salem on 8/24...Posted 4 multi-hit games in his 7 contests at High-A...**2011:** Led the GCL Red Sox in HR (9) and RBI (23) in his 1st pro season...Ranked 5th in the GCL in HR...**PERSONAL:** Led Big East hitters with 16 HR as a senior at the University of Pittsburgh in 2011...Named to the All-Big East 1st Team after also leading the Panthers in RBI (60) and OBP (.470), also ranking 2nd among team qualifiers with a .345 AVG (69-for-200) in 2011.

YEAR	CLUB	AVG	G	AB	R	H	2B	3B	HR	RBI	SH	SF	HP	BB	SO	SB	CS	E
2011	GCL Red Sox	.243	46	169	19	41	8	0	9	23	0	2	7	9	42	0	0	4
2012	Lowell	.232	43	164	23	38	8	0	9	28	0	1	1	22	37	0	1	5
	Salem	.360	7	25	4	9	1	0	1	5	0	1	0	1	7	0	0	0
2013	Greenville	.270	94	333	38	90	25	0	13	71	0	5	6	41	89	1	0	3
	Salem	.273	29	99	12	27	2	0	6	14	0	1	1	11	22	2	0	1
2014	Salem	.220	22	82	11	18	3	2	3	15	0	3	1	13	18	0	0	1
	Portland	.231	61	212	21	49	9	0	7	31	0	2	3	18	68	0	2	1
Minor League Totals		.251	302	1084	128	272	56	2	48	187	0	15	19	115	283	3	3	15

COSART, Jake Edward

RHP

HT: 6-2; **WT:** 180; **BATS:** Right; **THROWS:** Right; **BORN:** 2/11/1994 in Houston, TX; **RESIDES:** Friendswood, TX; **SIGNED BY:** Tom Kotchman; **ACQUIRED:** Red Sox 4th pick (3rd round, 103rd overall) in the 2014 June Draft.

2014: Made 7 starts for the GCL Red Sox in his pro debut...Held opponents to a .132 AVG (7-for-53), including a .091 mark in his first 6 outings (4-for-44)...Allowed only 2 hits to lefties (2-for-22)...Did not allow a HR all season...Started the deciding game of the GCL finals and allowed only 1 hit in 3.0 scoreless innings (0 BB, 5 SO)...**PERSONAL:** Spent 1 season as a redshirt freshman at Duke before transferring to Seminole State University, where he went 5-3 with a 5.34 ERA in 2014...Attended Clear Creek (TX) High School...His brother, Jarred, was selected by the Phillies in the 38th round of the 2008 June Draft and is currently a pitcher for the Miami Marlins.

YEAR	CLUB	W-L	ERA	G	GS	CG	SHO	SV	IP	H	R	ER	HR	HB	BB	SO	WP	BK
2014	GCL Red Sox	0-1	2.25	7	7	0	0	0	16.0	7	7	4	0	2	11	16	1	0

COSTE, Carlos A.

C

HT: 6-2; **WT:** 210; **BATS:** Right; **THROWS:** Right; **BORN:** 5/11/1993 in San Juan, PR; **RESIDES:** San Juan, PR; **SIGNED BY:** Edgar Perez; **ACQUIRED:** Red Sox 38th pick (35th round, 1,072nd overall) in the 2011 June Draft.

2014: Limited to 27 games with Single-A Greenville because of 3 stints on the disabled list...Had 21 hits on the season, but only 1 went for extra bases (HR)...Was on the DL to begin the season from 4/3-5/28...Made season debut on 5/31 vs. Hickory (1-for-4) but played in just 4 games before landing on the DL on 6/8...Activated from the DL on 6/19...Hit 1st career HR on 8/8 at Lexington...Placed on the DL on 8/22 and missed the remainder of the season...**2013:** Threw out 4 of 26 (15.4%) attempted base stealers with the GCL Red Sox...**2012:** Appeared in 12 games for the GCL Red Sox...**2011:** Made pro debut in 16 games with the GCL Red Sox...Collected a hit in his 1st at-bat on 6/21 vs. the GCL Rays.

YEAR	CLUB	AVG	G	AB	R	H	2B	3B	HR	RBI	SH	SF	HP	BB	SO	SB	CS	E
2011	GCL Red Sox	.158	16	19	0	3	0	0	0	0	1	0	0	0	9	0	0	0
2012	GCL Red Sox	.136	12	22	2	3	0	0	0	2	0	0	2	0	11	0	0	1
2013	GCL Red Sox	.194	18	36	2	7	3	0	0	5	0	0	2	1	8	1	1	1
2014	Greenville	.259	27	81	5	21	0	0	1	6	1	0	3	4	31	0	0	3
Minor League Totals		.215	73	158	9	34	3	0	1	13	2	0	7	5	59	1	1	5

COUCH, Keith Gilbert - See Page 114

RHP

CROSBY, Casey W.

LHP

HT: 6-5; **WT:** 225; **BATS:** Right; **THROWS:** Left; **BORN:** 9/17/1988 in Kaneland, IL; **RESIDES:** Elburn, IL; **SIGNED BY:** Marty Miller (Tigers); **ACQUIRED:** Signed by the Red Sox as a minor league free agent, 12/16/2014.

2014: Made only 11 relief appearances for DET's Triple-A Toledo due to 2 stints on the disabled list...Held righties to a .186 AVG (8-for-43)...Produced a 3.07 ERA (5 ER/14.2 IP) and .204 opponent AVG (11-for-54) in his first 9 outings...Placed on the DL on 5/4...Reinstated on 5/17 and pitched that day at Rochester (1.1 IP)...Went back on the DL the following day and missed the remainder of the season...Signed by the Red Sox as a minor league free agent on 12/16 after spending his first 7 professional seasons (2008-14) in the Tigers' organization...**2013:** Made 13 starts for Triple-A Toledo before being placed on the DL on 6/18 and missing the remainder of the season...Was also on the DL from 5/15-26...Held lefties to a .154 AVG

Minor League Players, Continued

(8-for-52)...Threw 7.0 shutout innings on 4/21 at Columbus and 6.2 shutout frames on 6/1 vs. Louisville...Following the season, ranked by *Baseball America* as the Tigers' 17th-best prospect...**2012:** Made 3 starts for Detroit in his major league debut, but spent the majority of the season with Triple-A Toledo...Produced a 6-game winning streak with the Mud Hens from 4/20-7/6 (10 GS, 2.54 ERA, 18 ER/63.2 IP)...Recalled by the Tigers on 6/1 and made his ML debut that night as a starter vs. the Yankees (3.1 IP, 4 H, 6 ER, 4 BB, 3 SO)...Earned his 1st ML win in his next start on 6/7 vs. Cleveland (5.1 IP, 5 H, 3 ER, 3 BB, 2 SO)...Optioned to Toledo for the remainder of the season on 6/15...Produced back-to-back 7.0-inning scoreless starts on 6/30 at Columbus (1 H) and 7/6 at Louisville (3 H)...Had back-to-back complete games on 8/15 at Syracuse (6.0 IP, 1 ER) and 8/21 at Lehigh Valley (6.0 IP, 1 ER), but lost both starts...Following the season, ranked by *Baseball America* as the Tigers' 8th-best prospect and the International League's 18th-best...Also rated as having the best curveball in the Tigers' system...**2011:** Spent entire season with Double-A Erie...Named an Eastern League mid-season All-Star...Led the SeaWolves in starts (25), innings (131.2), wins (tied, 9), and SO (121)...Made 7 scoreless starts of at least 5.2 IP...Was on the DL from 6/16-26...Also made 11 appearances, all in relief, for Salt River of the Arizona Fall League, going 2-0 with 1 save and a 1.32 ERA (2 ER/13.2 IP)...Following the season, ranked by *Baseball America* as the Tigers' 4th-best prospect...Also rated as having the best curveball in the Tigers' system...**2010:** Spent entire season on the DL...Made 3 rehab starts for the GCL Tigers from 6/22-7/3...Following the season, ranked by *Baseball America* as the Tigers' 6th-best prospect...**2009:** Named the Tigers' Minor League Pitcher of the Year and Single-A West Michigan's Pitcher of the Year...Named a Midwest League mid-season and postseason All-Star...Held opponents to a .195 AVG (70-for-359)...Named ML Pitcher of the Week on 6/29 after throwing 5.0 no-hit innings on 6/28 vs. Great Lakes (1 BB, 6 SO)...Also threw 5.0 no-hit innings on 7/20 vs. Kane County, leading to another ML Pitcher of the Week honor (2 GS, 10.0 IP, 2 H, 1 ER, 3 BB, 15 SO)...Produced a 0.32 ERA (1 ER/28.1 IP) in his final 6 starts and allowed 0 ER in his last 4 (18.1 IP)...Following the season, ranked by *Baseball America* as the Tigers' 2nd-best prospect, the best pitching prospect in the Midwest League, and the 47th-best prospect in baseball...Also rated as having the best fastball in the Midwest League and in the Tigers' system...**2008:** Missed the majority of the season on the DL...Reinstated on 8/14 and made 3 starts for the GCL Tigers in his pro debut (0 ER/4.2 IP)...Following the season, ranked by *Baseball America* as the Tigers' 4th-best prospect...**2007:** Selected by the Tigers in the 5th round of the 2007 June Draft, but did not pitch...Following the season, ranked by *Baseball America* as the Tigers' 13th-best prospect...**PERSONAL:** Graduated in 2007 from Kaneland (IL) High School, where he went 6-2 with a 0.88 ERA as a senior.

YEAR	CLUB	W-L	ERA	G	GS	CG	SHO	SV	IP	H	R	ER	HR	HB	BB	SO	WP	BK
2008	GCL Tigers	0-0	0.00	3	3	0	0	0	4.2	4	1	0	0	0	3	2	1	0
2009	West Michigan	10-4	2.41	24	24	0	0	0	104.2	70	36	28	3	3	48	117	7	0
2010	GCL Tigers	0-1	8.76	3	3	0	0	0	12.1	21	15	12	1	0	4	10	3	0
2011	Erie	9-7	4.10	25	25	0	0	0	131.2	122	68	60	11	5	77	121	7	0
2012	Toledo	7-9	4.01	22	22	2	0	0	125.2	112	63	56	12	0	65	112	11	0
	DETROIT	1-1	9.49	3	3	0	0	0	12.1	15	13	13	2	0	11	9	1	0
2013	Toledo	2-5	4.84	13	13	0	0	0	57.2	55	33	31	3	1	40	61	5	1
2014	Toledo	0-0	5.71	11	0	0	0	0	17.1	15	15	11	2	1	13	12	1	0
Minor League Totals		28-26	3.93	101	90	2	0	0	454.0	399	231	198	32	10	250	435	35	1
Major League Totals		1-1	9.49	3	3	0	0	0	12.1	15	13	13	2	0	11	9	1	0

CUEVAS, William Enrique

RHP

HT: 6-0; **WT:** 200; **BATS:** Right; **THROWS:** Right; **BORN:** 10/14/1990 in Caracas, VZ; **RESIDES:** Aragua, VZ; **SIGNED BY:** Angel Escobar; **ACQUIRED:** Signed by the Red Sox as an international free agent, 7/2/2008.

2014: Spent the entire season with High-A Salem, ranking among club leaders in appearances (T-4th, 24), innings (3rd, 95.2) and strikeouts (4th, 80)...Posted a 3.61 ERA (19 ER/47.1 IP) as a reliever (14 G) compared to a 5.77 ERA (31 ER/48.1 IP) as a starter (10 starts)...All but 1 of his relief appearances spanned multiple innings (0.1 IP on 6/4 vs. Frederick)...Tossed 6.0 innings of 1-hit, shutout ball in a win on 5/7 vs. Wilmington...Missed time on the disabled list from 8/4-22...Made 3 appearances (1 start) from 8/22 through the end of the season, posting a 3.12 ERA (3 ER/8.2 IP) with 8 strikeouts...Made 1 relief appearance for Salem in the postseason, allowing 2 runs over 3.1 IP...After the season, made 2 relief appearances for the Tiburones de La Guaira of the Venezuelan Winter League, surrendering 5 runs over 2.2 IP...**2013:** Matched High-A Salem's team lead in starts (26) and tied for the 2nd-most wins on the club (8)...Went undefeated in day games (4-0), posting a 1.13 ERA...Earned 3 straight wins from 6/11-23, allowing 3 runs over 19.0 innings (1.42 ERA) in that stretch...Had a 3.18 ERA (12 ER/34.0 IP) with 29 strikeouts over his last 6 regular season starts from 8/6-9/2...Won Game 3 vs. Potomac to clinch the Mills Cup Championship (3 R, 2 ER, 6.0 IP)...**2012:** Spent the season at Short-A Lowell, leading the club and placing among New York-Penn League leaders in ERA (2nd, 1.40, 12 ER), wins (T-1st, 8) and strikeouts (3rd, 72)...Also ranked 2nd on the Spinners and tied for 4th in the NYPL with 77.1 innings...Held left-handed batters to a .189 AVG (25-for-132)...Tossed at least 4.0 innings in 13 of his 15 appearances...Gave up 4 runs in 33.0 innings (1.09 ERA) as a starter...Did not allow a run over his 1st 3 appearances of the season (11.0 IP) from 6/18-27...Went 8-1 in 9 consecutive games with a decision from 7/12-8/27...Named Red Sox Minor League Pitcher of the Month for July after going 4-1 with a 2.18 ERA (8 ER/33.0 IP) and 35 SO in 6 relief appearances...Gave up 1 hit over 6.2 scoreless frames on 8/22 at Aberdeen...**2011:** Went 3-1 with a 2.19 ERA (12 ER/49.1 IP) in 14 games between the Red Sox DSL and GCL affiliates...Did not allow an earned run (3 R) in 10.2 innings over 3 appearances in the DSL prior to his transfer to the GCL on 6/20...**2010:** Ranked 2nd on the DSL Red Sox with 38 SO and tied for 3rd with 14 appearances...Started his 1st 6 games of the season, going 0-3 with a 3.71 ERA (11 ER/26.2 IP), before posting a 2-1 record with a save and a 2.54 ERA (8 ER/28.1 IP) in final 8 games as a reliever...**2009:** Made pro debut with the DSL Red Sox...Tied for 3rd on the team with 18 appearances and ranked 3rd among club qualifiers with a 1.14 WHIP.

YEAR	CLUB	W-L	ERA	G	GS	CG	SHO	SV	IP	H	R	ER	HR	HB	BB	SO	WP	BK
2009	DSL Red Sox	4-1	3.17	18	0	0	0	3	48.1	44	19	17	1	4	11	36	3	0
2010	DSL Red Sox	2-4	3.11	14	6	0	0	1	55.0	54	22	19	0	2	12	38	7	0
2011	DSL Red Sox	1-0	0.00	3	0	0	0	0	10.2	8	3	0	0	1	1	12	2	0
	GCL Red Sox	2-1	2.79	11	2	0	0	1	38.2	32	16	12	2	1	9	25	8	0
2012	Lowell	8-2	1.40	15	6	0	0	0	77.1	55	12	12	4	0	15	72	3	1
2013	Salem	8-9	5.05	26	26	1	0	0	135.1	139	82	76	13	4	40	109	12	1
2014	Salem	2-6	4.70	24	10	0	0	1	95.2	92	57	50	7	9	32	80	9	1
Minor League Totals		27-23	3.63	111	50	1	0	6	461.0	424	211	186	27	21	120	372	44	3

Minor League Players, Continued

DAHLSTRAND, Jacob Connor

RHP

HT: 6-5; **WT:** 250; **BATS:** Right; **THROWS:** Right; **BORN:** 3/26/1992 in Houston, TX; **RESIDES:** Houston, TX; **SIGNED BY:** Matt Dorey; **ACQUIRED:** Red Sox 12th pick (10th round, 323rd overall) in the 2010 June Draft.

2014: Spent majority of season working out of the bullpen for Single-A Greenville (22 G, 1 GS), but also made 6 appearances (5 GS) for High-A Salem following a July promotion... Combined to go 8-5 with 3 saves, a 2.90 ERA (34 ER/105.2 IP), and 75 SO to 28 BB... Ranked 4th on Greenville with a 2.93 ERA (min. 50.0 IP) and T-4th with 5 wins... Each of his appearances with the Drive spanned more than 1.0 IP... Posted a combined ERA of 2.15 (13 ER/54.1 IP) over 16 appearances in May, June and July... Did not allow an earned run over 4 consecutive appearances from 5/5-23 (12.0 IP)... Named Red Sox Minor League Relief Pitcher of the Month for July after going 1-1 in 5 outings (1 start) with a 2.45 ERA (5 ER/18.1 IP) and 18 SO... Worked 5.1 shutout innings and earned the win in his lone start for the Drive on 7/12 vs. Augusta... Promoted to Salem on 7/27 and went 3-0 for the Sox, winning each of his first 3 starts from 8/1-16 (2.00 ERA, 4 ER/18.0 IP)... Made 1 postseason start for the club, throwing 7.0 shutout innings in a no-decision (2 H, 0 BB, 8 SO)... **2013:** Limited opposition to 2 ER or fewer in 10 of 18 appearances (15 GS) with Single-A Greenville... Had a 3.10 ERA (10 ER/29.0 IP) in July... Tossed 11.0 scoreless innings over consecutive starts on 8/18 and 8/24... **2012:** Split the season between starter and reliever at Short-A Lowell, holding lefties to a .229 AVG (19-for-83)... Earned a New York-Penn League-best 4 wins from 7/25-8/9 with a 1.83 ERA (4 ER/19.2 IP) in that span... **2011:** Appeared in 8 games in his 2nd season with the GCL Red Sox... **2010:** Appeared in 2 games, both starts, with the GCL Sox in his pro debut... **PERSONAL:** Went 7-2 with a 3.83 ERA as a senior at Memorial (TX) High School in 2010... Had committed to the University of Houston.

YEAR	CLUB	W-L	ERA	G	GS	CG	SHO	SV	IP	H	R	ER	HR	HB	BB	SO	WP	BK
2010	GCL Red Sox	0-1	6.00	2	2	0	0	0	3.0	4	2	2	1	0	2	3	1	0
2011	GCL Red Sox	0-3	7.13	8	3	0	0	0	17.2	28	22	14	0	4	6	12	2	0
2012	Lowell	4-4	4.42	12	6	0	0	0	55.0	49	32	27	1	7	32	26	5	0
2013	Greenville	4-8	4.65	18	15	1	0	0	89.0	95	50	46	9	5	34	51	18	2
2014	Greenville	5-5	2.93	22	1	0	0	3	73.2	75	29	24	2	3	20	54	5	0
	Salem	3-0	2.81	6	5	0	0	0	32.0	31	16	10	3	1	8	21	0	0
Minor League Totals		16-21	4.10	68	32	1	0	3	270.1	282	151	123	16	20	102	167	31	2

DE JESUS, Emmanuel Jose

LHP

HT: 6-3; **WT:** 190; **BATS:** Left; **THROWS:** Left; **BORN:** 12/10/1996 in Valencia, VZ; **RESIDES:** Valencia, VZ; **SIGNED BY:** Eddie Romero and Angel Escobar; **ACQUIRED:** Signed by the Red Sox as an international free agent, 7/2/2013.

2014: Made pro debut with the DSL Red Sox, ranking 2nd on the club in SO (55) and starts (tied, 14)... Held opponents to a .239 AVG (55-for-230)... Compiled a 1.42 ERA (5 ER/31.2 IP) in his final 7 starts... Allowed 0 ER in at least 5.0 IP in each of his first 3 August starts, finishing the month with a 0.95 ERA (4 GS, 2 ER/19.0 IP).

YEAR	CLUB	W-L	ERA	G	GS	CG	SHO	SV	IP	H	R	ER	HR	HB	BB	SO	WP	BK
2014	DSL Red Sox	5-5	3.15	14	14	0	0	0	60.0	55	28	21	2	7	18	55	8	1

DE LA CRUZ, Reyry

OF

HT: 5-11; **WT:** 200; **BATS:** Left; **THROWS:** Left; **BORN:** 11/28/1991 in Villa Hermosa, DR; **RESIDES:** Villa Hermosa, DR; **SIGNED BY:** Luciano Del Rosario; **ACQUIRED:** Signed by the Red Sox as an international free agent, 2/6/2009.

2014: Limited to 70 games for Double-A Portland because of 2 stints on the disabled list, including 2 months on the DL to begin the season... His .295 AVG (76-for-258) ranked 3rd on the club (min. 225 AB)... Hit .341 (57-for-167) with 12 2B, all 7 of his HR, and 27 RBI vs. RHP... Played 62 games in LF and made 8 appearances at DH... Hit .484 (15-for-31) as a DH... Began the season on the DL and did not make his debut until 6/1... Had multiple hits in each of his first 3 games from 6/1-4 (.500, 6-for-12, 3 2B, 2 RBI)... Hit 2 HR on 6/15 at Akron... Had a season-high 5 hits (5-for-6) on 6/27 at Reading... Spent time on the DL from 7/14-24... Named the Eastern League Player of the Week for 8/11-17 after going 11-for-16 (.688) with 2 2B, 2 HR, 3 RBI, 3 BB, and 1 SB... Hit safely in 10 of 11 games from 8/12-24, leading the EL with a .474 AVG (18-for-38, 4 HR) in that span... After the season, played in 1 game for Aguilas of the Dominican Winter League (1-for-2)... **2013:** Spent the entire year at High-A Salem, leading the team in games played (133)... Ranked among Carolina League leaders in 2B (3rd, 36), RBI (2nd, 89), hits (5th, 138), and XBH (T-3rd, 51)... Selected to the CL All-Star Team... Named Red Sox Minor League Hitter of the Month for June after batting .387 (43-for-111) with 12 XBH and 27 RBI in 28 games... Had a 19-game hit streak from 6/3-23, hitting .425 (31-for-73) with 20 RBI in that stretch... Hit safely in 26 of 27 contests from 6/3-7/1, going 44-for-105 (.419)... Hit Salem's lone HR of the postseason and drove in 2 runs, helping the club to the Mills Cup Championship... Named a CL Post-Season All-Star... After the season, played in 13 games for Aguilas of the Dominican Winter League... **2012:** Led Red Sox minor leaguers in hits (153), total bases (266), 3B (tied, 8), and RBI (87), while finishing 2nd in HR (tied, 20) and 5th in AVG (.307)... Placed 2nd in Single-A in total bases, T-2nd with 65 XBH and T-8th with 37 2B... Spent the majority of the season at Single-A Greenville, leading the Drive with 81 RBI and 254 total bases... Ranked among South Atlantic League leaders in AVG (7th, .308), hits (3rd, 146), 3B (4th, 8), HR (T-3rd, team-high 19), and SLG (3rd, .536)... Recorded the first 20 HR/20 SB season for a Red Sox minor leaguer since George Lombard in 2005... Named Red Sox Minor League Offensive Player of the Month for May after batting .311 (38-for-122) with a league-leading 72 total bases (8 2B, 1 3B, 8 HR, 26 RBI)... Hit in 14 consecutive contests from 5/27-6/24 (.436, 24-for-55) and 15 straight from 6/26-7/13 (.323, 20-for-62), while reaching safely in 30 games in a row from 5/27-7/13 (.364, 44-for-121)... Missed time on the DL from 6/9-21... Hit 2 HR with 7 RBI on 8/16 at Asheville... Promoted to Salem on 8/29... **2011:** Led the New York-Penn League in at-bats (300) and was among league leaders in 3B (T-2nd, 6) and hits (T-3rd, 79)... Named to the NYPL All-Star Team... Paced Short-A Lowell in games (71), hits, 2B (14), and 3B, and ranked 3rd in runs (31)... Finished T-2nd on the team with 15 SB... **2010:** Led the GCL in 3B (7) and total bases (94)... Also ranked among league leaders in XBH (T-2nd, 23), HR (T-3rd, 6), runs (T-3rd, 35), RBI (4th, 31), and SLG (4th, .475)... Led the team in XBH, RBI, SLG, and HR (tied)... Hit .370 (17-for-46) during a club-high, 11-game hit streak (6/22-7/3)... Rated the No. 16 prospect in the GCL by *Baseball America*... **2009:** Named Red Sox Latin Program Player of the Year in his pro debut with the DSL Red Sox... Led the team with 65 hits, 16 2B, 50 RBI, and 23 XBH... Tied for 5th in the DSL in RBI.

Minor League Players, Continued

YEAR	CLUB	AVG	G	AB	R	H	2B	3B	HR	RBI	SH	SF	HP	BB	SO	SB	CS	E
2009	DSL Red Sox	.259	67	251	31	65	16	4	3	50	0	5	4	42	43	13	8	4
2010	GCL Red Sox	.263	51	198	35	52	10	7	6	31	0	3	1	17	50	8	6	3
2011	Lowell	.263	71	300	31	79	14	6	4	24	0	0	2	10	56	15	11	6
2012	Greenville	.308	116	474	71	146	35	8	19	81	0	0	6	26	101	19	7	9
	Salem	.280	6	25	1	7	2	0	1	6	0	0	0	1	2	1	1	0
2013	Salem	.258	133	535	65	138	36	6	9	89	0	7	2	31	130	16	9	3
2014	Portland	.295	70	258	30	76	15	0	7	30	0	3	2	14	53	3	2	2
Minor League Totals		.276	514	2041	264	563	128	31	49	311	0	18	15	141	437	75	44	27

DEVERS, Rafael

3B

HT: 6-0; **WT:** 210; **BATS:** Left; **THROWS:** Right; **BORN:** 10/24/1996 in Sanchez, DR; **RESIDES:** Invienda, DR; **SIGNED BY:** Manny Nanita; **ACQUIRED:** Signed by the Red Sox as an international free agent, 8/9/2013.

2014: Made professional debut, splitting the season with 70 games between the DSL Red Sox (28 G) and GCL Red Sox (42 G), appearing exclusively at 3B...Combined to hit .322 (84-for-261) with 17 2B, 5 3B, 7 HR, 57 RBI, 35 BB, and a .404 OBP...After the season, was rated by *Baseball America* as the 99th-best overall prospect in baseball, the 6th-best prospect in the Red Sox organization, and the top prospect in the GCL...Also rated the best power hitter in the Sox farm system...Began the season with 28 games for the DSL Red Sox from 5/31-7/2, leading the club in AVG (.337), OBP (.445), and SLG (.538)...Hit safely in 24 of 28 games played with the DSL Sox...Began the season with an 11-game hit streak from 5/31-6/12, hitting .442 (19-for-43) with 1 2B, 3 3B, 3 HR, and 18 RBI in that span...Transferred to the GCL Red Sox on 7/3...Named Red Sox Minor League Offensive Player of the Month for July after hitting .361 (30-for-83) with 7 2B, 1 3B, 2 HR, and 21 RBI between the DSL (2 G) and the GCL (22 G)...His .312 AVG with the GCL Sox ranked 9th in the league and was 4th best in the Red Sox organization...Also ranked among GCL leaders with 36 RBI (T-3rd)...Paced the club in AVG, HR (4), RBI, SLG (.484), and OPS (.858), while also ranking among team leaders in hits (3rd, 49) and total bases (2nd, 76)...Posted a .423 AVG (22-for-52) with RISP in the GCL.

YEAR	CLUB	AVG	G	AB	R	H	2B	3B	HR	RBI	SH	SF	HP	BB	SO	SB	CS	E
2014	DSL Red Sox	.337	28	104	26	35	6	3	3	21	0	2	1	21	20	4	1	8
	GCL Red Sox	.312	42	157	21	49	11	2	4	36	0	1	2	14	30	1	0	10
Minor League Totals		.322	70	261	47	84	17	5	7	57	0	3	3	35	50	5	1	18

DIAZ, Dayan Enrique

RHP

HT: 5-10; **WT:** 195; **BATS:** Right; **THROWS:** Right; **BORN:** 2/10/1989 in Cartagena, Columbia; **RESIDES:** Cartagena, Columbia; **ACQUIRED:** Signed by the Red Sox as a minor league free agent, 12/5/2013.

2014: In 1st season in the Red Sox organization, went 2-2 with 7 saves and a 1.80 ERA (10 ER/50.0 IP) combined over 35 appearances, all in relief, between High-A Salem (24 G) and Double-A Portland (11 G)...Struck out at least 1 batter in 31 of his 35 outings (56 total SO)...Among pitchers with at least 30.0 IP, paced Salem with a 1.34 ERA (5 ER/33.2 IP), a 1.04 WHIP, and a .179 opponent AVG...also ranked 2nd on the club with 6 saves...Did not surrender more than 1 ER in any outing with Salem, and allowed only 1 HR...Did not allow an earned run in May (7 G, 10.1 IP)...Promoted to Portland on 7/18...Allowed runs in just 2 of his 11 appearances for the Sea Dogs...Made 1 post-season appearance for the club (1 R, 2.1 IP)...**2013:** Signed by the Cubs as a minor league free agent on 1/19...Started the season on the DL from 4/4-7/2...Had a 3.00 ERA (7 ER/21.0 IP) in 13 games while making stops at the Rookie-level Arizona League Cubs, High-A Daytona, and Double-A Tennessee...Signed by the Red Sox as a minor league free agent on 12/5...**2012:** Led HOU's Single-A Lexington with a 1.85 ERA (12 ER/58.1 IP, min. 30 IP) and placed among South Atlantic League leaders in saves (T-3rd, 19) and opponent AVG among relievers (3rd, .197)...**2011:** Spent the year with Short-A Tri-City where he posted the lowest ERA (1.98, 11 ER/50.0 IP) and WHIP (1.14) on the team among hurlers with at least 50.0 IP...Tied for the 2nd-most wins (7) and SO (70) in the New York-Penn League...Ranked among NYPL relievers in opponent AVG (2nd, .160) and SO/9.0 IP (4th, 12.45)...Earned Co-Pitcher of the Month honors for August, going 3-1 with 2 saves and a 0.89 ERA (2 ER/20.1 IP)...**2010:** Appeared in 2 games for the GCL Astros before spending remainder of season on the DL...**2009:** Missed entire season on the DL...**2008:** Pitched in 13 games (8 GS) for the Venezuelan Summer League Astros, posting a 1.85 ERA (10 ER/48.2 IP) and 0.97 WHIP, both the lowest marks on the club (min. 40 IP)...**2007:** 10 of his 13 appearances with the VSL Astros were scoreless...Did not allow a run in his final 14.2 innings (7 G) of the season...**2006:** Made pro debut with the VSL Astros.

YEAR	CLUB	W-L	ERA	G	GS	CG	SHO	SV	IP	H	R	ER	HR	HB	BB	SO	WP	BK	
2006	VSL Astros	0-1	6.35	3	1	0	0	0	5.2	6	6	4	0	1	9	1	4	0	
2007	VSL Astros	1-1	2.05	13	0	0	0	0	22.0	12	5	5	1	3	15	17	2	0	
2008	VSL Astros	2-2	1.85	13	8	0	0	2	48.2	42	14	10	2	4	5	36	5	0	
2009	Did Not Play Due to Injury																		
2010	GCL Astros	0-1	13.50	2	0	0	0	1	1.1	4	2	2	0	0	2	1	0	0	
2011	Tri-City	7-3	1.98	19	1	0	0	2	50.0	27	17	11	0	5	30	70	2	0	
2012	Lexington	5-4	1.85	41	0	0	0	19	58.1	40	14	12	1	2	30	64	3	0	
2013	AZL Cubs	0-0	0.00	2	1	0	0	0	3.0	1	0	0	0	0	1	5	0	0	
	Daytona	0-1	2.45	6	0	0	0	1	11.0	10	3	3	2	1	5	14	3	0	
	Tennessee	0-0	5.14	5	0	0	0	0	7.0	5	4	4	1	1	3	10	2	0	
2014	Salem	0-1	1.34	24	0	0	0	6	33.2	21	8	5	1	1	14	40	4	2	
	Portland	2-1	2.76	11	0	0	0	1	16.1	16	5	5	0	1	7	16	0	0	
Minor League Totals		17-15	2.14	139	11	0	0	32	257.0	184	78	61	8	19	121	274	25	2	

DIAZ, Jonathan Alexander

LHP

HT: 6-0; **WT:** 170; **BATS:** Left; **THROWS:** Left; **BORN:** 9/13/1996 in Valencia, VZ; **RESIDES:** Valencia, VZ; **SIGNED BY:** Eddie Romero and Angel Escobar; **ACQUIRED:** Signed by the Red Sox as an international free agent, 7/2/2013.

2014: Made pro debut with the DSL Red Sox, ranking 2nd on the team in wins (tied, 6), ERA (1.63), starts (tied, 14), and

Player Development

Minor League Players, Continued

IP (66.1), as well as 3rd in WHIP (0.93)...Ranked 9th in the DSL in ERA...Held opponents to a .197 AVG (46-for-234)...Surrendered 0 ER in 8 of his 14 starts, 2 ER or fewer in 12 of them, and 3 ER or fewer in all of them...Produced a 0.69 ERA (3 ER/39.1 IP) during an 8-start span from 6/25-8/6...Allowed 0 ER in exactly 5.0 IP in 5 consecutive starts from 7/12-8/6.

YEAR	CLUB	W-L	ERA	G	GS	CG	SHO	SV	IP	H	R	ER	HR	HB	BB	SO	WP	BK
2014	DSL Red Sox	6-2	1.63	14	14	0	0	0	66.1	46	15	12	1	3	16	54	8	0

DIAZ, Luis Edgardo

RHP

HT: 6-3; **WT:** 260; **BATS:** Right; **THROWS:** Right; **BORN:** 4/9/1992 in Valencia, VZ; **RESIDES:** Valencia, VZ; **SIGNED BY:** Ernesto Gomez; **ACQUIRED:** Signed by the Red Sox as an international free agent, 8/28/2008.

2014: Split season between High-A Salem and Double-A Portland, making 13 starts with each club...Combined to go 9-7 with a 3.54 ERA (57 ER/145.0 IP), 111 SO, and 44 BB, ranking among Red Sox organizational leaders in ERA (7th) and SO (T-4th)...Began the season with Salem from 4/5-6/12, ranking T-1st in the Carolina League in wins (6) and starts (13) over that span...Allowed 2 ER or fewer in 10 of his outings for Salem...Won 4 consecutive decisions from 5/9-6/12, posting a 2.90 ERA (13 ER/40.1 IP) in that stretch...Promoted to Portland on 6/16...Won his first 2 starts for the Sea Dogs on 6/18 and 6/23 (1.29 ERA, 14.0 IP, 2 R, 8 H), including throwing 6.0 innings of 1-hit ball with 0 BB in his 1st start for the club on 6/18 at Erie...Worked a 7.0-inning complete game in a win on 7/5 vs. New Britain (Game 2)...Missed time on the disabled list from 8/25-9/1...Made 1 postseason start for Portland, allowing 7 runs over 3.2 IP and taking the loss in the decisive Game 5 of the Eastern League Division Series on 9/7 vs. Binghamton...**2013:** Matched the 4th-most wins in the Red Sox farm system (9)...Started the year on the DL from 4/4-5/27...Appeared in 15 games (14 GS) at Single-A Greenville, posting a 2.05 ERA (20 ER/88.0 IP, 86 SO) and allowing 1 run or fewer in 9 games...Earned South Atlantic League Pitcher of the Week honors for 6/24-30 (13.1 IP, 1 R, 15 SO)...In 5 starts from 6/25-7/19, went 4-0 with a 0.56 ERA (2 ER/32.1 IP)...Promoted to High-A Salem on 8/20, going 2-0 with a 1.38 ERA (2 ER/13.0 IP) from 8/22-29...Tossed 8.0 shutout innings in Game 1 of the Mills Cup semifinals against Myrtle Beach, but did not factor in the decision...**2012:** Ranked 4th on Single-A Greenville with 17 starts and 91.1 IP despite missing time on the DL...Made 4 starts before going on the DL from 4/22-6/12...After the season, made 3 relief appearances for Caracas of the Venezuelan Winter League...**2011:** Ranked 2nd in the Sox system and 6th among New York-Penn League qualifiers with a 2.53 ERA (21 ER/74.2 IP)...Led NYPL qualifiers in opponent AVG (.208) and base runners per 9.0 IP (9.28)...Allowed 7 runs in his 1st start on 6/20 at Vermont before posting a 1.77 ERA (14 ER/71.1 IP) the rest of the season...Selected as Red Sox Minor League Pitcher of the Month for August/September after tallying a 1.03 ERA (4 ER/35.0 IP) in 6 starts...**2010:** Held lefties to a .149 clip (7-for-47) with just 1 XBH in a return to the DSL...**2009:** Made pro debut with the DSL Sox...Did not allow an earned run over 7 games (19.1 IP) from 7/2-8/6.

YEAR	CLUB	W-L	ERA	G	GS	CG	SHO	SV	IP	H	R	ER	HR	HB	BB	SO	WP	BK
2009	DSL Red Sox	0-3	3.75	15	2	0	2	36.0	36	25	15	0	4	18	22	3	0	
2010	DSL Red Sox	3-1	3.11	13	12	0	0	55.0	51	21	19	1	6	14	31	3	0	
2011	Lowell	4-4	2.53	14	14	0	0	74.2	57	25	21	3	5	15	41	7	1	
2012	Greenville	3-8	6.01	20	17	0	0	91.1	117	66	61	8	9	28	62	13	2	
2013	Greenville	7-4	2.05	15	14	1	0	88.0	74	32	20	5	3	20	86	6	0	
	Salem	2-0	1.38	2	2	0	0	13.0	11	3	2	0	0	4	8	0	1	
2014	Salem	6-3	3.33	13	13	0	0	67.2	71	31	25	3	3	18	48	7	0	
	Portland	3-4	3.72	13	13	1	0	77.1	71	34	32	7	3	26	63	3	0	
Minor League Totals		28-27	3.49	105	87	2	0	2	503.0	488	237	195	27	33	143	361	42	4

DREHOFF, Jacob A. (Jake)

LHP

HT: 6-4; **WT:** 205; **BATS:** Right; **THROWS:** Left; **BORN:** 6/5/1992 in Richmond, VA; **RESIDES:** Alpharetta, GA; **SIGNED BY:** Danny Watkins; **ACQUIRED:** Red Sox 12th pick (12th round, 353rd overall) in the 2013 June Draft.

2014: Made 14 starts for Short-A Lowell, ranking 8th among organizational leaders with a 3.54 ERA (27 ER/68.2 IP)...Led the Spinners in starts and IP and ranked 2nd in SO (48)...Allowed 1 ER or fewer in 7 of his starts...Went 3-1 with a 1.24 ERA (4 ER/29.0 IP) in August (5 GS)...Won back-to-back starts on 8/23 and 8/28 to finish the season, tossing 13.0 combined innings without allowing a run...**2013:** In his pro debut, posted the 3rd-lowest ERA (1.80) among GCL Red Sox pitchers (min. 10.0 IP)...Did not allow more than 1 run in any appearance and each of his last 3 outings (7.0 IP) were scoreless...**PERSONAL:** As a junior at the University of Southern Mississippi in 2013, went 5-5 with a 3.54 ERA after going 6-2 with a 3.51 ERA the previous year.

YEAR	CLUB	W-L	ERA	G	GS	CG	SHO	SV	IP	H	R	ER	HR	HB	BB	SO	WP	BK
2013	GCL Red Sox	0-2	1.80	5	5	0	0	10.0	9	2	2	0	0	0	6	0	0	
2014	Lowell	3-4	3.54	14	14	0	0	68.2	75	30	27	4	5	23	48	6	0	
Minor League Totals		3-6	3.32	19	19	0	0	0	78.2	84	32	29	4	5	23	54	6	0

DUBON, Mauricio Andre

SS

HT: 6-0; **WT:** 162; **BATS:** Right; **THROWS:** Right; **BORN:** 7/19/1994 in Sacramento, CA; **RESIDES:** Sacramento, CA; **SIGNED BY:** Demond Smith; **ACQUIRED:** Red Sox 26th pick (26th round, 773rd overall) in the 2013 June Draft.

2014: Spent entire season with Short-A Lowell...Named a New York-Penn League mid-season All-Star...His .320 AVG (82-for-256) ranked 2nd in the NYPL and in the Red Sox farm system...Also ranked 2nd in the NYPL in hits and led the league with 10.54 plate appearances per strikeout, 130 putouts as a SS, and 338 total chances at the position...Paced the Spinners in AVG, games, runs (40), and hits...Named NYPL Player of the Week for 7/21-27 (.444 AVG, 12-for-27, 2 HR, 9 RBI, 6 R)...Ranked 2nd in the NYPL with a .385 AVG (37-for-96) in August...Had 3 hits in 3 consecutive games from 8/17-21 (.643, 9-for-14)...Went 5-for-5 on 8/29 vs. Aberdeen...**2013:** Made pro debut with the GCL Red Sox, appearing at SS (12 G) and 3B (6 G)...After the year, *Baseball America* named him the Best Defensive Player among 2013 Red Sox draft picks...**PERSONAL:** In 59 games between his junior and senior seasons (2012-13) at Capital Christian (CA) High School, hit .509 (86-for-169) with 23 2B, 14 3B, 8 HR, and 81 RBI.

YEAR	CLUB	AVG	G	AB	R	H	2B	3B	HR	RBI	SH	SF	HP	BB	SO	SB	CS	E
2013	GCL Red Sox	.245	20	53	8	13	3	0	0	4	1	0	3	1	12	6	2	6
2014	Lowell	.320	66	256	40	82	8	1	3	34	4	5	0	9	26	7	8	18
Minor League Totals		.307	86	309	48	95	11	1	3	38	5	5	3	10	38	13	10	24

Minor League Players, Continued

ETHINGTON, Willie Porter

RHP

HT: 6-3; **WT:** 205; **BATS:** Right; **THROWS:** Right; **BORN:** 12/8/1993 in Mesa, AZ; **RESIDES:** Mesa, AZ; **SIGNED BY:** Vaughn Williams; **ACQUIRED:** Red Sox 19th pick (17th round, 541st overall) in the 2012 June Draft.

2014: Spent entire season with Short-A Lowell, but made just 6 appearances (2 GS) for the club...Earned the win in his first 2 outings of the season on 6/13 and 6/17, working at least 3.0 innings of relief and allowing exactly 1 run in both appearances...**2013:** Made 9 appearances (7 GS) for the GCL Red Sox, holding opponents to 1 ER or fewer in 6 outings...**2012:** Appeared in 6 games (1 GS) with the GCL Sox in his pro debut...**PERSONAL:** Earned 2012 Player of the Year honors on the Mesa All-City team and was selected as the Division I Player of the Year in a MaxPreps poll of Arizona coaches as a senior at Mountain View High School.

YEAR	CLUB	W-L	ERA	G	GS	CG	SHO	SV	IP	H	R	ER	HR	HB	BB	SO	WP	BK
2012	GCL Red Sox	0-0	2.89	6	1	0	0	0	9.1	14	3	3	0	0	3	8	0	0
2013	GCL Red Sox	3-4	2.90	9	7	0	0	0	31.0	31	18	10	0	1	8	29	5	0
2014	Lowell	2-1	4.66	6	2	0	0	0	19.1	22	11	10	1	3	8	12	0	0
Minor League Totals		5-5	3.47	21	10	0	0	0	59.2	67	32	23	1	4	19	49	5	0

EVELAND, Dana James - See Page 126

LHP

FERNANDEZ, Jeffry Aneudy

RHP

HT: 6-1; **WT:** 220; **BATS:** Right; **THROWS:** Right; **BORN:** 3/25/1993 in San Francisco De Macoris, DR; **RESIDES:** San Francisco De Macoris, DR; **SIGNED BY:** Manny Nanita; **ACQUIRED:** Signed by the Red Sox as an international free agent, 2/21/2011.

2014: Combined to go 1-4 with a 4.91 ERA (30 ER/55.0 IP) over 13 games (12 GS) between the GCL Red Sox and Short-A Lowell...Walked only 6 batters over 36.1 IP for the GCL Sox and posted a 1.02 WHIP, lowest on the club among pitchers with at least 30.0 IP...Earned the win in his only relief appearance, working 4.0 innings of 1-hit ball and allowing 2 runs (1 ER) on 8/4 at the GCL Rays...Promoted to Lowell on 8/12...**2013:** Missed entire season on the DL...**2012:** Made just 2 appearances with the GCL Red Sox before being placed on the DL for the remainder of the season...**2011:** Made pro debut with the DSL Red Sox.

YEAR	CLUB	W-L	ERA	G	GS	CG	SHO	SV	IP	H	R	ER	HR	HB	BB	SO	WP	BK	
2011	DSL Red Sox	0-2	4.20	12	12	0	0	0	40.2	34	20	19	4	0	1	4	25	7	0
2012	GCL Red Sox	0-0	5.68	2	1	0	0	0	6.1	10	5	4	0	1	3	3	1	0	0
2013									Did Not Play Due to Injury										
2014	GCL Red Sox	1-1	4.71	9	8	0	0	0	36.1	31	21	19	1	7	6	22	7	0	
	Lowell	0-3	5.30	4	4	0	0	0	18.2	22	14	11	2	2	6	4	1	2	
Minor League Totals		1-6	4.68	27	25	0	0	0	102.0	97	60	53	4	14	40	49	16	2	

FISHER, Devon Hayden

C

HT: 6-0; **WT:** 220; **BATS:** Right; **THROWS:** Right; **BORN:** 5/1/1996 in Portsmouth, VA; **RESIDES:** Portsmouth, VA; **SIGNED BY:** Chris Calciano; **ACQUIRED:** Red Sox 21st pick (20th round, 614th overall) in the 2014 June Draft.

2014: Made pro debut with the GCL Red Sox...Threw out 6 of 20 (30.0%) attempted base stealers...**PERSONAL:** Drafted by the Red Sox out of Western Branch (VA) High School...Earned Perfect Game 1st Team All-America honors as a senior...Had committed to play baseball at the University of Virginia.

YEAR	CLUB	AVG	G	AB	R	H	2B	3B	HR	RBI	SH	SF	HP	BB	SO	SB	CS	E
2014	GCL Red Sox	.210	22	62	8	13	1	0	0	6	0	0	0	15	13	0	0	4

GARCIA, Carlos Eduardo

LHP

HT: 6-0; **WT:** 200; **BATS:** Left; **THROWS:** Left; **BORN:** 12/15/1994 in Barcelona, VZ; **RESIDES:** Barcelona, VZ; **SIGNED BY:** Fernando Veracruerto; **ACQUIRED:** Signed by the Red Sox as an international free agent, 7/2/2011.

2014: Tied for the GCL Red Sox lead in appearances (14)...Did not allow a run in 8 of his 14 outings...Held opponents to a .161 AVG (5-for-31) with RISP...**2013:** Held opponents to a .168 AVG, the 2nd-lowest mark in the DSL...**2012:** Pitched exclusively in relief (13 G) in his pro debut for the DSL Red Sox.

YEAR	CLUB	W-L	ERA	G	GS	CG	SHO	SV	IP	H	R	ER	HR	HB	BB	SO	WP	BK
2012	DSL Red Sox	1-3	6.23	13	0	0	0	1	30.1	38	29	21	2	1	15	19	6	0
2013	DSL Red Sox	4-3	2.63	14	13	0	0	0	61.2	35	21	18	3	9	23	51	8	0
2014	GCL Red Sox	1-1	3.32	14	0	0	0	2	21.2	22	8	8	0	4	12	13	2	0
Minor League Totals		6-7	3.72	41	13	0	0	3	113.2	95	58	47	5	14	50	83	16	0

GARCIA, Edwar Bacilio

RHP

HT: 6-4; **WT:** 200; **BATS:** Right; **THROWS:** Right; **BORN:** 11/19/1993 in Santo Domingo, DR; **RESIDES:** Santo Domingo, DR; **SIGNED BY:** Manny Nanita; **ACQUIRED:** Signed by the Red Sox as an international free agent, 9/27/2010.

2014: Spent entire season with Short-A Lowell, making 16 relief appearances for the club...Worked more than 1.0 inning in 10 of his outings...**2013:** Pitched 2 games in the DSL before a promotion to the GCL on 5/31, where he spent the remainder of the season...Posted a 0.71 ERA (1 ER/12.2 IP) as a starter with the GCL Sox...Led the league in ERA from 6/25-7/23 (0.79) after allowing 1 run or fewer in 8 consecutive games...**2012:** Made the 2nd-most starts on the DSL Sox (14) and ranked 3rd on the club in SO (33)...**2011:** Made pro debut with the DSL Red Sox.

YEAR	CLUB	W-L	ERA	G	GS	CG	SHO	SV	IP	H	R	ER	HR	HB	BB	SO	WP	BK
2011	DSL Red Sox	2-4	2.68	13	13	0	0	0	47.0	39	20	14	0	10	29	41	7	0
2012	DSL Red Sox	1-2	4.04	14	14	0	0	0	49.0	44	33	22	1	5	30	33	2	0
2013	DSL Red Sox	1-0	5.14	2	0	0	0	0	7.0	6	4	4	1	0	2	7	0	0
	GCL Red Sox	4-1	3.65	15	3	0	0	0	44.1	32	19	18	1	4	25	41	4	0
2014	Lowell	0-0	7.67	16	0	0	0	1	27.0	31	26	23	1	2	18	26	4	0
Minor League Totals		8-7	4.18	60	30	0	0	1	174.1	152	102	81	4	21	104	148	17	0

Player Development

Minor League Players, Continued

GOETZE, Patrick Wilson (Pat)

RHP

HT: 6-6; **WT:** 215; **BATS:** Right; **THROWS:** Right; **BORN:** 3/3/1994 in Raleigh, NC; **RESIDES:** Zebulon, NC; **SIGNED BY:** Pat Portugal; **ACQUIRED:** Red Sox 36th pick (36th round, 1,073rd overall) in the 2013 June Draft.

2014: Made 13 appearances, all in relief, for the GCL Red Sox...Walked just 3 batters in 29.0 IP for a 0.93 BB/9.0 IP ratio, the 2nd-lowest mark among GCL relievers...Ranked among club leaders in appearances (T-3rd) and saves (T-1st, 3)...Did not allow an earned run in 9 of his outings...Surrendered only 1 run (0 ER) over his final 7 outings from 7/29-8/26 (11.1 IP)...**2013:** Made pro debut with the GCL Red Sox...3 of 4 appearances were scoreless...**PERSONAL:** Graduated from Wake County (NC) Home School.

YEAR	CLUB	W-L	ERA	G	GS	CG	SHO	SV	IP	H	R	ER	HR	HB	BB	SO	WP	BK
2013	GCL Red Sox	1-1	3.00	4	1	0	0	0	6.0	3	2	0	1	1	4	0	0	0
2014	GCL Red Sox	1-3	3.72	13	0	0	0	3	29.0	33	16	12	0	6	3	20	1	0
Minor League Totals		2-4	3.60	17	1	0	0	3	35.0	36	18	14	0	7	4	24	1	0

GOMEZ, Sergio Andres

RHP

HT: 6-3; **WT:** 160; **BATS:** Right; **THROWS:** Right; **BORN:** 6/8/1992 in Cartagena, Colombia; **RESIDES:** Cartagena, Colombia; **SIGNED BY:** Santiago Prada; **ACQUIRED:** Signed by the Red Sox as an international free agent, 11/21/2009.

2014: Made 20 appearances (1 start) for Single-A Greenville...Did not have an outing of fewer than 2.1 IP...Limited lefties to a .211 AVG (28-for-133) with Greenville, compared to a .355 AVG (60-for-169) vs. righties...Placed on the disabled list on 6/5...Made 3 rehab appearances (2 starts) from 6/20-28 with the GCL Red Sox...was reinstated from the DL on 7/2...Earned his lone win of the season on 7/15 at Rome, allowing 1 run (0 ER) on 2 hits over 4.2 innings of relief...**2013:** In 15 games (10 GS) between Short-A Lowell and Single-A Greenville, went 4-4 with a 2.08 ERA (18 ER/78.0 IP)...Named a New York-Penn League mid-season All-Star...Allowed 1 run or fewer in 7 of 10 games with the Spinners...From 6/17-8/7 ranked among NYPL leaders in ERA (2nd, 1.60), SO (T-1st, 55) and IP (7th, 50.2)...Promoted to Greenville on 8/15...Finished the season with 12.0 scoreless innings over his last 2 starts from 8/28-9/2...**2012:** Led the GCL in IP (57.1), WHIP (0.94), and opponent AVG (.210), while placing 2nd in ERA (2.83) and SO (56)...Also paced the GCL Red Sox with 5 wins...Held lefties to a .117 AVG (7-for-60)...Went at least 4.0 innings in 11 of 12 appearances in the GCL...Allowed 2 hits over 6.0 scoreless frames on 8/10 at the GCL Twins...Promoted to Lowell on 8/30 and made 1 start with the Spinners...**2011:** Ranked 2nd in the GCL Red Sox, 3rd among Sox minor leaguers and 7th in the league in ERA (2.68)...Placed 2nd on the club and 5th in the GCL in WHIP (1.07) among qualifiers...Also placed among team leaders in starts (T-1st, 11), IP (2nd, 50.1), and SO (2nd, 37)...Held righties to a .209 AVG (24-for-115)...**2010:** Tied for the GCL lead with 12 starts.

YEAR	CLUB	W-L	ERA	G	GS	CG	SHO	SV	IP	H	R	ER	HR	HB	BB	SO	WP	BK
2010	GCL Red Sox	0-4	6.37	13	12	0	0	0	29.2	32	26	21	2	4	14	29	4	0
2011	GCL Red Sox	1-3	2.68	12	11	0	0	0	50.1	38	18	15	4	2	16	37	5	3
2012	GCL Red Sox	5-4	2.83	12	8	0	0	0	57.1	44	22	18	4	2	10	56	6	0
	Lowell	0-0	3.60	1	1	0	0	0	5.0	4	2	2	1	0	1	4	1	0
2013	Lowell	3-1	1.60	10	5	0	0	0	50.2	40	10	9	2	2	14	55	2	0
	Greenville	1-3	2.96	5	5	0	0	0	27.1	21	10	9	2	3	10	25	6	0
2014	Greenville	1-2	6.75	20	1	0	0	2	77.1	88	62	58	8	3	49	57	12	0
	GCL Red Sox	0-1	6.00	3	2	0	0	0	6.0	7	4	4	0	0	2	9	1	0
Minor League Totals		11-18	4.03	76	45	0	0	2	303.2	274	154	136	23	16	116	272	37	3

GONZALEZ, Daniel Jose

RHP

HT: 6-5; **WT:** 230; **BATS:** Right; **THROWS:** Right; **BORN:** 2/9/1996 in Sotillo, VZ; **RESIDES:** Maturin, VZ; **SIGNED BY:** Rolando Pino and Ramon Mora; **ACQUIRED:** Signed by the Red Sox as an international free agent, 10/17/2012.

2014: Won all 9 of his decisions and earned DSL mid-season All-Star honors in his 2nd season with the DSL Red Sox...Named Red Sox Latin Program Player of the Year...Led the league in wins and starts (tied, 15)...Also led the club in IP (72.0) and SO (56)...Won each of his first 4 starts, 7 of his first 8, and 8 of his first 10...Ended the season with 20.0 consecutive scoreless innings (4 GS)...Allowed only 1 hit in 6.0 scoreless innings on 8/9 at the DSL Cardinals, recording a season-high 10 SO against 0 BB...In his next start vs. the DSL Mariners on 8/15, allowed only 2 hits in 6.0 scoreless innings...**2013:** Made pro debut with the DSL Sox, leading the club (min. 30.0 IP) in ERA (0.97) and WHIP (0.58)...Led DSL relievers in opponent AVG (.143) and fewest base runners per 9.0 IP (5.94), also ranking 5th in BB/9.0 IP (0.74)...Held opponents to a .147 AVG overall (24-for-163, 0 HR)...Recorded 42 SO and only 3 BB...Made his only 2 starts on 8/9 and 8/15, combining to allow 0 ER in 10.0 IP.

YEAR	CLUB	W-L	ERA	G	GS	CG	SHO	SV	IP	H	R	ER	HR	HB	BB	SO	WP	BK
2013	DSL Red Sox	2-1	0.97	14	2	0	0	3	46.1	24	8	5	0	3	42	4	0	
2014	DSL Red Sox	9-0	2.25	15	15	0	0	0	72.0	61	20	18	2	3	14	56	3	0
Minor League Totals		11-1	1.75	29	17	0	0	3	118.1	85	28	23	2	6	17	98	7	0

GRAGNANI, Reed Andrew

2B

HT: 5-11; **WT:** 185; **BATS:** Switch; **THROWS:** Right; **BORN:** 9/5/1990 in Richmond, VA; **RESIDES:** Richmond, VA; **SIGNED BY:** Chris Calcinio; **ACQUIRED:** Red Sox 21st pick (21st round, 623rd overall) in the 2013 June Draft.

2014: Spent entire season with High-A Salem, pacing the Carolina League with a .409 OBP and ranking 2nd with a .300 AVG (108-for-360)...Was the toughest batter in the league to strike out (7.06 AB/SO)...Following the season, ranked by *Baseball America* as having the best strike-zone judgment in the CL...Drew 64 BB, 2nd most on the club and 4th in the CL...Also ranked 2nd on the team in runs (64), 3B (8), and OBP, and 3rd in games (99), hits (108) and RBI (53)...Was named a CL mid- and post-season All-Star...Hit .380 (46-for-121) with RISP, including .474 (9-for-19) with the bases loaded...Split time between 2B (65 GS), 3B (6 GS), and LF (7 G, 6 GS)...Began the season hitting .400 (32-for-80) with a .490 OBP over 22 games from 4/4-5/6, both the highest marks in the CL over that span...Hit lone HR of the season on 8/15, a 2-run shot in a

Minor League Players, Continued

3-2 victory vs. Myrtle Beach...**2013:** Split 1st pro season between Short-A Lowell (14 G) and Single-A Greenville (38 G)... Posted a .321 AVG (18-for-56) against LHP... Hit .333 (16-for-48) with the Spinners before a 7/10 promotion to Greenville...
PERSONAL: Earned 1st-Team All-ACC honors at 2B and named to the ACC All-Tournament Team as a senior at the University of Virginia in 2013... Hit .362 in 2012... Selected by the Red Sox in the 27th round of the 2009 June Draft, but did not sign.

YEAR	CLUB	AVG	G	AB	R	H	2B	3B	HR	RBI	SH	SF	HP	BB	SO	SB	CS	E
2013	Lowell	.333	14	48	2	16	4	0	0	4	0	1	3	4	4	4	0	1
	Greenville	.259	38	147	23	38	8	0	1	16	2	3	6	13	22	2	2	4
2014	Salem	.300	99	360	64	108	19	8	1	53	5	1	3	64	51	8	4	12
Minor League Totals		.292	151	555	89	162	31	8	2	73	7	5	12	81	77	14	6	17

GRAVEL, Simon

HT: 6-2; **WT:** 180; **BATS:** Right; **THROWS:** Right; **BORN:** 5/19/1994 in Montreal, QC; **RESIDES:** Montreal, QC; **SIGNED BY:** Chris Pritchett; **ACQUIRED:** Signed by the Red Sox as a non-drafted free agent, 7/13/2013.

2014: Made pro debut with the GCL Red Sox... Promoted to Single-A Greenville on 7/8, but was placed on the disabled list that day and did not appear in a game for the Drive... Transferred back to the GCL Sox and activated from the DL on 8/4.

YEAR	CLUB	AVG	G	AB	R	H	2B	3B	HR	RBI	SH	SF	HP	BB	SO	SB	CS	E
2014	GCL Red Sox	.267	6	15	2	4	0	0	0	3	0	0	0	3	1	0	0	0

GROVER, Taylor Wayne

HT: 6-3; **WT:** 200; **BATS:** Right; **THROWS:** Right; **BORN:** 4/22/1991 in Augusta, SC; **RESIDES:** North Augusta, SC; **SIGNED BY:** Pat Portugal; **ACQUIRED:** Red Sox 10th pick (10th round, 293rd overall) in the 2013 June Draft.

2014: Made 25 appearances between Single-A Greenville (20 G) and High-A Salem (5 G), all in relief, combining to go 1-6 with 2 saves and a 4.03 ERA (26 ER/58.0 IP)... Began the season with Greenville, posting a 1.54 ERA (2 ER/11.2 IP) and holding opponents to a .186 AVG (8-for-43) in May... Earned 1st career win as a professional on 7/11 vs. Augusta, tossing 5.0 hitless, shutout innings of relief... Promoted to Salem on 8/7... Among Salem pitchers with at least 10.0 IP, ranked 2nd in ERA (1.46) and 1st in opponent AVG (.167)... Did not allow a run in 4 of his 5 appearances... Made 1 postseason appearance for Salem, working 1.0 scoreless inning...
2013: Made pro debut with Short-A Lowell... Had 7 consecutive scoreless outings (11.2 IP) from 7/31-9/1... **PERSONAL:** Recorded a team-high 11 saves while posting a 0.92 ERA (3 ER/29.1 IP) as a junior for the University of South Carolina Aiken in 2013.

YEAR	CLUB	W-L	ERA	G	GS	CG	SHO	SV	IP	H	R	ER	HR	HB	BB	SO	WP	BK
2013	Lowell	0-3	2.63	15	0	0	0	1	24.0	20	7	7	1	2	5	18	1	0
2014	Greenville	1-5	4.73	20	0	0	0	1	45.2	39	26	24	7	2	13	43	7	0
	Salem	0-1	1.46	5	0	0	0	1	12.1	7	2	2	0	0	6	19	2	1
Minor League Totals		1-9	3.62	40	0	0	0	3	82.0	66	35	33	8	4	24	80	10	1

GUERRA, Javier Alexis

HT: 5-11; **WT:** 180; **BATS:** Left; **THROWS:** Right; **BORN:** 9/25/1995 in David, Panama; **RESIDES:** Dolega, Panama; **SIGNED BY:** Cristobal Garibaldi; **ACQUIRED:** Signed by the Red Sox as an international free agent, 7/2/2012.

2014: Led the GCL Red Sox in 2B (14), 3B (4), and total bases (82)... Also ranked among club leaders in games (2nd, 51), hits (T-1st, 54), HR (T-3rd, 2), and RBI (2nd, 26)... Following the season, ranked by *Baseball America* as the 13th-best prospect in the Sox organization and the 7th-best prospect in the GCL... Played 43 games at SS, committing 11 E in 198 total chances (.944)... Hit safely in 19 of his first 21 games from 6/20-7/17 (.329 AVG, 26-for-79)... Had the 3rd-longest hit streak in the GCL, hitting safely in 15 straight games from 6/27-7/17 (.368, 21-for-57, 4 2B, 3B, HR, 9 RBI)... Named Red Sox Minor League Defensive Player of the Month for July... Went 3-for-6 with a grand slam and drove in 5 runs in his final game of the regular season on 8/27 at the GCL Orioles... Hit .421 (8-for-19) over 4 postseason games with 2 2B, 2 HR and 4 RBI for the GCL champion Red Sox...
2013: In 1st pro season with the DSL Red Sox, had a .356 OBP (52-for-210, 33 BB, 3 HBP)... Posted a .954 fielding percentage (14 E/303 TC) in 59 games at SS.

YEAR	CLUB	AVG	G	AB	R	H	2B	3B	HR	RBI	SH	SF	HP	BB	SO	SB	CS	E
2013	DSL Red Sox	.248	60	210	27	52	9	0	0	23	6	1	3	33	40	7	4	14
2014	GCL Red Sox	.269	51	201	21	54	14	4	2	26	1	0	0	5	42	1	5	11
Minor League Totals		.258	111	411	48	106	23	4	2	49	7	1	3	38	82	8	9	25

GUNKEL, Joseph Dillon (Joe)

HT: 6-5; **WT:** 225; **BATS:** Right; **THROWS:** Right; **BORN:** 12/30/1991 in Boynton Beach, FL; **RESIDES:** Hershey, PA; **SIGNED BY:** Chris Calciano; **ACQUIRED:** Red Sox 18th pick (18th round, 533rd overall) in the 2013 June Draft.

2014: Combined with Single-A Greenville and High-A Salem to go 6-5 with a 3.47 ERA (40 ER/103.2 IP) and .228 opponent AVG (88-for-386)... Named a South Atlantic League mid-season All-Star... Held lefties to a .172 AVG (28-for-163)... Made his first 12 appearances as a reliever, but spent the rest of the season as a starter... Allowed 0 ER in 19.0 IP during parts of 8 outings from 4/24-5/28... In his final start with the Drive on 6/14 at Hagerstown, allowed only 1 hit in 6.0 shutout innings... Transferred to Salem on 6/19... Produced a 3.75 ERA (21 ER/50.1 IP) in his first 9 starts with Salem... Was on the disabled list from 8/20 through the remainder of the season...
2013: Made 1 appearance with the GCL Red Sox on 7/3 (1.0 IP, 0 R) before a 7/6 promotion to Short-A Lowell... Went 5-for-5 in save opportunities with the Spinners, surrendering 3 ER in 20.0 relief innings (1.35 ERA)... Named a New York-Penn League mid-season All-Star... Held opponents scoreless in 13 of 14 appearances with Lowell... Led the NYPL with 11.1 scoreless frames from 7/6-8/6, allowing 3 hits and fanning 16 in that stretch...
PERSONAL: Won 7 of 11 starts and had a 2.44 ERA (21 ER/77.1 IP) for West Chester (PA) University in 2013... Tossed a team-high 9 complete games, including 5 shutouts... Named honorable mention All-Atlantic Region by the National Collegiate Baseball Writers' Association.

Player Development

Minor League Players, Continued

YEAR	CLUB	W-L	ERA	G	GS	CG	SHO	SV	IP	H	R	ER	HR	HB	BB	SO	WP	BK
2013	GCL Red Sox	0-0	0.00	1	0	0	0	0	1.0	0	0	0	0	0	0	1	0	0
	Lowell	3-0	1.35	14	0	0	0	5	20.0	8	4	3	0	1	3	32	3	1
2014	Greenville	3-0	2.28	17	5	0	0	2	51.1	26	15	13	3	6	11	62	4	0
	Salem	3-5	4.64	10	10	1	0	0	52.1	62	32	27	3	2	13	39	6	0
Minor League Totals		9-5	3.10	42	15	1	0	7	124.2	96	51	43	6	9	27	134	13	1

GUNN, Michael Reid

LHP

HT: 6-0; **WT:** 220; **BATS:** Left; **THROWS:** Left; **BORN:** 1/25/1993 in Grenada, MS; **RESIDES:** Wilson, AR; **SIGNED BY:** Chris Mears; **ACQUIRED:** Red Sox 17th pick (16th round, 494th overall) in the 2014 June Draft.

2014: Made 3 relief appearances for the GCL Red Sox in his pro debut...Was on the disabled list from 7/5-8/17...

PERSONAL: Played baseball for 3 seasons (2012-14) at the University of Arkansas, leading the Razorbacks in appearances (28) and ERA (0.74) as a junior...Made 60 career relief appearances with the Razorbacks, going 6-3 with a 1.23 ERA...Graduated in 2011 from Christian Brothers (TN) High School.

YEAR	CLUB	W-L	ERA	G	GS	CG	SHO	SV	IP	H	R	ER	HR	HB	BB	SO	WP	BK
2014	GCL Red Sox	0-0	3.60	3	0	0	0	0	5.0	4	2	2	0	0	3	4	0	0

GUZMAN, Franklin

OF

HT: 5-11; **WT:** 215; **BATS:** Right; **THROWS:** Right; **BORN:** 2/4/1992 in Bayaguana, DR; **RESIDES:** Boca Chica, DR; **SIGNED BY:** Victor Rodriguez, Jr.; **ACQUIRED:** Signed by the Red Sox as an international free agent, 9/22/2012.

2014: Combined with Short-A Lowell and Single-A Greenville to hit .241 (47-for-195) in 54 games...Played his first 15 games with the Spinners before being transferred to Greenville on 7/10...Hit .300 (9-for-30, 8 R) in his first 9 games with the Drive...Went 4-for-4 with an HR on 7/29 at Hagerstown...**2013:** Appeared in a team-high 64 games for the DSL Red Sox in his pro debut...Ranked among club leaders in hits (1st, 61), RBI (2nd, 31), total bases (2nd, 85), and SB (3rd, 11).

YEAR	CLUB	AVG	G	AB	R	H	2B	3B	HR	RBI	SH	SF	HP	BB	SO	SB	CS	E
2013	DSL Red Sox	.254	64	240	34	61	8	5	2	31	0	3	4	22	44	11	5	3
	Lowell	.241	15	54	7	13	3	0	2	6	0	1	1	2	15	3	2	1
2014	Greenville	.241	39	141	23	34	11	0	3	11	4	1	0	10	40	6	0	6
	Minor League Totals	.248	118	435	64	108	22	5	7	48	4	5	5	34	99	20	7	10

HALEY, Justin

RHP

HT: 6-5; **WT:** 230; **BATS:** Right; **THROWS:** Right; **BORN:** 6/16/1991 in Orangevale, CA; **RESIDES:** Orangevale, CA; **SIGNED BY:** Desmond Smith; **ACQUIRED:** Red Sox 8th pick (6th round, 211th overall) in the 2012 June Draft.

2014: Combined with High-A Salem and Double-A Portland to go 10-6 with 1 save, a 2.35 ERA (34 ER/130.1 IP), and .227 opponent AVG (107-for-471)...Named a Carolina League mid-season All-Star...Earned a Pitcher of the Week honor in both the CL and the Eastern League...Made 6 scoreless starts of at least 6.0 IP...Allowed 3 ER or fewer in 16 of his 17 starts...

With Salem, tied for the team lead in wins (7)...Recorded 17.1 consecutive scoreless innings from 4/11-5/6...Earned his 1st career complete game and shutout on 5/16 at Carolina (7.0 IP, 3 H, 1 BB, 1 HBP, 9 SO)...Named CL Pitcher of the Week on 6/9 after throwing 6.0 shutout innings on 6/5 vs. Frederick (4 H, 1 BB, 7 SO)...Transferred to Portland on 7/29 and recorded at least 6.0 IP in each of his 6 starts...Made 3 scoreless starts with the Sea Dogs and allowed 1 ER in 2 others...Won each of his last 3 starts...In his final 2 starts on 8/25 and 8/30, allowed 0 R and combined to hold opponents to a .170 AVG (8-for-47, 2 BB, 14 SO)...Named EL Pitcher of the Week on 9/2...With Portland, held opponents to a .145 AVG (9-for-62) with runners on base and a .033 mark with RISP (1-for-30)...Pitched 6.0 shutout innings and earned the win in Game 2 of the EL semifinals vs. Binghamton (5 H, 1 BB, 8 SO)...**2013:** Posted the 8th-lowest ERA (3.68) among qualifying Red Sox minor league pitchers with Single-A Greenville...Ranked among South Atlantic League leaders in opponent AVG (5th, .219) and SO/9.0 IP (3rd, 8.8)...Led the Drive in innings (124.2) and wins (tied, 7), while finishing 2nd on the club in SO (124)...**2012:** Made pro debut with Short-A Lowell, tying for 2nd on the club with 12 starts...Did not throw more than 3.0 innings in any outing...Held opponents to 1 ER or fewer in 12 of 13 appearances...Posted a 0.89 ERA (2 ER/20.1 IP) over his first 8 starts from 7/2-8/6...**PERSONAL:** Went 8-4 with a 3.08 ERA (43 ER/125.2 IP) and 122 SO in 31 appearances (17 GS) over 2 seasons at Fresno State (2011-12)...Earned 2nd-Team All-Western Athletic Conference honors in 2012.

YEAR	CLUB	W-L	ERA	G	GS	CG	SHO	SV	IP	H	R	ER	HR	HB	BB	SO	WP	BK
2012	Lowell	0-1	1.89	13	12	0	0	0	33.1	23	11	7	1	2	16	33	2	0
2013	Greenville	7-11	3.68	26	24	0	0	0	124.2	97	64	51	10	0	74	124	10	2
2014	Salem	7-4	2.82	19	11	1	1	1	92.2	77	34	29	4	6	23	74	6	0
	Portland	3-2	1.19	6	6	0	0	0	37.2	30	5	5	2	2	16	33	1	0
Minor League Totals		17-18	2.87	64	53	1	1	1	288.1	227	114	92	17	10	129	264	19	2

HARRIS, Ryan James

RHP

HT: 6-2; **WT:** 215; **BATS:** Right; **THROWS:** Right; **BORN:** 1/25/1993 in Palm Beach Gardens, FL; **RESIDES:** Jupiter, FL; **SIGNED BY:** Tom Kotchman; **ACQUIRED:** Red Sox 27th pick (26th round, 794th overall) in the 2014 June Draft.

2014: Made 4 relief appearances for Short-A Lowell in his pro debut...**PERSONAL:** Played baseball for 3 seasons (2012-14) at the University of Florida, where he went 10-6 with 5 saves and a 3.09 ERA in 80 appearances...Graduated in 2011 from Jupiter (FL) High School...Selected by the New York Yankees in the 37th round of the 2011 June Draft, but did not sign.

YEAR	CLUB	W-L	ERA	G	GS	CG	SHO	SV	IP	H	R	ER	HR	HB	BB	SO	WP	BK
2014	Lowell	0-0	7.71	4	0	0	0	0	4.2	4	4	4	0	2	3	3	1	0

Minor League Players, Continued

HELLER, Kevin Francis

OF

HT: 5-10; **WT:** 215; **BATS:** Right; **THROWS:** Right; **BORN:** 9/12/1989 in Brooklyn, NY; **RESIDES:** Brooklyn, NY; **SIGNED BY:** Ray Fagnant; **ACQUIRED:** Red Sox 42nd pick (40th round, 1,231st overall) in the 2012 June Draft.

2014: Combined with High-A Salem (94 G) and Double-A Portland (10 G) to hit .246 (85-for-346) with a .368 OBP...Named a Carolina League mid-season All-Star after hitting .274 (52-for-190) with a .425 OBP and .458 SLG in 59 games before the All-Star break...Led the CL in HBP (17) and ranked 5th in OBP (.374)...Ranked 2nd on Salem in 2B (21)...Hit .324 (24-for-74) with a .451 OBP and .568 SLG vs. LHP while with Salem...Hit .313 (20-for-64) in April...Reached base via hit or BB in each of his first 15 games (.466 OBP)...Recorded his 3rd career multi-homer game on 5/24 vs. Potomac, hitting a 2-run, walk-off HR in the bottom of the 10th during Salem's 7-6 win vs. Potomac...Was hit by a pitch in 4 straight games from 6/6-10 and 8 times in a 12-game span from 5/28-6/13...Scored at least 1 run in 7 consecutive games from 6/1-10 (9 R)...Transferred to Portland on 8/12 and spent the remainder of the season there...**2013:** Spent time with Single-A Greenville, High-A Salem, and Double-A Portland, combining for a .219 AVG (32-for-146)...Hit .308 (12-for-39) during June while with the Drive...**2012:** Batted .290 (18-for-62) over 19 games between the GCL Red Sox and Short-A Lowell in his pro debut...Appeared at all 3 OF positions...Began the season in the GCL and hit safely in 9 of 12 games before being promoted on 8/30...Hit 2 HR on 9/5 at Brooklyn, his 1st professional homers...**PERSONAL:** Hit .374 (40-for-107) in 2012 as a senior at Division 3 Amherst College...Finished his career as the school's all-time leader in hits (172), runs (136), RBI (126), and total bases (275), and tied for the most HR (18).

YEAR	CLUB	AVG	G	AB	R	H	2B	3B	HR	RBI	SH	SF	HP	BB	SO	SB	CS	E
2012	GCL Red Sox	.263	12	38	11	10	3	0	0	2	0	0	0	6	8	0	1	1
	Lowell	.333	7	24	3	8	2	0	2	3	1	0	0	2	7	2	0	1
2013	Greenville	.248	35	117	12	29	3	2	2	10	0	0	5	10	33	4	0	3
	Salem	.000	3	9	0	0	0	0	0	0	0	0	0	0	4	0	0	0
	Portland	.150	7	20	1	3	1	0	0	3	0	0	0	3	6	1	0	6
2014	Salem	.253	94	316	41	80	21	2	7	48	1	2	17	45	90	12	5	2
	Portland	.167	10	30	2	5	1	0	0	3	0	0	0	6	8	0	0	1
Minor League Totals		.244	168	554	70	135	31	4	11	69	2	2	22	72	156	19	6	14

HERNANDEZ, Christopher (Chris)

LHP

HT: 6-2; **WT:** 200; **BATS:** Left; **THROWS:** Left; **BORN:** 12/14/1988 in Miami, FL; **RESIDES:** Pembroke Pines, FL; **SIGNED BY:** Laz Gutierrez; **ACQUIRED:** Red Sox 9th pick (7th round, 233rd overall) in the 2010 June Draft.

2014: Spent entire season with Triple-A Pawtucket, alternating between the rotation and bullpen...Produced a 3.61 ERA (34 ER/84.2 IP) as a starter and a 5.29 ERA (19 ER/32.1 IP) as a reliever...Held lefties to a .216 AVG (25-for-116), .292 OBP, and .241 SLG (3 2B, 0 3B, 0 HR)...Pitched at least 5.0 innings while allowing 2 ER or fewer in 9 of his starts...Pitched 7.0 scoreless innings on 5/28 vs. Gwinnett (3 H, 3 BB, 8 SO)...Carried a no-hitter into the 7th inning on 6/8 vs. Louisville, losing it on a single by Joey Votto, who was making a rehab appearance...In an 8-start span from 5/28-7/17, went 3-1 with a 2.28 ERA (12 ER/47.1 IP) and .179 opponent AVG (29-for-162, 0 HR)...**2013:** Spent majority of season with Triple-A Pawtucket, appearing in 24 games (16 GS)...Transferred to Portland on 8/2, allowing 6 ER in 33.0 IP (1.64 ERA) to finish the season...Tossed 7.0 scoreless innings of 3-hit ball for the win in his last start of the year on 8/30 vs. Trenton...**2012:** Ranked 2nd among full-season Red Sox qualifiers with a 3.26 ERA (53 ER/146.1 IP) over 26 games (25 GS) between Double-A Portland and Triple-A Pawtucket...Began the season with the Sea Dogs and named an Eastern League mid-season All-Star...Topped Portland hurlers (min. 80.0 IP) with a 3.13 ERA and 1.33 WHIP...Also ranked among Portland leaders in wins (T-3rd, 4), starts (2nd, 18), and IP (3rd, 103.2)...Promoted to Pawtucket on 7/20...**2011:** Named a Carolina League mid- and post-season All-Star in his 1st full pro season with High-A Salem...Ranked 4th in the CL and 2nd among full-season Red Sox qualifiers with a 3.18 ERA (45 ER/127.1 IP)...Compiled a team-leading 10 wins, tying for 2nd in the system...Also placed among club leaders in SO (3rd, 80), starts (3rd, 25), and IP (2nd, 127.1)...Surrendered 1 ER or fewer in 15 of 25 starts...**2010:** Made pro debut with Short-A Lowell, appearing in 1 game...**PERSONAL:** Went 10-3 with a 2.64 ERA and 110 SO in 19 games (18 GS) as a junior with the University of Miami in 2010...That year, led the Atlantic Coast Conference in ERA...Led Miami in wins (7), IP (90.2), and SO (93) in 2009...Named 2008 Freshman of the Year by *Baseball America* after going 11-0, the school's best-ever record for a freshman, with a 2.62 ERA while topping the team in wins, starts (17), IP (112.2), and SO (117).

YEAR	CLUB	W-L	ERA	G	GS	CG	SHO	SV	IP	H	R	ER	HR	HB	BB	SO	WP	BK
2010	Lowell	0-0	4.50	1	1	0	0	0	2.0	3	1	1	0	0	0	2	0	0
2011	Salem	10-7	3.18	25	25	1	0	0	127.1	112	53	45	8	6	51	80	6	0
2012	Portland	4-8	3.13	18	18	0	0	0	103.2	102	46	36	7	4	36	60	6	0
	Pawtucket	1-4	3.59	8	7	0	0	0	42.2	40	18	17	4	2	17	30	1	1
2013	Portland	2-0	1.64	5	5	0	0	0	33.0	28	8	6	0	0	8	19	0	0
	Pawtucket	3-9	5.72	24	16	0	0	0	102.1	130	76	65	12	3	51	61	7	1
2014	Pawtucket	5-9	4.08	33	16	1	0	1	117	117	60	53	5	4	60	75	3	0
Minor League Totals		25-37	3.80	114	88	2	0	1	528	532	262	223	36	19	223	327	23	2

HERNANDEZ, Marco Antonio

SS

HT: 6-0; **WT:** 170; **BATS:** Left; **THROWS:** Right; **BORN:** 9/6/1992 in Santiago, DR; **RESIDES:** Moca, DR; **SIGNED BY:** Jose Serra and Jose Estevez (Cubs); **ACQUIRED:** From the Chicago Cubs in exchange for LHP Felix Doubront on 12/15/14.

2014: Spent entire season with High-A Daytona...Named a Florida State League mid-season All-Star...Led the Tortugas in 3B (7) and SB (22) and ranked 2nd in games (122), runs (61), and hits (119)...Made all 122 of his starts at SS...Hit .328 (42-for-128) with RISP...Hit .321 (25-for-78) in April (22 G)...Combined in June and July (51 G) to bat .311 (61-for-196)...Had a season-high 11-game hitting streak from 7/20-30 (.405 AVG, 17-for-42, 11 R, 11 RBI)...Following the season, played in 16 games for Licey of the Dominican Winter League...Acquired by the Red Sox from the Chicago Cubs on 12/15, completing the trade for LHP Felix Doubront from 7/30...**2013:** Spent entire season with High-A Kane County...Stole a team-high 21 bases...Provided game's only run at Burlington on 8/15 with a solo HR in the 2nd inning...**2012:** Combined with Single-A Peoria and Short-A Boise to hit .258 (110-for-426)...Played his first 43 games with Peoria before transferring to Boise on 5/28...Had an 18-

Player Development

Minor League Players, Continued

game hitting streak from 7/25-8/13 (.347 AVG, 26-for-75)...Hit .357 (25-for-70) with RISP for the Hawks...**2011:** Led the AZL Cubs in runs (39), 2B (tied, 16), and RBI (42), and ranked 2nd in games (51), hits (70), and BB (16)...Ranked 3rd in the Arizona League in hits (70) and 4th in 2B (tied) and RBI...Hit .457 (21-for-46) during an 11-game hitting streak from 6/30-7/14 and .431 (28-for-65) during a 16-game hit streak from 7/22-8/10...Scored at least 1 run in 10 straight games from 7/1-14 (12 R)...Hit .365 (57-for-156) vs. RHP and .403 (29-for-72) with RISP...Hit .306 in June, .347 in July, and .329 in August...**2010:** Combined to hit .286 (73-for-255) in 69 games with the Chicago Cubs' DSL teams in his pro debut...Named a DSL mid-season All-Star.

YEAR	CLUB	AVG	G	AB	R	H	2B	3B	HR	RBI	SH	SF	HP	BB	SO	SB	CS	E
2010	DSL Cubs2	.272	23	92	10	25	8	0	0	7	0	0	0	6	6	6	5	9
	DSL Cubs1	.294	46	163	21	48	13	1	1	14	1	2	4	15	21	16	7	7
2011	AZL Cubs	.333	51	210	39	70	16	5	2	42	1	5	1	16	29	9	7	10
2012	Peoria	.210	43	157	18	33	2	3	2	12	2	3	0	9	40	2	1	10
	Boise	.286	67	269	39	77	12	4	5	38	2	2	0	10	36	8	3	22
2013	Kane County	.254	111	417	45	106	17	3	4	34	4	2	4	16	72	21	7	29
2014	Daytona	.270	122	441	61	119	13	7	3	55	7	6	2	30	90	22	8	29
Minor League Totals		.273	463	1749	233	478	81	23	17	202	17	20	11	102	294	84	38	116

HILL, Tyler Phillip

OF

HT: 6-0; **WT:** 205; **BATS:** Right; **THROWS:** Right; **BORN:** 3/4/1996 in Wilmington, DE; **RESIDES:** Wilmington, DE; **SIGNED BY:** Chris Calciano; **ACQUIRED:** Red Sox 20th pick (19th round, 584th overall) in the 2014 June Draft.

2014: Played in 4 games for the GCL Red Sox in his pro debut...**PERSONAL:** Graduated in 2014 from Delaware Military Academy, where he hit .432 and earned All-State 1st Team honors as a senior...Had committed to Wilmington University.

YEAR	CLUB	AVG	G	AB	R	H	2B	3B	HR	RBI	SH	SF	HP	BB	SO	SB	CS	E
2014	GCL Red Sox	.000	4	7	1	0	0	0	0	0	0	0	1	1	2	0	1	0

HINOJOSA, Dalier - See Page 137

RHP

HOFFMAN, Matthew C.

LHP

HT: 6-2; **WT:** 224; **BATS:** Left; **THROWS:** Left; **BORN:** 11/8/1988 in Owasso, OK; **RESIDES:** Owasso, OK; **SIGNED BY:** Steve Taylor (Tigers); **ACQUIRED:** Signed by the Red Sox as a minor league free agent, 1/16/2015.

2014: Split the season between the Twins' and Phillies' organizations after spending his first 6 seasons (2008-13) in the Tigers' system...Combined to go 1-1 with a 3.75 ERA (20 ER/48.0 IP) in 37 relief appearances...Began the season with Triple-A Rochester (Twins) and made 14 relief appearances with the Red Wings...Was on the DL from 4/4-10...Released by the Twins on 6/12 and signed by the Phillies as a minor league free agent on 6/14...Made 3 relief appearances in 3 stints for Triple-A Lehigh Valley, but spent most of the season with Double-A Reading...Allowed 0 ER in 16 of his 20 outings with Reading...Following the season, made 4 scoreless appearances, all in relief, for Aguilas of the Dominican Winter League...**2013:** Spent entire season with Triple-A Toledo and tied for the team lead in appearances (40) despite 3 stints on the DL...Allowed only 3 of 27 inherited runners to score...Held lefties to a .224 AVG (13-for-58)...Produced a 0.93 ERA (2 ER/19.1 IP) in April and May (20 G)...Recorded 19 consecutive scoreless appearances from 4/26-6/14 (18.1 IP), going 4-0 with a .175 opponent AVG (11-for-63, 6 BB, 19 SO) in that span...Combined to make only 8 appearances in July and August due to DL stints from 7/2-10, 7/30-8/14, and 8/26 through the remainder of the season...Each of his final 6 outings were scoreless (7.1 IP)...Also made 3 relief appearances with Margarita of the Venezuelan Winter League...Signed with the Minnesota Twins as a minor league free agent, 12/2/2013...**2012:** Spent entire season with Triple-A Toledo, ranking 2nd on the team in appearances (43) and games finished (tied, 13)...Was on the DL from 4/24-5/6 and 5/10-17...Produced a 1.84 ERA (6 ER/29.1 IP) from 6/20 through the remainder of the season (25 G)...Following the season, made 13 relief appearances for Mesa of the Arizona Fall League...**2011:** Began the season with Double-A Erie and made 1 relief appearance...Transferred to Triple-A Toledo on 4/8 and spent the remainder of the season there...Led the Mud Hens in holds (10) and ranked 2nd in games (49)...Allowed 0 ER in 9 consecutive outings from 4/24-5/17 (11.0 IP, 7 H, 2 BB, 11 SO)...Was on the DL from 7/24-8/2...Did not allow a run in his final 10 appearances (14.0 IP, 10 H, 1 BB, 10 SO)...Also made 2 relief appearances for Salt River of the Arizona Fall League (3.1 IP, 1 H, 0 R)...Following the season, ranked by *Baseball America* as the Tigers' 16th-best prospect...**2010:** Combined with High-A Lakeland, Double-A Erie, and Triple-A Toledo to go 1-3 with a 5.20 ERA (31 ER/53.2 IP) in 45 relief appearances...Also made 9 appearances, all in relief, for Surprise of the Arizona Fall League...Following the season, ranked by *Baseball America* as the Tigers' 16th-best prospect...**2009:** Combined with Single-A West Michigan and High-A Lakeland to go 8-7 with a 4.56 ERA (52 ER/102.2 IP) in 23 appearances (13 starts)...Was on the DL from 8/5-21...**2008:** Combined with Short-A Oneonta and Single-A West Michigan to go 3-7 with a 3.39 ERA (27 ER/71.2 IP) in his pro debut...**PERSONAL:** Selected by the Detroit Tigers in the 26th round of the 2007 June Draft out of Owasso (OK) High School...Went 8-1 as a senior, pitching a 3-hit shutout in a 1-0 win over Edmond Memorial High School in the state finals.

YEAR	CLUB	W-L	ERA	G	GS	CG	SHO	SV	IP	H	R	ER	HR	HB	BB	SO	WP	BK
2008	West Michigan	0-2	4.60	5	2	0	0	0	15.2	19	10	8	1	0	14	20	3	0
	Oneonta	3-5	3.05	12	10	0	0	0	56.0	49	24	19	1	2	24	44	5	0
2009	West Michigan	5-0	1.12	7	3	0	0	1	40.1	24	5	5	1	0	8	33	0	0
	Lakeland	3-7	6.79	16	10	1	1	0	62.1	79	52	47	9	3	21	32	3	1
2010	Lakeland	0-1	1.59	16	0	0	0	3	22.2	17	5	4	1	0	2	18	0	0
	Erie	1-2	7.43	26	0	0	0	0	26.2	36	26	22	3	0	20	22	2	1
	Toledo	0-0	10.38	3	0	0	0	0	4.1	9	5	5	1	0	4	4	1	0
	Erie	0-0	54.00	1	0	0	0	0	0.1	0	2	2	0	0	2	0	0	0
2011	Toledo	2-5	3.18	49	0	0	0	0	62.1	60	26	22	3	4	23	46	0	0
	Toledo	1-2	3.69	43	0	0	0	0	46.1	55	28	19	4	4	16	32	4	0
2013	Toledo	4-3	2.06	40	0	0	0	0	35.0	32	12	8	2	1	16	35	0	0
2014	Rochester	1-0	3.80	14	0	0	0	2	21.1	24	10	9	4	0	9	19	1	0
	Reading	0-1	3.57	20	0	0	0	3	22.2	21	10	9	2	1	8	30	1	0
	Lehigh Valley	0-0	4.50	3	0	0	0	0	4.0	5	2	2	0	0	2	1	0	0
Minor League Totals		20-28	3.88	255	25	1	1	9	420.0	430	217	181	32	15	169	336	20	2

Player Development

Minor League Players, Continued

HOOKER, James Deryk (Deryk)

RHP

HT: 6-4; **WT:** 185; **BATS:** Right; **THROWS:** Right; **BORN:** 6/21/1989 in San Diego, CA; **RESIDES:** San Diego, CA; **SIGNED BY:** Jeff Ishii (Cardinals); **ACQUIRED:** Signed by the Red Sox as a minor league free agent, 2/12/2015.

2014: Began 1st season in the OAK organization after spending 2007-13 in the STL system...Combined with Double-A Midland and Triple-A Sacramento to go 1-4 with a 3.90 ERA (28 ER/64.2 IP) in 34 games (4 starts)...Allowed only 2 HR all season, including none in his final 23 games (48.2 IP)...Made his first 22 appearances (1 start) with Sacramento...Produced a 2.25 ERA (5 ER/20.0 IP) in 11 outings from 5/11-6/27...Transferred to Midland on 7/1...Went 1-0 with a 1.47 ERA (3 ER/18.1 IP) in his final 7 appearances (2 starts) of the season...**2013:** Pitched exclusively out of the bullpen for the 1st time in his professional career, combining with Double-A Springfield and Triple-A Memphis to go 1-4 with 8 saves and a 4.12 ERA (31 ER/67.2 IP) in a career-high 54 appearances...Held opponents to a .228 AVG (58-for-254)...Averaged 9.98 SO/9.0 IP...Opened the season with a 22-game, 29.2-inning homerless streak for Springfield...Produced a 0.99 ERA (3 ER/27.1 IP) during a 19-game stretch from 4/12-6/2...Made 11 scoreless appearances over 2 stints with Memphis...Elected free agency on 11/4 and signed with OAK as a minor league free agent on 11/18...Made 9 relief appearances for Lara of the Venezuelan Winter League...**2012:** Spent entire season with Double-A Springfield, ranking 2nd on the club in holds (9)...Began season on the DL and was reinstated on 5/18...Produced a 1.42 ERA during a 15-game stretch from 6/9-7/22 (19.0 IP, 14 H, 3 ER, 4 BB, 14 SO)...Made 3 postseason appearances for the Texas League champions (3.0 IP, 2 H, 2 ER, BB, 5 SO)...Following the season, made 6 relief appearances for Lara of the VWL (7.0 IP, 1 ER)...**2011:** Spent majority of season with Double-A Springfield, but missed nearly 3 months on the DL...Named Texas League Pitcher of the Week for the period 5/2-8 (1 GS, 7.0 IP, 2 H, 0 R, 2 BB, 4 SO)...Placed on the DL from 5/17-8/10, making 2 rehab starts with the GCL Cardinals...Reinstated from the DL and made 1 start for High-A Palm Beach before returning to Springfield on 8/17...Earned 2nd TL Pitcher of the Week honor of the season for the period 8/22-28 (1 GS, 6.0 IP, 1 H, 0 R, 2 HBP, 2 BB, 4 SO)...**2010:** Combined with Single-A Quad City and High-A Palm Beach to go 8-7 with a 2.99 ERA (37 ER/111.1 IP) in 26 appearances (19 starts)...Ranked 4th among STL minor leaguers with 127 SO, averaging 10.27 SO/9.0 IP...Allowed only 3 HR, including none in 41.1 IP with Palm Beach...Allowed 2 ER or fewer in 15 of his 19 starts...Recorded 8 scoreless starts, including a pair of 7.0-inning performances on 8/20 and 9/1...**2009:** Spent entire season with Short-A Batavia, ranking 2nd on the club in starts (10) and innings (61.0) and 3rd in SO (53)...Allowed 0 ER in each of his first 2 starts...Produced a 1.77 ERA (4 ER/20.1 IP) in August...**2008:** Combined with Rookie-level Johnson City and Single-A Quad Cities to go 1-2 with a 2.77 ERA (20 ER/65.0 IP) in 15 appearances (12 starts)...Averaged 10.11 SO/9.0 IP...Produced a 1.31 ERA (8 ER/55.0 IP) in his final 12 outings of the season...**2007:** Selected by STL in the 7th round of the 2007 June Draft...Averaged 13.65 SO/9.0 IP for the GCL Cardinals...Held lefties to only 3 hits, all singles, in 42 AB (.071 AVG)...Struck out 11 batters in only 4.0 IP in his final outing of the season (8/17 vs. GCL Dodgers)...**PERSONAL:** Graduated from Mira Mesa (CA) High School.

YEAR	CLUB	W-L	ERA	G	GS	CG	SHO	SV	IP	H	R	ER	HR	HB	BB	SO	WP	BK
2007	GCL Cardinals	1-1	2.32	10	3	0	0	0	31.0	28	13	8	1	0	11	47	2	0
2008	Johnson City	1-1	3.38	11	8	0	0	1	42.2	38	20	16	1	2	14	55	5	0
	Quad Cities	0-1	1.61	4	4	0	0	0	22.1	20	5	4	2	1	6	18	1	0
2009	Batavia	1-6	3.98	15	10	0	0	0	61.0	56	30	27	4	6	23	53	4	0
2010	Quad Cities	5-4	2.83	18	11	0	0	1	70.0	58	26	22	3	5	22	88	5	1
	Palm Beach	3-3	3.27	8	8	0	0	0	41.1	39	18	15	0	3	14	39	2	0
2011	Springfield	2-6	4.94	11	11	0	0	0	58.1	58	34	32	8	5	18	39	3	0
	GCL Cardinals	0-1	3.00	2	2	0	0	0	3.0	5	2	1	0	0	0	4	0	0
	Palm Beach	0-0	0.00	1	1	0	0	0	4.0	3	0	0	0	0	0	5	0	0
2012	Springfield	2-3	4.31	37	1	0	0	1	48.0	52	27	23	5	3	17	43	9	0
2013	Springfield	1-4	3.64	39	0	0	0	8	47.0	38	19	19	4	2	10	61	4	0
	Memphis	0-0	5.23	15	0	0	0	0	20.2	20	12	12	2	0	8	14	0	0
2014	Sacramento	0-4	4.25	22	1	0	0	0	36.0	43	22	17	2	2	16	16	7	0
	Midland	1-0	3.45	12	3	0	0	0	28.2	34	11	11	0	0	11	20	2	0
Minor League Totals		17-34	3.63	205	63	0	0	11	514.0	492	239	207	32	29	170	502	44	1

HUDSON, Bryan Nicholas

OF

HT: 6-1; **WT:** 200; **BATS:** Left; **THROWS:** Right; **BORN:** 2/10/1995 in Atlanta, GA; **RESIDES:** Dacula, GA; **SIGNED BY:** Brian Moehler; **ACQUIRED:** Red Sox 15th pick (15th round, 443rd overall) in the 2013 June Draft.

2014: Spent entire season with Short-A Lowell, tying for the team lead in BB (25)...Made 38 starts in LF, 11 in CF, and 1 in RF...Made only 1 E in 102 chances (.990)...Went 4-for-5 with 2 R, 2 3B, and 4 RBI on 7/26 vs. Hudson Valley...**2013:** In pro debut with the GCL Red Sox, posted the 3rd-highest AVG among Red Sox minor leaguers (.304) and ranked 3rd in the GCL with a team-high .406 OBP...Paced the GCL Sox in AVG and BB (23)...Did not commit an error in 80 chances between LF and CF...*Baseball America* named him the fastest base runner in the Red Sox' farm system...**PERSONAL:** Attended Mill Creek (GA) High School.

YEAR	CLUB	AVG	G	AB	R	H	2B	3B	HR	RBI	SH	SF	HP	BB	SO	SB	CS	E
2013	GCL Red Sox	.304	43	135	18	41	6	0	0	15	2	1	1	23	39	6	1	0
2014	Lowell	.237	52	194	27	46	5	3	0	11	1	0	1	25	43	8	5	1
Minor League Totals		.264	95	329	45	87	11	3	0	26	3	1	2	48	82	14	6	1

JEREZ, Williams A.

LHP

HT: 6-4; **WT:** 190; **BATS:** Left; **THROWS:** Left; **BORN:** 5/16/1992 in Santiago, DR; **RESIDES:** Brooklyn, NY; **SIGNED BY:** Ray Fagnant; **ACQUIRED:** Red Sox 5th pick (2nd round, 81st overall) in the 2011 June Draft.

2014: Converted to a pitcher after spending his first 3 professional seasons in the OF...Combined with the GCL Red Sox and Short-A Lowell to go 4-2 with 1 save and a 2.88 ERA (11 ER/34.1 IP) in 14 appearances, all in relief...Averaged 10.50 SO/9.0 IP...Did not allow a HR all season...Compiled a 1.10 ERA (2 ER/16.1 IP) and .172 opponent AVG (10-for-58) in his final 6 games with the GCL Sox...Transferred to Lowell on 8/12 and spent the remainder of the season there...**2013:** Appeared in 38 games for Short-A Lowell and hit .176 (21-for-119)...Posted a .968 fielding percentage (2 E/62 TC) between RF and CF...**2012:** Hit

Player Development

Minor League Players, Continued

.241 (20-for-83) in 23 games with Short-A Lowell before being placed on the DL for the remainder of the year on 7/17...**2011:** Made pro debut with the GCL Red Sox and hit .248 (32-for-129) in 32 games...**PERSONAL:** Attended Grand Street Campus (NY) High School...Led New York City's Public School Athletic League with a .692 AVG, 36 hits, .758 OBP, and 1.385 SLG in 2011.

YEAR	CLUB	W-L	ERA	G	GS	CG	SHO	SV	IP	H	R	ER	HR	HB	BB	SO	WP	BK
2014	GCL Red Sox	3-1	2.22	9	0	0	0	1	24.1	20	8	6	0	2	5	27	2	2
	Lowell	1-1	4.50	5	0	0	0	0	10.0	13	6	5	0	2	6	13	2	0
Minor League Totals		4-2	2.88	14	0	0	0	1	34.1	33	14	11	0	4	11	40	4	2

JIMENEZ, Dedgar Alfonso

LHP

HT: 6-3; **WT:** 240; **BATS:** Left; **THROWS:** Left; **BORN:** 3/6/1996 in Araure, VZ; **RESIDES:** Acarigua, VZ; **SIGNED BY:** Angel Escobar; **ACQUIRED:** Signed by the Red Sox as an international free agent, 7/28/2012.

2014: Made domestic debut and led the GCL Red Sox in starts (10), IP (49.1), and SO (37)...Named the organization's Latin Program Pitcher of the Year for the 2nd straight season...Ranked 7th in the league in ERA (3.28)...Held lefties to a .135 AVG (5-for-37, 0 XBH)...Allowed 0 ER in 5.0 IP in 3 of his starts...Earned the win in Game 1 of the GCL finals (5.0 IP, 2 H, 1 R, 0 ER)...**2013:** Named the Red Sox Latin Program Pitcher of the Year...Ranked among league leaders in ERA (7th) and WHIP (4th, 0.90)...Held opponents to 1 ER or fewer in 11 of his 13 starts...Led the team in starts (12, 13) and SO (55).

YEAR	CLUB	W-L	ERA	G	GS	CG	SHO	SV	IP	H	R	ER	HR	HB	BB	SO	WP	BK
2013	DSL Red Sox	4-3	1.50	13	13	0	0	0	60.0	45	18	10	1	1	9	55	6	0
2014	GCL Red Sox	5-2	3.28	11	10	0	0	0	49.1	54	26	18	3	1	8	37	3	0
Minor League Totals		9-5	2.31	24	23	0	0	0	109.1	99	44	28	4	2	17	92	9	0

JIMENEZ, Elis Raul

RHP

HT: 6-2; **WT:** 195; **BATS:** Right; **THROWS:** Right; **BORN:** 6/26/1992 in Valencia, VZ; **RESIDES:** Chirgua, VZ; **SIGNED BY:** Angel Escobar; **ACQUIRED:** Signed by the Red Sox as an international free agent, 11/10/2009.

2014: Combined with Short-A Lowell, Single-A Greenville, and High-A Salem to go 4-3 with a 5.23 ERA (24 ER/41.1 IP) in 22 appearances, all in relief...Began the season with Salem and appeared in 2 games before spending the remainder of the season between Greenville and Lowell...Did not allow an earned run in his final 6 appearances (14.0 IP)...**2013:** Allowed 1 ER in 22.1 IP (0.40 ERA) with the GCL Red Sox, marking the club's lowest ERA (min. 10.0 IP)...Converted 7 of 8 save opportunities and finished 4th in the GCL with 17 games finished...Appeared in 4 games for Margarita of the Venezuelan Winter League...**2012:** Spent the season with the GCL Sox, posting a 1.08 ERA (3 ER/25.0 IP) with 23 SO in 7 appearances as a reliever...**2011:** Led the DSL Red Sox in games (21) and saves (6), and was tops in ERA (2.02) among club qualifiers...Also placed 3rd among DSL Red Sox qualifiers in WHIP (0.86)...Ranked 2nd among league qualifiers with 1.10 BB/9.0 IP and 4th with 8.27 base runners allowed per 9.0 IP...Tossed 12.1 scoreless innings over 6 consecutive relief appearances from 7/15-8/2...Tossed 4.1 hitless innings on 7/29 vs. the DSL Brewers...**2010:** Led the DSL Sox with 16 appearances and tied for the club lead with 4 saves...Picked up 1st pro win after tossing 6.0 scoreless innings in relief on 8/10 vs. the DSL Indians.

YEAR	CLUB	W-L	ERA	G	GS	CG	SHO	SV	IP	H	R	ER	HR	HB	BB	SO	WP	BK
2010	DSL Red Sox	1-3	3.92	16	0	0	0	4	41.1	41	21	18	2	0	12	22	3	0
2011	DSL Red Sox	3-1	2.02	21	0	0	0	6	49.0	36	12	11	3	3	6	39	1	0
2012	GCL Red Sox	3-1	2.18	9	2	0	0	1	33.0	30	9	8	1	1	6	26	4	0
2013	GCL Red Sox	2-1	0.40	18	0	0	0	7	22.1	19	5	1	1	0	0	17	0	1
	Lowell	0-1	4.50	1	0	0	0	0	2.0	1	1	1	0	1	1	1	1	0
2014	Salem	0-0	3.38	2	0	0	0	0	2.2	2	1	1	1	0	0	0	0	0
	Greenville	0-1	12.79	3	0	0	0	1	6.1	10	9	9	1	1	5	5	1	0
	Lowell	4-2	3.90	17	0	0	0	1	32.1	30	18	14	0	3	14	22	4	0
Minor League Totals		13-10	3.00	87	2	0	0	20	189.0	169	76	63	9	9	44	132	14	1

JOHNSON, Christopher B. (Brian) - See page 142

LHP

JOHNSON, Matthew Taff (Matty)

OF

HT: 5-8; **WT:** 175; **BATS:** Switch; **THROWS:** Right; **BORN:** 4/10/1988 in Chicago, IL; **RESIDES:** Omaha, NE; **ACQUIRED:** Signed by the Red Sox as a non-drafted free agent, 9/30/2010.

2014: Led Red Sox minor leaguers in runs scored (104) and ranked 2nd in steals (40)...Led the Carolina League in runs, hits (141), and games (132), also ranking 2nd in BB (74) and steals and 3rd in OBP (.377)...Also led all league OF in putouts (275)...Led High-A Salem in games, runs, hits, 3B (10), total bases (191), BB, and steals, also ranking 2nd in RBI (55)...Put together 3 hitting streaks of at least 11 games...Made 111 of his starts in CF...Hit .310 (117-for-378) vs. RHP and .336 (37-for-110) with RISP...Recorded a .327 AVG (17-for-52) and .407 OBP during a 12-game hitting streak from 4/17-5/1 (15 R)...Was 3-for-3 in SB attempts on 5/8 vs. Carolina and again on 6/10 at Frederick...Had an 11-game hit streak from 6/1-12 (.327 AVG, 16-for-49, 10 R, 8 SB)...Hit .302 (75-for-248) after the All-Star break, including .324 (67-for-207) in his final 55 games...Had a season-high 17-game hitting streak from 7/27-8/17 (.391 AVG, 27-for-69, 18 R)...Reached base via hit or BB in 30 consecutive games from 7/25-8/28, batting .365 (42-for-115) with a .455 OBP and .522 SLG in that span...**2013:** Made stops in High-A Salem (56 G), Double-A Portland (25 G), and Triple-A Pawtucket (1 G), combining for a .258 AVG (77-for-299)...Promoted to Pawtucket on 5/7 for 1 game, then returned to Salem on 5/11...Placed on the DL from 6/22-7/11...**2012:** Played 48 games at Salem after spending 2 stints on the DL...Appeared at all 3 OF positions...Knocked 1st career HR on 6/4 vs. Winston-Salem...Played in 12 games at Short-A Lowell while on rehab from 8/16-29...**2011:** Batted .307 (61-for-199) between Lowell and Single-A Greenville in his affiliated debut...Led Lowell with a .321 AVG (min. 100 AB) and tied for 2nd with 15 SB in 16 chances (93.8%)...Named a NYPL mid-season All-Star...**2010:** Named top independent league prospect by *Baseball America* after batting .313 (57-for-182) with a .429 OBP for the Frontier League's Gateway Grizzlies...Had his contract purchased by Boston on 9/30...**PERSONAL:** Led Bellevue (NE) University with a .427 AVG and 26 steals (32 chances) as a senior in 2010 and was named a 2nd-Team NIAA All-American as well as 1st-Team All-MCAC while earning a MCAC Gold Glove...Played for Sedalia of the summer collegiate MINK League before joining Gateway.

Minor League Players, Continued

YEAR	CLUB	AVG	G	AB	R	H	2B	3B	HR	RBI	SH	SF	HP	BB	SO	SB	CS	E
2010	Gateway	.313	47	182	43	57	6	3	0	19	4	0	2	35	20	24	6	2
2011	Lowell	.321	32	109	21	35	6	1	0	8	1	0	2	16	17	15	1	1
	Greenville	.289	28	90	17	26	1	1	0	6	4	0	1	13	18	4	4	0
2012	Lowell	.191	12	47	7	9	0	0	0	1	0	0	0	5	13	4	0	1
	Salem	.265	48	155	28	41	10	1	1	17	2	2	1	21	23	5	6	0
2013	Salem	.252	56	202	20	51	9	3	0	22	11	2	1	16	31	11	6	1
	Portland	.280	25	93	12	26	2	1	0	4	2	0	1	9	13	8	7	1
	Pawtucket	.000	1	4	0	0	0	0	0	1	0	0	0	3	0	0	0	0
2014	Salem	.276	132	510	104	141	18	10	4	55	6	3	10	74	85	40	17	4
Minor League Totals		.272	334	1210	209	329	46	17	5	114	26	7	16	154	203	87	41	8
Independent Lg. Totals		.313	47	182	43	57	6	3	0	19	4	0	2	35	20	24	6	2

KAPSTEIN, Zachary (Zach)

OF

HT: 6-2; **WT:** 215; **BATS:** Right; **THROWS:** Right; **BORN:** 5/28/1992 in Providence, RI; **RESIDES:** Little Compton, RI; **SIGNED BY:** Ray Fagnant; **ACQUIRED:** Red Sox 46th pick (44th round, 1,343rd overall) in the 2010 June Draft.

2014: Hit .280 (56-for-200) with a .362 OBP with Single-A Greenville in his full-season debut...Hit .343 (36-for-105) with a .403 OBP in the 1st half of the season (35 G)...Hit lone HR of the season on 5/13 vs. West Virginia, a 3-run shot that tied the game at 5-5 in the bottom of the 9th and led to a 7-5 Greenville victory...Was on the disabled list from 5/31-6/8 and from 8/1 through the remainder of the season...**2013:** Appeared in only 2 games with Short-A Lowell after enduring 2 trips to the DL from 6/17-28 and 7/1 to the end of the season...**2012:** Played the season with Lowell...Missed time on the DL from 8/22-9/20...**2011:** Posted a .400 AVG (24-for-60) in 22 games with the GCL Red Sox...Played 1B (7 G), LF (3 G), and RF (2 G)...Hit safely in 9 consecutive games at a .533 clip (16-for-30) from 8/5-23...Knocked 1st career HR in his final game of the season on 8/27 at the GCL Twins...**2010:** Played 8 games for the GCL Red Sox in his pro debut...**PERSONAL:** Hit .603 (41-for-68) with 5 HR and 22 RBI while stealing 24 bases in as many attempts as a senior for Tiverton (RI) High School in 2010...Is the nephew of Red Sox Senior Advisor for Baseball Projects Jeremy Kapstein.

YEAR	CLUB	AVG	G	AB	R	H	2B	3B	HR	RBI	SH	SF	HP	BB	SO	SB	CS	E
2010	GCL Red Sox	.000	8	5	0	0	0	0	0	0	0	0	1	2	2	0	0	0
2011	GCL Red Sox	.400	22	60	4	24	4	0	1	6	0	0	2	5	13	0	1	0
2012	Lowell	.160	26	81	9	13	3	0	0	2	0	0	3	7	31	0	0	1
2013	Lowell	.125	2	8	0	1	1	0	0	1	0	0	0	0	3	0	0	0
2014	Greenville	.280	66	200	26	56	8	1	1	26	2	2	3	24	76	2	1	2
Minor League Totals		.266	124	354	39	94	16	1	2	35	2	2	9	38	125	2	2	3

KEMP, Trenton Jarrett (Trent)

OF

HT: 6-2; **WT:** 195; **BATS:** Right; **THROWS:** Right; **BORN:** 9/30/1995 in Clovis, CA; **RESIDES:** Clovis, CA; **SIGNED BY:** Demond Smith; **ACQUIRED:** Red Sox 16th pick (15th round, 464th overall) in the 2014 June Draft.

2014: Played in 38 games with the GCL Red Sox in his pro debut...Made 17 starts in LF, 17 in CF, and 1 in RF...Hit 1st career HR on 7/28 at the GCL Orioles, a go-ahead grand slam in the 4th inning...Hit .471 (8-for-17, 4 R, HR, 3 RBI) in 4 postseason games for the GCL champion Red Sox...**PERSONAL:** Graduated in 2014 from Buchanan (CA) High School, where he was a 2-time All-State 1st Team selection...Was also a wide receiver on Buchanan's football team.

YEAR	CLUB	AVG	G	AB	R	H	2B	3B	HR	RBI	SH	SF	HP	BB	SO	SB	CS	E
2014	GCL Red Sox	.225	38	120	21	27	8	0	3	20	0	0	3	12	36	3	2	1

KOPECH, Michael Talbert

RHP

HT: 6-3; **WT:** 205; **BATS:** Right; **THROWS:** Right; **BORN:** 4/30/1996 in Longview, TX; **RESIDES:** Daingerfield, TX; **SIGNED BY:** Tim Collinsworth; **ACQUIRED:** Red Sox 2nd pick (1st round, 33rd overall) in the 2014 June Draft.

2014: Made 8 starts with the GCL Red Sox in his pro debut...Recorded a .216 opponent AVG (11-for-51), including .118 (2-for-17) vs. lefties...Averaged 10.5 SO/9.0 IP...Faced 10 batters or fewer in each start...Following the season, rated by *Baseball America* as having the best slider in the Sox farm system...Also ranked as the 14th-best prospect in the organization...**PERSONAL:** Graduated in 2014 from Mount Pleasant (TX) High School...Went 3-0 with a 0.44 ERA in 11 appearances as a senior (64.0 IP, 129 SO)...Was a 2-time Perfect Game All-American...Had committed to play baseball at the University of Arizona.

YEAR	CLUB	W-L	ERA	G	GS	CG	SHO	SV	IP	H	R	ER	HR	HB	BB	SO	WP	BK
2014	GCL Red Sox	0-1	4.61	8	8	0	0	0	13.2	11	7	7	0	0	9	16	0	0

KRAUS, Kyle M.

RHP

HT: 5-11; **WT:** 200; **BATS:** Right; **THROWS:** Right; **BORN:** 1/19/1990 in West Linn, OR; **RESIDES:** West Linn, OR; **SIGNED BY:** Pat Portugal; **ACQUIRED:** Red Sox 9th pick (7th round, 241st overall) in the 2012 June Draft.

2014: Tied for the High-A Salem lead in wins (7) and ranked 3rd in appearances (27) and 4th in games finished (13)...Had the 4th-lowest BB/9.0 IP ratio among South Atlantic League relievers (1.87)...Made his lone appearance with Double-A Portland on 4/28 vs. Reading...Went 2-0 with a 1.35 ERA (2 ER/13.1 IP) in May, and 1-0 with a 0.61 ERA (1 ER/14.2 IP) and .208 opponent AVG (11-for-53) in July...Produced 5 straight scoreless appearances from 7/7-27 (11.1 IP)...**2013:** Split time between Single-A Greenville, High-A Salem, and Double-A Portland, combining for a 3.16 ERA (31 ER/88.1 IP)...Made 5 starts, all with Salem between 6/3-7/12...Tossed 4.0 scoreless frames of relief in only outing with the Sea Dogs on 7/16...**2012:** Posted a 2.96 ERA (9 ER/27.1 IP) with 3 saves and 23 SO compared to 4 BB over 16 games in his pro debut between Single-A Greenville and Short-A Lowell...Began the season with the Spinners, tying for 3rd on the club with 9 games finished...Spent time on the DL from 6/25-7/7...Went 3-for-3 in save opportunities with Lowell from 7/24-8/2...Promoted to the Drive on 8/7...**PERSONAL:** Went 27-20 with a 3.30 ERA (149 ER/406.0 IP) in 60 appearances (56 GS) over his 4-year career at the University of Portland...Named to the All-WCC 1st Team and earned WCC All-Academic honorable mention as a senior in 2012.

Player Development

Minor League Players, Continued

YEAR	CLUB	W-L	ERA	G	GS	CG	SHO	SV	IP	H	R	ER	HR	HB	BB	SO	WP	BK
2012	Lowell	0-0	2.61	10	0	0	0	3	10.1	10	5	3	0	0	2	8	0	0
	Greenville	0-0	3.18	6	2	0	0	0	17.0	19	6	6	2	1	2	15	0	0
2013	Greenville	2-0	2.29	19	0	0	0	4	35.1	32	11	9	1	3	4	35	2	0
	Salem	4-2	4.04	13	5	0	0	1	49.0	52	24	22	5	3	13	28	3	0
	Portland	0-0	0.00	1	0	0	0	0	4.0	1	0	0	0	0	1	2	0	0
2014	Salem	7-4	4.43	27	3	0	0	3	83.1	100	49	41	9	2	16	59	5	0
	Portland	0-0	21.60	1	0	0	0	0	1.2	7	4	4	1	0	2	0	0	0
Minor League Totals		13-6	3.81	77	10	0	0	11	200.2	221	99	85	18	9	40	147	10	0

LaHAIR, Bryan Allan - See Page 147

1B/OF

LAMEDA, Raiwinson Roberto

OF

HT: 5-11; **WT:** 180; **BATS:** Left; **THROWS:** Right; **BORN:** 10/7/1995 in San Carlos, VZ; **RESIDES:** San Carlos, VZ; **SIGNED BY:** Eddie Romero and Angel Escobar; **ACQUIRED:** Signed by the Red Sox as an international free agent, 7/15/2012.

2014: Tied for the DSL Red Sox lead in steals (13) and ranked 2nd in runs (39), hits (61), and RBI (32)...Also ranked 3rd on the club in OPS (.772)...Made 34 starts in RF, 9 in LF, and 1 in CF...Hit .500 (16-for-32) vs. LHP...Hit safely in 19 of 21 games from 7/18-8/14 (.386 AVG, 34-for-88, 20 R)...**2013:** Played in 56 games with the DSL Sox in his pro debut...Played all 3 OF positions and did not commit an error in 106 chances.

YEAR	CLUB	AVG	G	AB	R	H	2B	3B	HR	RBI	SH	SF	HP	BB	SO	SB	CS	E
2013	DSL Red Sox	.220	56	200	27	44	10	3	0	19	2	2	3	15	35	8	5	0
2014	DSL Red Sox	.307	51	199	39	61	7	4	2	32	2	4	5	14	27	13	6	2
Minor League Totals		.263	107	399	66	105	17	7	2	51	4	6	8	29	62	21	11	2

LIGHT, Patrick James (Pat)

RHP

HT: 6-5; **WT:** 220; **BATS:** Right; **THROWS:** Right; **BORN:** 3/29/1991 in Colts Neck, NJ; **RESIDES:** Colts Neck, NJ; **SIGNED BY:** Ray Fagnant; **ACQUIRED:** Red Sox 3rd pick (sandwich pick between the 1st and 2nd rounds, 37th overall) in the 2012 June Draft.

2014: Combined with Single-A Greenville and High-A Salem to go 8-6 with a 4.83 ERA (71 ER/132.1 IP) in 25 appearances, all starts...Led Salem pitchers in starts (22) and innings (115.0)...Made 3 starts for the Drive before being transferred to Salem on 4/24...Went 4-1 with a 2.06 ERA (8 ER/35.0 IP) and .219 opponent AVG (28-for-128) in 6 starts from 6/29-7/27...Recorded at least 5.0 IP and allowed 1 ER or fewer in 7 of his final 11 starts...**2013:** Appeared in only 13 games between the GCL Red Sox and Single-A Greenville due to 3 trips to the DL (4/24-5/7, 5/23-6/1, 6/2-8/31)...**2012:** Made his pro debut with Short-A Lowell, tying for 2nd on the club with 12 starts...Did not throw more than 3.0 innings in any outing...Held opponents to 1 ER or fewer in 10 of 12 appearances...Following the season, ranked by *Baseball America* as the No. 17 prospect overall in the New York-Penn League...**PERSONAL:** Went 14-14 with a 3.84 ERA (100 ER/234.1 IP) in 3 seasons at Monmouth University and became the highest draft pick in school history...Set single-season school records as a junior in 2012 with 102 SO and 101.1 IP en route to being named 2012 New Jersey Collegiate Baseball Association Pitcher of the Year...Played for Chatham in the Cape Cod League in 2011...Helped Christian Brothers (NJ) Academy to a State and 2A-North Sectional Championship...Originally selected by the Twins in the 28th round of the 2009 June Draft, but did not sign.

YEAR	CLUB	W-L	ERA	G	GS	CG	SHO	SV	IP	H	R	ER	HR	HB	BB	SO	WP	BK
2012	Lowell	0-2	2.37	12	12	0	0	0	30.1	27	9	8	1	1	5	30	2	0
2013	GCL Red Sox	0-0	0.00	3	3	0	0	0	6.0	4	0	0	0	0	2	3	0	0
	Greenville	1-4	8.89	10	9	0	0	0	28.1	44	33	28	4	1	14	28	5	0
2014	Greenville	2-0	4.15	3	3	0	0	0	17.1	15	9	8	1	0	4	19	0	0
	Salem	6-6	4.93	22	22	1	0	0	115.0	135	67	63	10	6	33	57	5	0
Minor League Totals		9-12	4.89	50	49	1	0	0	197.0	225	118	107	16	8	58	137	12	0

LIN, Tzu-Wei

SS

HT: 5-9; **WT:** 170; **BATS:** Left; **THROWS:** Right; **BORN:** 2/15/1994 in Kaohsiung County, Taiwan; **RESIDES:** Kaohsiung County, Taiwan; **SIGNED BY:** Louie Lin, Jon Deeble, and Eddie Romero; **ACQUIRED:** Signed by the Red Sox as an international free agent, 6/16/2012.

2014: Ranked 3rd on Single-A Greenville in games (102), BB (54), and steals (tied, 10) in his full-season debut...Played no defensive position other than SS for the 3rd consecutive season...Recorded multiple hits in 4 straight games from 6/19-23 (.348 AVG, 8-for-23)...**2013:** Spent season with Short-A Lowell, ranking among team leaders in hits (2nd, 52), 2B (3rd, 9), RBI (T-3rd, 20), total bases (2nd, 68), and BB (2nd, 28)...Named Red Sox Minor League Base Runner of the Month for July after hitting 5 2B and 1 3B with 17 R and 7 SB...**2012:** Made pro debut in 29 games with the GCL Red Sox...Following the season, rated by *Baseball America* as the fastest base runner in the Red Sox system and No. 8 prospect in the GCL...**PERSONAL:** Won tournament MVP after hitting .607 in 32 PA over 7 games for Taiwan at the 2010 World Junior Championship.

YEAR	CLUB	AVG	G	AB	R	H	2B	3B	HR	RBI	SH	SF	HP	BB	SO	SB	CS	E
2012	GCL Red Sox	.255	29	110	21	28	5	1	0	16	1	3	0	16	28	4	2	6
2013	Lowell	.226	60	230	34	52	9	2	1	20	1	1	1	28	59	12	4	21
2014	Greenville	.229	102	402	55	92	22	1	1	42	4	7	0	54	74	10	7	24
Minor League Totals		.232	191	742	110	172	36	4	2	78	6	11	1	98	161	26	13	51

LONGHI, Nicholas Edward (Nick)

OF

HT: 6-2; **WT:** 215; **BATS:** Right; **THROWS:** Left; **BORN:** 8/16/1995 in Springfield, MA; **RESIDES:** Venice Beach, FL; **SIGNED BY:** Willie Romay; **ACQUIRED:** Red Sox 30th pick (30th round, 893rd overall) in the 2013 June Draft.

2014: Led Short-A Lowell in OBP (.388) and OPS (.829) and ranked 2nd in AVG (.330) and 2B (tied, 10)...Started 12 games in LF, 10 in RF, and 2 at 1B...Hit safely in 25 of his 30 games...Hit .389 (21-for-54) during a 14-game hitting streak from

Minor League Players, Continued

6/25-7/12...**2013:** Appeared in 16 games for the GCL Red Sox in his pro debut...Named the Best Pure Hitter among 2013 Red Sox draft picks in *Baseball America's* Draft Analysis after the year...**PERSONAL:** Attended Venice (FL) High School.

YEAR	CLUB	AVG	G	AB	R	H	2B	3B	HR	RBI	SH	SF	HP	BB	SO	SB	CS	E
2013	GCL Red Sox	.178	16	45	4	8	5	0	1	4	1	0	1	3	12	1	0	1
2014	Lowell	.330	30	109	19	36	10	1	0	10	0	1	0	11	22	0	3	3
Minor League Totals		.286	46	154	23	44	15	1	1	14	1	1	1	14	34	1	3	4

LOPEZ, Deiner Antonio

INF

HT: 6-0; **WT:** 175; **BATS:** Switch; **THROWS:** Right; **BORN:** 5/30/1994 in Santa Barbara, VZ; **RESIDES:** Santa Barbara, VZ; **SIGNED BY:** Ernesto Gomez; **ACQUIRED:** Signed by the Red Sox as an international free agent, 9/1/2010.

2014: Led Short-A Lowell in stolen bases (15) in only 19 attempts...Made 29 starts at 2B and 12 at 3B...Hit .302 (29-for-96) in his final 28 games from 7/14 through the remainder of the season...**2013:** Split the campaign between the Gulf Coast League (25 G) and New York-Penn League (28 G), combining for a .245 AVG (46-for-188)...Promoted to Lowell on 7/31...**2012:** Played 37 games with the GCL Red Sox, ranking among club leaders in 2B (5th, 8), hits (T-5th, 31), and steals (T-3rd, 7)...Made 2 errors in 142 total chances (.986) at 2B...**2011:** Made pro debut with the DSL Red Sox...Led the club in 3B (4), RBI (34), and runs (tied, 43)...Also ranked among team leaders in hits (3rd, 55), 2B (3rd, 9), and SB (2nd, 17)...Played in 26 games at 2B, 3 at 3B, 10 at SS, 13 in LF, and 9 at DH...Hit 1st career HR on 7/31 vs. the DSL Mets2.

YEAR	CLUB	AVG	G	AB	R	H	2B	3B	HR	RBI	SH	SF	HP	BB	SO	SB	CS	E
2011	DSL Red Sox	.250	61	220	43	55	9	4	1	34	3	0	12	40	48	17	6	12
2012	GCL Red Sox	.267	37	116	17	31	8	0	0	12	2	0	3	10	25	7	2	5
2013	GCL Red Sox	.284	25	88	11	25	4	4	0	7	1	0	4	4	20	8	5	2
	Lowell	.210	28	100	15	21	3	0	0	10	1	0	2	10	23	4	1	4
2014	Lowell	.277	48	159	24	44	6	1	2	16	4	1	5	10	33	15	4	11
Minor League Totals		.258	199	683	110	176	30	9	3	79	11	1	26	74	149	51	18	34

LORENZANA, Hector Estefan

INF

HT: 5-11; **WT:** 200; **BATS:** Right; **THROWS:** Right; **BORN:** 9/29/1991 in San Diego, CA; **RESIDES:** Chula Vista, CA; **SIGNED BY:** Chris Mears; **ACQUIRED:** Red Sox 38th pick (37th round, 1,124th overall) in the 2014 June Draft.

2014: Combined with the GCL Red Sox and Single-A Greenville to hit .188 (21-for-112) in his pro debut...Made 15 starts at 2B, 15 at 3B, and 3 at SS...Played his first 8 games in the GCL before being transferred to Greenville on 7/19...Hit .450 (9-for-20) with a .577 OBP in his first 7 games with the Drive...**PERSONAL:** Played baseball at San Diego City College (2011), Howard College (2012), and the University of Oklahoma (2013-14)...Attended Eastlake (CA) High School, where he was a 3-time team MVP...His uncle, Luis, played baseball professionally in the Pittsburgh Pirates (1996-2000) and San Diego Padres (2001-03) organizations.

YEAR	CLUB	AVG	G	AB	R	H	2B	3B	HR	RBI	SH	SF	HP	BB	SO	SB	CS	E
2014	GCL Red Sox	.167	8	24	5	4	0	0	0	1	0	0	1	4	6	0	1	0
	Greenville	.193	28	88	5	17	3	0	0	7	0	0	0	12	18	2	0	7
Minor League Totals		.188	36	112	10	21	3	0	0	8	0	0	1	16	24	2	1	7

LUCENA, Isaias Francisco

C

HT: 5-11; **WT:** 180; **BATS:** Switch; **THROWS:** Right; **BORN:** 11/15/1994 in Barquisimeto, VZ; **RESIDES:** Cabudare, VZ; **SIGNED BY:** Eddie Romero; **ACQUIRED:** Signed by the Red Sox as an international free agent, 9/2/2012.

2014: Led the DSL Red Sox with 13 2B...Recorded a .390 OBP...Hit .389 (21-for-54, 11 2B) with RISP...Caught 15 of 56 (26.8%) attempted base stealers...Reached base via hit or BB in 18 consecutive games from 7/1-30, hitting .404 (23-for-57) with a .534 OBP in that span...**2013:** Made pro debut with the DSL Red Sox...Caught 8 of 23 (34.8%) attempted base stealers.

YEAR	CLUB	AVG	G	AB	R	H	2B	3B	HR	RBI	SH	SF	HP	BB	SO	SB	CS	E
2013	DSL Red Sox	.216	30	88	12	19	4	1	0	13	1	1	2	18	16	3	1	1
2014	DSL Red Sox	.272	41	147	17	40	13	1	0	22	0	1	1	28	31	3	0	2
Minor League Totals		.251	71	235	29	59	17	2	0	35	1	2	3	46	47	6	1	3

MADDOX, Austin D.

RHP

HT: 6-2; **WT:** 240; **BATS:** Right; **THROWS:** Right; **BORN:** 5/13/1991 in Jacksonville, FL; **RESIDES:** Jacksonville, FL; **SIGNED BY:** Anthony Turco; **ACQUIRED:** Red Sox 5th pick (3rd round, 118th overall) in the 2012 June Draft.

2014: Made 10 relief appearances for High-A Salem...Recorded 22 SO against only 3 BB in 21.2 IP...Held lefties to a .219 AVG (7-for-32)...**2013:** Appeared in a team-high 33 games (7 GS) for Single-A Greenville...Issued 1.97 BB/9.0 IP, the 4th-lowest mark in the South Atlantic League...Did not allow an earned run (2 R) over his final 15.1 IP (9 G)...**2012:** Played in 4 games between Short-A Lowell and the GCL Red Sox in his pro debut...**PERSONAL:** Went 3-3 with 12 saves, a 2.44 ERA (15 ER/55.1 IP), 57 SO, and 11 BB in 32 appearances primarily at closer as a junior at the University of Florida in 2012...Named a 3rd-team All-American by the National Collegiate Baseball Writers Association in 2012...Chosen to the SEC Academic Honor Roll in 2011 and selected as both the SEC's Freshman of the Year and a 3rd-Team All-American by the NCBWA in 2010...Selected as the Florida Times-Union's All-1st Coast Baseball Player of the Year as a senior at Eagle's View Academy in 2009 after helping his team to a pair of state championships...Selected by Tampa Bay in the 37th round of the 2009 June Draft, but did not sign.

YEAR	CLUB	W-L	ERA	G	GS	CG	SHO	SV	IP	H	R	ER	HR	HB	BB	SO	WP	BK
2012	GCL Red Sox	0-1	1.80	3	3	0	0	0	5.0	4	1	1	0	0	1	4	0	0
	Lowell	0-0	0.00	1	1	0	0	0	3.0	2	0	0	0	0	1	4	0	0
2013	Greenville	4-6	5.63	33	7	0	0	1	88.0	109	67	55	13	3	22	65	13	0
2014	Salem	1-1	5.82	10	0	0	0	1	21.2	20	14	14	5	1	3	22	2	0
Minor League Totals		5-8	5.35	47	11	0	0	2	117.2	135	82	70	18	4	27	95	15	0

Player Development

Minor League Players, Continued

MARBAN, Jorge Andres

RHP

HT: 6-1; **WT:** 215; **BATS:** Right; **THROWS:** Right; **BORN:** 12/5/1988 in Miami, FL; **RESIDES:** Miami, FL; **SIGNED BY:** Dustin Smith (Rangers); **ACQUIRED:** Signed by the Red Sox as a minor league free agent, 11/21/2014.

2014: Purchased from Southern Maryland of the independent Atlantic League on 11/21 after allowing only 1 ER in 10 relief appearances with the Blue Crabs (8.0 IP)...Also made 34 appearances (4 starts) with Florence of the independent Frontier League, averaging 12.63 SO/9.0 IP with the Freedom...Following the season, went 4-1 with a 2.12 ERA (8 ER/34.0 IP) and 11.65 SO/9.0 IP as the closer for Australian Baseball League Champion Perth...Led the league in appearances (24), saves (tied, 8), and games finished (19)...Made 2 postseason appearances, allowing only 1 hit in 4.2 scoreless innings (BB, 10 SO, 1-for-15)...Earned the win in Game 2 of the ABL Championship Series vs. Adelaide, pitching the final 3 frames in a 10-inning victory (H, BB, 7 SO)...In his final 7 outings between the regular season and postseason, went 1-0 with 4 saves, a 0.00 ERA and .061 opponent AVG (10.2 IP, 2-for-33, 4 BB, 19 SO)...**2013:** Spent 2nd consecutive season with Florence of the independent Frontier League...Led the Freedom in ERA (2.05) and SO/9.0 IP (12.5) as the team's closer...Also led the league in saves (27)...**2012:** Spent entire season with Florence of the independent Frontier League and led the Freedom in SO/9.0 IP (7.7)...**2011:** Made full-season debut with DET's Single-A Hickory...Ranked 2nd on the club in appearances (35) and games finished (18) and averaged 10.70 SO/9.0 IP...**2010:** Combined with the AZL Rangers and Short-A Spokane to make 8 scoreless relief appearances in his pro debut...Averaged 13.8 SO/9.0 IP and held opponents to a .140 AVG (6-for-43)...**PERSONAL:** Made 73 relief appearances at Florida International University (2008-10)...Attended South Miami (FL) High School (2004) and Southwest (FL) High School (2005-07).

YEAR	CLUB	W-L	ERA	G	GS	CG	SHO	SV	IP	H	R	ER	HR	HB	BB	SO	WP	BK
2010	AZL Rangers	1-0	0.00	3	0	0	0	1	5.0	1	0	0	0	0	2	10	0	0
	Spokane	0-0	0.00	5	0	0	0	0	8.0	5	0	0	0	0	1	4	10	0
2011	Hickory	1-6	4.61	35	0	0	0	3	54.2	45	35	28	2	3	30	65	13	0
2012	Florence	1-4	2.44	36	0	0	0	16	44.1	29	16	12	1	4	24	38	4	0
2013	Florence	2-4	2.05	42	0	0	0	27	44.0	26	10	10	2	5	23	61	7	0
2014	Florence	4-6	4.27	34	4	0	0	11	46.1	32	27	22	3	2	45	65	7	0
	Southern Maryland	0-0	1.12	10	0	0	0	2	8.0	5	1	1	0	0	6	5	1	0
Minor League Totals		2-6	3.72	43	0	0	0	4	67.2	51	35	28	2	4	36	85	13	0
Independent Lg. Totals		7-14	2.84	122	4	0	0	56	142.2	92	54	45	6	11	98	169	19	0

MARGOT, Manuel

OF

HT: 5-11; **WT:** 180; **BATS:** Right; **THROWS:** Right; **BORN:** 9/28/1994 in San Cristobal, DR; **RESIDES:** San Cristobal, DR; **SIGNED BY:** Manny Nanita and Craig Shipley; **ACQUIRED:** Signed by the Red Sox as an international free agent, 7/2/2011.

2014: Combined with Single-A Greenville and High-A Salem to hit .293 (123-for-420) with a .356 OBP and .462 SLG...Led Red Sox minor leaguers in steals (42)...Named the organization's Base Runner of the Year...Was 1 of 5 minor leaguers with at least 10 HR and 40 steals...Led the Drive in runs scored (61), hits (106), and steals (39)...Following the season, ranked by *Baseball America* as the 72nd-best overall prospect in baseball, the 7th-best prospect in the Red Sox' system, and the 9th-best prospect in the South Atlantic League...Also rated as the fastest base runner and best defensive outfielder in the Sox organization...Played only CF and committed 2 E in 289 chances (.993)...Hit .356 (42-for-118) with RISP...Hit all 12 of his HR vs. RHP (.270 AVG, 83-for-307), but hit .354 (40-for-113) vs. LHP...Hit a pair of 2-run homers in Greenville's 6-3 win at Charleston on 4/9...Hit safely in each of his final 13 games with the Drive from 8/1-14 (.446 AVG, 25-for-56, 10 R, 4 2B, 2 3B, 2 HR, 10 RBI)...Transferred to Salem on 8/15 and went 8-for-17 (.471) with 2 HR and 7 RBI in his first 4 games with the club...In his final 63 games (beginning 6/10), hit .329 (76-for-231) with a .387 OBP and .545 SLG (16 2B, 5 3B, 8 HR)...Following the season, played in 2 games for Este of the Dominican Winter League, but did not bat...**2013:** Made his domestic debut with Short-A Lowell, ranking among club leaders in SB (1st, 18), RBI (2nd, 21), and runs (3rd, 29)...Tied for the longest on-base streak in the New York-Penn League (27 G) from 6/19-7/18 (28-for-96, 15 BB, 1 HBP)...Named Red Sox Minor League Defensive Player of the Month for August/September...After the season, rated the No. 13 prospect overall and No. 2 CF prospect in the Sox' system by *Baseball America*...**2012:** Named the Red Sox Minor League Latin Program Player of the Year after making his pro debut with the DSL Red Sox...Paced the club in hits (74), RBI (45), SB (33), runs (49), and total bases (110)...Selected as a DSL All-Star after ranking 3rd in the league in steals...Named Red Sox Minor League Base Stealer of the Month for June after swiping 14 bags in 15 attempts...Went 3-for-5 (3B, HR, 6 RBI) in his 1st pro game on 6/2 at the DSL Mets.

YEAR	CLUB	AVG	G	AB	R	H	2B	3B	HR	RBI	SH	SF	HP	BB	SO	SB	CS	E
2012	DSL Red Sox	.285	68	260	49	74	10	7	4	45	0	5	8	36	25	33	9	3
2013	Lowell	.270	49	185	29	50	8	2	1	21	5	3	1	22	40	18	8	4
2014	Greenville	.286	99	370	61	106	20	5	10	45	4	0	2	37	49	39	13	2
	Salem	.340	16	50	4	17	5	0	2	14	1	2	1	2	5	3	2	0
Minor League Totals		.286	232	865	143	247	43	14	17	125	10	10	12	97	119	93	32	9

MARRERO, Deven Sommer - See Page 154

SS

MARS, Daniel J. (Danny)

OF

HT: 6-0; **WT:** 190; **BATS:** Switch; **THROWS:** Right; **BORN:** 1/22/1994 in Atlanta, GA; **RESIDES:** Sarasota, FL; **SIGNED BY:** Tom Kotchman; **ACQUIRED:** Red Sox 7th pick (6th round, 194th overall) in the 2014 June Draft.

2014: Combined with Short-A Lowell and Single-A Greenville to hit .286 (61-for-213) in his pro debut...Named an NYPL mid-season All-Star...Did not commit an error in 122 total chances...Started 34 games in CF, 18 in RF and 1 in LF...In his 1st game on 6/24 vs. Connecticut, went 3-for-3 with 1 R, 1 2B, 1 3B, 1 BB, and 1 SB...Hit safely in 29 of his first 34 games (.362 AVG, 50-for-138)...Recorded at least 1 hit in 11 straight games from 7/17-28 (.341 AVG, 15-for-44) and at least 2 hits in 5 straight from 7/31-8/6 (.524 AVG, 11-for-21)...Transferred to Greenville on 8/20 and played his final 10 games there...**PERSONAL:** Played baseball for 1 season at Chipola College, hitting .380 with a .460 OBP and .584 SLG in 2014...Graduated in 2013 from Sarasota (FL) High School.

Minor League Players, Continued

YEAR	CLUB	AVG	G	AB	R	H	2B	3B	HR	RBI	SH	SF	HP	BB	SO	SB	CS	E
2014	Lowell	.311	44	177	28	55	9	3	2	17	2	0	2	14	37	12	6	0
	Greenville	.167	10	36	4	6	0	0	0	1	0	0	3	6	4	0	0	0
Minor League Totals		.286	54	213	32	61	9	3	2	17	3	0	2	17	43	16	6	0

MARTIN, Kyle J.

RHP

HT: 6-7; **WT:** 230; **BATS:** Right; **THROWS:** Right; **BORN:** 1/18/1991 in Austin, TX; **RESIDES:** Austin, TX; **SIGNED BY:** Jon Adkins; **ACQUIRED:** Red Sox 9th pick (9th round, 263rd overall) in the 2013 June Draft.

2014: Led High-A Salem pitchers in games (tied, 35) and saves (10) and ranked 3rd in SO (82)...Ranked 4th among Carolina League relievers in SO/9.0 IP (9.15) and had the 2nd-lowest BB/9.0 IP ratio (1.67)...Made 12 scoreless appearances...Produced a 2.21 ERA (9 ER/36.2 IP) in his 16 outings from 4/25-6/28...Recorded 53 SO against only 6 BB in April, May and June (49.1 IP)...**2013:** Made pro debut by posting a 1.25 ERA (5 ER/36.0) over 19 total games between Short-A Lowell and Single-A Greenville...Surrendered just 1 ER in 19.0 IP (0.47 ERA) with the Spinners before a 7/31 promotion to Greenville...Did not allow more than 1 ER in any of 9 relief appearances with the Drive...**PERSONAL:** Appeared in 21 games (7 GS) for Texas A&M as a senior in 2013...Earned All-Big 12 honorable mention honors in 2012, converting 7 saves with a 3.20 ERA.

YEAR	CLUB	W-L	ERA	G	GS	CG	SHO	SV	IP	H	R	ER	HR	HB	BB	SO	WP	BK
2013	Lowell	2-1	0.47	10	0	0	0	2	19.0	11	2	1	0	1	3	15	0	0
	Greenville	2-1	2.12	9	0	0	0	1	17.0	8	5	4	0	3	7	15	0	0
2014	Salem	4-5	4.02	35	0	0	0	10	80.2	84	41	36	11	10	16	82	13	2
Minor League Totals		8-7	3.16	54	0	0	0	13	116.2	103	48	41	11	14	26	112	13	2

MARTINEZ, Algenis Rafael

RHP

HT: 6-1; **WT:** 185; **BATS:** Right; **THROWS:** Right; **BORN:** 9/12/1993 in Santiago, DR; **RESIDES:** Santiago, DR; **SIGNED BY:** Eddie Romero and Todd Claus; **ACQUIRED:** Signed by the Red Sox as an international free agent, 9/6/2012.

2014: Led the DSL Red Sox in appearances (20), saves (tied, 6), and games finished (15)...Produced a sub-2.00 ERA (1.85), an opponent AVG below .200 (.195) and a WHIP under 1.00 (0.93) for the second consecutive season...Improved his career record to 13-3...Allowed 0 ER in 13 of his appearances, 7 of which were at least 3.0 innings...Produced a 0.00 ERA (20.2 IP) and .100 opponent AVG (6-for-60) from 7/5-26 (5 G)...Recorded a 1.10 ERA (5 ER/41.0 IP) in his final 14 appearances...**2013:** Led the DSL Red Sox in wins (7) in his pro debut...Held opponents to a .168 AVG (24-for-143)...Began pro career with 11 consecutive scoreless outings from 6/4-7/16 (17.0 IP)...Allowed only 1 ER in his final 8 appearances (22.2 IP, 0.40 ERA).

YEAR	CLUB	W-L	ERA	G	GS	CG	SHO	SV	IP	H	R	ER	HR	HB	BB	SO	WP	BK
2013	DSL Red Sox	7-1	1.28	21	0	0	0	2	42.1	24	6	6	1	7	12	25	1	0
2014	DSL Red Sox	6-2	1.85	20	0	0	0	6	58.1	39	13	12	2	5	15	49	6	0
Minor League Totals		13-3	1.61	41	0	0	0	8	100.2	63	19	18	3	12	27	74	7	0

MARTINEZ, Enfember Jose

RHP

HT: 5-11; **WT:** 140; **BATS:** Right; **THROWS:** Right; **BORN:** 8/30/1995 in Puerto Cabello, VZ; **RESIDES:** Farriar, VZ; **SIGNED BY:** Ernesto Gomez; **ACQUIRED:** Signed by the Red Sox as an international free agent, 2/17/2012.

2014: Spent entire season with Short-A Lowell, improving his career record to 6-0...Allowed 1 run or fewer in 15 of 16 appearances...Allowed 3 ER in 1.1 IP on 7/2 vs. Connecticut, but produced a 2.31 ERA (6 ER/23.1 IP) in his other 15 outings...**2013:** Combined for a 3.12 ERA (14 ER/40.1 IP) between the DSL Red Sox and GCL Red Sox...Promoted to the GCL on 7/1 after posting a 3.21 ERA (5 ER/14.0 IP) in 6 games in the DSL...Allowed 2 runs or fewer in each of his 13 outings in the GCL, and had a 2.91 ERA as a reliever...**2012:** Made pro debut with the DSL Red Sox, posting the 2nd-lowest ERA (1.69) and WHIP (0.97) on the club (min. 30.0 IP).

YEAR	CLUB	W-L	ERA	G	GS	CG	SHO	SV	IP	H	R	ER	HR	HB	BB	SO	WP	BK
2012	DSL Red Sox	3-0	1.69	12	0	0	0	3	32.0	26	6	6	2	0	5	14	1	0
2013	DSL Red Sox	1-0	3.21	6	0	0	0	0	14.0	14	5	5	0	1	3	8	2	0
	GCL Red Sox	1-0	3.08	13	1	0	0	0	26.1	19	9	9	1	1	10	15	1	0
2014	Lowell	1-0	3.28	16	0	0	0	0	24.2	23	9	9	1	1	15	15	2	0
Minor League Totals		6-0	2.69	47	1	0	0	3	97.0	82	29	29	4	3	33	52	6	0

MARTINEZ, Luis M.

C

HT: 6-0; **WT:** 240; **BATS:** Right; **THROWS:** Right; **BORN:** 4/3/1985 in Miami, FL; **RESIDES:** Miami, FL; **SIGNED BY:** Ash Lawson (Padres); **ACQUIRED:** Signed by the Red Sox as a minor league free agent, 1/23/2015.

2014: Combined with Triple-A Salt Lake (LAA) and Triple-A Sacramento (OAK) to hit .242 (56-for-231) in 67 games...Threw out 23 of 66 (34.8%) attempted base stealers...Began the season with the Bees, hitting .392 (20-for-51, 8 2B, 2 HR) during a 15-game stretch from 4/16-5/13 and .326 (15-for-46) in a 12-game span from 6/27-7/25...Released by LAA on 8/2, but signed the following day with OAK as a minor league free agent...**2013:** Claimed off waivers by the Baltimore Orioles from the Rangers on 1/4...Spent majority of season with Double-A Bowie, hitting .325 (39-for-120) in his first 35 games with the club (4/4-7/1)...Threw out 2 career-best 39.0% (16 of 41) of attempted base stealers...Transferred to Triple-A Norfolk on 4/28, but played in only 2 games before returning to Bowie on 5/5...Placed on the DL from 6/10-20...Signed by the Angels as a minor league free agent on 11/20...**2012:** In his 1st season in the TEX organization, played in 10 games (6 starts) over 2 stints with the Rangers...Did not commit an error for TEX (54 TC)...Rangers pitchers produced a 2.95 ERA with Martinez catching...Spent majority of season with Triple-A Round Rock, where he hit .316 (24-for-76) in his final 22 games with the Express...Recalled by the Rangers on 8/11 when Mike Napoli went on the DL and spent the remainder of the season there...Following the season, played in 2 games for Colombia in the World Baseball Classic Qualifiers...Also played in 2 games for Oriente of the Dominican Winter League...**2011:** Made his ML debut, playing in 22 games (16 starts) over 3 stints with the Padres...Went 5-for-11 in his first 3 games with Triple-A Tucson, but was placed on the DL from 4/11-30 and 6/19-

Player Development

Minor League Players, Continued

29...Hit safely in 14 consecutive Triple-A games from 6/12-7/23 (.436 AVG, 24-for-55)...Recalled by the Padres on 7/8 and made ML debut on 7/15 vs. SF as a pinch hitter...Recalled again on 7/26 and made his 1st ML start the following day vs. ARI, hitting a solo HR off Bryan Shaw in the 7th inning for his 1st ML hit...Went 7-for-23 (.304) in an 8-game span for the Padres from 7/31-8/11...Had 3 RBI on 8/5 at PIT...Hit .387 (36-for-93) in his final 27 games at Tucson...Was recalled for a 3rd and final time on 9/2...Traded from SD to TEX for RHP Ryan Kelly on 12/21...**2010**: Threw out 37 of 119 (31.1%) of attempted base stealers in 106 games for Double-A San Antonio...Named MVP of the Texas League All-Star Game...Recorded three 4-hit games...Hit .342 (53-for-155) vs. LHP...Batted .340 (18-for-53) in April (16 G)...Hit .400 (30-for-75) during a 21-game span from 7/29-8/29...Following the season, hit .361 (13-for-36) in 14 games for Peoria of the Arizona Fall League...**2009**: Combined with High-A Lake Elsinore and Triple-A Portland to hit .286 (90-for-315) with a .375 OBP...Threw out 51 of 147 (34.7%) attempted base stealers...Hit safely in 21 of 22 games from 4/28-6/1 (.381 AVG, 32-for-84)...Made 11 Triple-A starts from 6/19-7/18, going 3-for-5 with 2 R in his 1st game with the Beavers...Hit safely in his final 12 games of the season (.422 AVG, 19-for-45, 6 2B, 2 HR)...**2008**: Threw out 44 of 121 (36.4%) attempted base stealers for Single-A Fort Wayne...Was on the DL from 6/13-22...Hit .319 (15-for-47) during a 12-game hitting streak from 8/8-27...**2007**: Selected by the San Diego Padres in the 12th round of the 2007 June Draft...Combined with Short-A Eugene and Single-A Fort Wayne to hit .253 (38-for-150) in his pro debut...**PERSONAL**: Played 2 seasons at Cumberland (TN) University after graduating from Miami Coral Park (FL) High School in 2005...Selected by the Mets in the 11th round of the 2005 June Draft, but did not sign.

YEAR	CLUB	AVG	G	AB	R	H	2B	3B	HR	RBI	SH	SF	HP	BB	SO	SB	CS	E
2007	Eugene	.278	21	72	9	20	7	0	1	11	0	1	1	19	22	0	1	1
	Fort Wayne	.231	24	78	12	18	3	0	1	6	1	0	0	8	23	0	0	5
2008	Fort Wayne	.223	94	305	30	68	12	1	3	19	6	0	2	51	66	3	1	8
2009	Lake Elsinore	.300	83	280	39	84	20	0	4	41	0	0	7	34	58	2	1	11
	Portland	.171	11	35	3	6	0	0	0	0	0	0	0	4	7	0	0	2
2010	San Antonio	.282	106	358	48	101	16	1	2	31	0	2	1	49	59	3	2	12
2011	Tucson	.323	58	198	24	64	17	1	1	28	0	2	2	17	46	2	0	5
	SAN DIEGO	.203	22	59	7	12	1	1	1	10	0	0	1	8	14	1	0	0
2012	Round Rock	.270	65	215	27	58	15	2	2	22	1	3	2	26	45	0	0	5
	TEXAS	.111	10	18	1	2	0	0	0	0	0	0	1	0	4	0	0	0
2013	Bowie	.257	60	206	21	53	16	0	1	20	0	3	2	18	41	0	2	5
	Norfolk	.250	2	8	1	2	0	0	0	0	0	0	0	1	2	0	0	0
2014	Salt Lake	.262	53	191	25	50	15	0	4	22	2	0	4	15	33	0	0	3
	Sacramento	.150	14	40	1	6	1	0	0	3	0	0	2	5	10	0	0	0
Minor League Totals		.267	591	1986	240	530	122	5	19	203	10	12	23	247	412	10	7	57
Major League Totals		.182	32	77	8	14	1	1	1	10	0	0	2	8	18	1	0	0

MARTINEZ, Mario Omar

1B/3B

HT: 6-3; **WT:** 230; **BATS:** Right; **THROWS:** Right; **BORN:** 11/13/1989 in Barquisimeto, VZ; **RESIDES:** Barquisimeto, VZ; **SIGNED BY:** Bob Engle and Emilio Carrasquel (Mariners); **ACQUIRED:** Signed by the Red Sox as a minor league free agent, 5/30/2013.

2014: Led High-A Salem in RBI (62) and 2B (28) and ranked 2nd in games (118), hits (124), and HR (tied, 9)...Also played in 1 game with Pawtucket, making his Triple-A debut on 7/13 at Toledo (0-for-1)...Made 69 starts at 3B and did not commit an error in 35 games at 1B (295 TC)...Doubled in 5 straight games from 4/5-10...Was on the disabled list from 5/7-13...Hit .347 (17-for-49) during a 12-game hitting streak from 6/4-19...Drove in at least 1 run in 6 straight games from 6/4-9 (15 RBI)...Transferred to Pawtucket on 7/13 and returned to Salem on 7/14...Hit .305 (29-for-95) with Salem in July...Hit 2 HR on 8/3 at Myrtle Beach...Following the season, hit .263 (21-for-80) in 31 games with Margarita in the Venezuelan Winter League...**2013**: Signed by the Tigers as a minor league free agent on 3/27 after being released by Seattle, then signed by the Red Sox on 5/30...Spent remainder of season with Single-A Greenville...Placed among Drive leaders in HR (2nd, 9) and RBI (3rd, 54)...After the season, played 8 games in the Venezuelan Winter League for Lara...**2012**: Returned to SEA's High-A High Desert, ranking among club leaders in HR (T-2nd, 21) and RBI (3rd, 80)...Appeared in 9 games for Lara of the Venezuelan Winter League after the season...**2011**: Appeared in 109 games with High Desert...Had a season-high 14-game hit streak with 8 multi-hit contests from 5/20-6/4 at .387 (24-for-62, 4 2B, 3 HR, 14 RBI)...Played in 9 games with Lara in the Venezuelan Winter League after the season...**2010**: Spent the season with Single-A Clinton, finishing 2nd on the club in RBI (66) and tied for the 3rd-most HR (12) and 2B (22)...Named by *Baseball America* as the top defensive 3B in the Midwest League...Made 114 starts at 3B...Played for Lara in the Venezuelan Winter League after the season...**2009**: Started the year with Clinton (61 G) before transferring to Short-A Everett on 6/23 (71 G)...Recorded a league-best 21-game hit streak from 7/16-8/5 at .344 (32-for-93) with 6 2B, 1 3B, 2 HR, and 12 RBI...**2008**: Spent the season with Pulaski of the Rookie-level Appalachian League, finishing 2nd among all Mariners farmhands with a .319 AVG (80-for-251)...Named Pulaski's Player of the Year by the Mariners...Rated as the No. 5 prospect in the AL by *Baseball America* after the season...**2007**: Played in 53 games for the Arizona League Mariners in his pro debut.

YEAR	CLUB	AVG	G	AB	R	H	2B	3B	HR	RBI	SH	SF	HP	BB	SO	SB	CS	E
2007	AZL Mariners	.281	53	196	36	55	9	1	1	26	3	1	3	6	31	3	2	12
2008	Pulaski	.319	64	251	43	80	15	3	5	32	0	6	3	10	47	2	2	16
2009	Everett	.308	71	302	45	93	20	5	3	33	0	1	4	11	59	4	0	15
	Clinton	.214	61	229	20	49	13	2	2	24	6	1	5	11	51	1	0	15
2010	Clinton	.239	118	440	51	105	22	3	12	66	2	6	4	17	114	4	1	19
2011	High Desert	.278	109	432	64	120	22	3	11	56	2	7	6	19	137	2	1	26
2012	High Desert	.283	120	467	63	132	24	4	21	80	1	5	6	13	97	3	3	21
2013	West Michigan	.234	35	128	13	30	8	0	4	22	0	2	1	5	36	1	0	6
	Greenville	.285	76	295	35	84	14	0	9	54	0	2	5	15	81	0	1	17
2014	Salem	.268	118	463	50	124	28	2	9	62	0	4	2	13	96	1	1	8
	Pawtucket	.000	1	1	0	0	0	0	0	0	0	0	0	1	0	0	0	0
Minor League Totals		.272	826	3204	420	872	175	23	77	455	14	35	39	120	750	21	11	155

Minor League Players, Continued

McAVOY, Kevin Robert

RHP

HT: 6-4; **WT:** 220; **BATS:** Right; **THROWS:** Right; **BORN:** 7/21/1993 in Cheektowaga, NY; **RESIDES:** Syracuse, NY; **SIGNED BY:** Ray Fagnant; **ACQUIRED:** Red Sox 5th pick (4th round, 134th overall) in the 2014 June Draft.

2014: Made pro debut with Short-A Lowell, ranking 2nd on the club (min. 20.0 IP) in ERA (1.91), WHIP (0.92), and starts (11)...9 of his 11 outings were scoreless...Allowed 5 ER in 1.2 IP on 7/24 vs. Hudson Valley, but produced a 0.34 ERA (1 ER/26.2 IP) and .174 opponent AVG (16-for-92) in his other 10 starts...Did not allow a HR all season...Recorded 23 SO and only 3 BB (0.95 BB/9.0 IP)...Finished the season with 6 consecutive scoreless starts of exactly 3.0 IP...Following the season, ranked by *Baseball America* as the 20th-best prospect in the New York-Penn League...**PERSONAL:** Played baseball for 3 seasons at Bryant University (2012-14)...Is the highest drafted player in school history...Went 21-5 with a 3.11 ERA as a Bulldog, including 9-1 as a junior...Named NEC Rookie of the Year in 2012...Attended Westhill (NY) High School, where he won state titles in baseball (2009-10) and basketball (2010) and graduated with high honors.

YEAR	CLUB	W-L	ERA	G	GS	CG	SHO	SV	IP	H	R	ER	HR	HB	BB	SO	WP	BK
2014	Lowell	0-2	1.91	11	11	0	0	0	28.1	23	7	6	0	2	3	23	4	0

McCARTHY, Michael (Mike)

RHP

HT: 6-3; **WT:** 205; **BATS:** Right; **THROWS:** Right; **BORN:** 11/18/1987 in Walnut Creek, CA; **RESIDES:** Brentwood, CA; **SIGNED BY:** Jim Woodward; **ACQUIRED:** Red Sox 17th pick (14th round, 442nd overall) in the 2011 June Draft.

2014: Spent majority of season with Double-A Portland, producing a 4.54 ERA (18 ER/35.2 IP) in 15 relief outings and a 4.99 ERA (34 ER/61.1 IP) in 12 starts...Also made 1 relief appearance for Pawtucket on 8/1 vs. Syracuse, his Triple-A debut...Named Portland's Citizen of the Year following the season...Went 6-0 with a 2.11 ERA (10 ER/42.2 IP) and .223 opponent AVG (35-for-157) from 4/28-6/16 (10 G, 4 GS)...Named Eastern League Pitcher of the Week on 5/5 after going 2-0 with a 0.00 ERA (12.0 IP) in 2 starts from 4/28-5/4...Did not walk a batter in 7 consecutive appearances with Portland from 7/21-8/26 (15.1 IP, 60 BF, 15 SO)...Following the season, made 5 appearances (4 starts) for Australian Baseball League Champion Perth...Did not allow a run in 2 postseason appearances (4.1 IP, 4 H, BB, 7 SO)...Earned the win in the deciding Game 3 of the ABL Championship Series vs. Adelaide, pitching 3.1 scoreless innings of relief...**2013:** Combined for a 4.82 ERA (66 ER/123.1 IP) between stints with High-A Salem (21 G, 11 GS) and Double-A Portland (10 G, 5 GS)...Went 4-1 with a 3.79 ERA (23 ER/54.2 IP) as a starter with Salem...Had a 4.72 ERA (29 ER/55.1 IP) before being promoted to Portland on 6/15...4 of his first 5 appearances with the Sea Dogs were scoreless (2.70 ERA)...Transferred back to Salem on 8/1 for the remainder of the season...**2012:** Went 5-5 with a 3.35 ERA (33 ER/88.2 IP) and 71 SO in 31 games (8 GS) between Single-A Greenville and Salem...Posted a combined 2.74 ERA (13 ER/42.2 IP) as a starter after appearing exclusively out of the bullpen in his first 20 appearances of the year...**2011:** Led Short-A Lowell with 4 saves and tied for the club lead with 17 appearances in his pro debut...Struck out the side in order in his 1st career game on 6/20 at Vermont (1.0 IP)...Did not allow a hit to a lead-off batter (0-for-14, 3 BB)...**PERSONAL:** In 2014, created a partnership between Double-A Portland and Baseball Miracles to host a 3-day equipment drive at Hadlock Field, with equipment getting donated to underprivileged children...Posted a 1.62 ERA with 116 SO and 28 BB in 127.2 IP over 17 games (16 starts) as a redshirt senior for California State University-Bakersfield.

YEAR	CLUB	W-L	ERA	G	GS	CG	SHO	SV	IP	H	R	ER	HR	HB	BB	SO	WP	BK
2011	Lowell	1-1	4.64	17	0	0	0	4	21.1	16	12	11	2	2	10	27	2	0
2012	Greenville	3-4	3.66	26	4	0	0	1	64.0	55	29	26	1	3	24	51	9	0
	Salem	2-1	2.55	5	4	0	0	0	24.2	25	9	7	1	1	4	20	0	0
2013	Salem	5-2	4.29	21	11	0	0	1	86.0	106	50	41	11	1	18	66	6	0
	Portland	1-3	6.03	10	5	0	0	2	37.1	45	25	25	4	2	9	19	1	0
2014	Portland	10-4	4.82	27	12	0	0	0	97.0	100	54	52	13	7	21	68	3	0
	Pawtucket	0-0	2.45	1	0	0	0	0	3.2	2	1	1	0	0	1	3	0	0
Minor League Totals		22-15	4.39	107	36	0	0	8	334.0	349	180	163	32	16	87	254	21	0

McEACHERN, Kuehl Thomas

RHP

HT: 6-4; **WT:** 195; **BATS:** Right; **THROWS:** Right; **BORN:** 5/7/1993 in Eustis, FL; **RESIDES:** Eustis, FL; **SIGNED BY:** Tom Kotchman; **ACQUIRED:** Red Sox 35th pick (34th round, 1,034th overall) in the 2014 June Draft.

2014: Combined with the GCL Red Sox and Short-A Lowell in his pro debut to go 2-1 with 4 saves and a 2.43 ERA (9 ER/33.1 IP) in 17 appearances, all in relief...Did not allow a HR all season...Recorded 25 SO and only 4 BB (1.08 BB/9.0 IP)...Made his first 4 appearances in the GCL and did not allow a run (5.2 IP) or a walk (3 SO)...Transferred to Lowell on 7/12 and spent the remainder of the season there...Did not walk or hit any of the 53 batters he faced in August (7 G, 14.2 IP, 12 SO)...Produced a 1.20 ERA (2 ER/15.0 IP) in his final 7 outings...**PERSONAL:** Played baseball at East Tennessee State University (2012), Lake-Sumter State College (2013), and Flagler College (2014)...Graduated in 2011 from Eustis (FL) High School, where he went 6-0 with a 0.70 ERA as a senior.

YEAR	CLUB	W-L	ERA	G	GS	CG	SHO	SV	IP	H	R	ER	HR	HB	BB	SO	WP	BK
2014	GCL Red Sox	1-0	0.00	4	0	0	0	2	5.2	3	0	0	0	0	3	0	0	
	Lowell	1-1	2.93	13	0	0	0	2	27.2	28	12	9	0	0	4	22	2	0
Minor League Totals		2-1	2.43	17	0	0	0	4	33.1	31	12	9	0	0	4	25	2	0

McGRATH, Daniel

LHP

HT: 6-3; **WT:** 220; **BATS:** Right; **THROWS:** Left; **BORN:** 7/7/1994 in Templestowe, Australia; **RESIDES:** Templestowe, Australia; **SIGNED BY:** Jon Deeble; **ACQUIRED:** Signed by the Red Sox as an international free agent, 2/7/2012.

2014: Held opponents to a .223 AVG (80-for-359) in his 19 appearances (all starts) with Single-A Greenville...Allowed 3 ER or fewer in 17 of his outings and 2 ER or fewer in 11 of them...Opponents hit only .203 (32-for-158) with runners on base, including .100 (4-for-40) with runners on and 2 out...**2013:** Started 1st pro season with 4 starts for the GCL Red Sox, posting

Player Development

Minor League Players, Continued

a 1.35 ERA (3 ER/20.0 IP) and striking out 30 of 69 batters faced...Promoted to Short-A Lowell on 7/19...Named New York-Penn League Pitcher of the Week for 8/5-11, going 2-0 while retiring all 22 batters faced, including 10 SO, over 7.1 IP...
PERSONAL: Spent the 2012 campaign with the Melbourne Aces of the Australian Baseball League, appearing in 6 games.

YEAR	CLUB	W-L	ERA	G	GS	CG	SHO	SV	IP	H	R	ER	HR	HB	BB	SO	WP	BK
2013	GCL Red Sox	0-1	1.35	4	4	0	0	0	20.0	8	3	3	2	0	6	30	0	0
	Lowell	3-3	4.86	8	7	0	0	0	33.1	29	21	18	2	1	13	35	1	0
2014	Greenville	6-6	4.07	19	19	1	0	0	97.1	80	51	44	9	2	52	81	9	0
Minor League Totals		9-10	3.88	31	30	1	0	0	150.2	117	75	65	13	3	71	146	10	0

McKEON, Alex

HT: 6-2; **WT:** 215; **BATS:** Right; **THROWS:** Right; **BORN:** 5/20/1993 in Tarrytown, NY; **RESIDES:** Hopewell Junction, NY; **SIGNED BY:** Jon Adkins; **ACQUIRED:** Red Sox 32nd pick (31st round, 944th overall) in the 2014 June Draft.

2014: Made pro debut with the GCL Red Sox and played his first 26 games there...Also played in 2 games with Short-A Lowell after being transferred on 8/20...Combined to throw out 9 of 23 (39.1%) attempted base stealers with a .993 fielding percentage (1 E/140 TC)...Hit .333 (7-for-21) in his final 11 games with the GCL Sox...
PERSONAL: Became the 1st baseball player in Texas A&M International University to be drafted...As a junior, led the Dustdevils in AVG (.354), runs (28), 2B (15), OBP (.459), and SLG (.516)...Graduated in 2011 from John Jay (NY) High School.

YEAR	CLUB	AVG	G	AB	R	H	2B	3B	HR	RBI	SH	SF	HP	BB	SO	SB	CS	E
2014	GCL Red Sox	.250	26	56	6	14	5	0	0	6	0	0	2	3	9	0	0	1
	Lowell	.000	2	5	0	0	0	0	0	0	0	0	2	0	1	0	0	0
Minor League Totals		.230	28	61	6	14	5	0	0	6	0	0	4	3	10	0	0	1

MERCEDES, Simon

HT: 6-4; **WT:** 245; **BATS:** Right; **THROWS:** Right; **BORN:** 2/17/1992 in Santo Domingo, DR; **RESIDES:** Santo Domingo, DR; **SIGNED BY:** Manny Nanita and Eddie Romero; **ACQUIRED:** Signed by the Red Sox as an international free agent, 3/14/2012.

2014: Combined with Short-A Lowell and High-A Salem to go 5-10 with a 4.41 ERA (47 ER/96.0 IP)...Produced a 4.06 ERA (20 ER/44.1 IP) in 11 appearances (6 starts) before the All-Star break...Transferred to Lowell on 7/3 and produced a 1.64 ERA (2 ER/11.0 IP) in 3 appearances (1 start) with the club before being sent back to Salem on 7/19...Each of his final 13 outings for Salem came as a starter...Recorded at least 6.0 IP and allowed 1 ER or fewer in 3 of his final 4 outings, going 3-1 with a 2.59 ERA (7 ER/24.1 IP) in that span...Recorded 6 starts in which he pitched at least 5.0 innings and allowed 1 ER or fewer...
2013: Posted a 3.13 ERA (22 ER/63.1 IP) over 13 games for Short-A Lowell, the 5th-lowest mark in the Red Sox system among qualifying pitchers...Led the Spinners in IP (63.1) and SO (57)...Went 1-0 with a 1.20 ERA (2 ER/15.0 IP) as a starter...
Baseball America rated him as the 10th-best prospect in the New York-Penn League after the season...
2012: Made pro debut with the DSL Red Sox.

YEAR	CLUB	W-L	ERA	G	GS	CG	SHO	SV	IP	H	R	ER	HR	HB	BB	SO	WP	BK
2012	DSL Red Sox	0-0	0.00	1	1	0	0	0	4.0	4	0	0	0	1	2	4	0	0
2013	Lowell	2-2	3.13	13	3	0	0	1	63.1	62	24	22	2	2	17	57	4	1
2014	Salem	5-10	4.76	19	14	0	0	1	85.0	85	50	45	6	3	38	74	8	1
	Lowell	0-0	1.64	3	1	0	0	0	11.0	13	2	2	0	0	3	5	1	0
Minor League Totals		7-12	3.8	36	19	0	0	2	163.1	164	76	69	8	6	60	140	13	2

MEYERS, Michael (Mike)

HT: 6-1; **WT:** 190; **BATS:** Right; **THROWS:** Right; **BORN:** 12/28/1993 in Las Vegas, NV; **RESIDES:** Las Vegas, NV; **SIGNED BY:** Jim Woodward; **ACQUIRED:** Red Sox 14th pick (12th round, 391st overall) in the 2012 June Draft.

2014: Led the New York-Penn League and set a new Short-A Lowell record with 9 3B...Made 27 starts in RF, 18 in LF, and 1 in CF...Hit .296 (21-for-71) with a .354 OBP in 20 games in July...Went 3-for-4 and set a Spinners single-game record with 3 3B on 8/25 at Connecticut...
2013: Appeared exclusively in LF after playing 2B and SS in 2012...Did not commit an error in 34 total chances on the year...Began the season with the GCL Red Sox before being promoted to Short-A Lowell on 9/2 for the club's final 2 games...
2012: Made pro debut with the GCL Sox...Batted .391 (25-for-64) vs. RHP...Played 18 games at 2B and 5 at SS...Led the GCL with a .446 AVG (25-for-56) in August...0.57 higher than the next qualifying hitter...
PERSONAL: Named to the 2012 Nevada All-State baseball 1st team as a senior at Silverado High School.

YEAR	CLUB	AVG	G	AB	R	H	2B	3B	HR	RBI	SH	SF	HP	BB	SO	SB	CS	E
2012	GCL Red Sox	.337	30	92	12	31	10	0	1	10	1	0	0	7	36	2	0	5
2013	GCL Red Sox	.256	26	86	10	22	6	0	0	6	4	1	0	8	24	3	3	0
	Lowell	.250	2	8	2	2	0	1	0	1	0	0	0	0	3	0	0	0
2014	Lowell	.215	56	209	25	45	6	9	0	27	0	3	1	9	52	5	3	7
Minor League Totals		.253	114	395	49	100	22	10	1	44	5	4	1	24	115	10	6	12

MILLER, Derek Jay

HT: 6-2; **WT:** 180; **BATS:** Right; **THROWS:** Right; **BORN:** 7/18/1992 in Arlington, TX; **RESIDES:** Cedar Hill, TX; **SIGNED BY:** Tim Collinsworth; **ACQUIRED:** Red Sox 24th pick (23rd round, 704th overall) in the 2014 June Draft.

2014: Made pro debut with the GCL Red Sox, leading the club in games (54), runs (tied, 31), hits (tied, 54), BB (27), steals (15), and OBP (.387, min. 100 AB)...Made at least 13 starts at each outfield position...Went 2-for-3 with 3 BB, 4 R, and 3 RBI on 7/30 at the GCL Orioles...Hit 1st career HR on 8/19, a 2-out, 2-run shot in the top of the 9th during a 5-4 win at the GCL Rays...
PERSONAL: Played baseball at the University of Texas at Arlington (2012-14)...Graduated from Round Rock (TX) High School.

YEAR	CLUB	AVG	G	AB	R	H	2B	3B	HR	RBI	SH	SF	HP	BB	SO	SB	CS	E	
2014	GCL Red Sox	.281	54	192	31	54	12	0	1	24	0	0	0	6	27	34	15	5	2

Minor League Players, Continued

MILLER, Michael (Mike)

INF

HT: 5-9; **WT:** 180; **BATS:** Right; **THROWS:** Right; **BORN:** 9/27/1989 in Concord, CA; **RESIDES:** Concord, CA; **SIGNED BY:** Jim Woodward; **ACQUIRED:** Red Sox 11th pick (9th round, 301st overall) in the 2012 June Draft.

2014: Combined with High-A Salem and Double-A Portland to hit .305 (.87-for-285) with a .363 OBP...Played 2B (25 G), 3B (11 G), and SS (35 G)...Did not commit an error in 129 chances at 2B...Was on the disabled list from 4/3-5/31...Began the season with Salem, batting .346 (18-for-52) in 14 games before the All-Star break...Hit safely in 23 of his final 26 games with the club (.333 AVG, 34-for-102)...Promoted to Double-A Portland on 8/3 and played his final 23 games there...Hit safely in 14 of his final 17 games with the Sea Dogs (.338 AVG, 23-for-68, 3 HR)...Hit .348 (8-for-23) in 5 EL postseason games...Following the season, played in 3 games for Surprise in the Arizona Fall League...**2013:** Went 16-for-45 (.356) in 15 games for Single-A Greenville before landing on the DL on 4/25, where he spent the remainder of the season...Led the Drive in AVG, OBP (.442), and SLG (.489) at the time he was placed on the DL...**2012:** Made his pro debut with Short-A Lowell, ranking 2nd on the club and 3rd in the New York-Penn League with 21 SB...Led the Spinners in hits (69) and 2B (tied, 14), while placing 2nd in games (66), runs (39), and total bases (88)...Appeared in 31 games at SS, 29 at 3B, and 6 at 1B...Hit 1st career HR on 8/10 at Hudson Valley...**PERSONAL:** Selected to the All-Big West Conference 1st Team as a senior in 2012 after leading California Polytechnic State - San Luis Obispo with a .354 AVG (87-for-246).

YEAR	CLUB	AVG	G	AB	R	H	2B	3B	HR	RBI	SH	SF	HP	BB	SO	SB	CS	E
2012	Lowell	.261	66	264	39	69	14	1	1	15	1	0	1	29	35	21	3	6
2013	Greenville	.356	15	45	8	16	6	0	0	2	1	0	2	5	5	3	1	3
2014	Salem	.307	49	192	24	59	8	0	0	18	6	0	3	15	25	7	4	5
	Portland	.301	23	93	15	28	4	0	3	12	0	0	2	6	14	3	1	1
Minor League Totals		.290	153	594	86	172	32	1	4	47	8	0	8	55	79	34	9	15

MOLINA, Nestor Alberto

RHP

HT: 6-1; **WT:** 220; **BATS:** Right; **THROWS:** Right; **BORN:** 1/9/1989 in Valencia, VZ; **RESIDES:** Valencia, VZ; **SIGNED BY:** Rafael Mancada (Blue Jays); **ACQUIRED:** Signed by the Red Sox as a minor league free agent, 12/10/2014.

2014: Spent entire season with the White Sox' Double-A Birmingham and led the Barons in appearances (44), wins (tied, 7), and saves (7)...Had the 4th-lowest BB/9.0 IP rate among Southern League relievers (2.35)...Allowed 6 of 25 inherited runners to score...Went 3-0 with 3 saves and a 1.29 ERA (2 ER/14.0 IP) in July (10 G)...Recorded a 2.55 ERA (10 ER/35.1 IP) and .194 opponent AVG (24-for-124) from 6/13 through the remainder of the season (25 G)...Following the season, made 13 appearances (11 starts) with Lara of the Venezuelan Winter League...Signed by the Red Sox as a minor league free agent on 12/10...**2013:** Produced a 7.30 ERA (10 ER/12.1 IP) in 3 starts for Double-A Birmingham before going on the DL from 4/17-5/27...Pitched 3.0 scoreless innings on 5/28, but went back on the DL from 5/29-7/19...Made 2 rehab appearances for Rookie-level Bristol...Returned from rehab on 7/20 and spent the remainder of the season in the bullpen (13 G, 3.86 ERA, 9 ER/21.0 IP)...Following the season, made 20 relief appearances for Lara of the Venezuelan Winter League (2.43 ERA, 8 ER/29.2 IP)...**2012:** Made his debut in the White Sox organization after spending his first 6 seasons (2006-11) in the Blue Jays' system...Earned 1st career invitation to ML Spring Training Camp and made 3 relief appearances for the White Sox...Spent most of the season with Double-A Birmingham and led the Barons in starts (21), IP (122.2), and SO (84)...Also started 1 game for Charlotte, making his Triple-A debut on 5/7 vs. Toledo...Was on the DL from 6/25-7/15 and 7/19-29...Following the season, was rated by *Baseball America* as having the best control in the White Sox' system...**2011:** In his 1st season as a starter, combined with High-A Dunedin and Double-A New Hampshire to go 12-3 with a 2.21 ERA (32 ER/130.1 IP) in 26 appearances (23 starts)...Led all Blue Jays minor leaguers in ERA and ranked 3rd in wins and SO (148)...Named a Florida State League mid-season and postseason All-Star...Averaged 10.2 SO/9.0 IP with a 9.25 SO/BB ratio...Transferred to New Hampshire on 8/10 and allowed only 1 ER in 5 starts with the Fisher Cats...Acquired by CWS in exchange for RHP Sergio Santos on 12/6...Following the season, was ranked by *Baseball America* as the White Sox' 2nd-best prospect...Was also rated as having the best control in the Sox organization and in the FSL...**2010:** Spent majority of season with Single-A Lansing, ranking 2nd on the Lugnuts in wins (8)...Went 2-0 with 4 saves and a 0.35 ERA (1 ER/25.2 IP) from 6/15-7/23 (12 G/1 GS)...Won his final 5 decisions...Was on the DL from 8/6-19...Transferred to High-A Dunedin on 8/30 and finished the season there...Following the season, made 21 relief appearances for Lara of the Venezuelan Winter League (4-2, 2.77 ERA, 8 ER/26.0 IP)...**2009:** Combined with the GCL Blue Jays and Short-A Auburn to go 3-1 with 1 save and a 1.67 ERA (8 ER/43.0 IP) in 17 appearances (2 starts)...Issued only 5 BB (1.05 BB/9.0 IP) against 38 SO...**2008:** In his 1st full season as a pitcher, led the DSL Blue Jays2 in ERA (0.96) and fewest BB/9.0 IP (1.20) and ranked 2nd in appearances (20)...Held opponents to a .213 AVG (30-for-141)...Allowed 0 ER in 16 outings and 1 ER in his other 4...Issued 0 BB in 14 consecutive appearances from 6/10-7/25 (20.0 IP, 17 SO)...Also appeared in 2 games at DH, 1 at 1B, and 1 at 3B...**2007:** Spent entire season with the DSL Blue Jays2, hitting .208 (30-for-144) with 23 R, 4 2B, 3 3B, 13 RBI, and a .354 OBP in 52 games...Played 3B (17 G), 1B (1 G), LF (16 G), and RF (16 G)...Also pitched 1.0 inning of relief on 8/1 vs. the DSL Marlins, his 1st professional pitching appearance (1.0 IP, 1 BB)...**2006:** Signed by TOR as an international free agent on 4/6...Made pro debut with the DSL Blue Jays, batting .252 (27-for-107) with 19 R, 1 2B, 3 3B, 9 RBI, and a .380 OBP in 38 games...Played 3B (12 G), RF (2 G), and LF (2 G)...**PERSONAL:** Attended Andres Bello High School in Valencia, Venezuela.

YEAR	CLUB	W-L	ERA	G	GS	CG	SHO	SV	IP	H	R	ER	HR	HB	BB	SO	WP	BK
2007	DSL Blue Jays2	0-0	0.00	1	0	0	0	0	1.0	0	0	0	0	0	1	0	0	0
2008	DSL Blue Jays2	4-1	0.96	20	0	0	0	4	37.1	30	6	4	1	0	5	27	2	0
2009	GCL Blue Jays	3-0	1.69	15	2	0	0	1	37.1	31	8	7	0	1	4	32	1	1
	Auburn	0-1	1.59	2	0	0	0	0	5.2	9	3	1	1	0	1	6	1	0
2010	Lansing	8-2	3.17	37	2	0	0	4	76.2	64	31	27	4	0	20	61	2	0
	Dunedin	0-0	2.08	2	0	0	0	0	4.1	7	4	1	0	0	0	3	0	0
2011	Dunedin	10-3	2.58	21	18	0	0	0	108.1	102	37	31	8	1	14	115	3	0
	New Hampshire	2-0	0.41	5	5	0	0	0	22.0	12	2	1	0	0	2	33	2	1
2012	Birmingham	6-10	4.26	22	21	0	0	0	122.2	156	60	58	7	2	26	84	2	2
	Charlotte	0-1	13.50	1	1	0	0	0	4.0	9	6	6	2	0	1	4	0	0
2013	Birmingham	1-1	4.71	17	4	0	0	1	36.1	44	25	19	2	2	11	29	3	2
	Bristol	0-0	0.00	2	1	0	0	0	3.0	0	0	0	0	0	0	2	0	0
2014	Birmingham	7-4	4.55	44	0	0	0	7	61.1	58	40	31	7	4	22	46	4	1
Minor League Totals		41-23	3.22	189	54	0	0	17	520.0	522	222	186	32	10	107	442	20	7

Player Development

Minor League Players, Continued

MONGE, Joseph Payne

OF

HT: 6-0; **WT:** 180; **BATS:** Right; **THROWS:** Right; **BORN:** 5/18/1995 in Bronx, NY; **RESIDES:** San Juan, PR; **SIGNED BY:** Edgar Perez; **ACQUIRED:** Red Sox 17th pick (17th round, 503rd overall) in the 2013 June Draft.

2014: Combined with the GCL Red Sox and Short-A Lowell to hit .280 (49-for-175) in 50 games...Committed only 1 error in 113 chances (.991) in the OF...Produced a .390 OBP and .453 SLG in the GCL before being transferred to Lowell on 7/23... Hit .313 (21-for-67) in his final 18 games with the Spinners...Went 5-for-5 on 8/17 at Hudson Valley, marking a career best in hits...Following the season, played in 11 games for San Juan of the Puerto Rican Winter League...**2013:** Made pro debut with the GCL Red Sox...**PERSONAL:** Attended the Carlos Beltran Baseball Academy (PR).

YEAR	CLUB	AVG	G	AB	R	H	2B	3B	HR	RBI	SH	SF	HP	BB	SO	SB	CS	E
2013	GCL Red Sox	.225	39	111	18	25	5	0	10	1	0	3	9	31	7	6	0	
2014	GCL Red Sox	.266	19	64	19	17	4	1	2	17	0	0	4	9	14	5	1	
	Lowell	.288	31	111	17	32	9	1	0	10	3	3	4	3	31	4	2	
	Minor League Totals	.259	89	286	54	74	18	2	2	37	4	3	11	21	76	16	9	1

MONTZ, Luke - See Page 164

C

MOORE, Benjamin Cole (Ben)

C

HT: 6-1; **WT:** 195; **BATS:** Right; **THROWS:** Right; **BORN:** 9/22/1992 in Denver, CO; **RESIDES:** Cullman, AL; **SIGNED BY:** Danny Watkins; **ACQUIRED:** Red Sox 9th pick (8th round, 254th overall) in the 2014 June Draft.

2014: Made pro debut with the GCL Red Sox, playing in 28 games and producing a .408 OBP...**PERSONAL:** Played baseball for 3 seasons (2012-14) at the University of Alabama, playing in all 179 of the team's games during his time at the school and starting each of the last 178...Attended Cullman (AL) High School, setting the school's single-season records in AVG (.506), HR (22), 2B (27), RBI (83), hits (86), and runs scored (77) as a senior in 2011...Also played football and ran for 2,036 yards as a senior, the 2nd-highest single-season total in school history.

YEAR	CLUB	AVG	G	AB	R	H	2B	3B	HR	RBI	SH	SF	HP	BB	SO	SB	CS	E
2014	GCL Red Sox	.288	28	80	20	23	4	1	0	16	0	1	5	12	12	1	0	5

MOORE, Nicholas Robert (Nick)

1B/3B

HT: 6-2; **WT:** 235; **BATS:** Switch; **THROWS:** Right; **BORN:** 12/9/1992 in Snellville, GA; **RESIDES:** Auburn, GA; **SIGNED BY:** Tim Hyers; **ACQUIRED:** Red Sox 33rd pick (30th round, 922nd overall) in the 2011 June Draft.

2014: Combined with Short-A Lowell and High-A Salem to hit .255 (36-for-141)...Made his 1st professional appearances in the OF (8 G in LF, 1 G in RF)...Also played 14 games at 1B and made his 1st career pitching appearance on 6/21 vs. Tri-City (1.0 IP, 2 H, 3 R, 1 ER, 1 BB)...Recorded 1st career multi-HR game on 7/14 vs. Mahoning Valley (2-for-5, 2 R, 2 HR, 4 RBI)... Played in 5 games for Salem from 7/18-7/24...**2013:** Started the season with Single-A Greenville (24 G) before moving to Short-A Lowell (57 G) on 5/13...Had an 11-game hit streak from 8/4-20 at a .308 clip (12-for-39)...**2012:** Spent the majority of the season with the GCL Red Sox, leading the club and placing among league leaders in runs (T-3rd, 33) and BB (2nd, 32)...Also paced the GCL Sox with 3 HR and ranked among leaders in games (3rd, 50), hits (3rd, 44), RBI (3rd, 24), total bases (4th, 63), and SB (T-3rd, 7)...Promoted to Lowell on 8/30 and played 7 games with the Spinners...**2011:** Made pro debut with the GCL Red Sox...Hit 1st pro homer on 8/13 at the GCL Twins...**PERSONAL:** Batted .400 with 6 HR, 27 RBI, 32 R and 12 SB for Brookwood (GA) High School as a senior in 2011.

YEAR	CLUB	AVG	G	AB	R	H	2B	3B	HR	RBI	SH	SF	HP	BB	SO	SB	CS	E
2011	GCL Red Sox	.184	15	49	8	9	1	1	1	6	0	0	1	11	17	0	2	3
2012	GCL Red Sox	.251	50	175	33	44	6	2	3	24	1	2	1	32	46	7	1	16
	Lowell	.115	7	26	0	3	0	0	0	1	1	0	0	2	12	0	0	1
2013	Lowell	.183	57	186	21	34	7	1	1	15	3	3	3	20	80	6	1	16
	Greenville	.158	24	76	6	12	2	0	2	8	0	0	0	11	47	3	1	11
2014	Lowell	.264	37	129	13	34	10	0	4	21	2	4	1	7	45	10	1	5
	Salem	.167	5	12	1	2	0	0	0	0	0	0	2	5	1	0	0	
	Minor League Totals	.211	195	653	82	138	26	4	11	75	7	9	6	85	252	27	6	52

NUNEZ, Jhon Manuel

C

HT: 5-9; **WT:** 165; **BATS:** Switch; **THROWS:** Right; **BORN:** 12/5/1994 in Villa Gonzalez, DR; **RESIDES:** Villa Gonzalez, DR; **SIGNED BY:** Manny Nanita; **ACQUIRED:** Signed by the Red Sox as an international free agent, 12/3/2012.

2014: Began the season on the DL and was reinstated on 6/30...Hit .353 (12-for-34) in his final 13 games...**2013:** In his 1st pro season, ranked among DSL Red Sox leaders in games (T-3rd, 60), runs (3rd, 32), and SB (2nd, 16)...Threw out 34.2% (25 of 73) of attempted base stealers...Named Red Sox Minor League Base Stealer of the Month for June after going 8-for-9 in SB attempts over 21 games.

YEAR	CLUB	AVG	G	AB	R	H	2B	3B	HR	RBI	SH	SF	HP	BB	SO	SB	CS	E
2013	DSL Red Sox	.240	60	200	32	48	6	3	0	16	2	2	3	26	23	16	8	6
2014	GCL Red Sox	.293	16	41	6	12	4	0	0	4	0	1	0	6	8	0	1	0
	Minor League Totals	.249	76	241	38	60	10	3	0	20	2	3	3	32	31	16	9	6

NUNEZ, Taylor Brett

RHP

HT: 6-4; **WT:** 210; **BATS:** Right; **THROWS:** Right; **BORN:** 7/28/1992 in Metairie, LA; **RESIDES:** Bossier City, LA; **SIGNED BY:** Danny Watkins; **ACQUIRED:** Red Sox 28th pick (27th round, 824th overall) in the 2014 June Draft.

2014: Made 11 relief appearances in pro debut with the GCL Red Sox...Held opponents to a .176 AVG (9-for-51)...Allowed 0 ER in his first 7 outings (10.0 IP)...**PERSONAL:** Played baseball for 3 seasons at the University of Southern Mississippi... Attended Salmen (LA) High School...Selected by the Pittsburgh Pirates in the 19th round of the 2011 June Draft, but did not sign.

YEAR	CLUB	W-L	ERA	G	GS	CG	SHO	SV	IP	H	R	ER	HR	HB	BB	SO	WP	BK
2014	GCL Red Sox	0-2	2.30	11	0	0	0	2	15.2	9	8	4	0	4	9	13	4	0

Minor League Players, Continued

OCKIMEY, Joshua Michael (Josh)

1B

HT: 6-1; **WT:** 225; **BATS:** Left; **THROWS:** Right; **BORN:** 10/18/1995 in Philadelphia, PA; **RESIDES:** Philadelphia, PA; **SIGNED BY:** Chris Calciano; **ACQUIRED:** Red Sox 6th pick (5th round, 164th overall) in the 2014 June Draft.

2014: Made 28 starts at 1B in pro debut with the GCL Red Sox... **PERSONAL:** Attended SS. Neumann & Goretti Catholic (PA) High School, where his uniform number (30) was retired... Hit .411 with 13 HR and 100 RBI in his career, leading his club to 3 Catholic League titles... Named CL Blue Division MVP as a senior... Had committed to play baseball at Indiana University.

YEAR	CLUB	AVG	G	AB	R	H	2B	3B	HR	RBI	SH	SF	HP	BB	SO	SB	CS	E
2014	GCL Red Sox	.188	36	112	17	21	3	1	0	10	0	1	3	14	37	1	0	6

OLIVERAS, Rafael

INF/OF

HT: 5-10; **WT:** 185; **BATS:** Right; **THROWS:** Right; **BORN:** 1/4/1995 in Ponce, PR; **RESIDES:** Yauco, PR; **SIGNED BY:** Edgar Perez; **ACQUIRED:** Red Sox 35th pick (35th round, 1,043rd overall) in the 2013 June Draft.

2014: Spent entire season with the GCL Red Sox... Played his first 24 games at 2B, but started in LF in 14 of his final 15... In final 2 games, went 6-for-10 with 4 R and 2 RBI... **2013:** Appeared in 7 games between the Red Sox' DSL and GCL affiliates.

YEAR	CLUB	AVG	G	AB	R	H	2B	3B	HR	RBI	SH	SF	HP	BB	SO	SB	CS	E
2013	DSL Red Sox	.000	3	5	0	0	0	0	0	0	0	0	0	0	3	0	0	0
	GCL Red Sox	.000	4	6	0	0	0	0	0	0	0	0	0	2	1	0	0	0
2014	GCL Red Sox	.260	39	127	23	33	4	0	0	14	4	1	4	17	18	3	1	3
Minor League Totals		.239	46	138	23	33	4	0	0	14	4	1	4	19	22	3	1	3

OTT, Matthew Tyler (Matty)

RHP

HT: 6-1; **WT:** 200; **BATS:** Right; **THROWS:** Right; **BORN:** 4/20/1990 in New Orleans, LA; **RESIDES:** Walker, LA; **SIGNED BY:** Matt Dorey; **ACQUIRED:** Red Sox 16th pick (13th round, 412th overall) in the 2011 June Draft.

2014: Combined with High-A Salem and Double-A Portland to go 3-3 with a 3.86 ERA (19 ER/44.1 IP)... Made first 12 appearances with the Sea Dogs... Was on the DL from 4/20-5/7... Transferred to Salem on 6/25 and held opponents to a .204 AVG (20-for-98) the rest of the season... Produced a 0.61 ERA (1 ER/14.2 IP) during a 10-game span from 7/25-8/30... Allowed 0 hits in 5 consecutive outings from 8/16-8/30 (5.1 IP, 0-for-16, 1 BB, 4 SO)... **2013:** Spent most of the season at High-A Salem, posting a 3.82 ERA (31 ER/73.0 IP) in 37 games... Promoted to Double-A Portland for 7/12 for 1 appearance (4.0 IP, 1 H, 0 R)... Limited opponents to 3 R in final 15.1 regular-season innings (1.76 ERA) from 8/2-9/1... Tossed 2.1 scoreless frames of relief for Salem during its postseason run to the Mills Cup Championship... **2012:** Finished 2nd on Single-A Greenville with 39 appearances and 3rd with 5 saves in his full-season debut with the Drive... Allowed 109.39 base runners per 9.0 IP, the 5th-lowest rate among South Atlantic League relievers... Held opponents to a .219 AVG (68-for-310)... Went at least 2.0 innings in 30 of his 39 relief outings... **2011:** Made pro debut with Short-A Lowell on 7/5 and earned the win in 2 of his first 3 career outings... Allowed 1 R in 11.1 IP over first 5 appearances from 7/5-22... **PERSONAL:** Played 3 seasons for Louisiana State University (2009-11), setting the school record with 33 saves... Named a 2nd-Team All-American and 1st-Team All-Southeastern Conference as a freshman in 2009 after setting a single-season school record with 16 saves and helping the Tigers to the National Championship... Named a 2010 Cape Cod League All-Star with Harwich.

YEAR	CLUB	W-L	ERA	G	GS	CG	SHO	SV	IP	H	R	ER	HR	HB	BB	SO	WP	BK
2011	Lowell	2-0	3.75	14	0	0	0	0	24.0	20	11	10	1	0	9	20	2	0
2012	Greenville	4-3	3.54	39	0	0	0	5	84.0	68	42	33	12	2	27	65	12	0
2013	Salem	4-5	3.82	37	0	0	0	5	73.0	67	33	31	4	4	22	66	1	0
	Portland	0-0	0.00	1	0	0	0	0	4.0	1	0	0	0	0	1	2	0	0
2014	Portland	1-2	6.11	12	0	0	0	0	17.2	23	12	12	0	0	7	11	2	0
	Salem	2-1	2.36	17	0	0	0	4	26.2	20	10	7	0	0	6	25	3	1
Minor League Totals		13-11	3.65	120	0	0	0	14	229.1	199	108	93	17	6	72	189	20	1

OWENS, Henry C. - See Page 205

LHP

PAULINO, Felipe Adolfo - See Page 208

RHP

PENA, Darwin

1B

HT: 6-0; **WT:** 180; **BATS:** Left; **THROWS:** Left; **BORN:** 3/5/1993 in San Francisco De Macoris, DR; **RESIDES:** San Francisco De Macoris, DR; **SIGNED BY:** Victor Torres; **ACQUIRED:** Signed by the Red Sox as an international free agent, 10/17/2012.

2014: Made domestic debut with the GCL Red Sox... Appeared exclusively at 1B for the 2nd consecutive season, committing only 3 E in 305 chances (.990)... **2013:** In 1st pro season, ranked among DSL Red Sox leaders in hits (3rd), 3B (2nd, 4), RBI (3rd, 28), and total bases (3rd, 72)... Appeared exclusively at 1B, posting a .993 fielding percentage (4 E/573 TC).

YEAR	CLUB	AVG	G	AB	R	H	2B	3B	HR	RBI	SH	SF	HP	BB	SO	SB	CS	E
2013	DSL Red Sox	.236	59	225	22	53	5	4	2	28	0	1	1	21	42	2	1	4
2014	GCL Red Sox	.200	39	105	10	21	2	0	0	13	0	5	1	12	24	0	1	3
Minor League Totals		.224	98	330	32	74	7	4	2	41	0	6	2	33	66	2	2	7

PENNINGTON, Joshua Steven (Josh)

RHP

HT: 6-0; **WT:** 180; **BATS:** Right; **THROWS:** Right; **BORN:** 7/6/1995 in Wilmington, DE; **RESIDES:** Cape May, NJ; **SIGNED BY:** Ray Fagnant; **ACQUIRED:** Red Sox 30th pick (29th round, 884th overall) in the 2014 June Draft.

2014: Missed entire season on the disabled list... **PERSONAL:** Attended Lower Cape May Regional (NJ) High School... Had committed to play baseball at St. John's University.

Player Development

Minor League Players, Continued

PERALTA, Aneudis Jose

1B/3B

HT: 5-11; **WT:** 205; **BATS:** Right; **THROWS:** Right; **BORN:** 8/21/1993 in Puerto Plata, DR; **RESIDES:** Puerto Plata, DR; **SIGNED BY:** Victor Torres; **ACQUIRED:** Signed by the Red Sox as an international free agent, 12/7/2010.

2014: Combined with Short-A Lowell and Single-A Greenville to hit .269 (43-for-160)...Played first 30 games with the Drive before being transferred to Lowell on 7/27...Hit .326 (14-for-43) in his final 11 games...**2013:** Ranked 6th among all Red Sox minor leaguers with a .288 AVG (44-for-153) for the GCL Red Sox...Placed among club leaders in hits (2nd), 2B (2nd, 12), RBI (T-1st, 20), and total bases (2nd, 56)...Hit .326 (14-for-43) against LHP...**2012:** Returned to the DSL, collecting a team-leading 18 2B...**2011:** Made his pro debut for the DSL Red Sox.

YEAR	CLUB	AVG	G	AB	R	H	2B	3B	HR	RBI	SH	SF	HP	BB	SO	SB	CS	E
2011	DSL Red Sox	.191	64	230	38	44	8	0	1	28	1	3	7	51	43	6	1	24
2012	DSL Red Sox	.249	61	209	31	52	18	1	0	26	2	2	6	35	39	2	3	20
2013	GCL Red Sox	.288	44	153	20	44	12	0	0	20	0	2	2	11	22	1	2	10
2014	Greenville	.269	30	93	11	25	5	0	0	7	0	0	0	6	24	2	1	7
	Lowell	.269	19	67	6	18	3	1	0	6	0	0	2	4	12	0	0	2
Minor League Totals		.243	218	752	106	183	46	2	1	87	3	7	17	107	140	11	7	63

PEREZ, Randy

LHP

HT: 5-11; **WT:** 180; **BATS:** Left; **THROWS:** Left; **BORN:** 4/1/1994 in San Cristobal, DR; **RESIDES:** San Cristobal, DR; **SIGNED BY:** Manny Nanita and Craig Shipley; **ACQUIRED:** Signed by the Red Sox as an international free agent, 7/2/2011.

2014: Made 5 starts for Short-A Lowell...Placed on the disabled list on 7/26 and missed the remainder of the season...Recorded 6.0 shutout innings on 6/26 vs. Tri-City...**2013:** Placed among GCL leaders in ERA (8th, 2.39), WHIP (5th, 1.02), and opponent AVG (2nd, .184)...Owned the 2nd-best ERA among qualifying Red Sox minor league pitchers...Allowed 1 run or fewer in 8 of 12 appearances...Allowed just 6 ER in 29.2 IP as a starter (1.82 ERA)...**2012:** Made pro debut with the DSL Red Sox, ranking among club leaders in wins (T-3rd, 5), games (T-3rd, 15), and SO (2nd, 43)...Came out of the bullpen for his first 3 appearances before posting a 3.62 ERA (20 ER/49.2 IP) as a starter over his final 12 games...Gave up 1 hit over 5.0 scoreless frames to earn the win on 6/29 vs. the DSL Marlins.

YEAR	CLUB	W-L	ERA	G	GS	CG	SHO	SV	IP	H	R	ER	HR	HB	BB	SO	WP	BK
2012	DSL Red Sox	5-3	3.97	15	12	0	0	1	56.2	53	28	25	0	1	27	43	8	0
2013	GCL Red Sox	3-2	2.39	12	7	0	0	0	49.0	32	14	13	1	5	18	38	2	0
2014	Lowell	2-2	2.78	5	5	0	0	0	22.2	24	8	7	0	2	8	16	5	0
Minor League Totals		10-7	3.16	32	24	0	0	1	128.1	109	50	45	1	8	53	97	15	0

PERKINS, Kendrick Artez

OF

HT: 6-2; **WT:** 255; **BATS:** Left; **THROWS:** Right; **BORN:** 9/12/1991 in La Porte, TX; **RESIDES:** La Porte, TX; **SIGNED BY:** Matt Dorey; **ACQUIRED:** Red Sox 8th pick (6th round, 203rd overall) in the 2010 June Draft.

2014: Combined with Single-A Greenville and High-A Salem to hit .261 (63-for-241)...Began season with the Drive, producing a .353 OBP and .473 SLG in 51 games...Hit .388 (31-for-80) with a .638 SLG during a 24-game span from 5/29-6/30...Transferred to Salem on 7/10 and spent the remainder of the season there...Was on the disabled list from 7/17-7/30...**2013:** Split the season between Short-A Lowell (17 G) and Single-A Greenville (45 G)...Went 4-for-23 (.174) in 7 games before being placed on the DL on 4/13...Transferred to Lowell upon 6/10 activation...Transferred back to Greenville on 7/17 for the rest of the year...**2012:** Ranked among Lowell leaders in runs (4th, 24) and HR (T-2nd, 4) despite missing the last month of the season on the DL...Went on the DL on 8/11...**2011:** Led the GCL Red Sox with 11 2B and 27 BB...Ranked among club leaders in games (2nd, 49), runs (2nd, 24), hits (3rd, 44), HR (T-3rd, 3), and RBI (2nd, 19)...Set season highs with 3 2B on 7/18 at the GCL Rays and 2 HR and 4 RBI on 7/25 vs. the GCL Rays...**2010:** Appeared in 3 games with the GCL Red Sox in his pro debut...**PERSONAL:** Hit .421 with 4 HR and 26 RBI as a senior at La Porte (TX) High School in 2010...Had committed to playing both baseball and football at Texas A&M University before signing with Boston.

YEAR	CLUB	AVG	G	AB	R	H	2B	3B	HR	RBI	SH	SF	HP	BB	SO	SB	CS	E
2010	GCL Red Sox	.000	3	7	1	0	0	0	0	1	0	1	0	1	7	0	0	0
2011	GCL Red Sox	.257	49	171	24	44	11	1	3	19	1	0	1	27	62	1	2	2
2012	Lowell	.223	42	148	24	33	6	1	4	16	0	1	3	17	60	3	1	5
2013	Lowell	.227	17	66	9	15	4	0	1	13	0	0	0	6	20	4	0	1
	Greenville	.221	45	154	14	34	9	1	2	10	0	0	2	10	57	4	5	3
2014	Greenville	.296	51	169	23	50	10	1	6	26	1	2	6	10	71	2	2	3
	Salem	.181	23	72	12	13	4	0	2	5	0	0	1	9	35	0	0	2
Minor League Totals		.240	230	787	107	189	44	4	18	90	2	4	13	80	312	14	10	16

PIMENTEL, Yankory Miguel

RHP

HT: 6-2; **WT:** 210; **BATS:** Right; **THROWS:** Right; **BORN:** 9/29/1993 in Santo Domingo, DR; **RESIDES:** Santo Domingo, DR; **SIGNED BY:** Manny Nanita; **ACQUIRED:** Signed by the Red Sox as an international free agent, 10/9/2011.

2014: Made domestic debut with the GCL Red Sox...Posted a sub-3.00 ERA for the 3rd consecutive season...Held opponents to a .225 AVG (27-for-120)...Did not allow a HR all season...Produced 16.0 consecutive scoreless innings from 7/5-8/7, going 2-0 with a .123 opponent AVG (7-for-57) in that span...Did not walk a batter in a 7-game span from 7/17-8/20 (18.2 IP, 15 SO)...**2013:** Made a team-high 14 starts for the DSL Red Sox...Ranked among team leaders in wins (T-2nd, 5), IP (1st, 68.2), and SO (5th, 40)...**2012:** Made pro debut with the DSL Red Sox...Surrendered just 1 ER over 19.2 IP in July (0.46 ERA).

YEAR	CLUB	W-L	ERA	G	GS	CG	SHO	SV	IP	H	R	ER	HR	HB	BB	SO	WP	BK
2012	DSL Red Sox	1-0	2.76	12	0	0	0	1	32.2	28	13	10	1	0	15	30	2	0
2013	DSL Red Sox	5-4	2.26	14	0	0	0	0	68.2	59	24	20	2	2	12	40	3	0
2014	GCL Red Sox	3-0	2.93	13	0	0	0	1	30.2	27	13	10	0	1	7	25	1	0
Minor League Totals		9-4	2.73	39	14	0	0	2	132.0	114	50	40	3	3	34	95	6	0

Minor League Players, Continued

PINALES, Carlos Jose

RHP

HT: 6-1; **WT:** 210; **BATS:** Right; **THROWS:** Right; **BORN:** 4/5/1992 in Bani, DR; **RESIDES:** Bani, DR; **SIGNED BY:** Manny Nanita and Craig Shipley; **ACQUIRED:** Signed by the Red Sox as an international free agent, 4/26/2010.

2014: Led the New York-Penn League in games finished (24) and tied for the lead in saves (15)...Was 15-for-17 in save opportunities...Named a New York-Penn League mid-season All-Star...Produced a 2.93 ERA (9 ER/27.2 IP) in 21 appearances before the All-Star break...Allowed 4 ER in 1.1 IP on 6/21 vs. Tri-City, but recorded a 1.71 ERA (5 ER/26.1 IP) in his other 20 outings before the break...**2013:** Promoted from the GCL Red Sox to Short-A Lowell on 7/1, combining for a 2.25 ERA (9 ER/36.0 IP) and 0.89 WHIP between both clubs...Ranked among NYPL leaders in fewest base runners per 9.0 IP (1st, 8.31) and fewest BB/9.0 IP (3rd, 0.89)...**2012:** Led the GCL Red Sox with 16 appearances, while finishing among club leaders in wins (T-2nd, 4), saves (2nd, 3), IP (3rd, 41.1), SO (T-4th, 34), and games finished (2nd, 12)...Surrendered just 1 BB in 41.1 IP (0.22 BB/9.0 IP) while allowing 34 total base runners (7.40) to lead all GCL relievers...Began the season in the DSL, making 2 appearances before being promoted to the GCL on 6/17...Posted the lowest ERA in the GCL (min. 40.0 IP) following his promotion until the end of the season...**2011:** Returned to the DSL and ranked among club leaders in wins (T-3rd, 4), appearances (3rd, 18), SO (2nd, 46), and games finished (2nd, 14)...Recorded 10.53 SO/9.0 IP...**2010:** Made pro debut with the DSL Red Sox...Posted a 1.11 ERA (3 ER/24.1 IP) in 8 games as a reliever.

YEAR	CLUB	W-L	ERA	G	GS	CG	SHO	SV	IP	H	R	ER	HR	HB	BB	SO	WP	BK
2010	DSL Red Sox	1-3	1.46	11	3	0	0	1	37.0	37	12	6	2	5	7	18	3	0
2010	DSL Red Sox	4-3	2.06	18	0	0	0	4	39.1	35	11	9	1	3	7	46	1	0
2012	DSL Red Sox	1-0	0.00	2	0	0	0	0	4.1	2	0	0	0	0	1	2	0	0
	GCL Red Sox	4-1	1.52	16	0	0	0	3	41.1	32	12	7	2	1	1	34	4	0
2013	GCL Red Sox	2-0	0.00	3	0	0	0	0	5.2	4	0	0	0	0	1	1	7	0
	Lowell	2-1	2.67	13	0	0	0	0	30.1	24	10	9	2	1	3	24	0	0
2014	Lowell	1-3	5.58	25	0	0	0	15	30.2	37	20	19	3	0	9	24	2	0
Minor League Totals		15-11	2.39	88	3	0	0	23	188.2	171	65	50	10	11	29	155	10	0

PROCYSHEN, Jordan

C

HT: 5-10; **WT:** 215; **BATS:** Left; **THROWS:** Right; **BORN:** 3/11/1993 in Guelph, Ontario, Canada; **RESIDES:** Highland Heights, KY; **SIGNED BY:** John Pyle; **ACQUIRED:** Red Sox 15th pick (14th round, 434th overall) in the 2014 June Draft.

2014: Made pro debut, combining with Short-A Lowell and Single-A Greenville to hit .274 (23-for-84)...Caught 8 of 32 (25.0%) attempted base stealers...Began season with the Spinners before being transferred to Greenville on 8/19...Hit 1st career HR on 8/30 vs. Lexington...**PERSONAL:** Played baseball for 2 seasons (2012-13) at Northeastern Junior College in Sterling, CO...Hit .418 in 2013, tying for the national lead in HR (15)...Transferred to Northern Kentucky University, starting all 51 of the team's games and leading the club in HR (10) in 2014...Graduated in 2011 from Holy Trinity Academy in Okotoks, Alberta...Was a member of the Canadian Junior National team.

YEAR	CLUB	AVG	G	AB	R	H	2B	3B	HR	RBI	SH	SF	HP	BB	SO	SB	CS	E
2014	Lowell	.259	19	54	3	14	3	0	0	6	0	1	0	7	6	0	1	1
	Greenville	.300	9	30	2	9	1	0	1	3	0	0	0	3	8	0	0	2
Minor League Totals		.274	28	84	5	23	4	0	1	9	0	1	0	10	14	0	1	3

QUEVEDO, Heri Alberto

RHP

HT: 6-2; **WT:** 210; **BATS:** Right; **THROWS:** Right; **BORN:** 6/7/1990 in Bona0, DR; **RESIDES:** Bona0, DR; **SIGNED BY:** Manny Nanita and Eddie Romero; **ACQUIRED:** Signed by the Red Sox as an international free agent, 6/23/2012.

2014: Combined with Short-A Lowell and High-A Salem to go 6-4 with a 6.36 ERA (53 ER/75.0 IP) in 15 appearances (13 starts)...Began the season on the disabled list and was reinstated on 7/13...Made his first 11 appearances with the Spinners before being transferred to Salem on 8/13...Following the season, made 7 relief appearances for Oriente of the Dominican Winter League, 6 of which were scoreless...**2013:** Spent most of the season with High-A Salem, appearing in 23 games (11 GS)...Placed on the DL 5/30-6/27 and made 1 rehab start with Short-A Lowell on 6/23...Had 3 straight scoreless appearances (14.1 IP) from 7/9-7/20...Tossed 7.0 shutout innings for the win in Game 1 of the Mills Cup Finals at Potomac en route to Salem's championship...**2012:** Did not play.

YEAR	CLUB	W-L	ERA	G	GS	CG	SHO	SV	IP	H	R	ER	HR	HB	BB	SO	WP	BK
2012									Did Not Play									
2013	Lowell	0-0	0.00	1	1	0	0	0	2.0	3	0	0	0	0	1	2	0	0
	Salem	6-5	4.18	23	11	0	0	2	97.0	84	52	45	4	5	52	91	9	1
2014	Lowell	5-3	7.17	11	9	0	0	0	54	65	45	43	8	3	20	40	9	1
	Salem	1-1	4.29	4	4	0	0	0	21	22	11	10	0	1	6	25	1	1
Minor League Totals		12-9	5.07	39	25	0	0	2	174	174	108	98	12	9	79	158	19	3

QUINTERO, Humberto - See Page 227

C

RAMIREZ, Noe - See Page 239

RHP

Player Development

Minor League Players, Continued

RAMOS, Henry

OF

HT: 6-2; **WT:** 225; **BATS:** Switch; **THROWS:** Right; **BORN:** 4/15/1992 in Maunabo, PR; **RESIDES:** Maunabo, PR; **SIGNED BY:** Edgar Perez; **ACQUIRED:** Red Sox 7th pick (5th round, 173rd overall) in the 2010 June Draft.

2014: Placed on the disabled list on 5/29 and missed the remainder of the season...At time of injury, ranked 7th in the Eastern League in AVG (.328) and hits (tied, 59)...Reached base safely via hit, BB, or HBP in 41 of 48 games...Played primarily RF (39 G), also appearing in CF (7 G) and LF (1 G)...Following the season, ranked by *Baseball America* as having the best OF arm among Red Sox minor leaguers...Played in 32 games for Caguas of the Puerto Rican Winter League...**2013:** Ranked among High-A Salem leaders in games (2nd, 129), runs (1st, 69), hits (2nd, 118), 2B (3rd, 27), 3B (T-1st, 7), HR (2nd, 12), and RBI (2nd, 55)...Tied for the 3rd-most triples in the Carolina League...Had a 15-game hit streak from 6/25-7/11 at .338 (22-for-65, 6 2B, 2 HR, 9 RBI)...Went 6-for-21 (.286, 2B, 4 RBI, BB) during Salem's postseason run to the Mills Cup Championship...After the season, played in 40 games for Ponce of the Puerto Rican Winter League...**2012:** Played in a team-high 122 games in his return to Single-A Greenville...Placed among club leaders in runs (T-3rd, 61), hits (3rd, 112), 2B (4th, 24), 3B (T-2nd, 4), HR (3rd, 8), RBI (3rd, 63), and total bases (3rd, 168)...After the season, hit .286 (28-for-98) with 11 2B in 33 regular-season games and .318 (14-for-44) in 14 playoff contests for Ponce of the Puerto Rican Winter League...**2011:** Appeared in 52 games for Single-A Greenville in CF, 29 in RF, and 5 at DH...Hit safely in 15 consecutive games at a .393 clip (24-for-61) for the Drive from 7/4-22...After the season, batted .273 (9-for-33) in 18 games with Ponce of the Puerto Rican Winter League...**2010:** Hit .281 (45-for-160) with 3 HR and 28 RBI between the GCL Red Sox and Short-A Lowell...Led Boston's GCL qualifiers in batting (.309), finished 2nd in OBP (.309) and OPS (.819), and 3rd in SLG (.449)...Batted .330 (37-for-112) over his final 35 games in the GCL before joining the Spinners on 8/28...Hit .428 (18-for-42) with RISP...Named the No. 19 prospect in the GCL by *Baseball America*...Played in 23 games with Ponce of the Puerto Rican Winter League...**PERSONAL:** Attended Alfonso Casta Martinez (PR) High School.

YEAR	CLUB	AVG	G	AB	R	H	2B	3B	HR	RBI	SH	SF	HP	BB	SO	SB	CS	E
2010	GCL Red Sox	.309	43	136	18	42	8	1	3	26	2	3	3	12	28	12	6	4
2011	Lowell	.125	7	24	1	3	0	0	0	2	0	0	0	1	8	0	0	2
	Greenville	.262	85	332	40	87	17	4	5	43	0	3	2	17	76	15	6	7
2012	Greenville	.254	122	441	61	112	24	4	8	63	5	0	4	44	101	12	10	9
2013	Salem	.252	129	469	69	118	27	7	12	55	6	7	3	55	100	11	12	4
2014	Portland	.326	48	181	26	59	9	2	2	23	1	0	1	11	38	2	4	4
Minor League Totals		.266	434	1583	215	421	85	18	30	212	14	13	13	140	351	52	38	30

RAMOS, Luis Antonio

LHP

HT: 6-1; **WT:** 180; **BATS:** Left; **THROWS:** Left; **BORN:** 6/5/1995 in Bella Vista, Panama; **RESIDES:** Pacora, Panama; **SIGNED BY:** Todd Claus and Ronaldo Pino; **ACQUIRED:** Signed by the Red Sox as an international free agent, 3/3/2012.

2014: Made domestic debut with the GCL Red Sox...Held lefties to a .185 AVG (5-for-27)...Allowed 0 R in his first 13.1 IP...Produced a 0.56 ERA (1 ER/16.0 IP) in his final 4 outings...Recorded 5 scoreless outings of at least 3.0 IP...Did not allow a HR all season...**2013:** Returned to the DSL Red Sox, finishing among team leaders in wins (T-2nd, 5), innings (4th), and WHIP (3rd, 0.82)...**2012:** Made pro debut with the DSL Red Sox.

YEAR	CLUB	W-L	ERA	G	GS	CG	SHO	SV	IP	H	R	ER	HR	HB	BB	SO	WP	BK
2012	DSL Red Sox	0-3	9.90	9	0	0	0	0	10.0	13	14	11	1	2	6	7	0	0
2013	DSL Red Sox	5-3	2.04	12	12	0	0	0	57.1	43	18	13	0	1	4	38	1	0
2014	GCL Red Sox	4-3	2.93	12	1	0	0	0	43.0	40	15	14	0	1	7	29	5	0
Minor League Totals		9-9	3.10	33	13	0	0	0	110.1	96	47	38	1	4	17	74	6	0

REILLY, Reed Anthony

RHP

HT: 6-4; **WT:** 230; **BATS:** Right; **THROWS:** Right; **BORN:** 1/5/1992 in Anaheim, CA; **RESIDES:** Dana Point, CA; **SIGNED BY:** Tom Battista; **ACQUIRED:** Red Sox 8th pick (7th round, 224th overall) in the 2014 June Draft.

2014: Made 10 starts for Short-A Lowell in his pro debut...Walked only 6 batters in 39.1 IP (1.37 BB/9.0 IP)...Produced a 2.63 ERA (7 ER/24.0 IP) in his final 5 outings...**PERSONAL:** Played baseball for 3 seasons (2012-14) at Cal Poly San Luis Obispo after red-shirting in 2011...Earned the team's Jim Newkirk Fireman's Award as the top relief pitcher and was an All-Big West Conference 1st Team honoree in each of his 3 years with the club...Made 85 relief appearances, going 10-7 with a 2.29 ERA...Set a school record with 27 career saves...Graduated in 2010 from JSerra Catholic (CA) High School.

YEAR	CLUB	W-L	ERA	G	GS	CG	SHO	SV	IP	H	R	ER	HR	HB	BB	SO	WP	BK
2014	Lowell	0-1	3.89	10	10	0	0	0	39.1	43	18	17	2	2	6	30	3	0

RIJO, Wendell Roel

2B

HT: 5-11; **WT:** 185; **BATS:** Right; **THROWS:** Right; **BORN:** 9/4/1995 in La Romana, DR; **RESIDES:** La Romana, DR; **SIGNED BY:** Victor Rodriguez, Jr.; **ACQUIRED:** Signed by the Red Sox as an international free agent, 7/6/2012.

2014: Made full-season debut with Single-A Greenville...Led the Drive in games (111) and 2B (27), also ranking 2nd in hits (104), 3B (6), total bases (170), BB (56), and steals (16)...Following the season, ranked by *Baseball America* as the 17th-best prospect in the South Atlantic League...Led all SAL 2B in putouts (205)...Hit .341 (31-for-91) in his first 26 games of the season...Recorded his 1st multi-HR game on 7/20 vs. Asheville...Hit safely in 12 straight games from 8/10-24...**2013:** Ranked among qualifying Red Sox minor league leaders in AVG (8th, .277) and had the 5th-most 2B in the GCL (15)...Reached base in a team-high 16 straight games from 7/6-29 (.508 OBP, 22-for-53, 9 BB)...Promoted to Short-A Lowell on 9/2 for 3 games...After the year, *Baseball America* rated him the 2nd-best 2B prospect in the Red Sox farm system and the No. 9 prospect in the GCL.

YEAR	CLUB	AVG	G	AB	R	H	2B	3B	HR	RBI	SH	SF	HP	BB	SO	SB	CS	E
2013	GCL Red Sox	.271	49	170	28	46	15	0	0	20	2	3	6	22	29	15	5	5
	Lowell	.357	3	14	1	5	1	1	0	1	0	0	0	0	3	0	1	1
2014	Greenville	.254	111	409	56	104	27	6	9	46	2	2	4	56	103	16	6	21
Minor League Totals		.261	163	593	85	155	43	7	9	67	4	5	10	78	135	31	12	27

RIVERA, Jeremy

OF

HT: 5-9; **WT:** 150; **BATS:** Switch; **THROWS:** Right; **BORN:** 1/30/1995 in Aguada, PR; **RESIDES:** Aguada, PR; **SIGNED BY:** Vaughn Williams; **ACQUIRED:** Red Sox 18th pick (17th round, 524th overall) in the 2014 June Draft.

2014: Played in 14 games in pro debut with the GCL Red Sox, primarily at 2B...Following the season, had 1 at-bat for Mayaguez of the Puerto Rican Winter League...**PERSONAL:** Played 1 season at El Paso Community College, batting .383 in 48 games...Attended the Carlos Beltran Baseball Academy in Puerto Rico.

YEAR	CLUB	AVG	G	AB	R	H	2B	3B	HR	RBI	SH	SF	HP	BB	SO	SB	CS	E
2014	GCL Red Sox	.178	14	45	9	8	2	0	0	6	0	0	1	5	9	2	0	1

ROBERSON, Timothy Wayne (Tim)

1B/C

HT: 5-10; **WT:** 210; **BATS:** Right; **THROWS:** Right; **BORN:** 7/19/1989 in West Palm Beach, FL; **RESIDES:** West Palm Beach, FL; **SIGNED BY:** Laz Gutierrez; **ACQUIRED:** Signed by the Red Sox as a non-drafted free agent, 6/16/2011.

2014: Combined with Single-A Greenville and High-A Salem to hit .231 (97-for-420) with 26 2B, 1 3B, 10 HR, and 52 RBI... Played primarily 1B (78 G), but also made 8 starts at C...Played first 15 games with Greenville before being transferred to Salem on 4/26...After playing his next 40 games with Salem, transferred back to Greenville on 6/19 and spent the rest of the season there...Went 4-for-6 with 3 R, 4 2B, and 7 RBI in the Drive's 21-1 win over Savannah on 6/20, marking his 1st career 4-hit game and a new career best in RBI...Hit 2 HR on 8/9 at Lexington, his 1st career multi-HR game...**2013:** Combined with Single-A Greenville and High-A Salem to hit .284 (69-for-243)...Threw out 11 of 29 (37.9%) attempted base stealers... Missed the 1st month of the year on the DL (4/4-5/11)...Hit .375 (18-for-48) with 14 RBI over his first 12 games of the season with the Drive (5/11-22)...Promoted to Salem on 6/4 for a 17-game stint...Landed on the DL again from 6/6-14...Returned to Greenville 7/24...**2012:** Returned to Short-A Lowell, throwing out 10 of 24 (41.7%) attempted base stealers...**2011:** Made pro debut with Lowell... Caught 5 of 28 (17.9%) attempted base stealers...**PERSONAL:** Hit .321 with 40 HR and 180 RBI in his career at Florida Gulf Coast University (2008-11)...Graduated from Palm Beach Central (FL) High School.

YEAR	CLUB	AVG	G	AB	R	H	2B	3B	HR	RBI	SH	SF	HP	BB	SO	SB	CS	E
2011	Lowell	.299	22	67	6	20	2	0	3	9	1	1	0	3	10	0	0	2
2012	Lowell	.203	21	69	5	14	2	0	2	7	0	2	0	5	17	0	0	1
2013	Greenville	.289	47	187	17	54	9	1	3	29	0	1	0	8	46	0	0	3
	Salem	.268	17	56	10	15	2	0	2	8	0	0	0	6	14	0	0	2
2014	Greenville	.238	71	269	29	64	16	0	8	32	0	1	2	24	64	0	0	5
	Salem	.219	40	151	17	33	10	1	2	20	0	0	0	12	41	0	0	4
Minor League Totals		.250	218	799	84	200	41	2	20	105	1	5	2	58	192	0	0	17

RODRIGUEZ, Henry Alejandro

INF

HT: 5-8; **WT:** 200; **BATS:** Switch; **THROWS:** Right; **BORN:** 2/9/1990 in Maracay, Aragua, VZ; **RESIDES:** Santa Rita, Aragua, VZ; **SIGNED BY:** Tony Arias (Reds); **ACQUIRED:** Signed by the Red Sox as a minor league free agent, 12/16/2014.

2014: Played in 10 spring training games for the Reds before being released on 3/11...Signed by the Red Sox as a minor league free agent on 12/16...Played in 55 games with Caracas of the Venezuelan Winter League...Hit .291 (65-for-223) with 31 R, 11 2B, 1 3B, 8 HR, and 39 RBI...Ranked 4th in the league in RBI and tied for 5th in HR...Played 2B, 3B, and SS...Homered in 3 straight games from 12/19-21, hitting 2 HR on 12/21 at Caribes...**2013:** Appeared in 9 games over 3 stints with the Reds... Spent majority of season with Triple-A Louisville, leading the Bats and ranking 7th among Reds minor leaguers in AVG (.274)... With the Bats, made 57 starts at 3B and 55 at 2B...Hit .302 (35-for-116) in May and was named the organization's Minor League Player of the Month for August (.396 AVG, 38-for-96, 11 R, 4 2B, 3 RBI, .454 OBP)...Had 5 hits on 8/2 vs. Syracuse (5-for-5, 3 R), the most by a Louisville player all season...Following the season, played for Caracas (14 G) and Zulia (35 G) of the Venezuelan Winter League...**2012:** Made his major league debut as a September call-up with the Reds, batting .214 (3-for-14, 2B, 2 RBI) in 12 games...Recorded 1st ML hit on 9/8 vs. Houston, a pinch-hit single off Jose Valdez in the 8th inning...Also hit .350 (7-for-20) in 14 spring training games with the Reds...Missed nearly 2 months of the season on the DL...Combined with Double-A Pensacola and Triple-A Louisville to hit .284 (98-for-345) in 84 games...Began the season with Pensacola and was named a Southern League mid-season All-Star...Hit safely in his final 16 games with the Blue Wahoos from 4/22-5/8 (.413 AVG, 26-for-63)...Placed on the DL on 5/9 and played in 5 rehab games with the AZL Reds...Reinstated and transferred to Louisville on 7/4... Hit .309 (30-for-97, 4 2B, 3 HR) in his first 23 games with the Bats...Recalled by Cincinnati on 9/1...Following the season, played in 44 games with Zulia of the Venezuelan Winter League (.288 AVG, 53-for-184)...**2011:** Combined with High-A Bakersfield and Double-A Carolina to hit .320 (165-for-516) with a .372 OBP and .469 SLG in 127 games...Ranked 2nd among Reds minor leaguers in AVG and T-3rd in RBI (.81)...Hit .338 (45-for-133) vs. LHP and .313 (120-for-383) vs. RHP...Began the season with Bakersfield and hit safely in his first 17 games from 4/8-23 (.400 AVG, 30-for-75)...Was named the Reds' Minor League Player of the Month for May (29 G, .336 AVG, 40-for-119, 17 R, 8 2B, 5 HR, 21 RBI)...Hit safely in 19 consecutive games from 5/19-6/9, including his last 18 with Bakersfield and his 1st with Carolina after being promoted on 6/9 (.440 AVG, 33-for-75)...Was on the DL from 8/29 through the remainder of the season...Following the season, played in 35 games for Zulia of the Venezuelan Winter League...Added to the Reds' 40-man roster on 11/18...**2010:** Combined with Single-A Dayton and High-A Lynchburg to hit .305 (164-for-538) in 130 games...Led all Reds minor leaguers in RBI (82) and ranked 3rd in SB (33) and 4th in AVG... Named a Midwest League mid-season All-Star...Ranked among league leaders in hits (2nd, 158), runs (T-7th, 37), total bases (4th, 243), and AVG (8th, .307)...Had 3 hitting streaks of at least 10 games...Named the league's Player of the Week for the period 5/31-6/6 (.458 AVG, 11-for-24, 5 R, 5 2B, 3B, HR, 6 RBI)...Hit .343 (85-for-248) after the All-Star break...Hit safely in his final 16 games (.431 AVG, 28-for-65)...Following the season, played in 56 games for Zulia of the Venezuelan Winter League (.281 AVG, 55-for-196)...Named a Caribbean Series All-Star...**2009:** Led the GCL Reds in hits (49), 2B (10), and RBI (19)...Ranked 4th in the GCL in AVG (.322)...Recorded multiple hits in 12 of 14 games from 7/9-29 (.482 AVG, 27-for-56)...**2008:** Combined to hit .316 (73-for-231) with a .388 OBP for the Reds' DSL squads...Hit safely in 22 of 23 games from 7/22-8/20 (.435 AVG, 40-for-92)...**2007:** Combined with the VSL Devil Rays/Reds and DSL Reds to hit .265 (59-for-223) with a .354 OBP in 61 games.

Player Development

Minor League Players, Continued

YEAR	CLUB	AVG	G	AB	R	H	2B	3B	HR	RBI	SH	SF	HP	BB	SO	SB	CS	E
2007	VSL Rays/Reds	.267	54	206	30	55	14	5	3	25	1	1	3	28	29	4	2	10
	DSL Reds	.235	7	17	3	4	0	0	0	4	0	1	0	1	1	1	0	1
2008	DSL Reds	.240	13	50	5	12	1	0	0	3	0	1	0	7	9	5	1	2
	DSL D-Backs/Reds	.337	46	181	25	61	8	3	1	18	2	2	2	20	14	16	6	14
2009	GCL Reds	.322	42	152	24	49	10	1	1	19	0	1	1	7	18	9	0	5
2010	Dayton	.307	124	514	76	158	37	3	14	78	1	6	4	22	70	33	13	15
	Lynchburg	.250	6	24	2	6	0	0	0	4	0	0	0	0	4	0	0	2
2011	Bakersfield	.340	58	238	37	81	17	0	8	44	0	1	1	14	35	12	7	12
	Carolina	.302	69	278	39	84	19	1	5	37	4	1	4	25	43	18	3	11
2012	Pensacola	.348	33	132	19	46	6	0	2	15	1	2	0	9	18	3	0	2
	AZL Reds	.235	5	17	1	4	1	0	0	1	0	0	0	1	2	0	0	0
	Louisville	.244	51	213	23	52	10	0	3	20	1	1	0	6	35	5	4	8
	CINCINNATI	.214	12	14	0	3	1	0	0	2	0	0	0	2	2	0	0	0
2013	Louisville	.274	126	478	45	131	17	0	4	41	0	3	5	28	69	6	5	14
	CINCINNATI	.111	9	9	0	1	0	0	0	0	0	0	0	1	4	0	0	0
Minor League Totals		.297	634	2500	329	743	140	13	41	309	10	20	20	168	347	112	41	96
Major League Totals		.174	21	23	0	4	1	0	0	2	0	0	0	3	6	0	0	0

RODRIGUEZ, Javier Ernesto

LHP

HT: 6-2; **WT:** 200; **BATS:** Left; **THROWS:** Left; **BORN:** 5/1/1995 in Magdalena de Kino, MX; **RESIDES:** Heroica Caborca, MX; **SIGNED BY:** Eddie Romero; **ACQUIRED:** Signed by the Red Sox as an international free agent, 5/20/2012.

2014: Made his domestic debut with the GCL Red Sox...Recorded a sub-2.00 ERA for the 2nd consecutive season...Has won his last 10 decisions...Led the GCL in wins (8)...Ranked 2nd on his club in strikeouts (34)...Held opponents to a .205 AVG (32-for-156)...Did not allow a HR all season...Produced a 1.52 ERA (5 ER/29.2 IP) as a reliever and a 1.29 ERA (2 ER/14.0 IP) as a starter...Allowed 0 ER in 6 of his appearances...Surrendered 0 ER in 4 consecutive outings from 7/19-8/12 (19.0 IP)...**2013:** Did not allow a run in 9 of his 12 appearances with the DSL Red Sox...Limited righties to a .204 AVG (22-for-108)...**2012:** Made pro debut with the DSL Red Sox.

YEAR	CLUB	W-L	ERA	G	GS	CG	SHO	SV	IP	H	R	ER	HR	HB	BB	SO	WP	BK
2012	DSL Red Sox	0-1	9.00	4	0	0	0	0	3.0	6	5	3	0	0	5	1	1	0
2013	DSL Red Sox	2-0	1.72	12	3	0	0	0	36.2	29	7	7	1	3	18	18	1	0
2014	GCL Red Sox	8-0	1.44	10	3	0	0	0	43.2	32	10	7	0	0	21	34	2	2
Minor League Totals		10-1	1.84	26	6	0	0	0	83.1	67	22	17	1	3	44	53	4	2

ROMANSKI, Jacob Matthew (Jake)

C

HT: 5-11; **WT:** 200; **BATS:** Right; **THROWS:** Right; **BORN:** 12/22/1990 in Riverside, CA; **RESIDES:** Corona, CA; **SIGNED BY:** Jim Woodward; **ACQUIRED:** Red Sox 14th pick (14th round, 413th overall) in the 2013 June Draft.

2014: Combined with Single-A Greenville and High-A Salem to hit .273 (97-for-355)...Caught 32 of 119 attempted base stealers (26.9%), including 8 of 16 (50.0%) with Salem...Began the season with Greenville and hit safely in his first 11 games (.319 AVG, 15-for-47)...Went 4-for-5 with 2 R, 2 B, and 5 RBI on 4/27 vs. Lexington...Also had 5 RBI on 6/23 at Asheville...Transferred to Salem on 8/5...Went 4-for-4 with 4 B in his final game of the season on 8/31 at Wilmington, becoming the 1st Salem player ever to record 4 B in a game...**2013:** Made his pro debut, appearing in 20 games for Short-A Lowell...Threw out 8 of 19 (42.1%) attempted base stealers...Missed time on the DL from 7/13-8/22...Went 11-for-31 (.355) in the month of August with 4 B, 2 HR, and 4 RBI...**PERSONAL:** Played baseball at San Diego State University (2012-13) and Chaffey Junior College (2010-11)...Attended Norco (CA) High School...His brother, Josh, was selected by the Brewers in the 4th round of the 2008 June Draft.

YEAR	CLUB	AVG	G	AB	R	H	2B	3B	HR	RBI	SH	SF	HP	BB	SO	SB	CS	E
2013	Lowell	.233	20	73	9	17	4	0	2	4	1	0	2	4	11	0	0	4
2014	Greenville	.270	78	300	30	81	16	2	1	44	3	3	1	24	39	10	5	7
	Salem	.291	17	55	8	16	7	0	2	9	0	0	0	1	5	1	1	0
Minor League Totals		.266	115	428	47	114	27	2	5	57	4	3	3	29	55	11	6	11

ROMERO, Dioscar Fernando

RHP

HT: 6-3; **WT:** 250; **BATS:** Right; **THROWS:** Right; **BORN:** 4/17/1995 in San Cristobal, DR; **RESIDES:** San Cristobal, DR; **SIGNED BY:** Manny Nanita and Craig Shipley; **ACQUIRED:** Signed by the Red Sox as an international free agent, 10/25/2011.

2014: Made only 1 start for Short-A Lowell...Placed on the disabled list on 7/4 and missed the remainder of the season...**2013:** Limited left-handed hitters to a .190 AVG (12-for-63) with just 2 extra-base hits (2B, 3B)...Opponents hit just .184 (7-for-38) against him with RISP...**2012:** Made his pro debut with the DSL Red Sox, pacing the club and tying for the league lead with 15 starts...Also led the DSL Sox with 47 SO and ranked among team leaders in wins (T-3rd, 5), appearances (T-3rd, 15), and innings (2nd, 60.1)...Held opponents to a .214 AVG (48-for-224)...Went 5-0 with a 0.50 ERA (2 ER/35.2 IP) in 7 starts from 7/19-8/22, including not allowing an earned run over his final 4 outings (20.2 IP).

YEAR	CLUB	W-L	ERA	G	GS	CG	SHO	SV	IP	H	R	ER	HR	HB	BB	SO	WP	BK
2012	DSL Red Sox	5-4	2.69	15	15	1	1	0	60.1	48	31	18	0	3	23	47	0	4
2013	GCL Red Sox	3-1	3.93	11	4	0	0	0	34.1	32	19	15	0	3	28	22	5	0
2014	Lowell	0-0	0.00	1	1	0	0	0	3.2	1	0	0	0	0	4	3	2	0
Minor League Totals		8-5	3.02	27	20	1	1	0	98.1	81	50	33	0	6	55	72	11	0

Minor League Players, Continued

ROOF, Jonathan A.

INF/OF

HT: 6-1; **WT:** 180; **BATS:** Right; **THROWS:** Right; **BORN:** 1/23/1989 in Paducah, KY; **RESIDES:** Paducah, KY; **SIGNED BY:** Roger Coryell (Rangers); **ACQUIRED:** Selected by the Red Sox in the Triple-A phase of the Rule 5 Draft, 12/12/2013.

2014: Combined with High-A Salem and Double-A Portland to hit .278 (106-for-381) with a .362 OBP and .423 SLG...Named a Carolina League mid-season All-Star...Played 2B (7 G), 3B (41 G), SS (8 G), LF (21 G), and RF (30 G)...Played his first 50 games with Salem and hit .301 (58-for-193) before being transferred to Portland on 6/1...Hit a 9th-inning, walk-off RBI double in the Sea Dogs' 4-3 win over Binghamton on 7/22, his 1st plate appearance of the game after entering as a pinch runner in the 7th...**2013:** Signed by Detroit as a minor league free agent on 1/17, then traded to the Phillies on 3/24...Split time between Single-A Lakewood (16 G) and High-A Clearwater (68 G), hitting .254 (78-for-307) combined...Appeared at SS (47 G), 2B (26 G), LF (8 G), RF (5 G), and DH (3 G)...Missed time on the DL from 4/25-5/14...Selected by the Red Sox in the Triple-A Phase of the Rule 5 Draft after the season...**2012:** Signed by San Diego as a minor league free agent on 4/22...Made stops at Short-A Eugene (26 G), High-A Lake Elsinore (6 G), and Triple-A Tucson (49 G)...Combined for a .337 OBP on the season...**2011:** Hit .262 (73-for-279) between the Rangers' Single-A Hickory and High-A Myrtle Beach...**2010:** Spent majority of his 1st pro season with Hickory...DL stint from 6/18-7/15 included a 6-game rehab with the Rookie-level Arizona League Rangers...**PERSONAL:** Earned All-Big Ten 1st Team honors as a senior at Michigan State in 2010...His father, Gene, played parts of 3 seasons in the majors with STL and MON and is currently a coach in the Tigers' system...Originally selected by the Red Sox in the 39th round of the 2007 June Draft out of St. Mary's (KY) High School...His brother, Shawn Roof, was selected by the Tigers in the 33rd round of the 2007 June Draft and spent the last 2 seasons in the Orioles' organization (2013-14).

YEAR	CLUB	AVG	G	AB	R	H	2B	3B	HR	RBI	SH	SF	HP	BB	SO	SB	CS	E
2010	AZL Rangers	.357	6	14	4	5	1	0	0	2	0	0	0	1	3	0	0	2
	Hickory	.256	38	125	15	32	4	0	0	11	2	1	2	13	14	4	5	12
2011	Hickory	.275	79	236	28	65	15	0	2	38	5	4	1	12	43	15	5	13
	Myrtle Beach	.186	12	43	5	8	2	0	0	1	1	0	0	3	9	0	0	2
2012	Eugene	.205	26	88	8	18	1	0	0	6	0	1	2	13	9	1	3	4
	Lake Elsinore	.333	6	21	3	7	2	0	0	1	0	0	0	1	1	0	0	0
	Tucson	.250	49	120	17	30	2	0	0	11	0	0	3	15	19	1	1	3
2013	Clearwater	.246	68	248	36	61	11	3	4	29	1	2	0	24	34	4	4	11
	Lakewood	.288	16	59	11	17	4	0	2	13	0	2	3	5	8	1	2	2
2014	Salem	.301	50	193	39	58	15	2	4	23	0	3	1	27	32	2	1	12
	Portland	.255	59	188	24	48	11	2	3	20	2	0	5	19	46	1	3	4
Minor League Totals		.261	409	1335	190	349	68	7	15	155	11	13	17	133	218	29	24	65

ROSENBAUM, Daniel Eric (Danny)

LHP

HT: 6-2; **WT:** 210; **BATS:** Right; **THROWS:** Left; **BORN:** 10/10/1987 in Loveland, OH; **RESIDES:** Loveland, OH; **SIGNED BY:** Alex Smith (Nationals); **ACQUIRED:** From the Washington Nationals in exchange for C Dan Butler, 1/13/2015.

2014: Placed on the disabled list on 4/22 and missed the remainder of the season...Prior to going on the DL, made 4 starts for Triple-A Syracuse...Allowed only 2 hits in 6.2 scoreless innings on 4/9 at Pawtucket...**2013:** Acquired by Washington from the Colorado Rockies per Rule 5 guidelines on 3/24...Spent entire season with Triple-A Syracuse...Tied for the International League lead in starts (28) and ranked 5th in IP (158.1)...Led the Chiefs in SO (102)...Recorded at least 6.0 IP in 18 of his starts...Following the season, made 7 appearances (6 starts) for Margarita of the Venezuelan Winter League...**2012:** Spent entire season with Double-A Harrisburg, earning Eastern League mid-season All-Star honors...Led the Senators in wins (8), starts (26), IP (155.1), and SO (99)...Recorded two 9.0-inning complete games, the 3rd and 4th of his career (0 ER on 4/18 vs. Altoona, 1 ER on 5/5 at Binghamton)...Produced a career-best 2.29 ground ball/fly ball ratio...Held lefties to a .210 AVG (26-for-124) and .282 SLG...Won his first 6 decisions...Allowed only 1 ER during a 6-start span from 4/18-5/17, going 4-0 with a 0.20 ERA and .170 opponent AVG (2 CG, 45.0 IP, 26-for-153, 0 HR, 6 BB, 30 SO)...Named Eastern League Pitcher of the Week on 4/23...Made 1st career trip to the DL on 8/30...Following the season, selected by the Colorado Rockies from the Nationals in the Major League Phase of the Rule 5 Draft (3rd overall) on Dec. 6...**2011:** Combined with High-A Potomac and Double-A Harrisburg to go 9-6 with a 2.52 ERA (48 ER/171.1 IP) and .224 AVG (140-for-625)...Threw two 9.0-inning complete games with Potomac, including a shutout on 6/4 at Wilmington (3 H, 1 HBP, 1 BB, 6 SO)...Made 10 starts of at least 7.0 IP with the Nationals, striking out 11 in 8.0 IP in his final High-A outing on 7/31 vs. Frederick...Promoted to Harrisburg on 8/2 and held batters to a .190 AVG (27-for-142, 0 HR) in 6 starts...Recorded at least 5.2 IP in each of his 6 Double-A outings...**2010:** Combined with Single-A Hagerstown and High-A Potomac to go 5-7 with a 2.25 ERA (36 ER/144.0 IP) in 26 appearances (25 starts)...Began the season with Hagerstown and earned a South Atlantic League All-Star selection...Made 3 consecutive scoreless starts of at least 6.0 IP from 5/10-22 (0-0, 20.0 IP, 2 BB, 19 SO)...Named SAL Pitcher of the Week on 5/17...Promoted to Potomac on 7/20 and pitched 8.0 scoreless innings in his second start with the club...**2009:** Selected by the Washington Nationals in the 22nd round of the 2009 June Draft...Made pro debut with the GCL Nationals and held opponents to a .215 AVG (29-for-135, 1 HR)...Allowed 1 ER or fewer in 10 of his 11 appearances...Named the club's Pitcher of the Month for August (4 GS, 3-0, 1.29 ERA)...**PERSONAL:** Played baseball at Indiana University (2007) and Xavier University (2008-09)...Graduated in 2006 from Loveland (OH) High School.

YEAR	CLUB	W-L	ERA	G	GS	CG	SHO	SV	IP	H	R	ER	HR	HB	BB	SO	WP	BK
2009	GCL Nationals	4-1	1.95	11	8	0	0	0	37.0	29	14	8	1	1	9	38	2	0
2010	Hagerstown	2-5	2.32	18	18	0	0	0	101.0	95	40	26	5	7	28	84	4	1
	Potomac	3-2	2.09	8	7	0	0	0	43.0	35	12	10	2	0	13	31	3	1
2011	Potomac	6-5	2.59	20	19	2	1	0	132.0	113	52	38	4	7	41	108	7	1
	Harrisburg	3-1	2.29	6	6	0	0	0	39.1	27	14	10	0	2	11	27	1	0
2012	Harrisburg	8-10	3.94	26	26	2	0	0	155.1	164	79	68	8	3	39	99	4	8
2013	Syracuse	7-11	3.87	28	28	0	0	0	158.1	167	84	68	10	8	67	102	8	4
2014	Syracuse	1-1	4.50	4	4	0	0	0	20.0	22	10	10	1	2	5	9	0	0
Minor League Totals		34-36	3.12	121	116	4	1	0	686.0	652	305	238	31	30	213	498	29	15

Player Development

Minor League Players, Continued

SCOTT, Robert John (Robby)

LHP

HT: 6-3; **WT:** 230; **BATS:** Switch; **THROWS:** Left; **BORN:** 8/29/1989 in Miami, FL; **RESIDES:** Miami, FL; **ACQUIRED:** Signed by the Red Sox as a non-drafted free agent, 8/9/2011.

2014: Produced a sub-3.00 ERA for the 4th consecutive season...Led Portland relievers in wins (8) and ranked 2nd on the club in appearances (35) in his Double-A debut...Finished 16 games for the Sea Dogs...Named an Eastern League mid-season All-Star...Held rights to a .186 AVG (30-for-161)...26 of his 34 relief appearances were scoreless...Allowed 0 ER in 13 of his first 14 outings from 4/6-6/13 (0.59 ERA, 2 ER/30.1 IP)...Went 2-0 with 2 saves and a 2.25 ERA (4 ER/16.0 IP) in 14 games from 7/14 through the remainder of the season (2 BB, 18 SO)...Following the season, earned Arizona Fall League Rising Star honors after producing a 1.38 ERA (2 ER/13.0 IP) in 10 relief appearances for Surprise...**2013:** Posted the 2nd-lowest ERA (2.79) among High-A Salem pitchers with at least 50.0 IP...Ranked among Carolina League leaders for relievers in opponent AVG (4th, .214) and fewest base runners per 9.0 IP (5th, 11.04)...Went 2-1 with a 0.57 ERA (2 ER/31.1 IP) over his final 13 regular-season outings...Tossed 2.0 scoreless postseason innings for Salem during its run to the Mills Cup Championship...**2012:** Made 14 relief appearances with the GCL Red Sox after beginning the season on the DL...Posted a 0.44 ERA (1 ER/20.1 IP), the 3rd-lowest mark among GCL hurlers with at least 20.0 IP...Ranked 2nd on the club in outings and 3rd with 11 games finished...Gave up 1 hit or fewer in 12 appearances...Held rights to a .188 AVG (12-for-64) and .203 SLG...**2011:** Purchased from Yuma of the independent North American League on 8/9 after tossing 11.0 scoreless innings with 19 SO for the Scorpions...Made minor league debut on 8/11 and played in 6 games between the GCL Red Sox and Short-A Lowell...**PERSONAL:** Posted a 4.82 ERA (5 ER/9.1 IP) in 16 relief appearances for Florida State University in 2011.

YEAR	CLUB	W-L	ERA	G	GS	CG	SHO	SV	IP	H	R	ER	HR	HB	BB	SO	WP	BK
2011	Yuma	1-0	0.00	7	1	0	0	0	11.0	6	0	0	0	0	4	19	0	---
	GCL Red Sox	0-0	1.23	4	0	0	0	2	7.1	4	1	1	1	1	1	11	0	0
	Lowell	1-1	1.59	2	0	0	0	0	5.2	2	2	1	1	2	1	5	0	0
2012	GCL Red Sox	0-0	0.44	14	0	0	0	1	20.1	13	2	1	0	1	5	23	1	0
	Salem	4-4	2.79	31	0	0	0	2	67.2	51	27	21	6	2	30	44	5	0
2013	Portland	8-2	1.96	35	1	0	0	3	59.2	55	17	13	3	0	15	51	5	1
Minor League Totals		13-7	2.07	86	1	0	0	8	160.2	125	49	37	11	6	52	134	11	1
Independent Lg. Totals		1-0	0.00	7	1	0	0	0	11.0	6	0	0	0	0	4	19	0	---

SHEPHERD, James Chandler (Chandler)

RHP

HT: 6-3; **WT:** 185; **BATS:** Right; **THROWS:** Right; **BORN:** 8/25/1992 in Ashland, KY; **RESIDES:** Louisa, KY; **SIGNED BY:** John Pyle; **ACQUIRED:** Red Sox 14th pick (13th round, 404th overall) in the 2014 June Draft.

2014: Made 16 appearances (1 start) for Short-A Lowell in his pro debut...Went 3-1 with a 2.70 ERA (6 ER/20.0 IP) in his final 8 outings, recording 20 SO and only 3 BB in that span...Did not walk a batter in 10 of his appearances, including in 5 straight from 7/27-8/21 (13.0 IP)...**PERSONAL:** Played baseball at the University of Kentucky (2012-14), going 13-6 with a 3.45 ERA in 60 career appearances (19 starts)...Was a 2013 Cape Cod League All-Star with Harwich...Attended Lawrence County (KY) High School, where he played baseball, basketball, football, track, and golf...Went 12-1 with a 0.65 ERA and 2 no-hitters as a senior and 40-12 in his career...Selected by the Chicago White Sox in the 41st round of the 2011 June Draft, but did not sign.

YEAR	CLUB	W-L	ERA	G	GS	CG	SHO	SV	IP	H	R	ER	HR	HB	BB	SO	WP	BK
2014	Lowell	4-3	4.05	16	1	0	0	0	33.1	33	18	15	3	2	8	35	6	0

SHOW, Brandon Robert

RHP

HT: 6-2; **WT:** 185; **BATS:** Right; **THROWS:** Right; **BORN:** 10/31/1992 in Las Vegas, NV; **RESIDES:** Las Vegas, NV; **SIGNED BY:** Jim Woodward; **ACQUIRED:** Red Sox 39th pick (38th round, 1,154th overall) in the 2014 June Draft.

2014: Made 12 relief appearances for Short-A Lowell in his pro debut...Held rights to a .219 AVG (7-for-32)...Did not allow a HR all season...**PERSONAL:** Played baseball at Western Nevada College (2012-13) and the University of San Diego (2014)...Graduated from Shadow Ridge (NV) High School.

YEAR	CLUB	W-L	ERA	G	GS	CG	SHO	SV	IP	H	R	ER	HR	HB	BB	SO	WP	BK
2014	Lowell	1-1	7.13	12	0	0	0	0	17.2	18	14	14	0	1	12	11	0	0

SOPILKA, David Alejandro

C

HT: 6-0; **WT:** 195; **BATS:** Right; **THROWS:** Right; **BORN:** 8/30/1993 in Barquisimeto, VZ; **RESIDES:** Barquisimeto, VZ; **SIGNED BY:** Ernesto Gomez and Craig Shipley; **ACQUIRED:** Signed by the Red Sox as an international free agent, 5/7/2010.

2014: Played in 27 games for Short-A Lowell...Caught 8 of 19 attempted base stealers (42.1%)...**2013:** Spent the year with Short-A Lowell before a season-ending DL stint beginning 8/21...Caught 11 of 38 (28.9%) attempted base stealers...**2012:** Caught 25 of 40 (62.5%) attempted base stealers in his domestic debut with the GCL Red Sox...**2011:** Returned to the DSL Red Sox, ranking among team leaders in 2B (2nd, 10) and RBI (3rd, 30)...Caught 18 of 51 (35.3%) attempted base stealers...**2010:** Made pro debut with the DSL Sox...Caught 16 of 51 (31.4%) attempted base stealers.

YEAR	CLUB	AVG	G	AB	R	H	2B	3B	HR	RBI	SH	SF	HP	BB	SO	SB	CS	E
2010	DSL Red Sox	.156	38	122	11	19	2	1	0	11	1	2	2	20	23	0	0	4
2011	DSL Red Sox	.260	53	192	25	50	10	1	1	30	2	7	3	20	29	1	2	4
2012	GCL Red Sox	.196	31	107	9	21	2	0	0	8	0	0	1	8	17	0	0	2
2013	Lowell	.167	32	108	5	18	2	0	0	3	0	2	1	10	30	0	0	8
2014	Lowell	.153	27	85	3	13	1	0	1	10	2	0	2	2	25	2	0	3
Minor League Totals		.197	181	614	53	121	17	2	2	62	5	11	9	60	124	3	2	21

STANKIEWICZ, Theodore J. (Teddy)

RHP

HT: 6-4; **WT:** 215; **BATS:** Right; **THROWS:** Right; **BORN:** 11/25/1993 in Tarrant County, TX; **RESIDES:** Keller, TX; **SIGNED BY:** Chris Mears; **ACQUIRED:** Red Sox 2nd pick (2nd round, 45th overall) in the 2013 June Draft.

2014: Spent entire season with Single-A Greenville, leading the Drive in starts (tied, 25), wins (11), innings (140.1), and strikeouts (102)...Tied for 4th in the South Atlantic League in wins...Made 6 scoreless starts of at least 5.0 IP...Recorded at least 4.0 IP in all 25 starts...Named SAL Pitcher of the Week on 6/16 after allowing only 2 hits in 7.0 shutout innings on 6/11 vs. Charleston (0 BB, 6 SO)...Also allowed only 2 hits and 0 ER in his next start on 6/20 vs. Savannah...Recorded at least 6.0 IP and allowed 3 ER or fewer in each of his final 6 starts, going 4-1 with a 1.89 ERA (8 ER/38.0 IP) and .199 opponent AVG (28-for-141) in August...Following the season, ranked by *Baseball America* as the Sox' 20th-best prospect...**2013:** Made pro debut with Short-A Lowell...**PERSONAL:** Went 4-5 with a 2.52 ERA (17 ER/60.2 IP) at Seminole State College in 2013...Originally selected by the Mets in 2nd round of the 2012 June Draft out of Fort Worth Christian (TX) High School, but did not sign.

YEAR	CLUB	W-L	ERA	G	GS	CG	SHO	SV	IP	H	R	ER	HR	HB	BB	SO	WP	BK
2013	Lowell	0-0	2.29	9	9	0	0	0	19.2	17	6	5	1	1	2	15	1	0
2014	Greenville	11-8	3.72	25	25	0	0	0	140.1	141	64	58	9	2	29	102	8	1
Minor League Totals		11-8	3.54	34	34	0	0	0	160.0	158	70	63	10	3	31	117	9	1

STEEN, Kevin DeVarious

RHP

HT: 6-1; **WT:** 180; **BATS:** Right; **THROWS:** Right; **BORN:** 7/24/1996 in Oak Ridge, TN; **RESIDES:** Oak Ridge, TN; **SIGNED BY:** Danny Watkins; **ACQUIRED:** Red Sox 10th pick (9th round, 284th overall) in the 2014 June Draft.

2014: Made 3 appearances (2 starts) for the GCL Red Sox in his pro debut...**PERSONAL:** Graduated in 2014 from Oak Ridge (TN) High School, where he also played basketball...Had committed to play baseball at the University of Tennessee.

YEAR	CLUB	W-L	ERA	G	GS	CG	SHO	SV	IP	H	R	ER	HR	HB	BB	SO	WP	BK
2014	GCL Red Sox	0-1	4.50	3	2	0	0	0	6.0	8	4	3	0	0	2	5	2	0

STURGEON, Cole Michael

OF

HT: 6-0; **WT:** 190; **BATS:** Left; **THROWS:** Left; **BORN:** 9/17/1991 in Owensboro, KY; **RESIDES:** Owensboro, KY; **SIGNED BY:** John Pyle; **ACQUIRED:** Red Sox 11th pick (10th round, 314th overall) in the 2014 June Draft.

2014: In pro debut, combined with Short-A Lowell and Single-A Greenville to hit .283 (60-for-212)...Played his first 7 games with the Spinners before transferring to Greenville on 7/7 and finishing the season there...Hit .333 (28-for-84) and scored 20 runs in his final 23 games of the season...Hit a walk-off RBI double in the 15th inning of Greenville's 4-3 win over Augusta on 8/4...With the Drive, hit .354 (29-for-82) with runners on base and .408 (20-for-49) with RISP...**PERSONAL:** Played baseball for 4 seasons at the University of Louisville...Hit .312 with a .394 OBP in 233 career games (217 starts) and produced a 3.09 ERA in 63 career relief appearances...Was a 3-time All-Conference selection (2012-14)...Named Most Outstanding Player of the 2014 Louisville Regional...Helped Louisville earn 2 College World Series berths...Also helped Wareham win the 2012 Cape Cod League title, hitting .367 in 7 playoff games...Attended Owensboro Catholic (KY) High School, where he hit at least .370 and produced a sub-1.00 ERA in each of his final 3 seasons...Participated in the 2009 World Wood Bat Association 17U National Championship event in Marietta, GA...Also played basketball and football in high school.

YEAR	CLUB	AVG	G	AB	R	H	2B	3B	HR	RBI	SH	SF	HP	BB	SO	SB	CS	E
2014	Lowell	.276	7	29	3	8	0	2	0	5	0	0	1	0	5	2	0	1
	Greenville	.284	48	183	28	52	10	0	2	25	2	2	3	16	31	4	1	2
Minor League Totals		.283	55	212	31	60	10	2	2	30	2	2	4	16	36	6	1	3

SUAREZ, Alixon Henry

C

HT: 6-1; **WT:** 180; **BATS:** Right; **THROWS:** Right; **BORN:** 7/25/1994 in Carora, VZ; **RESIDES:** Carora, VZ; **SIGNED BY:** Ernesto Gomez and Craig Shipley; **ACQUIRED:** Signed by the Red Sox as an international free agent, 11/21/2010.

2014: Spent entire season with Short-A Lowell...Caught 18 of 44 (40.9%) attempted base stealers, the best rate of his career...**2013:** Made his domestic debut with the GCL Red Sox, playing 31 games...Caught 13 of 48 (27.1%) attempted base stealers...**2012:** Led the DSL Red Sox with a .425 SLG and placed 2nd with 15 2B, 4 HR (tied), and 96 total bases...Caught 27 of 73 (37.0%) attempted base stealers...Reached base safely in a DSL-high 32 consecutive road games from 6/2-8/22 at .295 (36-for-122) with a .412 OBP...**2011:** Made pro debut with the DSL Sox...Caught 33 of 84 (39.3%) attempted base stealers.

YEAR	CLUB	AVG	G	AB	R	H	2B	3B	HR	RBI	SH	SF	HP	BB	SO	SB	CS	E
2011	DSL Red Sox	.224	62	210	35	47	7	0	2	25	4	3	11	39	45	0	1	4
2012	DSL Red Sox	.270	63	226	41	61	15	4	4	28	0	2	11	39	41	2	3	5
2013	GCL Red Sox	.211	31	109	11	23	6	0	0	13	0	2	2	5	22	1	0	3
2014	Lowell	.209	40	134	14	28	8	4	2	13	2	1	2	9	50	0	1	5
Minor League Totals		.234	196	679	101	159	36	8	8	79	6	8	26	92	158	3	5	17

TAVAREZ, Aneury De Jesus

OF

HT: 5-9; **WT:** 190; **BATS:** Left; **THROWS:** Right; **BORN:** 4/14/1992 in Barrio Obrero, DR; **RESIDES:** Barrio Obrero, DR; **SIGNED BY:** Manny Nanita; **ACQUIRED:** Signed by the Red Sox as an international free agent, 10/18/2010.

2014: Spent entire season with High-A Salem, leading the club in HR (11) and ranking 2nd in steals (18)...Was on the disabled list from 4/10-18 and 8/15 through the remainder of the season...Hit .345 (19-for-55) with 10 R and 3 HR during a 13-game hitting streak from 6/2-19...Following the season, hit .375 (21-for-56) in 21 games for Oriente of the Dominican Winter League...**2013:** Led Single-A Greenville in games (125), SB (29), 2B (28), 3B (7), and total bases (186)...Stole the 3rd-most bases among all Red Sox minor leaguers...Hit .283 (26-for-92) out of the leadoff spot...Posted a .971 fielding

Player Development

Minor League Players, Continued

percentage (7 E/240 TC) between RF (100 G), CF (20 G), and LF (5 G)...Pegged Red Sox Minor League Base Runner of the Month for August/September after going 8-for-11 in SB attempts with 11 R, 4 2B, and 1 3B...After the season, appeared in 9 games for Oriente of the Dominican Winter League...**2012:** Led Short-A Lowell with 4 3B and ranked among club leaders in games (4th, 62), hits (4th, 58), 2B (3rd, 9), HR (T-2nd, 4), RBI (T-3rd, 24), and total bases (3rd, 87)...**2011:** Made pro debut with the GCL Red Sox...Hit 1st pro HR on 8/5 at the GCL Twins.

YEAR	CLUB	AVG	G	AB	R	H	2B	3B	HR	RBI	SH	SF	HP	BB	SO	SB	CS	E
2011	GCL Red Sox	.220	33	100	10	22	1	2	3	8	1	1	4	8	40	3	3	12
2012	Lowell	.272	62	213	19	58	9	4	4	24	3	1	7	11	59	6	3	3
2013	Greenville	.257	125	479	56	123	28	7	7	55	7	3	6	21	140	29	15	7
2014	Salem	.250	93	344	52	86	16	5	11	50	4	3	8	17	97	18	5	13
Minor League Totals		.254	313	1136	137	289	54	18	25	137	15	8	25	57	336	56	26	35

TAVERAS, German Luis

RHP

HT: 6-2; **WT:** 240; **BATS:** Right; **THROWS:** Right; **BORN:** 2/15/1993 in Santo Domingo, DR; **RESIDES:** Santo Domingo, DR; **SIGNED BY:** Manny Nanita and Craig Shipley; **ACQUIRED:** Signed by the Red Sox as an international free agent, 5/7/2011.

2014: Combined with Short-A Lowell and Single-A Greenville to go 3-2 with a 3.63 ERA (18 ER/44.2 IP) in 18 relief appearances...Pitched in 7 games for the Spinners before transferring to Greenville on 7/12 and spending the remainder of the season there...Was 5-for-5 in save opportunities with the Drive...Was on the disabled list from 8/31 through the remainder of the season...**2013:** Made 8 scoreless appearances for the GCL Red Sox...Allowed 4 ER in 22.0 IP (1.64 ERA) over his final 11 outings of the year...**2012:** Returned to the DSL Red Sox, placing among club leaders in appearances (2nd, 16) and games finished (2nd, 7)...Allowed 3 ER in 13.2 IP (1.98 ERA) over his final 7 outings of the season from 7/11-8/20...**2011:** Made pro debut in 5 games for the DSL Red Sox...Recorded a save in 1st career appearance on 6/24 vs. the DSL Yankees2.

YEAR	CLUB	W-L	ERA	G	GS	CG	SHO	SV	IP	H	R	ER	HR	HB	BB	SO	WP	BK
2011	DSL Red Sox	0-1	2.08	5	0	0	0	1	13.0	9	3	3	0	1	9	5	3	0
2012	DSL Red Sox	0-1	5.88	16	0	0	0	1	26.0	26	20	17	1	1	15	17	3	1
2013	GCL Red Sox	3-2	2.75	16	0	0	0	1	36.0	30	13	11	0	2	9	30	6	0
2014	Lowell	3-1	2.76	7	0	0	0	0	16.1	9	5	5	0	1	5	17	1	0
	Greenville	0-1	4.13	11	0	0	0	5	28.1	28	15	13	4	2	13	19	1	0
Minor League Totals		6-6	3.69	55	0	0	0	8	119.2	102	56	49	5	7	51	88	14	1

TEJEDA, Moises Oscar (Oscar)

INF

HT: 6-1; **WT:** 170; **BATS:** Right; **THROWS:** Right; **BORN:** 12/26/1989 in Sabana Grande de Palenque, DR; **RESIDES:** Sabana Grande de Palenque, DR; **SIGNED BY:** Luis Scheker (Red Sox); **ACQUIRED:** Signed by the Red Sox as a minor league free agent, 2/13/2015.

2014: Combined with High-A Potomac and Double-A Harrisburg to hit .262 (108-for-413) with 63 R, 18 2B, 2 3B, 17 HR, and 69 RBI...Played primarily 3B (60 G) and served as the DH in 40 games, also seeing time at SS (6 G), 2B (1 G), 1B (2 G), and LF (3 G)...Named a Carolina League postseason All-Star...Ranked 5th among WSH minor leaguers in HR...Led Potomac in HR (16), RBI (65), and SLG (.460, min. 100 AB)...Hit .326 (28-for-86) vs. LHP with Potomac...Hit .311 (37-for-119) in 30 May contests...Homered in both games of a doubleheader at Myrtle Beach on 5/17, combining to go 5-for-8...Tabbed CL Player of the Week for the period 7/21-27 (.438, 14-for-32, 6 R, 4 2B, 2 HR, 7 RBI)...Recorded 3 2B on 7/21 at Salem...Hit 2 HR on 7/27 vs. Carolina, including a walk-off solo shot in the bottom of the 11th inning of Potomac's 6-5 victory...Transferred to Harrisburg the next day and played his final 18 games of the season there...Hit safely in his final 6 contests (.333, 7-for-21, 4 R, 3B, HR, 2 RBI)...Following the season, made 12 appearances for Cibao of the Dominican Winter League...**2013:** Combined with Double-A Altoona (29 G) and Triple-A Indianapolis (21 G) to hit .198 (26-for-131) in his 1st season in PIT's organization...Played 2B (10 G), 3B (9 G), SS (4 G), 1B (2 G), and LF (6 G)...Placed on the DL from 8/16-30...Following the season, played in 28 games for Cibao of the Dominican Winter League...Signed by WSH as a minor league free agent on 11/29...**2012:** Spent entire season at the Double-A level, combining with Portland (BOS) and Altoona (PIT) to bat .253 (101-for-400) in 105 games...Hit .300 (30-for-100, 9 2B, 6 HR) with a .570 SLG vs. LHP...Made 1st professional appearances in the OF (77 G in LF; 2 G in CF), also seeing time at 2B (5 G) and SS (3 G)...Played his first 51 games with the Sea Dogs...Placed on the DL from 5/16-6/2...Claimed off waivers by PIT from BOS on 6/27...Homered in 1st game with the Curve on 6/29 at Harrisburg (1-for-2, 3 BB)...Following the season, played in 10 games with Cibao of the Dominican Winter League...**2011:** Spent entire season at Portland, serving as the Sea Dogs' primary 2B in his 1st career Double-A action...Ranked 2nd on the club in games (123), hits (114) and steals (13)...Hit safely in 14 consecutive games at Hadlock Field from 4/9-5/23, tied for the 2nd-longest home hitting streak in the league...Recorded 5 consecutive multi-hit games from 7/2-5 (.526, 10-for-19)...Also appeared in 4 games for Cibao in the Dominican Winter League...Following the season, ranked by *Baseball America* as the Sox' 24th-best prospect...**2010:** Named a Carolina League mid- and post-season All-Star with High-A Salem...Led Sox farmhands with 156 hits, was 2nd with a .307 AVG, and ranked 3rd with 231 total bases...Led the circuit with 10 sacrifice flies and ranked among CL leaders in hits (2nd) and AVG (4th)...Led Salem in AVG, hits, SLG (.455), multi-hit games (44), runs (76), XBH (48), and total bases...Played a league-high 119 games at 2B, his 1st professional action at the position...Earned CL Player of the Week honors for 4/19-25, hitting a league-best .440 (11-for-25) and tying for the league lead with 3 HR...Named Red Sox Minor League Offensive Player of the Month for June (.372 AVG)...Went 1-for-4 with a HR in CL All-Star Game against the California League on 6/22 in Myrtle Beach to earn MLB Advanced Media Top Star honors...Played in 8 games for Cibao of the Dominican Winter League...Following the season, ranked by *Baseball America* as the 8th-best prospect in the Carolina League...**2009:** Returned to Single-A Greenville and ranked among club leaders in RBI (3rd, 50), hits (5th, 95), and runs (T-5th, 50)...Hit .167 (3-for-18) in 6 postseason games...**2008:** Played for Single-A Greenville in his 1st full season at 18 years old...Appeared in a team-high 76 games at SS and 17 at 3B...Following the season, ranked by *Baseball America* as the Sox' 12th-best prospect...**2007:** Combined with the GCL Red Sox and Short-A Lowell to hit .296 (79-for-267) with 1 HR and 33 RBI in his pro debut...Began the season in the GCL and hit .295 (51-for-173) before a promotion to Lowell on 8/17...Made Spinners debut that day, tying as the youngest player

Minor League Players, Continued

in club history at 17 years, 7 months and 22 days old...Following the season, ranked by *Baseball America* as the Sox' 9th-best prospect and rated as having the system's best infield arm...**PERSONAL:** Originally signed by the Red Sox as an international free agent on 7/2/2006...As part of the Red Sox Rookie Program in January 2010, visited with young patients at the Jimmy Fund and Children's Hospital Boston...The group also joined the Red Sox Foundation and YouthBuild Boston for a day of service at the Early Care and Education Center at Children's Services of Roxbury.

YEAR	CLUB	AVG	G	AB	R	H	2B	3B	HR	RBI	SH	SF	HP	BB	SO	SB	CS	E
2007	GCL Red Sox	.295	45	173	23	51	13	1	1	21	1	4	0	15	27	6	2	16
	Lowell	.298	22	94	14	28	5	2	0	12	0	0	1	6	26	4	1	6
2008	Greenville	.261	97	372	44	97	18	1	4	38	0	2	2	20	76	11	5	25
	Portland	.257	99	370	50	95	13	3	3	50	0	9	3	30	89	3	5	24
2010	Salem	.307	126	508	76	156	32	5	11	69	0	10	2	32	96	17	7	24
2011	Portland	.249	123	457	50	114	24	1	5	41	0	3	3	29	101	13	4	24
2012	Portland	.262	51	202	18	53	12	0	5	31	0	2	1	9	41	2	1	1
	Altoona	.242	54	198	23	48	13	1	3	28	2	5	1	15	42	3	0	3
2013	Indianapolis	.085	21	47	3	4	3	0	0	3	0	0	0	7	14	2	0	0
	Altoona	.262	29	84	10	22	2	0	2	12	2	0	0	5	18	0	0	5
2014	Potomac	.270	94	359	57	97	18	1	16	65	0	4	0	27	74	9	1	12
	Harrisburg	.204	18	54	6	11	0	1	1	4	0	1	1	1	13	0	1	2
Minor League Totals		.266	779	2918	374	776	153	16	51	374	5	40	14	196	617	70	27	142

TEKOTTE, Blake Aaron

OF

HT: 5-11; **WT:** 180; **BATS:** Left; **THROWS:** Right; **BORN:** 5/24/1987 in Columbia, MO; **RESIDES:** Columbia, MO; **SIGNED BY:** Rob Sidwell (Padres); **ACQUIRED:** Signed by the Red Sox as a minor league free agent, 1/5/2015.

2014: Combined with Triple-A Charlotte (CWS) and Triple-A Reno (ARI) to hit .249 (75-for-301) in 88 games...Hit safely in 19 of 22 games for the Knights from 6/15-7/26 (.308 AVG, 24-for-78, 4 2B, 3B, 4 HR, 14 RBI)...Traded to the Diamondbacks for cash considerations on 8/2...Played in 7 games for the Aces before being released on 8/16...**2013:** Played in 18 games (10 starts) over 3 stints with the White Sox...Hit 1st major league HR on 8/9 vs. MIN (Game 2, off Liam Hendriks)...Spent majority of season with Triple-A Charlotte...Began season on the DL from 4/4-18...Hit safely in 15 of 17 games with the Knights from 5/18-6/6 (.311 AVG, 23-for-74, 11 2B, 2 HR)...**2012:** Appeared in 11 games (2 starts) over 2 stints with the Padres in April and May, but spent most of the season with Triple-A Tucson...Hit .333 (19-for-57) during a 14-game hitting streak from 4/7-20...Placed on the DL from 6/30-7/23...Traded to the Chicago White Sox in exchange for RHP Brandon Kloess on 11/7...Following the season, ranked by *Baseball America* as the White Sox' 15th-best prospect...**2011:** Made his major league debut, playing in 19 games (7 starts) over 4 stints for the Padres...Began season with Double-A San Antonio and hit 6 HR in a 13-game span from 4/15-28...Selected to ML roster on 5/23 and made ML debut on 5/25 vs. STL...Made 1st ML start and recorded 1st hit and RBI on 5/28 at WSH (2-for-3, R, 2B, 3B, RBI, BB), a 2-1 Padres win...Hit 2 HR for the Missions on 7/5 at Tulsa (4-for-5, 3 R, 3 RBI)...Named TL Player of the Week on 7/11 after homering 5 times in a 6-game span from 7/4-10 (.462 AVG, 12-for-26, 8 R, 3 2B, 5 HR, 8 RBI)...Following the season, ranked by *Baseball America* as the Padres' 15th-best prospect...**2010:** Combined with High-A Lake Elsinore and Double-A San Antonio to hit .276 (130-for-471) with a .367 OBP and .478 SLG...Named a California League mid-season All-Star...His 18 HR were tied for 3rd-most in the Padres' farm system...Placed on the DL from 4/25-5/3...Had 9 RBI in a 2-game span on 7/16-17 at Midland (6-for-9, 6 R, 2 3B, 1 HR)...Hit 2 HR on 8/28 vs. Corpus Christi...Following the season, ranked by *Baseball America* as the Padres' 14th-best prospect...**2009:** Led Single-A Fort Wayne in games (134), hits (137), runs (83), 3B (tied, 5), steals (30), and total bases (210)...Also ranked 2nd in 2B (24) and HR (13)...Named Midwest League Player of the Week on 6/29 (4 G, 7-for-13, 6 R, 2 2B, 2 HR, 8 RBI)...Hit .452 (33-for-73) and slugged .822 during an 18-game hitting streak from 6/16-7/8 (18 R, 6 2B, 3 3B, 5 HR, 23 RBI, 7 SB)...Following the season, ranked by *Baseball America* as the Padres' 17th-best prospect...**2008:** Signed by the Padres in the 3rd round of the 2008 June Draft...Made pro debut with Short-A Eugene...Despite not making his debut until 7/13, ranked among team leaders in runs (2nd, 43), hits (3rd, 55), 2B (2nd, 15), and HR (3rd, 6)...Following the season, ranked by *Baseball America* as the Padres' 19th-best prospect and as the 11th-best prospect in the Northwest League...**PERSONAL:** Last name is pronounced teh-CODY...Played baseball at the University of Miami, where he was a 3-year starter in CF...Graduated from Hickman (MO) High School, where he was an option quarterback...Received scholarship offers as a punter.

YEAR	CLUB	AVG	G	AB	R	H	2B	3B	HR	RBI	SH	SF	HP	BB	SO	SB	CS	E
2008	Eugene	.285	47	193	43	55	15	0	6	29	1	3	4	27	45	7	4	3
2009	Fort Wayne	.258	134	530	83	137	24	5	13	56	4	4	4	68	97	30	12	6
2010	Lake Elsinore	.310	59	203	41	63	17	1	8	27	0	0	2	36	46	22	8	1
	San Antonio	.250	67	268	44	67	8	7	10	37	2	1	4	26	63	6	9	2
2011	San Antonio	.285	106	414	77	118	27	2	19	67	7	2	8	67	108	36	12	5
	SAN DIEGO	.176	19	34	1	6	1	1	0	1	2	0	0	4	21	2	1	0
2012	Tucson	.243	89	321	38	78	20	2	9	26	6	1	1	18	92	9	8	2
	SAN DIEGO	.133	11	15	0	2	0	0	0	0	0	0	0	0	4	1	0	0
2013	Charlotte	.236	76	296	32	70	27	3	4	33	3	2	6	31	74	12	5	0
	CHICAGO-AL	.226	20	31	4	7	1	0	1	2	0	1	1	3	9	1	3	0
2014	Charlotte	.251	81	283	37	71	18	1	11	35	3	1	3	28	81	1	4	8
	Reno	.222	7	18	2	4	2	1	0	6	0	2	1	1	8	0	0	2
Minor League Totals		.262	666	2526	397	663	158	22	80	316	26	16	33	302	614	123	62	29
Major League Totals		.188	50	80	5	15	2	1	1	3	2	1	1	7	34	4	4	0

Player Development

Minor League Players, Continued

TELLEZ, Francisco Thomas (Cisco)

1B

HT: 5-11; **WT:** 255; **BATS:** Left; **THROWS:** Left; **BORN:** 6/5/1992 in San Diego, CA; **RESIDES:** La Mesa, CA; **SIGNED BY:** Jim Woodward; **ACQUIRED:** Red Sox 25th pick (24th round, 734th overall) in the 2014 June Draft.

2014: Made pro debut with Short-A Lowell...Played 22 games at 1B and 15 at DH...**PERSONAL:** Played baseball at the University of California, Riverside (2013-14), hitting .319 (99-for-310) with a .408 OBP and .484 SLG in 97 career games... Graduated in 2011 from Valhalla (CA) High School.

YEAR	CLUB	AVG	G	AB	R	H	2B	3B	HR	RBI	SH	SF	HP	BB	SO	SB	CS	E
2014	Lowell	.250	37	120	13	30	4	0	0	11	2	2	1	13	27	0	1	2

TODD, Jesse Ray (Jess)

RHP

HT: 5-11; **WT:** 210; **BATS:** Right; **THROWS:** Right; **BORN:** 4/20/1986 in Longview, TX; **RESIDES:** Kilgore, TX; **SIGNED BY:** Mike Roberts (Cardinals); **ACQUIRED:** Signed by the Red Sox as a minor league free agent, 2/11/2015.

2014: Spent entire season with Triple-A Reno (ARI), ranking among club leaders in wins (T-2nd, 8), appearances (3rd, 53), saves (3rd, 5), holds (4th, 7), and games finished (5th, 15)...Allowed 6 ER in 0.2 IP on 5/1 at Las Vegas, but produced a 2.89 ERA (23 ER/71.2 IP) in his other 52 outings...Held opponents to a .253 AVG (68-for-269)...Recorded a 2.04 ERA (4 ER/17.2 IP) in July (9 G)...Went 4-0 with a 2.49 ERA (7 ER/25.1 IP) after the All-Star break...**2013:** Spent entire season with Triple-A Toledo (DET)... Ranked among International League leaders in opponent AVG (5th, .175) and fewest base runners per 9.0 IP (5th, 9.62)...Also ranked among club leaders in appearances (3rd, 39), SO (T-4th, 65), and games finished (2nd, 17)...Recorded a .175 opponent AVG (40-for-228), including a .091 mark vs. lefties (8-for-88)...Allowed 0 ER in 29 of his 39 outings and only 1 ER in 7 others... Placed on the DL from 7/25-31...Made 1 appearance on 8/2, but returned to the DL from 8/3-29...Reinstated on 8/30 and made 2 more appearances...Did not allow a run in his final 11 games (3-0, 18.1 IP, 7 H)...Following the season, made 11 relief appearances for Caracas of the Venezuelan Winter League...Signed by ARI as a minor league free agent on 11/22...**2012:** Spent entire season with Triple-A Memphis (STL)...Ranked 3rd among PCL relievers with 9.90 SO/9.0 IP...Produced a 3.20 ERA (9 ER/25.1 IP) in 18 games after the All-Star break...Signed by DET as a minor league free agent on 11/20...**2011:** Combined to go 2-5 with a 6.09 ERA (37 ER/54.2 IP) in 51 Triple-A games with Columbus (CLE), Scranton/Wilkes-Barre (NYY), and Memphis (STL)...Pitched in 8 games for Columbus before being claimed off waivers by NYY on 5/6...Appeared in 2 games with the RailRiders before being claimed off waivers by STL on 5/16...Made his final 41 appearances with Memphis...**2010:** Made 5 relief appearances with CLE, but spent majority of season with Triple-A Columbus...Led the Clippers in appearances (44) and ranked 3rd in games finished (18)...Produced a 2.82 ERA (12 ER/38.1 IP) in 33 games before the All-Star break...Recalled by the Indians on 7/19 and appeared in 5 ML games from 7/19-29...Recalled again on 8/11 but did not appear in a game before returning to Columbus on 8/13...Placed on the DL from 8/17-27...**2009:** Made his ML debut, appearing in 19 games with CLE and 1 game with STL...Allowed 0 ER in 38 of his 44 minor league appearances...Spent majority of season with Triple-A Memphis (STL), earning PCL mid-season All-Star honors...Produced an ERA below 1.50 with the Redbirds in April (1.46), June (1.42), and July (1.38)...Selected to the STL roster on 6/4 and made his ML debut the following day vs. COL (1.2 IP, 3 H, 2 ER, HR, 2 BB, 2 SO)... Returned to Memphis on 6/6...Traded from STL to CLE on 7/26, completing the 6/27 deal that sent RHP Chris Perez to CLE in exchange for INF Mark DeRosa...Made 3 appearances for Triple-A Columbus before being recalled by CLE on 8/5 for the remainder of the season...Made 10 scoreless appearances for the Indians, allowing no runs and only 4 hits in his final 6 outings (7.0 IP, BB, 4 SO, .167 AVG)...Following the season, rated by *Baseball America* as the best reliever in the PCL...**2008:** Named the Cardinals' Minor League Pitcher of the Year after combining with High-A Palm Beach, Double-A Springfield, and Triple-A Memphis to go 8-6 with a 2.88 ERA (49 ER/153.0 IP) in 28 appearances (24 starts)...Tabbed a Texas League mid- and post-season All-Star...Selected to participate for Team USA in the MLB All-Star Futures Game at Yankee Stadium (1.0 IP, 0 ER)...Began the season with Springfield and was named STL's Minor League Pitcher of the Month for April (6 G/3 GS, 3-0, 1 SV, 1.48 ERA, 4 ER/24.1 IP, 5 BB, 31 SO)... Transferred to Springfield on 5/4 and produced a 0.83 ERA (4 ER/43.1 IP) in his first 7 Double-A starts...Earned TL Pitcher of the Week honors for the periods 5/26-6/1 (1 GS, 7.0 IP, H, 3 HBP, BB, 2 SO) and 6/23-29 (1 GS, 8.0 IP, 2 H, HBP, BB, 10 SO)...Transferred to Memphis on 8/12 and recorded at least 6.0 IP while allowing 2 ER or fewer in each of his first 3 Triple-A outings...Following the season, ranked by *Baseball America* as the Cardinals' 4th-best prospect and the Texas League's 7th-best...**2007:** Selected by the Cardinals in the 2nd round of the 2007 June Draft...Named a NYPL mid-season All-Star in his pro debut with Short-A Batavia... Produced a 0.94 ERA (3 ER/28.2 IP) in July (7 G/4 GS)...Named NYPL Pitcher of the Week for the period 7/23-29 (2 G/1 GS, 2-0, 8.0 IP, 6 H, ER, 2 BB, 15 SO)...Following the season, ranked by *Baseball America* as the Cardinals' 12th-best prospect...**PERSONAL:** Married to Erica...Played baseball at Navarro (TX) Junior College (2005-06) before transferring to the University of Arkansas for the 2007 season...Set an SEC Tournament record and an Arkansas school record when he struck out 17 batters, including the first 9 he faced, on 5/24/2007 vs. South Carolina...Graduated in 2004 from Kilgore (TX) High School.

YEAR	CLUB	W-L	ERA	G	GS	CG	SHO	SV	IP	H	R	ER	HR	HB	BB	SO	WP	BK	
2007	Batavia	4-1	2.78	16	7	0	0	0	58.1	48	23	18	2	1	14	69	2	0	
2008	Palm Beach	3-0	1.65	7	4	0	0	1	27.1	18	7	5	0	1	7	35	0	0	
	Springfield	4-5	2.97	17	16	0	0	0	103.0	79	37	34	12	13	24	81	1	0	
	Memphis	1-1	3.97	4	4	0	0	0	22.2	19	10	10	4	1	11	20	2	0	
2009	Memphis	4-2	2.20	41	0	0	0	24	49.0	39	13	12	3	0	13	59	7	0	
	ST. LOUIS	0-0	10.80	1	0	0	0	0	1.2	3	2	2	1	0	2	2	0	0	
	Columbus	0-0	0.00	3	0	0	0	1	4.0	1	0	0	0	0	0	0	0	0	
	CLEVELAND	0-1	7.40	19	0	0	0	0	20.2	31	17	17	3	0	7	18	1	0	
2010	Columbus	4-2	3.31	44	0	0	0	4	49.0	46	20	18	6	3	18	53	1	0	
	CLEVELAND	0-0	7.50	5	0	0	0	0	6.0	9	5	5	0	0	3	9	1	0	
2011	Columbus	0-0	11.00	8	0	0	0	0	9.0	18	11	11	2	0	6	6	2	0	
	Scranton/Wilkes-Barre	0-1	10.80	2	0	0	0	0	1.2	1	2	2	0	0	2	1	0	0	
	Memphis	2-4	4.91	41	0	0	0	0	44.0	46	25	24	4	2	14	38	1	0	
2012	Memphis	2-2	4.34	47	0	0	0	2	66.1	80	35	32	6	0	21	73	2	0	
2013	Toledo	4-3	2.15	39	0	0	0	1	62.2	40	20	15	3	1	26	65	4	0	
2014	Reno	8-2	3.61	53	0	0	0	5	72.1	68	32	29	5	2	27	66	1	0	
	Major League Totals	0-1	7.62	25	0	0	0	0	28.1	43	24	24	4	0	12	29	2	0	
	Minor League Totals	36-23	3.32	322	31	0	0	0	38	569.1	503	235	210	47	24	183	573	23	1

Player Development

Minor League Players, Continued

TOVAR, Carlos Eduardo

INF

HT: 5-11; **WT:** 150; **BATS:** Right; **THROWS:** Right; **BORN:** 8/20/1995 in Maturin, VZ; **RESIDES:** Maturin, VZ; **SIGNED BY:** Ramon Mora; **ACQUIRED:** Signed by the Red Sox as an international free agent, 7/20/2013.

2014: Made pro debut with the DSL Red Sox, leading the club in games (tied, 65), runs (46), and BB (36)...Made 60 starts at SS, 4 at 2B, and 1 at 3B...Scored 4 R in his 1st game...Hit .400 (14-for-35) during a 10-game hitting streak from 6/10-20...Went 1-for-1 with 4 BB on 6/10 vs. the DSL Rojas...Hit .327 (16-for-49) in his final 14 games.

YEAR	CLUB	AVG	G	AB	R	H	2B	3B	HR	RBI	SH	SF	HP	BB	SO	SB	CS	E
2014	DSL Red Sox	.241	65	245	46	59	10	3	2	22	6	2	7	36	44	11	4	14

TRADER, Kevin Gerrod (K.J.)

RHP

HT: 5-10; **WT:** 200; **BATS:** Right; **THROWS:** Right; **BORN:** 6/17/1994 in Seaford, DE; **RESIDES:** Delmar, MD; **SIGNED BY:** Chris Calcano; **ACQUIRED:** Red Sox 39th pick (39th round, 1,163rd overall) in the 2013 June Draft.

2014: Was 3-for-3 in save opportunities for the GCL Red Sox...7 of his first 8 appearances were scoreless...Produced a 1.64 ERA (2 ER/11.0 IP) and .121 opponent AVG (4-for-33) in June and July (9 G)...**2013:** Debuted as a pro with the GCL Red Sox...**PERSONAL:** Attended Delmar (DE) High School.

YEAR	CLUB	W-L	ERA	G	GS	CG	SHO	SV	IP	H	R	ER	HR	HB	BB	SO	WP	BK
2013	GCL Red Sox	0-2	10.57	9	1	0	0	0	7.2	9	9	9	1	0	15	4	1	0
2014	GCL Red Sox	0-3	5.65	12	0	0	0	3	14.1	13	9	9	1	1	15	10	6	0
Minor League Totals		0-5	7.36	21	1	0	0	3	22.0	22	18	18	2	1	30	14	7	0

TRAVIS, Samuel John (Sam)

1B

HT: 6-0; **WT:** 220; **BATS:** Right; **THROWS:** Right; **BORN:** 8/27/1993 in Chicago, IL; **RESIDES:** Clermont, FL; **SIGNED BY:** Blair Henry; **ACQUIRED:** Red Sox 3rd pick (2nd round, 67th overall) in the 2014 June Draft.

2014: Combined with Short-A Lowell and Single-A Greenville to hit .316 (86-for-272) with .351 OBP and .467 SLG in his pro debut...Hit .416 (32-for-77) against LHP, .393 (55-for-140) with runners on base, and .415 (34-for-82) with RISP...Began the season with Lowell, leading the Spinners in AVG (.333) and hitting .500 (26-for-52) with RISP...Went 5-for-30 (.167) in his first 8 games, but hit .370 (50-for-135) with a .504 SLG in his final 32 games with Lowell...Hit safely in 16 of his final 17 games with the Spinners, batting .370 (17-for-46) during a 10-game hitting streak from 7/14-7/24 and .667 (12-for-18) in his final 4 games with the club...Transferred to Greenville on 8/1 and hit .478 (11-for-23) in his first 6 games with the Drive...Overall between the 2 clubs, hit safely in 22 of 23 games from 7/14-8/7, leading all minor leaguers in hits (tied, 42) and ranking 6th in AVG (.433, 42-for-97) in that span...Reached base safely via hit, BB, or HBP in 30 consecutive games from 7/6-8/7, recording a .384 AVG, .425 OBP and .512 SLG in that time...Following the season, ranked by *Baseball America* as the 12th-best prospect in the Sox organization and the 15th-best prospect in the New York-Penn League...**PERSONAL:** Played baseball at Indiana University (2012-14), where he hit .327 with 31 HR in 184 career games...Left Indiana ranked in the top 10 in school history in 2B (6th, 55), hits (9th, 236), and RBI (10th, 165)...Named 2012 Big Ten Freshman of the Year and 2014 Big Ten Player of the Year...Graduated in 2011 from Providence (IL) High School...Named Illinois Player of the Year by the *Chicago Tribune* after hitting .504 with a 1.023 SLG in 41 games as a senior...Selected by the Cincinnati Reds in the 40th round of the 2011 June Draft, but did not sign.

YEAR	CLUB	AVG	G	AB	R	H	2B	3B	HR	RBI	SH	SF	HP	BB	SO	SB	CS	E
2014	Lowell	.333	40	165	28	55	5	1	4	30	1	0	4	4	18	5	1	6
	Greenville	.290	27	107	12	31	11	1	3	14	0	0	0	7	14	0	1	2
Minor League Totals		.316	67	272	40	86	16	2	7	44	1	1	4	11	32	5	2	8

VINICIO, Jose Gregorio

SS

HT: 5-11; **WT:** 145; **BATS:** Switch; **THROWS:** Right; **BORN:** 7/10/1993 in Santo Domingo, DR; **RESIDES:** Santo Domingo, DR; **SIGNED BY:** Manny Nanita; **ACQUIRED:** Signed by the Red Sox as an international free agent, 7/13/2009.

2014: Played in only 2 games with High-A Salem before going on the disabled list on 4/6...Played in 5 rehab games with the GCL Sox and hit .429 (6-for-14) before being reinstated on 6/26...Went back on the DL from 7/15-8/1...Hit .411 (23-for-56) in his final 15 games, recording multiple hits in 9 of those...Following the season, played in 7 games with Escogido of the Dominican Winter League...**2013:** Finished among Single-A Greenville leaders in games (2nd, 107), runs (3rd, 44), 3B (3rd, 4), and SB (2nd, 21)...**2012:** Ranked 3rd on Greenville with 24 SB in 70 games despite spending 2 nearly month-long stints on the DL...Was the youngest player on the Drive the entire season...Led Greenville with a .370 AVG (30-for-81) over 21 games from 5/11-6/9...Played in 2 rehab games with Short-A Lowell while on the DL from 6/22-7/11...Returned to the DL on 8/11 and missed the remainder of the season...**2011:** Led the GCL Red Sox in games (50), hits (52), and SB (19)...Ranked among GCL leaders in runs (3rd, 22), 3B (T-4th) and RBI (3rd, 18), and was 6th in the Red Sox organization among qualifiers in batting (.291)...Played all 50 games at SS to lead the GCL in games, chances (297), putouts (107), assists (161), and double plays (25) at the position...Named Red Sox Minor League Base Runner of the Month for July...Following the season, selected as the No. 7 prospect in the GCL by *Baseball America*...**2010:** Was the GCL's youngest position player and 2nd-youngest player overall in his pro debut, turning 17 on 7/10...His 6 3B ranked 2nd in the league and on the club, while also ranking 2nd on the GCL Red Sox with 13 SB...Paced the club with 43 games at SS.

YEAR	CLUB	AVG	G	AB	R	H	2B	3B	HR	RBI	SH	SF	HP	BB	SO	SB	CS	E
2010	GCL Red Sox	.253	43	158	23	40	4	6	1	22	1	2	2	7	26	13	1	23
2011	GCL Red Sox	.291	50	179	22	52	7	5	2	18	1	1	6	7	33	19	10	29
	Lowell	.000	2	8	0	0	0	0	0	0	0	0	0	0	2	0	0	0
	Greenville	.277	70	256	37	71	9	3	3	32	3	2	4	13	56	24	11	25
2012	Greenville	.192	107	391	44	75	14	4	1	26	9	1	5	12	108	21	9	31
2014	Salem	.264	39	129	16	34	5	1	0	10	1	2	2	4	29	0	6	8
	GCL Red Sox	.429	5	14	3	6	1	1	0	2	1	1	0	7	2	4	3	0
Minor League Totals		.245	316	1135	145	278	40	20	7	110	6	9	19	50	256	81	40	116

Player Development

Minor League Players, Continued

WATKINS, James Terrell (J.T.)

C

HT: 6-0; **WT:** 195; **BATS:** Right; **THROWS:** Right; **BORN:** 8/30/1989 in Wichita Falls, TX; **RESIDES:** Daphne, AL; **SIGNED BY:** Ray Fagnant; **ACQUIRED:** Red Sox 12th pick (10th round, 331st overall) in the 2012 June Draft.

2013-14: Did not play due to service in the United States Army...**2012:** Made pro debut with Short-A Lowell, throwing out 7 of 17 (41.2%) attempted base stealers...Hit 1st career HR on 7/6 at Auburn, a 3-run shot that gave the Spinners a 6-4 lead in the 8th inning...**PERSONAL:** Was a 4-year starting catcher and 2-time All-Patriot League selection for Army...Holds the Academy's single-season and career records for percentage of base runners thrown out...Graduated in 2008 from Hillcrest (AL) High School, where he established a single-season school record with 14 HR as a junior...His father, Danny, is currently a scout in the Red Sox organization.

YEAR	CLUB	AVG	G	AB	R	H	2B	3B	HR	RBI	SH	SF	HP	BB	SO	SB	CS	E
2012	Lowell	.200	17	45	4	9	1	0	1	4	0	0	3	3	13	0	1	1

WEEKS, Jemile Nykiwa - See Page 287

INF/OF

WEEMS, Jordan Blake

C

HT: 6-3; **WT:** 200; **BATS:** Left; **THROWS:** Right; **BORN:** 11/7/1992 in Columbus, GA; **RESIDES:** Columbus, GA; **SIGNED BY:** Tim Hyers; **ACQUIRED:** Red Sox 6th pick (3rd round, 111th overall) in the 2011 June Draft.

2014: Combined with Single-A Greenville and High-A Salem to hit .220 (54-for-245) in 74 games...Played his first 50 games with the Drive before being transferred to Salem on 6/19...Hit .415 (22-for-53) from 7/8-8/5 (15 G)...Placed on the disabled list on 8/6 and missed the rest of the season...**2013:** Returned to Single-A Greenville, appearing in 61 games at catcher...Placed on the DL 7/26 for the remainder of the season...**2012:** Made full-season debut with Greenville...Caught 26 of 119 (21.8%) attempted base stealers in 68 games behind the plate...**2011:** Reported to the GCL Red Sox on 8/3 and made pro debut in 14 games...Caught 10 of 24 (41.7%) attempted base stealers...**PERSONAL:** Batted .443 with 6 HR and 26 RBI in 39 games for Columbus (GA) High School in 2011...Led team to 2nd consecutive Georgia High School Association Class AAA State Championship in 2011...His father, Rick, was a minor league catcher in the St. Louis organization from 1980-82.

YEAR	CLUB	AVG	G	AB	R	H	2B	3B	HR	RBI	SH	SF	HP	BB	SO	SB	CS	E
2011	GCL Red Sox	.182	14	44	4	8	2	0	0	8	0	0	1	7	16	0	0	4
2012	Greenville	.201	86	298	33	60	11	0	0	29	1	0	2	44	87	4	1	4
2013	Greenville	.204	61	201	15	41	8	0	0	13	0	0	3	25	60	2	1	3
2014	Greenville	.166	50	163	16	27	4	2	0	9	2	1	2	25	68	6	0	5
	Salem	.329	24	82	13	27	4	0	1	6	1	0	2	9	24	2	0	3
Minor League Totals		.207	235	788	81	163	29	2	1	65	4	1	10	110	255	14	2	19

WHITSON, Karsten E.

RHP

HT: 6-3; **WT:** 220; **BATS:** Right; **THROWS:** Right; **BORN:** 8/25/1991 in Bartow, FL; **RESIDES:** ChIPLEY, FL; **SIGNED BY:** Tom Kotchman; **ACQUIRED:** Red Sox 12th pick (11th round, 344th overall) in the 2014 June Draft.

2014: Appeared in 4 games (2 starts) for Short-A Lowell in his pro debut...**PERSONAL:** Played baseball at the University of Florida (2011-12, '14), combining to go 13-2 with a 2.95 ERA in 47 appearances (38 starts)...Named National Freshman Pitcher of the Year by Perfect Game in 2011...Was a medical redshirt in 2013...As a senior at ChIPLEY (FL) High School, went 7-3 with a 0.62 ERA and school-record 123 SO in only 55.0 IP...Selected by the San Diego Padres in the 1st round (9th overall) of the 2010 June Draft, and by the Washington Nationals in the 37th round of the 2013 June Draft, but did not sign either time.

YEAR	CLUB	W-L	ERA	G	GS	CG	SHO	SV	IP	H	R	ER	HR	HB	BB	SO	WP	BK
2014	Lowell	0-1	7.71	4	2	0	0	0	7.0	8	6	6	1	0	5	5	3	0

WILKERSON, Aaron Daniel

RHP

HT: 6-3; **WT:** 200; **BATS:** Right; **THROWS:** Right; **BORN:** 5/24/1989 in Fort Worth, TX; **RESIDES:** Hewitt, TX; **ACQUIRED:** Signed by the Red Sox as a non-drafted free agent, 7/18/2014.

2014: Purchased from Grand Prairie of the independent American Association on 7/18 after going 3-1 with a 3.35 ERA in 13 starts for the AirHogs...Made minor league debut with Short-A Lowell on 7/20 and went on to lead the Spinners in wins (tied, 5), ERA (1.62), SO (54), and WHIP (0.86)...Held opponents to a .183 AVG (32-for-175)...Allowed 5 ER in 4.0 IP on 8/6 vs. State College, but surrendered 1 ER or fewer in each of his other 7 starts (0.78 ERA, 4 ER/46.0 IP)...Went 3-0 with a 0.32 ERA (1 ER/28.0 IP) in his final 4 starts, lasting at least 6.0 innings in each of them and allowing 0 R in 3 of them...Allowed only 1 hit and 1 BB in 7.0 shutout innings (9 SO) in his final start on 8/29 vs. Aberdeen, leading to an NYPL Pitcher of the Week honor on 9/2...**2013:** Made 19 independent league starts, combining with Fort Worth (United League Baseball), Florence (Frontier League), and Grand Prairie (American Association) to go 10-2 with a 2.96 ERA (34 ER/103.1 IP)...Averaged 10.1 SO/9.0 IP...**PERSONAL:** Played 2 seasons (2010-11) at Cumberland University, where he won his final 26 decisions and was a 2-time NAIA All-American...Set NAIA records for consecutive scoreless innings pitched in a season (54.0) and consecutive victories in a career (26)...Went 12-0 with a 1.49 ERA as a senior and 14-1 with a 2.13 ERA as a junior...Was the winning pitcher in the Bulldogs' 2010 Avista-NAIA World Series title game (8.0 IP, 4 H, 0 R), his 2nd victory of the series...Also played for 2 seasons (2008-09) at Panola College...Graduated in 2007 from Midway (TX) High School, where he played baseball and football.

YEAR	CLUB	W-L	ERA	G	GS	CG	SHO	SV	IP	H	R	ER	HR	HB	BB	SO	WP	BK
2013	Fort Worth	9-1	2.74	13	13	1	0	0	75.2	58	23	23	4	3	37	97	4	0
	Florence	0-0	5.74	3	3	0	0	0	13.0	8	8	8	3	0	7	11	1	0
	Grand Prairie	1-1	1.84	3	3	0	0	0	14.2	6	3	3	0	0	5	8	0	0
2014	Grand Prairie	3-1	3.35	13	13	0	0	0	80.2	74	36	30	5	5	33	84	6	0
	Lowell	5-1	1.62	8	8	0	0	0	50.0	32	11	9	3	2	11	54	2	0
Independent League Totals		13-3	3.13	32	32	1	0	0	184.0	146	70	64	12	8	82	200	11	0

Minor League Players, Continued

WILKERSON, William Shannon (Shannon)

OF

HT: 6-0; **WT:** 200; **BATS:** Right; **THROWS:** Right; **BORN:** 7/20/1988 in Lawrenceville, GA; **RESIDES:** Dacula, GA; **SIGNED BY:** Tim Hyers; **ACQUIRED:** Red Sox 7th pick (6th round, 172nd overall) in the 2008 June Draft.

2014: Combined with Double-A Portland and Triple-A Pawtucket to hit .260 (120-for-461) with a .997 fielding percentage (1 E/313 TC) in 130 games...Played 89 games in CF, 29 in RF, and 12 in LF...Led all Eastern League OF in fielding percentage (.996)...Tied for the Portland lead in games (105), 2B (23), and 3B (3) and ranked 2nd in hits (102)...Began the season with the Sea Dogs and reached base via hit or BB in 23 straight games from 4/4-5/3 (.329 AVG, 28-for-85, 9 BB)...Hit safely in 17 of 18 games from 4/4-2/7...Transferred to Pawtucket on 5/25 and hit .326 (14-for-43) in his first 12 games with the PawSox...Returned to Portland on 6/26 and spent the remainder of the season there...**2013:** Finished among Double-A Portland team leaders in games (3rd, 124), runs (1st, 76), hits (2nd, 110), doubles (4th, 23), triples (2nd, 6), and stolen bases (1st, 23)...Named the Red Sox Minor League Base Runner of the Month for April after scoring 13 runs and stealing 2 bases in 21 games...Hit .304 (31-for-102, 4 2B, 3B, 2 HR, 7 RBI, 16 BB) in the month of May...Reached base in 27 straight contests from 8/1-30, hitting .308 (33-for-107) in that time...**2012:** Played in 124 games between High-A Salem and Portland, batting .268 (128-for-477) with 32 SB, the 3rd most steals among Red Sox minor leaguers...Spent the majority of the season with Salem, leading the club with 5 3B and placing 4th in the Carolina League with 29 steals...Led qualifying CL OF with a .996 fielding percentage (1 E/227 TC) over 55 games in RF and 47 in CF...Named the Red Sox Minor League Base Runner of the Month for both May and July...**2011:** Ranked 3rd on Salem with 102 games, 54 R, 10 HR, and 13 SB...Batted .312 (24-for-77) with RISP...Played 39 games in LF, 3B in CF, and 22 in RF...Notched 1st career multi-homer game with 2 on 4/27 at Kingston...Reached base in 18 straight contests from 6/30-7/21...Hit safely in 11 consecutive games at a .313 clip (15-for-48) from 7/4-1/8...Batted .348 (24-for-69) in 23 games in August...**2010:** Played for Single-A Greenville but missed time with a pair of DL stints...Led the Drive with a .389 AVG (7-for-18) in the playoffs...**2009:** Split his 1st pro season between Short-A Lowell and Greenville, appearing at all 3 OF positions...Led the Spinners with 5 3B, tops in the New York-Penn League at the time of his 7/31 promotion to Greenville...Hit .250 (4-for-16) in 5 playoff games for the Drive...**PERSONAL:** Named 2009 Division II Player of the Year after leading the Peach Belt Conference in batting (.441), SLG (.891), runs (82), hits (101), homers (24), and triples (7) as a junior for Augusta State (GA) University...Set school records in batting, RBI (82), hits, runs, and total bases (204).

YEAR	CLUB	AVG	G	AB	R	H	2B	3B	HR	RBI	SH	SF	HP	BB	SO	SB	CS	E
2009	Lowell	.264	31	125	15	33	10	5	0	11	1	0	3	5	22	5	1	1
	Greenville	.241	29	112	18	27	7	2	2	12	0	1	0	7	17	2	0	3
2010	Greenville	.245	73	269	26	66	13	4	0	36	2	5	5	17	57	11	6	2
2011	Salem	.251	102	342	54	86	18	2	10	39	2	5	4	34	70	13	3	3
2012	Salem	.269	100	386	50	104	19	5	4	42	7	6	1	20	72	29	7	1
	Portland	.264	24	91	8	24	5	0	0	6	0	0	1	5	16	3	0	1
2013	Portland	.237	124	465	76	110	23	6	4	37	9	6	5	53	101	23	13	3
2014	Portland	.266	105	384	51	102	23	3	2	43	8	4	1	30	69	11	4	1
	Pawtucket	.234	25	77	8	18	2	1	0	6	3	0	0	3	21	1	0	0
Minor League Totals		.253	613	2251	306	570	120	28	22	232	32	27	20	174	445	98	34	15

WILLIAMS, Jalen Andre

RHP

HT: 6-4; **WT:** 220; **BATS:** Right; **THROWS:** Right; **BORN:** 4/21/1995 in Ft. Polk, LA; **RESIDES:** Opelousas, LA; **SIGNED BY:** Jon Adkins; **ACQUIRED:** Red Sox 16th pick (16th round, 473rd overall) in the 2013 June Draft.

2014: Made 10 relief appearances for the GCL Red Sox...Allowed 0 ER in each of his first 5 outings (7.2 IP)...**2013:** Made his pro debut with the GCL Red Sox, starting 3 games...**PERSONAL:** Attended Westminster Christian (LA) Academy...Originally committed to play football at Nichols State (LA) University.

YEAR	CLUB	W-L	ERA	G	GS	CG	SHO	SV	IP	H	R	ER	HR	HB	SO	WP	BK
2013	GCL Red Sox	0-0	1.80	3	3	0	0	0	5.0	4	1	1	0	0	4	0	0
2014	GCL Red Sox	1-1	4.35	10	0	0	0	1	20.2	23	13	10	0	3	6	12	3
Minor League Totals		1-1	3.86	13	3	0	0	1	25.2	27	14	11	0	3	6	16	3

WINTERBURN, Joseph

C

HT: 6-1; **WT:** 205; **BATS:** Right; **THROWS:** Right; **BORN:** 3/28/1992 in Pasadena, CA; **RESIDES:** Glendora, CA; **SIGNED BY:** Jim Woodward; **ACQUIRED:** Red Sox 41st pick (40th round, 1,214th overall) in the 2014 June Draft.

2014: Missed entire season on the disabled list...**PERSONAL:** Played 3 seasons at the University of California, Santa Barbara (2011-13) before transferring to the University of La Verne, where he hit .350 and earned ABCA/Rawlings Division 3 Second Team All-America honors as a senior in 2014...Graduated in 2010 from Glendora (CA) High School, where as a senior he hit .415 and served as the team's closer (0.00 ERA)...Also played football.

WITTE, Jantzen Connery

1B/3B

HT: 6-2; **WT:** 195; **BATS:** Right; **THROWS:** Right; **BORN:** 1/4/1990 in Arlington, TX; **RESIDES:** Ft. Worth, TX; **SIGNED BY:** Gregg Miller; **ACQUIRED:** Red Sox 24th pick (24th round, 713th overall) in the 2013 June Draft.

2014: Combined with Single-A Greenville and High-A Salem to hit .312 (153-for-490) with a .379 OBP and .500 SLG...Named a South Atlantic League mid-season All-Star...Led all minor leaguers in sacrifice flies (13) and ranked 4th in 2B (44)...Ranked 4th among minor league first basemen in AVG...Led all Red Sox minor leaguers in hits and 2B...Produced a .995 fielding percentage (4 E/856 TC) in 99 games at 1B...Also saw time at 3B (26 G) and 2B (1 G)...Hit .373 (47-for-126) vs. LHP and .291 (106-for-364) vs. RHP...Played his first 65 games with the Drive and led the club in AVG (.330)...Hit .388 (66-for-170) during a 47-game stretch from 4/11-6/2, leading all minor leaguers in doubles (23) and XBH (31) and ranking 2nd in AVG and RBI (tied, 45) in that span...Hit 2 HR on 4/25 vs. Lexington, his 1st career homers...Went 3-for-4 with 4 R, 4 RBI, and 3 BB on 4/27 vs. Lexington...Went 3-for-4 with 4 R, 3 2B, and 3 RBI on 5/5 at Augusta...Recorded 3 hits in 3

Player Development

Minor League Players, Continued

straight games from 5/4-7 (9-for-14, 7 R, 6 2B, 3B, HR, 8 RBI)...Hit .475 (19-for-40) during an 11-game hitting streak from 4/30-5/11...Named SAL Player of the Week on 5/12...At the time of his promotion to Salem on 6/19, ranked 2nd among Single-A players in RBI (tied, 54) and OPS (.972), 3rd in SLG (.554), 4th in AVG (.330), and 6th in runs (50)...Played his final 65 games with Salem, batting .296 (76-for-257) with a .340 OBP and .451 SLG...Hit safely in 15 of his final 17 games from 8/16-9/1, batting .406 (28-for-69) in that span...**2013:** Played in 13 games for the GCL Red Sox before a 7/10 promotion to Short-A Lowell (20 G) in his 1st pro season...Placed on the DL on 8/14 for the rest of the year...**PERSONAL:** Named Big 12 Co-Scholar Athlete of the Year, 2nd-Team All-Big 12, and 1st-Team Academic All-Big 12 as a senior for Texas Christian University in 2013...Started all 57 of the Horned Frogs' games, hitting .293 (61-for-208) with 15 2B, 2 3B, 3 HR, and 34 RBI.

YEAR	CLUB	AVG	G	AB	R	H	2B	3B	HR	RBI	SH	SF	HP	BB	SO	SB	CS	E
2013	GCL Red Sox	.244	13	41	2	10	2	1	0	7	0	0	0	6	9	1	0	0
	Lowell	.121	20	66	6	8	3	0	0	3	0	0	4	3	15	0	0	0
2014	Greenville	.330	65	233	50	77	24	2	8	54	0	8	5	36	56	4	3	4
	Salem	.296	65	257	21	76	20	4	4	39	0	5	2	18	41	2	1	4
Minor League Totals		.286	163	597	79	171	49	7	12	103	0	13	11	63	121	7	4	8

YOUNGINER, John Madison IV (Madison)

RHP

HT: 6-4; **WT:** 220; **BATS:** Right; **THROWS:** Right; **BORN:** 11/3/1990 in Augusta, GA; **RESIDES:** Tampa, FL; **SIGNED BY:** Quincy Boyd; **ACQUIRED:** Red Sox 7th pick (7th round, 228th overall) in the 2009 June Draft.

2014: Made 35 relief appearances for High-A Salem, leading the club's pitchers in games (tied) and holds (7)...Also finished 17 games...Did not allow a HR all season...Made 23 scoreless appearances and allowed 1 ER or fewer in 31 of them...Following the season, ranked by *Baseball America* as having the best breaking pitch in the Carolina League...Allowed 6 ER in 0.2 IP on 4/27 vs. Winston-Salem and 7 ER in 1.0 IP on 7/9 vs. Frederick, but produced a 2.10 ERA (13 ER/55.2 IP) and .240 opponent AVG (50-for-208) in his other 33 outings...Did not allow a run in his final 10.2 IP (6 G)...Following the season, made 7 relief appearances for Surprise in the Arizona Fall League...**2013:** Combined for a 4.37 ERA (22 ER/45.1 IP) between stops with the GCL Red Sox (2 G), Single-A Greenville (13 G), and High-A Salem (13 G)...Recorded 11.3 SO/9.0 IP on the season...Went on the DL from 6/4-7/22 with a rehab assignment in the GCL in that time...Recorded a save and did not allow a run in 4.1 innings during Salem's postseason run to the Mills Cup Championship...**2012:** Limited to 13 appearances (12 GS) in his full-season debut with Greenville...Missed time on the DL from 6/4-8/28, making 1 rehab start with the GCL Sox and 3 with Short-A Lowell in that time...**2011:** Tied for the Lowell lead with 14 starts, ranked 2nd with 61.1 IP and was 3rd with 48 SO...Fanned at least 1 batter in every game...**2010:** Finished among Lowell leaders in starts (T-1st, 14), wins (T-2nd, 3), and innings (3rd, 62.0) in pro debut...Held right-handers to a .208 AVG (26-for-125)...Won his pro debut, 6/19 at Vermont, allowing just 2 base runners over 5.0 shutout frames...Allowed 3 ER or fewer in each of his last 8 starts, posting a 3.05 ERA (13 ER/38.1 IP) from 7/20-8/31...Started the Spinners' rain-shortened "Futures at Fenway" loss, 7/10 vs. Jamestown...Named the No. 20 prospect in the New York-Penn League by *Baseball America*...**PERSONAL:** Named 2009 Gatorade South Carolina Baseball Player of the Year, going 4-0 with a 1.50 ERA and 33 strikeouts for Mauldin High School...Is the cousin of former Red Sox player Brandon Snyder.

YEAR	CLUB	W-L	ERA	G	GS	CG	SHO	SV	IP	H	R	ER	HR	HB	BB	SO	WP	BK
2010	Lowell	3-7	4.79	14	14	0	0	0	62.0	56	40	33	2	5	31	40	3	1
	Lowell	1-6	5.28	14	14	0	0	0	61.1	64	42	36	4	6	31	48	10	1
2011	GCL Red Sox	0-0	4.50	1	1	0	0	0	2.0	1	1	1	0	1	0	3	1	0
	Lowell	0-0	4.09	3	3	0	0	0	11.0	8	5	5	1	2	7	4	1	1
2012	Greenville	1-8	7.29	13	12	0	0	0	54.1	72	52	44	8	2	30	44	6	0
	GCL Red Sox	0-0	3.00	2	0	0	0	0	3.0	3	1	1	0	0	0	2	0	0
2013	Greenville	2-0	5.59	13	0	0	0	0	19.1	19	12	12	1	0	14	30	3	0
	Salem	4-0	3.52	13	0	0	0	1	23.0	22	9	9	1	3	11	25	2	0
2014	Salem	3-3	4.08	35	0	0	0	2	57.1	61	31	26	0	1	25	55	5	2
Minor League Totals		14-24	5.12	108	44	0	0	3	293.1	306	193	167	17	20	149	251	31	5



Media Information

Red Sox Media Relations



Kevin Gregg
Director,
Media Relations



Jon Shestakofsky
Manager,
Media Relations &
Baseball Information



Abby DeCiccio
Manager,
Media Relations



Justin Long
Coordinator,
Media Relations



John Gonoude
Assistant,
Media Relations



Mikio Yoshimura
Japanese Media
Liaison



Zineb Curran
Director, Corporate
Communications



Mike Ivins
Manager
of Photography



Media Information

MEDIA RELATIONS PHONE/FAX: 617-226-6613

CREDENTIAL PICKUP: All media credentials may be picked up at the Fenway Park Media Entrance at Gate D on Level G (street level), located near the corner of Yawkey Way and Van Ness Street. Gate D will open 4 hours before game time.

MAIN PRESS BOX: The Main Press Box is located directly behind home plate on Level 5. The press box may be reached by taking the elevators or ramps located inside Gate D. Only media with proper credentials will be allowed access to the 5th floor press area.

PRESS DINING: Press dining is located on Level 5 in the press area and is available to accredited media at \$12 per person. Press Dining will open 3 hours prior to the start of the game and will remain open for one hour after 1st pitch. Credit and debit cards are the only form of payment for press dining.

CLUBHOUSES: The Red Sox clubhouse is located on Level G, near sections 15 and 16 on the first base side. The visitors' clubhouse is located on Level G, near sections 25 and 26 on the third base side.

PHOTO LOCATIONS: Assigned photo locations are located in permanent camera wells on the outfield side of both dugouts. Wireless transmission capabilities are available in all photo locations.

INTERVIEW ROOMS: All pre- and post-game interviews will be held in the Red Sox regular Interview Room above the home clubhouse. The Interview Room may be accessed by taking the ramp near Gate D to the Mezzanine Level (between Level G and Level 2) or by taking the center elevator on the Gate D elevator bank (accessible from the press level going down or from Gate D and the ground level going up) to the Mezzanine M Level.

PRESS BOX INTERNET/TELEPHONE INFO: The Red Sox will provide high-speed wired and wireless internet access free of charge throughout the postseason at Fenway Park. Internet log-in information is as follows:

SSID: MLB-PRESS2015

Password: MediaWiFi@ccess

ADDITIONAL RED SOX MEDIA INFO: Media can access Red Sox game day information at <http://pressroom.redsox.com>. This online media portal includes daily press clippings, game notes and minor league reports as well as additional pertinent information on home game dates. Please contact a member of the media relations department for login information. Media can also follow the Red Sox Media Relations department on twitter at @BostonRedSoxPR.

Red Sox on NESN

NESN (New England Sports Network), New England's most watched sports network, is in its 32nd year of carrying Red Sox baseball. Consistently one of the top rated regional sports networks in the country, NESN's high definition (HD) coverage of the Red Sox includes one hour of pre- and post-game coverage before and after every game.

NESN's award-winning broadcast team of Don Orsillo and Jerry Remy are back to bring Red Sox fans nearly every game once again this season. Tom Caron is in his 12th year as host of NESN's pre- and post-game coverage. He will be joined by an All-Star line-up of studio analysts that includes Dennis Eckersley, Steve Lyons, Jim Rice, and Tim Wakefield.



DON ORSILLO (Twitter: @DonOrsillo) is in his 15th season (since 2001) as the voice of Boston Red Sox baseball on NESN. Born in Melrose, MA, Don grew up in Madison, NH and is a graduate of Northeastern University. Orsillo previously announced baseball for the Single-A Pittsfield Mets (1991-92), the Double-A Binghamton Mets (1993-95), and the Triple-A Pawtucket Red Sox (1996-00). He also called the action for the American Hockey League's Springfield Indians/Falcons (1991-96), Providence College men's basketball on ESPN Plus (2005-08) and NESN's Boston College basketball coverage. In 7 consecutive years from 2007-13, Orsillo was selected to be a play-by-play announcer for TBS' Division Series coverage. Orsillo was named the 2005 Massachusetts Sportscaster of the Year by the National Sportscasters and Sportswriters Association and is a two-time Emmy Award winner for outstanding play-by-play.



JERRY REMY (Twitter: @Jerry_Remy) has served as the Red Sox' color analyst on NESN since 1988, announcing over 3,000 regular season Red Sox games during his career. The long-time Red Sox Nation favorite was elected to the Red Sox Hall of Fame in 2006 for his playing and broadcasting accomplishments and was named the Massachusetts Sportscaster of the Year by the National Sportscasters and Sportswriters Association in 2004. A native of Somerset, MA, Remy was an infielder for 10 years in the majors with the Angels (1975-77) and Red Sox (1978-84) with a career .275 batting AVG and 208 stolen bases in 1,154 games. He ranked among the AL leaders with 10 triples and 41 stolen bases in 1977 and was an AL All-Star in his 1st season with Boston in 1978, when he scored 87 runs and stole 30 bases. Remy has also worked games for FOX as part of its Saturday Game of the Week package. In September of 2007, Remy was elected President of Red Sox Nation through on-line voting and can often be found at Remy's Bar and Grill, which opened in 2010 and features a view of Fenway Park.



TOM CARON (Twitter: @TomCaron) enters his 14th season as a member of NESN's Red Sox broadcasts, and his 12th season as host of the pre- and post-game shows. The Lewiston, ME native joined NESN in 1995 and has served as Red Sox field reporter, studio host for Boston Bruins hockey, and play-by-play announcer for the Beanpot and Hockey East. Before joining NESN, he served as a sports anchor in Plattsburgh, NY; Hanover, NH; and Portland, ME. In 1993 he joined the Portland Pirates of the AHL as play-by-play announcer and communications director. Caron was named New England's Favorite Local Sports Personality in the New England Sports Survey conducted by Channel Media & Market Research in both 2013 and 2014. The 4-time Emmy winner was inducted into the Portland Pirates Hall of Fame in 2014 and is a managing director of the Central Mass Outlaws youth hockey program. Caron is involved in many local and regional charities, including serving on the advisory board for Good Sports, Inc. and working with Mass Mentoring, the Run to Home Base Program, and the Red Sox Foundation.



DENNIS ECKERSLEY (Twitter: @Eck43) has been a studio analyst on NESN's popular pre- and post-game shows since 2003. He was elected into Baseball's Hall of Fame in 2005 after pitching 24 seasons in the major leagues with 5 teams (Indians, Red Sox, Cubs, A's, Cardinals), including 2 different stints with the Red Sox (1978-84, 1998). He spent the 1st 12 years of his career as a starting pitcher then switched to the bullpen to become one of the most dominant closers in the game. During a 5-year stretch beginning in 1988, Eckersley averaged 44 saves, a 1.88 ERA, more than a strikeout/inning and less than 1 walk/9 innings. In 1992, Eckersley became only the 2nd relief pitcher to win both the AL MVP and Cy Young Award in the same season. The 6-time All-Star has served as a color analyst for the Oakland A's television broadcasts (1999), has filled in for Jerry Remy during Red Sox broadcasts and has served as a postseason studio analyst for TBS since 2008.



STEVE LYONS (Twitter: @stevelyons12) is in his second season as a Red Sox studio analyst on NESN. A 3-time national Emmy award-winning broadcaster, he also serves as a baseball analyst on news shows NESN Live, NESN Sports Today and NESN Sports Update. Selected by the Red Sox in the 1st round (19th overall) in the 1981 June Draft out of Oregon State, Lyons played 9 seasons in the major leagues (1985-93) with 4 different teams, including 4 stints in Boston. Voted the 1995 10th Player Award winner by Red Sox fans, he played at least 1 game at every position during his career, spending most of his time in CF (237 G) and at 3B (229 G).

Lyons began his broadcasting career in 1996 with FOX Sports and has worked for both the FOX national and regional networks as a game analyst, studio analyst and studio host. During his 11 years on FOX's national broadcast he worked the pre and post-game shows for the Divisional Series, Championship Series and World Series. He also spent 9 years with the Los Angeles Dodgers as a pre- and post-game host and game announcer.



JIM RICE is in his 13th year as a studio analyst on NESN (since 2003). In 2009, he became the 32nd member of the Red Sox to be elected into the National Baseball Hall of Fame. Rice played 16 seasons in the major leagues, all of them with the Red Sox. The 8-time All-Star finished his career with a .298 batting AVG, 382 home runs and 1,451 RBI. Rice was voted the AL MVP in 1978 and helped lead the Red Sox to 2 World Series (1975 and 1986). He ranks 3rd behind only Ted Williams and Carl Yastrzemski on the Red Sox all-time leaders list in home runs, RBI, hits, and total bases. Since retiring after the 1989 season, Rice has remained active in the Red Sox organization, serving as a minor league hitting instructor from 1992 to 1994 before joining the parent club as hitting coach from 1995-2000. He currently serves as a special organizational instructor for the team.



GARY STRIEWSKI (Twitter: @garystriewski) enters his second season serving as NESN's primary Red Sox sideline reporter, with game-day duties including interviewing players and coaches, delivering in-game reports, and providing live features for NESN's pre- and post-game shows, NESN Live, NESN Sports Today and NESN Sports Update. He also serves as host of NESN Clubhouse, the network's live commercial-free Red Sox Sunday pre-game show for kids, and NESN's Next Producer, a new series that features college students competing in a sports film competition. Striewski originally joined NESN in 2013, serving as a feature reporter/anchor for NESN Sports Today.



TIM WAKEFIELD (Twitter: @TimWakefield49) joined NESN's pre- and post-game team in 2012 after his final season in baseball in 2011. His 19-year MLB career included 17 years as a popular member of the Red Sox (1995-2011). He ended his career with 200 wins, 186 of them with Boston, which ranks third behind only Cy Young and Roger Clemens on the Red Sox all-time career win list. He was the American League Comeback Player of the Year in 1995, an All-Star in 2009, and a two-time World Series Champion. He was also honored as a champion off the field as one of the most charitable players in the league, winning the Roberto Clemente Award in 2010 after being nominated 8 times during his career. He has continued working closely with the Red Sox, and currently serves as a special assignment instructor as well as honorary chairman of the Red Sox Foundation.

Red Sox Radio Network

The Red Sox Radio Network carries every regular season game. The Red Sox and Entercom Communications announced a 10-year agreement for 2007-16 in May 2006. A network of over 60 stations broadcasts Boston's games throughout the New England area. Joe Castiglione and Dave O'Brien will again provide radio coverage for most games in 2015. Mike Mutnansky serves as the host of pre- and post-game Red Sox coverage.



JOE CASTIGLIONE is in his 33rd season on Red Sox radio, the longest of any Red Sox radio broadcaster, and has the longest tenure of any Boston broadcaster. Prior to coming to Boston, Castiglione called television games for the Cleveland Indians in 1979 and 1982 and for the Milwaukee Brewers in 1981. The Hamden, CT native has also announced television games for the NBA's Cleveland Cavaliers and did college basketball on NESN for 6 years. During the offseason, Joe taught classes in broadcast journalism at Northeastern University for 29 years (1985-2013), at Franklin Pierce University for 15 years (1996-2010), and at Emerson College in 1996. Since 1990, he has also served as a Jimmy Fund staff member in fundraising. A graduate of both Colgate (undergraduate) and Syracuse Universities (graduate), Joe is the author of *Broadcast Rites and Sites-I Saw It on the Radio with the Boston Red Sox*, which was published in 2004, and *Can You Believe It, 30 Years Inside Red Sox Baseball*, published in 2012. Castiglione was inducted into the Red Sox Hall of Fame in 2014 as the non-uniformed selection. He and his wife, Jan, have 3 children and 6 grandchildren. They reside in Marshfield, MA.



DAVE O'BRIEN enters his 9th season doing Red Sox baseball and his 25th year calling major league games. O'Brien also broadcasts for ESPN, where he has handled a variety of play-by-play roles, including Major League Baseball, Major League Soccer, College Basketball, the NCAA Women's Final Four and the NBA since joining the network in 2002. O'Brien was the voice of the 2006 World Cup Soccer Tournament televised by ABC that was nominated for an Emmy, and also called MLB International's coverage of the American League Championship Series and World Series from 2004-09. He worked as both a radio and television announcer for the Florida Marlins from 1993-2001 and broadcast television games for the New York Mets from 2003-05. O'Brien has also done play-by-play for the Atlanta Braves and college football and basketball action for the University of Georgia and University of Miami. The Quincy, MA native and Syracuse University graduate resides in Rye, NH with his wife, Debbie, and children Michael (24), Samantha (21), and Kaitlyn (20).

Red Sox Spanish Radio Network

In its 15th year, Spanish Béisbol Productions (formerly Spanish Béisbol Network) broadcasts every game of the regular season to its affiliates, including flagship WMVX (1570 AM). Uri Berenguer and Oscar Baez will once again call the action in 2015 with assistance from Bill Kulik, president of Spanish Béisbol Productions (SBP).



URI BERENGUER started working with the Red Sox Spanish-language broadcast team in 2002 at only 19 years old. A former Jimmy Fund patient at the Dana-Farber Cancer Institute, he became interested in a broadcasting career after a visit from Sox announcer Joe Castiglione. Berenguer attended Boston Latin Academy and Northeastern University and is the nephew of former major league pitcher Juan Berenguer.



OSCAR BAEZ returns for an 11th season on the network, having started in 2005. Baez has hosted *Conversando de Deportes*, a Spanish-language sports talk show in Boston, since 2001 and has hosted *Calentando Brazo*, Spanish Béisbol's pre-game show, for 10 years. A native of Bani, Dominican Republic, Baez played minor league baseball in the New York Yankees organization, reaching the Double-A level.

2015 Radio Affiliates

MASSACHUSETTS	Boston	WEEI (Flagship)	93.7 FM/850 AM
	Boston	WMVX (Flagship Spanish)	1570 AM
	Beverly	WBOQ	104.9 FM
	Cape Cod	WEII	96.3 FM
	Fall River	WSAR	1480 AM
	Fitchburg	WPKZ	1280 AM
	Great Barrington	WSBS	860 AM
	Milford	WMRC	1490 AM
	New Bedford	WBSM	1420 AM
	North Adams	WNAW	1230 AM
	Pittsfield	WBEC	1420 AM
	Springfield	WWEI	105.5 FM
	Worcester	WCRN	830 AM
	Worcester	WVEI	1440 AM
CONNECTICUT	Danbury	WLAD	800 AM
	Greenwich	WGCH	1490 AM
	Hartford	WTIC	1080 AM
	Putnam	WINY	1350 AM
	Willimantic	WILI	1400 AM
MAINE	Bangor	WZON	620 AM
	Calais	WQDY	92.7 FM
	Dover/Foxcroft	WDME	103.1 FM
	Ellsworth	WDEA	1370 AM
	Farmington	WKTJ	99.3 FM
	Houlton	WHOU	100.1 FM
	Machias	WALZ	95.3 FM
	Millinocket	WSYY	1240 AM
	Portland	WLOB	1310 AM
	Portland	WJJB	96.3 FM
	Portland/Saco	WPEI	95.9 FM
	Presque Isle	WEGP	1390 AM
	Rockland	WYBA	105.5 FM
NEW HAMPSHIRE	Berlin	WMOU	1230 AM
	Concord/Hillsboro	WTPL	107.7 FM
	Franklin	WFTN	1240 AM
	Keene/Swanzey	WEEY	93.5 FM
	Littleton	WLTN	1400 AM
	Manchester	WGAM	1250 AM
	Meredith	WZEI	101.5 FM
	Nashua	WGHM	900 AM
	New London	WCFR	1480 AM
	New London	WNTK	99.7 FM
	Newport	WCNL	1010 AM
	Plymouth	WPNH	1300 AM
	Rochester	WQSO	96.7 FM
	Walpole	WFYX	96.3 FM
NEW MEXICO	Albuquerque	KDEF	1150 AM
NEW YORK	Albany	WOFX	980 AM
	Brockport	WASB	1590 AM
	Canadaigua	WRSB	1310 AM
	Hudson	WCKL	560 AM
	St. Johnsville	WKAJ	1120 AM
RHODE ISLAND	Providence	WVEI	103.7 FM
VERMONT	Bennington	WBTV	1370 AM
	Burlington	WCPV	101.3 FM
	Morrisville	WLVB	93.9 FM
	Newport	WIKE	1490 AM
	Randolph	WCVR	1320 AM
	Rutland	WSYB	1380 AM
	St. Johnsbury	WSTJ	1340 AM
	Waterbury	WDEV	96.1 FM/550 AM
	Woodstock	WWOD	93.9 FM
WYOMING	Jackson	KSGT	93.3 FM/1340 AM

All-Time Broadcasters (Since 1926)

Name	Year(s)	Affiliate(s)
Andrews, Mike	1984	NESN TV
Arnold, Dale	2008-11	WEEI-AM (2008-2009), WRKO-AM (2008-2009)
Baez, Oscar	2002-present	Spanish Beisbol Productions, LLC
Berenguer, Uri	2003-present	Spanish Beisbol Productions, LLC
Britt, Jim	1940-50	WAAB-AM (1940-42), WNAC-AM (1942, 1946), WHDH-AM (1947-50), TV-4 & TV-7 (1948-50)
Castiglione, Joe	1983-present	WRKO-AM (1983-94, 2007-14), WEEI-AM (1995-Present)
Coleman, Ken	1966-74	WHDH-AM (1966-71), TV-5 (1966-71), TV-4 (1972-74)
	1979-89	WITS-AM (1979-82), WRKO-AM (1983-89)
Crowley, Bill	1957-60	TV-5 and WHDH-AM
Delaney, Bob	1951-53	WHDH-AM, TV-4 & TV-7
Der Divanis, Kent	1984	NESN TV
Egan, Leo	1949-50	WHDH-AM (1949-50), TV-4 & TV-7 (1949)
Fornieles, Mike	1993	WROL-AM (Spanish)
Frisch, Frankie	1939	WAAB-AM
Geffner, Glenn	2007	WEEI-AM (2007), WRKO-AM (2007)
Gillis, Don	1957	TV-5 (Gowdy was out most of year with a bad back)
Gleeson, Art	1960-64	TV-5 and WHDH-AM
Gowdy, Curt	1951-65	WHDH-AM (1951-65), TV-4 & TV-7 (1951-56), TV-5 (1957-65)
Hadley, Bump	1948, 1950	TV-4 & TV-7
Harrelson, Ken	1975-81	WSBK-TV 38
Harrison, Gerry	1927	WNAC-AM
Hartrick, George	1943-45	WNAC-AM
Hoey, Fred	1927-38	WNAC-AM
Hussey, Tom	1939-54	WAAB-AM (1939-42), WNAC-AM (1942-46), WHDH-AM (1947-54), TV-4 & TV-7 (1948-54)
Kulik, Bill	2001-present	Spanish Beisbol Productions, LLC
Kurtz, Bob	1993-00	NESN TV
Martin, Dave	1972-73	WHDH-AM (joined crew in June)
Martin, Ned	1961-92	TV-5 (1961-71), WHDH-AM (1961-75), WMEX-AM (1976-77), WITS-AM (1978), WSBK-TV 38 (1979-87), NESN TV (1988-92)
Martinez, Hector	1988-98	WRCA-AM (1988-90), WROL-AM (1991-98) (Spanish)
McDonough, Sean	1988-04	WSBK-TV 38 (1988-96), WABU-TV 68 (1997-98), WB-Ch. 56 (1999), FOX 25 (2000-02), UPN/WBZ (2003)
MacLean, John	1972	WHDH-AM (April to early May and left due to illness)
Miller, Jon	1980-82	WITS-AM
Montgomery, Bob	1982-95	WSBK-TV 38
Murphy, Bob	1954-59	WHDH-AM (1954-59), TV-4 & TV-7 (1954-56), TV-5 (1957-59)
O'Brien, Dave	2007-present	WRKO-AM (2007-14), WEEI-AM (2007-present)
Orsillo, Don	2001-present	NESN TV (2001-present)
Parnell, Mel	1965-68	TV-5 and WHDH-AM
Pesky, Johnny	1969-74	WHDH-AM (1969-71), TV-5 (1969-71), TV-4 (1973-74)
Petrocelli, Rico	1979	WITS-AM
Remy, Jerry	1988-present	NESN TV (1988-present), WSBK-TV 38 (1996), WABU-TV 68 (1997-98), WB-Ch. 56 (1999), FOX 25 (2000-02), UPN/WBZ (2003)
Rish, Jon	2006-13	WEEI-AM, WRKO-AM
Rooney, Gus	1926	WNAC-AM (Opening Day)
Serano, Bobby	1988-01	WRCA-AM (1988-90, 1999-01), WROL-AM (1991-98)
Starr, Bob	1990-92	WRKO-AM
Stockton, Dick	1975-78	WSBK-TV 38
Tiant, Luis	2002-03	Spanish Baseball Network
Trupiano, Jerry	1993-06	WRKO-AM (1983-94), WEEI-AM (1995-06)
Villaman, J.P.	1999-05	WRCA-AM, Spanish (1999-2005)
Woods, Jim	1974-78	WHDH-AM (1974-75), WMEX-AM (1976-77), WITS-AM (1978)

Bold=Active. Corrections have been made in the above listing thanks to information provided to us from John K. Moynahan, author of *50 Years At The Game, A Sports Traveler's Journey*, and other sources. We appreciate this input as we attempt to produce an accurate account of our broadcasters. We are aware that through the years there have been "guest" or temporary fill-in broadcasters for Red Sox games, however, they are too numerous to list here.

Spring Training



jetBlue Park

Spring Training Home
of the Boston Red Sox



JetBlue Park, which sits within the Fenway South Spring Training and player development complex, features the same seating bowl geometry and playing field dimensions as Fenway Park in Boston. The ballpark, which opened in 2012, has a total capacity of roughly 11,000 (including standing room and reserved lawn seating), and takes many of its defining characteristics from "America's Most Beloved Ballpark."

One such characteristic is a near replica of the iconic Fenway Park Green Monster wall. The JetBlue Park wall features the similar dimensions and signature paint color of its counterpart up north, but is unique with its 2-level seating area both on top and inside the wall under cover. The wall also features a restored manual scoreboard that served Red Sox fans for almost 3 decades at Fenway Park in Boston starting in 1976.

JetBlue Park also features:

- **Close to 60,000 square feet of rolling canopy shading for the majority of seats, just about 1 ½ acres**
- **Approximately 9,900 fixed seats**
- **8 private suites**
- **378 Green Monster Wall seats on 2 separate levels**
- **A 50,000-square-foot Clubhouse**
- **A 2,400-square-foot Team Store**
- **A state-of-the-art 20'x24' HD video board**
- **5 permanent concession stands and numerous portable carts located throughout the concourse**

A street festival environment is recreated on Fenway South Drive. Much like Yawkey Way at Fenway Park, the street features specialty concession stands and entertainment, including face painting, magicians, stilt walkers, and other games for children.

While the interior of JetBlue Park pays homage to Fenway Park in Boston, the exterior of the ballpark takes cues from its natural Southwest Florida surroundings. The undulating shade canopy with its canted columns was inspired by the Cypress tree domes that surround the site. In addition to providing shade to the majority of the seating bowl, the canopy serves as one of the LEED certified ballpark's most striking architectural features. Locally manufactured masonry blocks used on parts of the exterior wall feature crushed Florida sea shells from Sanibel beaches. The light colors of the exterior enhance and contrast the deep shadows cast by the bright Florida sun.

Spring Training, Continued



JetBlue Park at Fenway South
11500 Fenway South Drive
Fort Myers, FL 33913
Phone: (239) 334-4799

Directions

- From the North: Take I-75 South to Exit 131 (Daniels Parkway). Make a left off the exit and go east for approximately 2 miles. Fenway South will be on your left.
- From the South: Take I-75 North to Exit 131 (Daniels Parkway). Make a right off exit and go east for approximately 2 miles. Fenway South will be on your left.



Spring Training, Continued

2015 EXHIBITION SCHEDULE

March 3	Northeastern Boston College	1:05 p.m./Radio# (Doubleheader)
March 5	at Minnesota	7:05 p.m./Radio
March 6	MIAMI	1:05 p.m.
March 7	MINNESOTA at Baltimore	1:05 p.m./Radio/MLBN 1:05 p.m.
March 8	at New York Mets	1:10 p.m./TV/Radio
March 9	at St. Louis	1:05 p.m.
March 10	TAMPA BAY (SS)	1:05 p.m.
March 11	at New York Yankees	1:05 p.m./MLBN
March 12	at Pittsburgh	1:05 p.m.
March 13	NEW YORK YANKEES	7:05 p.m./TV/Radio
March 14	PITTSBURGH	1:05 p.m./Radio
March 15	at Philadelphia (SS)	1:05 p.m./TV/Radio
March 16	NEW YORK METS	1:05 p.m.
March 17	ATLANTA	1:05 p.m./TV
March 18	MINNESOTA (SS)	1:05 p.m.
March 19	at Toronto	1:07 p.m.
March 20	BALTIMORE	1:05 p.m.
March 21	at Pittsburgh	1:05 p.m./TV/Radio
March 22	PHILADELPHIA	1:05 p.m./TV/Radio
March 23	ST. LOUIS	1:05 p.m.
March 24	at Miami	1:05 p.m.
March 26	MINNESOTA	1:05 p.m.
March 27	at Atlanta	1:05 p.m./ESPN
March 28	at Tampa Bay	1:05 p.m./Radio/MLBN
March 29	TAMPA BAY	1:05 p.m./TV/Radio
March 30	MINNESOTA	7:05 p.m./TV/Radio
March 31	at Tampa Bay (SS)	1:05 p.m./TV
April 1	TORONTO at Minnesota	1:05 p.m./TV 1:05 p.m.
April 2	at Minnesota	7:05 p.m./MLBN
April 3	MINNESOTA	7:05 p.m./TV/Radio
April 4	at Minnesota	1:05 p.m./TV/Radio

(SS) - Split Squad; All Times Local

Home Games at JetBlue Park at Fenway South in Lee County, Florida

TV - Telecast on NESN, ESPN - Telecast on ESPN, MLBN-Telecast on MLB Network

Radio - Aired on WEEI 93.7 FM, Radio# - Aired on WEEI 850 AM

SPRING TRAINING

ATTENDANCE HIGHS

Annual Home Record:
164,846 — 17 dates — 2013

Home Average Record:
9,844 — 15 dates — 2014

**Single-Game
Paid Attendance Record:**
10,147 vs. Baltimore Orioles,
March 26, 2014



RECENT SPRING TRAINING RECORDS

1973: 3-14	1987: 16-13-1	2001: 14-16
1974: 18-8	1988: 17-15	2002: 15-15-2
1975: 1-20	1989: 12-19-1	2003: 15-14-1
1976: 9-5-1	1990: 9-8-1	2004: 17-12-1
1977: 17-10	1991: 22-11	2005: 13-15-1
1978: 15-11	1992: 16-13-2	2006: 9-20-1
1979: 15-11	1993: 11-20	2007: 15-12-4
1980: 11-9	1994: 15-13-2	2008: 7-11-2
1981: 15-14	1995: 5-7	2009: 19-13
1982: 11-16	1996: 12-17	2010: 17-14-1
1983: 9-16	1997: 11-19-1	2011: 14-19-2
1984: 15-11	1998: 20-8	2012: 16-11-4
1985: 12-16-1	1999: 18-10-2	2013: 17-17-1
1986: 12-16	2000: 11-19	2014: 11-17-2

PACKING 'EM IN

The Red Sox sold out all 15 of their Grapefruit League games at JetBlue Park in 2014 with a total paid attendance of 147,669. With an average home attendance of 9,844, the Sox surpassed their previous record of 9,696, established in 2013. The club also set a new single-game paid attendance record of 10,147 on March 26, 2014 vs. Baltimore.

The Red Sox have sold out 58 consecutive home Grapefruit League games dating back to their time at City of Palms Park, and 166 of their last 167 home Grapefruit League games overall.


2015 MLB Important Dates

- Jan. 13:** Salary arbitration filing date.
- Jan. 16:** Salary arbitration exchange date.
- Feb. 2-20:** Salary arbitration hearings (if applicable).
- Feb. 19:** Voluntary date all pitchers, catchers and injured players may be invited to Spring Training workouts.
- Feb. 24:** Voluntary date all position players may be invited to Spring Training workouts.
- March 2:** Last date to renew Major League contracts.
- March 3:** Mandatory date all players must report to Spring Training.
- March 20:** Last date to assign an injured player to a Minor League club, if permissible.
- March 27:** The earliest date that a Club may place a player on the 15-day Disabled List.
- April 6:** Opening Day
- April 11:** The first date that a player on the 15-day Disabled List may be reinstated, if permissible.
- April 15:** First date that a player optioned during Spring Training may be recalled.
- Jackie Robinson Day
- May 10:** Mother's Day
- May 15:** Earliest date that Clubs may re-sign players that they unconditionally released between August 31, 2014 and March 31, 2015.
- May 25:** Memorial Day
- June 1:** Start of Closed Period for the 2015 First-Year Player Draft.
- June 8-10:** MLB First-Year Player Draft.
- June 16:** First date that Clubs may trade an eligible free agent player who was signed after electing free agency.
- June 21:** Father's Day
- July 4:** Fourth of July
- July 12:** Taco Bell All-Star Sunday, Great American Ball Park.
- July 13:** Gatorade All-Star Workout Day, Great American Ball Park.


2015 MLB Important Dates, Continued

- July 14:** 86th All-Star Game, Great American Ball Park.
- July 26:** Hall of Fame Induction Ceremony, Cooperstown.
- July 31:** Non-waiver trade deadline, 4:00 p.m. (ET).
- Aug. 1:** New waiver period begins; trade waivers now required.
- Aug. 14:** Civil Rights Game, Dodger Stadium.
- Aug. 31:** Waiver trade deadline. Outright Waivers secured on/after August 1 are in effect until midnight (ET) tonight. Postseason eligibility lists are established at midnight (ET) tonight. To be eligible, a player must be a bona fide member of a qualifying team on August 31 and must remain a bona fide member through the end of the applicable Postseason series.
- Sept. 1:** Active player limit increased from 25 to 40.
- Sept. 11:** September 11th Remembrance
- Sept. 16:** Roberto Clemente Day
- Oct. 4:** Final scheduled day of 2015 regular season.
- Oct. 6:** Postseason begins
- Oct. 27:** The 111th World Series begins
- Immediately After World Series:** Eligible players become free agents.
- 6th Day After Completion of World Series:** First day that Major League and Minor League free agents may sign contracts with a Club other than their former Club.
- 12th Day After Completion of World Series:** Last date for a player who declared free agency under Art. XX (B) to accept an arbitration offer from a former club – midnight (ET) tonight.
- Nov. 10:** Last day to request outright waivers to assign player prior to the Rule 5 Draft.
- Nov. 20:** Day to file reserve lists for all Major and Minor League levels.
- Dec. 2:** Last date to tender contracts – midnight ET tonight.
- Dec. 4:** 5:00 p.m. (ET) today is the last time to outright a player prior to the Rule 5 Draft.
- Dec. 7-10:** Baseball Winter Meetings, Nashville, TN.
- Dec. 11:** Rule 5 Draft, Nashville, TN.

2015 Promotional Lineup



Wally Bobbleheads
Tues. April 14
 Kids 14 and under.
 Presented by Hood.



Fisk Bobbleheads
Tues. May 5
 All fans in attendance.
 Presented by The Sports Authority.



Tiant Bobbleheads
Thur. May 21
 All fans in attendance.
 Presented by Granite City Electric.



Kids Lunchbox
Mon. August 17
 Kids 14 and under.
 Presented by Kumon.



Lynn Bobbleheads
Tues. September 22
 All fans in attendance.
 Presented by Old Dominion Freight Line.



Replica Fenway Park
Mon. April 27
 All fans in attendance.
 Presented by W.B. Mason.



Red Sox Hat
Tues. September 8
 All fans in attendance.
 Presented by Toyo Tires.



Pedro Martinez Hall of Fame Plaque
Tues. July 28
 All fans in attendance.
 Presented by Gold's Horseradish.



Fan Vote Bobbleheads
Tues. June 2
 All fans in attendance.
 Presented by ENEOS.



Kids Run Bases
5/24, 6/7, 7/12 & 8/23
 Kids 14 and under.

For Tickets

BY PHONE: 888-REDSOX6

ONLINE: www.redsox.com

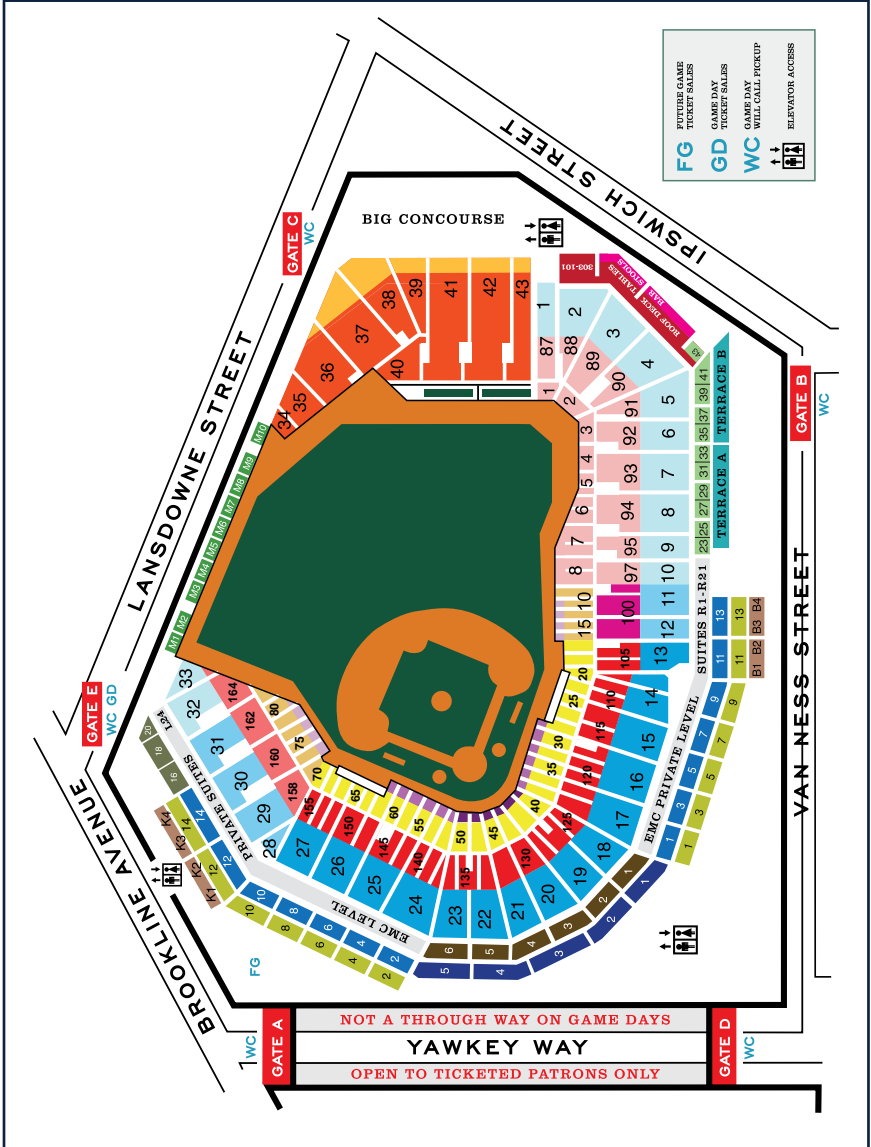
IN PERSON: At the Red Sox Ticket Office, open Monday-Friday from 10:00 A.M. to 5:00 P.M. at 4 Yawkey Way in Boston, MA. Call 877-REDSOX9 for additional hours and information.



Fenway Park Seating Chart

Seating Section

- Field Box (Box 17-70)
- Field Box (Box 9-16, 71-82)
- Burweiser Deck Tables
- Loge Box (103-155)
- Loge Box (98-102, 157-165)
- State Street Pavilion Box
- Burweiser Deck Barstools
- Coca-Cola Pavilion Reserved
- Grandstand (13-27)
- Grandstand (11-12, 29-31)
- Right Field Box
- Right Field Roof Box
- Right Field Terrace
- Outfield Grandstand
- Bleachers
- Burweiser Deck Standing Room
- Right Field Roof Box Standing Room
- Pavilion Standing Room
- General Standing Room
- Upper Bleachers



Red Sox Logos Throughout the Years



1908



1909-11

1912-30



1931-32



1933-49



1950-59



1960-75



1976-2008



2009-present

Information Box Directory

Fenway Facts	11
Red Sox Ownership History	25
Red Sox General Managers	32
All-Time Leaders at Fenway Park—Red Sox/Opponents	87
Red Sox All-Time Teams	113
Red Sox Who Have Played in Every Game	207
Red Sox Players Lost in Expansion Drafts	231
How They Were Obtained—2015 Red Sox 40-Man Roster	240
The Great Fenway Park Writers Series	242
How They Became the Red Sox	252
Players Born in Japan Who Have Played for the Red Sox	272
Red Sox All-Fenway Park Team	275
Opponents Last Time	328
All-Time Opponent Home Run Leaders at Fenway Park	339
Active Opponent Leaders	340
Active Opponent Home Run Leaders at Fenway Park	341

Notes

Notes

Notes



OUR PASTIME. OUR BEER.



ENJOY RESPONSIBLY

© 2015 Anheuser-Busch, Budweiser® Beer, St. Louis, MO.
Major League Baseball trademarks and copyrights are used with
permission of Major League Baseball Properties, Inc. Visit MLB.com

OFFICIAL BEER



2015 BOSTON RED SOX SCHEDULE

APRIL

SUN	MON	TUE	WED	THU	FRI	SAT
			1	2	3	4
5	PHI ⁶ 3:05	7	PHI ⁸ 7:05	PHI ⁹ 7:05	NYN ¹⁰ 7:05	NYN ¹¹ 1:05
E NYN ¹² 8:05	WAS ¹³ 3:05	WAS ¹⁴ 6:10	WAS ¹⁵ 1:35	16	BAL ¹⁷ 7:10	BAL ¹⁸ 4:05
BAL ¹⁹ 1:35	BAL ²⁰ 11:05	TB ²¹ 7:10	TB ²² 7:10	TB ²³ 7:10	BAL ²⁴ 7:05	BAL ²⁵ 7:05
BAL ²⁶ 1:35	TOR ²⁷ 6:10	TOR ²⁸ 6:10	TOR ²⁹ 6:10	30		

JULY

SUN	MON	TUE	WED	THU	FRI	SAT
			TOR ¹ 1:07	TOR ² 7:07	HOU ³ 7:10	HOU ⁴ 1:35
HOU ⁵ 1:35	6	MIA ⁷ 7:10	MIA ⁸ 7:10	9	NYN ¹⁰ 7:10	F NYN ¹¹ 7:15
NYN ¹² 1:35	13	14	15	16	LAA ¹⁷ 10:05	LAA ¹⁸ 9:05
E LAA ¹⁹ 8:05	LAA ²⁰ 10:05	HOU ²¹ 8:10	HOU ²² 8:10	HOU ²³ 8:10	DET ²⁴ 7:10	DET ²⁵ 4:05
DET ²⁶ 1:35	CWS ²⁷ 7:10	CWS ²⁸ 7:10	CWS ²⁹ 7:10	CWS ³⁰ 7:10	TB ³¹ 7:10	

MAY

SUN	MON	TUE	WED	THU	FRI	SAT
					NYN ¹ 7:10	NYN ² 1:35
E NYN ³ 8:05	TB ⁴ 7:10	TB ⁵ 7:10	TB ⁶ 7:10	7	TOR ⁸ 7:07	TOR ⁹ 1:07
TOR ¹⁰ 1:07	OAK ¹¹ 10:07	OAK ¹² 10:07	OAK ¹³ 3:37	SEA ¹⁴ 10:10	SEA ¹⁵ 10:10	SEA ¹⁶ 9:10
SEA ¹⁷ 4:10	18	TEX ¹⁹ 7:10	TEX ²⁰ 7:10	TEX ²¹ 7:10	LAA ²² 7:10	F LAA ²³ 7:15
LAA ²⁴ 1:35	MIN ²⁵ 2:10	MIN ²⁶ 8:10	MIN ²⁷ 1:10	TEX ²⁸ 8:05	TEX ²⁹ 8:05	F TEX ³⁰ 7:15

AUGUST

SUN	MON	TUE	WED	THU	FRI	SAT
						TB ¹ 1:35
TB ² 1:35	3	NYN ⁴ 7:05	NYN ⁵ 7:05	NYN ⁶ 7:05	DET ⁷ 7:08	DET ⁸ 7:08
DET ⁹ 1:08	10	MIA ¹¹ 7:10	MIA ¹² 4:10	13	SEA ¹⁴ 7:10	SEA ¹⁵ 1:35
SEA ¹⁶ 1:35	CLE ¹⁷ 7:10	CLE ¹⁸ 7:10	CLE ¹⁹ 7:10	KC ²⁰ 7:10	KC ²¹ 7:10	KC ²² 7:10
KC ²³ 1:35	CWS ²⁴ 8:10	CWS ²⁵ 8:10	CWS ²⁶ 8:10	27	NYN ²⁸ 7:10	NYN ²⁹ 4:05

JUNE

SUN	MON	TUE	WED	THU	FRI	SAT
	MIN ¹ 7:10	MIN ² 7:10	MIN ³ 7:10	MIN ⁴ 4:05	OAK ⁵ 7:10	OAK ⁶ 4:05
OAK ⁷ 1:35	8	BAL ⁹ 7:05	BAL ¹⁰ 7:05	BAL ¹¹ 7:05	TOR ¹² 7:10	TOR ¹³ 1:35
TOR ¹⁴ 1:35	ATL ¹⁵ 7:10	ATL ¹⁶ 4:05	ATL ¹⁷ 7:10	ATL ¹⁸ 7:10	KC ¹⁹ 8:10	KC ²⁰ 7:10
KC ²¹ 2:10	22	BAL ²³ 7:10	BAL ²⁴ 7:10	BAL ²⁵ 1:35	TB ²⁶ 7:10	TB ²⁷ 4:10
TB ²⁸ 1:10	TOR ²⁹ 7:07	TOR ³⁰ 7:07	31			

SEPTEMBER/OCTOBER

SUN	MON	TUE	WED	THU	FRI	SAT
		NYN ¹ 7:10	NYN ² 4:05	3	PHI ⁴ 7:10	PHI ⁵ 4:05
OAK ⁶ 1:35	TOR ⁷ 1:35	TOR ⁸ 7:10	TOR ⁹ 7:10	10	TB ¹¹ 7:10	TB ¹² 6:10
TB ¹³ 1:10	BAL ¹⁴ 7:05	BAL ¹⁵ 7:05	BAL ¹⁶ 7:05	17	TOR ¹⁸ 7:07	TOR ¹⁹ 4:07
TOR ²⁰ 1:07	TB ²¹ 7:10	TB ²² 7:10	TB ²³ 7:10	TB ²⁴ 7:10	BAL ²⁵ 7:10	BAL ²⁶ 4:05
BAL ²⁷ 1:35	NYN ²⁸ 7:05	NYN ²⁹ 7:05	NYN ³⁰ 7:05	OCT 1 7:05	OCT 2 7:10	OCT 3 7:10

■ HOME GAMES ■ AWAY GAMES

E = ESPN F = FOX. All regular season games are televised on NESN unless noted and broadcast in English on WEEI 93.7 FM and in Spanish on WMVX 1570 AM. All game times are subject to change.