

Phantom Family  
Product overview brochure



# A commanding presence

With its powerful stance, iconic proportions and state-of-the-art technology, Phantom is a timeless interpretation of the modern luxury motor car. Not only is Phantom the signature Rolls-Royce, it is also the very essence of the marque. The engine delivers the abundance of effortless power that has always made Rolls-Royce such a pleasure to drive.

Yet the pleasure begins before you even own a Phantom, as you can choose the personal elements to make your car truly yours. This is a car to be commissioned, and to be enjoyed.



# Unmistakably Rolls-Royce

The curve of the roofline gives Phantom a feeling of understated elegance, and suggests movement even when the car is stationary. The power and dynamism of the car are heightened by the optional visible chrome exhaust, and you can also specify a brushed steel bonnet to emphasise your Phantom's sleek design.

The 21" wheels are the largest fitted as standard to a production car. Standing at half the car's height, they are an integral part of Rolls-Royce DNA, and help to give Phantom its commanding presence. You can choose from 12 different wheel specifications, including different designs, colours and finishes, to complement any specification. Our craftspeople can also paint the wheel centres to match the exterior of your car. Whatever your choice, your wheels will sport self-righting centres to ensure that the Rolls-Royce monogram is always correctly displayed.



نافورة دبي





The image shows the interior of a Rolls-Royce Phantom, focusing on the rear passenger area. The seats are upholstered in dark leather with visible stitching. The ceiling is illuminated with numerous small, star-like lights, creating a night sky effect. The overall atmosphere is one of luxury and elegance.

# A sense of inner space

With its low sill height and virtually flat floor, entering and exiting Phantom is truly graceful. The driver and passengers step effortlessly on to, rather than climb into the car. While the rear hinged coach doors and deep roof pillar add an extra sense of theatre and privacy for those in the rear.

The rear coach doors open to welcome you into a cossetting private interior that showcases the work of our master craftsmen. Above you is the Rolls-Royce Starlight Headliner, with up to 800 optic fibres positioned by hand to create the impression of a romantic night sky. You can configure the seating to your tastes, and add elements such as heated seats to keep you and fellow passengers relaxed on even the longest of journeys, or chromium-edged footrests for extra comfort.







# A sanctuary of calm

You can choose to make the rear space of your Phantom completely your own by specifying the Partition Wall Package, or adding Privacy Glass to protect your eyes from strong sunlight and to create a real feeling of elegance. The perfect environment to enjoy the unrivalled surround sound experience from the audio system's thirteen speakers and two bass speakers.

With the audio system turned off, Phantom's sumptuous interior is absolutely silent. Bathed in natural light and swathed in the supplest of leather; the finest book-matched wood veneers and deep tufted carpets, it is an oasis of comfort and calm, and showcases the fine skills of the craftspeople who created it.







# Advanced technology

Phantom has a full complement of advanced technology both under the bonnet and inside the car. Everything is designed to work in unison. The result is fingertip control and a dynamic connection with the road, making driving an uncomplicated pleasure.

The infotainment system makes every journey more enjoyable, with an 8.8" front monitor to give you a clear view whenever you use the navigation system. The Rotary Controller puts everything at your fingertips to make operation effortless, while the latest communications technology ensures that you are always connected to your world.


# Audio-visual control

Technology doesn't just make driving a pleasure, it makes it safer too. Phantom has small cameras installed in the front bumper, as well as side cameras to give you clear views of the road in either direction when you exit a junction. A top view camera also helps to make parking and reversing simple.

Passengers in Phantom can also enjoy the advantages of the advanced technology. Choose our Rear Theatre Configuration and rear-seat passengers will be able to watch TV or a DVD on one or both of the two 12" screens that fold flat into the backs of the front seats. The screens are mounted within fold down picnic tables, which can be veneered to match the interior you have chosen, and passengers can even use the system to send information to the driver.





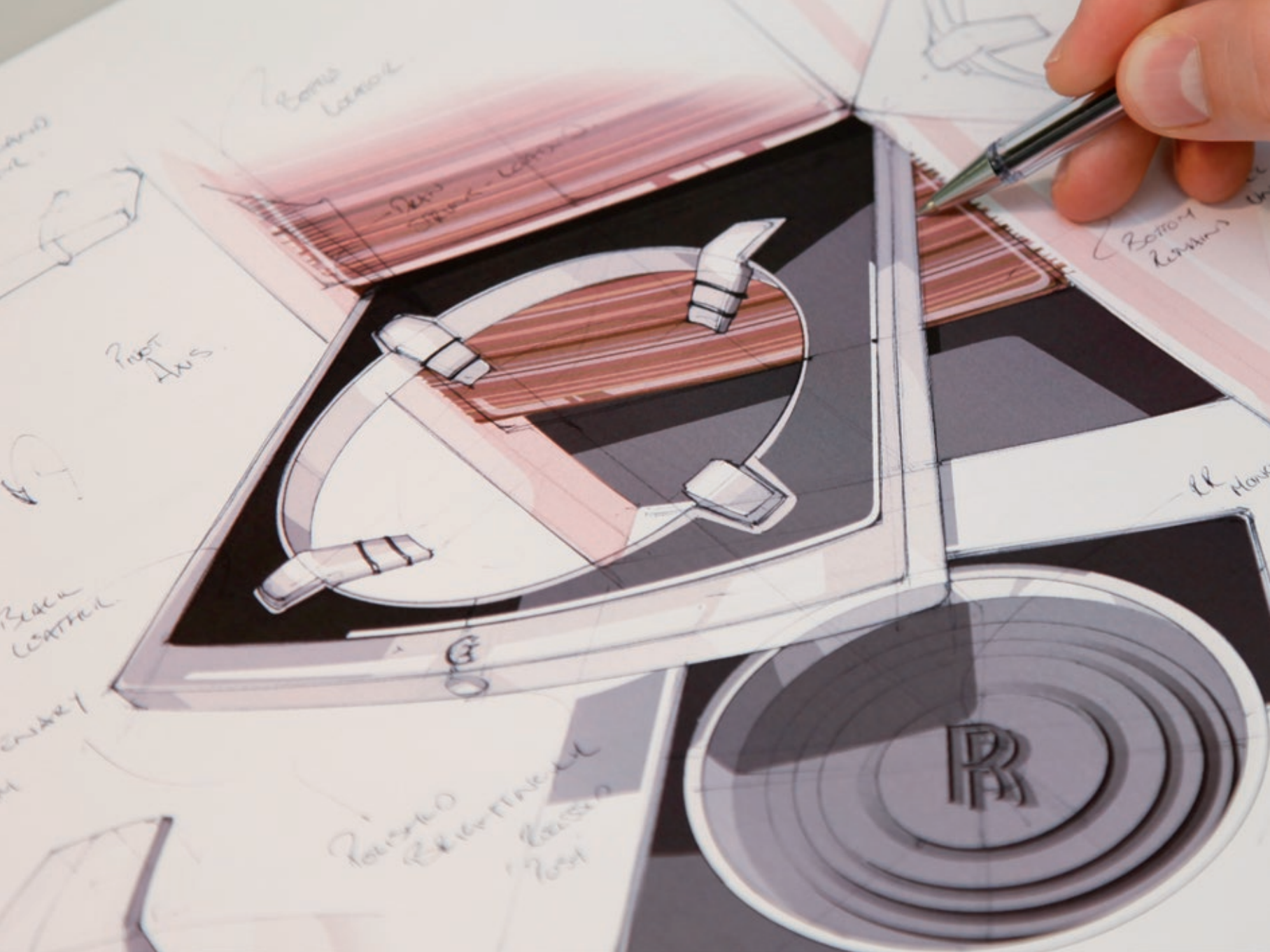




# Dynamic driving

Just as Phantom's presence is quietly authoritative, the delivery of power from the direct-injection V12 engine is equally impressive. You can choose to enhance the driving pleasure by opting for our Dynamic Package, which accentuates the manoeuvrability and power, creating the ultimate in driving performance.

With the Dynamic option, you can specify extra touches to create a more sporting drive, such as stiffer suspension and a thicker steering wheel. Our engineers will also provide an alternative gearbox tuning and linear braking, delivering the edge you would expect of a high performance car from the elegance and power of Phantom.



Bond Label

New Strap - Leather

Front Lens

Back Leather

Entry

Rough Blotting Paper

Bottom Lens

ll Horse


R



# Bespoke to you

A new Rolls-Royce Phantom is not simply bought. It is commissioned. With our Bespoke programme, you can create a car that reflects your tastes exactly. For instance, you can choose to add your initials or motifs in discreet areas across the car such as the headrests, treadplates and veneers.

When it comes to specifying a colour for your Phantom, there are over 44,000 hues in our palette for you to choose from. You can also ask us to add a pair of five-metre long single or double coachlines. Each one is painstakingly hand painted using a special brush made from ox and squirrel hair.






# Unique details


Many owners look for subtle, understated ways to make their Phantom unique to them. For instance, you can add a personal touch with embroidery, asking our Bespoke specialists to stitch your initials, family crest or personal emblem into the leatherwork. Personal themes and designs can be carried through every aspect of your Phantom, including everything from white instrument dials, to a precision engineered presentation box in the glove compartment that can hold a cedar-lined humidor or a Conway Stewart writing set.

Another option is our Partition Wall Package, which creates privacy for the passengers with a hand-built panel made from the same materials as the rest of your Phantom's interior. Even the Spirit of Ecstasy can be finished to your tastes, illuminated or gold plated for example. The Bespoke Team will focus on the smallest of details to add the personalisation you require.





## Phantom Technical Specification



### Dimensions

Vehicle length	5842 mm / 230.0 inches
Vehicle width	1990 mm / 78.3 inches
Vehicle height (unladen)	1638 mm / 64.5 inches
Wheelbase	3570 mm / 140.6 inches

### Weight

Unladen weight (DIN)	2560 kg / 5644 lb
Curb weight (USA)	2649 kg / 5840 lb

### Engine

Engine / cylinders / valves	V / 12 / 48
Fuel management	Direct injection
Maximum torque @ engine speed	720 Nm / 531 lb ft @ 3500 rpm
Power output @ engine speed	453 bhp / 460 PS (DIN) / 338 kW @ 5350 rpm

### Performance\*

Top speed	150 mph / 240 km/h (governed)
Acceleration 0-60 mph	5.7 sec
Acceleration 0-100 km/h	5.9 sec

### Fuel Consumption – Exhaust Emissions Standard EU-5

Urban	22.8 ltr/100 km / 12.4 mpg (Imp.)
Extra urban	10.2 ltr/100 km / 27.7 mpg (Imp.)
Combined consumption / range	14.8 ltr/100 km / 19.1 mpg (Imp.)
CO <sub>2</sub> emissions (combined)	347 g/km

### Fuel Consumption (USA and Canada)†

City (USA)	11 mpg
Highway (USA)	19 mpg
City (Canada)	TBC
Highway (Canada)	TBC

## Phantom Extended Wheelbase Technical Specification



1990 mm / 78.3 in



5992 mm / 239.5 in

3820 mm / 150.4 in

### Dimensions

Vehicle length	6092 mm / 239.8 inches
Vehicle width	1990 mm / 78.3 inches
Vehicle height (unladen)	1640 mm / 64.6 inches
Wheelbase	3820 mm / 150.4 inches

### Weight

Unladen weight (DIN)	2670 kg / 5886 lb
Curb weight (USA)	2694 kg / 5940 lb

### Engine

Engine / cylinders / valves	V / 12 / 48
Fuel management	Direct injection
Maximum torque @ engine speed	720 Nm / 531 lb ft @ 3500 rpm
Power output @ engine speed	453 bhp / 460 PS (DIN) / 338 kW @ 5350 rpm

### Performance\*

Top speed	150 mph / 240 km/h (governed)
Acceleration 0-60 mph	5.8 sec
Acceleration 0-100 km/h	6.1 sec

### Fuel Consumption – Exhaust Emissions Standard EU-5

Urban	23.0 ltr/100 km / 12.3 mpg (Imp.)
Extra urban	10.2 ltr/100 km / 27.7 mpg (Imp.)
Combined consumption / range	14.9 ltr/100 km / 18.9 mpg (Imp.)
CO <sub>2</sub> emissions (combined)	349 g/km

### Fuel Consumption (USA and Canada)†

City (USA)	11 mpg
Highway (USA)	19 mpg
City (Canada)	TBC
Highway (Canada)	TBC

\*Manufacturer's test results. Actual acceleration results may vary depending on specifications of the vehicle, road and environmental conditions, testing procedures and driving styles. These results should be used for comparison only and verification should not be attempted on public roads.

†EPA (Preliminary) – Use estimated mpg for comparison with other cars. Your mileage may vary with options, driving conditions, driving habits, the car's condition, speed and trip length. Actual highway mileage will probably be less. The fuel efficiency data was determined using approved Transport Canada Test Methods.





All illustrations and specifications are based upon current information available as at October 2013. Colours may vary.

Rolls-Royce Motor Cars Limited reserves the right to make changes at any time without notice. Images may show optional equipment and specific country variants may differ. Quoted speed and acceleration may vary. Model year designation on any particular model may be longer or shorter than 12 months. Rolls-Royce Motor Cars Limited makes all reasonable efforts to provide accurate information; however, there is no guarantee of accuracy.

No liability is assumed by Rolls-Royce Motor Cars Limited. Additional information may be obtained from your Rolls-Royce Motor Cars authorised dealership.

US distributor: Rolls-Royce Motor Cars NA, LLC, Woodcliff Lake, NJ 07677-7731.

© Copyright Rolls-Royce Motor Cars Limited 2013. Not to be reproduced or transmitted. The Rolls-Royce name and logo are registered trademarks owned by or licensed to Rolls-Royce Motor Cars Limited.

Part number 01 92 2 286 810

[www.rolls-roycemotorcars.com/phantom](http://www.rolls-roycemotorcars.com/phantom)