

# Fearless.




2014-2015  
**Records Book**

**MATADOR SONG**  
*Texas Tech Alma Mater*

Fight, Matadors, for Tech!  
Songs of love we'll sing to thee,  
Bear our banners far and wide.  
Ever to be our pride,  
**Fearless** champions ever be.  
Stand on heights of victory.  
Strive for honor evermore.  
Long live the Matadors!

Music by Harry Lemaire, words by R.C. Marshall, played here by the The Goin' Band From Raiderland,  
if you have Adobe Acrobat and necessary plugins installed.



---

**THE 2014-15 TEXAS TECH ATHLETICS RECORDS BOOK**

Texas Tech University Athletics Communications

First Edition Published, Fall 2010

Updated, August 2014

*For up-to-date records once a playing season begins and for more sport-specific information, please consult that specific sport's page at: [www.texastech.com](http://www.texastech.com).*

**Fearless.**

# TABLE OF CONTENTS

## INTRODUCTORY MATERIAL

Mission Statement/Contact .....	2
Athletics Style Guide and Nickname .....	3

## AWARDS SECTION

National Championship Teams .....	4
National Champion Individuals .....	5
Team Regional, Conference Championships.....	7
NCAA Appearances .....	9
Coach of the Year Honors .....	10
Individual National Honors .....	10
Retired Jerseys .....	11

## ALL AMERICA HONORS

Baseball .....	12
Basketball (Men's).....	13
Basketball (Women's).....	14
Cross Country (Men's and Women's).....	15
Football.....	16
Golf (Men's and Women's) .....	17
Soccer.....	18
Softball.....	18
Tennis (Men's and Women's) .....	19
Track & Field (Men's - Indoor and Outdoor).....	20
Track & Field (Women's - Indoor and Outdoor).....	22
Volleyball .....	24

## SPECIAL AWARDS

Big 12 Postgraduate Scholarship Recipients.....	25
Dr. Gerald Lage Award/TECHspy Award .....	25
Jeannine McHaney Scholar-Athletes.....	26
Hall of Fame Honors, Coaches .....	27
Texas Tech Hall of Honor/Fame .....	28

## RECORDS BOOKS

Baseball .....	30
Basketball (Men's).....	62
Basketball (Women's).....	95
Cross Country (Men's).....	117
Cross Country (Women's) .....	121
Football.....	124
Golf (Men's) .....	159
Golf (Women's) .....	165
Soccer.....	170
Softball.....	183
Tennis (Men's) .....	202
Tennis (Women's).....	218
Track & Field, Indoor and Outdoor (Men's).....	233
Track & Field, Indoor and Outdoor (Women's).....	240
Volleyball .....	245

## MISSION STATEMENT

To Educate, Serve and Grow FEARLESS CHAMPIONS

## THE 2014-2015 TEXAS TECH ATHLETICS RECORDS BOOK

*is a production of the* Texas Tech Athletics Communications Office  
6th St. and Boston Ave. • Box 43021 • Lubbock, Texas 79409

For corrections, additions or suggestions:  
(806) 742-2770 • blayne.beal@ttu.edu

## NOTE ABOUT THIS EDITION

Information about Texas Tech, our traditions, history, and leadership, along with in-season sport-specific records, supplemental facts, notes and more detailed records, are available at our Texas Tech Athletics website throughout the year.

**WWW.TEXASTECH.COM**

## TWITTER

Follow Texas Tech Athletics through Twitter for scores, stats and record-breaking information during any season of competition.

@TechAthletics | General feed of Texas Tech Athletics  
@TechGameday | Live score updates, play-by-play  
@TravisCram | multimedia for Athletics Communications  
@Courtney\_Davis | multimedia for Athletics Communications

Baseball.....	@ScottLacefield
Basketball (Men's) .....	@tlhilburn
Basketball (Women's).....	@TravisCram
Cross Country (Men's).....	@BlakeZ_TTU
Cross Country (Women's).....	@BlakeZ_TTU
Football.....	@blaynebeal, @ScottLacefield, @matt_dowdy
Golf (Men's).....	@blaynebeal
Golf (Women's).....	@TravisCram
Soccer .....	@matt_dowdy
Softball.....	@matt_dowdy
Tennis (Men's).....	@tlhilburn
Tennis (Women's).....	@tlhilburn
Track & Field, Indoor and Outdoor (Men's).....	@BlakeZ_TTU
Track & Field, Indoor and Outdoor (Women's) .....	@BlakeZ_TTU
Volleyball.....	@BlakeZ_TTU


For all other social media information please refer to the Texas Tech Website at: <http://www.texastech.com/marketing/socialmedia.html>.

*Note, in the electronic version of this document all links are live.*

## TEXAS TECH ATHLETICS STYLE GUIDE

### OFFICIAL MARK

The official mark is the Double T, shown here in the 1-color version. In 1994, Texas Tech University partnered with the Collegiate Licensing



ing Company to manage the licensing program and to establish a foundation for promoting and protecting the use of the university trademarks. Texas Tech University has registered the names, logos and trademarks of the university with the U.S. Office of Patent and Trademarks ([www.uspto.gov](http://www.uspto.gov)) and the State of Texas. Policies and procedures have been developed to license the use of the marks. The Assistant Athletic

Director - External Operations along with the Collegiate Licensing Company (CLC) administers the licensing program.

The following marks are federally registered in the name of Texas Tech University and should be represented with a registration symbol (®):

Verbiage - Texas Tech University  
Logo - Three-dimensional Double T  
Raider Red character  
Wreck'em Tech  
Raiderland

The following marks are registered with the State of Texas in the name of Texas Tech University and should be represented with a TM:

**Verbiage:** Texas Tech, Red Raiders, Texas Tech Red Raiders, Lady Raiders, Texas Tech Lady Raiders and Red Raider Club

**Logos:** Texas Tech University, Texas Tech, Texas Tech Red Raiders, Lady Raiders, Texas Tech University and face of masked rider, Double T and masked rider, One-dimensional Double T (old design), Three-dimensional Double T with Texas Tech Red Raiders, Three-dimensional Double T with Texas Tech Lady Raiders, Red Raiders with side view of masked rider on horse, Raiders Rojos with side view of masked rider on horse, Front view of masked rider on horse, Lil' Red Raider with masked rider on horse, Texas Tech University System Seal, Texas Tech University Seal.

For information relating to the licensing program:  
Paige Holland

Director -Digital Media | Licensing | Special Projects  
(806) 742-1195 • [paige.holland@ttu.edu](mailto:paige.holland@ttu.edu)

### COLORS

The official colors of Texas Tech are scarlet (red) and black.  
PMS 485c | Process Black | Cool Gray 5 (accent color)

### NICKNAME

The official nickname of Texas Tech is the Red Raiders. At no time is it appropriate to refer to any team as the Raiders.

The Women's Basketball team is the only squad at Texas Tech which may properly be referred to as the "Lady Raiders" as the official nickname is the Red Raiders.

However, for sports where there is both a men's and women's program and one needs to make a distinction between the genders, it is appropriate to refer to a women's team as the Lady Raiders, but the name of the sport should always follow unless one is referring to the Women's Basketball team. For example, it is the Lady Raiders Cross Country team, Lady Raiders Golf team, Lady Raiders Tennis team and Lady Raiders Track & Field teams (both indoor or outdoor), while a reference to the "Lady Raiders" without a sport following it would mean Women's Basketball only.

As there is no male squad counterpart for Soccer, Softball or Volleyball, those sports teams should correctly be referred to as the Red Raiders.

### MASCOT

The official mascot of Texas Tech is the Masked Rider. The Masked Rider, a worldwide symbol of the strength and prestige of Texas Tech University, was recently named by the *Associated Press* as the ninth-best mascot in college football.

Raider Red was created from a drawing by the late Lubbock cartoonist Dirk West as an alternative to the Masked Rider and is a public relations mascot who shakes hands with the crowds at athletic events and poses for pictures.

# NCAA TEAM CHAMPIONSHIPS

## WOMEN'S BASKETBALL, 1993


**HEAD COACH:** Marsha Sharp

**PLAYERS:** Michi Atkins  
Cynthia Clinger  
Patrice Conwright  
Janice Farris  
Nikki Heath  
Noel Johnson  
Diana Kersey  
Krista Kirkland  
Kim Pruitt  
Stephanie Scott  
Sheryl Swoopes  
Michelle Thomas  
Melinda White

**ASSISTANT COACHES:** Linden Weese,  
Roger Reding,  
Terri Meyer Weldon (GA)

**ATHLETIC TRAINER:** Natalie Steadman

**MANAGER:** Lance White



1992-93

Record: 31-3/13-1 SWC

National Champions

Day	Site	Opponent	Result	Score
<b>Exhibition</b>				
11/23	H	Athletes in Action	W	73-70
<b>Regular Season</b>				
12/1	R	Stanford	L	65-72
<b>Lady Raider Classic V</b>				
12/5	H	UT-Pan Am	W	79-36
12/6	H	NW Louisiana St.	W	91-67
12/10	H	New Mexico	W	96-38
12/20	H	San Diego Univ.	W	99-56
12/21	H	Louisiana Tech	W	74-71
<b>Pepsi/Church's Classic, Miami, Fla.</b>				
12/28	N	Oklahoma	W	93-56
12/29	N	Florida Int.	W	70-66
12/30	R	Miami (OT)	W	75-74
<b>SWC/Pac 10 Challenge, Austin</b>				
1/2	N	Washington	W	90-74
1/8	R	Utah	L	55-72
1/11	H	SW Texas State	W	78-47
1/13	H	Houston*	W	93-41
1/16	R	SMU*	W	100-64
1/20	H	Texas*	L	75-76
1/27	H	Rice*	W	101-48
1/30	R	TCU*	W	111-65
2/3	H	Texas A&M*	W	91-68
2/6	R	Baylor*	W	96-76
2/10	R	Houston*	W	88-70
2/13	H	SMU*	W	83-78
2/17	R	Texas*	W	76-66
2/24	R	Rice*	W	89-54
2/27	H	TCU*	W	103-74
3/3	R	Texas A&M*	W	89-59
3/6	H	Baylor*	W	104-72
<b>SWC Tourney, Dallas (SMU/Reunion)</b>				
3/10	N	TCU	W	107-50
3/11	N	Baylor	W	91-67
3/13	N	Texas	W	78-71
<b>NCAA West Region, Second Round</b>				
3/20	H	Washington	W	70-64
<b>NCAA West Regional, Missoula, Mont.</b>				
3/25	N	Southern California	W	87-67
3/27	N	Colorado	W	79-54
<b>NCAA Final Four, Atlanta, Ga.</b>				
4/3	N	Vanderbilt	W	60-46
4/4	N	Ohio State	W	84-82

Awards presented in this section are national in scope as of August 2014. Please see each sport's "Honors and Awards" sections for other sport-specific honors and for complete information. Check with each sport's website information at [www.texastech.com](http://www.texastech.com). Most complete and up-to-date records books will be found there.



## NCAA INDIVIDUAL CHAMPIONS

Kennedy Kithuka	5000M; M's Indoor Track & Field	2014	Sally Kipyego	W's Cross Country	2008
Bryce Lamb	Triple Jump; M's Indoor Track & Field	2014	Sally Kipyego	10,000M; W's Outdoor Track & Field	2007
Kennedy Kithuka	M's Cross Country	2012	Sally Kipyego	5,000M; W's Indoor Track & Field	2007
Kennedy Kithuka	5000M; M's Indoor Track & Field	2012	Sally Kipyego	3,000M; W's Indoor Track & Field	2007
Bryce Lamb	Triple Jump; M's Indoor Track & Field	2012	Sally Kipyego	W's Cross Country	2007
Julian Wruck	Discus; M's Outdoor Track & Field	2011	Sally Kipyego	W's Cross Country	2006
D'Andra Carter	Discus; W's Outdoor Track & Field	2009	Jonathan Johnson	800M; M's Outdoor Track & Field	2006
Sally Kipyego	5,000M; W's Indoor Track & Field	2009	Leigh Daniel	10,000M; W's Outdoor Track & Field	1999
Sally Kipyego	5,000M; W's Outdoor Track & Field	2008	Leigh Daniel	5,000M; W's Indoor Track & Field	1999
Sally Kipyego	5,000M; W's Indoor Track & Field	2008			

### BIG 12 INDIVIDUAL CHAMPIONS

Bradley Adkins	Men's Outdoor Track & Field	2014	Bryce Lamb	Long Jump	
	High Jump			Men's Indoor Track & Field	2010
Shujaa Benson	Men's Outdoor Track & Field	2014	Purity Biwott	Triple Jump	
	Long Jump			Women's Indoor Track & Field	2010
Kennedy Kithuka	Men's Outdoor Track & Field	2014	Caroline Karunde	800M	
	10,000-meters			Women's Indoor Track & Field	2010
4x400 Relay	Women's Indoor Track & Field	2014	Distance Medley	Mile	
Montenae Roye-Speight, Cierra White, Christen Rivers, Amoy Blake			Gladys Kipsang, Taylor Evans, Purity Biwott, Caroline Karunde	Women's Indoor Track & Field	2010
Bryce Lamb	Men's Outdoor Track & Field	2013	D'Andra Carter	Women's Outdoor Track & Field	2009
	Long Jump			Discus	
Nick Rivera	Men's Outdoor Track & Field	2013	Patience Knight	Women's Outdoor Track & Field	2009
	800M			Shot Put	
Cierra White	Women's Outdoor Track & Field	2013	Sandra Iwunze	Women's Outdoor Track & Field	2009
	100M			400M Hurdles	
Kennedy Kithuka	Men's Indoor Track & Field	2013	Harrison Benjamin	Men's Outdoor Track & Field	2009
	3000M			Shot Put	
Kennedy Kithuka	Men's Indoor Track & Field	2013	Omo Osaghae	Men's Outdoor Track & Field	2009
	5000M			110M Hurdles	
Nick Rivera	Men's Indoor Track & Field	2013	Gil Roberts	Men's Outdoor Track & Field	2009
	800M			400M	
Kennedy Kithuka	M's Cross Country	2012	Gil Roberts	Men's Indoor Track & Field	2009
Bryce Brown	Men's Outdoor Track & Field	2011		400M	
	400M Hurdles		Omo Osaghae	Men's Indoor Track & Field	2009
Ifeatu Okafor	Women's Outdoor Track & Field	2011		60M	
	Shot Put		Sally Kipyego	Women's Indoor Track & Field	2009
Omo Osaghae	Men's Outdoor Track & Field	2011		3,000M	
	110M Hurdles		Lilliand Badaru	Women's Indoor Track & Field	2009
Julian Wruck	Men's Outdoor Track & Field	2011		5,000M	
	Discus		Distance Medley	Women's Indoor Track & Field	2009
Kelly Closse	Women's Indoor Track & Field	2011	Gladys Kipsang, Jonisha Boleware, Asia Diaz, Sally Kipyego		
	Weight Throw		Patience Knight	Women's Indoor Track & Field	2009
Kyal Meyers	Men's Indoor Track & Field	2011		Shot Put	
	Pole Vault		Irene Kimaiyo	Women's Outdoor Track & Field	2008
Gil Roberts	Men's Indoor Track & Field	2011		3K Steeple	
	400M		Sally Kipyego	Women's Outdoor Track & Field	2008
Darrell Roddick	Men's Indoor Track & Field	2011		1500M	
	Triple Jump		Sally Kipyego	Women's Outdoor Track & Field	2008
Rose Tanui	Women's Cross Country	2010		5,000M	
Bryce Brown	Men's Outdoor Track & Field	2010	D'Andra Carter	Women's Outdoor Track & Field	2008
	400M Hurdles			Discus	
Shade Weygandt	Women's Outdoor Track & Field	2010	Patience Knight	Women's Outdoor Track & Field	2008
	Pole Vault			Shot Put	
Chris Ward	Men's Golf	2010	Sandra Iwunze	Women's Outdoor Track & Field	2008
Shade Weygandt	Women's Indoor Track & Field	2010		400M Hurdles	
	Pole Vault		Mike Cast	Men's Outdoor Track & Field	2008
LaToy Williams	Men's Indoor Track & Field	2010		Javelin	
Bryce Lamb	Men's Indoor Track & Field	2010	Shawon Harris	Men's Outdoor Track & Field	2008
				110M Hurdles	

**BIG 12 INDIVIDUAL CHAMPIONS (CONT.)**

Shawon Harris	Men's Indoor Track & Field 60M Hurdles	2008	Jonathan Johnson	Men's Outdoor Track & Field 800M	2004
Julius Walker	Men's Indoor Track & Field 60M	2008	Bryan Scott	Men's Outdoor Track & Field 400M Hurdles	2004
Sally Kipyego	Women's Indoor Track & Field Mile	2008	Aki Heikkinen	Men's Outdoor Track & Field Decathlon	2004
Sally Kipyego	Women's Indoor Track & Field 3,000M	2008	Bobby Most	Men's Outdoor Track & Field Pole Vault	2003
Patience Knight	Women's Indoor Track & Field Shot Put	2008	Jonathan Johnson	Men's Outdoor Track & Field 800M	2003
Julianne Kennedy	Women's Indoor Track & Field Pentathlon	2008	Chad Pharis	Men's Outdoor Track & Field High Jump	2003
Sally Kipyego	Women's Outdoor Track & Field 1500M	2007	Jonathan Johnson	Men's Outdoor Track & Field 800M	2002
Sally Kipyego	Women's Outdoor Track & Field 5,000M	2007	Tiffany Green	Women's Outdoor Track & Field 200M	2002
Kevin Chelimo	Men's Outdoor Track & Field 10,000M	2007	4x100M Relay	Men's Outdoor Track & Field	2002
Zach Glavash	Men's Outdoor Track & Field 800M	2007	<b>Albert Booker, Julieon Raeburn, Ivory McCann, Carlos Francis</b>	Distance Medley	2002
Marlon Odom	Men's Outdoor Track & Field 110M Hurdles	2007	<b>Katie Lyman, Licretia Sibley, Brionne Yosten, Shannon Spaulding</b>		
Jamie Robinson	Men's Outdoor Track & Field Javelin	2007	Leigh Daniel	Women's Outdoor Track & Field 10,000M	2001
Bryan Scott	Men's Outdoor Track & Field 400M Hurdles	2007	Tiffany Green	Women's Outdoor Track & Field 100M	2001
Marlon Odom	Men's Indoor Track & Field 60M Hurdles	2007	Tiffany Green	Women's Outdoor Track & Field 200M	2001
Julianne Kennedy	Women's Indoor Track & Field Pentathlon	2007	Gez Yossef,	Men's Indoor Track & Field Mile	2001
Sally Kipyego	Women's Indoor Track & Field Mile	2007	Leigh Daniel	Women's Indoor Track & Field 3,000M	2000
Sally Kipyego	Women's Indoor Track & Field 3,000M	2007	Leigh Daniel	Women's Indoor Track & Field 5,000M	2000
Irene Kimaiyo	Women's Indoor Track & Field 5,000M	2007	Leigh Daniel	Women's Outdoor Track & Field 5,000M	1999
Distance Medley	Women's Indoor Track & Field	2007	Leigh Daniel	Women's Outdoor Track & Field 3,000M	1999
<b>Asia Diaz, Louis Cox, Gladys Kipsang, Sally Kipyego</b>			Leigh Daniel	Women's Indoor Track & Field 5,000M	1999
Althea Chambers	Women's Outdoor Track & Field 800M	2006	Evette Turner	Women's Indoor Track & Field Mile	1998
Marlon Odom	Men's Outdoor Track & Field 110M Hurdles	2006	Josephus Howard,	Men's Outdoor Track & Field 200M	1997
Althea Chambers	Women's Indoor Track & Field 800M	2006	Amber Affeldt	Women's Outdoor Track & Field 800M	1997
Shereefa Lloyd	Women's Outdoor Track & Field 400M	2005	Josephus Howard	Men's Indoor Track & Field 200M	1997
Tyree Gales	Men's Outdoor Track & Field 200M	2005			
Jonathan Johnson	Men's Outdoor Track & Field 800M	2005			
Marlon Odom	Men's Outdoor Track & Field 110M Hurdles	2005			
Bryan Scott	Men's Outdoor Track & Field 400M Hurdles	2005			
Andrae Williams	Men's Indoor Track & Field 600 yard	2005			
Licretia Sibley	Women's Indoor Track & Field 400M	2005			
Lacy Wilson	Women's Indoor Track & Field High Jump	2005			

**TEAM CHAMPIONSHIPS / BIG 12 CHAMPIONSHIPS**

**NCAA SUPER REGIONAL CHAMPIONSHIPS**

Baseball 2014

**NCAA REGIONAL CHAMPIONSHIPS**

Baseball 2014  
 Men's Golf 2010  
 Women's Cross Country 2008  
 Women's Basketball 1993

**BIG 12 TEAM CHAMPIONSHIPS**

Men's Outdoor Track & Field 2014  
 Women's Tennis 2013  
 Women's Tennis 2012  
 Women's Cross Country 2009  
 Women's Cross Country 2008  
 Men's Outdoor Track & Field 2005  
 Women's Basketball 2000  
 Women's Basketball 1999  
 Women's Basketball 1998  
 Baseball 1997

**BIG 12 TOURNAMENT CHAMPIONSHIPS**

Women's Basketball 1999  
 Baseball 1998  
 Women's Basketball 1998



**SOUTHWEST CONFERENCE TEAM CHAMPIONSHIPS**

Women's Basketball	1996
Men's Basketball	1996
Men's Golf	1996
Women's Basketball	1995
Men's Basketball (Co-Champions)	1995
Baseball	1995
Football (Co-Champions)	1994
Women's Basketball	1994
Women's Basketball	1993
Women's Basketball	1992
Men's Basketball	1985
Football (Co-Champions)	1976
Men's Basketball	1973
Men's Golf	1971
Men's Basketball (Co-Champions)	1962
Men's Basketball	1962
Men's Golf	1959

**SOUTHWEST CONFERENCE TOURNAMENT CHAMPIONSHIPS**

Men's Basketball	1996
Women's Basketball	1995
Baseball	1995
Women's Basketball	1993
Men's Basketball	1993
Women's Basketball	1992
Men's Basketball	1986
Men's Basketball	1985
Men's Basketball	1976

**SOUTHWEST CONFERENCE INDIVIDUAL CHAMPIONS**

<b>Brian Novoa</b>	Men's Golf	1996
<b>Tim James</b>	Men's Outdoor Track & Field Pole Vault	1994
<b>Tim James</b>	Men's Indoor Track & Field Pole Vault	1994
<b>Kent Deville</b>	Men's Outdoor Track & Field High Jump	1993
<b>Rodgiro Zelaya</b>	Men's Outdoor Track & Field Javelin	1993
<b>Jeff Meyers</b>	Men's Outdoor Track & Field Pole Vault	1992
<b>Rodgiro Zelaya</b>	Men's Outdoor Track & Field Javelin	1992
<b>Tony Walton</b>	Men's Outdoor Track & Field Long Jump	1991
<b>Tony Walton</b>	Men's Indoor Track & Field Long Jump	1991
<b>Brit Pursley</b>	Men's Outdoor Track & Field Pole Vault	1990
<b>Amanda Banks</b>	Women's Outdoor Track & Field Triple Jump	1989
<b>Amanda Banks</b>	Women's Outdoor Track & Field Triple Jump	1988
<b>Devon Dixon</b>	Men's Indoor Track & Field Triple Jump	1988
<b>Keith Stubblefield</b>	Men's Indoor Track & Field 60 yard	1987
<b>Joseph Pugh</b>	Men's Outdoor Track & Field 400M Hurdles	1985
<b>Maria Medina</b>	Women's Indoor Track & Field Mile	1985

<b>Tony Gamble</b>	Men's Outdoor Track & Field 800M	1984
<b>Maria Medina</b>	Women's Outdoor Track & Field 1500M	1984
<b>Wilfred Sang</b>	Women's Outdoor Track & Field Steeplechase	1983
<b>James Mays</b>	Men's Outdoor Track & Field 800M	1980
<b>James Mays</b>	Men's Indoor Track & Field 776 yard* (*=	1979
<b>Jim MacAndrew</b>	Men's Indoor Track & Field Long Jump	1978
Distance Medley	Men's Indoor Track & Field	1976
<b>McCormick, Mays, Pendelton, Freeman</b>		
<b>Russell Durham</b>	Men's Outdoor Track & Field Javelin	1968
<b>Ronnie Mercer</b>	Men's Outdoor Track & Field Shot Put	1968
<b>Robert McKinney</b>	Men's Golf	1967
4x100M	Men's Outdoor Track & Field	1967
<b>Golden, Hardy, Parrish, Jones</b>		
<b>Ronald Davis</b>	Men's Outdoor Track & Field 3 Mile	1965
<b>Chris Blocker</b>	Men's Golf	1961
<b>James Lenard</b>	Men's Outdoor Track & Field Pole Vault	1959
<b>James Pettit</b>	Men's Outdoor Track & Field Low Hurdles	1959
<b>W. L. Thornton</b>	Men's Outdoor Track & Field High Jump	1960

**BORDER CONFERENCE TEAM CHAMPIONSHIPS**

Men's Basketball	1956
Football	1955
Men's Basketball (Co Champions)	1955
Football	1954
Men's Basketball	1954
Football	1953
Football	1951
Men's Tennis	1950
Football	1949
Football	1948
Football	1947
Football	1942
Football	1937
Men's Basketball	1935
Men's Basketball	1934
Men's Basketball	1933

**BORDER CONFERENCE INDIVIDUAL CHAMPIONS**

A.J. Broyles	Men's Tennis, Singles	1950
--------------	-----------------------	------

**NCAA TOURNAMENT APPEARANCES***(Baseball, Men's / Women's Basketball, Soccer, Softball, Men's / Women's Tennis and Volleyball)*

Baseball: 1995, 1996, 1997, 1998, 1999, 2000, 2001, 2002, 2004, 2014

M Basketball: 1954, 1956, 1961, 1962, 1973, 1976, 1985, 1986, 1993, 1996v, 2002, 2004, 2005, 2007 (v = vacated)

W Basketball: 1984, 1986, 1990, 1991, 1992, 1993, 1994, 1995, 1996, 1997, 1998, 1999, 2000, 2001, 2002, 2003, 2004, 2005, 2012, 2013

Soccer: 2012, 2013

Softball: 1999, 2001, 2010, 2011, 2012

M Tennis: 1994, 1996, 1997, 1998, 1999, 2005, 2007, 2008, 2009, 2010, 2011, 2012, 2014

W Tennis: 2012, 2013, 2014

Volleyball: 1990, 1991, 1992, 1995, 1996, 1998, 2000, 2001

**NCAA REGIONAL APPEARANCES***(Men's / Women's Golf)*

(See "NCAA Tournament Appearances" for Baseball, Softball)

M Golf: 1992, 1995, 1996, 2002, 2003, 2004, 2005, 2006, 2007, 2008, 2009, 2010, 2011, 2012, 2013, 2014

W Golf: 1993, 1994, 1996, 1997, 1999, 2000, 2001, 2004, 2005, 2008, 2010, 2011, 2012, 2013, 2014

**AIAW TOURNAMENT APPEARANCES**

Championship events for women held prior to 1982

*(Women's Basketball and Volleyball)*

W Basketball: 1978, 1979, 1980

Volleyball: 1975, 1976, 1977, 1978, 1979, 1980, 1981

**NCAA CHAMPIONSHIP APPEARANCES***(Men's / Women's Cross Country, Men's / Women's Golf, Men's / Women's Track & Field)*

W Cross Country: 2006, 2007, 2008, 2009, 2010

M Golf: 1956, 1959, 1960, 1976, 2002, 2006, 2007, 2009, 2010

W Golf: 1996

M Indoor Track &amp; Field:

1981, 1982, 1983, 1984, 1985, 1986, 1987, 1988, 1989, 1990, 1991, 1992, 1993, 1994, 1997, 1998, 2000, 2001, 2002, 2003, 2005, 2006, 2007, 2008, 2009, 2010, 2011, 2012, 2013, 2014

W Indoor Track &amp; Field:

1989, 1994, 2000, 2002, 2003, 2004, 2005, 2006, 2007, 2008, 2009, 2010, 2011, 2012, 2013

M Outdoor Track &amp; Field:

1980, 1981, 1982, 1984, 1985, 1986, 1987, 1988, 1989, 1990, 1991, 1992, 1993, 1994, 1997, 2002, 2003, 2004, 2005, 2006, 2007, 2008, 2009, 2010, 2011, 2012, 2013, 2014

W Outdoor Track &amp; Field:

1982, 1989, 1994, 1999, 2001, 2002, 2003, 2004, 2005, 2006, 2007, 2008, 2009, 2010, 2011, 2012, 2013, 2014

**NCAA SWEET 16 APPEARANCES***(Men's / Women's Basketball, Soccer, Men's / Women's Tennis, Volleyball)*

M Basketball: 1961, 1962, 1976, 1996v, 2005 (v=vacated)

W Basketball: 1992, 1993, 1994, 1995, 1996, 1999, 2000, 2001, 2002, 2003, 2005

M Tennis: 2005

Volleyball: 1990, 1991, 1995

**NCAA SUPER REGIONAL APPEARANCES***(Baseball, Softball)*

Baseball 2014

**NCAA ELITE EIGHT APPEARANCES***(Men's / Women's Basketball, Soccer, Volleyball)*

W Basketball: 1993, 1995, 2000, 2003

**NCAA FINAL FOUR APPEARANCES***(Men's / Women's Basketball, Soccer, Volleyball)*

W Basketball 1993

**NCAA COLLEGE WORLD SERIES APPEARANCES***(Baseball, Softball)*

Baseball: 2014

**NATIONAL COACH OF THE YEAR**

Tim Tadlock	Baseball	2014
Mike Leach	Football	2008
Jeff Mitchell	Women's Golf	1996
Marsha Sharp	Women's Basketball	1994
Marsha Sharp	Women's Basketball	1993
Jeff Mitchell	Women's Golf	1993

**BIG 12 CONFERENCE COACH OF THE YEAR**

Todd Petty	Women's Tennis	2012
Todd Petty	Women's Tennis	2011
Jon Murray	Cross Country	2010
Jon Murray	Cross Country	2009
Jon Murray	Cross Country	2008
Mike Leach	Football	2008
Tim Siegel	Men's Tennis	2008
Tim Siegel	Men's Tennis	2005
Marsha Sharp	Women's Basketball	1999
Marsha Sharp	Women's Basketball	1998
Larry Hays	Baseball	1997

**SOUTHWEST CONFERENCE COACH OF THE YEAR**

Tommy Wilson	Men's Golf	1996
James Dickey	Men's Basketball	1996
Marsha Sharp	Women's Basketball	1995
Larry Hays	Baseball	1995
Spike Dykes	Football	1994
Marsha Sharp	Women's Basketball	1994
Spike Dykes	Football	1993
Marsha Sharp	Women's Basketball	1993
Marsha Sharp	Women's Basketball	1992
James Dickey	Men's Basketball	1992
Marsha Sharp	Women's Basketball	1991
Mike Jones	Volleyball	1990
Spike Dykes	Football	1989
Donna Martin	Volleyball	1987
Janice Hudson	Volleyball	1984
Marsha Sharp	Women's Basketball	1983
Steve Sloan	Football	1976
Jim Carlen	Football	1973
Butch Mitchell	Men's Golf	1971
Jim Carlen	Football	1970
J.T. King	Football	1965
Jay McClure	Men's Golf	1959

**NATIONAL PLAYER/ATHLETE OF THE YEAR**

Kennedy Kithuka	Men's Cross Country	2013
Graham Harrell	Football	2008
Sally Kipyego	Women's Outdoor Track & Field	2008
Sally Kipyego	Women's Indoor Track & Field	2008
Sally Kipyego	Women's Cross Country	2008
Michael Crabtree	Football	2007
Sally Kipyego	Women's Cross Country	2007
Sally Kipyego	Women's Cross Country	2006
Sheryl Swoopes	Women's Basketball	1993

**DOAK WALKER AWARD**

(Presented annually to the nation's top running back)

Byron Hanspard	Football	1996
Byron Morris	Football	1993

**FRED BILETNIKOFF AWARD WINNER**

(Presented to the nation's top receiver)

Michael Crabtree	Football	2008
Michael Crabtree	Football	2007

**JOHNNY UNITAS GOLDEN ARM AWARD**

(Presented to the nation's top quarterback)

Graham Harrell	Football	2008
----------------	----------	------

**SAMMY BAUGH TROPHY**

(Presented to the nation's top quarterback by the Touchdown Club of Columbus)

Graham Harrell	Football	2007
B.J. Symons	Football	2003
Kliff Kingsbury	Football	2002

**PAUL WARFIELD TROPHY**

(Presented to the nation's top receiver by the Touchdown Club of Columbus)

Michael Crabtree	Football	2008
Michael Crabtree	Football	2007

**AFCA GOOD WORKS TEAM**

(Honoring college football student-athletes and their contributions to their communities)

2008	Brian Duncan	Linebacker
1998	Montae Reagor	Defensive End
1997	Dane Johnson	Defensive Back

**NFF/COLLEGE FOOTBALL HALL OF FAME****POST-GRADUATE SCHOLARSHIP**

2008	Graham Harrell	Quarterback
2002	Kliff Kingsbury	Quarterback

**FOOTBALL'S NCAA POST-GRADUATE SCHOLARSHIP**

(Presented annually to student-athletes who excel off the field)

1996	Field Scovell	Receiver
1990	Thomas Mathiasmeier	Quarterback
1985	Bradford White	
1978	Richard Arledge	
1975	Jeffrey Jobe	
1968	John Scovell	Quarterback
1965	James Ellis, Jr.	

**MEN'S BASKETBALL'S NCAA POST-GRADUATE SCHOLARSHIP**

1985	Bubba Smith
1986	Tobin Doda

**NCAA WOMAN OF THE YEAR**

Ifeatu Okafor	Women's Track & Field	2014
---------------	-----------------------	------

**ARTHUR ASHE JR. SPORTS SCHOLAR AWARD FINALIST**

Ifeatu Okafor (Women's Track and Field)	2013
---	------

**NCAA ETHNIC MINORITY ENHANCEMENT PROGRAM POST-GRADUATE SCHOLARSHIP**

Sarah Ellison (Soccer)	2013
------------------------	------

**NCAA STUDENT-ATHLETE LEADERSHIP FORUM**

Brittany Talley (Softball)	2013
----------------------------	------

**VERIZON ACADEMIC PLAYER OF THE YEAR**

(Presented annually by CoSIDA to the nation's top academic student-athlete in each sport.)

YEAR	PLAYER	POSITION
2002	Kliff Kingsbury	Quarterback

**STREET & SMITH'S 50TH ANNIVERSARY TEAM**

YEAR	PLAYER	POSITION
1960	E.J. Holub	Center

**HONDA AWARD SPORT WINNER**

*(Awarded to the nation's best female athlete in each sport; an overall winner earns the Honda-Broderick Cup. The single sport award is formerly known as the Broderick Award or the Honda-Broderick Award.)*

Sally Kipyego	Women's Cross Country	2008
Sally Kipyego	Women's Cross Country	2007
Sally Kipyego	Women's Cross Country	2006

**HONDA INSPIRATION AWARD WINNER**

*(Honors an outstanding female athlete's perseverance in the face of extreme obstacles, such as life-threatening illness.)*

Patience Knight	Women's Outdoor Track & Field	2009
-----------------	-------------------------------	------

**RETIRED JERSEYS AT TEXAS TECH**

*(Baseball, Men's / Women's Basketball, Football, Soccer, Softball, Volleyball)*

**Baseball**

Larry Hays (Head Coach) – #27	1987-2008
Clint Bryant – #23	1993-96
Brooks Wallace – #22 1977-80	
Kal Segrist – #24	1968-83

**Men's Basketball** (the jersey numbers are still in use, but honorary "retired jersey" banners appear in the arena)

Polk Robison – #1	1930-1977
Gerald Myers – #22	1957-2010

**Women's Basketball**

Sheryl Swoopes – #22	1991-93
Krista Kirkland-Gerlich – #21	1989-93
Carolyn Thompson – #44	1980-84

**Football**

Donny Anderson – #44	1963-65
Dave Parks – #81	1961-63

**Softball**

Amanda Renfro – #15	1998-2001
---------------------	-----------

**Volleyball**

Jill Burness – #16	1995-96
--------------------	---------

**ALL-AMERICA HONORS - BASEBALL****ABCA (BASEBALL COACHES ASSOCIATION)**

2004	Josh Brady (First team)
2004	Cameron Blair (Third team)
1999	Josh Bard (First team)
1998	Josh Bard (First team)
1998	Shane Wright (First team)
1998	Keith Ginter (Third team)
1997	Keith Ginter (First team)
1997	Jason Gooding (First team)
1997	Joe Dillon (Second team)
1996	Clint Bryant (First Team)
1995	Jason Totman (First Team)
1994	Ryan Nye (First team)
1984	John Grimes (Second Team)
1983	Jimmy Zachry (Second Team)
1982	Bobby Kohler (Second Team)
1980	Bobby Kohler (Second Team)
1977	Gary Ashby (Second Team)
1976	Ron Mattson (Second Team)
1972	Doug Ault (First Team)
1972	Barry Hoffpaur (Second Team)
1972	Ruben Garcia (Third Team)

**BASEBALL AMERICA ALL-AMERICA**

2012	Jamodrick McGruder (Second Team)
2004	Josh Brady (Second team)
1999	Josh Bard (First team)
1998	Shane Wright (Third team)
1998	Josh Bard (Third team)
1997	Joe Dillon (Second team)
1997	Keith Ginter (Second team)
1997	Jason Gooding (Second team)
1996	Matt Kastelic (First team)
1995	Clint Bryant (First team)
1994	Ryan Nye (Second team)

**COLLEGIATE BASEBALL ALL-AMERICA**

2005	Cameron Blair (Third team)
2004	Cameron Blair (Third team)
1999	Josh Bard (Third team)
1998	Shane Wright (First team)
1998	Josh Bard (Third team)
1998	Keith Ginter (Third team)
1997	Keith Ginter (First team)
1997	Jason Gooding (First team)
1997	Joe Dillon (Second team)
1996	Matt Kastelic (First team)
1996	Clint Bryant (Second team)
1996	Matt Miller (Third team)
1996	Matt Kastelic (First Team)
1996	Clint Bryant (Second Team)
1995	Clint Bryant (First Team)
1995	Jason Totman (First Team)
1991	Mark Brandenburg (Third Team)

**NCBWA (NATIONAL COLLEGIATE BASEBALL WRITERS ASSOCIATION) ALL-AMERICA**

2012	Jamodrick McGruder (Third Team)
2011	John Neely (Third team)
2005	Cameron Blair (Third team)
2004	Cameron Blair (Second Team)
1999	Josh Bard (First team)
1999	Shane Wright (Second team)
1998	Shane Wright (First team)
1998	Josh Bard (First team)
1998	Keith Ginter (Third team)
1997	Joe Dillon (First team)
1997	Keith Ginter (First team)
1997	Jason Gooding (First team)
1997	Josh Bard (Third team)
1996	Clint Bryant (First Team)
1996	Dion Ruecker (Second Team)
1996	Matt Kastelic (Second Team)
1996	Matt Miller (Third Team)
1996	David Lindstrom (Third Team)
1995	Clint Bryant (First Team)
1995	Jason Totman (First Team)
1995	Randy DuRoss (Third Team)
1995	Matt Miller (Honorable Mention)
1995	Dion Ruecker (Honorable Mention)
1994	Ryan Nye (First Team)
1994	Clint Bryant (Honorable Mention)
1994	Saul Bustos (Honorable Mention)
1994	Brandon Welch (Honorable Mention)
1993	Saul Bustos (Second Team)
1993	Travis Driskill (Second Team)
1993	Mike Kinney (Third Team)

**USA TODAY/BASEBALL WEEKLY ALL-AMERICA**

2005	Cameron Blair (Second team)
2004	Josh Brady (Second team)
1998	Shane Wright (Second team)
1994	Ryan Nye (First team)

**THE SPORTING NEWS ALL-AMERICA**

1998	Shane Wright (Second team)
1997	Joe Dillon (First team)
1997	Keith Ginter (First team)
1997	Jason Gooding (First team)

*Please see the Baseball section for a complete list of other all-america honors earned in the history of the Red Raiders.*

## ALL-AMERICA HONORS - MEN'S BASKETBALL

### JOHN R. WOODEN AWARD ALL-AMERICA

2007 Jarrius Jackson  
 2004 Andre Emmett  
 1998 Cory Carr  
 1996 Jason Sasser

### CHIP HILTON PLAYER OF THE YEAR

2005 Ronald Ross

### CONSENSUS ALL-AMERICA

2004 Andre Emmett, First team  
 1996 Jason Sasser

### NABC ALL-AMERICA

#### (NATIONAL ASSOCIATION OF BASKETBALL COACHES)

2004 Andre Emmett, First team

### USBWA ALL-AMERICA

#### (UNITED STATES BASKETBALL WRITERS ASSOCIATION)

2004 Andre Emmett, First team

### AP ALL-AMERICA (ASSOCIATED PRESS)

2007 Jarrius Jackson, Honorable Mention  
 2006 Jarrius Jackson, Honorable Mention  
 2004 Andre Emmett, Second team  
 1998 Cory Carr, Honorable Mention  
 1997 Tony Battie, Honorable Mention  
 1997 Cory Carr, Honorable Mention  
 1996 Jason Sasser, Third Team  
 1995 Jason Sasser, Honorable Mention  
 1993 Will Flemons, Honorable Mention  
 1992 Will Flemons, Honorable Mention  
 1985 Bubba Jennings, Honorable Mention  
 1978 Mike Russell, Honorable Mention  
 1976 Rick Bullock, Honorable Mention  
 1975 Rick Bullock, Honorable Mention  
 1966 Dub Malaise, Honorable Mention  
 1965 Dub Malaise, Honorable Mention  
 1961 Harold Hudgens, Honorable Mention  
 1955 Jim Reed, Honorable Mention

### BASKETBALL TIMES ALL-AMERICA

2005 Ronald Ross, First team  
 1998 Cory Carr, Third team  
 1997 Tony Battie, Second team  
 1996 Jason Sasser, Third team

### HELMS ALL-AMERICA

1978 Mike Russell  
 1977 Mike Russell  
 1976 Rick Bullock  
 1966 Dub Malaise  
 1965 Dub Malaise  
 1962 Harold Hudgens  
 1961 Harold Hudgens  
 1956 Jim Reed  
 1955 Jim Reed  
 1952 Paul Nolen

### THE SPORTING NEWS ALL-AMERICA

2004 Andre Emmett, First team

### MISCELLANEOUS

#### TEXAS ASSOCIATION OF BASKETBALL COACHES

2004 Andre Emmett, Player of the Year  
 1951 Paul Nolen

### COLLEGIATE BASKETBALL AWARD OF EXCELLENCE

2005 Ronald Ross

*Please see the Men's Basketball section for a complete list of other all-america honors earned in the history of the Red Raiders.*



## ALL-AMERICA HONORS - WOMEN'S BASKETBALL

### CONSENSUS ALL-AMERICA (KODAK)

1993 Sheryl Swoopes (unanimous)  
1992 Sheryl Swoopes (unanimous)

### KODAK ALL-AMERICA

2006 LaToya Davis (Hon. mention)  
2003 Jia Perkins (Hon. mention)  
2003 Plenette Pierson (Hon. mention)  
1999 Angie Brazie (First team)  
1998 Alicia Thompson (First team)  
1997 Alicia Thompson (Hon. mention)  
1996 Michi Atkins (Hon. mention)  
1995 Michi Atkins (Hon. mention)  
1995 Connie Robinson (Third team)  
1994 Connie Robinson (Hon. mention)  
1993 Sheryl Swoopes (First team)  
1992 Sheryl Swoopes (First team)  
1982 Carolyn Thompson (Hon. mention)

### AP ALL-AMERICA (ASSOCIATED PRESS)

2003 Jia Perkins (Hon. mention)  
2003 Plenette Pierson (Third team)  
1999 Angie Brazie (Second team)  
1998 Alicia Thompson (First team)  
1997 Alicia Thompson (Hon. mention)  
1996 Michi Atkins (Second team)

### BASKETBALL TIMES ALL-AMERICA

2002 Jia Perkins (Hon. mention)  
1996 Michi Atkins (Second team)  
1995 Connie Robinson (Third team)

### WBB NEWS SERVICE ALL-AMERICA

2001 Plenette Pierson (Second team)  
1999 Angie Brazie (First team)  
1993 Sheryl Swoopes (First team)  
1992 Sheryl Swoopes (First team)  
1982 Carolyn Thompson (Hon. mention)

### USBWA ALL-AMERICA

#### (UNITED STATES BASKETBALL WRITERS ASSOCIATION)

1999 Angie Brazie (First team)  
1998 Alicia Thompson (First team)  
1996 Michi Atkins (First team)  
1993 Sheryl Swoopes (First team)  
1993 Krista Kirkland (Hon. mention)

### MISCELLANEOUS ALL-AMERICA

1999 Angie Brazie (Second team) WBB Journal  
1998 Alicia Thompson (First team) WBB Journal  
1997 Alicia Thompson (Third team) Basketball America  
1996 Michi Atkins (First team) Basketball America  
1996 Michi Atkins (First team) United Press International  
1993 Sheryl Swoopes (First team) Newspaper Ent. Association  
1984 Carolyn Thompson (Second team) Women Sports Found.  
1983 Carolyn Thompson (Hon. mention) Virginian Pilot

*Please see the Women's Basketball section for a complete list of other honors earned in the history of the Lady Raiders.*

**ALL-AMERICA HONORS -  
MEN'S CROSS COUNTRY**

2013 Kennedy Kithuka  
2012 Kennedy Kithuka  
2006 Kevin Chelimo

**ALL-AMERICA HONORS -  
WOMEN'S CROSS COUNTRY**

2011 Rose Tanui  
2010 Purity Biwott  
2010 Winrose Karunde  
2010 Rose Tanui  
2009 Lillian Badaru  
2009 Purity Biwott  
2008 Sally Kipyego  
2008 Lillian Badaru  
2007 Sally Kipyego  
2006 Sally Kipyego  
2006 Irene Kimaiyo  
1999 Leigh Daniel

**ALL-AMERICA HONORS - FOOTBALL****FIRST-TEAM ALL-AMERICANS**

2013	Jace Amaro	Tight End
2008	Michael Crabtree	Wide Receiver
2008	Brandon Carter	Offensive Line
2008	Graham Harrell	Quarterback
2008	Rylan Reed	Offensive Line
2007	Michael Crabtree	Wide Receiver
2005	Dwayne Slay	Free Safety
1988	Montae Reagor	Defensive End
1996	Byron Hanspard	Running Back
1995	Marcus Coleman	Defensive Back
1995	Zach Thomas	Linebacker
1994	Zach Thomas	Linebacker
1993	Byron Morris	Running Back
1992	Lloyd Hill	Wide Receiver
1991	Mark Bounds	Punter
1989	Charles Odiorne	Offensive Tackle
1988	Tyrone Thurman	Kick Returner
1982	Gabe Rivera	Defensive Tackle
1980	Ted Watts	Defensive Back
1977	Dan Irons	Offensive Tackle
1976	Thomas Howard	Linebacker
1973	Andre Tillman	Tight End
1969	Denton Fox	Defensive Back
1968	Kenny Vinyard	Place Kicker
1967	Phil Tucker	Offensive Guard
1965	Donny Anderson	Running Back
1964	Donny Anderson	Running Back
1963	Dave Parks	Split End
1960	E.J. Holub	Center/Linebacker
1959	E.J. Holub	Center/Linebacker
1945	Walter Schlinkman	Offensive Back
1938	A.B. (Abe) Murphy	Offensive Tackle
1938	Leonard Latch	Offensive Tackle
1935	Herschel Ramsey	End

**SECOND-TEAM ALL-AMERICANS**

2009	Brandon Carter	Offensive Line
2001	Kevin Curtis	Free Safety
2000	Kevin Curtis	Strong Safety
1998	Ricky Williams	Running Back
1997	Montae Reagor	Defensive End
1995	Marcus Coleman	Defensive Back
1994	Zach Thomas	Linebacker
1993	Byron Morris	Running Back
1992	Lloyd Hill	Wide Receiver
1991	Tracy Saul	Defensive Back
1989	James Gray	Running Back
1980	Ted Watts	Defensive Back
1974	Ecomet Burley	Offensive Tackle
1972	Donald Rives	Defensive Tackle
1968	Don King	Offensive Line
1966	Larry Gilbert	Tight End
1953	Bobby Cavazos	Running Back
1951	Jerell Price	Offensive Tackle

**THIRD-TEAM ALL-AMERICANS**

2009	Brandon Sharpe	Defensive End
2008	Louis Vasquez	Offensive Guard
2004	Trey Haverty	Inside Receiver
2001	Lawrence Flugence	Linebacker
2001	Aaron Hunt	Defensive End
1998	Ricky Williams	Running Back
1996	Ben Kaufman	Offensive Tackle
1994	Zach Thomas	Linebacker
1991	Tracy Saul	Defensive Back
1989	Charles Odiorne	Offensive Tackle
1986	Brad Hastings	Linebacker
1978	James Hadnot	Full Back
1953	Bobby Cavazos	Running Back

**HONORABLE MENTION ALL-AMERICANS**

1995	Byron Hanspard	Running Back
1985	Carl Carter	Defensive Back
1985	Brad Hastings	Linebacker
1984	Dwayne Jiles	Linebacker
1982	Ricky Gann	Kicker
1980	Renie Baker	Split End
1980	James Giles	Defensive Tackle
1980	Tate Randle	Safety
1980	Gabe Rivera	Defensive Tackle
1980	Ted Watts	Defensive Back
1976	Mike Sears	Offensive Guard
1970	Ken Perkins	Defensive Back
1956	Barton Massey	Center
1954	Claude Harland	End
1954	Jim Sides	Back
1954	Jerry Walker	Offensive Tackle
1953	Bobby Cavazos	Running Back
1953	Jack Kirkpatrick	Quarterback
1953	Jerry Walker	Offensive Tackle
1952	Bobby Cavazos	Running Back
1951	Bobby Cavazos	Running Back
1944	Walter Schlinkman	Running Back
1938	Elmer Tarbox	Half Back

**MISCELLANEOUS ALL-AMERICANS**

2013	Davis Webb, QB	Freshman All-American
2013	Baker Mayfield, QB	Freshman All-American
2012	Le'Raven Clark, OL	Freshman All-American
2011	Jarvis Phillips, DB	Freshman All-American
2008	Cody Davis, S	Freshman All-American
2007	Brian Duncan, LB	Freshman All-American
2007	Colby Whitlock, DT	Freshman All-American
2005	McKinner Dixon, DE	Freshman All-American
2003	Brock Stratton, LB	Freshman All-American
2000	Wes Welker, IR	Freshman All-American
1997	Ricky Williams, RB	Freshman All-American
1991	Scott Fitzgerald, C	Freshman All-American
1991	Shawn Jackson, DE	Sophomore All-American
1989	Tracy Saul, DB	Freshman All-American
1986	Brad Hastings, LB	Senior All-American
1984	Calvin Riggs, DE	Sophomore All-American
1938	Leonard Latch, OT	Unsung All-Americans

**ALL-AMERICA HONORS - MEN'S GOLF****FIRST-TEAM ALL-AMERICANS**

2004 Oscar Floren  
 2005 Oscar Floren  
 2006 Oscar Floren  
 2006 Andrew Dresser  
 2006 Oscar Floren (first player named to the PING First Team)  
 2010 Nils Floren

**SECOND-TEAM ALL-AMERICANS**

2010 Christopher Ward

**THIRD-TEAM ALL-AMERICANS**

1996 Bryan Novoa  
 2006 Andrew Dresser  
 2011 Nils Floren

**HONORABLE MENTION ALL-AMERICANS**

1976 Jeff Mitchell  
 1989 Mike Winfrey  
 2007 Oscar Floren

**PING ALL-REGION TEAM**

2013 Finley Ewing IV  
 2012 Clement Sordet

**ALL-AMERICA HONORS -  
WOMEN'S GOLF****SECOND-TEAM ALL-AMERICANS (WGCA)**

2013 Kim Kaufman

**THIRD-TEAM ALL-AMERICANS (GOLFWEEK MAGAZINE)**

2013 Kim Kaufman  
 2012 Gabby Dominguez  
 2012 Kim Kaufman

**NGCA ALL-AMERICA TEAM***Honorable Mention*

2012 Gabriella Dominguez  
 2012 Kimberly Kaufman  
 1998 Brooke Lowrance

**NGCA ALL-REGION TEAM**

2012 Gabriella Dominguez  
 2012 Kim Kaufman  
 2010 Rosalyn Kim

## ALL-AMERICA HONORS - SOCCER

### THIRD-TEAM ALL-AMERICAN

2013 Jaelene Hinkle

### SECOND-TEAM ALL-AMERICAN

2012 Janine Beckie

### NATIONAL ALL-FRESHMAN TEAM

2012 Janine Beckie (first team)

2008 Taylor Lytle (third team)

## ALL-AMERICA HONORS - SOFTBALL

### NFCA ALL-AMERICA

#### (NATIONAL FASTPITCH COACHES ASSOCIATION)

2001 Amanda Renfro (Second team)

1998 Sandy Butler (Second team)

## ALL-AMERICA HONORS - MEN'S TENNIS

### ITA ALL-AMERICA (INTERCOLLEGIATE TENNIS ASSOCIATION)

2010 Raony Carvalho  
2012 Raony Carvalho, Senior, Doubles  
2012 Gonzalo Escobar, Senior, Doubles  
2012 Gonzalo Escobar, Senior, Single

### ITA ALL-STAR TEAM

2012 Raony Carvalho, Senior  
2012 Gonzalo Escobar, Senior

## ALL-AMERICA HONORS - WOMEN'S TENNIS

*Please see the Women's Tennis section for a complete, growing list of other honors earned in the history of the Lady Raiders Tennis team.*



**ALL-AMERICA HONORS - MEN'S TRACK & FIELD (INDOOR AND OUTDOOR)****FIRST TEAM (FIRST IMPLEMENTED IN 2011)**

2014	Bradley Adkins	High Jump (indoor)
2014	JaCorian Duffield	High Jump (indoor)
2014	Kennedy Kithuka	5,000M (outdoor)
2014	Kennedy Kithuka	10,000M (outdoor)
2013	JaCorian Duffield	High Jump (outdoor)
2013	Isaiah Gill	400M Hurdles (outdoor)
2013	Kole Weldon	Shot Put (outdoor)
2013	Kennedy Kithuka	3000M (indoor)
2013	Kennedy Kithuka	5000M (indoor)
2013	Bryce Lamb	Triple Jump (indoor)
2013	Kole Weldon	Shot Put (indoor)
2012	Shane Brathwaite	110M Hurdles (outdoor)
2012	Jamele Mason	400M Hurdles (outdoor)
2012	Gil Roberts	400M (outdoor)
2012	Bryce Lamb	Long Jump (indoor)
2011	Shane Brathwaite	4x400M Relay (outdoor)
2011	Bryce Brown	400M Hurdles (outdoor)
2011	Bryce Lamb	Long Jump (outdoor)
2011	Jamele Mason	400M Hurdles (outdoor)
2011	Jamele Mason	4x400M Relay (outdoor)
2011	Omo Osaghae	110M Hurdles (outdoor)
2011	Gil Roberts	400M (outdoor)
2011	Gil Roberts	4x400M Relay (outdoor)
2011	LaToy Williams	4x400M Relay (outdoor)
2011	Julian Wruck	Discus (outdoor)
2011	Darrell Roddick	Triple Jump (indoor)

**SECOND TEAM (FIRST IMPLEMENTED IN 2011)**

2014	Bradley Adkins	High Jump (outdoor)
2014	JaCorian Duffield	High Jump (outdoor)
2014	Kole Weldon	Shot Put (indoor)
2013	Kole Weldon	Discus (outdoor)
2012	Kyal Meyers	Pole Vault (outdoor)
2012	Shane Brathwaite	Men's 4x100M relay (outdoor)
2012	Bryce Lamb	Men's 4x100M relay (outdoor)
2012	Ben McRoy	Men's 4x100M relay (outdoor)
2012	Gil Roberts	Men's 4x100M relay (outdoor)
2012	Kyal Meyers	Pole Vault (indoor)
2011	Shane Brathwaite	110M Hurdles (outdoor)
2011	Bryce Brown	60M Hurdles (indoor)

**HONORABLE MENTION (FIRST IMPLEMENTED IN 2011)**

2014	Kole Weldon	Shot Put (outdoor)
2014	Kole Weldon	Discus (outdoor)
2013	Bradley Adkins	High Jump (outdoor)
2012	JaCorian Duffield	High Jump (outdoor)
2012	Kole Weldon	Discus (outdoor)
2012	Jordan Burgess	4x400M Relay (outdoor)
2012	Isaiah Gill	4x400M Relay (outdoor)
2012	Jamele Mason	4x400M Relay (outdoor)
2012	Ben McRoy	4x400M Relay (outdoor)
2011	Bryce Lamb	Triple Jump (outdoor)
2011	Brandon Tucker	110m Hurdles (outdoor)
2011	Gil Roberts	400M (indoor)
2011	Darrell Roddick	High Jump (indoor)

**PREVIOUS ALL-AMERICA HONOREES**

2010	Bryce Brown	4x400M (indoor)
2010	Omo Osaghae	60M Hurdles (indoor)
2010	Bryce Brown	400M Hurdles (outdoor)
2010	Jamaal Butler	4x400M (indoor)
2010	Jansen Hyde	110M Hurdles (outdoor)
2010	Bryce Lamb	Long Jump (indoor)
2010	Gilbert Limo	3000M Steeplechase (outdoor)

2010	Jamele Mason	110M Hurdles (outdoor)
2010	Zach Plinario	4x400M (indoor)
2010	Darrell Roddick	High Jump (outdoor)
2010	LaToy Williams	4x400M (indoor)
2010	Julian Wruck	Discus (outdoor)
2009	Omo Osaghae	60M Hurdles (indoor)
2009	Tim Foster	4x400M (outdoor)
2009	Tim Foster	4x400M (indoor)
2009	Rodney Mims	4x400M (outdoor)
2009	Rodney Mims	4x400M (indoor)
2009	Gil Roberts	400M (indoor)
2009	Gil Roberts	4x400M (indoor)
2009	Lamont Adams	4x400M (outdoor)
2009	Markus Henderson	4x400M (indoor)
2009	Brandon Washington	4x400M (outdoor)
2008	Shawon Harris	4x400M (outdoor)
2008	Shawon Harris	110M Hurdles (outdoor)
2008	Omo Osaghae	110M Hurdles (outdoor)
2008	Tim Foster	4x400M (outdoor)
2008	Rodney Mims	4x400M (outdoor)
2008	Gil Roberts	4x400M (outdoor)
2008	Anthony Flemons	Triple Jump (indoor)
2007	Marlon Odom	110M Hurdles (outdoor)
2007	Marlon Odom	60M Hurdles (indoor)
2007	Kevin Chelimo	5000M (indoor)
2007	Zach Glavash	800M (outdoor)
2007	Bryan Scott	400M Hurdles (outdoor)
2006	Shawon Harris	60M Hurdles (Indoor)
2006	Shawon Harris	400M Hurdles (outdoor)
2006	Shawon Harris	60M Hurdles (indoor)
2006	Shawon Harris	4x400M (indoor)
2006	Albert Booker	4x400M (indoor)
2006	Marlon Odom	110M Hurdles (outdoor)
2006	Andrae Williams	4x400M (indoor)
2006	Michael Mathieu	4x400M (indoor)
2006	Zach Glavash	800M (indoor)
2006	Bryan Scott	400M Hurdles (outdoor)
2006	Sage Thames	Pole Vault (outdoor)
2005	Jonathan Johnson	800M (outdoor)
2005	Jonathan Johnson	800M (indoor)
2005	Marlon Odom	110M Hurdles (outdoor)
2005	Andrae Williams	400M (outdoor)
2005	Andrae Williams	4x400M (outdoor)
2005	Andrae Williams	4x400M (indoor)
2005	Michael Mathieu	4x400M (indoor)
2005	Michael Mathieu	4x400M (outdoor)
2005	Terry Beard	4x400M (indoor)
2005	Terry Beard	4x400M (outdoor)
2005	Tyree Gales	60M (indoor)
2005	Johnny Jacob	4x400M (outdoor)
2005	Johnny Jacob	4x400M (indoor)
2005	Seth Harris	Pole Vault (outdoor)
2004	Jonathan Johnson	800M (outdoor)
2004	Tyree Gales	100M (outdoor)
2004	Bobby Most	Pole Vault (outdoor)
2004	Sage Thames	Pole Vault (outdoor)
2004	Jason Young	Discus (outdoor)
2003	Jonathan Johnson	800M (outdoor)
2003	Jonathan Johnson	4x400M (outdoor)
2003	Albert Booker	4x400M (outdoor)
2003	Julieon Raeburn	4x400M (outdoor)
2003	Bobby Most	Pole Vault (indoor)
2003	Jason Young	Discus (outdoor)
2003	Matt Stewart	4x400M (outdoor)
2002	Jonathan Johnson	800M (indoor)

**ALL-AMERICA HONORS - MEN'S TRACK & FIELD (INDOOR AND OUTDOOR)**

2002	Jonathan Johnson	800M (outdoor)
2002	Jonathan Johnson	4x400M (indoor)
2002	Jonathan Johnson	4x400M (outdoor)
2002	Albert Booker	4X400M (indoor)
2002	Albert Booker	4x400M (outdoor)
2002	Julieon Raeburn	4x400M (indoor)
2002	Julieon Raeburn	4x400M (outdoor)
2002	Ivory McCann	4x400M (indoor)
2002	Ivory McCann	4x400M (outdoor)
2000	Joseph Howard	200M (outdoor)
2000	Gez Yossef	Mile (outdoor)
1998	Desmond Johnson	400M (outdoor)
1997	Desmond Johnson	400M (indoor)
1997	Desmond Johnson	400M (outdoor)
1997	Desmond Johnson	4x100M (outdoor)
1997	Joseph Howard	200M (outdoor)
1997	Joseph Howard	4x100M (outdoor)
1997	Leon Gordon	55M (indoor)
1997	Leon Gordon	4x100M (outdoor)
1997	Dion Miller	4x100M (outdoor)
1994	Tim James	Pole Vault (indoor)
1994	Tim James	Pole Vault (outdoor)
1993	Brit Pursley	Pole Vault (outdoor)
1993	Rodrigo Zelaya	Javelin (outdoor)
1993	Kent Deville	High Jump (indoor)
1992	Tony Walton	Long Jump (indoor)
1992	Tony Walton	Long Jump (outdoor)
1992	Rodrigo Zelaya	Javelin (outdoor)
1991	Tony Walton	Long Jump (outdoor)
1991	Rodrigo Zelaya	Javelin (outdoor)
1990	Tony Walton	Long Jump (outdoor)
1990	Tony Walton	4x100M (outdoor)
1990	Brit Pursley	Pole Vault (indoor)
1990	Brit Pursley	Pole Vault (outdoor)
1990	David Shepard	4x100M (outdoor)
1990	Ricky Atkins	4x100M (outdoor)
1990	Mike Turner	Decathlon (outdoor)
1990	Sammy Walker	4x100M (outdoor)
1989	Tony Walton	4x400M (outdoor)
1989	David Shepard	4x400M (outdoor)
1989	Chris Davis	4x400M (outdoor)
1989	Ronnie Green	4x400M (outdoor)
1988	Rohan McDonald	200M (indoor)
1987	Zach Gwandu	1000M (indoor)
1986	Gary Brown	4x100M (outdoor)
1986	Carl Carter	4x100M (outdoor)
1986	Jimmy Jones	4x100M (outdoor)
1986	Keith Stubblefield	4x100M (outdoor)
1984	Delroy Poser	Triple Jump (outdoor)
1983	Delroy Poser	Triple Jump (outdoor)
1982	Thomas Selmon	Long Jump (indoor)
1982	Thomas Selmon	Long Jump (outdoor)
1981	James May	800M (indoor)
1981	James May	800M (outdoor)
1980	James May	800M (outdoor) 2010

**ALL-AMERICA HONORS - WOMEN'S TRACK & FIELD (INDOOR AND OUTDOOR)****FIRST TEAM (FIRST IMPLEMENTED IN 2011)**

2014	Hannah Carson	Javelin (outdoor)
2014	Le'Tristan Pledger	100M Hurdles (outdoor)
2014	Cierra White	200M (outdoor)
2013	Cierra White	100m (outdoor)
2013	Katie Grimes	60m Hurdles (indoor)
2013	Amoy Blake	4x400 Relay (indoor)
2013	Candace Jackson	4x400 Relay (indoor)
2013	Christen Rivers	4x400 Relay (indoor)
2013	Cierra White	4x400 Relay (indoor)
2012	Precious Nwokey	Heptathlon (outdoor)
2012	Erica Alexander	Women's 4x100 relay (outdoor)
2012	Taylor Evans	Women's 4x100 relay (outdoor)
2012	Terra Evans	Women's 4x100 relay (outdoor)
2012	Candace Jackson	Women's 4x100 relay (outdoor)
2012	Erica Alexander	Women's 4x 400 relay (indoor)
2012	Taylor Evans	Women's 4x 400 relay (indoor)
2012	Candace Jackson	Women's 4x 400 relay (indoor)
2012	Olivia Lewis	Women's 4x 400 relay (indoor)
2011	Ifeatu Okafor	Shot Put (outdoor)
2011	Erica Alexander	Distance Medley Relay (outdoor)
2011	Purity Biwott	Distance Medley Relay (outdoor)
2011	Caroline Jepletting	Distance Medley Relay (outdoor)
2011	Caroline Karunde	Distance Medley Relay (outdoor)

**SECOND TEAM (FIRST IMPLEMENTED IN 2011)**

2014	Amoy Blake	4x400M Relay (outdoor)
2014	Montenae Roye-Speight	4x400M Relay (outdoor)
2014	Tiffany Tarver	4x400M Relay (outdoor)
2014	Cierra White	4x400M Relay (outdoor)
2014	Amoy Blake	4x400M Relay (indoor)
2014	Le'Tristan Pledger	60M Hurdles (indoor)
2014	Le'Tristan Pledger	Long Jump (indoor)
2014	Christen Rivers	4x400M Relay (indoor)
2014	Montenae Roye-Speight	4x400M Relay (indoor)
2014	Shanice Stewart	Long Jump (indoor)
2014	Cierra White	200M (indoor)
2014	Cierra White	4x400M Relay (indoor)
2013	Hannah Carson	Javelin (outdoor)
2013	Katie Grimes	100m Hurdles (outdoor)
2013	Le'Tristan Pledger	Long Jump (outdoor)
2013	Cierra White	200m (outdoor)
2013	Amoy Blake	4x400 Relay (outdoor)
2013	Candace Jackson	4x400 Relay (outdoor)
2013	Olivia Lewis	4x400 Relay (outdoor)
2013	Christen Rivers	4x400 Relay (outdoor)
2012	Taylor Evans	200M (outdoor)
2012	Katie Grimes	100M Hurdles (outdoor)
2012	Cierra White	200M (outdoor)
2012	Erica Alexander	Women's 4x400 relay (outdoor)
2012	Taylor Evans	Women's 4x400 relay (outdoor)
2012	Candace Jackson	Women's 4x400 relay (outdoor)
2012	Cierra White	Women's 4x400 relay (outdoor)
2012	Kelly Closse	Weight Throw (indoor)
2012	Kelly Closse	Shot Put (indoor)
2012	Katie Grimes	60M Hurdles (indoor)
2011	Erica Alexander	4x100M (outdoor)
2011	Erica Alexander	4x400M (outdoor)
2011	Purity Biwott	800M (indoor)
2011	Kelly Closse	Shot Put (indoor)
2011	Kelly Closse	Weight Throw (indoor)
2011	Taylor Evans	4x100M (outdoor)
2011	Taylor Evans	4x400M (outdoor)
2011	Candace Jackson	400M (outdoor)
2011	Candace Jackson	4x100M (outdoor)

2011	Candace Jackson	4x400M (outdoor)
2011	Kelsey Lloyd	4x400M (outdoor)
2011	Ifeatu Okafor	Shot Put (indoor)
2011	Tara Thomas	4x100M (outdoor)

**HONORABLE MENTION (FIRST IMPLEMENTED IN 2011)**

2014	Cierra White	100M (outdoor)
2014	Shanice Stewart	Heptathlon (outdoor)
2013	Amoy Blake	4x100M Relay (outdoor)
2013	Candace Jackson	4x100M Relay (outdoor)
2013	Olivia Lewis	4x100M Relay (outdoor)
2013	Le'Tristan Pledger	100M Hurdles (outdoor)
2013	Christen Rivers	400M (outdoor)
2013	Cierra White	4x100M Relay (outdoor)
2012	Terra Evans	100M (outdoor)
2012	Rose Tanui	10,000M (outdoor)
2012	Cierra White	200M (outdoor)
2011	Kelly Closse	Shot Put (outdoor)
2011	Kelly Closse	Discus (outdoor)
2011	Shade Weygandt	Pole Vault (indoor)

**PREVIOUS ALL-AMERICA HONOREES**

2010	Erica Alexander	4x400M (outdoor)
2010	Erica Alexander	4x400M (indoor)
2010	Trudeann Clarke	4x400M (outdoor)
2010	Trudeann Clarke	Distance Medley Relay
2010	Trudeann Clarke	4x400M (indoor)
2010	Rachelle Evans	4x400M (outdoor)
2010	Taylor Evans	4x100M (outdoor)
2010	Taylor Evans	4x400M (outdoor)
2010	Taylor Evans	4x400M (indoor)
2010	Terra Evans	100M (outdoor)
2010	Terra Evans	200M (outdoor)
2010	Terra Evans	4x100M (outdoor)
2010	Candace Jackson	4x100M (outdoor)
2010	Candace Jackson	4x400M (outdoor)
2010	Candace Jackson	4x400M (indoor)
2010	Purity Biwott	Distance Medley Relay
2010	Caroline Karunde	Mile (indoor)
2010	Caroline Karunde	Distance Medley Relay
2010	Gladys Kipsang	Distance Medley Relay
2010	Shade Weygandt	Pole Vault (outdoor)
2009	Sally Kipyego	5000M (indoor)
2009	Sally Kipyego	Mile (indoor)
2009	D'Andra Carter	Discus (outdoor)
2009	Patience Knight	Shot Put (indoor)
2008	Sally Kipyego	1500M (outdoor)
2008	Sally Kipyego	5000M (outdoor)
2008	Sally Kipyego	5000M (indoor)
2008	D'Andra Carter	Discus (outdoor)
2008	Irene Kimaiyo	3K Steeple (outdoor)
2008	Patience Knight	Shot Put (outdoor)
2008	Patience Knight	Shot Put (indoor)
2008	Julianne Kennedy	Pentathlon (indoor)
2007	Sally Kipyego	5000M (outdoor)
2007	Sally Kipyego	10000M (outdoor)
2007	Sally Kipyego	5000M (indoor)
2007	Sally Kipyego	3000M (indoor)
2007	D'Andra Carter	Discus (outdoor)
2007	Irene Kimaiyo	5000M (outdoor)
2007	Lacy Wilson	High Jump (outdoor)
2007	Lacy Wilson	High Jump (indoor)
2006	Althea Chambers	800M (outdoor)
2006	Misty Coley	High Jump (indoor)
2006	Sabrina Taylor	Long Jump (outdoor)

**ALL-AMERICA HONORS - WOMEN'S TRACK & FIELD (INDOOR AND OUTDOOR)**

2005	Shereefa Lloyd	400M (outdoor)
2005	Tori Polk	Long Jump (outdoor)
2004	Licretia Sibley	4x400M (indoor)
2004	Licretia Sibley	4x400M (outdoor)
2004	Rachelle Evans	4x400M (indoor)
2004	Shereefa Lloyd	4x400M (indoor)
2004	Shereefa Lloyd	4x400M (outdoor)
2004	Tori Polk	4x400M (indoor)
2004	Tori Polk	4x400M (outdoor)
2002	Licretia Sibley	400M (indoor)
2002	Licretia Sibley	4x400M (indoor)
2002	Rachelle Evans	4x400M (indoor)
2002	Melanie Barrow	4x400M (indoor)
2002	LaDonna Begelton	4x400M (indoor)
2001	Leigh Daniel	5000M (outdoor)
2001	Leigh Daniel	10000M (outdoor)
2000	Leigh Daniel	3000M (indoor)
2000	Leigh Daniel	5000M (indoor)
1999	Leigh Daniel	5000M (indoor)
1999	Leigh Daniel	5000M (outdoor)
1999	Leigh Daniel	10000M (outdoor)
1994	Tabitha Polk	Shot Put (indoor)
1994	Tabitha Polk	Shot Put (outdoor)
1989	Amanda Banks	Triple Jump (outdoor)

**ESPN THE MAGAZINE ALL-AMERICAN TEAM**

2009	Patience Knight	First Team
2008	Patience Kinght	Third Team

## **ALL-AMERICA HONORS - VOLLEYBALL**

### **AVCA ALL-AMERICA**

#### **(AMERICAN VOLLEYBALL COACHES ASSOCIATION)**

2014 Rachel Brummitt (Honorable Mention)

2000 Colleen Smith

## SPECIAL AWARDS

### BIG 12 POSTGRADUATE SCHOLARSHIP RECIPIENTS

Criteria for the awards includes a cumulative grade point average of 3.500 on a 4.000 scale, participation in at least two years of intercollegiate athletics at the nominee's respective institution and completion of athletics' eligibility. The student-athletes also must graduate from their respective member institutions within 15 months of their selection for a postgraduate scholarship and are expected to enroll in graduate/professional schools within two years of graduation. Three faculty representatives, one senior woman administrator and one director of athletics form the selection panel for the awards.

The scholarships are now named in honor of the late Dr. Prentice Gautt, a former Big 12 Conference staff member and student services' pioneer who passed away in March 2005.

### TEXAS TECH'S ALL-TIME DR. PRENTICE GAUTT POSTGRADUATE SCHOLARSHIP RECIPIENTS

Hayley Haagsma.....	Soccer (2013-14)
Taylor Powell.....	Softball (2013-14)
Hayley Fowler.....	Soccer (2012-13)
Ifeatu Okafor.....	Women's Track & Field (2012-13)
Holley Gentsch.....	Softball (2011-12)
Scott LeJeune.....	Baseball (2011-12)
Jessica Gibbs.....	Women's Track & Field (2010-11)
David Neill.....	Football (2010-11)
Amanda Alley.....	Women's Track & Field (2009-10)
Christian Rojmar.....	Men's Tennis (2009-10)
Megan Shupp.....	Softball (2008-09)
Brian Cloud.....	Baseball (2008-09)
Sarah Losleben.....	Softball (2007-08)
Dimitrio Martinez.....	Men's Tennis (2007-08)
Lindsey Walesheck.....	Women's Track & Field (2006-07)
T.J. McLarty.....	Men's Track & Field (2006-07)
Erin Grant.....	Women's Basketball (2005-06)
Sage Thames.....	Men's Track & Field (2005-06)
Michael Innerebner.....	Men's Tennis (2004-05)
Daneen Grisham.....	Volleyball (2004-05)

#### *Award winners prior to the award's name change*

Taylor Jobe.....	Football (2003-04)
Tracie Akerheim.....	Women's Cross Country/Track & Field (2003-04)
Stacey Poole.....	Volleyball (2002-03)
John Walker.....	Men's Tennis (2002-03)
Royce Ramey.....	Men's Tennis (2001-02)
Keith Cockrum.....	Football (1999-00)
Jamie Vannoy.....	Women's Golf (1999-00)
Paula Workman.....	Softball (1999-00)
Bobbi Crill.....	Women's Track & Field (1998-99)
Jimmy Frush.....	Baseball (1996-97)

### DR. GERALD LAGE AWARD

*(2011 was the inception of the Big 12 Award, which is called the conference's highest academic honor To be eligible to receive the Dr. Gerald Lage Award, student-athletes must have lettered at least once in their career while also maintaining residence at their institution for at least one academic year. Honorees for the award can only be recognized once, and should have 100 hours or eared credit with a cumulative grade-point average of 3.80 at the time of the nomination.)*

Jaye Crockett.....	Men's Basketball (2014)
Rafael Pfister.....	Men's Tennis (2014)
Hayley Haagsma.....	Soccer (2014)
Taylor Powell.....	Softball (2014)
Mary Bokenkamp.....	Women's Basketball (2013)
Kim Kaufman.....	Women's Golf (2013)
Beverly Mendoza.....	Women's Golf (2013)
Tory Vaughan.....	Volleyball (2013)
Devin Bailey.....	Women's Track and Field (2012)
Gabby Dominguez.....	Women's Golf(2012)
Maggie Fete.....	Soccer (2012)
Holley Gentsch.....	Softball(2012)
Ashley Hamada.....	Softball (2012)
Ifeatu Okafor.....	Women's Track and Field (2012)
Caroline Courtney.....	Vollebyall (2011)
Kelsy Garland.....	Women's Tennis (2011)
Jessica Gibbs.....	Women's Track & Field (2011)

### TECHSPY AWARD WINNERS 2013-14

Male Student-Athlete of the Year.....	Jaye Crockett (Men's Basketball)
Female Student-Athlete of the Year.....	Hayley Haagsma (Soccer)
.....	Taylor Powell (Softball)
Men's Team of the Year.....	Football
Women's Team of the Year.....	Soccer
Coach of the Year- Men's Team.....	Kliff Kingsbury
Coach of the Year- Women's Team.....	Tom Stone
Male TECHSPY.....	Kennedy Kithuka (Track/Cross Country)
Female TECHSPY.....	Jaelene Hinkle (Soccer)
Raider Red Congeniality.....	Jaye Crockett (Men's Basketball)
Team Community Service Award.....	Baseball
Good Citizen Award.....	Jaye Crockett (Men's Basketball)
Good Citizen Award.....	Minta Spears (Women's Basketball)
Dr. Margaret E. Wilson Award.....	Taylor Powell (Softball)



## SPECIAL AWARDS

### JEANNINE MCHANEY SCHOLAR-ATHLETE OF THE YEAR

Awarded annually to a female student-athlete who displays excellence in the classroom, courage on the athletic field, and a never-ending commitment to excellence. Sponsored by the Marsha Sharp Leadership Circle, the award is selected by coaches of the women's programs and members of the MSLC.

Year	Winner	Sport
2014	Samantha Adams	Women's Tennis
2013	Samantha Adams	Women's Tennis
2012	Holley Gentsch	Softball
2011	Colleen Pitts	Soccer
2010	Megan Hoffert and Leah Legler	Soccer
2009	Sally Kipyego and Patience Knight	Cross Country Women's Track & Field
2008	Julianne Kennedy	Women's Track & Field
2007	Ana Morton	Soccer
2006	Erin Grant	Basketball
2005	Megan Hull	Golf
2004	Angela Mooney	Volleyball
2003	Melissa McGehee	Volleyball
2001	Janelle Jones	Volleyball
2000	Paula Workman	Softball
1999	Rene Hanebutt	Basketball
1998	Danielle Brady	Softball
1997	Jill Burness	Volleyball
1996	Luisa Tam	Women's Cross Country / Track & Field
1995	Connie Robinson	Basketball
1994	Noel Johnson	Basketball

*Please note that our records are incomplete for the year, 2002. E-mail [blayne.beal@ttu.edu](mailto:blayne.beal@ttu.edu) to help us complete or correct any information.*

### JEANNINE MCHANEY

Jeannine McHaney joined the Texas Tech faculty in 1966 and in addition to being a professor of physical education and the director of women's intramural sports, she served as Tech's first volleyball coach for nine years. The Women's Athletic Department was established in 1975 with Jeannine as athletics director. She remained one of the top administrators in Tech Athletics through many changes in the department always fighting for opportunities for women for the rest of her life. Long considered the driving force behind women's athletics at Texas Tech, Jeannine passed away in 1994.

Each year a student-athlete from each women's program is selected as a Jeannine McHaney Scholar and one of these is then crowned the McHaney Scholar Student-Athlete of the Year each year at the annual TECHspy awards. The award winner exemplifies the standards established by Jeannine McHaney in the areas of academic achievement and athletic excellence as well as service to the community and the university.

## SPECIAL AWARDS

### HALL OF FAME HONORS BY TEXAS TECH COACHES

Note: This section includes only Halls of Fame honors earned as a Texas Tech coach or during the tenure of a coach at Texas Tech. Honors listed are for coaching and not for their playing careers.

#### **Spike Dykes - Football**

Texas Sports Hall of Fame, 2008

#### **Larry Hays - Baseball**

NAIA Hall of Fame, 1991

Lubbock Christian Hall of Fame, 1991

Texas Baseball Hall of Fame, 2001

#### **Wes Kittley - Men's and Women's Track & Field**

ACU Hall of Fame, 2005

Big Country Athletic Hall of Fame, 2006

Lone Star Conference Hall of Honor, 2006

#### **Bob Knight - Men's Basketball**

Ohio Basketball Hall of Fame, 2006

National Collegiate Basketball Hall of Fame, 2006

United States Military Academy at West Point Hall of Fame, 2008

#### **Gerald Myers - Men's Basketball**

Texas High School Basketball Hall of Fame, 1981

Texas Tech Hall of Honor, 1969

#### **Marsha Sharp - Women's Basketball**

Women's Basketball Hall of Fame, 2003

Texas Sports Hall of Fame, 2000

Texas Women's Hall of Fame, 1999

### COLLEGIATE HALL OF FAME HONORS BY STUDENT-ATHLETES

#### **Women's Basketball**

Sheryl Swoopes

#### **Football**

Donny Anderson

EJ Holub

Dave Parks

Gabe Rivera

## TEXAS TECH HALL OF FAME / TEXAS TECH HALL OF HONOR

The Texas Tech Hall of Fame is determined by outstanding athletic achievement and the individuals that have brought distinction to the Texas Tech Athletics program through their athletic accomplishments, but also continually displaying qualities of sportsmanship, character and integrity. Former athletes are eligible for consideration a minimum of 10 years after their class has graduated. Since the Hall of Fame's initial ceremony, 142 people have been inducted. More detailed information can be found at [www.texastech.com](http://www.texastech.com) and click on Hall of Fame.

INDUCTEE	YEAR INDUCTED	INDUCTEE	YEAR INDUCTED	INDUCTEE	YEAR INDUCTED	INDUCTEE	YEAR INDUCTED
JACK ALDERSON	1999	SANDY BUTLER	2011	ROBERT HALL	2008	JESSE MARSH	1992
Basketball – 1950-52		Softball – 1998-2001		Football – 1990-93		Diving -- 1964-66	
RODNEY ALLISON	2003	JOHN PAUL CAIN	1998	BYRON HANSPARD	2012	JAMES MAYS	1991
Football – 1975-77		Golf; 1955-56, 1958-1959		Football – 1994-96		Track -- 1978-81	
DONNY ANDERSON	1978	*D. C. (PREACHER) CALLOWAY	1985	CHUCK HARRISON	2009	*LONNIE "PRIMO" McCURRY	2000
Football – 1963-65		Football – 1925-26		Baseball – 1961-62		Football – 1938-40	
E. F. (JUNIOR) ARTERBRUN,	1979	*HURLEY CARPENTER	1962	PAT HARTSFIELD	2013	*DOUG McCUTCHEEN	2009
Football – 1950-51		Football and Track -- 1925-29		Football-- 1954-57		Football – 1970-73	
GARY ASHBY,	1999	BOBBY CAVAZOS	1968	*BRAD HASTINGS	2011	BECKY (BOXWELL) McILRAITH	2005
Baseball, Player and Head Coach		Football – 1951-53		Football – 1983-86		Volleyball – 1984-87	
MICHI ATKINS	2006	LISA CLARK	2010	TIM HATCH	1987	ROBERT MCKINNEY	2008
Women's Basketball – 1992-96		Volleyball – 1987-90		Football – 1948-50		Golf – 1967-70	
*DOUG AULT,	1990	MARCUS COLEMAN	2010	ERNEST HAWKINS	1975	JEFF MITCHELL	2001
Baseball – 1971-72		Football – 1992-95		Football, Basketball, Track – 1944,		Golf – 1974-76; Golf Coach – 1990-	
*GENERAL ROSS AYERS,	1966	LEIGH DANIEL	2012	1947-50		2000	
Football – 1930-32		Track & Field – 1998-01		*GARLAND HEAD	1982	BAM MORRIS	2012
*TY BAIN,	1990	HAROLD DENNEY	2013	Football and Basketball – 1941-43,		Football – 1991-93	
Football – 1939-41		Men's Basketball-- 1962-65		1946		*G. B. MORRIS	1979
AMANDA BANKS	2004	JOE DILLON	2008	LISA HILGERS	2013	Football – 1933-34	
Track 1986-89		Baseball – 1995-97		Volleyball-- 1995-98		DEL RAY MOUNTS	1977
JOE BARNES,	1986	*G. C. (MULE) DOWELL	1963	*LEON (POD) HILL	2005	Basketball – 1960-62	
Football – 1971-73		Football -- 1932-34; Coach and		Basketball – 1957-59		GERALD MYERS	1969
*GENE BARNETT,	1987	Administrator 1939-41		LLOYD HILL	2005	Basketball – 1957-59;	
Football – 1937-38		*MARSH FARMER	1962	Football – 1990-93		Head Basketball Coach -- 1971-90;	
*VERNON (BUDDY) BARRON,	1976	Track – 1938-40		*VOLNEY (SATC) HILL	1965	Athletics Director -- 1996-2011	
Football – 1950-52		*JOHN FARQUHAR	1990	Football and Baseball – 1925-28		*ROLAND (TUFFY) NABORS	1985
RODNEY BLACKSHEAR	2013	Golf – 1955-56, 1958-59		E. J. HOLUB	1977	Football – 1946-47;	
Football-- 1987-91		WILL FLEMONS	2003	Football – 1958-60		Basketball – 1943, 1946-47	
CHRIS BLOCKER	2013	Basketball – 1990-93		THOMAS HOWARD	1993	*WALKER NICHOLS	1968
Men's Golf-- 1959-61		*DENTON FOX	2001	Football – 1974-76		Football – 1933-35	
MARK BRANDENBURG	2008	Football – 1967-69		HAROLD HUDGENS	2006	*WINFIELD W. (WINDY) NICKLAUS	
Baseball – 1991-92		RUBEN GARCIA	1991	Men's Basketball – 1959, 61-62		1966	
ANGIE BRAZIEL	2009	Baseball – 1970-73		MIKE HUMPHREYS	2005	Football -- 1925-28;	
Women's Basketball – 1998-99		MARSHALL GETTYS	1967	Baseball – 1986-88		Baseball -- 1926-28	
*J.O. (BUDDY) BROTHERS	1971	Football – 1947-50		CARL INCE	2007	*PAUL NOLEN	1998
Football – 1927-30		LARRY GILBERT	2011	Basketball – 1953-55		Basketball – 1951-53	
*MARSHALL BROWN	1970	Football – 1965-67		DAN IRONS	1999	CHARLES ODIORNE	2004
Basketball – 1939-40		*BYRON GILBREATH	1984	Football – 1975-77		Football – 1986-89	
A.J. "JAKE" BROYLES	2007	Football and Basketball – 1941-42		*ED IRONS	1973	JOHN OWENS	1993
Tennis – 1950-52		KEITH GINTER	2009	Football and Basketball – 1940-42		Baseball – 1968-71	
SHARON MOULTRIE	1998	Baseball – 1997-98		BUBBA JENNINGS	1995	DAVE PARKS	1990
Track – 1979-82		ROBERT GRAHAM	2005	Basketball – 1981, 1983-85		Football – 1961-63	
CLINT BRYANT	2006	Swimming – 1966-67		JERRY JOHNSON	2007	*AUBREY (RED) PHILLIPS	1986
Baseball – 1993-96		JAMES GRAY	2007	Football – 1951-54		Football – 1949-51	
MAURY BUFORD	2001	Football – 1986-89		NOEL JOHNSON	2005	*JERRELL PRICE	1974
Football – 1978-81		JOHNNY GRIMES	2010	Basketball – 1992-95		Football – 1949-51	
RICK BULLOCK,	1985	Baseball – 1981-84		CURTIS JORDAN	1999	*YANCY PRICE	1974
Basketball – 1973-76		*J. L. GULLEY	1981	Football – 1972-75		Football – 1930-33	
ECOMET BURLEY	2004	Football – 1947-49		BILL KELLEY	1980	*HERSCHEL RAMSEY	2010
Football – 1972-75		JAMES HADNOT	2005	Football, Basketball and Track –		Football – 1935-37	
JILL BURNES	2007	Football – 1976-79		1945-48		MONTAE REAGOR	2010
Volleyball – 1995-96		JERRY HAGGARD	1987	DON KING	2008	Football – 1995-98	
		Basketball and Baseball – 1967-69		Football – 1966-68		JIM W. REED	1967
				KRISTA KIRKLAND	2003	Basketball – 1953-56	
				Basketball – 1990-93		RON REEVES	2007
				JACK KIRKPATRICK	1971	Football – 1978-81	
				Football – 1952-55		AMANDA RENFRO	2012
				*GEORGE LANGFORD	1964	Softball – 1998-01	
				Football – 1929-32		*CHARLES REYNOLDS	2005
				RICHARD LITTLE	2011	Track – 1946-48	
				Basketball – 1971-73		GABRIEL RIVERA	1993
				LISA LOVE	2000	Football – 1979-82	
				Volleyball – 1974-77		DON RIVES	2006
				DUB MALAISE	1984	Football – 1970-72	
				Basketball – 1964-66			

**TEXAS TECH HALL OF FAME / TEXAS TECH HALL OF HONOR (CONTINUED)**

JASON SASSER	2007	BILLY JOE TOLLIVER	2002
Basketball – 1993-96		Football – 1985-88	
TRACY SAUL	2003	PHIL TUCKER	1992
Football – 1989-92		Football – 1965-67	
*WALTER SCHLINKMAN	1961	BAKE TURNER	2009
Football and Track -- 1942, 1944-45		Football – 1959-61	
*PRINCE SCOTT	1986	JERRY TURNER	2009
Football – 1938-40		Football – 1965-68	
JOHN SCOVELL	1981	KENNY VINYARD	2013
Football – 1965-67		Football – 1966-68	
*JAMES SIDES	2011	*JERRY WALKER	1969
Football – 1952-55		Football – 1952-55	
SHERYL SWOOPE	2003	*RANSOM WALKER	1961
Basketball – 1991-93		Football, Basketball and Track –	
KEN TALKINGTON	1973	1926-29	
Football – 1957-59		TONY WALTON	2006
*ELMER TARBOX	1961	Track – 1989-92	
Football, Basketball, and Track –		*DIXIE WHITE	1983
1937-40		Football – 1937-39	
JEFF TAYLOR	2007	RICKY WILLIAMS	2012
Basketball – 1979-82		Football – 1997-01	
ZACH THOMAS	2006	ELMER WILSON	1992
Football – 1992-95		Football – 1951-54; Baseball – 1954-	
ALICIA THOMPSON	2008	55	
Basketball – 1995-98		TOM WILSON	1990
CAROLYN THOMPSON	1997	Football – 1963-65	
Basketball – 1981-84		*CHARLES WOOLDRIDGE	1964
TRACY THOMPSON	2006	Football and Track – 1928-30	
Women’s Golf – 1993-96		SHANE WRIGHT	2011
TYRONE THURMAN	2002	Baseball – 1997-99	
Football – 1985-88		* denotes deceased	
ANDRE TILLMAN	1992		
Football – 1971-73			

**TEXAS TECH RING OF HONOR**

Texas Tech announced the creation of the Football Ring of Honor in June 2012. The Ring of Honor consists of an elite group of players and coaches that made outstanding contributions to Red Raider Football. Inductees have their names permanently etched on the west stadium building facing the playing surface inside Jones AT&T Stadium. Candidates for the Ring of Honor will be chosen and screened by an anonymous selection committee. Once the committee has determined a suitable candidate(s) for induction, the group will make a formal recommendation to the director of athletics.

The Ring of Honor section is found in the Football-specific section of this book.

# Fearless.

Baseball

## YEAR-BY YEAR RECORDS

Year	Coach	Overall	Conf.	Finish	
		W-L-T	W-L-T		
1926	Freeland	11-2-1	N/A	N/A	
1927	Freeland	4-9-1	N/A	N/A	
1928	Higginbotham	8-6	N/A	N/A	
1929	Higginbotham	2-11	N/A	N/A	
1954	Feathers	1-7-1	N/A	N/A	
1955	Feathers	3-17	N/A	N/A	
1956	Feathers	8-7	N/A	N/A	
1957	Feathers	7-4	N/A	N/A	
1958	Feathers	6-9	N/A	N/A	
1959	Feathers	7-6	N/A	N/A	
1960	Feathers	8-7	N/A	N/A	
1961	Huffman	13-5	N/A	N/A	
1962	Huffman	15-11	N/A	N/A	
1963	Huffman	12-10	N/A	N/A	
1964	Huffman	9-16	N/A	N/A	
1965	Huffman	7-16	N/A	N/A	
1966	Huffman	10-13	N/A	N/A	
1967	Huffman	14-16	N/A	N/A	
1968	*Segrist	9-20	2-15	7th	
1969	*Segrist	13-13	9-6	3rd	
1970	*Segrist	12-16-1	5-10	5th	
1971	*Segrist	26-14	11-7	3rd	
1972	*Segrist	23-19	6-12	T-6th	
1973	*Segrist	12-16	6-10	T-6th	
1974	*Segrist	11-21	9-15	T-7th	
1975	*Segrist	22-23	9-15	6th	
1976	*Segrist	32-21	10-11	6th	
1977	*Segrist	25-24	12-12	5th	
1978	*Segrist	23-25	8-16	6th	
1979	*Segrist	16-23	9-15	6th	
1980	*Segrist	28-23-1	14-10	4th	
1981	*Segrist	26-21	8-13	7th	
1982	*Segrist	21-22	9-12	5th	
1983	*Segrist	18-23	8-13	T-6th	
1984	*Ashby	33-22	9-12	T-5th	
1985	*Ashby	18-33	2-19	8th	
1986	*Ashby	34-25	7-14	6th	
1987	*Hays	21-28	7-14	6th	
1988	*Hays	34-25-1	7-14	6th	
1989	*Hays	32-22	9-12	T-4th	
1990	*Hays	31-29	5-16	7th	
1991	*Hays	42-18	9-12	7th	
1992	*Hays	29-25	15-19	4th	
1993	*Hays	43-15	11-7	T-2nd	
1994	*Hays	40-17	12-6	T-2nd	
1995	*Hays	51-14	16-8	1st	
1996	*Hays	49-15	15-9	2nd	
1997	^Hays	46-14	23-7	1st	
1998	^Hays	44-20	18-11	3rd	
1999	^Hays	42-17	18-8	3rd	
2000	^Hays	36-26	18-12	5th	
2001	^Hays	43-20-1	19-10-1	2nd	
2002	^Hays	42-20	16-11	2nd	
2003	^Hays	30-25	8-18	9th	
2004	^Hays	40-21	17-9	3rd	
2005	^Hays	34-25	9-16	8th	
2006	^Hays	31-26-1	9-16-1	8th	
2007	^Hays	28-27	8-18	10th	
2008	^Hays	25-30	9-18	T-9th	
2009	^Spencer	25-32	12-15	7th	
2010	^Spencer	28-29	13-14	5th	
2011	^Spencer	33-25	12-15	7th	
2012	^Spencer	29-26	7-17	T-8th	
2013	^Tadlock	26-30	9-15	8th	
2014	^Tadlock	45-21	14-10	4th	
<b>Totals</b>		<b>1,546-1,218-8</b>	<b>498-594-2</b>		

\*Southwest Conference (1968-1996)

^Big 12 Conference (1997-Present)

All-Time SWC Record: 259-354

All-Time Big 12 Record: 239-240-2

## HEAD COACHES' RECORDS

Name	Tenure (Yrs)	Overall	Conf.
E.Y. Freeland	1926-27 (2)	15-11-2	N/A
R.G. Higginbotham	1928-29 (2)	10-17	N/A
Beattie Feathers	1954-60 (7)	41-57-1	N/A
Berl Huffman	1961-67 (7)	80-87	N/A
Kal Segrist	1968-83 (16)	317-324-2	135-192
Gary Ashby	1984-86 (3)	85-80	18-45
Larry Hays	1987- 2008 (22)	813-479-3	278-271-2
Dan Spencer	2008-2012 (4)	115-112	44-61
Tim Tadlock	2013-Pres. (2)	71-51	23-25
<b>Overall</b>	<b>65 seasons</b>	<b>1,546-1,218-8</b>	<b>498-594-2</b>

## Other Awards

Be sure to refer to the "Awards" Section in the front of this book to view other honors earned by Texas Tech Baseball teams, coaches and players.

All accomplishments compiled here are as of August 2014.

## Most Complete Information:

Complete details, other records and information about every sport is available at the Texas Tech website, look for a media supplement link from the sidebar of each sport. Statistics and records will be updated online as events occur and records are broken.

[www.texastech.com](http://www.texastech.com)





## ALL-TIME LETTERWINNERS

<b>-A-</b>		Bell, Brett .....OF .....2013	Byrd, Harvey .....N/A .....N/A
Abbott, Pat .....P .....1966-67-68	Belovsky, Josh .....P .....1995	Byrne, Shawn .....OF .....1988	Byrnes, Geoff .....INF .....2007
Achilles, John .....P .....1981-82	Benham, Craig .....OF .....1993	<b>-C-</b>	
Ackerman, Chaz .....P .....2000	Bennett, Marshall .....OF .....1996	Caffee, Ronald .....OF .....1962	Callender, Joey .....INF .....2005-06
Actkinson, Johnny .....N/A .....N/A	Benson, Matt .....P .....1990	Callerman, David .....P .....1966-67	Cannon, Doug .....C .....1962-63-64
Adams, Butch .....N/A .....1959	Berry, Justin .....INF .....2009-10	Caperton, Glenn .....P .....1981-82-83-84	Capka, Ted .....P .....1971
Adams, Mike .....INF .....1990-91	Bertillion, David .....C .....2000	Capps, Brian .....UTL .....2005-06	Cappuccio, Michael .....INF .....2004-05-06
Aguilar, Alejandro .....INF .....1985-86	Bethard, Justin .....RHP .....2013-14	Carden, Ricky .....N/A .....N/A	Carline, Billy .....P .....2005
Ahern, Tim .....C .....2006-07	Bettis, Chad .....RHP .....2008-09-10	Carroll, David .....P .....1981-82	Carson, Tyler .....OF .....2001-02
Alavi, Mehdi .....C .....2009	Bewley, Mike .....OF .....1974-75-76-77	Carter, John .....C .....1989	Carver, Roy .....OF .....1971
Alexander, David .....INF .....1981	Bickley, John .....P .....1971-72-73-74	Castle, Noah .....N/A .....1975	Castro, Abel .....INF .....1981
Alexander, Sean .....OF .....2002	Biggers, Samuel .....N/A .....N/A	Castro, John .....N/A .....N/A	Cato, Paul .....N/A .....1958
Alexander, Wick .....INF .....1955-56-57	Bingham, Walter .....1B .....1956-57	Cervantes, Eddie .....INF .....1972-73-74	Chaidez, Lucio .....P .....1990-91
Alfred, Bart .....OF .....1987	Black, Pat .....P .....1987-88	Champion, Don .....1B .....1966-67-68	Chapin, Craig .....P .....1984-85-86
Allbritton, Kenny .....INF .....1981-82-83-84	Black, Tom .....N/A .....1976-77	Chase, Leo .....P .....1954-55-56-57	Chavez, Luis .....P .....1986-87
Allcorn, R.V. ....C .....1955	Blackburn, N/A .....OF .....1928	Chiprez, Chris .....OF .....1996	Christian, Taylor .....RHP .....2011
Aldredge, James .....N/A .....N/A	Blair, Cameron .....INF .....2004-05	Christiansen, Robert .....INF .....1972-73	Christiansen, Brian .....INF .....1986-87
Allen, Dave .....INF .....1956-57-58-59	Blankenship, Bill .....P .....1974	Clapp, Stubby .....2B .....1996	Cleveland, Justin .....P .....2002
Allen, Jeff .....P .....1983-84	Blankenship, Nick .....3B .....2001-02	Cleveland, Todd .....OF .....1990	Cloud, Brian .....P .....2006-07-08-09
Allison, Cade .....P .....1998-99	Blasingame, Kent .....OF .....1990-91-92	Coco, Matthew .....UTL .....2004	Coffee, Stan .....N/A .....1964-65
Alsup, Jay .....Util .....2001	Bledsoe, Roger .....2B .....1996	Cogdell, Kenny .....N/A .....1977-78-79	Cole, Daniel .....P .....1999-2000
Altobelli, Bo .....C/INF .....2010-11-12	Boatner, John .....N/A .....N/A	Coleman, David .....C .....1987	Colonel, Christian .....INF .....2003
Alvarez, Gera .....SS .....2001-02	Boesinger, Brian .....P .....1989-90	Colvard, Bob .....N/A .....1965	Comeaux, Johnny .....INF .....1983
Alvarez, Jose .....3B-OF .....1997	Bolton, David .....N/A .....1977-78-79	Conine, Brady .....P .....2005	Conley, Devon .....OF .....2013-14
Anderson, C .....N/A .....1966	Booker, Amory .....N/A .....1985	Cooper, Eric .....P .....1998	Cooper, Justin .....RHP .....2010
Anderson, Dan .....P .....1983	Books, Jason .....SS .....1993	Copple, Mike .....P .....1992-93	Cornejo, Jesse .....LHP .....1998
Anderson, Donny .....P-INF .....1964-65-66	Booth, Mark .....C .....1986	Correia, Mike .....P .....1984	Corwin, Aaron .....RHP .....2011-12
Anderson, Larry .....C .....1964-65	Boss, James .....C .....1972-73-74	Coulombe, Daniel .....LHP .....2011-12	Counts, Gary .....N/A .....N/A
Aragon, Phillip .....RHP .....2001	Boteler, Don .....N/A .....N/A	Covalt, Geoff .....P .....1992-93	Cox, Ralph .....N/A .....1967
Ardizzone, Pete .....N/A .....1990	Bottom, David .....P .....1978-79	Cowan, Bryan .....OF .....1974-75-76-77	Craft, Jerry .....P .....1959
Arnerich, Tony .....C .....2001	Bourland, Dave .....N/A .....1958-59	Crawford, Jim .....OF .....1954	Crown, Larry .....OF .....1973-74
Arnold, Boo .....OF .....1987	Boyman, James .....P .....1996	Culver, Grant .....OF .....2000	Cummings, Lloyd .....N/A .....1975-76
Arredondo, Gilbert .....OF .....1988-89	Boyd, Bruce .....1B .....1958-59-60	Cunningham, Bryce .....INF .....1991	Cunningham, Eric .....P .....1999
Arthur, D'Nard .....DH .....1988-89-90-91	Boydston, Jeff .....OF .....1988, 1990-91-92	Cunningham, Marco .....OF .....1999-00	Curry, Bill .....N/A .....1959
Ashby, Gary .....1B .....1974-75-76-77	Brady, Edward .....N/A .....N/A		
Ashby, Taylor .....OF .....2007-08-09-10	Brady, Josh .....INF .....2004		
Ault, Doug .....1B .....1971-72	Braden, Dallas .....P .....2004		
Austry, Mark .....1B .....1998-99-2000	Bradley, Ronnie .....P .....1956		
Auten, Collin .....RHP .....2007	Brandenburg, Mark .....P .....1991-92		
Avants, Carey .....INF .....2005	Brandon, Ramey .....P .....1962-63		
Ayers, Carter .....INF .....1997	Brewer, Ryan .....P .....1995-96		
Ayers, Ronnie .....2B .....1962-63-64	Broadbent, Matt .....INF/DH .....2014		
Avery, Louis .....P .....1973	Brock, Steven .....P .....1971-72-73-74		
<b>-B-</b>		Bromley, Mike .....P .....1961	
Bafidis, Cory .....LHP .....2011	Brooks, N/A .....N/A .....1974		
Baker, Ben .....INF .....2007	Brooks, Don .....P .....1954		
Baker, Richard .....3B .....1962	Brooks, Jason .....SS .....1993		
Ballard, Jerry .....INF .....1970-71	Brothers, A.J. ....N/A .....1926-27-28		
Barber, Lawrence .....N/A .....1958	Brown, Dalton .....RHP .....2013-14		
Bard, Josh .....C .....1997-98-99	Brown, Jake .....3B .....2002		
Barker, Richard .....N/A .....1963	Brown, Logan .....OF .....2008-09		
Barlow, Joe Dee .....3B .....1962	Broyles, Shane .....RHP .....2012		
Barnes, Barrett .....1B/OF .....2010-11-12	Bruce, T.J. ....INF .....2003		
Barnes, Marty .....P .....1972-73	Bruening, Brett .....RHP .....2010		
Barney, Cody .....INF .....1997	Bryant, Clint .....3B .....1993-94-95-96		
Barrett, Mike .....N/A .....N/A	Bryant, Robert .....P .....1978-79-80-81		
Barrick, Gary .....OF .....1972-73	Buchenaue, Joel .....2B .....2002		
Barrios, Jake .....3B .....2013-14	Buck, Dusty .....IF .....2000-02-03		
Bartley, Dick .....N/A .....1964-65-66-67	Buckley, Brandon .....C-1B .....1997-98		
Bartley, Richard .....N/A .....1970-71	Burleson, Bryant .....2B/3B .....2012-13-14		
Bass, Blake .....1B .....2012-13	Burnett, Arthur .....N/A .....1927-28		
Bates, Buzz .....1B .....1956-57	Burnett, Joe .....RHP .....2010		
Bates, John Henry .....INF .....1954-55-56-57	Burns, Brennan .....INF .....1998-99-2000-01		
Bauder, Nathan .....RHP .....2013	Bustos, Saul .....3B .....1993-94		
Baxter, Kevin .....C .....1981	Buthorne, N/A .....N/A .....1968-69		
Beck, Doug .....INF .....2003	Butler, Shane .....P .....1993-94		
Beiras, Mike .....P .....1987-88	Butler, Zach .....P .....2005-06		

## ALL-TIME LETTERWINNERS

Cusak, Steve.....OF.....1972-73	Eiguren, Chaz.....1B/DH.....1999-2000	Goode, Carl.....P.....1962
Cushman, Greg.....OF.....1991	Elizondo, Ryan.....INF.....1992	Goode, Stan.....N/A.....1970
Custred, Matt.....RHP.....2013-14	Enriquez, Frank.....P.....1983	Gooding, Jason.....P.....1997
<b>- D -</b>	Erculiani, Darin.....C-OF.....1992-93	Goodwin, Dub.....N/A.....N/A
Daly, Ryan.....INF.....1991	Ertel, Chad.....RHP.....2001-02	Goulding, Gil.....P.....1979-80
Damron, Ty.....LHP.....2014	Erzinger, Scott.....LHP.....2010-11	Graves, Grady.....OF.....1954-55
Darnell, James.....P.....1984-85-86	Eureste, Matt.....INF.....2012	Gray, Dollie.....N/A.....1926
Davidson, Jon.....P.....1974-75	Evans, Drew.....OF.....2006-07	Gray, Willis.....N/A.....1928
Davidson, Tim.....P.....1996	Evans, Joel.....P.....2004	Green, N/A.....N/A.....1968
Davis, Brad.....OF.....1996	Evans, Roger Mac.....P.....1960-61-62	Gregg, Brody.....OF.....1994
Davis, Brandon.....P.....1993	<b>- F -</b>	Gregg, J.....N/A.....N/A
Davis, Bret.....N/A.....1982	Farrar, Colt.....RHP.....2009-10	Gregory, N/A.....N/A.....1968
Davis, Cagle.....OF.....1961-62-63	Findley, Glen.....N/A.....N/A	Griffin, "Rip".....SS.....1954-55
Davis, Guy.....OF.....1962	Flanigan, Charles.....P.....1958-59-60	Griffin, Mike.....N/A.....1972-73-74
Davis, Jeff.....OF.....1985	Fleming, Kengray.....OF.....2009	Griffis, Justin.....C.....2001
Davis, Joe.....N/A.....1992	Flora, Ben.....LHP.....2009-10-11-12	Griffith, Dax.....N/A.....1972
Davis, Jon.....OF.....1993-94	Florence, A.J.....SS.....2013	Grim, Joseph.....P.....1983
Davis, Malcolm.....OF.....1993	Floyd, Tyler.....C.....2014	Grimes, John.....1B.....1981-82-83-84
Davis, Zach.....OF.....2013-14	Ford, Kyle.....SS.....1989	Grimmell, Norman.....P.....N/A
Dawson, Andy.....INF.....1981-82	Forkerway, Trey.....INF.....1992-93	Grimmer, Steve.....C.....1973
Deal, Randy.....C.....1989	Fornea, Russ.....P.....2008	Groener, David.....INF.....2006
Dean, Bill.....OF.....1958-59-60-61	Fossum, Brent.....OF.....2001-02-03	Gross, Bob.....1B/C.....1983-84-85
Dean, Matt.....N/A.....1981	Fossum, Clancy.....P.....1999-2000-01	Guerin, N/A.....P.....1971
Decker, Darryl.....P.....1984	Foster, Brandon.....P.....2009	Guerrero, Mike.....P.....1984
DeHaven, Coby.....OF.....1986-87	Foster, Pat.....3B.....1974-75-76-77	Guerry, Kyle.....P.....1988-89-90
Deichert, Matt.....INF.....2001	Fouts, Cooper.....C.....2003-04-05	Gustafson, Mike.....INF.....1986-87-88-89
Delagarza, Eddie.....N/A.....1986	Fouts, Nathan.....P.....2002-03	Gutierrez, Cesar.....P.....1999-2000
Delgado, Jose.....INF.....2004	Fowler, Mike.....OF.....1981	Gutierrez, Eric.....1B.....2013-14
Deller, Bob.....OF.....1988-89	Fowler, Trae.....C.....1986-87	Guzman, Moses.....INF.....1983
Demere, George.....P/INF.....1954-55-56-57	Fowler, Zach.....LHP.....2011	Gwinn, Carter.....C.....2007
Dennis, Matt.....P.....1980-81-82	Fox, Brian.....C.....1996	<b>- H -</b>
Dennis, Steve.....P.....1981-82	Fox, Eldon.....P.....1965-66	Hagen, Stephen.....1B.....2010-11-12
DeWitt, Chubby.....2B.....1927-28	Fox, Joe.....P.....1963-64-65	Haggard, Jerry.....2B.....1966-67-68-69
Dickenson, William.....N/A.....N/A	Free, Kelly.....P.....1994-95	Haley, Tommy.....C.....1975-76
Dillon, Joe.....1B-OF.....1996-97	Freeman, Chet.....N/A.....1975	Hall, Chris.....INF.....2007-08
Dinsmoore, David.....P.....2006	Fricks, Scott.....C.....1987	Hall, Ricki.....P.....1978-79
Dobyns, Tommy.....SS.....1984	Frost, Eldon.....N/A.....1964-65	Ham, Doug.....P.....1970-71
Donelson, S. (Burgess).....N/A.....1957-58	Frost, Eldon.....C/OF.....1975-76-77	Ham, Justin.....INF.....1999
Doran, Bobby.....RHP.....2010	Fruge, Dwight.....P.....1987-88	Hamilton, Red.....N/A.....1927
Douglas, Lorenzo.....P.....2008-09	Frush, Jimmy.....P.....1994-95-96-97	Hammersley, Grant.....P.....1990-91-92
Dreibelbis, Ryan.....P.....2004	Fry, Adam.....P.....2004-05	Hampton, Buddy.....P.....1967-68
Driskell, Travis.....P.....1991-92-93	Fuller, Cody.....OF.....2002-03-04-05	Haney, Josh.....INF.....2003-04
Drown, Larry.....OF.....1972-73-74	Funts, Bob.....2B.....1962	Hannah, Kevin.....P.....1993-94
Drozdz, Jonny.....LHP.....2013-14	<b>- G -</b>	Hanslik, Nick.....OF.....2009, 2011-12
Drury, Scott.....OF.....1987	Gage, Travis.....P.....1991-92-93	Harbin, Matt.....LHP.....2000-01-02
DuBuc, Matt.....1B.....1994-95	Galanos, Chris.....OF.....1965-66	Hargrove, Carleton.....P.....2005-06
Dudley, John.....1B.....1964-65-66	Garcia, Lanny.....P.....1977	Harlan, Guy.....N/A.....1927
Dudley, Morris.....P.....1963-64-65	Garcia, Ruben.....P.....1970-71-72-73	Harp, Jeffrey.....2B.....1979-80-81-82
Duewel, Todd.....P.....1987-88	Garrido, Mike.....P.....1984	Harris, Bob.....C.....1976-77
Dundore, David.....P.....1983	Garrison, Gehrig.....OF.....1956-57-58-59	Harris, Clark.....INF.....2000-01-02
Dunivant, Ronnie.....OF.....1973	Gary, Glen.....1B.....1962	Harris, Donald.....OF.....1988-89
Duperron, Mike.....p.....1999	Garza, David.....2B/OF.....1999-2000	Harrison, Charles.....INF.....1961-62
Durazo, Willie.....C.....2002	Gattis, Randy.....P.....2004-05-06	Harriss, Robin.....C.....1993-94
Durham, James.....P.....1983-84	Geck, David.....SS.....1986-87	Hart, Joey.....C/1B.....1999
Durham, Miles.....OF.....1998-99-2000	Gerstner, Corey.....P.....2002-03-04	Harycki, Jim.....P.....1984
DuRoss, Randy.....OF.....1992-93-94-95	Geurin, Robert.....P.....1970-71	Hast, Wayne.....N/A.....N/A
Dusek, Dylan.....LHP.....2014	Gibbins, Doug.....INF.....1961-62-63	Hatfield, Derek.....P.....1981-82-83
Dykes, Sonny.....1B.....1989-90	Gibson, George.....OF.....1959-60-61	Hawkins, Paul.....P.....1956-57
<b>- E -</b>	Gilbert, N/A.....N/A.....1968	Hayburst, Bob.....N/A.....1927
Easterling, Brannon.....RHP.....2012	Gilpin, Duncan.....P.....N/A	Hayes, Roberts.....P.....1965-66
Easterwood, Bill.....P.....1962-63	Ginter, Keith.....2B.....1997-98	Hays, Shanon.....INF.....1989-90
Eddy, Chris.....P.....1989	Glenn, Darrin.....INF.....1991	Hazzard, David.....P.....1975-76
Edelmon, Wilburn.....P.....1926-27-28-29	Godley, James.....N/A.....1969	Head, Glenn.....N/A.....N/A
Edler, Steve.....OF.....1978-79-80	Goff, Steve.....N/A.....N/A	Head, Louis.....RHP.....2009-10
Edwards, Madison.....OF.....2002-03-04-05	Gonzalez, Andy.....P.....1995	Hejl, Don.....C.....1978-79-80-81
Edwards, Phil.....N/A.....1985	Gonzalez, Paul.....RHP.....2007-08	Helms, Mark.....DH.....1988-89
Edwing, Donald.....OF.....1983	Gooch, Steve.....P.....2002-03-04	Henderson, Monroe.....INF.....1955-56-57



**ALL-TIME LETTERWINNERS**

Hendrick, Carlos.....OF.....1962	Jordan, Scooter.....OF.....2002-03	Leshinski, Robert.....N/A.....N/A
Hernandez, Thomas.....3B.....1986-87-88	Joyner, Steve.....INF.....1973	Leslie, Logan.....OF/INF.....2008-09
Herrington, Heath.....OF/RHP.....2014	Juarez, Joe.....C.....1999	Leverton, James.....OF/INF.....2006-07-08
Hill, Clay.....OF.....1992	Juett, Dana.....N/A.....N/A	Lewis, Fielding.....P.....2005
Hill, Rob.....N/A.....1958	Junior, Rick.....INF.....1983	Lewis, Marcus.....OF.....2004
Hill, Volney.....N/A.....1926-27		Lewis, Robert.....INF.....1971-72-73
Hilliard, Darwin.....1B.....1961-62	<b>- K -</b>	Limas, Lloyd.....P.....1956
Hodges, Gerald.....N/A.....1959	Kahrenjold, Kyle.....P.....1982	Lindsay, Grant.....P.....1989-90-91-92
Hodges, Kerry.....OF.....2001	Karns, Nathan.....P.....2008-09	Lindstrom, David.....C.....1994-95-96
Hodson, King.....P.....1988-89-90-91	Karstens, Jeff.....P.....2003	Lindstrom, Jay.....C.....1984
Hoffpauir, Barry.....SS.....1971-72	Kastelic, Matt.....OF.....1995-96	Little, Randy.....OF.....1972-73-74
Hollock, Clay.....P.....1983-84-85-86	Kaufman, Ray.....N/A.....1929	Llanas, Joseph.....P.....2003
Holly, Ronny.....P.....1964-66	Kaufman, Wes.....OF.....1928	Lloyd, Joseph.....P.....1956
Holub, Hayden.....RHP.....2011	Keith, Bo.....C.....1967	Long, Ben.....P.....1999-00
Holmstead, Dax.....OF.....1994-95	Keller, John.....OF.....1976-77-78-79	Long, Gary.....1B.....1966
Holzauer, Scott.....SS/2B.....1999-2000	Kemp, Zane.....P.....1996	Long, Ryan.....3B/SS/DH.....2014
Hooper, Jimmy.....P.....1997	Kennedy, Patrick.....N/A.....N/A	Lopez, Jordan.....OF.....2011-12
Horn, Michael.....N/A.....N/A	Kenworthy, Joey.....INF.....2007-08-09-10	Lotter, Pat.....C.....1975-76
Horton, Dean.....OF.....1961	Kestner, Jason.....P.....1990-91	Lowery, Kevin.....INF.....1985-86-87-88
Horton, Jimmy.....OF.....1973-74	Kieschnick, Roger.....OF.....2006-07-08	Luig, Edward.....N/A.....N/A
Hough, Bonham.....OF.....2010	Kilcrease, Robert.....P.....2008-09, 2011	Lundsford, Trey.....C.....1999-2000
House, Doug.....P.....1976-77	Kilford, George.....INF.....1992-93	Lundy, Michael.....N/A.....N/A
Howard, Butch.....P.....1961	Kilmer, Rod.....INF.....1971-72-73-74	Lyons, Anthony.....OF.....2014
Howard, Elton.....C.....1959-60	Kimbley, Gary.....N/A.....N/A	
Howell, Red.....N/A.....1926-27-28-29	King, Mitch.....OF.....1993-94-95-96	<b>- M -</b>
Howey, Todd.....OF.....1983-84-85	Kinney, Mike.....OF.....1990-91-92-93	Macatee, John.....P.....1990-91-92-93
Hrleith, Ernie.....3B.....1976	Kirk, Kevin.....P.....1988-89-90-91	MacAtee, Tom.....OF.....1992-93
Huddleston, Brent.....C-OF.....1997	Kirsch, Adam.....OF/DH.....2014	MacAyers, Ronnie.....N/A.....1963-64
Hudson, Joseph.....P.....2000	Kitchen, Eric.....INF.....2002	MacLeay, John.....C.....1983
Huggins, Norman.....OF.....1955-56-57-58	Kleinsorge, Eric.....P.....1988-89	Macnoll, Mason.....OF.....2009
Hughes, Gary.....P.....1968	Knight, Larry.....P.....1971-72	Maenias, Rusty.....P.....1981
Humphreys, Alec.....INF.....2013-14	Knostman, John.....OF.....1959	Magill, Mike.....C.....1990-91
Humphreys, Mike.....OF.....1985-86-87-88	Kobza, Greg.....1B.....1989	Mahaffey, Scott.....N/A.....N/A
Hunt, Jerry Cullen.....C.....1956-57-58	Kohler, Bobby.....OF.....1979-80-81-82	Maldonado, Phillip.....3B.....1986
Hunter, Kim.....P.....1975-76	Kolander, Jerry.....OF.....1966-67	Mapp, Eric.....OF.....1992
Hurt, Steve.....OF-P.....1968-69-70	Kolb, Brandon.....P.....1995	Marlow, John.....P.....1987
Huth, Jason.....INF.....1997-98-99	Kolbicka, Todd.....OF.....1991-92	Marshall, Allen.....SS.....1999
Hynes, Colt.....P.....2006-07	Kreder, Monk.....C.....2008	Marshall, Brett.....P.....1984-85-87-88
<b>- I -</b>	Kroeger, L.....N/A.....1965	Marshall, Raymond.....OF.....1926-27-28-29
Ibarguen, Steve.....P.....1979-80	Kruger, Jeff.....P.....1985-86	Martin, Billy.....INF.....1986
Inzer, Tommy.....INF.....1980	Krystynik, Kurt.....INF.....1997	Martin, Charles.....OF.....1956
Irvin, Ray.....P.....1983	Kuehle, Robert.....N/A.....1967-68	Martin, Kyle.....INF.....2006-07
Iverson, Sean.....INF.....2004	<b>- L -</b>	Martin, Matt.....SS.....1988-89-90
<b>- J -</b>	Lair, Matt.....P.....2002	Martin, Max.....C.....1968-69-70
Jackson, John.....N/A.....N/A	Lamar, Rusty.....P.....1983	Martindale, Bobby.....N/A.....1971-72
Janca, Sam.....RHP.....2007-08	Lance, Billy.....OF.....1985-86-87	Martines, Scooter.....1B.....1998
Johnson, Bubba.....P.....1990	Landreth, Jason.....OF.....1997-98	Martinez, Sergio.....OF-1B.....1995-96
Johnson, Bubba.....P.....1993	Landry, Chad.....1B/OF.....2000-01	Masek, Trey.....RHP.....2011-12-13
Johnson, Charles.....P.....1978-79-80-81	Landry, Greg.....C.....1981-82-83-84	Mask, Michael.....OF.....2004
Johnson, Chuck.....P.....1954	Langen, Shane.....OF.....1997	Mason, Wayne.....C.....1956
Johnson, James.....P.....1959	Large, Cory.....P.....2006-07-08-09	Matticks, Don.....N/A.....1957
Johnson, Jay.....LHP.....2010	Larkin, Shaun.....INF.....2000	Mattson, Ronnie.....INF.....1973-74-75-76
Johnson, Jeff.....P.....1993	Larsen, Mike.....RHP.....2001	Mauldin, James.....P.....1989
Johnson, Jimmy.....INF.....1981	Lasiter, N/A.....N/A.....1926	May, Greg.....INF.....1984
Johnson, Woodrow.....P.....1960	Laughlin, Russell.....INF.....1978-80-81-82	Mayo, Jeremy.....C/RHP.....2008-09-10
Johnston, Mark.....P.....1977-78-79	Law, Dan.....N/A.....1956-57	McCain, Marcus.....1B.....1995
Johnston, Morgan.....INF.....1982-83	Law, Dee.....UTI.....1980-81-82	McCoy, Joe.....P.....2005-06
Johnston, Paul.....OF.....1974-75-76-77	Lawford, Adam.....P.....2005	McCreary, Mike.....P.....1995
Jones, Aaron.....P.....2003	Lawrence, Kevin.....N/A.....N/A	McCrummen, Jerad.....RHP.....2011-12-13
Jones, Bill.....P.....1954-55	Leach, Michael.....N/A.....1968	McCutcheon, Billy.....N/A.....N/A
Jones, Jacob.....C.....2004	Lee, Johnny.....P.....1972-73-74-75	McDowell, Mark.....P.....1980-81-82-83
Jones, Jimmy.....INF.....1980	Leimgruber, Scott.....C.....1976-77-78-79	McElroy, Tanner.....P.....2002-03-04-05
Jones, Josh.....P.....2000	Leist, Stephen.....P/Ut.....2001-02	McElroy, Travis.....OF.....2002-03
Jones, Mitchell.....OF.....1983-84	LeJeune, Scott.....DH/OF/1B.....2009-10, 2012-13	McFarlin, Kip.....P.....1992-93
Jordan, Danny.....N/A.....1990	Lemen, Blake.....OF.....2007	McGee, W.L.....P.....1954
Jordan, Kevin.....3B.....1998	Leonard, Neal.....C/OF.....1992-93-94-95	McGill, Clint.....INF.....2003
Jordan, Joe.....INF.....1971	LePori, Mark.....P.....1975-76	McGill, Mike.....C.....1990-91

## ALL-TIME LETTERWINNERS

McGowan, Michael.....P.....2004-05	Noonan, Craig.....3B.....1977-78-79-80	Redman, Reid.....3B.....2011-12
McGruder, Jamodrick.....2B.....2010-11-12	Norris, Cecil.....OF.....1970-71-72-73	Reed, Chris.....P.....1993
McIntyre, John.....SS.....1966-67-68-69	Nye, Ryan.....P.....1994	Reed, Michael.....OF.....2009-10
McKean, Pat.....P.....1968-69-70	<b>- O -</b>	Reed, Steve.....OF.....1964
McKee, Don.....OF.....1968-69	Odom, Aaron.....LHP.....2006-07	Reeves, Frank.....P.....1954
McKenzie, Wes.....OF.....1982-83-84	O'Keeffe, David.....3B/1B.....1999-00	Renfro, Maurice.....OF.....1988
McLamore, Eric.....INF.....2000	Oliveros, Jesse.....SS.....1997	Renner, Blake.....P.....2004
McLaughlin, Eric.....P.....1992-93-94	Ortmeier, Chris.....RHP.....2007	Reves, Tyler.....DH/C.....2006
McMillan, Tommy.....INF.....1973-74-75-76	Owens, John.....INF.....1968-69-70-71	Reynolds, Chad.....P.....1996, 2000
McNicol, Douglas.....N/A.....N/A	<b>- P -</b>	Richardson, Dustin.....P.....2005-06
McRight, Terry.....P.....1955	Paiz, David.....RHP/OF.....2011-12	Richardson, Steve.....OF.....1997-98-99
McSpadden, Tom.....N/A.....N/A	Palmer, Rod.....N/A.....N/A	Richburg, Chris.....OF.....2005, 2007-08-09
Meador, Kent.....INF.....1986-87	Paradoski, Matt.....P.....2006	Richoux, Elliot.....C/DH.....2013
Mendazona, Joe.....C-OF.....1988-89-90-91	Parker, Earl.....INF.....1958	Riddle, Ryan.....INF.....2003
Messemer, James J.....N/A.....N/A	Parsons, Donny.....INF.....1968	Rigney, F.N. Jr.....P.....1927-28-29
Metzler, Cory.....P.....2000-01	Parten, Jamen.....RHP.....2011-12	Riley, Jim.....N/A.....N/A
Meurin, Billy.....P.....1980	Patrick, Spencer.....OF-1B.....1997	Rindels, Tanner.....OF.....2008
Meyer, Andy.....OF.....1954	Peck, Jeff.....P.....1994-95-96-97	Rinehart, Jake.....OF.....1997
Meyer, Reid.....LHP.....2013	Perez, Louis.....OF.....1974	Ritchie, Todd.....OF.....2013-14
Meyers, Casey.....INF.....1983	Perry, James.....OF.....1962-63	Roberson, Brandon.....P.....1999-2000-01
Michna, Mark.....OF.....1983-84	Perry, Richard.....3B.....1963-64-65	Roberts, Drew.....INF.....2005
Mielnicki, Alec.....OF.....2010	Peters, Lance.....P.....1983-84	Roberts, Rod.....P.....1972
Miller, Chris.....P.....1992	Peterson, Carl.....1B.....1926-27-28-29	Roberts, Teddy.....INF.....1965
Miller, Jackie.....INF.....1954, 1958-59	Peterson, Casey.....INF.....1984	Robertson, Edwin.....P.....1957-58-59
Miller, James.....P.....1979-80	Petite, Brandon.....RHP.....2010	Roddy, Clint.....INF.....1994
Miller, Jim.....OF.....1966	Petrie, Trent.....INF.....1992	Rodriguez, David.....P.....1984
Miller, Logan.....C.....1995	Pettus, Nick.....RHP.....2014	Rodriguez, Junior.....SS.....1998
Miller, Matt.....P.....1994-95-96	Petty, Joe.....N/A.....1982	Roper, Brian.....C.....1986-87-88-89
Milton, John.....P.....2004	Phifer, Gary.....INF.....1983-84	Roper, Stephen.....OF.....1980-81-82
Mize, Jon.....INF.....1991-92	Phillips, Chris.....RHP.....2001	Ross, Johnny.....C.....1983-84
Monreal, Kellen.....OF/P.....2009	Pierce, Brian.....OF.....1989	Rowe, Steve.....P.....1999-2000-01-02
Montgomery, Jim.....SS.....1968-69	Pierce, Jack.....P.....1969-70-71-72	Rucker, Kevin.....C.....1979-80-81-82
Morgan, Miles.....P.....2006-07-08-09	Plefka, Jon.....P.....2006	Ruecker, Dion.....SS.....1995-96
Morin, Van.....P.....1976	Pliler, Barrett.....P.....2004	Rueda, Willie.....INF.....2006-07-08-09
Morris, Steve.....INF.....1971	Plum, Ned.....OF.....1981	Ruiz, Ryan.....OF.....1998-99
Moore, Brennan.....OF.....2012-13	Plumlee, Brandon.....OF.....1999	Runkel, David.....P.....1975
Moore, Chris Lynn.....OF.....1989-90	Pogue, Mark.....OF.....1955	Russell, Carl.....N/A.....N/A
Moore, John.....OF.....1981	Polizzi, Tony.....SS.....1994	Rutherford, Gary.....P.....1977
Moore, Patrick.....OF.....1980-81-82-83	Pool, Chris.....INF.....1991	<b>- S -</b>
Moore, J.T. "Red".....P.....1929	Popescu, Nick.....3B/2B/LF.....2010-11	Sadberry, Chris.....LHP.....2014
Moore, Tim.....P-OF.....1983-84-85-86	Poteete, Jarrard.....C/DH.....2013	Salazar, Gabe.....P.....1991
Moreno, Dominic.....RHP.....2013-14	Potter, Dave.....3B.....1956-57-58	Sampson, Chris.....INF.....1999
Morris, Steven.....N/A.....1971-72	Potter, Luke.....2B.....1994	Sams, Ted.....1B.....1928
Moseley, Ryan.....RHP.....2014	Potts, Keith.....P.....1981-82	Sandoval, Derek.....C.....1983-84-85-86
Mounds, Del Ray.....P.....1960	Powell, Houston.....P.....1955, 1957-58-59	Savage, Lawrence.....3B.....1960
Moyer, Gary.....P.....1978-80-81-82	Pressley, Don.....P.....1954	Schenk, Len.....INF.....1969-70
Murray, Ben.....OF.....1994	Price, Duane.....OF.....1996-97-98	Schessler, Gary.....N/A.....1962
Murrell, Jim.....OF.....1963, 1966-67	Prichard, Tom.....3B.....1959-60	Schiermeyer, James.....N/A.....1958
Muschalek, Mike.....P.....1969-70	Prince, Randy.....P.....1971-72-73-74	Schnabel, Matt.....OF.....1994
Muth, Donald.....C.....2007	Proudfoot, Tim.....SS.....2012-13-14	Schnettgoecke, John.....C.....2008
<b>- N -</b>	Puckett, Mark.....P.....1984	Schultz, Jeff.....3B.....1992-93
Nadeau, Richard.....OF.....1997	Pumphrey, Gary.....INF.....1972	Schurr, Trey.....RHP.....2007
Nash, Don.....C.....1965	<b>- Q -</b>	Schussler, Norman.....OF.....1965-66-67
Neely, John.....RHP.....2010-11-12	Quick, Austin.....P.....2008-09	Scofield, Josh.....LHP.....2007
Nelson, Peter.....INF.....1998	<b>- R -</b>	Scott, Barry.....P.....1961
Neslony, Tyler.....OF.....2013-14	Ragan, Stacy.....INF.....1986-87	Scott, Paul.....INF.....1984
Nethery, Scott.....2B.....1980-81-82	Rainey, Jason.....OF.....2000-01	Seefeld, Jason.....INF.....2006-07-08
Newman, Eric.....P.....1994	Ralston, Brad.....P.....1996-97-98-99	Seeger, J.D.....P.....2002
Newman, J.J.....P.....2000-01-02	Ramos, A.J.....P.....2006-07-08-09	Segrist, Gene.....OF-P.....1980-81-82-83
Newton, Randy.....OF.....1978-79	Ramos, Rex.....INF.....1983	Segrist, Khris.....P.....1986-87
Nichols, George.....P.....1962-63	Randolph, Mason.....C.....2011-12-13-14	Selby, Larry.....OF.....1977-78-79
Nicklaus, Winfield.....INF.....1926-27	Rankin, Walter.....1B.....1961-62-63	Sellers, Cory.....P.....2000
Nies, Peter.....1B.....1985-86	Ray, Frank.....P.....1962-63-64	Shaffer, Jeff.....P.....1991-92
Nikkel, Kim.....OF.....1975	Reaves, Joe.....2B.....1959-60	Shahak, Evan.....DH.....2003
Nix, Craig.....2B.....1976-77	Reddell, Steve.....P.....1984	Sharpe, Sean.....C.....1992
Nocker, Patrick.....INF.....1984	Redman, Dale.....INF.....1981-82-83-84	Shaw, Brandon.....P.....2002
Nonies, Michael.....C.....1992	Redman, Hunter.....C.....2014	Shaw, Dick.....INF.....1969-70

## ALL-TIME LETTERWINNERS

Shelby, Larry.....OF.....1978-79-80	Therneau, David.....RHP.....1997	Wieczorek, Mike.....P.....1989
Shellhorn, Rusty.....LHP.....2012	Thomas, Brent.....OF.....2005	Wiley, Jerry.....N/A.....1963
Shipley, Kurt.....P.....1987-88-89-90	Thomas, Steven.....P.....2003-04	Wilkes, John.....C.....1972-73-74
Shirley, Eric.....RHP.....1982-83	Thompson, Sean.....RHP.....2014	Wilkins, Blair.....OF.....2006
Shook, Wes.....OF.....1991-92	Thorne, Larry.....OF.....1963-64-65	Wilkins, George.....N/A.....1926
Shuffield, Chris.....SS.....1997	Thorley, David.....N/A.....1970	Willett, Dennis.....1961
Shull, Michael.....P.....1983-84	Tidwell, Larry.....N/A.....N/A	Williams, Billy.....C.....1961
Shultz, Jeff.....3B.....1992-93	Tijerina, Tony.....C.....1990-91	Williams, Chris.....OF.....2005-06
Shutt, Bill.....P.....1986-87	Tims, Aaron.....P.....2000	Williams, Foy Dee.....SS.....1963-64-65
Simms, Gary.....OF.....1974-75-76-77	Tole, John.....1B.....1993	Williams, J.....N/A.....N/A
Simon, Joel.....LHP.....2001	Tombs, Billy.....N/A.....1958	Williams, Kippy.....P.....1963-64
Simon, Richard.....RHP.....2001	Tomlin, Josh.....P.....2006	Williams, Marshall.....1B.....2011
Simon, Rod.....P.....1984	Tomlinson, Kelby.....SS.....2011	Williams, Mike.....P.....1974
Simpson, Bodie.....OF/P.....1999	Toro, Brandon.....OF.....1997	Williams, Shaud.....INF.....2001
Simpson, Marcus.....P.....2004	Totman, Jason.....2B.....1994-95	Willis, Terry.....P.....1980
Sisk, Bill.....N/A.....1958	Totten, Garrett.....INF.....2009-10	Wilson, Billy G.....C-OF.....1962-63
Skinner, Richard.....OF.....1955	Tovar, Michael.....INF.....1981	Wilson, Elmer.....P.....1954-55
Slack, Jon.....OF.....2002	Tracey, Kevin.....P.....1999-2000	Wilson, Josh.....INF.....2005
Smart, Patrick.....INF.....2005-06	Treadway, Damon.....INF.....1990	Wilson, Mike.....P.....1992
Smith, Bryon.....INF.....2002	Tripp, Johnathon.....RHP.....2013-14	Winder, Greg.....INF.....1984
Smith, Cameron.....LHP.....2014	Tuley, David.....INF.....1998	Winters, Bruce.....INF.....1982
Smith, Charles.....P.....1988	Turner, Jeff.....OF.....1981-82-83-84	Withrow, Matt.....RHP.....2013-14
Smith, Fulton.....P.....1954-55-56		Wolf, Alan.....P.....1992
Smith, Joe.....OF-P.....1997-98	<b>- U -</b>	Wolfe, Scott.....P.....1981
Smith, Keller.....N/A.....1965	Ulrich, Kirk.....P.....1995-96-97	Womble, Larry.....P.....1978
Smith, Matt.....C.....1992-93	Upchurch, Alan.....N/A.....N/A	Wood, Keith.....P.....1983-84
Smith, Matt.....C.....2005-06-07	<b>- V -</b>	Woodcock, Lance.....SS.....1999
Smith, Stephen.....OF.....2014	Valles, Jake.....C.....2002	Woods, Mike.....P.....1962
Smith, Travis.....P.....1994-95	Van Stavern, Monte.....P.....1968-69-70	Wooten, Mike.....INF.....1981-82
Snead, Chris.....Honorary	Vanlandingham, L.....INF.....1988	Wright, N/A.....N/A.....1927
Sokolovic, Ben.....C.....1996	Varney, J.J.....P.....1992-93	Wright, Charles.....P.....1955-56
Sosnowy, John.....1B.....1962	Vasquez, Gilbert.....P.....1970-71	Wright, Frank.....2B.....1954
Soto, Adrian.....P.....2002	Vestal, Johnny.....P/DH.....1976-77-78-79	Wright, Shane.....P.....1997-98-99
Spain, Don.....OF.....1970-71-72	Vogele, David.....C.....1971-72	Wyatt, Brian.....P.....2005
Spalding, Steve.....INF.....1983	von Schamann, Duke.....RHP.....2011-12	
Sparrow, Roger.....P.....1974	<b>- W -</b>	<b>- Y -</b>
Spence, Jerry.....INF.....1955-56	Waite, John.....OF.....1985-86	York, Larry.....P.....1968-69-70
Spencer, Dan.....C.....1985-86-87	Walker, Randy.....OF.....1968-69-70-71	Young, Travis.....UTL.....2005-07
Spooner, Vic.....OF.....1954	Walker, Robert.....N/A.....N/A	<b>- Z -</b>
Stanford, Jimmy Joe.....INF.....1955-56	Wall, Clint.....P.....1974	Zachry, Casey.....P.....2005
Stanton, James.....N/A.....N/A	Wallace, Brooks.....SS.....1977-78-79-80	Zachry, Jim.....3B.....1980-81-82-83
Steffey, David.....INF.....2004-05	Waller, Roy.....OF.....1926-27-28-29	Zelinski, Corey.....P.....1992
Stegent, Chris.....INF.....1989	Ward, Mark.....INF.....1990	Zumwalt, Jay.....OF.....1981
Steph, Rodney.....P.....1988-89-90-91	Ward, Monty.....P.....1996-97-98	Zwaicher, John.....N/A.....N/A
Stephenson, Phil.....N/A.....1967-68	Warren, Ken.....OF.....1959-60	
Stern, Jordan.....RHP.....2008-09-10	Washington, Gary.....P.....1968-69-70	
Stewart, Blake.....RHP.....2012	Watkins, N/A.....N/A.....1928	
Stewart, Brennan.....RHP.....2009-10-11-12	Watkins, Steve.....P.....1998	
Stewart, Trey.....INF.....2005-06	Watts, Lee.....OF.....1965-66-67-68	
Stewart, Zach.....P.....1996-97-98-99	Weaver, Ric.....INF.....1972-73-74	
Stewart, Zach.....P.....2008	Webb, Gene.....C.....1955	
Stiles, Marvin Edward.....OF.....1966-67	Webb, Glen.....P.....1954-55	
Stone, Dennis.....N/A.....N/A	Weber, Jon.....OF.....1999	
Stonerock, Ryan.....P.....1999	Weber, Robert.....P.....1966	
Stramp, Wade.....INF.....2013	Webster, Jimmy.....C.....1990	
Strathman, Ralph.....C.....1983	Weed, Ray.....OF.....1955	
Sullivan, Jim.....OF.....1983	Welch, Brandon.....OF.....1994-95	
Summers, Darrell.....OF.....1957	Wertz, Sean.....1B.....1993	
Summers, Hal.....OF.....1956	Whattenburger, Jim.....INF.....1981-82	
Swindle, Nathan.....P.....1983-84-85-86	Wheeler, Andre.....LHP/OF.....2011-12-13	
<b>- T -</b>	Whiple, Hurt.....P.....1987	
Tadlock, Tim.....INF.....1990-91	White, Bob.....1B.....1962-63	
Tarter, David.....P.....1963-64-65	Whitehead, Kevin.....C.....2009-10-11-12	
Taylor, Adrian.....SS.....1997	Whitfield, Lonnie.....N/A.....1968	
Taylor, Corey.....RHP.....2013-14	Whittle, Jason.....P.....1994	
Taylor, Ross.....1B.....1926-27-28-29	Whitton, Steve.....P.....1977-78	
Thennis, Doug.....INF/OF.....2007-08	Wickham, Jimmy.....OF.....1962	
	Wiebe, Bob.....2B.....1972-73-74-75	

## TEAM RECORDS

### MISCELLANEOUS TEAM RECORDS

Most Wins Season .....	51 (1995)
Most Losses Season .....	33 (1985)
Longest Winning Streak .....	16 games (2002)
Longest Losing Streak .....	17 games (1985)
Longest Big 12 Win Streak.....	8 games (2002)
Longest Big 12 Losing Streak .....	9 games (2007)
Longest SWC Winning Streak .....	8 games (1996)
Longest SWC Losing Streak.....	15 games (1985)
Defensive Double Plays Turned.....	68 (2013)

### TEAM SINGLE GAME RECORDS

At-Bats .....	58 vs. College of Southwest (3/25/97)
Runs .....	31 vs. College of Southwest (3/25/97)
Most Runs Inning.....	13 vs. Western Illinois (3rd inning) (2/19/05)
Hits.....	32 vs. College of Southwest (3/25/97)
Runs Batted In.....	30 vs. Baylor (3/23/84)
Doubles .....	12 at Kansas (4/25/10)
.....	12 vs. Valley City State (3/18/98)
Triples.....	6 vs. Rice (3/21/75)
Home Runs.....	8 vs. Missouri (4/5/97)
.....	8 vs. Baylor (3/23/96)
.....	8 vs. Baylor (3/23/84)
Total Bases.....	59 vs. Texas A&M (3/29/96)
.....	59 vs. Providence (5/27/95)
Walks.....	17 vs. Howard (2/6/99)
.....	17 vs. Baylor (3/23/96)
.....	17 vs. West Texas A&M (2/14/95)
Stolen Bases .....	10 vs. Oklahoma (4/24/04)
.....	10 vs. TCU (5/12/96)
.....	10 vs. West Texas A&M (2/10/95)
Strikeouts.....	18 at No. 7 Oklahoma (4/3/11)
.....	18 vs. Missouri (4/1/05)
.....	18 vs. Texas (1971)
Most Opponent Runs .....	28 vs. Texas A&M (4/5/85)
Most Opponent Hits.....	23 vs. Arkansas (4/22/84)
.....	23 vs. Rice (3/26/83)

### INDIVIDUAL OFFENSIVE GAME RECORDS

Consecutive Game Hitting Streak.....	30 Games - Gera Alvarez (2002)
At-Bats .7 27x, Bo Altobelli, Scott LeJeune, Reid Redman at Texas A&M (5/26/12)*	
Runs .....	6, Jon Slack vs. Sam Houston State (3/13/02)
Hits.....	6, Keith Ginter (6-for-6) vs. Kansas (4/10/98)
.....	6, Shane Langen (6-for-7) vs. College of Southwest (3/25/97)
.....	6, Joe Dillon (6-for-6), Southern California (5/26/96)
RBI.....	9, John Grimes vs. Baylor (3/23/84)
.....	9, Mike Bewley vs. Rice (3/21/75)
Doubles .....	3 12, Adam Kirsch at Oral Roberts (4/29/14)*
Triples.....	3, Jason Rainey vs. Texas A&M-Corpus Christi (5/1/01)
.....	3, Stubby Clapp vs. Houston (4/26/96)
.....	3, Gary Ashby vs. Rice (4/24/76)
.....	3, Ron Mattson vs. Arkansas (4/18/75)
Home Runs .....	4, Todd Howey, vs. Sul Ross State (3/20/84)
.....	4, Johnny Vidales vs. Sul Ross State (3/20/84)
Total Bases.....	16, Johnny Vidales vs. Sul Ross State (3/20/84)
.....	16, Todd Howey vs. Sul Ross State (3/20/84)
Stolen Bases .....	4 6x, Willie Rueda vs. Central Arkansas (3/4/08)*
Walks.....	5, Todd Ritchie at Oklahoma State (4/5/14)
.....	5, Ryan Ruiz vs. Howard (2/6/99)
.....	5, Chris Chiprez vs. UT Arlington (3/20/96)
.....	5, Clint Bryant vs. West Texas A&M (2/10/95)
Strikeouts.....	4 (Numerous times)

### INDIVIDUAL PITCHING RECORDS

Most Innings Pitched.....	17.0, David Callerman vs. Southeastern Oklahoma (4/18/66)
Most Hits Allowed.....	16, Monty Ward vs. Oklahoma (4/25/98)
.....	16, Robert Bryant vs. Arkansas (1979)
Most Walks Issued .....	10, Robert Bryant vs. Texas Lutheran (1979)
.....	10, Pat McKean vs. Rice (1969)
Most Runs Allowed.....	14, Jesse Cornejo vs. Oklahoma (4/24/98)
Most ER Allowed.....	13, Jesse Cornejo vs. Oklahoma (4/24/98)
Most Strikeouts .....	18, Monty Ward vs. Lindenwood (3/14/98)
.....	18, Buddy Hampton vs. Abilene Christian (1968)
Most Strikeouts by Opp.....	19, Burt Hooton, Texas (1971)

\* - *Most Recent*

**CAREER OFFENSIVE RECORDS****BATTING AVERAGE**

1. Doug Ault (1971-72).....	418
2. Jason Totman (1994-95).....	407
3. Keith Ginter (1997-98).....	399
4. Matt Kastelic (1995-96).....	389
5. Mike Humphreys (1985-88).....	382
6. Scooter Jordan (2002-03).....	375
Ryan Ruiz (1998-99).....	375
8. Brandon Buckley (1997-98).....	374
9. Clint Bryant (1993-96).....	371
10. John Vidales (1985-86).....	367

**AT-BATS**

1. Clint Bryant (1993-96).....	918
2. Taylor Ashby (2007-10).....	782
3. Randy DuRoss (1992-95).....	751
4. Josh Bard (1997-99).....	733
5. Joey Kenworthy (2007-10).....	721
6. Scott LeJeune (2009-13).....	705
7. Roger Kieschnick (2006-08).....	689
8. Barrett Barnes (2010-12).....	637
9. Madison Edwards (2002-05).....	608
10. Cody Fuller (2002-05).....	605

**HITS**

1. Clint Bryant (1993-96).....	341
2. Josh Bard (1997-99).....	268
3. Randy DuRoss (1992-95).....	235
4. Taylor Ashby (2007-10).....	228
5. Roger Kieschnick (2006-08).....	222
6. Mike Humphreys (1985-88).....	221
7. Joey Kenworthy (2007-10).....	218
8. Scott LeJeune (2009-13).....	215
9. Barrett Barnes (2010-12).....	203
Matt Kastelic (1995-96).....	203

**DOUBLES**

1. Josh Bard (1997-99).....	73
Clint Bryant (1993-96).....	73
3. Scott LeJeune (2009-13).....	58
4. Roger Kieschnick (2005-08).....	54
5. Barrett Barnes (2010-12).....	51
6. Taylor Ashby (2007-10).....	48
Keith Ginter (1997-98).....	48
8. Bryant Burleson (2012-14).....	45
Jason Landreth (1997-98).....	45
10. Joey Kenworthy (2007-10).....	43
David Lindstrom (1994-96).....	43

**TRIPLES**

1. Ronnie Mattson (1973-76).....	18
2. Jeff Boydston (1988-92).....	17
Gary Ashby (1974-77).....	17
4. Jason Rainey (2000-01).....	16
5. Jamodrick McGruder (2010-12).....	15
6. Robin Harriss (1993-94).....	14
Clint Bryant (1993-96).....	14
Donald Harris (1988-89).....	14
Jason Huth (1997-99).....	14
Madison Edwards (2002-05).....	14

**HOME RUNS**

1. Clint Bryant (1993-96).....	44
2. Josh Bard (1997-99).....	43
Joe Dillon (1996-97).....	43
4. Mike Humphreys (1985-88).....	41
5. Roger Kieschnick (2006-08).....	39
6. Dion Ruecker (1995-96).....	37
John Grimes (1982-85).....	37
8. Keith Ginter (1997-98).....	34
9. Barrett Barnes (2010-12).....	33
10. Todd Howey (1983-85).....	32

**RBI**

1. Clint Bryant (1993-96).....	271
2. Josh Bard (1997-99).....	232
3. Mike Humphreys (1985-88).....	192
4. Randy DuRoss (1992-95).....	164
5. Roger Kieschnick (2006-08).....	156
Joe Dillon (1996-97).....	156
7. Dion Ruecker (1995-96).....	150
8. Scott LeJeune (2009-13).....	144
9. John Grimes (1980-83).....	143
10. Cameron Blair (2004-05).....	141
David Lindstrom (1994-95).....	141
Ronnie Mattson (1973-76).....	141

**RUNS SCORED**

1. Clint Bryant (1993-96).....	271
2. Mike Humphreys (1985-88).....	192
3. Keith Ginter (1997-98).....	190
4. Randy DuRoss (1992-95).....	187
5. Barrett Barnes (2010-12).....	171
6. Josh Bard (1997-99).....	165
7. Cody Fuller (2002-05).....	160
Kevin Lowery (1985-88).....	160
9. Joey Kenworthy (2007-10).....	151
Roger Kieschnick (2006-08).....	151

**TOTAL BASES**

1. Clint Bryant (1993-96).....	574
2. Josh Bard (1997-99).....	478
3. Roger Kieschnick (2006-08).....	413
4. Mike Humphreys (1986-88).....	392
5. Barrett Barnes (2010-12).....	371
6. Randy DuRoss (1992-95).....	356
7. Joe Dillon (1996-97).....	352
8. Keith Ginter (1997-98).....	347
9. Dion Ruecker (1995-96).....	318
10. Jason Landreth (1997-98).....	313

**SLUGGING PERCENTAGE**

1. Jon Weber (1999).....	.732
2. Keith Ginter (1997-98).....	.726
3. Jason Landreth (1997-98).....	.713
4. Joe Dillon (1996-97).....	.710
5. John Grimes (1980-84).....	.688
6. Mike Humphreys (1986-88).....	.678
7. Kevin Jordan (1998-99).....	.662
8. Josh Bard (1997-99).....	.652
9. John Vidales (1984-86).....	.649
10. Cameron Blair (2004-05).....	.641

**WALKS**

1. Clint Bryant (1993-96).....	140
2. Keith Ginter (1997-98).....	129
3. Randy DuRoss (1992-95).....	123
4. Mike Humphreys (1986-88).....	116
5. Bryan Cowan (1974-77).....	115
6. Barrett Barnes (2010-12).....	113
7. Jamodrick McGruder (2010-12).....	110
8. Kevin Lowery (1985-88).....	107
9. Madison Edwards (2002-05).....	99
10. Jason Landreth (1997-98).....	94
Jeff Boydston (1990-92).....	94

**STOLEN BASES**

1. Matt Kastelic (1995-96).....	97
2. Jamodrick McGruder (2010-12).....	90
3. Jeff Boydston (1988-92).....	86
4. Cody Fuller (2002-05).....	83
5. Clint Bryant (1993-96).....	73
Kent Blassingame (1991-92).....	73
7. Willie Rueda (2006-09).....	59
8. Ryan Ruiz (1998-99).....	57
9. Keith Ginter (1997-98).....	56
10. Barrett Barnes (2010-12).....	50

**GAMES PLAYED**

1. Clint Bryant (1993-96).....	240
2. Taylor Ashby (2007-10).....	216
3. Madison Edwards (2002-05).....	212
4. Randy DuRoss (1992-95).....	195
5. Joey Kenworthy (2007-10).....	194
6. Cody Fuller (2002-05).....	193
7. Scott LeJeune (2009-13).....	189
8. Josh Bard (1997-99).....	177
9. Mark Austray (1998-00).....	172
Kevin Lowery (1977-80).....	172
Bryan Cowan (1974-77).....	172



## CAREER PITCHING RECORDS

### APPEARANCES

1. Steve Rowe (1999-02).....	86
2. Brad Ralston (1996-99).....	85
3. Jimmy Frush (1994-97).....	82
4. Ben Flora (2009-11).....	79
5. Zach Stewart (1996-99).....	77
6. Brian Cloud (2006-09).....	74
7. Jerad McCrummen (2011-13).....	70
8. Jeff Peck (1994-97).....	66
9. Rodney Steph (1988-91).....	65
10. Brennan Stewart (2009-12).....	63

### WINS

1. Shane Wright (1997-99).....	34
2. Matt Miller (1994-96).....	25
3. Steve Rowe (1999-02).....	21
Jimmy Frush (1994-97).....	21
Mark Brandenburg (1991-92).....	21
Rodney Steph (1988-91).....	21
Ruben Garcia (1970-72).....	21
8. Monty Ward (1996-98).....	20
9. Jeff Peck (1994-97).....	19
10. Kevin Tracey (1999-00).....	18
Brad Ralston (1996-99).....	18
Travis Smith (1994-95).....	18
John Macatee (1990-93).....	18

### INNINGS PITCHED

1. Shane Wright (1997-99).....	368.2
2. Rodney Steph (1988-91).....	335.0
3. Mark Brandenburg (1991-92).....	292.1
4. Steve Gooch (2002-04).....	271.0
5. Monty Ward (1996-98).....	270.2
6. AJ Ramos (2006-09).....	254.0
7. Matt Miller (1994-96).....	239.2
8. Jimmy Frush (1994-97).....	236.0
9. Brad Ralston (1996-99).....	235.1
10. Ruben Garcia (1979-73).....	231.1

### ERA (min. 40 IP)

1. David Callerman (1966-67).....	1.57
2. Ruben Garcia (1970-73).....	2.06
3. J.J. Varney (1992-93).....	2.23
4. Ryan Nye (1994).....	2.25
5. Duke von Schamann (2011-12).....	2.67
6. Jonny Drozd (2013-14).....	2.75
7. Mark Brandenburg (1991-92).....	3.02
8. Travis Gage (1991-93).....	3.13
9. Trey Masek (2011-13).....	3.21
10. Travis Driskill (1991-93).....	3.37

### ERA (since 1974, aluminum bats - min. 40 IP)

1. J.J. Varney (1992-93).....	2.23
2. Ryan Nye (1994).....	2.25
3. Duke von Schamann (2011-12).....	2.67
4. Jonny Drozd (2013-14).....	2.75
5. Mark Brandenburg (1991-92).....	3.02
6. Travis Gage (1991-93).....	3.13
7. Trey Masek (2011-13).....	3.21
8. Travis Driskill (1991-93).....	3.37
9. Brandon Roberson (1999-01).....	3.40
10. Shane Wright (1997-99).....	3.42
Doug House (1976-77).....	3.42

### COMPLETE GAMES

1. Shane Wright (1997-99).....	24
2. Mark Brandenburg (1991-92).....	16
3. Rodney Steph (1988-91).....	15
4. Kevin Tracey (1999-00).....	14
5. Doug House (1976-77).....	13
Ruben Garcia (1970-73).....	13
7. Mark McDowell (1980-83).....	12
Jon Davidson (1974-75).....	12
9. Chris Phillips (2001-02).....	10
10. Matt Miller (1994-96).....	9
Travis Smith (1994-95).....	9
Travis Driskill (1991-93).....	9
Kyle Fahrenthold (1980-81).....	9
Randy Prince (1972-75).....	9
Gary Washington (1969-72).....	9

### STRIKEOUTS

1. Monty Ward (1996-98).....	356
2. Ruben Garcia (1970-73).....	304
3. Shane Wright (1997-99).....	281
4. Brad Ralston (1996-99).....	263
5. Rodney Steph (1988-91).....	246
6. AJ Ramos (2006-09).....	241
7. Jimmy Frush (1994-97).....	239
8. Matt Miller (1994-96).....	213
9. Chad Bettis (2008-10).....	208
10. Mark Brandenburg (1991-92).....	194

### WALKS

1. Rodney Steph (1988-91).....	167
2. Clay Hollock (1984-86).....	151
3. Matt Miller (1994-96).....	138
4. AJ Ramos (2006-09).....	132
5. Mike Beiras (1987-88).....	126
6. Monty Ward (1996-98).....	113
7. Brad Ralston (1996-99).....	112
8. Kevin Kirk (1988-91).....	107
9. Ruben Garcia (1970-73).....	98
10. Bill Schutt (1986-87).....	91

### EARNED RUNS ALLOWED

1. Rodney Steph (1988-91).....	180
2. AJ Ramos (2006-09).....	156
3. Monty Ward (1996-98).....	144
4. Shane Wright (1997-99).....	140
5. Steve Gooch (2002-04).....	136
6. Matt Miller (1994-96).....	121
7. Jeff Peck (1994-97).....	117
8. Brad Ralston (1996-99).....	113
9. Chris Phillips (2001-02).....	110
10. Cory Metzler (2000-01).....	108

### GAMES STARTED

1. Shane Wright (1997-99).....	47
2. AJ Ramos (2006-09).....	44
Rodney Steph (1988-91).....	44
4. Monty Ward (1996-98).....	41
5. Steve Gooch (2002-04).....	39
6. Matt Miller (1994-96).....	38
7. John Macatee (1990-93).....	37
Ruben Garcia (1970-73).....	37
9. Mark Brandenburg (1991-92).....	36
10. Jeff Peck (1994-97).....	33

### LOSSES

1. Rodney Steph (1988-91).....	21
2. AJ Ramos (2006-09).....	16
3. Nathan Fouts (2002-03).....	13
Kevin Kirk (1988-91).....	13
5. Mike Beiras (1987-88).....	12
6. Mark Brandenburg (1991-92).....	11
Clay Hollock (1984-86).....	11
8. Several with.....	10

### SAVES

1. Chad Bettis (2008-10).....	17
2. Brad Ralston (1996-99).....	14
3. Steve Rowe (1999-02).....	10
Brandon Roberson (1999-01).....	10
5. John Neely (2010-12).....	9
6. Blake McGinley (2000-01).....	8
Jimmy Frush (1994-97).....	8
Tom Black (1976-77).....	8
9. Kevin Tracey (1999-00).....	7
Mark Johnston (1976-79).....	7

### WINNING PERCENTAGE (at least 20 decisions)

1. Steve Rowe (1999-02).....	21-3/.875
2. Shane Wright (1997-99).....	34-7/.829
3. Matt Miller (1994-96).....	25-7/.781
4. Jeff Peck (1994-97).....	19-6/.760
5. Travis Smith (1994-95).....	18-6/.750
Travis Driskill (1991-93).....	15-5/.750
7. Jimmy Frush (1994-97).....	21-8/.724
8. Brandon Roberson (1999-01).....	16-7/.695
9. Kevin Tracey (1999-00).....	18-8/.692
John Macatee (1990-93).....	18-8/.692

### WINNING PERCENTAGE (at least 10 decisions)

1. Jason Gooding (1997).....	11-0/.1000
2. Steve Rowe (1999-02).....	21-3/.875
3. Shane Wright (1997-99).....	34-7/.829
4. Kevin Hannah (1993-94).....	9-2/.818
5. Corey Gerstner (2003-04).....	11-3/.786
Ryan Brewer (1995-96).....	11-3/.786
Ryan Nye (1994).....	11-3/.786
8. Matt Miller (1994-96).....	25-7/.781
9. Travis Smith (1994-95).....	18-6/.750
Travis Driskill (1991-93).....	15-5/.750

## SEASON OFFENSIVE RECORDS

### BATTING AVERAGE

1. Doug Ault (1972).....	475
2. Jason Totman (1995).....	435
3. Andy Gonzalez (1995).....	427
4. Keith Ginter (1997).....	426
5. Matt Kastelic (1996).....	424
6. Clint Bryant (1995).....	422
7. Mike Humphreys (1988).....	407
8. John Grimes (1984).....	406
9. Joe Dillon (1997).....	393
10. Randy DuRoss (1995).....	392

### AT-BATS

1. Matt Kastelic (1996).....	269
2. Joe Dillon (1996).....	267
3. Josh Bard (1998).....	264
4. Kevin Jordan (1998).....	263
5. Clint Bryant (1996).....	262
6. Gera Alvarez (2001).....	260
Dion Ruecker (1996).....	260
8. Shaun Larkin (2000).....	259
9. Clint Bryant (1995).....	258
10. Dion Ruecker (1995).....	257

### HITS

1. Matt Kastelic (1996).....	114
2. Clint Bryant (1995).....	109
3. Keith Ginter (1997).....	106
4. Josh Bard (1998).....	101
5. Clint Bryant (1996).....	100
6. Nick Blankenship (2001).....	96
7. Cameron Blair (2004).....	95
8. Josh Brady (2004).....	94
Randy DuRoss (1995).....	94
10. Kevin Jordan (1998).....	93
Jason Totman (1995).....	93

### DOUBLES

1. Jason Landreth (1997).....	29
2. Scott LeJeune (2010).....	28
Josh Bard (1999).....	28
Stubby Clapp (1996).....	28
5. Clint Bryant (1996).....	26
6. Roger Kieschnick (2007).....	25
Brandon Toro (1997).....	25
8. Tony Arnerich (2001).....	24
Keith Ginter (1998).....	24
Keith Ginter (1997).....	24
Jason Totman (1995).....	24
Clint Bryant (1995).....	24

### TRIPLES

1. Jason Rainey (2000).....	9
2. Jamodrick McGruder (2012).....	8
Jon Weber (1999).....	8
Stubby Clapp (1996).....	8
Ronnie Mattson (1975).....	8
6. Jason Rainey (2001).....	7
Jason Huth (1997).....	7
Donald Harris (1989).....	7
Donald Harris (1988).....	7

### HOME RUNS

1. Joe Dillon (1997).....	33
2. John Grimes (1984).....	24
3. Josh Brady (2004).....	20
Dion Ruecker (1996).....	20
5. Clint Bryant (1988).....	18
Mike Humphreys (1988).....	18

7. Roger Kieschnick (2008).....	17
Cameron Blair (2005).....	17
Josh Bard (1998).....	17
Kevin Jordan (1998).....	17
Keith Ginter (1998).....	17
Keith Ginter (1997).....	17
Dion Ruecker (1995).....	17
Todd Howey (1984).....	17

### RBI

1. Clint Bryant (1996).....	100
2. Clint Bryant (1995).....	93
3. Josh Bard (1999).....	92
4. Josh Brady (2004).....	90
5. Joe Dillon (1997).....	89
6. Jon Weber (1999).....	84
Kevin Jordan (1998).....	84
8. Dion Ruecker (1996).....	82
9. Cameron Blair (2004).....	81
10. John Grimes (1984).....	79

### RUNS SCORED

1. Keith Ginter (1998).....	97
Stubby Clapp (1996).....	97
3. Keith Ginter (1997).....	93
4. Clint Bryant (1995).....	91
5. Clint Bryant (1996).....	89
6. Ryan Ruiz (1999).....	80
Joe Dillon (1997).....	80
8. Randy DuRoss (1995).....	79
9. Matt Kastelic (1996).....	78
10. Jason Totman (1995).....	77
Mike Humphreys (1988).....	77

### TOTAL BASES

1. Joe Dillon (1997).....	215
2. Clint Bryant (1995).....	189
3. Keith Ginter (1997).....	185
4. Clint Bryant (1996).....	184
5. Josh Brady (2004).....	179
Dion Ruecker (1996).....	179
7. Josh Bard (1998).....	178
8. Kevin Jordan (1998).....	174
9. John Grimes (1984).....	168
10. Matt Kastelic (1996).....	165

### SLUGGING PERCENTAGE

1. Joe Dillon (1997).....	.939
2. John Grimes (1984).....	.853
3. Doug Ault (1972).....	.778
4. Keith Ginter (1997).....	.743
5. Mike Humphreys (1988).....	.738
6. Clint Bryant (1995).....	.733
7. Jon Weber (1999).....	.723
Stacy Ragan (1987).....	.723
9. Greg May (1984).....	.712
10. Keith Ginter (1998).....	.707

### ON BASE PERCENTAGE

1. George Kilford (1993).....	.600
2. Jason Totman (1995).....	.560
3. Keith Ginter (1998).....	.533
Mike Kinney (1993).....	.533
5. Andy Gonzalez (1995).....	.532
6. Keith Ginter (1997).....	.529
7. Ryan Ruiz (1999).....	.525
8. Stubby Clapp (1996).....	.524
Doug Ault (1972).....	.524
10. Clint Bryant (1995).....	.516

### WALKS

1. Keith Ginter (1998).....	78
2. Stubby Clapp (1996).....	66
3. Ryan Ruiz (1999).....	59
4. Jason Totman (1995).....	53
5. Bryan Cowan (1976).....	52
6. Keith Ginter (1997).....	51
7. Clint Bryant (1995).....	50
8. Jose Delgado (2004).....	49
Scott Holzauer (2000).....	49
10. Scooter Jordan (2002).....	48
Jason Landreth (1997).....	48
Brandon Welch (1995).....	48

### HIT BY PITCH

1. Nick Blankenship (2002).....	28
2. Jamodrick McGruder (2011).....	25
3. Eric Gutierrez (2013).....	20
4. Eric Gutierrez (2014).....	16
Cody Fuller (2004).....	16
6. Brennan Moore (2012).....	14
Cody Fuller (2005).....	14
8. Joey Kenworthy (2010).....	13
Josh Haney (2004).....	13
Ryan Ruiz (1999).....	13

### STOLEN BASES

1. Matt Kastelic (1996).....	51
2. Matt Kastelic (1995).....	46
3. Kent Blasingame (1992).....	44
4. Jamodrick McGruder (2012).....	39
5. Kerry Hodges (2001).....	38
6. Marco Cunningham (1999).....	37
Clint Bryant (1996).....	37
Mike Kinney (1993).....	37
9. Ryan Ruiz (1999).....	35
10. Josh Brady (2004).....	34

### ERRORS

1. Cameron Blair (2005).....	30
2. Clint Bryant (1995).....	24
Tim Tadlock (1990).....	24
4. T.J. Bruce (2003).....	22
Shanon Hays (1990).....	22
6. Kyle Martin (2006).....	20
Clint Bryant (1996).....	20
Clint Bryant (1994).....	20
9. Darrin Glenn (1991).....	19
10. Kevin Jordan (1998).....	18
Dion Ruecker (1995).....	18
Tim Tadlock (1991).....	18

### ASSISTS

1. Gera Alvarez (2001).....	242
2. Shaun Larkin (2000).....	219
3. Dion Ruecker (1995).....	214
4. Kelby Tomlinson (2011).....	212
5. Gera Alvarez (2002).....	200
6. Bryant Burleson (2014).....	199
7. Joey Kenworthy (2010).....	193
8. Tim Proudfoot (2013).....	188
9. Scott Holzauer (2000).....	185
10. Cameron Blair (2004).....	184

### GAMES PLAYED BESTS

1. Eric Gutierrez (2014).....	66
Bryant Burleson (2014).....	66
3. Adam Kirsch (2014).....	65
Dion Ruecker (1995).....	65

## SEASON PITCHING RECORDS

### APPEARANCES

1. James Leverton (2008).....	31
2. John Neely (2011).....	30
Blake McGinley (2001).....	30
4. Jonny Drozd (2014).....	28
Brad Ralston (1997).....	28
6. Steve Rowe (2000).....	27
Kevin Tracey (2000).....	27
Brandon Roberson (1999).....	27
9. Jerad McCrummen (2011).....	26
Brian Cloud (2008).....	26
Zach Butler (2005).....	26
Steve Rowe (2002).....	26

### WINS

1. Shane Wright (1998).....	14
2. Brandon Roberson (2001).....	13
3. Matt Miller (1996).....	12
Mark Brandenburg (1991).....	12
5. Chris Phillips (2001).....	11
Jason Gooding (1997).....	11
Matt Miller (1995).....	11
Ryan Nye (1994).....	11
9. Several with .....	10

### INNINGS PITCHED

1. Shane Wright (1998).....	152.2
2. Mark Brandenburg (1991).....	147.1
3. Mark Brandenburg (1992).....	146.0
4. Chris Phillips (2001).....	137.1
5. Kevin Tracey (2000).....	127.2
6. Shane Wright (1999).....	126.0
7. Travis Driskill (1993).....	120.2
8. Travis Smith (1995).....	118.1
9. Brandon Roberson (2001).....	116.1
10. Jason Gooding (1997).....	116.0
Ryan Nye (1994).....	116.0

### ERA (at least 20.0 IP)

1. Ruben Garcia (1971).....	0.74
2. Randy Prince (1973).....	1.12
3. Steve Rowe (2002).....	1.51
Jack Pierce (1969).....	1.51
5. Kevin Kirk (1992).....	1.61
6. Pat Abbott (1967).....	1.65
7. Trey Masek (2013).....	1.82
8. Dylan Dusek (2014).....	1.94
9. Phil Stephenson (1967).....	2.00
10. David Callerman (1967).....	2.03

### ERA (since 1974, aluminum bats - 20 IP)

1. Steve Rowe (2002).....	1.51
2. Kevin Kirk (1992).....	1.61
3. Trey Masek (2013).....	1.82
4. Dylan Dusek (2014).....	1.94
5. Duke von Schamann (2012).....	2.08
6. Jonny Drozd (2014).....	2.09
7. Ryan Nye (1994).....	2.25
8. Tanner McElroy (2005).....	2.28
9. Jimmy Frush (1994).....	2.39
10. Brandon Roberson (1999).....	2.45

### COMPLETE GAMES

1. Shane Wright (1998).....	13
2. Mark Brandenburg (1992).....	12
3. Kevin Tracey (2000).....	10
4. Travis Driskill (1993).....	9
Mark McDowell (1983).....	9
Kyle Karenthold (1981).....	9
7. Rodney Steph (1991).....	8
Doug House (1977).....	8
Ruben Garcia (1971).....	8
10. Several with .....	7

### SHUTOUTS

1. Ruben Garcia (1971).....	5
2. Mark Brandenburg (1991).....	4
Bubba Johnson (1990).....	4
4. Jason Gooding (1997).....	3

### STRIKEOUTS

1. Monty Ward (1998).....	151
2. Jason Gooding (1997).....	137
3. Travis Driskill (1993).....	120
4. Monty Ward (1997).....	117
5. Shane Wright (1998).....	116
Jimmy Frush (1996).....	116
7. Matt Miller (1996).....	113
Ruben Garcia (1971).....	113
9. Ryan Nye (1994).....	109
Ruben Garcia (1972).....	109

### WALKS ALLOWED

1. Mike Beiras (1988).....	69
2. Rodney Steph (1989).....	60
Clay Hollock (1986).....	60
4. Mike Beiras (1987).....	57
5. Matt Miller (1996).....	56
6. Matt Miller (1995).....	55
Lucio Chaidez (1990).....	55
8. Rodney Steph (1988).....	53
Randy Prince (1974).....	53

### HITS ALLOWED

1. Shane Wright (1998).....	166
2. Kevin Tracey (2000).....	156
3. Mark Brandenburg (1992).....	145
4. Cory Metzler (2000).....	144
5. Mark Brandenburg (1991).....	143
6. Shane Wright (1999).....	140
7. Chris Phillips (2001).....	139
8. Travis Smith (1995).....	137
9. Steve Gooch (2003).....	120
10. Chris Phillips (2002).....	118

### EARNED RUNS ALLOWED

1. Clay Hollock (1984).....	74
2. Cory Metzler (2000).....	70
3. Rodney Steph (1989).....	67
4. Chris Phillips (2001).....	63
Mark Brandenburg (1991).....	63
Mike Beiras (1987).....	63
7. John Vidales (1986).....	61
8. Mike Beiras (1988).....	60
Craig Chapin (1986).....	60
10. Kevin Tracey (2000).....	59

### GAMES STARTED

1. Nathan Fouts (2002).....	19
2. Chris Phillips (2001).....	18
Shane Wright (1998).....	18
Mark Brandenburg (1992).....	18
Mark Brandenburg (1991).....	18
6. Chris Sadberry (2014).....	17
Miles Morgan (2006).....	17
Dallas Braden (2004).....	17
Shane Wright (1999).....	17
Matt Miller (1996).....	17
Lucio Chaidez (1990).....	17
Rodney Steph (1989).....	17

### LOSSES

1. Kyle Guerry (1989).....	9
2. Steven Thomas (2004).....	8
Lucio Chaidez (1990).....	8
Bubba Johnson (1990).....	8
5. Several with .....	7

### SAVES

1. Chad Bettis (2010).....	10
Brandon Roberson (1999).....	10
3. Steve Rowe (2002).....	8
Blake McGinley (2001).....	8
Tom Black (1976).....	8
6. John Neely (2011).....	7
Chad Bettis (2009).....	7
Kevin Tracey (2000).....	7
Brad Ralston (1997).....	7
10. Jeff Karstens (2003).....	6

### WINNING PERCENTAGE (at least 10 decisions)

1. Jason Gooding (11-0/1997).....	1.000
2. Shane Wright (14-1/1998).....	.933
3. John Neely (9-1/2011).....	.900
Kevin Tracey (9-1/1999).....	.900
5. Matt Miller (12-2/1996).....	.857
6. Steve Rowe (10-2/2002).....	.833
Shane Wright (10-2/1997).....	.833
8. Brad Ralston (9-2/1999).....	.818
9. Brandon Roberson (13-3/2001).....	.812
10. Ruben Garcia (8-2/1971).....	.800

### WINNING PERCENTAGE (at least 4 decisions)

1. Jason Gooding (11-0/1997).....	1.000
Dylan Dusek (8-0/2014).....	1.000
Steve Rowe (6-0/2000).....	1.000
David Therneau (6-0/1997).....	1.000
Mark LePori (6-0/1976).....	1.000
Brian Boesiger (4-0/1989).....	1.000
Lloyd Cummings (4-0/1975).....	1.000
8. Shane Wright (14-1/1998).....	.933
9. John Neely (9-1/2011).....	.900
Kevin Tracey (9-1/1999).....	.900

### WILD PITCHES

1. Jason Gooding (1997).....	13
Kevin Kirk (1991).....	13
Lucio Chaidez (1990).....	13
4. Miles Morgan (2006).....	12
Rodney Steph (1989).....	12
Khrist Segrist (1986).....	12
7. Ryan Moseley (2014).....	10
Brett Bruening (2010).....	10
Kevin Kirk (1988).....	10



## YEAR BY YEAR RESULTS

1926 (11-2-1)

Head Coach: E.Y. Freeland

N/A	at West Texas A&M	W	18-9
N/A	at West Texas A&M	L	9-14
N/A	DANIEL BAKER	T	3-3 (11)
N/A	DANIEL BAKER	W	14-11
N/A	MCMURRY	W	4-2
N/A	MCMURRY	W	5-3
4/19	at McMurry	W (No-Hitter)	3-0
N/A	at McMurry	W	9-4
N/A	CLARENDON	L	4-10
N/A	CLARENDON	W	23-12
N/A	WEST TEXAS	W	13-7
N/A	CLARENDON	W	9-0
N/A	at Abilene Christian	W	5-3
N/A	AMERICAN LEGION	W	13-3

PLAYERS: Pitchers - Ray Waller, Picton, Vernon Abbott, Houston Wright. Catchers - Ely "Ike" Curtiss, Amarillo. Infielders- Guy Hayden, Amarillo, F.N. Rigney, Lubbock, Winfield Nicklaus, Amarillo, J.B. "Red" Hamilton, McKinney, Volney Hill, Milford, Wilburn Edelman, Plainview. Outfielders- Cecil Hardwick, Eufonia, W.E. Blackburn, Shamrock, Winfield Watkins, Ralls, Raymond Marshall, Lubbock.

1927 (4-9-1)

Head Coach: E.Y. Freeland

4/6	NEW MEXICO MILITARY	W	7-3
4/7	NEW MEXICO MILITARY	T	10-10
4/11	WEST TEXAS A&M	W	7-2
4/11	WEST TEXAS A&M	L	8-10
4/18	at Hardin-Simmons	L	4-5
4/19	at Hardin-Simmons	L	1-2
4/20	MCMURRY	L	5-7
5/2	ABILENE CHRISTIAN	L	12-13
5/3	ABILENE CHRISTIAN	W	7-3
5/10	DANIEL BAKER	L	1-13
5/11	DANIEL BAKER	L	6-8
5/12	DANIEL BAKER	L	1-6
5/18	WEST TEXAS A&M	L	3-4
5/19	WEST TEXAS A&M	W	9-6

PLAYERS: Pitchers - Ray "Iron Man" Hamilton, Wilburn Eddleman. Catchers- J.B. "Red" Hamilton, Arthur Burntt. Infielders- Winfield Nichlaus, F.N. Rigney, Carl Peterson, Winfield Watkins, Ted Sams, Rainwater, Wilburn Edelman. Outfielders- Raymond Kaufman, Howard DeWitt, Raymond Marshall, J.W. Westerfeldt, Willis Blackburn.

1928 (8-6)

Head Coach: R.G. Higginbotham

N/A	AMARILLO WESTERN	L	4-14
N/A	at Amarillo	L	2-19
N/A	SHALLOWATER	W	13-2
N/A	SHALLOWATER	W	28-2
N/A	BAYLOR	L	1-15
N/A	BAYLOR	W	8-3
N/A	SW	L	2-9
N/A	SW	W	9-6
N/A	at Monroe	W	15-8
N/A	WEST TEXAS A&M	L	4-13
N/A	WEST TEXAS A&M	W	4-1
N/A	at McMurry	W	5-4
N/A	at McMurry	L	20-25
N/A	at McMurry	W	7-4

PLAYERS: Pitchers - Satch Hill, Willis Gray, A.J. "Red" Hill. Catchers - Arthur Burnett, Winfield Nichlaus. Infielders- F.N. Rigney, Voley Hill, Roy Taylor, J.H. Lassiter, Carl Peterson, Wilburn Edelman. Outfielders- Raymond Marshall, J.D. Waller, Howard DeWitt, Orville "Buddy" Brothers.

1929 (2-11)

Head Coach: R.G. Higginbotham

N/A	at Big Spring	L	1-5
N/A	at Big Spring	L	3-7
4/16	at Daniel Baker	W	7-4
4/17	at Daniel Baker	W	6-0
4/18	at Daniel Baker	L	11-21

4/26	BIG SPRING	L	4-9
4/27	BIG SPRING	L	4-16
5/6	at Texas A&M	L	5-9
5/7	at Texas A&M	L	7-9
5/9	at St. Edward's	L	0-6
5/10	at St. Edward's	L	2-3
5/17	at Daniel Baker	L	1-5
5/18	at Daniel Baker	L	2-5

PLAYERS: Pitchers - Volney "Satch" Hill, A.J. Howell, J.T.

"Red" Moore, Ennis Hobson. Catchers - Arthur Burnett, Clarence Hodges. Infielders- F.N. Rigney, J.D. Waller, Roy Taylor, Carl Peterson, Volney Hill, Wilburn Edelman.

1954 (1-7-1)

Head Coach: Beattie Feathers

3/26	at Sul Ross State	L	1-23
3/27	at Sul Ross State	L	2-18
4/10	at Texas Lutheran	L	3-19
4/19	SUL ROSS STATE	L	6-14
4/20	SUL ROSS STATE	L	6-14
4/23	TEXAS LUTHERAN	W	8-5
4/24	TEXAS LUTHERAN	L	1-9
4/27	WEST TEXAS A&M	T	8-8
5/7	at West Texas A&M	L	12-13

PLAYERS: Pitchers - Fulton Smith, Glenn Webb, Chuck Johnson, Don Brooks, George Demere, W.L. McGee, Leo Chase, Don Pressley, Elmer Wilson, Frank Reeves, Bill Jones. Catchers- Moe Turner. Infielders - Bobby "Rip" Griffin SS, Frank Wright 2B, Jackie Miller 1B. Outfielders- Jim Crawford, Grady Graves, Andy Meyer, Vic Spooner.

1955 (3-17)

Head Coach: Beattie Feathers

4/1	at Sul Ross State	L	1-13
4/2	at Sul Ross State	L	5-27
4/5	COLORADO	L	6-12
4/6	COLORADO	L	7-15
4/11	at Sheppard AFB	L	10-13
4/12	at Sheppard AFB	L	3-4
4/15	TEXAS LUTHERAN	L	6-13
4/16	TEXAS LUTHERAN	L	5-8
4/19	SHEPPARD AFB	W	21-20
4/20	SHEPPARD AFB	W	19-16
4/22	at Texas Lutheran	L	1-13
4/23	at Texas Lutheran	L (No-Hitter)	0-15
4/25	at Sam Houston State	L	4-12
4/26	at Sam Houston State	L	8-12
5/1	FORT BLISS	W	6-5
5/2	FORT BLISS	L	4-12
5/11	at White Sands	L	11-17
5/12	at White Sands	L	3-7
5/17	FORT BLISS	L	10-21
5/18	FORT BLISS	L	4-6

PLAYERS: Pitchers - Leo Chase, Charles Wright, Paul

Hawkins, Terry McRight, Houston Powell, Glen Webb; Catchers - Gene Webb, R.V. Allcorn, Bobby Griffin; Infielders - Elmer Wilson, Monroe Henderson, Fulton Smith, George Demere, Jimmie Joe Stanford, John Henry "Buzz" Bates, Wick Alexander; Outfielders - Norman Huggins, Ray Weed, Maurice Rentfro, Grady Graves, Mack Pogue.

1956 (8-7)

Head Coach: Beattie Feathers

3/16	at West Texas A&M	W	10-6
3/24	WEST TEXAS A&M	W	5-4
3/26	at Texas Lutheran	L	0-7
3/27	at Texas Lutheran	L (No-Hitter)	0-2
4/5	TEXAS LUTHERAN	L	9-16
4/6	TEXAS LUTHERAN	L	0-10
4/13	at Sheppard AFB	L	6-10
4/14	at Sheppard AFB	W	5-4
4/16	WEST TEXAS A&M	W	15-12
4/20	SHEPPARD AFB	L	6-10
4/21	SHEPPARD AFB	W	5-4
4/27	at Hardin-Simmons	L	4-6
4/28	at Hardin-Simmons	W	11-6
5/4	HARDIN-SIMMONS	W	4-2
5/5	HARDIN-SIMMONS	W	11-4

PLAYERS: Pitchers - Paul Hawkins, Joseph Lloyd, Ronnie Bradley, Leo Chase, Charles Wright. Catchers - Cullen Hunt, Wayne Mason. Infielders - George Demer 3B, Walter Bingham 1B, Monroe Henderson SS, Fulton Smith 2B, Jerry Spence INF, Buz Bates 1B. Outfielders - Charles Martin, Dave Allen, Gehrig Garrison, Wick Alexander, Dave Potter, Hal Summers.

1957 (7-4)

Head Coach: Beattie Feathers

3/18	at TCU	L	2-4
3/19	at TCU	L	5-17
3/22	HARDIN-SIMMONS	W	11-2
3/29	at Hardin-Simmons	W	8-1
3/30	at Hardin-Simmons	L	9-10
4/9	WEST TEXAS A&M	W	12-2
4/15	WEST TEXAS A&M	W	10-1
4/16	WEST TEXAS A&M	W	3-0
4/17	WEST TEXAS A&M	W	18-0
4/26	SHEPPARD AFB	W	8-1
4/27	SHEPPARD AFB	L	3-5

PLAYERS: Pitchers- Leo Chase, Houston Powell, Don Mat-ticks, Wick Alexander, George Demere, Edwin Robertson. Catchers- Cullen Hunt, Infielders- Walter Bingham 1B, Dave Allen 2B, Monroe Henderson SS, Dave Potter 3B. Outfielders- Norman Huggins, Gehrig Garrison, Darrell Summers, Buzz Bates.

1958 (6-9)

Head Coach: Beattie Feathers

3/21	at Hardin-Simmons	L	6-14
3/22	at Hardin-Simmons	W	11-2
3/28	at Abilene Christian	L	1-21
3/29	at Abilene Christian	L	1-7
4/9	TEXAS LUTHERAN	L	1-2 (13)
4/9	TEXAS LUTHERAN	L	2-3
4/11	WEST TEXAS A&M	W	8-4
4/21	at SMU	L	2-8
4/22	at Texas A&M	W	3-2
4/23	at Rice	L	1-10
4/28	HARDIN-SIMMONS	W	7-3
4/29	HARDIN-SIMMONS	W	5-4
5/3	at West Texas A&M	W	8-7
5/6	WEST TEXAS A&M	L	1-5
5/6	WEST TEXAS A&M	L	0-3

PLAYERS: Bill Dean, Rob Hill, Gary Wetter, Dave Bourland, Edwin Robertson, Earl Parker, Jackie Miller, Dave Allen, Charles Flanagin, Paul Cato, Jim Schiermeyer, Dave Potter, Lawrence Barber, Bruce Boyd, Houston Powell, Billy Tombs, Norman Huggins, Sonny Donelson, Gehrig Garrison, Bill Sisk. Catchers - Cullen Hunt.

1959 (7-6)

Head Coach: Beattie Feathers

3/21	COLORADO	L	0-4
3/21	COLORADO	L	1-9
4/3	at Midwestern State	L	3-4
4/4	at Midwestern State	W	14-3
4/7	at West Texas A&M	W	14-3
4/11	WEST TEXAS A&M	W	12-4
4/18	at West Texas A&M	W	8-4
4/25	ABILENE CHRISTIAN	W	13-6
4/27	at Texas A&M	L	4-11
4/28	at Rice	L	3-13
5/1	MIDWESTERN STATE	W	19-4
5/2	MIDWESTERN STATE	W	19-3
5/9	at Abilene Christian	L	3-15

PLAYERS: Butch Adams, Dave Allen, David Bourland, Bruce Boyd, Billy Curry, Amarillo, Bill Dean, Charles Flanagin, Gehrig Garrison, George Gibson, Larry Green, Elton Howard, Norman Huggins, James Johnson, John Knostman, Zan Miles, Jackie Miller, Jan Ogden, David Potter, Houston Powell, Tom Prichard, Joe Reaves, Lynn Skelton, Ken Warren, Gary Weter.

## YEAR BY YEAR RESULTS

## 1960 (8-7)

## Head Coach: Beattie Feathers

3/16	at West Texas A&M	W	18-8
3/19	WEST TEXAS A&M	W	17-11
3/24	at Texas A&M	L	8-19
3/25	at Rice	L	0-4
4/1	SHEPPARD AFB	W	12-0
4/2	SHEPPARD AFB	W	10-0
4/9	WEST TEXAS A&M	W	18-4
4/15	at Sul Ross State	L	6-12
4/16	at Sul Ross State	L	2-4
4/16	at Sul Ross State	L	4-5 (11)
4/20	at New Mexico Highlands	W	4-2
4/20	at New Mexico Highlands	L	1-6
4/23	WEST TEXAS A&M	W	23-3
4/30	NEW MEXICO HIGHLANDS	L	4-5
4/30	NEW MEXICO HIGHLANDS	W	13-6

PLAYERS: Pitchers - Charles Flanagin, Woodrow Johnson, Zan Miles, Roger MacEvans, Del Ray Mounts. C - Elton Howard. INF - Bruce Boyd 1B, Joe Reaves 2B, Tommy Prichard 3B, Lawrence Savage 3B. OF - Ken Warren, George Gibson, Bill Dean.

## 1961 (13-5)

## Head Coach: Berl Huffman

3/10	NEW MEXICO HIGHLANDS	W	3-2
3/10	NEW MEXICO HIGHLANDS	W	3-2 (9)
3/11	NEW MEXICO HIGHLANDS	W	4-3 (11)
3/21	PANHANDLE STATE	W	10-6
3/21	PANHANDLE STATE	W	10-0
3/31	COLORADO	L	6-18
3/31	COLORADO	L	7-12
4/3	at New Mexico Highlands	W	8-4
4/3	at New Mexico Highlands	L	3-8
4/4	at New Mexico Highlands	L	6-9
4/4	at New Mexico Highlands	W	13-7
4/8	WEST TEXAS A&M	W	4-0
4/8	WEST TEXAS A&M	W	3-0
4/15	at West Texas A&M	W	12-2
4/15	at West Texas A&M	W	17-1
4/21	SW OKLAHOMA STATE	W	5-4
4/28	at Panhandle State	W	16-5
4/29	at Sw Oklahoma State	L	4-6

PLAYERS: Pitchers - Butch Howard, Dennis Willett, Cagle Davis, Yippy Rankin, Barry Scott, Ramey Brandon, Mike Bromley. Catchers - Billy Williams. Infielders - Charles Harrison 3B, Darwin Hilliard 1B, Doug Gibbins SS. Outfielders - Bill Dean, George Gibson, Dean Horton.

## 1962 (15-11)

## Head Coach: Berl Huffman

3/9	NEW MEXICO HIGHLANDS	W	7-4
3/9	NEW MEXICO HIGHLANDS	L	1-5
3/10	NEW MEXICO HIGHLANDS	W	6-5
3/17	SW OKLAHOMA STATE	W	8-7
3/20	DENVER	W	6-3
3/20	DENVER	W	8-6
3/21	DENVER	W	7-3
3/26	at TCU	L	5-7
3/28	at Abilene Christian	W	2-1
3/28	at Abilene Christian	L	0-2
3/30	at Sul Ross State	L	1-5
3/31	at Sul Ross State	L	5-6
3/31	at Sul Ross State	L	1-4
4/2	EASTERN NEW MEXICO	W	2-1
4/2	EASTERN NEW MEXICO	W	(No-Hitter) 2-0
4/9	at New Mexico Highlands	L	7-8
4/9	at New Mexico Highlands	L	3-1
4/10	at New Mexico Highlands	W	4-1
4/12	at Eastern New Mexico	L	2-3
4/12	at Eastern New Mexico	W	4-3
4/19	NEW MEXICO	W	6-3
4/20	NEW MEXICO	W	7-3
4/21	NEW MEXICO	L	6-10
4/24	ABILENE CHRISTIAN	L	1-2 (10)
4/24	ABILENE CHRISTIAN	W	7-1
4/28	SW OKLAHOMA STATE	L	3-9

PLAYERS: Pitchers - Ramey Brandon, Mike Woods, George Nichols, Frank Ray. Catchers - Doug Cannon, Billy Gayle Wilson. Infielders - Chuck Harrison SS, Richard Barker 3B, Bob White 1B, Sonny Sosnowy 1B, Joe Dee Barlow 3B, Ronnie Ayers 2B, Bob Fouts 2B, Robert White INF, Outfielders - Walter "Yippi" Rankin, James Perry, Jimmy Wickham, Darwin Hilliard, Ronald Caffee, Bill Easterwood, Doug Gibbins, Cagle Davis, Roger MacEvans, Carl Goode, Carlos Hendrick, Glen Gary, Gary Schessler, Guy Davis.

## 1963 (12-10)

## Head Coach: Berl Huffman

3/9	at TCU	L	2-21
3/10	at TCU	L	0-10
3/16	SW OKLAHOMA STATE	W	5-3
3/16	SW OKLAHOMA STATE	L	4-7
3/25	ABILENE CHRISTIAN	L	0-1
3/25	ABILENE CHRISTIAN	W	1-0
4/6	NEW MEXICO HIGHLANDS	W	5-2
4/6	NEW MEXICO HIGHLANDS	W	3-0
4/9	at Sul Ross State	L	2-13
4/10	at Sul Ross State	L	5-6
4/10	at Sul Ross State	L	1-3
4/16	ABILENE CHRISTIAN	L	6-7
4/16	ABILENE CHRISTIAN	W	7-4
4/20	EASTERN NEW MEXICO	W	10-6
4/20	EASTERN NEW MEXICO	W	11-7
4/26	at New Mexico Highlands	L	3-4
4/26	at New Mexico Highlands	W	4-3
4/27	NEW MEXICO HIGHLANDS	W	7-4
4/29	at SW Oklahoma State	W	1-0
4/29	at SW Oklahoma State	W	14-7
5/4	at Eastern New Mexico	L	7-9
5/4	at Eastern New Mexico	W	8-3

PLAYERS: Pitchers - Morris "Moose" Dudley, David Tarter, Kippy Williams, Frank Ray, Joe Fox, Ramey Brandon, George Nichols, Bill Easterwood. Catchers - Billy Williams, Doug Cannon. Infielders - Ronnie Ayers 2B, Bob White 1B, Foy Williams SS, Richard Perry 3B, Jerry Wiley. Outfielders - Walter Rankin, Jim Murrell, Larry Thorne.

## 1964 (9-16)

## Head Coach: Berl Huffman

3/13	at Abilene Christian	L	1-2
3/13	at Abilene Christian	W	3-2
3/23	EASTERN NEW MEXICO	W	16-2
3/23	EASTERN NEW MEXICO	W	16-0
3/27	at TCU	L	3-9
3/28	at TCU	W	7-6
4/3	NEW MEXICO HIGHLANDS	L	0-4
4/3	NEW MEXICO HIGHLANDS	L	2-5
4/4	NEW MEXICO HIGHLANDS	L	2-3
4/4	NEW MEXICO HIGHLANDS	L	0-4
4/6	at Texas A&M	L	2-12
4/10	at Sul Ross State	L	0-1
4/11	at Sul Ross State	L	2-6
4/11	at Sul Ross State	L	3-6
4/17	at Eastern New Mexico	L	0-7
4/17	at Eastern New Mexico	W	14-4
4/21	ABILENE CHRISTIAN	W	15-5
4/21	ABILENE CHRISTIAN	W	15-1
4/24	at New Mexico Highlands	W	4-1
4/24	at New Mexico Highlands	W	9-0
4/25	at New Mexico Highlands	L	5-6
4/25	at New Mexico Highlands	L	3-7
4/27	at SW Oklahoma State	L	4-5
4/27	at SW Oklahoma State	L	0-12
5/8	SW OKLAHOMA STATE	L	11-16

PLAYERS: Pitchers - Kippy Williams, Morris Dudley, Joe Fox, Frank Ray, David Tarter. Catchers - Doug Cannon. Infielders - Foy Williams SS, John Dudley 1B, Ronny Holly 2B, Richard Perry 3B. Outfielders - Robert Fielder, Ronnie Ayers, Jim Miller, Steve Reed, Richard Thorne, Donny Anderson.

## 1965 (7-16)

## Head Coach: Berl Huffman

N/A	NEW MEXICO HIGHLANDS	W	6-5
N/A	NEW MEXICO HIGHLANDS	W	6-2
N/A	NEW MEXICO HIGHLANDS	W	6-3
N/A	SUL ROSS STATE	L	4-8
N/A	SUL ROSS STATE	L	0-5
3/25	MISSOURI	L	3-6
3/26	MISSOURI	L	3-26
N/A	NEW MEXICO	L	5-13
N/A	NEW MEXICO	L	4-5
N/A	NEW MEXICO	L	4-11
3/31	at New Mexico State	W	11-1
4/1	at New Mexico State	W	9-5
N/A	at Texas Western	W	5-4
N/A	at Texas Western	L	6-17
N/A	ABILENE CHRISTIAN	W	11-1
N/A	ABILENE CHRISTIAN	L	3-10
N/A	TCU	L	2-7
N/A	TCU	L	11-12
N/A	TCU	L	0-3
N/A	TEXAS A&M	L	1-13
N/A	NEW MEXICO HIGHLANDS	L	0-6
N/A	NEW MEXICO HIGHLANDS	L	5-7
N/A	NEW MEXICO HIGHLANDS	L	9-11

PLAYERS: Pitchers - Eldon Fox, Stan Coffee, Robert Hayes, Joe Fox, Morris Dudley, David Tarter. Catchers - Teddy Roberts, Steve Reed, Larry Anderson, Don Noah, Joe Schuessler. Infielders - Bob Colvard, Foy Williams, John Dudley, Glen Kuehler, Richard Perry, Lee Watts, Larry Kroeger, Ronnie Latham. Outfielders - Chris Galanos, Ronny Holly, Larry Thorne, Eldon Frost, Bob Fielder, Dick Bartley, Donny Anderson, Keller Smith, Fed Wilkerson.

## 1966 (10-13)

## Head Coach: Berl Huffman

3/4	NEW MEXICO	W	1-0
3/4	NEW MEXICO	L	1-3
3/5	NEW MEXICO	L	6-12
3/11	SUL ROSS STATE	L	5-10
3/12	SUL ROSS STATE	L	7-8
3/12	SUL ROSS STATE	L	4-9
3/19	at West Texas A&M	W	7-0
3/19	at West Texas A&M	W	2-0
3/25	SE OKLAHOMA STATE	W	8-1
3/25	SE OKLAHOMA STATE	W	12-6
4/1	at Reese AFB	L	1-6
4/8	at TCU	L	3-4 (11)
4/9	at TCU	L	4-5 (11)
4/9	at TCU	L	7-8
4/12	at SMU	W	26-5
4/18	at SE Oklahoma State	L	1-2 (17)
4/18	at SE Oklahoma State	L	0-4
4/27	WEST TEXAS A&M	W	4-2
4/27	WEST TEXAS A&M	W	(No-Hitter) 17-0
4/30	at Abilene Christian	L	0-1
4/30	at Abilene Christian	L	2-3
5/7	ABILENE CHRISTIAN	W	7-2
5/7	ABILENE CHRISTIAN	W	6-5

PLAYERS: Pitchers - Norman Gilpin, Bob Weber, Eldon Fox, David Callerman, Robert Hayes, Richard Bartley, Pat Abbott, Ronnie Holly. Catchers - Eddie Luig, Don Nash, Larry Anderson, Dave Bourland. Infielders - John Dudley 1B, Glen Kuehler 1B, Jerry Haggard 2B, John McIntyre SS, Bruce Boyd. Outfielders - Richard Bartley, Jimmy Murrell, Norman Schuessler, Jerry Kolander, Eddie Stiles, Lee Watts, Jimmy Miller, Chris Galanos, Eldon Frost, Don Champion.

## YEAR BY YEAR RESULTS

1967 (14-16)

Head Coach: Berl Huffman

3/3	NEW MEXICO HIGHLANDS	L	1-6
3/3	NEW MEXICO HIGHLANDS	W	7-6
3/4	NEW MEXICO HIGHLANDS	W	3-1
3/8	at TCU	L	1-3
3/8	at TCU	L	2-4
3/9	at SMU	L	3-7
3/10	at SMU	L	1-5
3/16	TEXAS WESTERN	W	13-4
3/16	TEXAS WESTERN	L	1-4
3/17	TEXAS WESTERN	L	0-2
3/27	BAYLOR	L	8-12
3/28	BAYLOR	L	3-5
4/3	at Texas A&M	L	1-10
4/4	at Texas A&M	W	6-4
4/7	at New Mexico	L	3-5
4/7	at New Mexico	L	3-4
4/8	at New Mexico	L	4-9
4/21	SUL ROSS STATE	W	5-4
4/21	SUL ROSS STATE	W	6-5
4/22	SUL ROSS STATE	W	7-6
4/29	ABILENE CHRISTIAN	L (No-Hitter)	0-1
4/29	ABILENE CHRISTIAN	W	19-1
5/2	EASTERN NEW MEXICO	W	6-4
5/2	EASTERN NEW MEXICO	W	2-1
5/6	at Abilene Christian	L	2-4
5/6	at Abilene Christian	L	0-5
5/9	at Eastern New Mexico	W	5-3
5/9	at Eastern New Mexico	W	4-3
5/12	UT-PAN AMERICAN	W	2-0
5/13	UT-PAN AMERICAN	W	4-3 (12)

PLAYERS: John McIntyre SS-CF, Frost, Cox, Don Champion, Jimmy Murrell, Saunders, Norman Schuessler, Jerry Kolander, Stiles, Hampton, Bo Keith C.

1968 (9-20, 2-15 SWC)

Head Coach: Kal Segrist

3/1	NEW MEXICO HIGHLANDS	W	7-3
3/2	NEW MEXICO HIGHLANDS	L	1-6
3/7	at Sul Ross State	W	1-0
3/8	at Sul Ross State	L	2-3
3/15	at UTEP	W	2-0
3/16	at UTEP	L	3-4
3/22	TEXAS	L	5-7
3/22	TEXAS	L	2-7
3/23	TEXAS	L	1-2
3/29	at Rice	L	0-2
3/29	at Rice	L	2-8
3/30	at Rice	W	8-1
4/5	at SMU	L	2-7
4/5	at SMU	L	2-4
4/6	at SMU	L	4-6
4/9	at UT-Pan American	W	2-0
4/10	at UT-Pan American	W	3-1
4/11	at UT-Pan American	L	0-2
4/12	at UT-Pan American	L	0-4
4/19	TEXAS A&M	W	13-11
4/19	TEXAS A&M	L	6-17
4/20	TEXAS A&M	L	6-21
4/26	ABILENE CHRISTIAN	W	4-3
4/27	ABILENE CHRISTIAN	W	3-1
5/3	at TCU	L	0-3
5/3	at TCU	L	2-7
5/4	at TCU	L	2-6
5/11	BAYLOR	L	2-3
5/11	BAYLOR	L	1-4

PLAYERS: Pitchers - Buddy Hampton, Gary Washington, Larry York, Monte Van Stavern, Pat McKean, Steve Hurt. Catchers - Max Martin. Infielders - Don Champion 1B, John McIntyre SS-OF, Jerry Haggard 2B, Jim Montgomery SS, Donny Parsons INF, Johnny Owens INF. Outfielders - Randy Walker, Don McKee.

1969 (13-13, 9-6 SWC)

Head Coach: Kal Segrist

3/1	at Hardin-Simmons	W	6-5
3/3	at UT-Pan American	L	0-11
3/4	at UT-Pan American	W	2-1
3/5	at UT-Pan American	L	0-2
3/7	at UTEP	L	2-4
3/7	at UTEP	L	2-5
3/8	at UTEP	L	2-5
3/22	NEW MEXICO HIGHLANDS	W	14-9
3/22	NEW MEXICO HIGHLANDS	W	4-3
3/23	NEW MEXICO HIGHLANDS	L	6-11
3/28	at Baylor	W	6-1
3/28	at Baylor	L	4-7
3/29	at Baylor	W	4-0
4/4	SMU	W	2-0
4/4	SMU	W	4-0
4/5	SMU	L	6-8
4/12	at Texas A&M	W	1-0
4/18	RICE	W	6-4
4/18	RICE	L	0-3
4/19	RICE	W	8-5
4/25	at Texas	W	2-1
4/25	at Texas	L	1-12
4/26	at Texas	L	2-6
5/2	TCU	L	4-6
5/2	TCU	W	4-1
5/3	TCU	L	3-10

PLAYERS: Pitchers - Pat McKean, Mike Muschalek, Jack Pierce, Monte Van Stavern, Gary Washington, Larry York, Ruben Garcia. Catchers - Max Martin. Infielders - John Owens 3B, Len Schenk INF, Dick Shaw INF, Jerry Haggard 2B, Jim Montgomery SS. Outfielders - Steve Hurt, Don McKee, Randy Walker.

1970 (12-16-1, 5-10 SWC)

Head Coach: Kal Segrist

2/28	at Hardin-Simmons	W	15-10 (10)
3/2	at UT-Pan American	L	0-3
3/3	at UT-Pan American	W	4-2
3/4	at UT-Pan American	W	6-4
3/5	at UT-Pan American	L	4-6
3/5	at UT-Pan American	L	0-6
3/13	UTEP	W	4-3
3/13	UTEP	L	0-3
3/14	UTEP	W	2-1 (10)
3/20	NEW MEXICO HIGHLANDS	L	1-4
3/20	NEW MEXICO HIGHLANDS	T	1-1 (8)
3/25	at Trinity	L	9-10
3/26	at Rice	L	0-7
3/26	at Rice	L	4-6
3/27	at Rice	L	1-2
3/30	WEST TEXAS A&M	W	13-0
3/30	WEST TEXAS A&M	W	4-2
4/4	TEXAS	L	0-4
4/4	TEXAS	L	3-6
4/10	at TCU	L	0-1
4/10	at TCU	L	1-2
4/11	at TCU	W	7-4
4/18	TEXAS A&M	L	0-3
4/18	TEXAS A&M	L	4-6
4/25	at SMU	W	11-2
4/25	at SMU	L	3-4
5/1	BAYLOR	W	5-3
5/1	BAYLOR	W	4-2
5/2	BAYLOR	W	14-2

PLAYERS: Pitchers - Ruben Garcia, Jack Pierce, Robert Geurin, Doug Ham, Gilbert Vasquez, Mike Muschalek, Pat McKean, Monte Van Stavern, Gary Washington. Catchers - Max Martin. Infielders - Johnny Owens 3B, Jerry Ballard INF, Len Schenk INF, Dick Shaw INF. Outfielders - Randy Walker, Cecil Norris, Don Spain.

1971 (26-14, 11-7 SWC)

Head Coach: Kal Segrist

2/27	at Hardin-Simmons	W	8-6
3/1	at UT-Pan American	L	0-6
3/2	at UT-Pan American	L	4-5
3/2	at UT-Pan American	L	3-7
3/3	at UT-Pan American	L	1-3
3/3	at UT-Pan American	L	1-3
3/5	at St. Mary's	W	4-0
3/5	at St. Mary's	W	7-2
3/6	at Trinity	W	6-1
3/6	at Trinity	L	3-4
3/12	vs. UTEP (Odessa)	W	4-0
3/12	vs. UTEP (Odessa)	W	6-3
3/13	vs. UTEP (Odessa)	W	17-5
3/13	vs. UTEP (Odessa)	W	17-4
3/16	HARDIN-SIMMONS	W	7-1
3/16	HARDIN-SIMMONS	W	4-1
3/19	at Texas	L	0-1 (13)
3/19	at Texas	L	3-9
3/20	at Texas	W	6-4
3/26	NEW MEXICO HIGHLANDS	W	4-2
3/26	NEW MEXICO HIGHLANDS	W	7-1
3/27	NEW MEXICO HIGHLANDS	W	2-1
3/27	NEW MEXICO HIGHLANDS	W	5-4
3/30	LUBBOCK CHRISTIAN	L	8-9
3/30	LUBBOCK CHRISTIAN	W	10-4
4/2	SMU	W	4-0
4/2	SMU	W	4-3
4/3	SMU	W	18-4
4/7	RICE	W	8-0
4/7	RICE	W	8-7
4/8	RICE	W	6-4
4/16	at Texas A&M	L	2-3
4/16	at Texas A&M	L	0-1
4/17	at Texas A&M	L	7-12
4/23	at Baylor	W (No-Hitter)	1-0
4/23	at Baylor	L	3-6
4/24	at Baylor	L	5-6
4/30	TCU	W	4-1
4/30	TCU	W	3-1
5/1	TCU	W	6-1

PLAYERS: Pitchers - Steve Brock, John Bickley, Ted Capka, Ruben Garcia, Robert Guerin, Doug Ham, Jack Pierce, Randy Prince, Larry Knight. Catchers - David Hazzard, David Vogege. Infielders - Doug Ault 1B, Jerry Ballard INF, Barry Hoffpauir SS, Joe Jordan INF, Steve Morris INF, John Owens 3B, Don Spain INF. Outfielders - Roy Carver, Cecil Norris, Randy Walker.

1972 (23-19, 6-12 SWC)

Head Coach: Kal Segrist

2/26	at Hardin-Simmons	W	9-1
2/26	at Hardin-Simmons	W	2-0
3/3	at UTEP	W	5-1
3/3	at UTEP	L	2-3
3/4	at UTEP	W	15-4
3/4	at UTEP	W	10-3
3/6	at Arizona	W	5-2
3/6	at Arizona	L	4-25
3/7	at Arizona	L	4-5
3/7	at Arizona	L	3-7
3/8	at Arizona	L	2-3
3/8	at Arizona	L	3-4
3/10	at UTEP	W	11-3
3/10	at UTEP	L	1-2
3/11	at UTEP	W	9-5
3/11	at UTEP	W	16-1
3/17	NEW MEXICO HIGHLANDS	W	4-0
3/17	NEW MEXICO HIGHLANDS	W	3-1
3/18	NEW MEXICO HIGHLANDS	W	7-1
3/18	NEW MEXICO HIGHLANDS	W	9-1
3/21	HARDIN-SIMMONS	W	5-0
3/21	HARDIN-SIMMONS	W	14-3
3/24	at TCU	L	3-4
3/24	at TCU	L	2-3
3/25	at TCU	L	3-4
3/31	TEXAS	L	3-5

## YEAR BY YEAR RESULTS

3/31	TEXAS	W	5-4
4/1	TEXAS	L	10-12
4/2	at SMU	W	8-4
4/2	at SMU	L	7-9
4/3	at SMU	L	8-9
4/11	LUBBOCK CHRISTIAN	W	7-2
4/11	LUBBOCK CHRISTIAN	W	4-2
4/14	TEXAS A&M	W	10-6
4/14	TEXAS A&M	L	3-21
4/15	TEXAS A&M	L	6-9
4/21	BAYLOR	W	8-0
4/21	BAYLOR	W	9-4
4/22	BAYLOR	W	10-3
4/28	at Rice	L	3-4
4/28	at Rice	L	2-3
4/29	at Rice	L	3-4

PLAYERS: Pitchers - John Bickley, Steve Brock, Ruben Garcia, Jerry Lee, Randy Prince, Rod Roberts, Monty Barnes. Catchers - David Vogle, John Wilkes, James Boss. Infielders - Doug Ault 1B, Rob Christensen INF, Barry Hoffpair SS, Rob Kilmer INF, Bobby Lewis 2B, Gary Pumphrey INF, Rick Weaver INF, Bob Wiebe INF, Eddie Cervantes INF, Ronnie Mattson INF, Tommy McMillan INF. Outfielders - Gary Barrick, Cecil Norris, Steve Cusack, Larry Drown, Randy Little.

## 1973 (12-16, 6-10 SWC)

Head Coach: Kal Segrist

2/26	at Arizona	L	0-5
2/27	at Arizona	L	2-8
2/28	at Arizona	W	3-1
3/2	at UTEP	W	7-3
3/2	at UTEP	L	5-6
3/3	at UTEP	W	4-1
3/3	at UTEP	W	2-1
3/9	NEW MEXICO HIGHLANDS	W	2-0
3/13	UTEP	L	4-5
3/13	UTEP	W	1-0
3/16	at Texas A&M	L	4-11
3/16	at Texas A&M	W	6-2
3/17	at Texas A&M	W	4-3
3/24	SMU	W	1-0
3/27	NEW MEXICO HIGHLANDS	L	4-7
3/27	NEW MEXICO HIGHLANDS	L	1-5
3/30	RICE	W	3-1
3/30	RICE	L	2-3
3/31	RICE	L	2-4
4/6	at Texas	L	2-6
4/6	at Texas	L	0-9
4/13	at Baylor	L	3-5
4/13	at Baylor	L	1-3
4/20	at Houston	L	5-8
4/20	at Houston	L	5-6
4/27	TCU	L	0-9
4/27	TCU	W	5-4
4/28	TCU	W	4-0

PLAYERS: Pitchers - Louis Avery, John Bickley, Steve Brock, Ruben Garcia, Jerry Lee, Louis Lmas, Randy Prince. Catchers - Steve Grimmer, James Boss. Infielders - Eddie Cervantes, Steve Joyner, Rod Kilmer, Ronnie Mattson, Tommy McMillan, Ric Weaver. Outfielders - Gary Barrick, Steve Cusack, Larry Crown, Ronny Dunavent, Bobby Lewis, Randy Little, Cecil Norris, Reese.

## 1974 (11-21, 9-15 SWC)

Head Coach: Kal Segrist

2/15	at Arizona	L	0-10
2/16	at Arizona	L	0-10
2/16	at Arizona	L	1-12
2/18	at Grand Canyon	L	0-17
2/19	at Grand Canyon	W	2-0
2/20	at Grand Canyon	L	0-4
2/21	at Grand Canyon	L	3-9
3/9	NEW MEXICO HIGHLANDS	W	8-0
3/10	NEW MEXICO HIGHLANDS	L	2-3
3/15	TEXAS	W	5-3
3/15	TEXAS	L	0-5
3/16	TEXAS	L	0-16

3/22	RICE	L	3-4
3/22	RICE	L	3-4
3/23	RICE	L	3-4
3/25	at Trinity	L	3-8
3/26	at St. Mary's	W	2-0
3/29	HOUSTON	L	3-11
3/29	HOUSTON	W	5-4
3/30	HOUSTON	L	6-12
4/5	SMU	L	9-11
4/5	SMU	W	6-5
4/6	SMU	W	2-1
4/12	TEXAS A&M	W	15-13
4/12	TEXAS A&M	W	4-1
4/13	TEXAS A&M	L	3-5
4/19	at Arkansas	L	3-9
4/19	at Arkansas	L	6-15
4/20	at Arkansas	L	6-7
4/26	BAYLOR	W	6-5 (10)
4/26	BAYLOR	W	6-4
4/27	BAYLOR	L	5-8

PLAYERS: Pitchers - John Bickley, Bill Blankenship, Steve Brock, Jon Davidson, Jerry Lee, Randy Prince, Roger Sparrow, Clint Wall, Mike Williams. Infielders - Gary Ashby 1B, Bryan Cowan 1B, Pat Foster 3B, Rob Kilmer INF, Randy Little 2B, Ronnie Mattson SS, Tom McMillan INF, Ric Weaver 1B, Bob Wiebe 2B. Outfielders - Mike Bewley, Larry Drown, Jim Horton, Paul Johnston, Louis Perez, Gary Sims.

## 1975 (22-23, 9-15 SWC)

Head Coach: Kal Segrist

2/14	at UTEP	L	0-3
2/14	at UTEP	L	1-3
2/15	at UTEP	W	14-4
2/21	at Hardin-Simmons	L	0-6
2/22	at Hardin-Simmons	W	7-1
2/28	TCU	L	10-11
3/1	TCU	L	0-5
3/1	TCU	W	4-3
3/8	UTEP	W	1-0
3/8	UTEP	L	3-4
3/9	UTEP	L	1-6
3/9	UTEP	W	5-0
3/14	at Texas	L	1-7
3/15	at Texas	L	1-7
3/15	at Texas	L	1-14
3/19	NEW MEXICO HIGHLANDS	W	6-4
3/19	NEW MEXICO HIGHLANDS	W	3-1
3/21	at Rice	W	9-5
3/21	at Rice	W	29-7
3/22	at Rice	W	11-10
3/24	at Abilene Christian	W	4-2
3/24	at Abilene Christian	W	4-1
3/25	at Trinity	W	10-1
3/25	at Trinity	L	N/A
3/26	vs. Nebraska-Omaha	L	N/A
3/26	at St. Mary's	L	N/A
3/28	HOUSTON	L	2-5
3/28	HOUSTON	L	4-5
3/29	HOUSTON	L	0-6
4/1	HARDIN-SIMMONS	W	2-1
4/1	HARDIN-SIMMONS	L	5-9
4/4	SMU	L	14-20
4/4	SMU	W	11-2
4/5	SMU	L	5-9
4/11	TEXAS A&M	L	0-4
4/11	TEXAS A&M	L	0-1
4/12	TEXAS A&M	W	7-4
4/18	ARKANSAS	W	14-5
4/18	ARKANSAS	W	13-11
4/19	ARKANSAS	L	4-6
4/22	ABILENE CHRISTIAN	W	9-5
4/22	ABILENE CHRISTIAN	W	11-0
4/25	at Baylor	W	6-5
4/25	at Baylor	L	4-6
4/26	at Baylor	W	8-5

PLAYERS: Pitchers - Jon Davidson, Kim Hunter, Paul Johnston, Jerry Lee. Catchers - Tom Haley, Pat Loter.

Infielders - Gary Ashby, Ron Mattson, Tom McMillan, Bob Wiebe. Outfielders - Kim Nikkel, Mike Bewley, Bryan Cowan, Jim Horton.

## 1976 (32-21, 10-11 SWC)

Head Coach: Kal Segrist

2/20	at Hardin-Simmons	W	9-4
2/20	at Hardin-Simmons	W	13-4
2/21	at Hardin-Simmons	L	0-5
2/21	at Hardin-Simmons	W	7-2
2/27	at Texas Lutheran	W	5-2
2/27	at Texas Lutheran	W	2-0
2/28	at St. Mary's	W	1-0
2/28	at St. Mary's	W	13-0
3/12	HOUSTON	L	2-4
3/13	HOUSTON	L	0-1
3/13	HOUSTON	L	4-5
3/16	at Midwestern State	L	5-6
3/16	at Midwestern State	W	9-0
3/17	at American Christian	W	7-4
3/17	at American Christian	L	9-14
3/19	at Arkansas	L	4-5
3/20	at Arkansas	L	3-4
3/20	at Arkansas	L	2-10
3/21	at American Christian	W	10-0
3/21	at American Christian	W	12-6
3/22	at Oklahoma City	L	2-3
3/22	at Oklahoma City	W	7-1
3/23	at Oklahoma	L	0-3
3/23	at Oklahoma	L	0-7
3/24	at Oklahoma City	L	0-3
3/24	at Oklahoma City	L	1-4
3/25	at Southwestern Oklahoma State	W	
12-4			
3/25	at Southwestern Oklahoma State	W	
10-7			
3/26	HARDIN-SIMMONS	L	3-11
3/26	HARDIN-SIMMONS	W	7-3
3/27	HARDIN-SIMMONS	W	N/A
3/27	HARDIN-SIMMONS	W	N/A
4/2	SMU	W	10-4
4/3	SMU	W	9-1
4/3	SMU	W	8-5
4/6	ABILENE CHRISTIAN	W	5-2
4/6	ABILENE CHRISTIAN	W	16-1
4/9	at TCU	L	2-3
4/10	at TCU	W	11-5
4/10	at TCU	L	5-9
4/13	Amarillo Gold Sox (Exh)	L	N/A
4/16	BAYLOR	W	8-7
4/17	BAYLOR	W	12-10
4/17	BAYLOR	W	6-5
4/20	at Abilene Christian	L	3-4
4/20	at Abilene Christian	W	10-0
4/21	at Trinity	W	7-1
4/21	at Trinity	W	8-3
4/23	at Rice	L	6-7
4/24	at Rice	W	13-5
4/24	at Rice	W	5-1
4/30	TEXAS	W	4-3
5/1	TEXAS	L	5-14
5/1	TEXAS	L	3-14

PLAYERS: Pitchers - Lloyd Cummings, Doug House, Kim Hunter, Mark LePori, Van Morin. Catchers - Tom Haley, Bob Harris, Pat Loter, Scott Leimgruber. Infielders - Gary Ashby 1B, Pat Foster, Ernie Hrleih 3B, Gary Long, Ron Mattson, Tom McMillan, Craig Nix. Outfielders - Mike Bewley, Bryan Cowan, Paul Johnston, John Keller, Gary Sims.

## YEAR BY YEAR RESULTS

## 1977 (25-24, 12-12 SWC)

Head Coach: Kal Segrist

2/14	UT ARLINGTON	W	8-3
2/14	UT ARLINGTON	W	12-3
2/15	UT ARLINGTON	W	15-0
2/15	UT ARLINGTON	W	19-2
2/18	at Hardin-Simmons	L	0-2
2/18	at Hardin-Simmons	W	12-4
2/19	at Hardin-Simmons	L	0-8
2/19	at Hardin-Simmons	L	1-2
2/25	at Texas	L	3-9
2/26	at Texas	L	5-6
2/26	at Texas	L	0-11
3/1	HARDIN-SIMMONS	L	3-9
3/1	HARDIN-SIMMONS	W	11-5
3/4	TEXAS A&M	L	3-5
3/5	TEXAS A&M	W	7-6
3/5	TEXAS A&M	W	6-5
3/8	at Southwestern	L	1-6
3/8	at Southwestern	W	13-8
3/9	ST. EDWARD'S	W	12-7
3/9	ST. EDWARD'S	L	2-3
3/11	at Houston	W	13-9
3/12	at Houston	W	8-6
3/12	at Houston	L	4-9
3/18	ARKANSAS	L	10-13
3/19	ARKANSAS	W	7-4
3/19	ARKANSAS	L	7-14
3/21	at New Mexico	L	5-7
3/22	at New Mexico	L	1-5
3/22	at New Mexico	W	2-0
3/23	vs. NM Highlands (Alb.)	W	16-5
3/23	at New Mexico	L	3-8
3/24	vs. NM Highlands (Alb.)	W	18-7
3/24	at New Mexico	L	5-7
3/25	vs. Colorado State (Albuquerque)	L	6-9
3/26	vs. Colorado State (Albuquerque)	W	12-1
4/1	at SMU	W	10-8
4/2	at SMU	L	4-5
4/2	at SMU	W	11-7
4/8	TCU	W	11-7
4/9	TCU	W	4-2
4/9	TCU	L	3-17
4/12	HARDIN-SIMMONS	L	1-2
4/12	HARDIN-SIMMONS	W	13-7
4/15	at Baylor	L	0-4
4/16	at Baylor	L	1-6
4/16	at Baylor	L	3-15
4/22	RICE	W	5-0
4/23	RICE	W	4-3
4/23	RICE	W	4-3

PLAYERS: Pitchers - Mike Bewley, Tom Black, Lanny Garcia, Doug House, Gary Rutherford. Catchers - Rob Harris, Scott Leimgruber. Infielders - Gary Ashby 1B, Pat Foster, Ernie Helweg, Craig Nix, Craig Noonan, Johnny Vestal, Brooks Wallace. Outfielders - Mike Bewley, Bryan Cowan, Paul Johnston, John Keller, Gary Sims.

## 1978 (23-25, 8-16 SWC)

Head Coach: Kal Segrist

2/17	at Hardin-Simmons	W	6-5
2/17	at Hardin-Simmons	W	13-7
2/18	at Hardin-Simmons	L	0-5
2/18	at Hardin-Simmons	W	8-5
2/24	at St. Mary's	W	3-2
2/24	at St. Mary's	L	2-4
2/25	at Trinity	W	8-5
2/25	at Trinity	W	5-4
3/1	at Texas Lutheran	W	13-4
3/1	at Texas Lutheran	L	1-4
3/3	at Rice	L	1-2
3/4	at Rice	L	1-2
3/4	at Rice	W	5-4
3/10	BAYLOR	L	3-12
3/11	BAYLOR	W	4-0
3/11	BAYLOR	W	5-1

3/14	HARDIN-SIMMONS	L	1-3
3/14	HARDIN-SIMMONS	L	2-3
3/17	at TCU	W	12-11
3/18	at TCU	L	0-3
3/18	at TCU	W	8-6
3/20	WICHITA STATE	W	7-6
3/20	WICHITA STATE	W	8-5
3/21	WICHITA STATE	W	8-3
3/21	WICHITA STATE	W	7-5
3/22	WICHITA STATE	L	2-14
3/22	WICHITA STATE	L	8-9
3/24	SMU	W	7-3
3/25	SMU	L	4-7
3/25	SMU	L	1-4
3/31	NORTH TEXAS	W	13-8
3/31	NORTH TEXAS	W	12-6
4/1	NORTH TEXAS	W	18-2
4/1	NORTH TEXAS	W	12-11
4/4	at Oral Roberts	L	3-8
4/4	at Oral Roberts	L	1-3
4/7	at Arkansas	L	1-6
4/8	at Arkansas	L	2-13
4/8	at Arkansas	L	1-2
4/14	HOUSTON	L	2-7
4/15	HOUSTON	W	2-1
4/15	HOUSTON	L	10-12
4/21	at Texas A&M	L	2-4
4/22	at Texas A&M	L	0-5
4/22	at Texas A&M	L	1-2
4/28	TEXAS	L	4-14
4/29	TEXAS	L	0-5
4/29	TEXAS	W	8-7

PLAYERS: Pitchers - Robert Bryant, Rick Hall, Chuck Johnson, Mark Johnston, Gary Moyer, David Bolton, Larry Womble, Kenny Cogdell, Steve Edler, Steve Whitton. Catchers - Dan Hejl, Scott Leimgruber. Infielders - Rusty Laughlin, Craig Noonan, Johnny Vestal, Brooks Wallace. Outfielders - Mike Farmer, John Keller, Randy Newton, Larry Selby.

## 1979 (16-23, 9-15 SWC)

Head Coach: Kal Segrist

2/19	at Hardin-Simmons	W	5-1
2/19	at Hardin-Simmons	W	7-5
2/24	at St. Mary's	W	14-9
2/24	at Texas Lutheran	W	4-0
2/25	at St. Mary's	L	0-5
2/25	at Texas Lutheran	L	1-5
2/27	HARDIN-SIMMONS	L	4-5
2/27	HARDIN-SIMMONS	W	11-5
3/2	RICE	L	6-9
3/3	RICE	L	0-7
3/3	RICE	W	15-7
3/9	at Baylor	L	2-4
3/10	at Baylor	W	5-0
3/10	at Baylor	L	0-4
3/16	TCU	W	11-10
3/17	TCU	L	1-8
3/17	TCU	W	18-4
3/23	at SMU	W	6-2 (11)
3/24	at SMU	L	3-5
3/24	at SMU	W	11-4
3/26	at Wichita State	L	6-11
3/27	at Wichita State	W	11-8
3/27	at Wichita State	L	5-6
3/28	at Wichita State	L	5-6
3/28	at Wichita State	L	6-7
4/6	ARKANSAS	W	9-8
4/7	ARKANSAS	L	9-12
4/7	ARKANSAS	L	2-6
4/8	vs. Amarillo Gold Sox (Exh)	L	6-9
4/10	at St. Mary's	L	6-8
4/11	at Trinity	W	9-1
4/13	at Houston	L	1-11
4/14	at Houston	L	2-7
4/14	at Houston	L	1-6
4/20	TEXAS A&M	L	0-9
4/21	TEXAS A&M	W	6-5

4/21	TEXAS A&M	W	3-2
4/27	at Texas	L	1-4
4/28	at Texas	L	1-3
4/28	at Texas	L	1-5

PLAYERS: Pitchers - David Bolton, Robert Bryant, Gil Goulding, Rick Hall, Derek Hatfield, Steve Ibarquen, Chuck Johnson, Mark Johnston, Gary Moyer. Catchers - Scott Leimgruber, Dan Hejl. Infielders - Rusty Laughlin, Craig Noonan, Johnny Vestal, Brooks Wallace. Outfielders - Mike Farmer, John Keller, Randy Newton, Larry Selby.

## 1980 (28-23-1, 14-10 SWC)

Head Coach: Kal Segrist

2/15	at St. Mary's	L	3-12
2/15	at St. Mary's	W	4-2
2/16	at Texas Lutheran	L	2-10
2/16	at Texas Lutheran	W	4-1
2/22	at Hardin-Simmons	L	1-2
2/22	at Hardin-Simmons	W	18-5
2/23	at Hardin-Simmons	W	11-2
2/23	at Hardin-Simmons	W	4-0
2/27	COE COLLEGE	W	2-0
2/27	COE COLLEGE	L	4-5
3/2	LUBBOCK CHRISTIAN	W	8-5
3/2	LUBBOCK CHRISTIAN	W	6-3
3/3	at Lubbock Christian	L	0-4
3/3	at Lubbock Christian	W	12-5
3/4	at Oral Roberts	W	10-1
3/7	at Arkansas	L	1-2
3/8	at Arkansas	W	5-3
3/8	at Arkansas	L	2-9
3/14	HOUSTON	W	6-5
3/15	HOUSTON	L	3-8
3/15	HOUSTON	L	11-14
3/18	at Southwestern	L	4-8
3/19	at Southwestern	L	1-7
3/21	at Texas A&M	L	7-10
3/22	at Texas A&M	L	0-3
3/22	at Texas A&M	L	4-5
3/24	HARDIN-SIMMONS	L	1-3
3/24	HARDIN-SIMMONS	W	19-5
3/28	TEXAS	L	1-14
3/29	TEXAS	W	3-2
3/29	TEXAS	L	4-9
4/4	at Rice	W	15-4
4/5	at Rice	W	8-4
4/5	at Rice	W	3-1
4/11	BAYLOR	W	8-1
4/12	BAYLOR	W	5-2
4/12	BAYLOR	L	4-6
4/18	at TCU	W	5-2
4/19	at TCU	W	4-3
4/19	at TCU	T	8-8
4/25	SMU	W	3-2
4/25	SMU	W	8-6
4/26	SMU	W	9-0
4/26	SMU	W	9-0
5/10	UT-PAN AMERICAN	L	2-9
5/10	UT-PAN AMERICAN	W	25-3
5/11	UT-PAN AMERICAN	W	14-6
5/11	UT-PAN AMERICAN	L	2-18
5/12	UT-PAN AMERICAN	L	10-19

SWC Tournament - College Station, Texas

5/17	vs. Texas	L	2-9
5/18	at Texas A&M	W	8-5
5/19	vs. Arkansas	L	5-6

PLAYERS: Pitchers - Robert Bryant, Matt Dean, Billy Meurin, Mark McDowell, Mark Johnson, Jamie Miller, Steve Ibarquen, Kyle Fahrenthold, Terry Willis, Gary Moyer, Gene Segrist, Gil Goulding. Catchers - Kevin Rucker, Dan Hejl. Infielders - John Grimes 1B, Jeff Harp 2B, Scott Nethery 2B, Jimmy Zachry 3B, Dee Law, Larry Selby, Brooks Wallace, Steve Elder, Jimmy Jones, Craig Noonan, Mike Farmer, Tommy Inzer. Outfielders - Bobby Kohler, Pat Moore, Rusty Laughlin, Steve Roper.



## YEAR BY YEAR RESULTS

1981 (26-21, 8-13 SWC)

Head Coach: Kal Segrist

2/13	NEW MEXICO	W	6-5
2/13	NEW MEXICO	W	6-0
2/14	NEW MEXICO	L	8-13
2/27	at Texas Lutheran	W	4-1
2/27	at Texas Lutheran	W	10-6
2/28	at Texas Lutheran	W	9-4
2/28	at Texas Lutheran	W	11-7
3/5	LUBBOCK CHRISTIAN	W	9-5
3/5	LUBBOCK CHRISTIAN	W	14-7
3/9	LUBBOCK CHRISTIAN	L	5-9
3/9	LUBBOCK CHRISTIAN	L	5-6
3/10	LUBBOCK CHRISTIAN	W	14-0
3/10	LUBBOCK CHRISTIAN	W	9-3
3/13	at Texas	L	3-17
3/13	at Texas	L	1-5
3/14	at Texas	L	6-7
UT-Pan American Tournament - Edinburg, Texas			
3/16	at UT-Pan American	L	4-8
3/17	vs. Kansas	W	6-1
3/18	vs. Kansas	W	4-3
3/18	at UT-Pan American	L	3-8
3/19	at UT-Pan American	W	5-1
3/20	vs. Kansas	L	3-4
3/20	vs. Seton Hall	L	1-6
3/21	vs. Seton Hall	L	4-8
3/24	SW OKLAHOMA STATE	W	21-15
3/27	at Baylor	W	13-4
3/28	at Baylor	L	4-5
3/28	at Baylor	L	5-16
3/31	GREENVILLE COLLEGE	W	5-0
3/31	GREENVILLE COLLEGE	W	11-5
4/3	RICE	W	6-5
4/4	RICE	W	3-2
4/4	RICE	W	9-3
4/8	at Southwestern	W	14-3
4/8	at Southwestern	W	11-2
4/10	at Houston	L	5-6
4/11	at Houston	L	5-7
4/11	at Houston	L	6-7
4/17	TEXAS A&M	L	5-6
4/18	TEXAS A&M	L	2-4
4/18	TEXAS A&M	W	7-6
4/24	ARKANSAS	L	4-13
4/25	ARKANSAS	L	5-8
4/25	ARKANSAS	W	7-5
5/1	TCU	L	6-9
5/2	TCU	W	7-3
5/2	TCU	W	5-4

PLAYERS: Pitchers - John Achilles, Robert Bryant, Glenn Caperton, David Carroll, Matt Dean, Steve Dennis, Kyle Kahrenthold, Derek Hatfield, Chuck Johnson, Rusty Maenias, Mark McDowell, Gary Moyer, Kent Potts. Catchers - Kevin Baxter, Dan Hejl, Greg Landry, Kevin Rusker, Scott Wolfe. Infielders - David Alexander, Kenny Allbritton, Abel Castro, Andy Dawson, John Grimes, Jeff Harp, Jimmy Johnson, Dee Law, Scott Nethery, Dale Redman, Gene Segrist, Michael Tovar, Jim Whattenburger, Bruce Winters, Mike Wooten, Jimmy Zachry. Outfielders - Mike Fowler, Bobby Kohler, Rusty Laughlin, Wes McKenzie, John Moore, Pat Moore, Ned Plum, Steve Roper, Jeff Turner, Jay Zumwalt.

1982 (21-22, 9-12 SWC)

Head Coach: Kal Segrist

2/20	at UT Arlington	L	3-4
2/20	at UT Arlington	L	5-6
2/21	at UT Arlington	L	0-1
2/21	at UT Arlington	L	2-6
2/26	at Texas Lutheran	W	12-4
2/26	at Texas Lutheran	L	4-7
2/28	at St. Mary's	W	1-0
2/28	at Trinity	W	8-3
3/5	at UTEP	L	2-10
3/5	at UTEP	W	5-4
3/6	at UTEP	L	4-7
3/6	at UTEP	L	7-9
3/14	LUBBOCK CHRISTIAN	W	7-5
3/15	HARDIN-SIMMONS	W	10-6
3/15	HARDIN-SIMMONS	W	12-4
3/16	MIDWESTERN STATE	W	2-1
3/16	MIDWESTERN STATE	W	5-4
3/17	MIDWESTERN STATE	W	6-2
3/17	MIDWESTERN STATE	W	7-1
3/19	at TCU	W	13-2
3/20	at TCU	L	6-7
3/20	at TCU	W	10-6
3/26	BAYLOR	W	13-2
3/27	BAYLOR	W	4-2
3/27	BAYLOR	L	6-11
3/31	at Southwestern	W	6-1
3/31	at Southwestern	L	0-1
4/2	at Rice	W	1-0
4/3	at Rice	L	2-7
4/3	at Rice	L	4-5
4/9	HOUSTON	W	6-3
4/10	HOUSTON	W	8-7
4/10	HOUSTON	L	5-14
4/16	at Texas A&M	L	1-14
4/17	at Texas A&M	L	0-1
4/17	at Texas A&M	L	3-5
4/19	at Oklahoma	L	2-3
4/20	at Oral Roberts	L	1-3
4/21	at Oral Roberts	L	2-8
4/23	at Arkansas	L	6-7
4/24	at Arkansas	W	4-3
4/24	at Arkansas	W	11-8
4/30	TEXAS	L	7-9

PLAYERS: Pitchers - Robert Bryant, David Carroll, Kyle Kahrenthold, Chuck Johnson, Matt Dean, John Achilles, Mark McDowell, Steve Dennis, Derel Hatfield, Gene Segrist, Eric Shirley, Gary Moyer. Catchers - Kevin Rucker, Dan Hejl. Infielders - Jimmy Zachry, Andy Dawson, Scott Nethery, John Grimes, Mike Wooten, Kenny Allbritton, Jeff Harp, Dee Law, Jim Whattenburger, Bruce Winters, Keith Potts. Outfielders - Steve Roper, Pat Moore, Jeff Turner, Ruster Laughlin.

1983 (18-23, 8-13 SWC)

Head Coach: Kal Segrist

2/18	HARDIN-SIMMONS	L	9-11
2/19	HARDIN-SIMMONS	W	12-6
2/25	NEW MEXICO	W	13-7
2/26	NEW MEXICO	W	11-3
2/26	NEW MEXICO	L	2-3
2/27	NEW MEXICO	W	12-1
3/1	at Lubbock Christian	L	10-12
3/2	LUBBOCK CHRISTIAN	L	10-16
3/4	OKLAHOMA STATE	W	6-4
3/4	OKLAHOMA STATE	W	8-7
3/5	OKLAHOMA STATE	L	4-15
3/12	MIDWESTERN STATE	W	11-0
3/12	MIDWESTERN STATE	W	10-7
3/13	MIDWESTERN STATE	W	8-6
3/13	MIDWESTERN STATE	L	5-11
3/18	at Baylor	L	3-5
3/19	at Baylor	L	4-5
3/19	at Baylor	L	2-3
3/22	at Lubbock Christian	L	5-10
3/23	LUBBOCK CHRISTIAN	L	2-9
3/26	RICE	L	4-23
3/27	RICE	W	4-3
3/27	RICE	L	2-7
3/30	at Trinity	W	8-2
4/1	at Houston	W	9-6
4/2	at Houston	W	21-4
4/2	at Houston	L	2-8
4/9	TEXAS A&M	W	8-5
4/10	TEXAS A&M	W	10-9
4/10	TEXAS A&M	W	11-10
4/16	ARKANSAS	L	1-7
4/16	ARKANSAS	L	7-8
4/17	ARKANSAS	W	10-9
4/22	at Texas	L	3-12
4/23	at Texas	L	1-9
4/23	at Texas	L	2-8
4/26	at Lubbock Christian	L	1-8
4/27	LUBBOCK CHRISTIAN	L	3-8
4/30	TCU	W	4-1
5/1	TCU	L	9-12
5/1	TCU	L	10-11

PLAYERS: Pitchers - Jeff Allen, Dan Anderson, James Durham, Frank Enriquez, Joe Grim, Derek Hatfield, Clay Hollock, Ray Irvin, Rusty Lamar, Mark McDowell, Tim Moore, Lance Peters, Pat Moore, Eric Shirley, Nathan Swindle, Keith Wood, Michael Shull, Greg Landry, Bob Gross. Catchers - Ralph Strathman, Derek Sandoval, Johnny Ross, Glenn MacLeay. Infielders - Johnny Comeaux, David Dundore, John Grimes, Moses Guzman, Morgan Johnston, Rick Junior, Casey Meyers, Greg Phifer, Rex Ramos, Dale Redman, Steve Spalding, Jimmy Zachry. Outfielders - Jeff Turner, Jim Sullivan, Mark Michna, Wes McKenzie, Mitchell Jones, Todd Howey, Donald Edwing, Jeff Davis.

## YEAR BY YEAR RESULTS

1984 (33-22, 9-12 SWC) Head Coach: Gary Ashby			1985 (18-33, 2-19 SWC) Head Coach: Gary Ashby			1986 (34-25, 7-14 SWC) Head Coach: Gary Ashby						
2/17	at Hardin-Simmons	W	19-11	2/9	at New Mexico	W	13-11	2/8	SUL ROSS STATE	W	11-0	
2/18	at Hardin-Simmons	W	5-0	2/9	at New Mexico	L	3-18	2/8	SUL ROSS STATE	W	15-0	
2/18	at Hardin-Simmons	W	6-3	2/10	at New Mexico	L	6-7	2/14	at Hardin-Simmons	W	8-5	
2/21	LUBBOCK CHRISTIAN	L	16-18	2/16	NEW MEXICO HIGHLANDS	W	12-1	2/14	at Hardin-Simmons	W	13-3	
2/23	SUL ROSS STATE	W	15-5	2/16	NEW MEXICO HIGHLANDS	W	20-4	2/15	at Hardin-Simmons	W	13-3	
2/24	at UTEP	W	25-15	2/17	NEW MEXICO HIGHLANDS	W	2-1	2/15	at Hardin-Simmons	L	4-5	
2/25	at UTEP	W	7-3	2/17	NEW MEXICO HIGHLANDS	W	15-0	2/16	vs. Sul Ross State (Midland)	W	9-2	
2/25	at UTEP	L	5-9	2/22	at Hardin-Simmons	L	7-8	2/16	vs. Sul Ross State (Midland)	W	15-6	
2/26	at New Mexico State	W	5-2	2/26	LUBBOCK CHRISTIAN	L	4-14	2/21	NEW MEXICO HIGHLANDS	W	3-2	
2/26	at New Mexico State	L	4-5	North Texas Tournament - Denton, Texas			2/21	NEW MEXICO HIGHLANDS	W	11-6		
3/2	at Lubbock Christian	W	7-3	3/1	vs. Texas State	W	7-0	2/22	NEW MEXICO HIGHLANDS	W	7-4	
3/4	WYOMING	L	5-8	3/1	at North Texas	L	3-6	2/22	NEW MEXICO HIGHLANDS	W	17-0	
3/4	WYOMING	W	22-2	3/2	vs. Texas State	L	2-5	2/24	NEW MEXICO STATE	W	13-5	
3/6	WYOMING	W	12-3	3/2	at North Texas	W	5-3	2/25	NEW MEXICO STATE	W	13-4	
3/7	at Lubbock Christian	L	10-14	3/3	at North Texas	L	0-1	2/25	NEW MEXICO STATE	W	18-6	
3/11	NEBRASKA-KEARNEY	W	9-2	3/5	at Sul Ross State	W	6-1	Lubbock Intercollegiate Tournament - Lubbock, Texas				
3/11	NEBRASKA-KEARNEY	W	7-6	3/6	at Sul Ross State	W	9-5	3/2	UNLV	L	4-5	
3/12	UTEP	L	5-7	3/6	at Sul Ross State	W	6-3	3/3	WASHINGTON STATE	L	3-9	
3/12	UTEP	L	1-4	Lubbock Intercollegiate Tournament - Lubbock, Texas			3/4	LEWIS & CLARK	L	7-13		
3/13	NEBRASKA-KEARNEY	W	7-4	3/9	WICHITA STATE	W	4-3	3/5	UNLV	L	14-15	
3/14	at Oklahoma State	W	5-4	3/9	at Lubbock Christian	W	16-4	3/6	LEWIS & CLARK	L	10-16	
3/14	at Oklahoma State	L	0-11	3/10	LUBBOCK CHRISTIAN	L	1-9	3/8	at Lubbock Christian	L	18-19	
3/15	at Oklahoma State	L	2-3	3/10	MISSOURI SOUTHERN	W	16-6	3/8	at Lubbock Christian	W	9-6	
3/17	at TCU	L	9-10	3/11	WICHITA STATE	L	6-9	3/16	MISSOURI SOUTHERN	W	8-3	
3/17	at TCU	L	2-3	3/11	MISSOURI SOUTHERN	L	9-10	3/17	MISSOURI SOUTHERN	W	3-2	
3/18	at TCU	L	3-6	3/12	MISSOURI SOUTHERN	W	11-7	3/18	at North Texas	W	14-8	
3/20	SUL ROSS STATE	W	3-2	3/13	WICHITA STATE	L	3-13	3/18	at North Texas	W	8-4	
3/20	SUL ROSS STATE	W	22-1	3/15	at Baylor	L	2-3	3/19	at North Texas	W	10-3	
3/21	SUL ROSS STATE	W	8-2	3/16	at Baylor	L	0-3	3/21	at Rice	W	8-3	
3/23	BAYLOR	W	30-21	3/16	at Baylor	L	4-5	3/22	at Rice	W	3-0	
3/24	BAYLOR	W	9-3	3/22	RICE	L	8-25	3/22	at Rice	W	3-2	
3/24	BAYLOR	L	19-20	3/23	RICE	W	2-1	3/24	NEBRASKA-KEARNEY	W	16-4	
3/27	HARDIN-SIMMONS	W	5-4	3/23	RICE	W	11-10	3/25	ST. EDWARD'S	W	6-3	
3/29	at Trinity	W	14-7	3/29	at Houston	L	2-8	3/25	ST. EDWARD'S	L	4-12	
3/31	at Rice	W	5-3	3/30	at Houston	L	7-13	3/26	ST. EDWARD'S	W	6-4	
3/31	at Rice	L	6-16	3/30	at Houston	L	3-20	3/27	NEBRASKA-KEARNEY	W	15-9	
4/1	at Rice	L	8-9	4/2	HARDIN-SIMMONS	W	3-1	3/28	HOUSTON	L	6-12	
4/3	HARDIN-SIMMONS	W	15-2	4/4	TEXAS A&M	L	4-16	3/29	HOUSTON	W	10-9	
4/3	HARDIN-SIMMONS	W	8-6	4/5	TEXAS A&M	L	9-21	3/29	HOUSTON	W	14-8	
4/7	HOUSTON	W	13-10	4/5	TEXAS A&M	L	5-28	4/4	at Texas A&M	L	7-17	
4/7	HOUSTON	W	8-6	4/9	HARDIN-SIMMONS	L	4-8	4/5	at Texas A&M	L	4-10	
4/8	HOUSTON	W	10-5	4/9	HARDIN-SIMMONS	W	10-2	4/5	at Texas A&M	L	2-12	
4/10	NEW MEXICO STATE	W	14-11	4/12	ARKANSAS	L	4-14	4/8	at Hardin-Simmons	L	4-6	
4/10	NEW MEXICO STATE	W	19-6	4/13	ARKANSAS	L	11-14	4/8	at Hardin-Simmons	W	12-1	
4/13	at Texas A&M	L	3-13	4/13	ARKANSAS	L	5-22	4/11	at Arkansas	L	3-20	
4/13	at Texas A&M	L	6-11	4/16	LUBBOCK CHRISTIAN	L	6-7	4/12	at Arkansas	L	4-9	
4/14	at Texas A&M	L	8-9	4/17	at Lubbock Christian	L	2-6	4/12	at Arkansas	L	3-8	
4/19	at Oral Roberts	L	1-3	4/19	at Texas	L	2-9	4/13	at Oklahoma State	L	4-18	
4/21	at Arkansas	W	8-6	4/20	at Texas	L	15-16	4/18	TEXAS	L	5-16	
4/21	at Arkansas	W	9-8	4/20	at Texas	L	2-8	4/19	TEXAS	L	3-6	
4/22	at Arkansas	L	7-9	4/27	TCU	L	6-7	4/20	TEXAS	L	2-11	
4/24	GRAND CANYON	W	9-8	4/27	TCU	L	8-11	4/22	at Lubbock Christian	L	7-10	
4/28	TEXAS	L	3-7	4/28	TCU	L	10-17	4/25	at TCU	L	8-15	
4/28	TEXAS	L	2-8	PLAYERS: Pitchers - Nathan Swindle, Johnny Vidales, Craig Chapin, Luis Chavez, Clay Hollock, Jeff Kruger, Bret Marshall, Tim Moore, Bill Schutt, Khris Segrist, John Waite. Catchers - Mark Booth, Trae Fowler, Stacy Ragan, Derek Sandoval. Infielders - Dan Spencer, Brian Roper, Peter Nies, Kent Meador, Billy Martin, Phillip Maldonado, Kevin Lowery, Tommy Hernandez, Mike Gustafson, David Geck, Brian Christiansen, Alejandro Aguilar. Outfield- ers - Jim Darnell, Coby DeHaven, Tommy Harrison, Mike Humphreys, Billy Lance.			4/26	at TCU	W	11-8		
4/29	TEXAS	W	8-5				4/26	at TCU	W	14-6		
PLAYERS: Pitchers - Jeff Allen, Glen Caperton, Mike Cor- reia, Darryl Decker, James Durham, Mike Garrido, Bob Gross, Mike Guerrero, Jim Harycki, Clay Hollock, Jerry Hull, Bret Marshall, Lance Peters, Mark Puckett, Steve Reddell, David Rodriguez, John Ross, Mike Shull, Rod Simon, Na- than Swindle, John Vidales, Keith Wood. Catchers - John Grimes, Greg Landry, Jay Lindstrom, Derek Sandoval. Infielders - Kenny Allbritton, Tommy Dobyns, Greg May, Patrick Nocker, Casey Peterson, Greg Phifer, Dale Redman, Paul Scott, Greg Winder. Outfielders - Jeff Turner, Mark Michna, Wes McKenzie, Mitchell Jones, Todd Howey.									4/27	SUL ROSS STATE	W	14-7
									4/27	SUL ROSS STATE	W	21-3
									5/2	BAYLOR	L	3-6
									5/3	BAYLOR	L	5-8
									5/3	BAYLOR	L	4-11
									PLAYERS: Pitchers - Craig Chapin, Luis Chavez, Clay Hol- lock, Jeff Krueger, Bret Marshall, Tim Moore, Bill Schutt, Khris Segrist, Nathan Swindle, Johnny Vidales, John Waite. Catchers - Mark Booth, Trae Fowler, Stacy Ragan, Derek Sandoval, Brian Roper. Infielders/Outfielders - Dan Spen- cer, Peter Nies, Kent Meador, Billy Martin, Phillip Maldon- aldo, Kevin Lowery, Tommy Hernandez, Mike Gustafson, David Geck, Brian Christiansen, Alejandro Aguilar.			

## YEAR BY YEAR RESULTS

1987 (21-28, 7-14 SWC)				1988 (34-25-1, 7-14 SWC)				1989 (32-22, 9-12 SWC)			
Head Coach: Larry Hays				Head Coach: Larry Hays				Head Coach: Larry Hays			
2/6	NEW MEXICO	W	5-3	2/6	at New Mexico	L	4-10	2/9	at #10 Arizona State	L	3-5
2/6	NEW MEXICO	W	17-4	2/6	at New Mexico	W	21-4	2/10	at #10 Arizona State	L	1-7
2/7	NEW MEXICO	L	8-9	2/7	at New Mexico	T	10-10	2/11	at #10 Arizona State	L	8-9
2/13	at Hardin-Simmons	W	10-8	2/12	at Loyola Marymount	L	8-13	2/21	at Hardin-Simmons	W	6-5
2/13	at Hardin-Simmons	W	14-7	2/13	at Loyola Marymount	L	5-10	2/21	at Hardin-Simmons	W	4-1
2/14	at Hardin-Simmons	W	8-0	2/14	at Loyola Marymount	L	0-6	2/24	NEW MEXICO STATE	W	8-2
2/14	at Hardin-Simmons	L	4-5	2/15	vs. Biola (La Mirada, Calif)	L	5-11	2/25	NEW MEXICO STATE	W	13-8
3/1	ST. EDWARD'S	W	5-3	2/16	vs. College of Idaho			2/25	NEW MEXICO STATE	W	12-11
3/1	ST. EDWARD'S	W	8-3		(La Mirada, Calif)	W	10-3	2/26	NEW MEXICO STATE	W	4-3
3/4	at Oklahoma State	L	6-13	2/17	at San Diego State	L	4-11	3/6	NEBRASKA-KEARNEY	W	16-3
3/5	at Oklahoma State	L	6-14	2/19	NEW MEXICO HIGHLANDS	W	7-6	3/6	NEBRASKA-KEARNEY	W	13-1
3/6	at Oral Roberts	L	3-7	2/19	NEW MEXICO HIGHLANDS	W	9-2	3/7	NEBRASKA-KEARNEY	W	3-0
3/7	at Wichita State	L	6-13	2/20	NEW MEXICO HIGHLANDS	W	17-7	3/7	NEBRASKA-KEARNEY	W	19-3
3/8	at Wichita State	L	9-11	2/20	NEW MEXICO HIGHLANDS	W	12-4	3/8	WYOMING	W	12-6
3/10	Col. OF THE SOUTHWEST	W	18-3	2/26	NEW MEXICO STATE	W	10-0	3/9	WYOMING	W	18-3
3/10	Col. OF THE SOUTHWEST	W	5-2	2/26	NEW MEXICO STATE	W	7-6	3/10	WYOMING	L	4-10
3/13	RICE	L	4-6	2/27	NEW MEXICO STATE	W	11-5	3/11	WYOMING	L	4-10
3/14	RICE	W	8-6	3/4	ST. EDWARD'S	W	10-3	3/13	NEW MEXICO HIGHLANDS	W	8-3
3/14	RICE	L	9-10	3/5	ST. EDWARD'S	W	17-2	3/13	NEW MEXICO HIGHLANDS	W	3-1
3/16	at North Texas	L	0-5	3/12	MISSOURI SOUTHERN	W	13-3	3/14	NEW MEXICO HIGHLANDS	W	12-2
3/16	at North Texas	W	11-3	3/12	MISSOURI SOUTHERN	W	13-6	3/14	NEW MEXICO HIGHLANDS	W	16-7
3/20	at Houston	W	8-5	3/13	MISSOURI SOUTHERN	W	9-2	3/16	at Oral Roberts	W	6-5
3/21	at Houston	L	2-3	3/14	MISSOURI SOUTHERN	W	13-2	3/17	at Oral Roberts	W	5-4
3/21	at Houston	W	9-8	3/14	MISSOURI SOUTHERN	W	12-2	3/18	at Wichita State	L	4-8
3/24	Col. OF THE SOUTHWEST	W	15-5	3/15	MISSOURI SOUTHERN	W	11-4	3/21	at Wichita State	L	4-16
3/24	Col. OF THE SOUTHWEST	L	2-3	3/15	MISSOURI SOUTHERN	L	3-8	3/21	at Wichita State	L	2-8
3/27	TEXAS A&M	L	7-17	3/16	WICHITA STATE	L	2-8	3/24	TEXAS A&M	L	2-27
3/28	TEXAS A&M	L	2-10	3/16	WICHITA STATE	W	6-2	3/25	TEXAS A&M	L	1-15
3/28	TEXAS A&M	L	6-23	3/18	at Rice	L	3-4	3/25	TEXAS A&M	L	4-11
3/31	at Col. of the Southwest	W	5-3	3/19	at Rice	W	2-1	3/28	Col. OF THE SOUTHWEST	W	5-4
3/31	at Col. of the Southwest	W	8-2	3/19	at Rice	W	11-9	3/31	ARKANSAS	L	10-12
4/3	ARKANSAS	L	0-2	3/22	ORAL ROBERTS	L	9-11	4/1	ARKANSAS	L	2-3
4/4	ARKANSAS	L	6-8	3/23	ORAL ROBERTS	W	9-8	4/1	ARKANSAS	L	5-6
4/4	ARKANSAS	L	0-9	3/25	HOUSTON	W	10-9	4/4	SUL ROSS STATE	W	5-2
4/7	SUL ROSS STATE	L	4-9	3/26	HOUSTON	L	3-5	4/4	SUL ROSS STATE	W	9-0
4/7	SUL ROSS STATE	L	2-10	3/26	HOUSTON	W	4-1	4/7	at Texas	L	2-8
4/10	at Texas	L	1-11	3/29	at Hardin-Simmons	W	8-4	4/8	at Texas	L	3-13
4/11	at Texas	L	0-11	3/30	at Hardin-Simmons	W	3-2	4/8	at Texas	L	1-4
4/11	at Texas	L	3-8	4/1	at Texas A&M	L	3-11	4/14	TCU	W	6-4
4/14	HARDIN-SIMMONS	W	24-17	4/2	at Texas A&M	L	0-10	4/15	TCU	W	5-3
4/14	HARDIN-SIMMONS	L	10-23	4/2	at Texas A&M	L	3-5	4/15	TCU	W	16-5
4/17	TCU	L	2-8	4/5	SUL ROSS STATE	W	9-0	4/18	HARDIN-SIMMONS	L	5-6
4/18	TCU	W	4-3	4/5	SUL ROSS STATE	W	10-0	4/18	HARDIN-SIMMONS	L	2-9
4/18	TCU	W	7-6	4/8	at Arkansas	L	6-7	4/21	at Baylor	W	4-0
4/21	HARDIN-SIMMONS	W	8-5	4/9	at Arkansas	W	11-8	4/22	at Baylor	L	2-3
4/21	HARDIN-SIMMONS	L	6-8	4/9	at Arkansas	L	4-5	4/22	at Baylor	W	8-6
4/24	at Baylor	L	5-7	4/12	Col. OF THE SOUTHWEST	L	1-3	4/25	Col. OF THE SOUTHWEST	W	6-2
4/25	at Baylor	W	5-3	4/12	Col. OF THE SOUTHWEST	W	9-1	4/25	Col. OF THE SOUTHWEST	W	13-6
4/25	at Baylor	L	2-7	4/15	TEXAS	L	12-13	4/28	RICE	W	15-5
PLAYERS: Pitchers - Luis Chaidez, Kurt Whiple, Dwight Fruge, Bret Marshall, Bill Schutt, Khrist Segrist, Mike Beiras, Pat Black, Byron Farrell, Todd Duewel, John Marlow.				4/16	TEXAS	L	1-2	4/29	RICE	W	4-3
Catchers - Brian Roper, Scott Fricks, David Coleman, Scott Drury.				4/16	TEXAS	L	9-11	4/29	RICE	W	12-9
Infielders - Kevin Lowery, Kevin Meador, Dave Geck, Tommy Hernandez, Dan Spencer, Coby DeHaven, Mike Gustafson, Dax Griffith.				4/18	HARDIN-SIMMONS	L	6-10	5/5	at Houston	W	6-4
Outfielders- Mike Humphreys, Boo Arnold, Bart Alfred, Billy Lance.				4/19	HARDIN-SIMMONS	W	9-6	5/6	at Houston	L	3-7
				4/22	at TCU	L	1-6	5/6	at Houston	L	3-9
				4/23	at TCU	L	4-11	PLAYERS: Pitchers - Jeff Beck, Brian Boesiger, Chris Eddy, Kyle Guerry, King Hodson, Kevin Kirk, Eric Kleinsorge, Grant Lindsay, James Mauldin, Kurt Shipley, Rodney Steph, Mike Wiczorek. Catchers - Brian Roper, Mark Helms, John Carter, D'Nard Arthur, Randy Deal. Infielders - Chris Stegent 1B, Matt Martin SS, Greg Kobza 1B, Shannon Hays, Mike Gustafson, Kyle Ford SS, Sonny Dykes 1B. Outfielders - Gilbert Arredondo, Jeff Boydston, Bob Deller, Donald Harris, Joe Mendazona, Chris Moore, Brian Pierce.			
				4/23	at TCU	W	6-2				
				4/26	Col. OF THE SOUTHWEST	W	9-2				
				4/26	Col. OF THE SOUTHWEST	W	6-3				
				4/29	BAYLOR	L	5-8				
				4/30	BAYLOR	W	5-2				
				4/30	BAYLOR	L	5-6				
				PLAYERS: Pitchers - Lynn Grimes, Rodney Steph, Kurt Shipley, Eric Kleinsorge, Dwight Fruge, Bret Marshall, King Hodson, Todd Duewel, Kyle Guerry, Kevin Kirk, Byron Farrell, Pat Black, Mike Beiras. Catchers - D'Nard Arthur, Charles Smith, Brian Roper. DH - Mark Helms. Infielders- Kevin Lowery, Matt Martin, Tommy Hernandez, Lynn Vanlandingham, Mike Gustafso. Outfielders - Mike Humphreys, Gilbert Arredondo, Bob Deller, Donald Harris, Joe Mendazona, Shawn Byrne, Jeff Boyston, Grant Feauto.							



## YEAR BY YEAR RESULTS

1990 (31-29, 5-16 SWC)

Head Coach: Larry Hays

2/2	NEW MEXICO	W	15-6
2/3	NEW MEXICO	W	2-0
2/3	NEW MEXICO	L	8-11
2/9	CAMERON	W	10-6
2/9	CAMERON	W	12-0
2/10	CAMERON	W	15-8
2/10	CAMERON	W	13-4
2/19	NEW MEXICO HIGHLANDS	W	6-2
2/19	NEW MEXICO HIGHLANDS	W	10-0
2/22	at New Mexico State	L	7-13
2/23	at New Mexico State	L	8-14
2/24	at New Mexico State	L	3-4
2/25	at New Mexico State	L	9-26
2/27	at Arizona State	L	4-5
2/28	at Arizona State	L	6-8
3/3	NEW MEXICO HIGHLANDS	W	7-1
3/3	NEW MEXICO HIGHLANDS	W	4-3
3/4	OKLAHOMA CITY	L	5-9
3/6	at Hardin-Simmons	W	17-2
3/6	at Hardin-Simmons	W	10-3
Louisiana Classic - Lafayette, La.			
3/9	vs. UT Arlington	W	2-0
3/9	at UL Lafayette	L	4-5
3/10	at UL Lafayette	W	8-7
3/11	vs. UT Arlington	W	6-0
3/12	NEW MEXICO HIGHLANDS	W	6-5
3/13	ST. EDWARD'S	W	14-2
3/13	ST. EDWARD'S	W	12-3
3/16	HOUSTON	L	7-10
3/17	HOUSTON	W	7-2
3/17	HOUSTON	W	5-4
3/20	Col. OF THE SOUTHWEST	L	7-11
3/20	Col. OF THE SOUTHWEST	W (No-Hitter)	11-0
3/23	at Texas A&M	L	0-11
3/24	at Texas A&M	L	0-9
3/24	at Texas A&M	L	1-3
3/26	NEBRASKA	L	3-8
3/27	NEBRASKA	W	5-4
3/31	at Arkansas	W	5-6
3/31	at Arkansas	L	6-7
4/1	at Arkansas	L	4-12
4/3	SUL ROSS STATE	W	6-2
4/3	SUL ROSS STATE	W	16-3
4/7	TEXAS	L	2-6
4/8	TEXAS	L	2-7
4/8	TEXAS	L	6-15
4/10	HARDIN-SIMMONS	W	5-1
4/10	HARDIN-SIMMONS	W	4-3
4/13	at TCU	W	9-0
4/14	at TCU	L	5-6
4/14	at TCU	W	6-3
4/20	BAYLOR	L	0-10
4/21	BAYLOR	W	2-1
4/21	BAYLOR	L	3-5
4/27	NEW MEXICO STATE	L	0-8
4/27	NEW MEXICO STATE	W	7-1
4/28	NEW MEXICO STATE	W	7-6
4/28	NEW MEXICO STATE	L	3-6
5/11	at Rice	L	4-5
5/12	at Rice	L	1-5
5/12	at Rice	L	0-3

PLAYERS: Pitchers - Rodney Steph, Kurt Shipley, Grant Lindsay, Brian Boesiger, Kyle Guerry, Bubba Johnson, Jason Kestner, Lucio Chaidez, Kevin Kirk, Jeff Peck, King Hodson, Pete Adrizzone, John Macatee, Matt Benson. Catchers - Tony Tijerina, Mike Magill, D'Nard Arthur, Jimmy Webster. Infielders - Matt Marin, Mark Ward, Tim Tadlock, Sonny Dykes, Mike Adams, Shanon Hays, Grant Hammersley. Outfielders - Chris Moore, Mike Kinney, Kent Blasingame, Jeff Boydston, Todd Cleveland, Joe Mendazona.

1991 (42-18, 9-12 SWC)

Head Coach: Larry Hays

2/8	NEW MEXICO STATE	W	5-2
2/9	NEW MEXICO STATE	W	20-3
2/10	NEW MEXICO STATE	W	11-6
2/11	at New Mexico	W	10-9
2/12	at New Mexico	W	13-5
2/15	NEW MEXICO HIGHLANDS	W	3-1
2/16	NEW MEXICO HIGHLANDS	W	12-1
2/17	AIR FORCE	L	7-8
2/17	AIR FORCE	W	8-4
2/18	CAMERON	W	5-3
Diablo Classic - El Paso, Texas			
2/22	vs. Oklahoma	W	10-0
2/23	vs. New Mexico State	W	6-3
2/23	vs. Wyoming	W	6-2
2/24	vs. Oklahoma	L	3-7
2/25	WESTERN NEW MEXICO	W	7-4
2/26	WESTERN NEW MEXICO	W	6-0
Desert Classic - Phoenix, Ariz.			
3/2	vs. Sam Houston State	W	5-4
3/3	at Grand Canyon	W	10-4
3/4	at Grand Canyon	W	4-3
3/5	at Arizona State	L	12-18
3/6	at Arizona State	L	5-6
3/9	WICHITA STATE	L	3-8
3/10	WICHITA STATE	W	4-2
3/13	HOWARD PAYNE	W	12-4
3/13	HOWARD PAYNE	W	13-2
3/15	RICE	W	6-4
3/16	RICE	W	4-1
3/16	RICE	W	13-10
3/18	NEBRASKA-KEARNEY	W	9-2
3/19	NEBRASKA-KEARNEY	W	13-1
3/19	NEBRASKA-KEARNEY	W	19-0
3/20	NEBRASKA-KEARNEY	W	12-6
3/22	at Houston	L	2-6
3/23	at Houston	W	4-1
3/23	at Houston	L	0-1
3/25	NEBRASKA	L	5-10
3/26	NEBRASKA	W	11-10
3/29	TEXAS A&M	L	0-4
3/30	TEXAS A&M	W	4-3
3/30	TEXAS A&M	W	10-9
4/2	SUL ROSS STATE	W	20-6
4/2	SUL ROSS STATE	W	18-1
4/5	ARKANSAS	W	4-1
4/6	ARKANSAS	L	10-18
4/6	ARKANSAS	L	2-6
4/9	HARDIN-SIMMONS	W	4-0
4/9	HARDIN-SIMMONS	W	9-1
4/12	at Texas	L	4-14
4/13	at Texas	L	0-1
4/13	at Texas	W	1-0
4/16	Col. OF THE SOUTHWEST	W	2-1
4/16	Col. OF THE SOUTHWEST	W	5-4
4/19	TCU	L	5-9
4/20	TCU	L	1-2
4/20	TCU	W	6-1
4/23	HARDIN-SIMMONS	W	8-3
4/23	HARDIN-SIMMONS	W	7-4
4/26	at Baylor	L	1-12
4/27	at Baylor	L	1-2
4/27	at Baylor	L	2-3

PLAYERS: Pitchers - Jeff Shaffer, Damon Treadway, Rodney Steph, John Macatee, Mark Brandenburg, Travis Gage, Travis Driskill, Kevin Kirk, Jason Kestner, Grand Lindsay, Lucio Chaidez, Gabe Salazar. Catchers - D'Nard Arthur, Mike Magill, Tony Tijerina. Infielders - Ryan Daly, Grant Hammersley, Mike Adams, Tim Tadlock, Darrin Glenn, Bryce Cunningham, Greg Cushman, Jon Mize, Chris Pool.

1992 (29-25, 15-19 SWC)

Head Coach: Larry Hays

1/24	HOWARD PAYNE	W	14-1
1/25	HOWARD PAYNE	W	7-0
1/25	HOWARD PAYNE	W	12-0
1/30	at Grand Canyon	W	15-8
1/31	at Grand Canyon	L	5-11
2/1	at Arizona State	L	3-4
2/2	at Arizona State	L	1-3
2/7	at Texas	L	1-2
2/8	at Texas	L	4-9
2/9	at Texas	L	4-5
2/14	TCU	W	3-2
2/15	TCU	L	1-5
2/15	TCU	L	2-9
2/21	at Baylor	W	3-1
2/23	at Oklahoma	L	0-4
2/23	at Baylor	W	5-4
2/28	RICE	W	6-3
2/29	RICE	W	6-2
2/29	RICE	W	13-5
3/6	NEW MEXICO	W	4-0
3/7	NEW MEXICO	L	0-1
3/8	NEW MEXICO	W	6-1
3/13	at Texas A&M	L	1-2
3/14	at Texas A&M	L	2-7
3/14	at Texas A&M	L	1-2
3/16	NEW MEXICO HIGHLANDS	W	14-1
3/17	NEW MEXICO HIGHLANDS	W	17-0
3/17	NEW MEXICO HIGHLANDS	W	5-4
3/18	NEW MEXICO HIGHLANDS	W	21-5
3/20	HOUSTON	W	9-8
3/21	HOUSTON	L	1-7
3/21	HOUSTON	W	10-9
3/24	NEBRASKA-KEARNEY	W	12-2
3/27	at Rice	W	13-5
3/28	at Rice	W	3-2
3/28	at Rice	L	3-5
4/4	TEXAS A&M	L	0-1
4/4	TEXAS A&M	W	1-0
4/5	TEXAS A&M	W	3-1
4/10	at TCU	L	1-2
4/11	at TCU	L	1-3
4/11	at TCU	L	4-5
4/14	LUBBOCK CHRISTIAN	L	3-8
4/17	CAMERON	W	5-1
4/17	CAMERON	L	3-7
4/18	CAMERON	W	14-2
4/18	CAMERON	W	11-3
4/23	TEXAS	L	4-5
4/24	TEXAS	L	9-10
4/25	TEXAS	L	1-8
5/1	BAYLOR	W	3-2
5/2	BAYLOR	W	5-2
5/2	BAYLOR	W	10-4
5/15	HOUSTON	L	1-6

PLAYERS: Pitchers - Mike Wilson, Mike Copple, Geoff Covalt, Kip McFarlin, John Macatee, Kevin Kirk, Mark Brandenburg, Eric McLaughlin, J.J. Varney, Grant Lindsay, Jeff Shaffer, Chris Miller, Allan Wolf, Travis Gage, Corey Zelinski. Catchers - Darin Erculiani, Matt Smith, Sean Sharpe. Infielders - Ryan Elizondo, George Killford, Jeff Schultz, Trey Forkerway, Jon Mize, Trent Petrie.

## YEAR BY YEAR RESULTS

1993 (43-15, 11-7 SWC)			
Head Coach: Larry Hays			
2/12	HOWARD PAYNE	W	6-0
2/12	HOWARD PAYNE	W	4-3
2/13	HOWARD PAYNE	W	7-1
2/13	HOWARD PAYNE	W	12-6
2/19	CAMERON	W	27-0
2/19	CAMERON	W	17-2
2/20	CAMERON	W	13-3
2/20	CAMERON	W	23-0
2/25	at New Mexico	L	10-15
2/26	at New Mexico	W	12-5
2/27	at New Mexico	L	0-12
3/1	ORAL ROBERTS	W	6-0
3/2	ORAL ROBERTS	W	4-3
3/5	BAYLOR	W	1-0 (10)
3/6	BAYLOR	L	4-7
3/6	BAYLOR	W	10-6
3/11	at Grand Canyon	L	4-5
3/12	at Grand Canyon	W	5-1
3/13	at Grand Canyon	L	1-4
Johnny Quik Classic - Fresno, Calif.			
3/15	vs. Kansas State	W	3-2
3/16	at Fresno State	L	2-4
3/17	vs. Arizona	W	4-0
3/18	vs. Clemson	L	0-5
3/19	vs. Missouri State	W	7-3
3/20	vs. Arizona	W	11-8
3/22	NEBRASKA-KEARNEY	W	10-3
3/23	NEBRASKA-KEARNEY	W	6-5
3/23	NEBRASKA-KEARNEY	W	18-4
3/24	NEBRASKA-KEARNEY	W	17-8
3/26	RICE	W	17-2
3/27	RICE	W	5-4
3/27	RICE	W	8-5
3/30	EASTERN NEW MEXICO	W	8-0
3/30	EASTERN NEW MEXICO	W	11-2
4/2	at Houston	W	13-2
4/3	at Houston	L	1-3
4/3	at Houston	W	4-3
4/5	COLLEGE OF THE SOUTHWESTW	W	16-2
4/5	COLLEGE OF THE SOUTHWESTW	W	18-2
4/9	at Texas A&M	L	1-6
4/10	at Texas A&M	L	4-11
4/10	at Texas A&M	L	3-4
4/13	LUBBOCK CHRISTIAN	W	8-2
4/16	GRAND CANYON	W	2-1 (10)
4/17	GRAND CANYON	W	7-6
4/18	GRAND CANYON	W	10-6
4/20	ABILENE CHRISTIAN	W	4-2
4/20	ABILENE CHRISTIAN	W	13-5
4/23	TEXAS	L	2-4
4/24	TEXAS	W	13-6
4/25	TEXAS	W	5-4 (10)
4/27	EASTERN NEW MEXICO	W	4-1
4/27	EASTERN NEW MEXICO	W	9-3
4/30	at TCU	W	8-6 (10)
5/1	at TCU	W	9-8
5/1	at TCU	L	7-11
SWC Tournament - Austin, Texas			
5/13	vs. Baylor	L	4-6
5/14	vs. Texas A&M	L	8-10
PLAYERS: Pitchers - Kip McFarlin, Geoff Covalt, Mike Copple, Kevin Hannah, Travis Driskill, John Macatee, Chris Reed, Eric McLaughlin, J.J. Varney, Jeff Johnston, Shane Butler, Travis Gage, Jon Davis. Catchers - Robin Harriss, Matt Smith. Infielders - Jason Brooks SS, Brody Gregg 2B, George Kilford SS, Randy DuRoss 1B, Jeff Schulz 3B, Tre Forkerway 2B, Saul Bustos 3B, Sean Wertz 1B, John Tole 1B.			

1994 (40-17, 12-6 SWC)			
Head Coach: Larry Hays			
2/10	at Grand Canyon	L	1-7
2/11	at Grand Canyon	L	4-6
2/12	at Grand Canyon	L	4-6
2/14	vs. New Mexico State	W	4-0
2/15	vs. New Mexico State	L	0-7
2/16	vs. New Mexico State	W	5-0
2/18	HOWARD PAYNE	W	5-0
2/18	HOWARD PAYNE	W	10-5
2/19	HOWARD PAYNE	W	25-2
2/19	HOWARD PAYNE	W	10-6
2/22	EASTERN NEW MEXICO	W	5-0
2/22	EASTERN NEW MEXICO	W	10-4
2/25	NEW MEXICO	W	15-1
2/26	NEW MEXICO	W	8-4
2/26	NEW MEXICO	W	8-1
3/3	NEW MEXICO STATE	L	4-8
3/4	NEW MEXICO STATE	W	13-1
3/5	NEW MEXICO STATE	W	8-1
3/7	WYOMING	W	9-2
3/9	WYOMING	L	3-6
3/11	TCU	W	1-0
3/12	TCU	L	1-6
3/12	TCU	W	8-4
Citrus Tournament - Edinburg, Texas			
3/14	vs. St. John's	W	2-0
3/17	vs. Miami (Ohio)	W	19-0
3/17	vs. New York Tech	W	11-2
3/18	vs. Miami (Ohio)	W	2-1
3/18	vs. New York Tech	L	4-6
3/19	vs. St. John's	W	2-0
3/20	MANKATO STATE	W	18-4
3/21	NEBRASKA-KEARNEY	W	6-1
3/22	MANKATO STATE	W	19-3
3/23	NEBRASKA-KEARNEY	W	18-4
3/26	at Baylor	L	0-4
3/26	at Baylor	W	10-5
3/28	at Baylor	W	4-1
4/1	at Oklahoma	W	6-3
4/2	at Oklahoma	L	8-10
4/4	at Wichita State	L	8-10
4/8	HOUSTON	W	11-3
4/9	HOUSTON	W	11-4
4/9	HOUSTON	W	11-8
4/12	WEST TEXAS A&M	W	23-2
4/13	UT ARLINGTON	W	12-5
4/15	TEXAS A&M	L	5-8 (10)
4/16	TEXAS A&M	W	9-5
4/16	TEXAS A&M	W	6-5
4/22	at Rice	W	10-2
4/23	at Rice	L	2-12
4/23	at Rice	L	4-7
4/29	at Texas	W	6-0
4/30	at Texas	L	6-9
5/1	at Texas	W	4-2
SWC Tournament - Austin, Texas			
5/12	vs. Rice	W	12-11
5/14	at Texas	L	1-2
5/15	vs. Rice	W	2-1
5/15	at Texas	L	3-4 (12)
PLAYERS: Pitchers - Eric McLaughlin, Ryan Nye, Kelly Free, Jimmy Frush, Travis Smith, Jason Whittle, Eric Newman, Kevin Hannah, Jon Davis, Matt Miller, Jeff Peck, Shane Butler. Catchers - David Lindstrom, Robin Harriss. Infielders- Jason Totman 2B, Luke Potter 2B, Saul Bustos SS, Clint Bryant 3B, Clint Roddy INF, Randy DuRoss 1B, Tony Polizzi SS. Outfielders - Matt Schnabel, Ben Murray, Brody Gregg, Matt DuBuc, Marshall Bennett, Dax Holmstead, Mitch King, Neal Leonard, Brandon Welch.			

1995 (51-14, 16-8 SWC) - SWC CHAMPIONS			
Head Coach: Larry Hays			
2/3	at #13 Arizona State	L	3-6
2/4	at #13 Arizona State	W	10-2
2/5	at #13 Arizona State	L	2-5
2/6	at Grand Canyon	W	15-8
2/7	at Grand Canyon	W	4-1
2/10	WEST TEXAS A&M	W	16-2
2/14	WEST TEXAS A&M	W	10-5
2/17	at New Mexico	W	8-1
2/18	at New Mexico	W	23-6
2/19	at New Mexico	W	9-8
2/21	COLLEGE OF THE SOUTHWESTW	W	17-0
2/25	#3 OKLAHOMA	W	5-4 (12)
2/26	#3 OKLAHOMA	L	4-16
3/4	#9 WICHITA STATE	W	15-6
3/4	TEMPLE	W	17-2
3/5	WICHITA STATE	W	7-6 (10)
3/5	TEMPLE	W	14-0
3/7	TEMPLE	W	24-10
3/7	TEMPLE	W	11-0
3/9	TEMPLE	W	17-3
3/10	MIAMI (OHIO)	W	4-2
3/11	MIAMI (OHIO)	W	8-1
3/11	TEMPLE	W	15-9
3/12	MIAMI (OHIO)	W	17-0
SWC First Pitch Tournament - Houston, Texas			
3/16	vs. #7 Texas	W	4-3
3/17	vs. Houston	W	9-7
3/18	vs. #13 Rice	W	9-2
3/19	vs. TCU	L	4-5
3/23	GRAND CANYON	W	10-1
3/24	GRAND CANYON	W	6-2
3/25	GRAND CANYON	W	9-8 (10)
3/26	WEST TEXAS A&M	W	4-3
3/31	at TCU	W	5-3
4/1	at TCU	L	3-4
4/1	at TCU	L	2-3
4/7	at Houston	L	6-7
4/8	at Houston	W	6-5
4/8	at Houston	W	15-9
4/11	at UT Arlington	W	4-1
4/12	at UT Arlington	W	6-4
4/14	#9 TEXAS	W	26-17
4/15	#9 TEXAS	L	7-10
4/15	#9 TEXAS	W	11-10 (10)
4/18	UT ARLINGTON	W	9-8
4/18	UT ARLINGTON	W	10-9
4/21	at #17 Texas A&M	L	4-6
4/22	at #17 Texas A&M	W	13-6
4/22	at #17 Texas A&M	W	4-0
4/23	at #17 Texas A&M	L	8-9 (10)
4/28	#11 RICE	L	5-11
4/29	#11 RICE	W	15-3
4/29	#11 RICE	W	8-3
5/12	BAYLOR	W	8-4
5/13	BAYLOR	W	11-6
5/13	BAYLOR	W	23-1
5/14	BAYLOR	W	13-3
SWC Tournament - College Station, Texas			
5/18	vs. #13 Texas	W	9-3
5/19	at #19 Texas A&M	W	6-5
5/20	at #19 Texas A&M	L	4-9
5/21	at #19 Texas A&M	W	8-6
NCAA Midwest I Regional - Wichita, Kan.			
5/27	vs. Providence	W	24-5
5/28	vs. Arkansas	W	14-10
5/28	at #15 Stanford	W	3-1
5/29	at #15 Stanford	L	2-3
5/30	at #15 Stanford	L	5-6
PLAYERS: Pitchers - Jimmy Frush, Tim Davidson, Jeff Peck, Kirk Ulrich, Travis Smith, Brandon Kolb, Matt Miller, Ryan Brewer, Kelly Free, Mike McCreary, Josh Belovsky, Andy Gonzales. Catchers - Neal Leonard, Logan Miller. Infielders - Clint Bryant 3B, Randy DuRoss 1B, Sergio Martinez INF, Marcus McCain INF, Dion Ruecker SS, Jason Totman 2B.			

## YEAR BY YEAR RESULTS

1996 (49-15, 15-9 SWC)			
Head Coach: Larry Hays			
2/2	at #29 San Diego State	W	5-3
2/3	at #29 San Diego State	W	3-1
2/4	at #29 San Diego State	W	5-4
Olive Garden Classic - Kissimmee, Fla.			
2/10	vs. #40 North Carolina	W	12-4
2/11	vs. #5 Georgia Tech	W	8-4
2/12	vs. Wake Forest	W	5-1
Arizona State Tournament - Tempe, Ariz.			
2/15	vs. Nebraska	W	7-3
2/16	vs. Northwestern	W	11-4
2/17	at #6 Arizona State	W	4-2
2/18	at #6 Arizona State	L	16-17
2/19	at Grand Canyon	W	6-3
2/20	at Grand Canyon	W	12-8
Red Raider Classic - Lubbock, Texas			
2/22	NEW MEXICO	W	8-5
2/23	EASTERN MICHIGAN	W	11-1
2/24	NEW MEXICO	W	12-2
2/25	NEW MEXICO	W	13-4
2/26	EASTERN MICHIGAN	W	11-8
2/29	EASTERN MICHIGAN	W	9-4
3/1	EASTERN MICHIGAN	W	24-2
3/2	EASTERN MICHIGAN	W	5-3 (10)
3/3	EASTERN MICHIGAN	W	28-8
3/8	WEST TEXAS A&M	W	7-0
3/9	WEST TEXAS A&M	W	14-0
3/10	AIR FORCE	W	11-4
3/10	AIR FORCE	W	10-4
SWC First Pitch - Houston, Texas			
3/14	vs. #23 Texas	L	3-9
3/15	vs. Houston	W	14-5
3/15	vs. #9 Rice	W	14-8
3/16	vs. TCU	L	2-3
3/19	UT ARLINGTON	W	3-1
3/20	UT ARLINGTON	W	10-4
3/22	at Baylor	W	23-6
3/23	at Baylor	L	0-8
3/23	at Baylor	W	24-2
3/24	at Baylor	W	11-3
3/29	#14 TEXAS A&M	W	26-9
3/30	#14 TEXAS A&M	W	7-5
3/30	#14 TEXAS A&M	W	10-7
3/31	#14 TEXAS A&M	W	12-1
4/2	Midland Angels (Exh)	L	6-7
4/5	at Rice	L	5-6
4/6	at Rice	L	5-10
4/6	at Rice	W	8-1
4/12	at #15 Texas	L	4-7
4/13	at #15 Texas	L	2-3
4/13	at #15 Texas	L	2-3
4/21	COLLEGE OF THE SOUTHWEST	W	26-0
4/22	COLLEGE OF THE SOUTHWEST	W	16-4
4/23	UT ARLINGTON	W	11-4
4/24	UT ARLINGTON	W	8-3
4/26	HOUSTON	W	11-1
4/27	HOUSTON	L	1-5
4/27	HOUSTON	W	9-2
5/11	TCU	L	4-7
5/11	TCU	W	9-6
5/12	TCU	W	23-7
SWC Tournament - Lubbock, Texas			
5/15	HOUSTON	W	11-5
5/16	RICE	L	3-7
5/17	TCU	W	10-6
5/18	BAYLOR	W	10-4
5/18	TEXAS	L	7-8
NCAA Central Regional - Lubbock, Texas			
5/23	FRESNO STATE	L	5-12
5/24	AKRON	W	7-2
5/25	FRESNO STATE	W	13-2
5/26	#1 SOUTHERN CALIFORNIA	L	10-13 (11)
PLAYERS: Pitchers - Zach Stewart, Brad Ralston, Ryan Brewer, Jimmy Frush, Matt Miller, Chad Reynolds, Kirk Ulrich, Jeff Peck, Monty Ward, Zane Kemp, Tim Davidson, James Bowman. Catchers - David Lindstrom, Brian Fox, Ben Sokolovic. Infielders - Clint Bryant 3B, Stubby Clapp 2B, Dion Ruecker SS, Joe Dillon 1B, Roger Bledsoe 2B. Outfielders - Matt Kastelic, Brad Davis, Chris Chiprez, Marshall Bennett, Sergio Martinez, Duane Price.			

1997 (46-14, 23-7 BIG 12)			
BIG 12 CHAMPIONS			
Head Coach: Larry Hays			
2/11	TCU	L	1-10
2/16	PANHANDLE STATE	W	12-2
2/17	EASTERN NEW MEXICO	W	9-4
2/18	EASTERN NEW MEXICO	W	17-2
2/21	SOUTHERN ILLINOIS	W	8-5
2/22	SOUTHERN ILLINOIS	W	8-1
2/22	SOUTHERN ILLINOIS	W	9-4
2/28	NEW MEXICO STATE	W	16-6
3/2	NEW MEXICO STATE	W	6-5
3/2	NEW MEXICO STATE	W	8-0
3/3	WEST TEXAS A&M	W	27-7
3/4	WEST TEXAS A&M	W	10-4
3/7	at #12 Texas	L	6-7
3/8	at #12 Texas	W	5-4
3/9	at #12 Texas	W	10-6
3/10	WEST TEXAS A&M	W	7-2
3/11	WEST TEXAS A&M	W	9-1
3/15	IOWA STATE	W	14-0
3/15	IOWA STATE	W	7-0
3/16	IOWA STATE	W	6-4
3/18	COLLEGE OF THE SOUTHWEST	W	12-1
3/21	at #19 Baylor	W	8-5
3/22	at #19 Baylor	L	2-3
3/23	at #19 Baylor	W	16-3
3/24	HOWARD PAYNE	W	24-7
3/25	COLLEGE OF THE SOUTHWEST	W	31-3
3/28	#10 OKLAHOMA STATE	L	4-6
3/29	#10 OKLAHOMA STATE	W	12-10
3/30	#10 OKLAHOMA STATE	W	7-6
4/1	at TCU	W	9-3
4/2	at TCU	W	10-5
4/5	at Missouri	W	16-6
4/5	at Missouri	W	18-5
4/6	at Missouri	W	4-2
4/11	KANSAS	W	10-0
4/12	KANSAS	W	18-8
4/13	KANSAS	L	3-5
4/15	GRAND CANYON	W	20-8
4/16	GRAND CANYON	W	21-3
4/18	at Kansas State	W	11-6
4/19	at Kansas State	W	6-1
4/20	at Kansas State	W	12-7
4/22	NEBRASKA	W	9-3
4/23	NEBRASKA	W	13-6
4/23	NEBRASKA	W	8-6
4/26	at #14 Oklahoma	L	4-5
4/27	at #14 Oklahoma	W	6-1
4/27	at #14 Oklahoma	W	18-6
4/29	at New Mexico State	L	11-12
4/30	at New Mexico State	L	17-19
5/9	#18 TEXAS A&M	W	12-9
5/10	#18 TEXAS A&M	L	3-5
5/11	#18 TEXAS A&M	L	11-13
Big 12 Championships (Bricktown Ballpark) - Oklahoma City, Okla.			
5/15	vs. Missouri	W	12-2
5/16	vs. #14 Oklahoma	L	3-5
5/16	vs. #15 Texas A&M	W	9-6
5/17	vs. #12 Oklahoma State	W	7-6
5/18	vs. #14 Oklahoma	L	17-19
NCAA Central Lubbock Regional - Lubbock, Texas			
5/22	TEXAS STATE	L	6-7 (11)
5/23	MISSOURI STATE	L	2-4

PLAYERS: Pitchers - Jeff Peck, Jimmy Frush, Monty Ward, David Therneau, Shane Wright, Kirk Ulrich, Brad Ralston, Jason Gooding, Jimmy Hooper, Zach Stewart, Chad Reynolds. Catchers - Josh Bard, Brandon Buckley, Ben Sokolovic, Brent Huddleston. Infielders - Jess Olivares SS, Adrian Taylor SS, Keith Ginter 2B, Joe Dillon 1B, Cody Barney UT, Carter Ayers UT, Jason Huth INF, Jose Alvarez 3B, Kurt Kristynik 1B-3B. Outfielders - Jake Rinehart, Chris Shuffield, Jason Landreth, Richard Nadeau, Shane Langen, Joe Smith, Duane Price, Steve Richardson, Spencer Patrick.

1998 (44-20, 18-11 BIG 12)			
BIG 12 TOURNAMENT CHAMPIONS			
Head Coach: Larry Hays			
2/3	at New Mexico	L	6-7
2/6	WEST TEXAS A&M	W	13-8
2/7	WEST TEXAS A&M	W	14-3
2/8	WEST TEXAS A&M	W	19-4
2/10	at TCU	W	9-2
2/11	at TCU	L	10-12
2/13	LONG BEACH STATE	W	5-3
2/14	LONG BEACH STATE	W	12-6
2/15	LONG BEACH STATE	W	5-4 (10)
2/18	at Grand Canyon	W	7-1
Oakland A's Invitational - Phoenix, Ariz.			
2/19	vs. BYU	L	1-4
2/21	vs. Santa Clara	L	4-9
2/21	vs. Nevada-Reno	W	4-0
2/22	vs. Northwestern	L	2-7
2/24	HOWARD PAYNE	W	6-1
2/27	at #11 Texas A&M	L	4-5
2/28	at #11 Texas A&M	W	6-5 (10)
3/1	at #11 Texas A&M	L	2-11
3/6	#22 TEXAS	W	6-3
3/7	#22 TEXAS	W	17-6
3/10	TCU	W	16-4
3/11	TCU	L	7-8 (11)
3/14	LINDENDWOOD	W	19-0
3/17	NEW MEXICO	W	11-7
3/17	NEW MEXICO	W	4-3
3/18	VALLEY CITY STATE	W	23-2
3/20	#12 BAYLOR	L	2-3
3/21	#12 BAYLOR	W	9-1
3/22	#12 BAYLOR	L	6-10
3/24	EASTERN NEW MEXICO	W	6-5 (13)
3/27	at #26 Oklahoma State	W	13-12 (12)
3/28	at #26 Oklahoma State	W	10-6
3/29	at #26 Oklahoma State	L	6-10
3/31	COLLEGE OF THE SOUTHWEST	W	17-2
4/3	#22 MISSOURI	W	8-6
4/4	#22 MISSOURI	L	2-4 (11)
4/5	#22 MISSOURI	W	13-11
4/7	SUL ROSS STATE	W	23-11
4/8	NEW MEXICO HIGHLANDS	W	19-10
4/10	at Kansas	W	18-3
4/11	at Kansas	L	1-4
4/12	at Kansas	W	7-4
4/14	ABILENE CHRISTIAN	W	17-12
4/17	at Iowa State	W	12-2
4/18	at Iowa State	L	7-10
4/19	at Iowa State	W	12-1
4/21	at Nebraska	W	6-5
4/21	at Nebraska	L	1-2
4/22	at Nebraska	L	3-8
4/24	#17 OKLAHOMA	L	1-15
4/25	#17 OKLAHOMA	W	15-11
4/26	#17 OKLAHOMA	W	11-8
4/27	COLLEGE OF THE SOUTHWEST	W	14-7
5/8	KANSAS STATE	W	13-6
5/9	KANSAS STATE	W	6-5
5/10	KANSAS STATE	W	18-10
Big 12 Championships (Bricktown Ballpark) - Oklahoma City, Okla.			
5/14	vs. #13 Oklahoma	W	5-1
5/15	vs. #15 Baylor	W	11-4
5/16	vs. #10 Texas A&M	L	7-11
5/17	vs. #13 Oklahoma	W	4-3
5/17	vs. #13 Texas A&M	W	14-7
NCAA Atlantic 1 Miami (Fla.) Regional - Coral Gables, Fla.			
5/21	vs. #29 North Carolina	W	6-2
5/22	vs. #9 South Carolina	L	8-9
5/23	at #1 Miami (Fla.)	L	0-13
PLAYERS: Pitchers - Cade Allison, Eric Cooper, Jesse Cornejo, Brad Ralston, Chad Reynolds, Joe Smith, Zach Stewart, Monty Ward, Steve Watkins, Shane Wright. Catchers - Josh Bard, Brandon Buckley. Infielders - Mark Austry 1B, Brennan Burns 3B, Keith Ginter 2B-3B, Jason Huth SS, Kevin Jordan 3B-2B, Scooter Martines 1B, Peter Nelson 3B-2B, Junior Rodriguez SS, David Tuley 3B. Outfielders - Miles Durham, Jason Landreth, Duane Price, Steve Richardson, Ryan Ruiz, Joe Smith.			

## YEAR BY YEAR RESULTS

1999 (42-17, 18-8 BIG 12)			
Head Coach: Larry Hays			
2/5	HOWARD	W	19-1
2/6	HOWARD	W	16-5
2/6	HOWARD	W	19-3
2/7	HOWARD	W	27-2
2/9	TCU	W	8-3
2/12	at #9 Southern California	W	9-8
2/13	at #9 Southern California	L	3-5
2/14	at #9 Southern California	L	4-5
2/15	at Loyola Marymount	L	3-6
San Diego State Classic - San Diego, Calif.			
2/17	at San Diego	L	10-13
2/18	at San Diego State	W	6-2
2/19	vs. Oregon State	W	14-9
2/20	vs. #29 UCLA	W	13-5
2/23	at New Mexico	W	12-5
2/26	KANSAS	W	8-1
2/27	KANSAS	W	11-0
2/28	KANSAS	W	13-5
3/2	NEW MEXICO	W	16-3
3/5	at Missouri	L	0-7
3/6	at Missouri	W	8-1
3/7	at Missouri	W	13-0
3/9	TCU	W	6-5
3/14	#3 TEXAS A&M	W	5-4
3/14	#3 TEXAS A&M	W	9-1
3/16	WEST TEXAS A&M	W	5-1
3/20	UT-PAN AMERICAN	W	6-4
3/20	UT-PAN AMERICAN	W	21-4
3/21	UT-PAN AMERICAN	W	16-2
3/23	WEST TEXAS A&M	W	11-1
3/26	at #20 Baylor	L	1-2
3/27	at #20 Baylor	L	5-6 (10)
3/28	at #20 Baylor	L	8-9
3/30	UT ARLINGTON	W	8-3
4/2	IOWA STATE	W	8-7
4/3	IOWA STATE	W	16-3 (7)
4/4	IOWA STATE	W	12-2
4/6	at #30 TCU	W	3-2
4/9	at Oklahoma	W	11-10
4/10	at Oklahoma	W	8-3
4/11	at Oklahoma	W	3-1
4/16	at #20 Texas	L	4-5
4/17	at #20 Texas	W	7-2
4/18	at #20 Texas	W	13-12
4/19	COLLEGE OF THE SOUTHWEST	L	4-7
4/20	TEXAS STATE	W	16-12
4/24	at Kansas State	L	7-9
4/24	at Kansas State	W	9-8
4/27	EASTERN NEW MEXICO	W	11-4
4/30	#24 NEBRASKA	W	10-2 (5)
5/3	WAYLAND BAPTIST	W	16-3 (7)
5/14	#20 OKLAHOMA STATE	W	4-3
5/15	#20 OKLAHOMA STATE	L	3-12
5/16	#20 OKLAHOMA STATE	L	11-12
Big 12 Championships (Bricktown Ballpark) - Oklahoma City, Okla.			
5/19	vs. Texas	L	3-7
5/20	vs. Missouri	L	7-8 (12)
NCAA Central Lubbock Regional - Lubbock, Texas			
5/28	RUTGERS	W	5-2
5/29	UW-MILWAUKEE	W	8-5
5/30	#1 RICE	L	1-3
5/30	#1 RICE	L	11-15
PLAYERS: Pitchers - Cade Allison, Daniel Cole, Eric Cunningham, Michael Duperron, Clancy Fossum, Cesar Gutierrez, Ben Long, Brandon Roberson, Brad Ralston, Chad Reynolds, Steve Rowe, Zach Stewart, Ryan Stonerock, Kevin Tracey, Shane Wright. Catchers - Josh Bard, Joe Juarez, Trey Lunsford. Infielders - Mark Austray 1B/OF, Brennan Burns 3B/1B, Chaz Eiguren 1B/DH, David Garza 2B/OF, Justin Ham INF, Joey Hart 1B/C, Scott Holzhauser 2B/SS, Jason Huth 3B, Allen Marshall SS, David O'Keefe 3B/1B, Chris Sampson SS, Lance Woodcock SS. Outfielders - Marco Cunningham, Miles Durham, Brandon Plumlee, Steve Richardson, Ryan Ruiz, Bodie Simpson, Jon Weber.			

2000 (36-26, 18-12 BIG 12)			
Head Coach: Larry Hays			
2/2	WEST TEXAS A&M	W	14-3
2/4	NEW MEXICO STATE	W	17-6
2/5	NEW MEXICO STATE	L	17-23
2/6	NEW MEXICO STATE	W	16-4
2/8	WEST TEXAS A&M	W	20-5
2/11	#15 SOUTHERN CALIFORNIA	W	4-3
2/12	#15 SOUTHERN CALIFORNIA	L	4-9
2/13	#15 SOUTHERN CALIFORNIA	W	20-7
2/15	at TCU	L	4-14
2/18	at #24 Long Beach State	L	6-7
2/19	at #24 Long Beach State	L	0-3
2/20	at #24 Long Beach State	L	0-8
2/22	at New Mexico	W	14-11
2/25	MISSOURI	L	14-16 (10)
2/26	MISSOURI	W	11-6
2/27	MISSOURI	L	5-6
2/29	NEW MEXICO	W	14-11
3/3	SAN DIEGO STATE	W	11-3
3/4	SAN DIEGO STATE	W	14-6
3/5	SAN DIEGO STATE	W	11-2
3/10	at Texas A&M	W	8-5
3/11	at Texas A&M	L	1-2
3/12	at Texas A&M	L	4-16
3/13	at UT-Pan American	L	7-9
3/13	at UT-Pan American	L	3-4
3/14	at UT-Pan American	L	5-6
3/17	#16 BAYLOR	W	3-2
3/18	#16 BAYLOR	W	16-11
3/19	#16 BAYLOR	W	10-6
3/24	at Nebraska	L	0-11
3/25	at Nebraska	L	6-7 (10)
3/25	at Nebraska	W	7-5 (11)
3/28	TCU	L	5-7
4/1	KANSAS STATE	W	19-7
4/2	KANSAS STATE	W	9-2
4/2	KANSAS STATE	W	9-2
4/8	at Iowa State	W	6-5
4/9	at Iowa State	L	3-6
4/9	at Iowa State	W	5-3
4/14	#3 TEXAS	L	1-3
4/15	#3 TEXAS	W	11-9
4/16	#3 TEXAS	W	6-4
4/18	TEXAS STATE	W	19-4
4/21	at Kansas	W	9-4
4/22	at Kansas	L	0-4
4/23	at Kansas	W	12-4
4/25	WAYLAND BAPTIST	W	7-3
4/28	#20 OKLAHOMA	L	4-7
4/29	#20 OKLAHOMA	W	8-7 (12)
4/30	#20 OKLAHOMA	W	15-14 (10)
5/2	UTSA	W	8-6
5/3	UTSA	W	15-12
5/12	at Oklahoma State	L	0-2
5/13	at Oklahoma State	L	0-5
5/14	at Oklahoma State	W	7-3
Big 12 Championships (Bricktown Ballpark) - Oklahoma City, Okla.			
5/17	vs. #12 Texas	L	4-8
5/18	vs. Texas A&M	W	8-6
5/19	vs. #12 Texas	W	4-3
5/20	vs. #4 Baylor	L	1-10
NCAA Univ. of Houston Regional - Houston, Texas			
5/26	vs. #24 Rice	L	2-5
5/27	vs. Princeton	W	10-1
5/27	vs. #24 Rice	L	4-11
PLAYERS: Pitchers; Kevin Tracey, Cory Metzler, J.J. Newman, Brandon Roberson, Matt Harbin, Blake McGinley, Steve Rowe, Clancy Fossum, Chad Reynolds, Josh Jones, Aaron Tims, Chaz Ackerman, Cory Sellars, Daniel Cole, Dusty Buck. Position Players: Chaz Eiguren, Jason Rainey, Marco Cunningham, Shaun Larkin, Scott Holzhauser, Trey Lunsford, Eric McLamore, Mark Austray, David Garza, Miles Durham, Grant Culver, Brennan Burns, Chad Landry, David O'Keefe, Daron Bertillion.			

2001 (43-20-1, 19-10-1 BIG 12)			
Head Coach: Larry Hays			
1/26	HOWARD	W	21-0
1/26	HOWARD	W	25-0
Astros College Classic (Minute Maid Park) - Houston, Texas			
2/2	vs. TCU	W	5-4
2/3	vs. #7 Rice	L	6-13
2/4	vs. Houston	L	5-11
2/6	WEST TEXAS A&M	W	13-1
2/10	CAL-STATE NORTHRIDGE	L	3-9
2/10	CAL-STATE NORTHRIDGE	W	3-2
2/11	CAL-STATE NORTHRIDGE	W	9-2
2/13	at New Mexico	L	11-12
2/15	vs. UC-Riverside	W	17-6
2/16	vs. Oregon State	L	4-5
2/17	at San Diego State	W	9-1
2/18	vs. San Diego	W	6-1
2/20	HOWARD PAYNE	W	5-4
2/24	NEW MEXICO	W	9-6
2/25	NEW MEXICO	W	7-6
2/25	NEW MEXICO	L	5-7
3/2	#12 NEBRASKA	L	2-3
3/3	#12 NEBRASKA	L	7-8
3/4	#12 NEBRASKA	L	8-10
3/9	at Texas	L	8-9 (10)
3/10	at Texas	W	6-5 (10)
3/11	at Texas	W	4-3
3/13	EASTERN NEW MEXICO	W	7-2
3/14	VALLEY CITY STATE	W	9-5
3/16	at Kansas State	W	7-0
3/17	at Kansas State	W	16-2
3/18	at Kansas State	L	4-8
3/20	at New Mexico	W	11-9
3/23	#14 OKLAHOMA STATE	W	2-0
3/24	#14 OKLAHOMA STATE	W	10-2
3/25	#14 OKLAHOMA STATE	L	1-2
3/30	at Missouri	L	4-5
3/31	at Missouri	W	10-2
4/1	at Missouri	L	9-14
4/7	IOWA STATE	W	12-2
4/7	IOWA STATE	W	9-3
4/8	IOWA STATE	W	5-2
4/10	WEST TEXAS A&M	W	19-5
4/11	TCU	W	9-4
4/13	TEXAS A&M	W	17-7
4/14	TEXAS A&M	W	4-1
4/15	TEXAS A&M	W	7-4
4/20	at Oklahoma	W	9-3
4/21	at Oklahoma	L	5-6
4/22	at Oklahoma	T	7-7
4/24	at TCU	W	14-4
4/27	KANSAS	W	4-2
4/28	KANSAS	W	2-1
4/29	KANSAS	W	4-3
5/1	TEXAS A&M-CORPUS CHRISTI	W	13-2
5/2	TEXAS A&M-CORPUS CHRISTI	W	6-2
5/11	at #18 Baylor	W	11-8
5/12	at #18 Baylor	L	1-2
5/13	at #18 Baylor	W	6-5 (10)
Big 12 Championships (Bricktown Ballpark) - Oklahoma City, Okla.			
5/16	vs. Oklahoma	W	17-5
5/17	vs. Texas A&M	L	6-8
5/18	vs. Oklahoma	L	3-4
NCAA Fullerton Regional - Fullerton, Calif.			
5/25	vs. #19 Arizona State	L	3-12
5/26	vs. Temple	W	14-3
5/26	vs. #19 Arizona State	W	9-8
5/27	at #1 Cal-State Fullerton	W	11-5
5/27	at #1 Cal-State Fullerton	L	2-9
PLAYERS: Pitchers - Blake McGinley, Matt Harbin, Chris Phillips, Brandon Roberson, Cory Metzler, Chad Ertel, Richard Simon, Stephen Leist, Phillip Aragon, Clancy Fossum, Joel Simon, Mike Larsen, Steve Rowe... Position Players - Austin Cranford, Nick Blankenship, Kerry Hodges, Gera Alvarez, Tony Arnerich, Jason Rainey, Tyler Carson, Bryon Smith, Brent Fossum, Stephen Leist, Chad Landry, Brennan Burns, Matt Deichert, Shaud Williams, Justin Griffis and Jay Alsup.			

## YEAR BY YEAR RESULTS

## 2002 (42-20, 16-11 BIG 12)

Head Coach: Larry Hays

1/25	BYU	W	8-6
1/25	BYU	W	6-5
1/26	BYU	W	10-2
2/2	at New Mexico	W	13-4
2/3	at New Mexico	L	3-5
2/4	at New Mexico	W	21-8
Astros College Classic (Minute Maid Park) - Houston, Texas			
2/7	vs. TCU	W	2-1 (10)
2/8	vs. UL Lafayette	L	3-4
2/9	vs. #11 Rice	L	4-17
Lone Star Classic - Round Rock, Texas			
2/15	vs. Houston	L	0-3
2/16	vs. TCU	W	5-1
2/17	vs. Texas State	W	6-2
2/19	at TCU	W	14-13 (10)
2/20	at TCU	W	10-9
2/22	SETON HALL	W	7-4
2/23	SETON HALL	W	10-9
2/24	SETON HALL	W	14-0
3/1	at #17 Texas A&M	L	6-7 (10)
3/1	at #17 Texas A&M	L	6-8
3/3	at #17 Texas A&M	L	1-4
3/5	TCU	W	17-11
3/6	TCU	W	17-4
3/8	#14 TEXAS	W	10-5
3/9	#14 TEXAS	L	3-6
3/10	#14 TEXAS	W	9-0
3/12	SAM HOUSTON STATE	L	11-12
3/13	SAM HOUSTON STATE	W	17-6
3/15	at #21 Oklahoma State	W	9-7
3/16	at #21 Oklahoma State	W	8-3
3/17	at #21 Oklahoma State	L	3-7
3/22	at #13 Nebraska	L	1-3
3/23	at #13 Nebraska	L	3-8
3/24	at #13 Nebraska	W	4-3
3/29	MISSOURI	W	7-4
3/31	MISSOURI	W	13-6
3/31	MISSOURI	L	1-7
4/2	HOWARD PAYNE	W	7-3
4/5	KANSAS STATE	L	5-7 (15)
4/6	KANSAS STATE	W	15-0
4/7	KANSAS STATE	L	1-5
4/12	at Kansas	L	3-14
4/13	at Kansas	W	5-2 (10)
4/14	at Kansas	W	6-5
4/16	NEW MEXICO	W	6-5
4/19	TEXAS A&M-CORPUS CHRISTI	W	14-7
4/20	TEXAS A&M-CORPUS CHRISTI	W	5-1
4/21	TEXAS A&M-CORPUS CHRISTI	W	8-2
4/27	OKLAHOMA	W	9-3
4/27	OKLAHOMA	W	9-4
4/28	OKLAHOMA	W	10-5
5/10	UT-PAN AMERICAN	W	11-3
5/11	UT-PAN AMERICAN	W	6-4
5/12	UT-PAN AMERICAN	W	14-2
5/17	#17 BAYLOR	W	8-7 (10)
5/18	#17 BAYLOR	W	5-2
5/19	#17 BAYLOR	W	11-1
Big 12 Championships (Ballpark in Arlington) - Arlington, Texas			
5/22	vs. Kansas State	W	5-4 (12)
5/23	vs. #13 Nebraska	L	8-12
5/24	vs. Kansas State	L	6-7
NCAA Rice Regional - Houston, Texas			
5/31	vs. Washington	W	5-4
6/1	at #2 Rice	L	0-6
6/1	vs. Washington	L	1-3
PLAYERS: Pitchers - Steve Rowe, Steve Gooch, Dusty Buck, Nathan Fouts, Matt Harbin, Chris Phillips, Adrian Soto, J.J. Newman, Chad Ertel, J.D. Seger, Stephen Leist, Matt Lair, Justin Cleveland, Travis McElroy, Brandon Shaw... Position Players - Scooter Jordan, Willie Durazo, Jon Slack, Gera Alvarez, Jake Brown, Bryon Smith, Nick Blankenship, Joel Buchenauer, Cody Fuller, Jake Valles, Madison Edwards, Brent Fossum, Tyler Carson, Travis McElroy, Eric Kitchen, Austin Cranford, Clark Harris.			

## 2003 (30-25, 8-18 BIG 12)

Head Coach: Larry Hays

1/31	NEW MEXICO	W	4-2
2/1	NEW MEXICO	W	10-1
2/2	NEW MEXICO	L	6-9
2/4	WEST TEXAS A&M	W	21-4
2/8	SAN DIEGO	W	8-3
2/8	SAN DIEGO	W	7-3
2/9	SAN DIEGO	W	15-13
2/14	SAN FRANCISCO	W	10-9
2/15	SAN FRANCISCO	W	16-10
2/16	SAN FRANCISCO	L	5-8
2/18	TCU	W	15-11
2/22	at TCU	L	1-2
2/22	at TCU	L	2-3
2/23	at TCU	W	7-5
2/28	NORTHERN IOWA	W	8-7
3/1	NORTHERN IOWA	W	7-6 (8)
3/1	NORTHERN IOWA	W	13-9
3/2	NORTHERN IOWA	L	9-10
3/7	TEXAS STATE	W	9-8
3/8	TEXAS STATE	W	5-4
3/9	TEXAS STATE	L	5-15
3/11	TCU	W	6-3
3/14	at #8 Baylor	L	1-3
3/15	at #8 Baylor	W	9-8
3/16	at #8 Baylor	L	2-9
3/21	#19 TEXAS A&M	W	5-4
3/22	#19 TEXAS A&M	L	5-10
3/23	#19 TEXAS A&M	W	6-4
3/28	at #11 Texas	L	4-5 (12)
3/29	at #11 Texas	L	5-11
3/30	at #11 Texas	W	5-2
4/4	at Missouri	L	6-8
4/5	at Missouri	L	5-11
4/7	WEST TEXAS A&M	W	10-4
4/8	EASTERN NEW MEXICO	W	12-1
4/11	KANSAS	L	8-9
4/12	KANSAS	W	5-4
4/13	KANSAS	L	6-7
4/15	at New Mexico	L	11-13
4/18	at Kansas State	L	8-10
4/19	at Kansas State	L	1-5
4/20	at Kansas State	W	8-1
4/25	#6 NEBRASKA	W	16-9
4/26	#6 NEBRASKA	L	3-6
4/27	#6 NEBRASKA	L	4-8
4/29	at New Mexico	W	11-8
5/2	at Oklahoma	L	1-4
5/3	at Oklahoma	L	1-6
5/4	at Oklahoma	L	4-5
5/8	WOFFORD	W	20-9
5/9	WOFFORD	W	20-10
5/10	WOFFORD	W	11-10
5/16	OKLAHOMA STATE	L	7-11
5/17	OKLAHOMA STATE	W	8-2
5/18	OKLAHOMA STATE	L	3-4
PLAYERS: Pitchers - Corey Gerstner, Aaron Jones, Jeff Karstens, Nathan Fouts, Tanner McElroy, Steven Thomas, Joseph Llanas, Dusty Buck, Justin Cleveland, Steve Gooch, Juan Razo... Position Players - Scooter Jordan, Evan Shahak, Josh Haney, T.J. Bruce, Clint McGill, Christian Colonel, Sean Alexander, Cooper Fouts, Brent Fossum, Travis McElroy, Doug Beck, Ryan Riddle, Cody Fuller, Madison Edwards.			

## 2004 (40-21, 17-9 BIG 12)

Head Coach: Larry Hays

2/5	CAMPBELL	W	18-1
2/6	CAMPBELL	W	19-4
2/7	CAMPBELL	W	9-4
Minute Maid College Classic (Minute Maid Park) - Houston, Texas			
2/13	vs. #1 Rice	L	6-9
2/14	vs. Houston	W	12-7 (11)
2/15	vs. Ohio State	W	9-4
2/20	NORTHERN ILLINOIS	W	10-9
2/21	NORTHERN ILLINOIS	L	5-7
2/22	NORTHERN ILLINOIS	W	19-3
2/27	TCU	L	4-6
2/28	TCU	L	5-8
2/29	TCU	W	19-9
3/5	AIR FORCE	W	8-4
3/6	HARVARD	W	18-6
3/6	HARVARD	W	30-8
3/7	AIR FORCE	W	11-0 (7)
Round Rock Classic - Round Rock, Texas			
3/12	vs. Illinois	W	4-1
3/13	vs. #8 Notre Dame	L	1-6
3/16	at New Mexico	L	1-4
3/19	CLEMSON	L	3-7
3/20	CLEMSON	W	13-10
3/21	CLEMSON	W	5-3
3/23	vs. Houston	W	12-11
3/26	at #10 Texas A&M	L	2-5
3/27	at #10 Texas A&M	L	1-4
3/28	at #10 Texas A&M	W	14-5
4/3	#2 TEXAS	L	0-4
4/3	#2 TEXAS	L	0-10
4/7	HOWARD PAYNE	W	17-5
4/9	at #12 Nebraska	L	1-3
4/10	at #12 Nebraska	W	10-7
4/11	at #12 Nebraska	W	10-3
4/13	WEST TEXAS A&M	W	16-1
4/16	KANSAS STATE	W	8-3
4/17	KANSAS STATE	W	3-0
4/18	KANSAS STATE	W	8-2
4/20	ABILENE CHRISTIAN	W	19-9
4/23	#13 OKLAHOMA	L	4-10
4/24	#13 OKLAHOMA	W	14-4
4/25	#13 OKLAHOMA	W	6-5 (10)
4/27	NEW MEXICO	W	10-1
5/1	at Kansas	W	19-7
5/2	at Kansas	W	11-4
5/2	at Kansas	W	18-7
5/7	MISSOURI	W	7-5
5/8	MISSOURI	L	3-5
5/9	MISSOURI	L	1-3
5/12	DALLAS BAPTIST	L	3-4 (10)
5/14	at #22 Oklahoma State	L	2-14
5/15	at #22 Oklahoma State	W	6-2
5/16	at #22 Oklahoma State	W	11-8
5/18	NEW MEXICO STATE	W	20-3 (7)
5/21	BAYLOR	W	4-3
5/22	BAYLOR	W	19-18
5/23	BAYLOR	W	12-6
Big 12 Championships (Ballpark in Arlington) - Arlington, Texas			
5/26	vs. Baylor	L	3-8
5/27	vs. #17 Oklahoma	L	1-3
NCAA Georgia Tech Regional - Atlanta, Ga.			
6/4	vs. Mississippi State	W	10-6
6/5	at #5 Georgia Tech	L	3-9
6/5	vs. Mississippi State	W	14-7
6/6	at #5 Georgia Tech	L	3-5
PLAYERS: Pitchers - Corey Gerstner, John Milton, Dallas Braden, Michael McGowan, Steven Thomas, Steve Gooch, Randy Gattis, Ryan Dreibelbis, Marcus Simpson, Joel Evans, Barrett Plier, Juan Razo, Adam Fry, Tanner McElroy, Blake Renner... Position Players - Cameron Blair, Josh Brady, Josh Haney, Michael Mask, Madison Edwards, Jose Delgado, Cody Fuller, Ryan Andrews, Cooper Fouts, Michael Cappuccio, Matthew Coco, Jacob Jones, David Steffey, Marcus Lewis, Sean Iverson.			



## YEAR BY YEAR RESULTS

2005 (34-25, 9-16 BIG 12)

Head Coach: Larry Hays

2/8	NEW MEXICO	W	18-6
2/11	NORTHERN ILLINOIS	W	13-7
2/12	NORTHERN ILLINOIS	W	17-7
2/13	NORTHERN ILLINOIS	W	12-7
2/15	at #22 TCU	W	7-4
2/19	WESTERN ILLINOIS	W	9-5
2/19	WESTERN ILLINOIS	L	1-6
2/20	WESTERN ILLINOIS	W	22-7
2/22	DALLAS BAPTIST	W	7-0
Rockhounds Classic - Midland, Texas			
2/26	vs. Lamar	W	5-3
2/27	vs. UTSA	W	22-7
2/27	vs. New Mexico State	W	7-4
3/1	UT ARLINGTON	W	8-0
3/4	NORTHERN IOWA	L	7-9
3/5	NORTHERN IOWA	W	6-5
3/6	NORTHERN IOWA	W	11-5
3/8	at #24 TCU	L	2-9
Public Storage Classic - Los Angeles, Calif.			
3/11	at #20 Southern California	L	1-6
3/12	vs. UC Irvine	W	14-10
3/13	vs. #9 Wichita State	L	5-6 (10)
3/18	#8 TEXAS A&M	W	13-1
3/19	#8 TEXAS A&M	W	1-0
3/20	#8 TEXAS A&M	L	5-7
3/24	at #4 Texas	L	3-7
3/25	at #4 Texas	L	7-8
3/29	at UT Arlington	W	5-4
4/1	at Missouri	L	(No-Hitter)
0-25			
4/2	at Missouri	L	2-7
4/3	at Missouri	W	5-3
4/6	ANGELO STATE	W	11-6
4/8	OKLAHOMA STATE	L	4-6
4/9	OKLAHOMA STATE	W	12-8
4/10	OKLAHOMA STATE	W	10-9
4/13	HARDIN-SIMMONS	W	10-6
4/15	at Kansas State	W	11-7
4/16	at Kansas State	L	5-7
4/17	at Kansas State	L	12-13
4/22	KANSAS	W	9-7
4/23	KANSAS	L	7-13
4/26	NEW MEXICO	W	10-2
4/27	COLLEGE OF THE SOUTHWEST	W	11-4
4/29	at #11 Baylor	L	1-6
4/30	at #11 Baylor	W	3-2
5/1	at #11 Baylor	L	5-8
5/5	DALLAS BAPTIST	W	6-2
5/6	DALLAS BAPTIST	L	3-9
5/7	DALLAS BAPTIST	L	16-26
5/10	NEW MEXICO STATE	W	8-4
5/13	#3 NEBRASKA	L	4-9
5/14	#3 NEBRASKA	L	1-6
5/15	#3 NEBRASKA	W	7-6
5/16	NEW MEXICO	W	14-6
5/17	at New Mexico State	W	12-6
5/20	at Oklahoma	L	3-6
5/21	at Oklahoma	L	1-3
5/22	at Oklahoma	L	11-14
Big 12 Championships (Bricktown Ballpark) - Oklahoma City, Okla.			
5/25	vs. #5 Nebraska	W	5-3
5/26	vs. #17 Missouri	L	1-10
5/27	vs. #5 Nebraska	L	1-2

PLAYERS: Pitchers - Tanner McElroy, Zach Butler, Billy Carnline, Carleton Hargrove, Adam Lawford, Dustin Richardson, Brian Wyatt, Randy Gattis, Joe McCoy, Fielding Lewis, Adam Fry, Casey Zachry, Brady Conine, Michael McGowan... Position Players - Joey Callender, Cameron Blair, Carey Avants, Brent Thomas, Cody Fuller, Matt Smith, Trey Stewart, Cooper Fouts, Madison Edwards, Chris Williams, Brian Capps, Travis Young, Josh Wilson, Chris Richburg, David Steffey, Patrick Smart, Drew Roberts, Jon Capuccio.

2006 (31-26-1, 9-16-1 BIG 12)

Head Coach: Larry Hays

2/3	LOUISIANA-MONROE	W	21-5
2/4	LOUISIANA-MONROE	W	15-4
2/5	LOUISIANA-MONROE	W	11-10
Houston College Classic (Minute Maid Park) - Houston, Texas			
2/10	vs. #4 Rice	L	1-5
2/11	vs. #12 Tulane	L	4-6
2/12	vs. Houston	L	1-5
2/14	at New Mexico	W	8-7 (10)
2/19	ST. JOHN'S	W	5-4
2/20	EASTERN NEW MEXICO	W	16-0
Midland College Classic - Midland, Texas			
2/23	vs. Dallas Baptist	W	13-5
2/24	vs. UT Arlington	W	15-7
2/25	vs. Oral Roberts	W	7-4
2/28	at #17 Arizona State	L	5-13
3/2	CAMPBELL	L	5-7
3/3	CAMPBELL	W	5-3
3/4	CAMPBELL	W	6-4
3/6	at UNLV	W	9-0
3/7	at UNLV	L	11-16
3/9	UNC ASHEVILLE	W	10-8
3/10	UNC ASHEVILLE	W	8-7
3/11	UNC ASHEVILLE	W	7-4
3/14	vs. New Mexico State	W	8-4
3/17	#16 TEXAS	L	3-4
3/18	#16 TEXAS	W	2-1
3/21	WAYLAND BAPTIST	W	6-4
3/24	at Texas A&M	W	11-5
3/25	at Texas A&M	L	1-5
3/26	at Texas A&M	L	4-5
3/29	TEXAS WESLEYAN	W	12-11 (12)
3/31	#24 BAYLOR	L	1-2
4/1	#24 BAYLOR	W	14-4
4/2	#24 BAYLOR	W	14-1
4/4	NEW MEXICO STATE	L	4-9
4/7	at #24 Kansas	L	3-5
4/8	at #24 Kansas	W	8-6 (10)
4/9	at #24 Kansas	L	3-5
4/11	NEW MEXICO	W	14-7
4/13	KANSAS STATE	W	4-2
4/14	KANSAS STATE	L	5-16
4/15	KANSAS STATE	T	11-11 (10)
4/17	#10 ARIZONA STATE	W	7-2
4/21	#15 OKLAHOMA	L	2-5
4/22	#13 OKLAHOMA	L	5-6
4/23	#13 OKLAHOMA	L	2-8
4/25	NEW MEXICO	W	6-4
4/29	at #4 Nebraska	L	3-4 (11)
4/29	at #4 Nebraska	L	4-14
4/30	at #4 Nebraska	L	4-14
5/10	at New Mexico	W	15-4
5/12	MISSOURI	W	13-1
5/13	MISSOURI	W	5-4
5/14	MISSOURI	W	3-2
5/19	at #13 Oklahoma State	L	4-6
5/20	at #13 Oklahoma State	L	3-5
5/21	at #13 Oklahoma State	L	3-7
Big 12 Championships (Bricktown Ballpark) - Oklahoma City, Okla.			
5/24	vs. #6 Texas	L	0-4
5/25	vs. #11 Nebraska	L	4-6
5/26	vs. Baylor	L	3-5

PLAYERS: Pitchers - Colt Hynes, Miles Morgan, Dustin Richardson, Josh Tomlin, AJ Ramos, Aaron Odom, Brian Cloud, Randy Gattis, Zach Butler, Jon Plefka, Cory Large, David Dinsmoore, Carleton Hargrove, Joe McCoy, Jason Seefeld, Matt Paradoski, Drew Evans... Position Players - Matt Smith, Roger Kieschnick, Brian Capps, Joey Callender, Willie Rueda, Trey Stewart, Kyle Martin, Blair Wilkins, Tyler Reves, James Leverton, Patrick Smart, David Groener, Josh Tomlin, Drew Evans, Jason Seefeld, Chris Williams, Casey Zachry, Jon Capuccio, Randy Gattis, Tim Ahern.

2007 (28-27, 8-18 BIG 12)

Head Coach: Larry Hays

2/3	STEPHEN F. AUSTIN	W	4-3 (11)
2/4	STEPHEN F. AUSTIN	L	1-2
2/6	NEW MEXICO	L	13-15
2/9	NORTHWESTERN	L	7-12
2/10	NORTHWESTERN	W	4-3
2/11	WESTERN ILLINOIS	W	12-2
2/12	WESTERN ILLINOIS	W	13-11
Midland College Classic - Midland, Texas			
2/16	vs. Dallas Baptist	W	21-1
2/17	vs. St. John's	W	10-6
2/18	vs. St. John's	W	7-5
2/23	NORTHERN ILLINOIS	W	6-5
2/24	NORTHERN ILLINOIS	L	5-8
2/25	NORTHERN ILLINOIS	W	4-1
2/27	at New Mexico	W	10-8
3/2	CAL STATE-NORTHRIDGE	W	5-0
3/3	CAL STATE-NORTHRIDGE	L	3-8
3/4	CAL STATE-NORTHRIDGE	W	10-5
3/6	UNLV	W	7-6
3/7	UNLV	L	4-5
Whataburger Classic (Whataburger Field) - Corpus Christi, Texas			
3/9	vs. Texas A&M-Corpus Christi	W	9-4
3/10	vs. #8 Rice	L	1-5
3/11	vs. #23 TCU	W	4-1
3/15	#16 NEBRASKA	W	7-6 (11)
3/16	#16 NEBRASKA	L	1-13
3/17	#16 NEBRASKA	W	9-8
3/23	at Baylor	L	1-5
3/24	at Baylor	W	8-7 (10)
3/25	at Baylor	L	4-14
3/27	NEW MEXICO STATE	W	10-3
3/30	at Kansas State	L	3-4
3/31	at Kansas State	W	16-5
4/1	at Kansas State	L	3-7
4/5	#13 TEXAS A&M	L	4-7
4/6	#13 TEXAS A&M	W	8-3
4/10	HARDIN-SIMMONS	W	17-6
4/13	at #6 Texas	L	2-7
4/14	at #6 Texas	L	1-10
4/15	at #6 Texas	L	2-4
4/20	KANSAS	W	1-0
4/21	KANSAS	W	3-1
4/22	KANSAS	L	1-8
4/23	COLLEGE OF THE SOUTHWEST	W	9-3
4/25	at TCU	L	6-8
4/27	at Missouri	L	4-10
4/28	at Missouri	L	7-12
4/29	at Missouri	L	5-6
5/1	DALLAS BAPTIST	W	15-6
5/11	#19 OKLAHOMA STATE	L	5-13
5/12	#19 OKLAHOMA STATE	L	0-7
5/13	#19 OKLAHOMA STATE	L	0-10
5/14	NEW MEXICO	W	9-8
5/15	vs. New Mexico State	L	4-5
5/18	at Oklahoma	L	5-6
5/19	at Oklahoma	L	7-8 (10)
5/20	at Oklahoma	W	15-5

PLAYERS: Pitchers - Travis Young, AJ Ramos, Aaron Odom, Colt Hynes, Josh Scofield, Chris Ortmeier, Miles Morgan, Paul Gonzalez, Collin Auten, Trey Schurr, Cory Large, Brian Cloud, Sam Janca... Position Players - Doug Thennis, Taylor Ashby, Geoff Byrns, Roger Kieschnick, Chris Hall, James Leverton, Matt Smith, Kyle Martin, Donald Muth, Chris Richburg, Jason Seefeld, Blake Lemen, Drew Evans, Joey Kenworthy, Carter Gwinn, Ben Baker, Tim Ahern, Willie Rueda.

## YEAR BY YEAR RESULTS

2008 (25-30, 9-18 BIG 12)			
Head Coach: Larry Hays			
Roadrunner Classic - San Antonio, Texas			
2/23	vs. #19 UL Lafayette	L	0-4
2/24	vs. Army	W	16-2
2/24	vs. Oral Roberts	L	6-7
2/25	vs. UTSA	W	16-6
2/27	at New Mexico	L	3-7
Minute Maid College Classic (Minute Maid Park) - Houston, Texas			
2/29	vs. Houston	L	4-5
3/1	vs. Tennessee	W	7-3
3/2	vs. #6 Rice	L	4-5
3/4	CENTRAL ARKANSAS	W	15-6
3/5	CENTRAL ARKANSAS	W	8-3
Texas State Classic - San Marcos, Texas			
3/8	vs. Northern Illinois	W	11-5
3/8	at Texas State	L	3-14
3/9	vs. Northern Illinois	W	8-5
3/11	at New Mexico	W	8-6
3/14	at #22 Texas A&M	L	5-6 (12)
3/15	at #22 Texas A&M	L	1-12
3/16	at #22 Texas A&M	W	9-3
3/18	at Texas A&M-Corpus Christi	W	21-8
3/20	#13 TEXAS	L	6-22
3/21	#13 TEXAS	W	7-5
3/22	#13 TEXAS	L	3-4
3/24	UC-RIVERSIDE	W	5-4
3/25	UC-RIVERSIDE	L	6-8
3/28	#2 MISSOURI	L	0-1
3/29	#2 MISSOURI	W	3-2
3/30	#2 MISSOURI	W	15-11
4/1	TEXAS A&M-CORPUS CHRISTI	W	6-1
4/2	TEXAS A&M-CORPUS CHRISTI	W	10-5
4/4	at #9 Nebraska	L	2-6
4/5	at #9 Nebraska	L	2-5
4/6	at #9 Nebraska	L	3-5
4/8	NEW MEXICO	W	10-0
4/9	NEW MEXICO	L	2-7
4/11	at Kansas	L	5-9
4/12	at Kansas	L	1-9
4/13	at Kansas	L	2-5
4/15	at UNLV	L	8-9
4/16	at UNLV	L	8-15
4/18	KANSAS STATE	L	4-12
4/19	KANSAS STATE	L	4-7 (10)
4/20	KANSAS STATE	W	19-4
4/22	NEW MEXICO STATE	W	12-2
4/23	vs. New Mexico State	W	16-10
4/25	OKLAHOMA	L	7-12
4/26	OKLAHOMA	W	6-2
4/27	OKLAHOMA	L	2-3
5/7	at Dallas Baptist	L	7-16
5/9	at #8 Oklahoma State	L	2-3
5/10	at #8 Oklahoma State	L	3-13
5/11	at #8 Oklahoma State	W	12-10
5/13	DALLAS BAPTIST	L	4-8
5/13	DALLAS BAPTIST	W	9-8
5/16	BAYLOR	W	7-4
5/17	BAYLOR	L	3-13
5/18	BAYLOR	W	12-5

PLAYERS: Pitchers - James Leverton, Sam Janca, Brian Cloud, Zach Stewart, Robert Kilcrease, Owen Broolsma, Russ Fornea, Cory Large, Chad Bettis, Lorenzo Douglas, AJ Ramos, Nathan Karns, Austin Quick, Paul Gonzalez, Jordan Stern... Position Players - Willie Rueda, Chris Richburg, Chris Hall, Joey Kenworthy, Jason Seefeld, Roger Kie-schnick, Doug Thennis, Taylor Ashby, Monk Kreder, Tanner Rindels, Jon Capuccio, John Schnettgoecke, Logan Leslie, Juan Rodriguez, James Leverton, Jeremy Mayo, Blake Lemen, Cory Large, Logan Brown, AJ Ramos.

2009 (25-32, 12-15 BIG 12)			
Head Coach: Dan Spencer			
2/20	SOUTHERN UTAH	W	14-3
2/20	UT-PAN AMERICAN	W	6-5
2/21	SOUTHERN UTAH	W	8-2
2/22	UT-PAN AMERICAN	W	10-4
2/24	NEW MEXICO	L	10-13
2/25	NEW MEXICO	W	6-3
2/27	at Cal-State Northridge	L	4-8
2/28	at Cal-State Northridge	L	3-7
3/1	at Cal-State Northridge	L	2-3
3/3	at UC-Riverside	L	8-9
Palm Springs Invitational - Palm Springs, Calif.			
3/5	vs. UC-Riverside	L	5-9
3/6	vs. San Francisco	L	1-2
3/7	vs. Gonzaga	W	7-1
3/8	vs. #24 Oregon State	L	6-9
3/11	DALLAS BAPTIST	L	2-11
3/14	NEBRASKA	W	16-8
3/15	NEBRASKA	L	1-10
3/16	NEBRASKA	W	10-3
3/17	at Texas A&M-Corpus Christi	L	5-7
3/18	at Texas A&M-Corpus Christi	L	2-6
3/20	at #9 Baylor	L	4-8
3/21	at #9 Baylor	L	4-5
3/22	at #9 Baylor	W	13-8
3/23	LUBBOCK CHRISTIAN	W	4-3
3/25	at Texas State	L	4-10
3/27	at #8 Texas	L	5-9
3/28	at #8 Texas	W	4-2
3/29	at #8 Texas	L	1-8
3/31	at #18 New Mexico	W	8-4
4/1	at #18 New Mexico	L	7-15
4/3	#11 TEXAS A&M	W	4-3
4/4	#11 TEXAS A&M	L	7-13
4/5	#11 TEXAS A&M	W	10-6
4/7	vs. UTSA	L	0-2
4/8	vs. UTSA	W	7-6
4/10	at #11 Oklahoma	L	0-6
4/11	at #11 Oklahoma	L	0-4
4/11	at #11 Oklahoma	W	5-1
4/13	at #16 TCU	L	5-12
4/17	#24 KANSAS	W	15-10
4/18	#24 KANSAS	W	7-5
4/19	#24 KANSAS	L	6-15
4/21	UNLV	W	10-6
4/22	UNLV	W	14-5
4/24	at Missouri	L	7-18
4/25	at Missouri	L	5-9
4/26	at Missouri	L	2-15 (7)
5/6	at Dallas Baptist	W	9-6
5/8	at #10 Kansas State	W	6-0
5/9	at #10 Kansas State	W	12-6
5/10	at #10 Kansas State	L	5-9
5/15	OKLAHOMA STATE	W	9-8
5/16	OKLAHOMA STATE	L	5-14
5/17	OKLAHOMA STATE	L	9-10
Big 12 Championships (Bricktown Ballpark) - Oklahoma City, Okla.			
5/20	vs. #8 Oklahoma	L	2-5
5/22	vs. #15 Missouri	W	4-2
5/23	vs. #19 Texas A&M	L	4-11

PLAYERS: Pitchers - Chad Bettis, AJ Ramos, Nathan Karns, Louis Head, Robert Kilcrease, Brian Cloud, Miles Morgan, Kellen Monreal, Brandon Foster, Colt Farrar, Brennan Stewart, Lorenzo Douglas, Cory Large, Ben Flora, Jordan Stern, Austin Quick... Position Players - Chris Richburg, Joey Kenworthy, Taylor Ashby, Scott LeJeune, Willie Rueda, Jeremy Mayo, Justin Berry, Michael Reed, Kellen Monreal, Garrett Totten, Logan Leslie, Nick Hanslik, Mason Macnoll, Kevin Whitehead, Kengray Fleming, Logan Brown and Mehdi Alavi.

2010 (28-29, 13-14 BIG 12)			
Head Coach: Dan Spencer			
Red Raider Classic, Lubbock, Texas			
2/19	JACKSONVILLE STATE	W	8-3
2/20	MICHIGAN	W	4-2
2/21	MICHIGAN	W	18-5
2/21	JACKSONVILLE STATE	W	11-8
Brooks Wallace Memorial Classic - Lubbock, Texas			
2/25	BETHUNE-COOKMAN	W	12-8
2/26	WASHINGTON STATE	L	3-6
2/27	BETHUNE-COOKMAN	W	14-12
2/28	WASHINGTON STATE	L	7-10
3/2	DALLAS BAPTIST	W	8-5
Houston College Classic (Minute Maid Park) - Houston, Texas			
3/5	vs. #7 TCU	L	2-11
3/6	vs. #9 Rice	L	2-3
3/7	vs. Houston	L	8-15
3/9	GONZAGA	W	9-7
3/10	GONZAGA	L	9-13
3/12	at #7 TCU	L	7-8
3/13	at #7 TCU	L	1-9
3/14	at #7 TCU	L	5-8
3/16	TEXAS STATE	L	7-13
3/19	at #23 Texas A&M	L	3-6
3/20	at #23 Texas A&M	L	4-5
3/21	at #23 Texas A&M	W	13-7
3/23	TEXAS A&M-CORPUS CHRISTI	W	9-5
3/23	TEXAS A&M-CORPUS CHRISTI	W	10-9
3/26	#8 TEXAS	W	12-5
3/27	#8 TEXAS	L	3-8
3/28	#8 TEXAS	L	5-17
3/30	vs. New Mexico State	L	2-6
4/1	#20 KANSAS STATE	W	8-5
4/2	#20 KANSAS STATE	W	13-4
4/3	#20 KANSAS STATE	L	6-10
4/5	at UNLV	L	8-10
4/6	at UNLV	W	11-9
4/9	at Oklahoma State	L	3-13
4/10	at Oklahoma State	W	5-4
4/11	at Oklahoma State	W	5-3
4/14	at Dallas Baptist	W	13-11
4/17	#11 OKLAHOMA	L	1-12
4/17	#11 OKLAHOMA	W	7-3
4/18	#11 OKLAHOMA	W	8-3
4/20	ALABAMA A&M	W	18-4
4/21	ALABAMA A&M	W	3-0
4/23	at Kansas	L	2-10
4/24	at Kansas	W	11-8
4/25	at Kansas	W	21-10
4/27	at New Mexico	L	8-16
4/30	MISSOURI	L	8-12 (11)
5/1	MISSOURI	W	5-4
5/2	MISSOURI	W	16-15
5/15	BAYLOR	L	2-6
5/15	BAYLOR	W	5-3
5/16	BAYLOR	L	5-12
5/21	at Nebraska	L	3-9
5/22	at Nebraska	L	6-8
5/23	at Nebraska	L	7-8
Big 12 Championships (Bricktown Ballpark) - Oklahoma City, Okla.			
5/26	vs. Texas A&M	L	2-9
5/27	vs. #1 Texas	W	4-2
5/29	vs. Missouri	L	3-7

PLAYERS: Pitchers - Bobby Doran, Chad Bettis, Joe Burnett, Ben Flora, John Neely, Colt Farrar, Brennan Stewart, Justin Cooper, Brett Bruening, Jay Johnson, Scott Erzinger, Louis Head, Jordan Stern, Brandon Pettie... Position Players - Barrett Barnes, Michael Reed, Nick Popescu, Scott LeJeune, Jamodrick McGruder, Jeremy Mayo, Joey Kenworthy, Taylor Ashby, Stephen Hagen, Kevin Whitehead, Bonham Hough, Justin Berry, Bo Altobelli, Garrett Totten, Alec Mielnicki, Louis Head.

## YEAR BY YEAR RESULTS

2011 (33-25, 12-15 BIG 12)			
Head Coach: Dan Spencer			
Red Raider Classic - Lubbock, Texas			
2/18	WESTERN MICHIGAN	W	8-0
2/19	NORTHWESTERN	W	6-1
2/19	UTAH VALLEY	W	6-2
2/20	NORTHWESTERN	W	8-6
Brooks Wallace Memorial Classic - Lubbock, Texas			
2/24	BYU	W	7-4
2/25	BYU	L	3-8
2/26	NORTHERN ILLINOIS	W	15-3
2/27	NORTHERN ILLINOIS	W	14-8
3/1	UNLV	W	9-4
3/2	UNLV	L	3-4
3/4	#8 TCU	L	0-7
3/5	#8 TCU	L	6-8
3/6	#8 TCU	L	1-8
Texas Tech Invitational - Lubbock, Texas			
3/11	IOWA	W	9-7
3/12	TEXAS A&M-CORPUS CHRISTI	L	5-14
3/12	IOWA	W	6-4
3/13	TEXAS A&M-CORPUS CHRISTI	W	6-5
3/15	TEXAS A&M-CORPUS CHRISTI	W	9-7
3/18	at #14 Baylor	W	6-5
3/19	at #14 Baylor	L	13-14
3/20	at #14 Baylor	W	10-6 (10)
3/22	at Dallas Baptist	W	7-6
3/25	NEBRASKA	L	5-15
3/26	NEBRASKA	W	10-8
3/27	NEBRASKA	W	3-0
4/1	at #7 Oklahoma	L	1-10
4/2	at #7 Oklahoma	L	1-11
4/3	at #7 Oklahoma	L	5-8
4/5	vs. UTSA (San Angelo, Texas)	W	8-2
4/5	vs. UTSA (San Angelo, Texas)	W	11-6
4/8	#5 TEXAS A&M	W	4-3 (12)
4/9	#5 TEXAS A&M	L	4-5
4/10	#5 TEXAS A&M	L	8-14
4/12	at New Mexico	W	4-1
4/13	at New Mexico	W	7-6
4/15	at #4 Texas	L	1-4
4/16	at #4 Texas	W	2-1
4/17	at #4 Texas	L	1-3
4/18	at Texas State	W	8-5
4/21	at Kansas State	L	1-2
4/22	at Kansas State	L	3-4
4/23	at Kansas State	L	1-4
4/26	NEW MEXICO	W	6-1
4/27	NEW MEXICO	L	4-8
4/29	KANSAS	W	3-2 (10)
4/30	KANSAS	W	9-4
5/1	KANSAS	W	8-7
5/3	DALLAS BAPTIST	L	1-11
5/10	at Michigan	W	8-2
5/11	at Michigan	W	6-4
5/13	at Missouri	L	1-11
5/14	at Missouri	W	6-4
5/15	at Missouri	L	3-4
5/20	#22 OKLAHOMA STATE	L	10-11
5/21	#22 OKLAHOMA STATE	W	11-7
5/22	#22 OKLAHOMA STATE	W	5-3
Big 12 Championship (RedHawks Field) - Oklahoma City, Okla.			
5/25	vs. #13 Texas A&M	L	5-10
5/26	vs. #12 Oklahoma	L	1-3
PLAYERS: Pitchers - John Neely (RHP), Trey Masek (RHP), Robbie Kilcrease (LHP), Aaron Corwin (RHP), Zach Fowler (LHP), Brennan Stewart (RHP), Scott Erzinger (LHP), Duke von Schamann (RHP/DH), Daniel Coulombe (LHP), Hayden Holub (RHP), Andre Wheeler (LHP/OF), Taylor Christian (RHP), Jamen Parten (RHP), Jerad McCrummen (RHP), David Paiz (RHP/OF), Ben Flora (LHP), Cory Bafidis (LHP)... Position Players - Reid Redman (3B), Kelby Tomlinson (SS), Nick Popescu (2B/LF), Jamodrick McGruder (2B), Barrett Barnes (CF), David Paiz (OF/RHP), Stephen Hagen (1B), Bo Altobelli (C/DH), Andre Wheeler (OF/LHP), Kevin Whitehead (C), Mason Randolph (C), Marshall Williams (1B), Jordan Lopez (LF), Nick Hanslik (LF), Duke von Schamann (DH/RHP), Scott LeJeune (LF)			

2012 (29-26, 7-17 BIG 12)			
Head Coach: Dan Spencer			
Red Raider Classic - Lubbock, Texas			
2/17	#31 MISSOURI STATE	W	4-1
2/18	TENNESSEE TECH	W	9-5
2/19	TENNESSEE TECH	W	8-0
2/19	#31 MISSOURI STATE	L	2-4
Brooks Wallace Memorial Classic - Lubbock, Texas			
2/24	#18 ST. JOHN'S	W	4-1
2/25	NORTHERN ILLINOIS	W	8-5
2/26	#18 ST. JOHN'S	W	5-2
2/26	NORTHERN ILLINOIS	W	10-4
2/27	NORTHERN ILLINOIS	W	3-2
Houston College Classic - Houston, Texas (Minute Maid Park)			
3/2	vs. #4 Arkansas	L	1-3
3/3	vs. #4 Rice	L	2-6
3/4	vs. Houston	W	10-4
3/6	at #10 Arizona State	W	8-4
3/11	at #26 TCU	L	1-2
3/12	at #26 TCU	L	4-7
3/13	ALABAMA A&M	W	21-1
3/14	ALABAMA A&M	W	25-5
3/16	at Baylor	L	4-9
3/17	at Baylor	L	3-4
3/18	at Baylor	L	1-8
3/20	FLORIDA GULF COAST	W	11-4
3/21	FLORIDA GULF COAST	W	14-8
3/23	#27 OKLAHOMA	W	6-1
3/24	#27 OKLAHOMA	L	3-5
3/25	#27 OKLAHOMA	L	2-8
3/27	NEW MEXICO STATE	L	6-7
3/30	at Kansas	W	3-1
3/31	at Kansas	L	2-5
4/1	at Kansas	L	3-9
4/3	ANGELO STATE	W	13-8
4/5	#25 TEXAS	L	4-7
4/6	#25 TEXAS	W	7-6 (14)
4/7	#25 TEXAS	L	3-14
4/11	DALLAS BAPTIST	W	7-1
4/13	HOUSTON	W	15-4
4/14	HOUSTON	W	7-1
4/15	HOUSTON	W	10-9 (12)
4/17	NEW MEXICO	L	3-10
4/18	NEW MEXICO	L	4-6
4/20	at Oklahoma State	L	1-2
4/21	at Oklahoma State	L	2-5
4/22	at Oklahoma State	L	1-7
4/24	at New Mexico	W	9-5
4/25	at New Mexico	L	13-14
4/27	MISSOURI	L	0-9
4/28	MISSOURI	W	4-3
4/29	MISSOURI	W	7-0
5/1	at New Mexico State	W	12-7
5/4	at #9 Texas A&M	L	2-4
5/5	at #9 Texas A&M	L	2-7
5/6	at #9 Texas A&M	W	8-4 (12)
5/8	at #27 Dallas Baptist	W	5-0
5/17	KANSAS STATE	L	5-7
5/18	KANSAS STATE	L	1-5
5/19	KANSAS STATE	W	8-2
PLAYERS: Pitchers - Duke von Schamann (RHP), Shane Broyles (RHP), John Neely (RHP), Rusty Shellhorn (LHP), Daniel Coulombe (LHP), David Paiz (RHP/OF), Trey Masek (RHP), Andre Wheeler (LHP/OF), Aaron Corwin (RHP), Ben Flora (LHP), Jerad McCrummen (RHP), Blake Stewart (RHP), Brennan Stewart (RHP), Jamen Parten (RHP), Brannon Easterling (RHP)... Position Players - Jamodrick McGruder (2B/OF), Bo Altobelli (C), Barrett Barnes (CF), Scott LeJeune (1B/DH), Brennan Moore (LF), Tim Proudfoot (SS), Nick Hanslik (OF), Matt Eureste (INF), Reid Redman (3B), Mason Randolph (C), Stephen Hagen (1B/DH), Jordan Lopez (OF), Bryant Burleson (2B/3B/SS), Kevin Whitehead (C), Blake Bass (1B) Did Not Play/Redshirted - LHP Ryan Bielitz, LHP Scott Erzinger			

2013 (26-30, 9-15 BIG 12)			
Head Coach: Tim Tadlock			
Brooks Wallace Memorial Classic - Lubbock, Texas			
2/15	NORTHERN ILLINOIS	W	8-0
2/16	NORTHERN COLORADO	W	10-1
2/16	BYU	W	5-1
2/17	NORTHERN ILLINOIS	W	13-0
UCF Wawa Weekend Classic - Orlando, Fla.			
2/22	vs. Troy	L	3-10
2/23	at UCF	L	8-13
2/24	vs. Connecticut	L	0-1 (10)
2/25	at Florida International	L	7-9
2/26	at Florida International	W	8-6
3/1	LA SALLE	L	5-6 (12)
3/2	LA SALLE	W	3-0
3/3	LA SALLE	W	7-0
3/5	at #16 Arizona	L	2-6
3/6	at #16 Arizona	W	5-2
3/8	UT ARLINGTON	W	8-3
3/9	UT ARLINGTON	W	4-1
3/10	UT ARLINGTON	L	12-13
3/12	UTAH VALLEY	W	9-2
3/13	UTAH VALLEY	W	6-0
3/15	at Texas	W	1-0
3/16	at Texas	L	1-2
3/17	at Texas	W	4-2
3/19	#20 ARIZONA STATE	W	8-7
3/22	at West Virginia	L	0-2
3/23	at West Virginia	W	6-4 (10)
3/23	at West Virginia	L	1-3
3/25	at New Mexico State	L	6-7
3/29	TCU	L	1-4
3/30	TCU	L	3-7
3/31	TCU	W	8-7
4/2	at New Mexico	L	3-10
4/3	at Kansas State	L	5-6
4/4	at Kansas State	L	2-15
4/5	at Kansas State	L	2-12 (8)
4/9	at Dallas Baptist	L	9-10
4/14	LUBBOCK CHRISTIAN	L	5-6
4/16	at #22 Rice	L	2-11
4/19	KANSAS	L	3-4
4/20	KANSAS	L	1-6
4/21	KANSAS	W	16-5 (8)
4/23	NEW MEXICO STATE	W	6-1
4/26	at #11 Oklahoma	L	0-8
4/27	at #11 Oklahoma	L	2-6
4/28	at #11 Oklahoma	W	9-3
4/30	#17 NEW MEXICO	W	12-8
5/3	#19 OKLAHOMA STATE	W	5-2
5/4	#19 OKLAHOMA STATE	L	5-11
5/5	#19 OKLAHOMA STATE	L	0-3
5/7	DALLAS BAPTIST	W	7-2
5/15	at #13 Arizona State	L	5-8
5/16	BAYLOR	W	17-5
5/17	BAYLOR	W	7-1
5/18	BAYLOR	L	8-15
Big 12 Championship (Bricktown Ballpark) - Oklahoma City, Okla.			
5/23	vs. #15 Kansas State	L	3-4
5/24	vs. #24 Oklahoma	L	0-8
5/25	vs. Baylor	W	8-2
PLAYERS: Pitchers - Trey Masek (RHP), Jonny Drozd (LHP), Dominic Moreno (RHP), Matt Withrow (RHP), Jerad McCrummen (RHP), Justin Bethard (RHP), Andre Wheeler (LHP), Johnathon Tripp (RHP), Corey Taylor (RHP), Nathan Bauder (RHP), Matt Custred (RHP), Dalton Brown (RHP), Reid Meyer (LHP)... Position Players - Jake Barrios (3B), Devon Conley (OF), Jarrard Poteete (C/DH), Brett Bell (OF), Bryant Burleson (2B), Eric Gutierrez (1B), Tim Proudfoot (SS), Todd Ritchie (OF), Zach Davis (OF), Mason Randolph (C), Tyler Neslony (OF), Brennan Moore (OF), Scott LeJeune (1B/DH), Alec Humphreys (INF), Blake Bass (1B), Elliot Richoux (C/DH), A.J. Florence (SS), Wade Stramp (INF/DH) Did Not Play/Redshirted - Joey Zurawik (RHP), Heath Herrington (RHP)			



## YEAR BY YEAR RESULTS

2014 (45-21, 14-10 BIG 12)

H: (33-4) A: (9-10) N: (3-7)

Head Coach: Tim Tadlock

NCAA Regional and Super Regional Champions

NCAA Collge World Series participant

2/14	#3 INDIANA	L	0-1
2/15	#3 INDIANA	W	10-5
2/15	#3 INDIANA	W	6-2
2/16	#3 INDIANA	W	7-0
Brooks Wallace Memorial Series - Lubbock, Texas			
2/21	ORAL ROBERTS	W	3-2
2/22	ORAL ROBERTS	W	7-2
2/23	ORAL ROBERTS	W	4-1
2/24	BYU	W	4-2
2/27	at Stephen F. Austin	W	5-4
Minute Maid College Classic (Minute Maid Park) - Houston, Texas			
2/28	vs. Houston	L	0-9
3/1	vs. Sam Houston State	L	6-10
3/2	vs. #10 Rice	W	2-1
3/4	NEW MEXICO	W	9-3
3/6	NEW MEXICO STATE	W	5-3
3/7	NEW MEXICO STATE	W	15-2
3/8	NEW MEXICO STATE	W	8-7 (12)
3/9	NEW MEXICO STATE	W	14-4
3/11	ABILENE CHRISTIAN	W	6-2
3/14	at Baylor	L	0-1
3/15	at Baylor	L	1-2
3/16	at Baylor	W	7-1
3/18	STEPHEN F. AUSTIN	W	20-4
3/19	STEPHEN F. AUSTIN	L	3-6
3/21	at #24 TCU	L	0-9
3/22	at #24 TCU	W	10-2
3/23	at #24 TCU	W	12-2
3/25	ARKANSAS-PINE BLUFF	W	2-0
3/25	ARKANSAS-PINE BLUFF	W	5-1
3/28	#12 TEXAS	L	1-11
3/29	#12 TEXAS	W	8-4
3/30	#12 TEXAS	L	2-5 (12)
4/1	vs. New Mexico (Midland, Texas)	W	6-3
4/4	at #20 Oklahoma State	L	1-3
4/5	at #20 Oklahoma State	W	16-6
4/6	at #20 Oklahoma State	L	3-8
4/8	ABILENE CHRISTIAN	W	19-2
4/11	KANSAS STATE	W	11-7
4/12	KANSAS STATE	W	7-4
4/13	KANSAS STATE	W	11-7
4/15	DALLAS BAPTIST	W	5-4
4/17	PRAIRIE VIEW A&M	W	4-3
4/18	PRAIRIE VIEW A&M	W	8-0
4/19	PRAIRIE VIEW A&M	W	13-0 (7)
4/21	at #24 New Mexico	L	3-4
4/22	vs. #15 TCU (Abilene, Texas)	L	0-4
4/25	OKLAHOMA	W	9-5
4/26	OKLAHOMA	W	14-4
4/27	OKLAHOMA	W	14-4 (7)
4/29	at Oral Roberts	W	4-1 (12)
5/2	at Kansas	L	3-11
5/3	at Kansas	L	4-6
5/4	at Kansas	L	1-4
5/6	at Dallas Baptist	W	18-3
5/15	WEST VIRGINIA	W	4-3 (11)
5/16	WEST VIRGINIA	W	3-2
5/17	WEST VIRGINIA	W	4-0
Big 12 Championship (Bricktown Ballpark) - Oklahoma City, Okla.			
5/21	vs. #19 Texas	L	3-8
5/22	vs. Oklahoma	L	8-9

NCAA Coral Gables Regional - Coral Gables, Fla.

5/30 vs. Columbia W 3-2

5/31 at #3 Miami (Fla.) W 3-0

6/1 at #3 Miami (Fla.) L 1-2 (10)

6/2 at #3 Miami (Fla.) W 4-0

NCAA Lubbock Super Regional - Lubbock, Texas

6/7 #16 COLLEGE OF CHARLESTON W 1-0

6/8 #16 COLLEGE OF CHARLESTON W 1-0

NCAA College World Series - Omaha, Neb.

6/15 vs. #2 TCU L 2-3

6/17 vs. #4 Ole Miss L 1-2

PLAYERS: Pitchers - Dylan Dusek (LHP), Jonny Drozd (LHP), Cameron Smith (LHP), Chris Sadberry (LHP), Dominic Moreno (RHP), Corey Taylor (RHP), Johnathon Tripp (RHP), Ryan Moseley (RHP), Dalton Brown (RHP), Nick Pettus (RHP), Ty Damron (LHP), Matt Withrow (RHP), Sean Thompson (RHP), Justin Bethard (RHP), Matt Custred (RHP), Heath Herrington (RHP/OF)...

Position Players - Adam Kirsch (OF/DH), Eric Gutierrez (1B), Stephen Smith (OF), Jake Barrios (3B), Bryant Burleson (2B), Tyler Neslony (OF), Zach Davis (OF), Mason Randolph (C), Alec Humphreys (3B/OF), Tim Proudfoot (SS), Anthony Lyons (OF), Devon Conley (OF), Hunter Redman (C), Tyler Floyd (C), Matt Broadbent (SS/3B), Ryan Long (3B/SS), Todd Ritchie (OF)

### SEASON NOTES

- First NCAA Regional championship in school history.
- First NCAA Super Regional and College World Series appearance.
- Tim Tadlock named Regioinal and National Coach of the Year.

## HONORS AND AWARDS

### AMERICAN ASSOCIATION OF COLLEGE BASEBALL COACHES

Jerry Haggard (Second Team) 1969

### COLLEGEBASEBALLINSIDER.COM ALL-AMERICA

John Neely (Honorable Mention) 2011  
Jamodrick McGruder (Second Team) 2012

### COLLEGIATE BASEBALL FRESHMAN ALL-AMERICA

Josh Bard (First Team) 1997  
Brennan Burns (Honorable Mention) 1998  
Roger Kieschnick (First Team) 2006  
Miles Morgan (First Team) 2006  
Barrett Barnes 2010  
Jamodrick McGruder 2010  
David Paiz 2011  
Eric Gutierrez 2013  
Jarrard Poteete 2013  
Dylan Dusek 2014  
Stephen Smith 2014

### BASEBALL AMERICA FRESHMAN ALL-AMERICA

Mike Humphreys (Second Team) 1986  
Josh Bard (First Team) 1997  
Barrett Barnes (First Team) 2010

### NCBWA FRESHMAN ALL-AMERICA

Barrett Barnes (First Team) 2010

### PING! FRESHMAN ALL-AMERICA

Barrett Barnes (First Team) 2010

### ACADEMIC ALL-AMERICA

Bobby Lewis (2nd Team) 1973  
Gene Segrist (1st Team) 1981  
Kevin Rucker (2nd Team) 1981  
Gene Segrist (1st Team) 1983  
Clint Bryant (1st Team) 1995  
Clint Bryant (1st Team - Student-Athlete of the Year) 1996  
Jimmy Frush (1st Team) 1996  
Matt Miller 1996  
Jimmy Frush (2nd Team) 1997  
Brandon Buckley 1998  
Steve Rowe (2nd Team) 2002

### NCBWA PLAYER OF THE YEAR AWARD FINALIST

Clint Bryant 1995  
Clint Bryant 1996

### NCBWA PLAYER OF THE YEAR AWARD SEMI-FINALIST

Clint Bryant 1995  
Clint Bryant 1996  
Joe Dillon 1997  
Josh Bard 1998  
Shane Wright 1998  
Josh Bard 1999

### ABCA ALL-REGION

Ruben Garcia, P 1972  
Doug Ault, 1B 1972  
Barry Hoffpauir, SS 1972  
Gary Ashby, 1B 1976  
Ron Mattson, SS 1976  
Gary Ashby, 1B 1977  
Paul Johnson, OF 1977  
Gary Simms, DH 1977  
Larry Selby, OF 1978  
Lary Selby, OF 1979  
Bobby Kohler, OF 1979  
Larry Selby, OF 1980  
Brooks Wallace, SS 1980  
Bobby Kohler, OF 1981  
Bobby Kohler, OF 1982  
Jimmy Zachry, 3B 1983  
Gene Segrist, 1B 1983  
John Grimes, C 1984  
Mike Humphreys, OF 1987  
Mike Humphreys, OF 1988  
Donald Harris, OF 1989  
Mark Brandenburg, P 1991  
Mark Brandenburg, P 1992  
Travis Driskill, P 1993  
Saul Bustos, 3B, SS 1993  
Saul Bustos, 3B, SS 1994  
Ryan Nye, P 1994  
Jason Totman, 2B 1994  
Brandon Welch, DH 1994  
Jason Totman, 2B 1995  
Randy DuRoss, 1B 1995  
David Lindstrom, C 1995  
Clint Bryant, 3B 1995  
Clint Bryant, 3B 1996  
Matt Kastelic, OF 1996  
David Lindstrom, C 1996  
Jimmy Frush, P 1996  
Matt Miller, P 1996  
Stubby Clapp, 2B 1996  
Dion Ruecker, SS 1996  
Jason Gooding, P 1997  
Joe Dillon, 1B 1997  
Keith Ginter, 2B 1997  
Shane Wright, P 1997  
Josh Bard, C 1998  
Keith Ginter, 2B 1998  
Shane Wright, P 1998  
Josh Bard, C 1999  
Brad Ralston, P 1999  
Nick Blankenship, 3B 2001  
Brandon Roberson, P 2001  
Gera Alaverz, SS (First Team) 2002  
Steve Rowe, P (Second Team) 2002  
Josh Brady, OF (First Team) 2004  
Cameron Blair, SS (First Team) 2004  
Roger Kieschnick, OF (Second Team) 2007  
Roger Kieschnick, OF (First Team) 2008  
Chris Richburg, 1B (Second Team) 2009  
Jamodrick McGruder, 2B (Second Team) 2012  
Barrett Barnes, CF (Second Team) 2012  
Eric Gutierrez, 1B (Second Team) 2014  
Tyler Neslony, OF (Second Team)

### ABCA RAWLINGS DIVISION I GOLD

#### GLOVE AWARD

Kelby Tomlinson (Shortstop) 2011

#### DICK HOWSER TROPHY - SEMIFINALIST

Jamodrick McGruder (Second Base) 2012  
Josh Brady (First Base) 2004

#### COLLEGIATE BASEBALL PLAYER OF THE WEEK

Joe Dillon April 7, 1997  
Monty Ward March 16, 1998  
Jon Weber February 1, 1999  
Josh Brady February 10, 2004  
Miles Morgan March 21, 2006  
Bobby Doran May 3, 2010

#### USA BASEBALL TEAM MEMBERS

Josh Bard, C 1997  
Larry Hays, Asst. Coach 1997  
Monty Ward, P 1997  
Josh Bard, C 1998  
Shane Wright, P 1998  
Roger Kieschnick, OF 2006  
Roger Kieschnick, OF 2007  
Chad Bettis, RHP 2009

#### USA BASEBALL INVITEES

Josh Bard, C 1997  
Monty Ward, RHP 1997  
Josh Bard, C 1998  
Miles Durham, OF 1998  
Shane Wright, RHP 1998  
Roger Kieschnick, OF 2006  
Roger Kieschnick, OF 2007  
Chad Bettis, RHP 2009

#### OLYMPIC TRIALS INVITEES

Matt Miller, P 1993  
Matt Miller, P 1994  
Matt Miller, P 1995  
Clint Bryant, 3B 1995  
Matt Miller, P 1996  
Clint Bryant, 3B 1996

#### GOLDEN SPIKES AWARD LIST

Clint Bryant, 3B 1995  
Joe Dillon, 1B 1997  
Josh Bard, C 1998  
Shane Wright, RHP 1998  
Chad Bettis, RHP 2010  
Trey Masek, RHP 2013

#### GOLDEN SPIKES AWARD FINALIST

Clint Bryant, 3B 1995  
Joe Dillon, 1B 1997

#### GREGG OLSON BREAKOUT POY AWARD FINALIST

Tyler Neslony, OF 2014

## HONORS AND AWARDS

### COLLEGE BASEBALL HOF NATIONAL COACH OF THE YEAR

Tim Tadlock..... 2014

### ABCA MIDWEST REGION COACH OF THE YEAR

Tim Tadlock..... 2014

### ALL BIG 12 CONFERENCE

#### First Team

JJoe Dillon (1B)..... 1997  
Keith Ginter (2B)..... 1997  
Jason Gooding (SP)..... 1997  
Shane Wright (SP)..... 1997  
Josh Bard (C)..... 1998  
Keith Ginter (INF)..... 1998  
Shane Wright (SP)..... 1998  
Josh Bard (C)..... 1999  
Brandon Roberson (RP)..... 1999  
Nick Blankenship (3B)..... 2001  
Brandon Roberson (SP)..... 2001  
Austin Cranford (UTL)..... 2001  
Steve Rowe (RP)..... 2002  
Gera Alvarez (SS)..... 2002  
Jon Slack (OF)..... 2002  
Josh Brady (1B)..... 2004  
Michael Mask (OF)..... 2004  
Cameron Blair (SS)..... 2004  
Cameron Blair (INF)..... 2005  
Joey Callender (INF)..... 2005  
Roger Kieschnick (OF)..... 2006  
Chris Richburg (INF)..... 2009  
Barrett Barnes (OF)..... 2011  
David Paiz (UTL)..... 2011  
Barrett Barnes (OF)..... 2012  
Jamodrick McGruder (INF)..... 2012  
Eric Gutierrez (INF)..... 2014  
Adam Kirsch (DH)..... 2014  
Tim Proudfoot (INF)..... 2014

#### Second Team

Josh Bard (C)..... 1997  
Monty Ward (SP)..... 1997  
Kevin Jordan (INF)..... 1998  
Jason Huth (INF)..... 1998  
Ryan Ruiz (OF)..... 1998  
Ryan Ruiz (OF)..... 1999  
Shane Wright (SP)..... 1999  
Gera Alvarez (SS)..... 2001  
Chris Phillips (SP)..... 2001  
Kerry Hodges (OF)..... 2001  
Willie Durazo (C)..... 2002  
Corey Gerstner (RP)..... 2004  
Josh Haney (3B)..... 2004  
Matt Smith (C)..... 2006  
Roger Kieschnick (OF)..... 2007  
Roger Kieschnick (OF)..... 2008  
Willie Rueda (INF)..... 2009  
Barrett Barnes (INF)..... 2010  
Scott LeJeune (DH)..... 2010  
Chad Bettis (RP)..... 2010  
Kelby Tomlinson (INF)..... 2011

John Neely (RP)..... 2011  
Scott LeJeune (INF)..... 2012  
Jake Barrios (INF)..... 2013  
Tyler Neslony (OF)..... 2014  
Hunter Redman (C)..... 2014  
Chris Sadberry (SP)..... 2014

#### Honorable Mention

Brad Ralston (SP)..... 1997  
Brandon Toro (OF)..... 1997  
Monty Ward (SP)..... 1998  
Jason Huth (3B)..... 1999  
Lance Woodcock (SS)..... 1999  
Jason Rainey (OF)..... 2001  
Tony Arnerich (C)..... 2001  
Blake McGinley (SP)..... 2001  
Bryon Smith (1B)..... 2002  
Scooter Jordan (OF)..... 2002  
Dallas Braden (SP)..... 2004  
Carey Avants (3B)..... 2005  
Cody Fuller (OF)..... 2005  
Cooper Fouts (C)..... 2005  
Billy Carline (SP)..... 2005  
Tanner McElroy (SP)..... 2005  
Willie Rueda (2B)..... 2006  
Miles Morgan (SP)..... 2006  
Kyle Martin (SS)..... 2007  
Matt Smith (C)..... 2007  
James Leverton (1B)..... 2007  
Willie Rueda (2B)..... 2008  
Taylor Ashby (OF)..... 2009  
Chad Bettis (RP)..... 2009  
Joe Kenworthy (INF)..... 2009  
Scott LeJeune (DH)..... 2009  
Bobby Doran (RHP)..... 2010  
Joey Kenworthy (INF)..... 2010  
Jamodrick McGruder (INF)..... 2010  
Jeremy Mayo (C)..... 2010  
Michael Reed (OF)..... 2010  
Bo Altobelli (C)..... 2011  
Jamodrick McGruder (INF)..... 2011  
Reid Redman (INF)..... 2011  
Bo Altobelli (C)..... 2012  
Duke von Schamann (SP)..... 2012  
Shane Broyles (RP)..... 2012  
Trey Masek (SP)..... 2013  
Jarrard Poteete (DH)..... 2013  
Bryant Burleson (INF)..... 2014  
Jonny Drozd (RP)..... 2014  
Cameron Smith (RP)..... 2014

#### Big 12 All-Freshman Team

Trey Masek (RHP)..... 2011  
David Paiz (UTL)..... 2011  
Tim Proudfoot (SS)..... 2012  
Jarrard Poteete (DH)..... 2013  
Stephen Smith (OF)..... 2014

#### Big 12 Coach of the Year

Larry Hays..... 1997

#### Big 12 Player of the Year

Joe Dillon..... 1997

#### Big 12 Freshman of the Year

Josh Bard  
(C)..... 1997  
Roger Kieschnick  
(Player - OF)..... 2006  
Miles Morgan  
(Pitcher - SP)..... 2006  
Barrett Barnes (1B)..... 2010

#### Big 12 Newcomer of the Year

Keith Ginter..... 1997  
Adam Kirsch (DH)..... 2014

#### Big 12 Tournament MVP

Josh Bard (C)..... 1998

#### All-Big 12 Tournament

Joe Dillon..... 1997  
Jason Landreth..... 1997  
Jason Gooding..... 1997  
Brandon Toro..... 1997  
Josh Bard (MVP)..... 1998  
Keith Ginter..... 1998  
Jason Landreth..... 1998  
Brennan Burns..... 1998  
Shane Wright..... 1998  
Josh Bard..... 1999  
Jake Brown..... 2002  
Patrick Smart..... 2006  
Barrett Barnes..... 2010  
Chad Bettis..... 2010

#### ACADEMIC ALL-BIG 12

##### First Team Honors

Jimmy Frush (Sr.)..... 1997  
Brandon Buckley (So.)..... 1997  
Steve Richardson (Fr.)..... 1997  
Brandon Buckley (Jr.)..... 1998  
Brad Ralston (Jr.)..... 1998  
Monty Ward (Jr.)..... 1998  
J.J. Newman (Sr.)..... 2002  
Brent Fossum (So.)..... 2002  
Steve Rowe (Sr.)..... 2002  
Cody Fuller (Sr.)..... 2005  
Patrick Smart (Sr.)..... 2006  
Roger Kieschnick (So.)..... 2007  
Jason Seefeld (Jr.)..... 2007  
Chris Ortmeier (Sr.)..... 2007  
Roger Kieschnick (Jr.)..... 2008  
Brian Cloud (Jr.)..... 2008  
Jason Seefeld (Sr.)..... 2008  
Taylor Ashby (Jr.)..... 2009  
Brian Cloud (Sr.)..... 2009  
Miles Morgan (Sr.)..... 2009  
Chris Richburg (Sr.)..... 2009  
Justin Cooper (Jr.)..... 2010  
Bobby Doran (Jr.)..... 2010  
Bonham Hough (Sr.)..... 2010

Scott LeJeune (So.)..... 2010  
Zach Fowler (Jr.)..... 2011  
Nick Hanslik (So.)..... 2011  
Reid Redman (Jr.)..... 2011  
Bo Altobelli (Jr.)..... 2012  
Scott LeJeune (Jr.)..... 2012  
Jordan Lopez (Fr.)..... 2012  
David Paiz (So.)..... 2012  
Reid Redman (Sr.)..... 2012  
Rusty Shellhorn (Jr.)..... 2012  
Brennan Stewart (Sr.)..... 2012  
Bryant Burleson (So.)..... 2013  
Trey Masek (Jr.)..... 2013  
Bryant Burleson (Jr.)..... 2014

#### Second Team

Carter Ayers (Jr.)..... 1997  
Brent Huddleston (Jr.)..... 1997  
Brad Ralston (So.)..... 1997  
Joe Smith (Fr.)..... 1997  
Kirk Ulrich (Jr.)..... 1997  
Monty Ward (So.)..... 1997  
Josh Bard (Jr.)..... 1999  
Jason Huth (Sr.)..... 1999  
Brad Ralston (Sr.)..... 1999  
Travis McElroy (Sr.)..... 2002  
Matt Harbin (Sr.)..... 2002  
Tanner McElroy (Sr.)..... 2005  
Trey Stewart (Sr.)..... 2006  
Drew Evans (So.)..... 2007  
Brian Cloud (Jr.)..... 2007  
Sam Janca (So.)..... 2008  
A.J. Ramos (Jr.)..... 2008  
Robbie Kilcrease (So.)..... 2009  
Cory Large (Sr.)..... 2009  
A.J. Ramos (Sr.)..... 2009  
Taylor Ashby (Sr.)..... 2010  
Scott Erzinger (Fr.)..... 2010  
Nick Popescu (Jr.)..... 2010  
Kevin Whitehead (So.)..... 2010  
Barrett Barnes (So.)..... 2011  
Brennan Stewart (Jr.)..... 2011  
Barrett Barnes (Jr.)..... 2012  
Trey Masek (So.)..... 2012  
Jerad McCrummen (Jr.)..... 2012  
Jamen Parten (Jr.)..... 2012  
Jerad McCrummen (Sr.)..... 2013  
Tim Proudfoot (So.)..... 2013  
Zach Davis (So.)..... 2014  
Johnathon Tripp (So.)..... 2014

## HONORS AND AWARDS

### ALL-SWC CONFERENCE

#### First Team

Jerry Haggard.....	1968
Jerry Haggard.....	1969
Jim Montgomery.....	1969
John Owens.....	1971
Ruben Garcia.....	1971
Ruben Garcia.....	1972
Doug Ault.....	1972
Barry Hoffpauir.....	1972
Ron Mattson.....	1975
Ron Mattson.....	1976
Gary Ashby.....	1976
Gary Ashby.....	1977
Bryan Cowen.....	1977
Paul Johnston.....	1977
Gary Simms.....	1977
Larry Selby.....	1978
Larry Selby.....	1979
Brooks Wallace.....	1980
Bobby Kohler.....	1980
Steve Ibarguen.....	1980
Kevin Rucker.....	1980
Jimmy Zachry.....	1980
Bobby Kohler.....	1981
Rusty Laughlin.....	1981
Pat Moore.....	1981
Mark McDowell.....	1981
David Carroll.....	1982
Andy Dawson.....	1982
John Grimes.....	1982
Bobby Kohler.....	1982
Jimmy Zachry.....	1982
Jimmy Zachry.....	1983
Gene Segrist.....	1983
John Grimes.....	1984
Todd Howey.....	1984
Mark Michna.....	1984
Kevin Lowery.....	1986

Johnny Vidales.....	1986
Mike Humphreys.....	1986
Mike Humphreys.....	1987
Mike Humphreys.....	1988
Tommy Hernandez.....	1988
Gilbert Arredondo.....	1988
Donald Harris.....	1989
Jeff Beck.....	1989
Tony Tijerina.....	1990
Chris Moore.....	1990
Mark Brandenburg.....	1991
Wes Shook.....	1991
Mark Brandenburg.....	1992
Wes Shook.....	1992
Randy DuRoss.....	1992
Kent Blasingame.....	1992
Travis Driskill.....	1993
Travis Gage.....	1993
Saul Bustos.....	1993
Trey Forkerway.....	1993
Mike Kinney.....	1993
Clint Bryant.....	1993
Ryan Nye.....	1994
Jason Totman.....	1994
Saul Bustos.....	1994
Brandon Welch.....	1994
Robin Harris.....	1994
Clint Bryant.....	1995
Jason Totman.....	1995
Randy DuRoss.....	1995
David Lindstrom.....	1995
Jeff Peck.....	1995
Jimmy Frush.....	1995
Clint Bryant.....	1996
David Lindstrom.....	1996
Matt Kastelic.....	1996
Jimmy Frush.....	1996
Matt Miller.....	1996

#### Second Team

Brandon Welch.....	1995
Travis Smith.....	1995
Matt Miller.....	1995
Dion Ruecker.....	1996
Ryan Brewer.....	1996

#### SWC Newcomer of the Year

Saul Bustos.....	1993
Ryan Nye.....	1994

#### SWC Freshman of the Year

Todd Howey.....	1983
Mike Humphreys.....	1986
Randy DuRoss.....	1992
Clint Bryant.....	1993

#### SWC Player of the Year

John Grimes.....	1984
Mark Brandenburg.....	1991
Clint Bryant.....	1995
Clint Bryant.....	1996

#### All-SWC Tournament

Kyle Fahrenthold.....	1980
Trey Forkerway.....	1993
Robin Harris.....	1994
Brandon Welch.....	1994
Travis Smith.....	1994
Brody Gregg.....	1994
Saul Bustos.....	1994
Jason Totman (MVP).....	1995
Clint Bryant.....	1995
Travis Smith.....	1995
Dion Ruecker.....	1995
Matt Kastelic.....	1995
Matt Kastelic.....	1996
Clint Bryant.....	1996
Dion Ruecker.....	1996

#### SWC Tournament MVP

Jason Totman.....	1995
-------------------	------

# Fearless.

Basketball



## YEAR-BY YEAR RECORDS

Year	Record	Conference/Finish	Head Coach
1925-26	6-8	Not in Conference	Grady Higgenbotham
1926-27	8-10	Not in Conference	Grady Higgenbotham
1927-28	9-7	Not in Conference	Victor Payne
1928-29	9-8	Not in Conference	Victor Payne
1929-30	13-6	Not in Conference	Victor Payne
1930-31	11-9	Not in Conference	W.L. Golightly
1931-32	9-14	Not in Conference	Dell Morgan
1932-33	15-8	Border: 8-0/1st	Dell Morgan
1933-34	18-5	Border: 7-1/1st	Dell Morgan
1934-35	14-10	Border: 9-1/1st	Virgil Ballard
1935-36	10-10	Border: 8-6/3rd	Berl Huffman
1936-37	18-7	Border: 8-6/2nd	Berl Huffman
1937-38	9-13	Border: 7-7/5th-tie	Berl Huffman
1938-39	13-6	Border: 13-3/2nd	Berl Huffman
1939-40	21-7	Not in Conference	Berl Huffman
1940-41	19-6	Not in Conference	Berl Huffman
1941-42	16-11	Border: 12-4/2nd	Berl Huffman
1942-43	13-10	Border: 9-7/5th	Polk Robison
1943-44	5-18	Not in Conference	Polk Robison
1944-45	10-14	Border: 7-6/5th	Polk Robison
1945-46	12-9	Border: 6-4/4th	Polk Robison
1946-47	10-12	Border: 8-8/5th-tie	Berl Huffman
1947-48	16-12	Border: 10-6/2nd	Polk Robison
1948-49	21-9	Border: 11-5/2nd	Polk Robison
1949-50	14-12	Border: 8-8/5th	Polk Robison
1950-51	14-14	Border: 10-6/3rd	Polk Robison
1951-52	14-10	Border: 9-5/3rd	Polk Robison
1952-53	12-10	Border: 9-5/3rd	Polk Robison
1953-54	21-5	Border: 11-1/1st	Polk Robison
1954-55	18-7	Border: 9-3/1st-tie	Polk Robison
1955-56	12-12	Border: 8-4/1st	Polk Robison
1956-57	12-11	SWC Member Elect	Polk Robison
1957-58	15-8	SWC: 8-6/3rd-tie	Polk Robison
1958-59	15-9	SWC: 8-6/3rd	Polk Robison
1959-60	10-14	SWC: 7-7/4th-tie	Polk Robison
1960-61	14-11	SWC: 11-3/1st	Polk Robison
1961-62	19-8	SWC: 11-3/1st-tie	Gene Gibson
1962-63	6-17	SWC: 6-8/4th-tie	Gene Gibson
1963-64	16-7	SWC: 11-3/2nd	Gene Gibson
1964-65	17-6	SWC: 12-2/1st-tie (ineligible)	Gene Gibson
1965-66	13-11	SWC: 8-6/3rd	Gene Gibson
1966-67	9-15	SWC: 7-7/5th	Gene Gibson
1967-68	10-14	SWC: 5-9/7th-tie	Gene Gibson
1968-69	11-13	SWC: 6-8/4th-tie	Gene Gibson
1969-70	14-10	SWC: 8-6/3rd-tie	Bob Bass
1970-71	16-10	SWC: 9-5/3rd	Bob Bass / Gerald Myers
1971-72	14-12	SWC: 8-6/5th	Gerald Myers
1972-73	19-8	SWC: 12-2/1st	Gerald Myers
1973-74	17-9	SWC: 10-4/2nd-tie	Gerald Myers
1974-75	18-8	SWC: 11-3/2nd-tie	Gerald Myers
1975-76	25-6	SWC: 13-3/2nd	Gerald Myers
1976-77	20-9	SWC: 12-4/3rd	Gerald Myers
1977-78	19-10	SWC: 10-6/4th	Gerald Myers
1978-79	19-11	SWC: 9-7/4th-tie	Gerald Myers
1979-80	16-13	SWC: 8-8/4th-tie	Gerald Myers
1980-81	15-13	SWC: 8-8/4th-tie	Gerald Myers
1981-82	17-11	SWC: 8-8/6th	Gerald Myers
1982-83	12-19	SWC: 7-9/6th	Gerald Myers
1983-84	17-12	SWC: 10-6/4th	Gerald Myers
1984-85	23-8	SWC: 12-4/1st	Gerald Myers
1985-86	17-14	SWC: 9-7/5th	Gerald Myers
1986-87	15-14	SWC: 9-7/3rd-tie	Gerald Myers
1987-88	9-19	SWC: 4-12/7th-tie	Gerald Myers
1988-89	13-15	SWC: 8-8/4th-tie	Gerald Myers
1989-90	5-22	SWC: 0-16/9th	Gerald Myers

1990-91	8-23	SWC: 4-12/7th-tie	Gerald Myers
1991-92	15-14	SWC: 6-8/5th	James Dickey
1992-93	18-12	SWC: 6-8/5th	James Dickey
1993-94	17-11	SWC: 10-4/2nd-tie	James Dickey
1994-95	20-10	SWC: 11-3/1st-tie	James Dickey
1995-96	28-1	SWC: 14-0/1st	James Dickey
1996-97	19-9	Big 12: 10-6th^	James Dickey
1997-98	13-14	Big 12: 7-9/7th-tie	James Dickey
1998-99	13-17	Big 12: 5-11/11th	James Dickey
1999-00	12-16	Big 12: 3-13/11th	James Dickey
2000-01	9-19	Big 12: 3-13th	James Dickey
2001-02	23-9	Big 12: 10-6/3rd-tie	Bob Knight
2002-03	22-13	Big 12: 6-10/7th-tie	Bob Knight
2003-04	23-11	Big 12: 9-7/5th-tie	Bob Knight
2004-05	22-11	Big 12: 10-6/4th	Bob Knight
2005-06	15-17	Big 12: 6-10/7th-tie	Bob Knight
2006-07	21-13	Big 12: 9-7/5th	Bob Knight
2007-08	16-15	Big 12: 7-9/7th-tie	Bob Knight / Pat Knight
2008-09	14-19	Big 12: 3-13/11th	Pat Knight
2009-10	19-16	Big 12: 4-12/9th-tie	Pat Knight
2010-11	13-19	Big 12: 5-11/10th-tie	Pat Knight
2011-12	8-23	Big 12: 1-17/10th	Billy Gillispie
2012-13	11-20	Big 12: 3-15/9th	Chris Walker
2013-14	14-18	Big 12: 5-10/T8th	Tubby Smith

^ Texas Tech forfeited 11 wins during the 1996-97 season for the use of an ineligible player. Total records below reflect those changes.

## HEAD COACHES' RECORDS

Name	Tenure (Yrs)	Overall Record	Conf. Record
Grady Higgenbotham	1925-27 (2)	14-18 .438	n/a
Victor Payne	1927-30 (3)	31-21 .596	n/a
W.L. Golightly	1930-31 (1)	11-9 .550	n/a
Dell Morgan	1931-34 (3)	42-27 .609	12-2
Virgil Ballard	1934-35 (1)	14-10 .583	9-1
Berl Huffman	1935-42, 1946-47 (8)	116-72 .617	70-36
Polk Robison	1942-46, 1947-61 (18)	252-196 .563	133-75
Gene Gibson	1961-69 (8)	101-91 .526	66-46
Bob Bass	1969-71 (1.5)	22-15 .595	9-6
Gerald Myers	1971-91 (20.5)	326-261 .555	180-145
James Dickey	1991-2001 (10)	153-134 .533	65-85
Bob Knight	2001-08 (6.7)	138-82 .627	53-49
Pat Knight	2008-2011 (3.3)	50-61 .450	16-42
Billy Gillispie	2011-2012 (1)	8-23 .258	1-17
Chris Walker (interim)	2012-2013 (1)	11-20 .355	3-15
Tubby Smith	2013-Pres. (1)	14-18 .438	5-10
<b>Overall</b>	<b>87 seasons</b>	<b>1,303-1,058</b>	<b>623-531</b>





## ALL-TIME LETTERMEN

## -A-

Adams, Luke	2012-Present
Akin, Dudley	1938
Alderson, Jack	1950-52
Allen, George	1941-43
Anderson, Quentin	1982-85
Andes, Bob	1941
Apple, Don	1957-59
Arenas, Jesus	2001
Arrington, Gene	1958-60
Artis, Maurice	1988
Ashley, Damon	1991-93
Austin, Allen	1991-93
Averil, Gracen	1997

## -B-

Bailey, Phil	1972-75
Bailey, Stacy	1991-92
Bain, I.F.	1938
Baker, Howard	1929-31
Banks, Jevon	1999
Banks, William	1943, 47-49
Barnard, Charley	1938
Barnes, Brock	1995-98
Barriere, Bryan	1986-87
Bass, Rodney	2000-01
Barton, Ardis	1946, 48-49
Battie, Tony	1995-97
Baxter, Joe	1978-79
Bechtol, Hubert	1944
Belchif, George	1949
Benford, Tony	1983-86
Blackmon, Esten	1954
Blackshear, DuWayne	1953-56
Blackwell, Jan	1944
Bolding, Duward	1953-54
Bonewitz, Stan	1995-99
Bonner, Trenton	1966-68
Bouldin, Bob	1951-53
Bowles, Wayne	1947-49
Brannon, Lee	1945
Brashear, Robert	1988-89
Brewer, Mike	1992
Brewster, Ralph	1978-81
Bridges, Frank	1935
Briscoe, Jesse	1933
Broderick, J.W.	1929
Brown, Barron	1989-93
Brown, Irl	1950-52
Brown, Jamal	2000-01
Brown, Marshall	1939-40
Buchanan, Bill	1955-56
Bufkin, Costin	1945-47
Bullock, Rick	1972-76
Burgess, Charlie	2006-07
Butts, Derex	1989-91
Buttall, Jeremy	2005

## -C-

Callahan, J.R.	1942-43
Carr, Cory	1995-98
Carmichael, Ross	1997-98
Carpenter, Eugene	1953-56
Case, Robert	1936-37
Cassidy, Chris	2000-01
Chavis, Wil	2001-02
Chism, Dewayne	1986-87
Churchill, Winston	1943-47
Clanford, Jay	1945
Claver, Athol	1946
Clark, Tom	1961
Clayton, Guy	1992-94
Cline, William	1929
Close, John A.	1946
Cloyd, A.E.	1938
Coffey, Milton	1936
Coffman, Drew	2003-04
Cohadarevic, Darko	2008-09
Collins, Chad	1991-95
Combs, Eddie	1971
Cope, Bill	1945
Cook, Marshall	1934
Cook, Trevor	2007-09
Cooper, Dale	1944
Cooper, Delbert	1945
Cooper, Gionet	1994-97
Cooper, Paul	2010-11
Coppedge, Glenn	1928-29
Corbin, Dan	1936
Cox, Norman	1941-43
Craig, Rogdrick	2007-08
Crawford, Jerry	1945
Crews, Alvin	1931-32
Crews, Leroy	1934-35
Crews, Walter	1947
Crockett, Jaye	2011-14
Crowe, Greg	1985-88
Cummings, Logan	1956-57
Curry, Herbert	1937

## -D-

Dale, Brad	1990-93
Dale, Lamont	1990-92
Dallas, Don	1946
Dalton, L.C.	1929-32
Darr, Aub F.	1930-33
Davis, Danny	1966
Davis, Mark	1973-75
Davis, Mark	1993-95
Davis, Mike	2010-11
Davis, Preston	1958
Day, Bobby	1951-52
Dean, Travis	1926-27
DeBem, Ricardo	2007
Dennison, Russell	1926
Denney, Harold	1963-65
Dietering, Earl	1952
Dillon, Jack	1944
Dobbs, Joe	1966-68
Doda, Tobin	1983-86
Dora, Darryl	2003-06
Doudney, Nathan	2001-02
Douglas, Ron	1970-72
Dukes, C.W.	1948-49
Dukes, Grant	1975-77
Dukes, Ron	1970-72
Duncan, Todd	1988-89
Dunn, Harvey	1931-33
Dunn, Steve	1974-77
Dunn, Wally	2008-11
Durham, Duane	1953

## -E-

Echols, Robert	1958, 60
Eddins, Bill	1945, 49
Eddins, Jim	1950-55
Edwards, Mike	1976-78
Edwards, Walter	1960
Elam, Royce	1956-57
Ellis, Andy	1998-01
Emmett, Andre	2000-03
Erwin, Elvis	1941-42

## -F-

Farley, Mike	1962-64
Fisher, Leon	1929-32
Flemons, Will	1989-93
Foster, Alex	2014
Fox, Joe	1963
Franse, Nelson	1980-81
Freeman, Claude	1944
Fullerton, Jimmy	1966-67
Furgeson, Royal	1962

## -G-

Garrett, Authur	1935, 37
Garrison, Samuel "Slim"	1937-38
Gaskin, Olen	1936
Gay, Sean	1986-89
Gentry, Allen	1939
Gerron, Jake	1939-41
Gibson, Eugene	1947-50
Gibson, Sterling	1956-57
Gilbreath, Byron	1941-42
Giles, Devonne	2003-04
Gilley, Gabe	1939-42
Gilley, T.L.	1936-40
Gilmore, Wilson	1933-35
Gindorf, Bobby	1961-63
Glover, Bob	1966-67
Gooden, Mike	1962-64
Gotcher, Toddrick	2013-Present
Gray, Josh	2013
Green, Truman	1933
Grimes, W.J.	1929
Grissom, Leon	1944
Grove, Don	1944-45, 1948-49
Grundy, Scotty	1951-53
Grusing, Jonny	1987-91
Guy, Ricky	1981-82

## -H-

Haggard, Jerry	1966-68
Hale, Billy	1942
Hale, Robert	1935-37
Haley, Jerry	1963
Hallum, Glen	1963-65
Ham, Darwin	1993-96
Hamm, Jason	1993-95
Hannahs, Dusty	2013-14
Hardesty, Joe	1933
Hardy, Gene	1945-47
Hardin, Steve	1967-69
Hart, Benny	1929-30
Haskin, Paul	1944-45
Hastings, Richard	1992
Hawkins, Ernest	1945, 47-48
Hawkins, Joey	2005
Head, Garland	1942-43, 46-47
Hemphill, Kenneth	1926-28
Henderson, John	1938
Henderson, Rodney	1986-88
Hennig, Roger	1960-62
Hill, Ben	1979-81
Hill, James	1947-49
Hill, Leon	1957-59
Hitt, Rex	1951-53
Hobbs, Ronald	1999-01
Hodges, Clarence	1929-32
Hoffmeister, Tyler	2006-07
Holly, Lenny	1992-93
Hudgens, Harold	1959, 61-62
Hughes, Lance	1991-95
Hunter, M.C.	1926-29
Huston, Geoff	1976-79

## ALL-TIME LETTERMEN

## -I-

Ince, Carl 1953-55  
Irons, Edwin 1940-42  
Irvin, Ray 1983-86

## -J-

Jackson, Chester 1945-46, 48-49  
Jackson, Jarrilus 2003-06  
Jackson, Nate 1992  
Jenkins, Theron 2009  
Jennings, Bubba 1981, 83-85  
Jennings, Grady 1929  
Jennings, Leslie 1927-28  
Johnson, Charles 1982  
Johnson, David 1969-71  
Johnson, James 1987-90  
Johnson, Tom 1957  
Johnson, Virgil 1951-53  
Johnson, William 1972-75  
Jones, Deuce 1996-97  
Jones, Zach 2010-11

## -K-

Kaberline, Eugene 1971-73  
Kechan, Dale 1958-60  
Keller, Kenny 1986-88  
Kelley, Bill 1936  
Kelley, Bill 1945-46  
Kelley, Larry 1985-86  
Kelsey, Cecil 1929  
Kennard, Brodney 1998-00  
Kerr, Horace 1929  
Kerr, James 1928  
Kerr, Jay 1945-48  
Key, Chuck 1957-59  
Key, DuWayne 1960  
Kinney, Frank 1950  
Kitchens, Keith 1975-77  
Knolle, Gene 1970-71  
Kravic, Dejan 2013-14

## -L-

Lammert, Clark 2012-Present  
Layne, Mario 1998-00  
Lee, Steve 1959-60  
Lemon, Neel 1973-75  
Lemmons, John 1961  
Lethridge, Zebbie 1993-94  
Lewandowski, Robert 2009-12  
Liggins, Rudy 1974-76  
Little, David 1979-80  
Little, Jack 1950  
Little, Richard 1971-73  
Lloyd, Bernard 1993-95  
Locke, Lewis 1940-41  
Lofland, Bob 1946-47

Long, Edgar 1943  
Loter, Henry 1933-34  
Lowe, Wes 1986-90  
Lowery, Greg 1969-72  
Lowhorn, Dior 2005  
Lucas, Glen 1950  
Lunn, Nat 1974  
Lyles, Jimmy 1963  
Lynch, Charles 1957-59

## -M-

Malaise, "Dub" 1964-66  
Malone Jr., Moses 1999-00  
Mansell, W.E. 1926  
Marks, Leon 1933  
Marshall, Curtis 2003-04  
Marshall, Michael 2000-03  
Martin, Jason 1994-96  
Martin, Lewis 1950-53  
Martin, Wallace 1943  
Mason, Jerry 1987-90  
Mauk, Bryan 1972-75  
Maxwell, Wm. Allan 1929-30  
Mays, Stan 2014  
McAlister, Gilbert 1948  
McAnnally, J.P. 1949  
McCauley, Jim 1950  
McClure, Weldon 1950  
McCulloch, Lawrence 1941-43  
McKean, Pat 1969-71  
McKeehan, Dale 1956-59  
McKim, Decker 1953-54  
McKimmy, Paul 1982  
McPherson, Ralph 1978-79  
McWhorter, Dayton 1938  
McWilliams, Roscoe 1928  
Measells, Bobby 1966-67  
Michalec, Mickey 2001-02  
Miles, Steve 1987-91  
Miller, Charles 1944  
Miller, Steve 1970-71  
Milton, Mickey 1961-63  
Minchew, Weldon 1945  
Minnis, DeShon 2012  
Mitchell, Darrell 1974-75  
Mitchell, Jay 2006  
Mitchell, Jayson 1998-01  
Moody, Hayden 1931-32  
Moore, Bryant 1991-92  
Moore, Don 1971-74  
Moore, Odell 1929, 31-33  
Morris, Claborn 1933  
Morris, Paul 1937  
Mounts, Del Ray 1960-62  
Munn, Max 1942  
Murren, Bill 1963-64  
Myatt, Jody 1992  
Myers, Archie 1997-98  
Myers, Gerald 1957-59

## -N-

Nabors, Roland 1943, 46-47  
Nash, Jaron 2012  
Neal, Truman 1939  
Nelson, Charles 1985  
Nelson, Jim 1966-68  
Nelson, Mike 1984-87  
Newton, Grady 1973-76  
Newton, Walter 1954-56  
Nichols, Leslie 1978-81  
Noakes, Pat 1958-59  
Nolen, Paul 1951-53  
Nurse, Ty 2012-13  
Nycum, Steve 1972

## -O-

Oakes, Mike 1969-71  
Ofoegbu, John 2002  
Ogden, Tanner 2003-06  
Okorie, Nick 2008-09  
Olsen, Dave 1964-66  
Onwuasor, Randy 2014  
O'Neil, Ted 1950  
Outler, Jamel 2010-11  
Owens, Cliff 1996-01  
Owens, Truitt 1939  
Owens, Wendell 1986-87

## -P-

Pace, Almon 1927-30  
Pair, Maurice 1939-40  
Palomar, Ralph 1972  
Parker, John 1971  
Parks, Tommy 1978-79  
Patterson, Andrew 1997-98  
Patty, Tom 1961, 63-64  
Paul, Vernon 1966-68  
Percival, Mac 1960-62  
Percival, Robert 1939-40  
Perkins, Don 1960-61  
Petteway, Terran 2012  
Phelps, Cleveland 1989-90  
Phenix, Ronnie 1977  
Phillips, Dwight 1982, 84-85  
Phillips, Johnny 1997-01  
Pierce, Jack 1970  
Pinnell, Charles 1949-50  
Pittman, John 1951-54  
Plefka, Jon 2005-06  
Powell, Kasib 2001-02  
Powell, Woodrow 1937  
Priddy, Lawrence 1933-35  
Prince, Michael 2005-08

## -R-

Ragland, Phil 1944  
Ramsey, Bill 1963  
Rand, Charlie 1951-53  
Ray, Corbin 2008-09  
Ray, Vernon 1942  
Redwine, Earl 1956-57

Reed, Jim 1953-56  
Reese, Brad 2009-11  
Reeves, Cordell 1926-28  
Reuther, Norman 1964-66  
Reynolds, David 1981-84  
Reynolds, Paul 1939  
Richards, George 1943  
Richards, Paul 1977  
Richardson, Ron 1972-73  
Risinger, William 1939-40  
Rizvic, Esmir 2006-08  
Roberson, John 2007-11  
Roberts, Clayton 1946-47  
Roberts, Da'Mon 1995-96, 1998  
Roberts, D'waly 2007-11  
Roberts, Roy 1992  
Robinson, Daylen 2013  
Robinson, Ed 1985  
Robison, Polk 1933-35  
Rogers, Mike 1971-72  
Rogers, Thomas 1941, 43  
Roper, Bauman 1939-40  
Ross, Aaron 2014  
Ross, Ronald 2001-04  
Rudolph, Bob 1977  
Russell, Mike 1976-78

## -S-

Sachase, F.M. 1938  
Salem, Travis 1982  
Sanders, J.D. 1988-90  
Sanders, Thad 1977-80  
Sandlin, Doral 1950  
Sasser, Jason 1992-96  
Saul, Tracy 1993  
Saulsberry, Bernard 1990-91  
Scaling, Charles 1950  
Scaling, Harry 1955-57  
Schneider, Wayne 1967-68  
Seligman, Sidney 1957-60  
Sexton, Jim 1951-54  
Sharp, Jim 1950  
Shelley, Daniel 1970  
Sherrod, Randy 1967-69  
Shropshire, Marcus 2000-01  
Sibert, Sam 1970  
Singletary, Mike 2008-11  
Smith, Carlyle 1959-60  
Smith, Carroll 1955-56  
Smith, Charles 1944  
Smith, Koy 1992-96  
Smith, Kraig 1991  
Smith, Steve 1970-72  
Smith, Steve 1979-82  
Sneed, Tilley 1946  
Snodgrass, Hugh 1935-37  
Spitzer, Bill 1960  
Stanphill, Vinson 1933-34  
Storozynski, Pawel 2001-02  
Suljagic, Damir 2004, 2006-08  
Swannegan, Clarence 1981-82

**ALL-TIME LETTERMEN****-T-**

Tadlock, Hershhal	1929-32
Tairu, David	2009-11
Tapp, Billy	1966-68
Tapsoba, Kader	2013-14
Tarbox, Elmer	1937-39
Taylor, Jeff	1979-82
Taylor, Melvin	1941
Taylor, Vince	1982-85
Thomas, J.C.	1933-34
Thornton, Dazzmon	2005
Thorton, Glen	1935
Thurman, Tyrone	1989
Tidwell, Bennie	1946
Tolbert, Jordan	2012-14
Tomaszek, Robert	2002-03
Trncak, Steve	1973
Turner, Jerry	1968-70
Turner, Robert	2014
Turner, Verdell	1950-52
Tynes, Lee	1967-69

**-U-**

Underwood, Ned	1954-57
<b>-V-</b>	
Valentine, Benny	2006
Van Loozen, Clay	1968
Valdez, Nick	2001
Vernell, Gilbert	1961-63
Vinzant, Dennis	1926-27, 29-30
Volz, Norman	1941-42
Voskuil, Alan	2005-08

**-W-**

Wagner, Kevin	2012
Wakefield, Ed	1972-73
Walker, Billy	1945
Walker, Ransome	1926-29
Wall, Sid	1962-64
Wallace, Phil	1983-85
Wallis, Tex	1944
Ware, James	1998-00
Washington, Joe	1980-82
Washington, Josh	2002-03
Watts, Tedd	1954
Weaver, Chester	1927-28
Weaver, Gib	1959-60
Weaver, Lem	1934-35
Webb, G.L.	1938
Weeks, Nolan	1944
West, J.W.	1935
Wester, Houston	1933-34
Whatley, Jim	1954-55
Whillock, Scott	1986-88
White, Decensae	2006
White, Gilbert	1926-28
White, J.B.	1939-41
White, LucQuente	2003-06
White, Tracy	1986-89
Wiggins, Benny	1966-67
Wiginton, Maurice	1936-37
Wilkens, George	1929
Wilkens, Wayne	1937
Wilkinson, Russ	1964-66
Wilkinson, Russell	1935-37
Wiley, James	1958-60
Williams, Bill	1953
Williams, Dwight	1980-81
Williams, Jr., Jamal	2013-14
Williams, Kent	1977-80
Williams, Rex	1939
Williams, Roy	1942-42, 47
Williams, Steve	1969-71
Willis, Javarez	2011-12
Wilson, Bobby	1956-68
Wojciechoski, Kent	1983, 84-87
Wolfe, Wade	1957-59
Wood, Larry	1969-71
Woolard, Royce	1963-65
Works, Joseph	2003

**-Y-**

Young, Rayford	1996-00
----------------	---------

**-Z-**

Zeno, Martin	2004-07
--------------	---------

## TOP 20 ALL-TIME SCORERS

<b>1. Andre Emmett (Dallas, Texas • 2001-04) 2,256 points</b>												
SEASON	G	FG	FGA	PCT	FT	FTA	PCT	REB	AVG	PF	TP	AVG
2000-01	28	83	210	.395	31	49	.633	102	3.6	24	215	7.7
2001-02	32	242	466	.519	106	157	.675	212	6.6	48	599	18.7
2002-03	34	297	595	.499	136	191	.712	226	6.6	51	741	21.8
2003-04	34	260	494	.526	165	226	.730	225	6.6	49	701	20.6
Totals	128	882	1,765	.500	438	623	.703	765	6.0	172	2,256	17.6
<b>2. Jarrius Jackson (Monroe, Louisiana • 2003-07) 2,221 points</b>												
SEASON	G	FG	FGA	PCT	FT	FTA	PCT	REB	AVG	PF	TP	AVG
2003-04	34	142	349	.407	63	81	.778	91	2.7	42	383	11.3
2004-05	33	179	381	.470	102	127	.803	111	3.4	53	504	15.3
2005-06	32	216	496	.435	152	187	.813	130	4.1	41	657	20.5
2006-07	34	224	517	.433	150	190	.789	112	3.3	46	677	19.9
Totals	133	761	1,743	.437	467	585	.790	444	3.3	191	2,221	16.7
<b>3. Rick Bullock (San Antonio, Texas • 1973-76) 2,118 points</b>												
SEASON	G	FG	FGA	PCT	FT	FTA	PCT	REB	AVG	PF	TP	AVG
1972-73	27	150	271	.554	73	121	.603	202	7.5	74	373	13.8
1973-74	26	229	390	.587	99	154	.643	279	10.7	76	557	21.4
1974-75	23	198	342	.579	84	129	.651	254	11.0	64	480	20.9
1975-76	31	265	486	.545	178	247	.721	322	10.4	108	708	22.8
Totals	107	842	1,489	.565	434	651	.667	1,057	9.9	366	2,118	19.8
<b>4. Jason Sasser (Dallas, Texas • 1993-96) 2,102 points</b>												
SEASON	G	FG	FGA	PCT	FT	FTA	PCT	REB	AVG	PF	TP	AVG
1992-93	30	118	272	.434	66	105	.629	154	5.1	77	319	10.6
1993-94	28	205	425	.482	149	210	.710	264	9.4	74	576	20.6
1994-95	30	211	414	.510	169	213	.793	235	7.8	75	602	20.1
1995-96	31	202	441	.458	170	234	.726	242	7.8	64	605	19.5
Totals	119	736	1,552	.474	554	762	.727	895	7.5	290	2,102	17.7
<b>5. Martin Zeno (Sulphur, Louisiana • 2004-07) 1,913 points</b>												
SEASON	G	FG	FGA	PCT	FT	FTA	PCT	REB	AVG	PF	TP	AVG
2004-05	33	140	313	.447	126	167	.754	137	4.2	66	413	12.5
2005-06	32	161	344	.468	112	154	.727	171	5.3	70	439	13.7
2006-07	34	186	376	.495	178	225	.791	179	5.3	62	564	16.6
2007-08	31	166	351	.473	160	212	.755	140	4.5	56	497	16.0
Totals	130	653	1,384	.472	576	758	.760	627	4.8	254	1,913	14.7
<b>6. Cory Carr (Kingsland, Arkansas • 1995-98) 1,904 points</b>												
SEASON	G	FG	FGA	PCT	FT	FTA	PCT	REB	AVG	PF	TP	AVG
1994-95	28	40	98	.408	27	41	.659	29	1.0	34	116	4.1
1995-96	32	168	382	.440	86	113	.761	123	3.8	58	514	16.1
1996-97	28	213	499	.427	126	159	.792	128	4.6	60	646	23.1
1997-98	27	209	494	.423	143	166	.861	131	4.9	65	628	23.3
Totals	115	630	1,473	.428	382	479	.797	411	3.6	217	1,904	16.6
<b>7. John Roberson (Plano, Texas • 2007-Present) 1,769 points</b>												
SEASON	G	FG	FGA	PCT	FT	FTA	PCT	A	S	PF	TP	AVG
2007-08	31	127	301	.422	72	100	.720	101	26	67	380	12.3
2008-09	33	146	385	.379	97	117	.829	212	35	83	460	13.9
2009-10	35	147	347	.424	143	179	.799	190	40	92	507	14.5
2010-11	30	127	329	.386	90	108	.833	133	34	86	422	14.1
Totals	129	547	1,362	.402	402	504	.798	636	135	328	1,769	13.7
<b>8. Lance Hughes (Georgetown, Texas • 1992-95) 1,762 points</b>												
SEASON	G	FG	FGA	PCT	FT	FTA	PCT	REB	AVG	PF	TP	AVG
1991-92	29	91	188	.484	109	136	.801	74	2.6	64	305	10.5
1992-93	28	159	282	.564	105	156	.673	112	4.0	62	454	16.2
1993-94	28	176	370	.476	90	122	.738	126	4.5	56	489	17.5
1994-95	29	178	368	.484	82	110	.745	115	4.0	73	514	17.7
Totals	114	604	1,208	.500	386	524	.737	427	3.8	255	1,762	15.5

<b>9. Bubba Jennings (Clovis, New Mexico • 1981,83-85) 1,727 points</b>												
SEASON	G	FG	FGA	PCT	FT	FTA	PCT	REB	AVG	PF	TP	AVG
1980-81	28	121	284	.461	43	54	.796	40	1.4	70	305	10.9
1981-82	Redshirt Season											
1982-83	26	164	361	.454	88	103	.854	51	1.9	64	416	16.0
1983-84	29	156	309	.505	89	105	.848	49	1.7	67	401	13.8
1984-85	31	250	456	.548	105	121	.868	72	2.3	83	605	19.5
Totals	114	691	1,410	.490	325	383	.849	212	1.8	284	1,727	15.05
<b>10. Jim Reed (Pine Bluff, Arkansas • 1953-56) 1,689 points</b>												
SEASON	G	FG	FGA	PCT	FT	FTA	PCT	REB	AVG	PF	TP	AVG
1952-53	24	108	239	.452	88	135	.651	323	13.5	62	294	12.3
1953-54	24	156	348	.448	65	116	.560	306	12.8	66	377	15.7
1954-55	25	208	461	.441	139	214	.649	407	16.3	71	558	22.3
1955-56	22	182	408	.449	135	196	.711	297	13.5	66	460	20.9
Totals	95	654	1,456	.449	427	661	.646	1,333	14.0	265	1,689	17.8
<b>11. Will Flemons (Paducah, Texas • 1990-93) 1,604 points</b>												
SEASON	G	FG	FGA	PCT	FT	FTA	PCT	REB	AVG	PF	TP	AVG
1989-90	25	119	209	.569	46	73	.630	251	10.0	50	284	11.4
1990-91	12	51	95	.537	44	56	.786	74	6.2	33	146	12.2
1991-92	29	191	313	.610	184	232	.793	285	9.8	68	567	19.6
1992-93	30	214	344	.622	165	224	.737	324	10.8	70	607	20.2
Totals	96	575	961	.598	439	585	.750	934	9.2	221	1,604	15.9
<b>12. Sean Gay (Houston, Texas • 1986-89) 1,597 points</b>												
SEASON	G	FG	FGA	PCT	FT	FTA	PCT	REB	AVG	PF	TP	AVG
1985-86	31	136	260	.523	45	66	.682	117	3.8	63	317	10.2
1986-87	29	155	346	.448	72	100	.720	143	4.9	70	434	15.0
1987-88	27	153	325	.471	91	133	.684	138	5.1	98	406	15.0
1988-89	28	167	308	.542	95	126	.754	136	4.9	82	440	15.7
Totals	115	611	1,239	.493	303	425	.713	534	4.6	313	1,597	13.9
<b>13. Mike Russell (Buffalo, New York • 1976-78) 1,545 points</b>												
SEASON	G	FG	FGA	PCT	FT	FTA	PCT	REB	AVG	PF	TP	AVG
1975-76	31	131	254	.516	71	99	.717	223	7.2	68	333	10.7
1976-77	29	250	453	.552	143	192	.745	286	9.9	77	643	22.2
1977-78	29	212	386	.549	145	192	.755	235	8.1	86	569	19.6
Totals	89	593	1,093	.543	359	483	.743	744	8.4	231	1,545	17.4
<b>14. Mike Singletary (Humble, Texas • 2007-11) 1,536 points</b>												
SEASON	G	FG	FGA	PCT	FT	FTA	PCT	A	S	PF	TP	AVG
2007-08	29	71	145	.490	68	90	.756	28	11	50	213	7.3
2008-09	33	129	266	.485	136	187	.727	59	15	78	404	12.2
2009-10	35	167	372	.449	169	238	.710	80	43	95	525	15.0
2010-11	31	126	285	.442	136	183	.743	73	24	81	394	12.7
Totals	128	493	1,068	.462	509	698	.729	240	93	304	1,536	12.0
<b>15. Rayford Young (Pampa, Texas • 1997-00) 1,515 points</b>												
SEASON	G	FG	FGA	PCT	FT	FTA	PCT	REB	AVG	PF	TP	AVG
1996-97	28	67	164	.409	52	71	.732	54	1.9	62	208	7.4
1997-98	27	129	311	.415	113	134	.843	100	3.7	69	417	15.4
1998-99	24	124	279	.444	99	112	.884	74	3.1	52	393	16.4
1999-00	28	174	402	.433	94	112	.839	113	4.0	43	497	17.8
Totals	107	494	1,156	.427	358	429	.834	341	3.2	226	1,515	14.2

## TOP 20 ALL-TIME SCORERS

**16. Greg Lowery (West Palm Beach, Florida • 1970-72) 1,476 points**

SEASON	G	FG	FGA	PCT	FT	FTA	PCT	REB	AVG	PF	TP	AVG
1969-70	23	126	284	.443	87	108	.806	48	2.1	54	339	14.7
1970-71	26	190	396	.480	121	143	.846	62	2.9	60	501	19.3
1971-72	26	234	456	.513	168	200	.840	58	2.2	61	636	24.5
Totals	75	550	1,136	.484	376	451	.834	168	2.4	175	1,476	19.5

**17. Andy Ellis (Lamesa, Texas • 1999-2002) 1,431 points**

SEASON	G	FG	FGA	PCT	FT	FTA	PCT	REB	AVG	PF	TP	AVG
1998-99	30	99	209	.474	71	101	.703	148	4.9	63	269	9.0
1999-00	14	87	173	.503	59	80	.738	124	8.9	35	236	16.9
2000-01	28	139	313	.444	108	147	.735	175	6.3	76	397	14.2
2001-02	32	197	388	.508	111	150	.740	223	7.0	78	529	16.5
Totals	104	522	1,083	.482	349	478	.730	670	6.4	252	1,431	13.8

**18. Jeff Taylor (Hobbs, New Mexico • 1979-82) 1,424 points**

SEASON	G	FG	FGA	PCT	FT	FTA	PCT	REB	AVG	PF	TP	AVG
1978-79	30	88	190	.463	43	59	.729	83	2.8	94	219	7.3
1979-80	29	147	281	.523	96	122	.789	105	3.6	95	390	13.4
1980-81	28	151	288	.524	72	96	.750	103	3.7	97	374	13.4
1981-82	28	174	341	.510	93	113	.823	105	3.8	81	441	15.8
Totals	116	560	1,100	.509	304	390	.779	396	3.4	367	1,424	12.3

**19. Dub Malaise (Odessa, Texas • 1964-66) 1,420 points**

SEASON	G	FG	FGA	PCT	FT	FTA	PCT	REB	AVG	PF	TP	AVG
1963-64	23	125	278	.450	108	139	.777	67	2.9	54	358	15.6
1964-65	23	178	383	.465	191	226	.846	64	2.8	56	547	23.7
1965-66	24	181	430	.421	153	185	.827	64	2.7	53	515	21.4
Totals	70	484	1,091	.444	452	550	.822	195	2.8	163	1,420	20.3

**20. Del Ray Mounts (Perryton, Texas • 1960-62) 1,346 points**

SEASON	G	FG	FGA	PCT	FT	FTA	PCT	REB	AVG	PF	TP	AVG
1959-60	24	141	286	.497	111	153	.726	96	4.0	68	393	16.4
1960-61	25	169	394	.429	159	216	.737	99	4.0	61	497	19.9
1961-62	27	151	377	.401	154	194	.794	113	4.2	70	456	16.9
Totals	76	461	1,057	.436	424	563	.753	308	4.1	199	1,346	17.7

## TOP SINGLE-GAME SCORING BY CLASS

### Freshman Scoring Leaders

Pts.....	Player .....	Year .....	Date .....	Opponent .....
31 .....	Lance Hughes .....	Fr.....	02/22/92 .....	Rice .....
31 .....	Jason Sasser .....	Fr.....	02/06/93 .....	Baylor .....
28 .....	John Roberson .....	Fr.....	12/29/07 .....	Northwestern State .....
27 .....	Jordan Tolbert .....	Fr.....	12/06/11 .....	at TCU .....
25 .....	Mike Singletary .....	Fr.....	12/15/07 .....	at New Mexico .....
25 .....	John Roberson .....	Fr.....	01/23/08 .....	Missouri .....
25 .....	John Roberson .....	Fr.....	03/08/08 .....	Baylor .....

### Sophomore Scoring Leaders

Pts.....	Player .....	Year .....	Date .....	Opponent .....
43 .....	Mike Singletary .....	So.....	03/11/09 .....	Texas A&M .....
41 .....	Rick Bullock .....	So.....	02/02/74 .....	Texas Christian .....
40 .....	Dub Malaise .....	So.....	12/12/64 .....	Wyoming .....
38 .....	Paul Nolen .....	So.....	02/14/51 .....	Arizona State .....
35 .....	Del Ray Mounts .....	So.....	02/02/60 .....	Arkansas .....
35 .....	Greg Lowery .....	So.....	02/07/70 .....	at Texas .....
34 .....	Jason Sasser .....	So.....	02/20/94 .....	Texas .....

## TOP 20 SINGLE-GAME SCORERS

### 30-POINT GAME LEADERS

Player .....	Times .....
T1 Cory Carr.....	10
T1 Andre Emmett.....	10
T3 Jason Sasser.....	8
T3 Dub Malaise.....	8
5 Greg Lowery.....	7
T6 Rick Bullock.....	5
T6 Jarrius Jackson.....	5
T6 Gene Knolle.....	5
T9 Mike Russell.....	4
T9 Lance Hughes.....	4
T11 Rayford Young.....	3
T11 Jim Reed.....	3
T13 Will Flemons.....	2
T13 Mike Singletary.....	2
T13 Mario Layne.....	2
T13 Jerry Mason .....	2
T13 Del Ray Mounts.....	2
T13 Bobby Measells.....	2
T13 Alan Voskuil.....	2
T20 Wendell Owens.....	1
T20 Tony Battie.....	1
T20 Ronald Ross .....	1
T20 Paul Nolen .....	1
T20 Norman Reuther.....	1
T20 Nick Okorie .....	1
T20 Martin Zeno.....	1
T20 Lenny Holly.....	1
T20 John Roberson .....	1
T20 Harold Hudgens .....	1
T20 Harold Denney.....	1
T20 Eugene Carpenter.....	1
T20 Curtis Marshall.....	1
T20 Clarence Swannegan .....	1
T20 Bubba Jennings.....	1
T20 Ben Hill .....	1
T20 Andy Ellis.....	1

### Junior Scoring Leaders

Pts.....	Player .....	Year .....	Date .....	Opponent .....
42 .....	Mike Russell .....	Jr.....	01/18/77 .....	Texas A&M .....
41 .....	Jim Reed .....	Jr.....	12/17/54 .....	Furman .....
41 .....	Rayford Young .....	Jr.....	02/13/99 .....	Kansas .....
41 .....	Jarrius Jackson .....	Jr.....	02/18/06 .....	at Nebraska .....
36 .....	Jason Sasser .....	Jr.....	02/04/95 .....	Texas Christian .....
36 .....	Jason Sasser .....	Jr.....	03/04/95 .....	at Texas Christian .....
35 .....	Greg Lowery .....	Jr.....	02/27/71 .....	SMU .....

### Senior Scoring Leaders

Pts.....	Player .....	Year .....	Date .....	Opponent .....
50 .....	Dub Malaise .....	Sr.....	02/19/66 .....	Texas .....
47 .....	Will Flemons .....	Sr.....	02/15/93 .....	Oral Roberts .....
44 .....	Rick Bullock .....	Sr.....	01/28/76 .....	Arkansas .....
43 .....	Dub Malaise .....	Sr.....	02/01/66 .....	Texas Christian .....
40 .....	Dub Malaise .....	Sr.....	02/15/66 .....	Texas A&M .....
39 .....	Cory Carr.....	Sr.....	12/06/97 .....	Louisiana-Lafayette .....
38 .....	Harold Hudgens .....	Sr.....	01/07/61 .....	Rice .....

## SINGLE-GAME SCORING

Pts.	Player	Year	Date	Opponent
50	Dub Malaise	Sr.	02/19/66	Texas
47	Will Flemons	Sr.	02/15/93	Oral Roberts
44	Rick Bullock	Sr.	01/28/76	Arkansas
43	Dub Malaise	Sr.	02/01/66	Texas Christian
43	Mike Singletary	So.	03/11/09	Texas A&M
42	Mike Russell	Jr.	01/18/77	Texas A&M
41	Jim Reed	Jr.	12/17/54	Furman
41	Rick Bullock	So.	02/02/74	Texas Christian
41	Rayford Young	Jr.	02/13/99	Kansas
41	Jarius Jackson	Jr.	02/18/06	at Nebraska
40	Dub Malaise	So.	12/12/64	Wyoming
40	Dub Malaise	Sr.	02/15/66	Texas A&M
39	Cory Carr	Sr.	12/06/97	Louisiana-Lafayette
38	Paul Nolen	So.	02/14/51	Arizona State
38	Harold Hudgens	Sr.	01/07/61	Rice
37	Jim Reed	Sr.	02/10/56	West Texas State
37	Norman Reuther	Sr.	02/28/67	Arkansas
36	Jason Sasser	Jr.	02/04/95	Texas Christian
36	Jason Sasser	Jr.	03/04/95	at Texas Christian
36	Rayford Young	Sr.	03/01/00	Iowa State
36	Rayford Young	Sr.	03/01/00	Iowa State
35	Eugene Carpenter	Sr.	02/29/56	New Mexico State
35	Del Ray Mounts	So.	02/02/60	Arkansas
35	Greg Lowery	So.	02/07/70	at Texas
35	Greg Lowery	Jr.	02/27/71	SMU
35	Cory Carr	Sr.	01/13/98	Baylor
35	Alan Voskuil	Sr.	03/04/09	Kansas
34	Greg Lowery	Jr.	01/12/71	Arkansas
34	Greg Lowery	Jr.	02/09/71	at SMU
34	Gene Knolle	Sr.	12/01/71	San Diego State
34	Mike Lowery	Sr.	02/29/72	at Texas Christian
34	Mike Russell	Sr.	03/02/78	vs. Houston
34	Bubba Jennings	Jr.	12/28/84	New Mexico State
34	Jason Sasser	So.	02/20/94	Texas
34	Cory Carr	Jr.	12/21/96	vs. Fresno State
34	Andre Emmett	Jr.	02/09/03	at Missouri
34	Nick Okorie	Sr.	03/06/10	at Colorado
33	Del Ray Mounts	So.	02/26/60	Texas A&M
Pts.	Player	Year	Date	Opponent
33	Harold Denney	Jr.	01/04/64	Arkansas
33	Dub Malaise	Sr.	12/14/65	Oklahoma
33	Gene Knolle	Jr.	12/28/71	Pacific
33	Greg Lowery	Jr.	12/28/71	vs. Jacksonville
33	Jerry Mason	Sr.	02/22/89	at Texas Christian
33	Cory Carr	Jr.	02/08/97	Nebraska
33	Cory Carr	Sr.	02/18/98	Oklahoma State
33	Andre Emmett	So.	02/16/02	at Colorado
33	Martin Zeno	Sr.	01/23/08	Missouri
33	John Roberson	So.	12/17/08	at UTEP
33	Mike Singletary	Sr.	01/26/11	at Iowa State
32	Jim Reed	Sr.	12/09/55	Nebraska
32	Bobby Measells	Jr.	12/28/65	at New Mexico State
32	Bobby Measells	Sr.	02/21/67	Texas
32	Greg Lowery	So.	02/24/70	Rice
32	Gene Knolle	Jr.	12/05/70	at Washington
32	Gene Knolle	Sr.	02/02/71	Baylor
32	Gene Knolle	Sr.	02/27/71	SMU
32	Rick Bullock	So.	02/12/74	Arkansas
32	Rick Bullock	Sr.	11/29/75	Kansas State
32	Rick Bullock	Sr.	02/10/76	Texas
32	Mike Russell	Jr.	01/22/77	at Baylor
32	Mike Russell	Jr.	02/12/77	Texas
32	Ben Hill	Jr.	12/26/80	vs. Washington
32	Clarence Swannegan	Sr.	12/10/81	Texas-Arlington
32	Wendell Owens	Sr.	01/19/87	SMU
32	Jerry Mason	Sr.	01/28/89	Texas A&M
32	Lance Hughes	Sr.	01/18/95	Baylor
32	Lance Hughes	Sr.	02/11/95	at Baylor
32	Jason Sasser	Jr.	02/23/95	Texas
32	Mario Layne	Sr.	01/03/00	Prairie View A&M
32	Mario Layne	Sr.	01/03/00	Prairie View A&M
32	Andre Emmett	So.	01/19/02	Oklahoma State
32	Andre Emmett	Sr.	01/10/04	Oklahoma State
32	Jarius Jackson	So.	02/05/05	Oklahoma
31	Ned Underwood	Jr.	02/06/56	Arizona
31	Dub Malaise	Jr.	12/21/64	Colorado
31	Harold Denney	Sr.	01/09/65	Arkansas
Pts.	Player	Year	Date	Opponent
31	Dub Malaise	Jr.	02/23/65	at Baylor
31	Lance Hughes	Fr.	02/22/92	Rice
31	Jason Sasser	Fr.	02/06/93	Baylor
31	Will Flemons	Sr.	02/25/93	Texas
31	Cory Carr	Jr.	12/27/96	vs. New Mexico State
31	Tony Battie	Jr.	01/11/97	Colorado
31	Cory Carr	Sr.	12/27/97	at Nevada
31	Cory Carr	Sr.	01/21/98	Kansas State
31	Cory Carr	Sr.	02/01/98	at Baylor
31	Andre Emmett	Jr.	12/18/02	New Mexico
31	Andre Emmett	Jr.	12/21/02	New Mexico State
31	Jarius Jackson	Sr.	11/25/06	at UTEP
31	Jarius Jackson	Sr.	02/03/07	at Oklahoma
31	Jarius Jackson	Sr.	02/13/07	at Texas A&M
30	Dub Malaise	Jr.	12/09/64	Nebraska
30	Dub Malaise	So.	02/18/64	TCU
30	Tom Patty	Sr.	03/03/64	Rice
30	Dub Malaise	Jr.	01/26/65	SMU
30	Dub Malaise	Jr.	02/09/65	at Texas A&M
30	Dub Malaise	Jr.	02/16/65	Texas
30	Dub Malaise	Jr.	03/02/65	at Arkansas
30	Lance Hughes	So.	01/30/93	TCU
30	Lenny Holly	So.	02/25/93	Texas
30	Jason Sasser	So.	03/05/94	at Texas A&M
30	Jason Sasser	Jr.	01/25/95	SMU
30	Mark Davis	Sr.	01/25/95	SMU
30	Jason Sasser	Sr.	01/20/96	Houston
30	Cory Carr	Jr.	02/25/97	at Missouri
30	Andy Ellis	So.	11/19/99	Indiana
30	Andre Emmett	So.	11/20/01	at SMU
30	Andre Emmett	So.	02/12/02	Baylor
30	Andre Emmett	Jr.	02/24/03	at Oklahoma State
30	Andre Emmett	Jr.	03/14/03	vs. Texas
30	Curtis Marshall	Sr.	11/19/04	UNC-Asheville
30	Ronald Ross	Sr.	01/01/05	San Francisco
30	Alan Voskuil	Jr.	02/13/08	Kansas State



**TEAM FIELD GOAL RECORDS (TOP 10)****SINGLE GAME FIELD GOALS MADE**

FG	Opponent	Date
67	East Central.....	11/20/08
51	Texas Wesleyan.....	11/30/81
49	Arizona State.....	02/01/56
49	Baylor.....	01/04/66
47	TCU.....	03/08/75
45	UNC-Asheville.....	11/19/04
44	Furman.....	12/07/54
44	SMU.....	01/26/65
44	SMU.....	01/24/76
44	Texas.....	02/20/94
44	Prairie View A&M.....	12/10/94

**FIELD GOALS ATTEMPTED**

FGA	Opponent	Date
113	East Central.....	11/20/08
101	Arizona State.....	02/01/56
94	Texas Wesleyan.....	11/30/81
92	TCU.....	03/08/75
88	Texas A&M.....	01/31/90
87	Baylor.....	02/06/93
87	at Baylor.....	03/06/93
86	Prairie View A&M.....	11/26/95
85	Nicholls State.....	12/14/95
85	Alabama.....	12/03/81

**FIELD GOAL PERCENTAGE**

PCT	Opponent	Date
.727	New Orleans.....	01/14/89
.682	TCU.....	01/30/93
.680	Utah (34-50).....	11/29/84
.675	Arkansas (27-40).....	01/16/85
.667	New Mexico State (30-45).....	12/07/83
.660	at Texas-San Antonio (31-47).....	11/19/98
.660	Arkansas.....	02/03/76
.656	New Mexico (42-64).....	12/18/02
.651	TCU.....	03/02/93
.646	Baylor.....	06/01/05

**SEASON (HIGH) FG PERCENTAGE**

Date	G	FG	FGA	PCT
1979-80	29	780	1505	0.518
1988-89	28	711	1430	0.497
1971-72	26	779	1576	0.494
1984-85	31	841	1702	0.494
1981-82	28	838	1697	0.494
1976-77	29	871	1772	0.492
1980-81	28	731	1493	0.490
1975-76	31	962	1968	0.489
1974-75	26	771	1580	0.488
1977-78	29	818	1679	0.487

**SEASON (LOW) FG PERCENTAGE**

Date	G	FG	FGA	PCT
1949-50	26	588	1899	0.310
1951-52	24	609	1751	0.348
1948-49	30	662	1858	0.356
1952-53	24	638	1756	0.363
1950-51	28	688	1839	0.374
1956-57	23	584	1461	0.400
1958-59	24	589	1467	0.401
1968-69	24	664	1640	0.405
1953-54	25	711	1740	0.409
1967-68	24	635	1550	0.410

**SEASON (HIGH)****FIELD GOALS MADE PER GAME**

Date	G	FG	P/G
1965-66	24	791	33.0
1963-64	23	739	32.1
1964-65	23	729	31.7
1994-95	30	950	31.7
1973-74	26	821	31.6
1975-76	31	962	31.0
1993-94	28	841	30.0
1976-77	29	871	30.0
1971-72	26	779	30.0
1978-79	30	898	29.9

**SEASON (LOW)****FIELD GOALS MADE PER GAME**

Date	G	FG	P/G
2011-12	31	644	20.8
1947-48	28	592	21.1
1948-49	30	662	22.1
1949-50	26	588	22.6
2012-13	31	721	23.3
2007-08	31	739	23.8
1987-88	28	678	24.2
2005-06	32	775	24.2
1998-99	30	729	24.3
1990-91	31	755	24.4

**SEASON (HIGH)****FIELD GOALS MADE**

Date	G	FG	P/G
2002-03	35	280	979
1975-76	31	310	962
1994-95	30	317	950
2004-05	33	282	932
2001-02	32	291	931
2009-10	35	263	922
2003-04	34	271	922
1995-96	32	284	908
1978-79	30	299	898
2008-09	33	272	896

**SEASON (LOW)****FIELD GOALS MADE PER GAME**

Date	G	FG	P/G
2011-12	31	1470	47.4
1988-89	28	1430	51.1
1987-88	28	1434	51.2
1983-84	29	1496	51.6
1979-80	29	1505	51.9
2007-08	31	1623	52.4
1985-86	31	1636	52.8
1980-81	28	1493	53.3
2013-14	32	1718	53.7
1998-99	30	1618	53.9

**SEASON (HIGH)****FIELD GOALS ATTEMPTED PER GAME**

Date	G	FGA	P/G
1952-53	24	1756	73.2
1949-50	26	1899	73.0
1951-52	24	1751	73.0
1965-66	24	1694	70.6
1953-54	25	1740	69.6
1954-55	25	1723	68.9
1955-56	25	1719	68.8
1968-69	24	1640	68.3
1963-64	23	1570	68.3
1973-74	26	1754	67.5

**SEASON (LOW)****FIELD GOALS ATTEMPTS PER GAME**

Date	G	FGA	P/G
2011-12	31	1470	47.4
1988-89	28	1430	51.1
1987-88	28	1434	51.2
1983-84	29	1496	51.6
1979-80	29	1505	51.9
2007-08	31	1623	52.4
1985-86	31	1636	52.8
1980-81	28	1493	53.3
1998-99	30	1618	53.9
2006-07	34	1858	54.6

**SEASON (HIGH)****FIELD GOALS ATTEMPTED**

Date	G	P/G	FGA
2009-10	35	60.1	2103
2002-03	35	59.8	2092
2001-02	32	62.5	1999
2003-04	34	58.4	1985
2008-09	33	60.1	1984
1995-96	32	62.0	1983
1975-76	31	63.5	1968
1994-95	30	65.5	1964
2004-05	33	59.3	1957
1949-50	26	73.0	1899

**SEASON (LOW)****FIELD GOALS MADE PER GAME**

Date	G	P/G	FGA
1962-63	23	58.6	1348
1966-67	24	56.6	1359
1959-60	24	56.7	1361
1969-70	24	57.8	1388
1988-89	28	51.1	1430
1987-88	28	51.2	1434
1957-58	23	63.1	1451
1956-57	23	63.5	1461
1958-59	24	61.1	1467
2011-12	31	47.4	1470

## INDIVIDUAL FIELD GOAL RECORDS (TOP 10)

### SINGLE GAME FIELD GOALS MADE

FG	Player	Opponent.....	Date
18	Jim Reed	at Furman.....	12/17/54
18	Dub Malaise	at Texas.....	02/19/66
17	Will Flemons	Oral Roberts.....	02/15/93
16	Jim Reed	West Texas A&M.....	02/10/56
16	Eugene Carpenter	New Mexico State.....	02/29/56
16	Bobby Measells	New Mexico State.....	12/28/65
16	Rick Bullock	TCU.....	02/02/74
16	Rick Bullock	Arkansas.....	02/03/76
15	Paul Nolen	Bowling Green.....	12/18/50
15	Dub Malaise	TCU.....	02/12/66
15	Greg Lowery	Arkansas.....	01/12/71
15	Greg Lowery	at SMU.....	02/09/71
15	Greg Lowery	SMU.....	02/27/71
15	Gene Knolle	SMU.....	02/27/71
15	Clarence Swannegan	Texas-Arlington.....	12/10/81
15	Jarrius Jackson	at Nebraska.....	02/18/06

### SINGLE GAME FIELD GOALS ATTEMPTED

FGA	Player	Opponent.....	Date
33	Virgil Johnson	Hardin-Simmons.....	03/03/53
32	Dub Malaise	Texas.....	02/19/66
28	Jarrius Jackson	vs. Wake Forest.....	11/18/05
26	Ron Richardson	SMU.....	01/13/73
26	Cory Carr	at Baylor.....	02/15/97
26	Cory Carr	Baylor.....	01/13/98
26	Andre Emmett	at Oklahoma State.....	02/24/03
25	Jerry Mason	TCU.....	02/22/89
25	Cory Carr	Southern Miss.....	11/22/96
25	Cory Carr	at Colorado.....	02/11/98
25	Jarrius Jackson	at Oklahoma.....	02/03/07
25	Zeno Martin	Baylor.....	03/08/08

### SINGLE GAME FIELD GOAL PERCENTAGE

PCT	Player	Opponent.....	Date
1.000	Greg Lowery	Rice (11-11).....	02/24/70
1.000	Steve Miles	UTPA (10-10).....	12/03/90
1.000	Will Flemons	Midwestern State (10-10).....	12/17/92
0.917	Andre Emmett	at Iowa State (11-12).....	02/10/03
0.909	Del Ray Mounts	Loyola (La.) (10-11).....	12/12/60
0.909	Mike Russell	at TCU (10-11).....	01/12/77
0.909	Tony Benford	Houston (10-11).....	01/04/86
0.909	Sean Gay	Portland (10-11).....	12/19/89
0.900	Tony Battie	at Texas (9-10).....	02/24/96
0.900	Jordan Tolbert	TCU (9-10).....	03/02/13

### SINGLE-SEASON FIELD GOALS MADE

	Player.....	Year.....	Pct.....	FGA.....	FGM.....
1.	Andre Emmett.....	02-03.....	.499.....	595.....	297.....
2.	Rick Bullock.....	75-76.....	.545.....	486.....	265.....
3.	Andre Emmett.....	03-04.....	.526.....	494.....	260.....
4.	Mike Russell.....	76-77.....	.552.....	453.....	250.....
	Bubba Jennings.....	84-85.....	.548.....	456.....	250.....
6.	Andre Emmett.....	01-02.....	.519.....	466.....	242.....
7.	Greg Lowery.....	71-72.....	.513.....	456.....	234.....
8.	Ronald Ross.....	04-05.....	.519.....	447.....	232.....
9.	Rick Bullock.....	73-74.....	.587.....	390.....	229.....
10.	Jarrius Jackson.....	06-07.....	.433.....	517.....	224.....

### SINGLE-SEASON — FIELD GOALS ATTEMPTED

	Player.....	Year.....	Pct.....	FGM.....	FGA.....
1.	Andre Emmett.....	02-03.....	.499.....	297.....	595.....
2.	Jarrius Jackson.....	06-07.....	.433.....	224.....	517.....
3.	Cory Carr.....	96-97.....	.427.....	213.....	499.....
4.	Jarrius Jackson.....	03-05.....	.438.....	216.....	496.....
5.	Andre Emmett.....	03-04.....	.526.....	260.....	494.....
	Cory Carr.....	97-98.....	.423.....	209.....	494.....
7.	Paul Nolen.....	50-51.....	.448.....	220.....	491.....
8.	Rick Bullock.....	75-76.....	.545.....	265.....	486.....
9.	Andre Emmett.....	01-02.....	.519.....	242.....	466.....
10.	Jim Reed.....	54-55.....	.441.....	208.....	461.....

### SINGLE-SEASON FIELD GOAL PERCENTAGE

	Player.....	Year.....	FGM.....	FGA.....	Pct.....
1.	Don Grove.....	47-48.....	99.....	140.....	.707.....
2.	Steve Miles.....	88-89.....	70.....	111.....	.631.....
3.	Will Flemons.....	92-93.....	214.....	344.....	.622.....
4.	J.D. Sanders.....	88-89.....	110.....	177.....	.621.....
5.	Darvin Ham.....	93-94.....	93.....	149.....	.624.....
6.	Will Flemons.....	91-92.....	191.....	313.....	.610.....
7.	Ben Hill.....	78-79.....	105.....	172.....	.610.....
8.	Darvin Ham.....	94-95.....	75.....	126.....	.595.....
9.	Cliff Owens.....	97-98.....	109.....	184.....	.592.....
10.	Ben Hill.....	79-80.....	108.....	183.....	.590.....

### CAREER LEADERS FIELD GOALS MADE

	Player.....	Years.....	Pct.....	FGA.....	FGM.....
1.	Andre Emmett.....	01-04.....	.500.....	1,765.....	882.....
2.	Rick Bullock.....	73-76.....	.565.....	1,489.....	842.....
3.	Jarrius Jackson.....	03-06.....	.437.....	1,743.....	761.....
4.	Jason Sasser.....	92-96.....	.474.....	1,552.....	736.....
5.	Bubba Jennings.....	80-85.....	.482.....	1,434.....	691.....
6.	Jim Reed.....	53-56.....	.449.....	1,456.....	654.....
7.	Martin Zeno.....	04-07.....	.472.....	1,384.....	653.....
8.	Cory Carr.....	95-98.....	.428.....	1,473.....	630.....
9.	Sean Gay.....	85-89.....	.493.....	1,239.....	611.....
10.	Lance Hughes.....	91-95.....	.500.....	1,208.....	604.....

### CAREER LEADERS FIELD GOALS ATTEMPTED

	Player.....	Years.....	Pct.....	FGM.....	FGA.....
1.	Andre Emmett.....	01-04.....	.500.....	882.....	1,765.....
2.	Jarrius Jackson.....	03-06.....	.437.....	761.....	1,743.....
3.	Jason Sasser.....	92-96.....	.474.....	736.....	1,552.....
4.	Rick Bullock.....	73-76.....	.565.....	842.....	1,489.....
5.	Cory Carr.....	95-98.....	.428.....	630.....	1,473.....
6.	Jim Reed.....	53-56.....	.449.....	654.....	1,456.....
7.	Bubba Jennings.....	80-85.....	.482.....	691.....	1,434.....
8.	Martin Zeno.....	04-07.....	.472.....	653.....	1,384.....
9.	John Roberson.....	07-11.....	.402.....	547.....	1,362.....
10.	Paul Nolen.....	51-53.....	.399.....	532.....	1,332.....

### CAREER LEADERS FIELD GOAL PERCENTAGE

	Player.....	Years.....	FGM.....	FGA.....	Pct.....
1.	Will Flemons.....	90-93.....	575.....	961.....	.598.....
2.	Rick Bullock.....	73-76.....	842.....	1,489.....	.565.....
3.	Mike Russell.....	76-78.....	593.....	1,093.....	.543.....
4.	Cliff Owens.....	96-01.....	378.....	702.....	.538.....
5.	Jordan Tolbert.....	12-14.....	373.....	695.....	.537.....
6.	William Johnson.....	73-75.....	424.....	824.....	.515.....
7.	Robert Lewandowski.....	09-12.....	323.....	631.....	.512.....
8.	Eugene Carpenter.....	54-56.....	366.....	717.....	.510.....
9.	Jeff Taylor.....	79-82.....	560.....	1,100.....	.509.....
10.	Andre Emmett.....	01-04.....	882.....	1,765.....	.500.....
	Lance Hughes.....	92-95.....	604.....	1,208.....	.500.....

**TEAM 3 POINT FIELD GOAL RECORDS (TOP 10)****SINGLE GAME FIELD GOALS MADE**

FG	Opponent	Date
16	UNC-Asheville	11/19/04
16	New Mexico State	12/27/96
15	Kansas	03/04/09
15	Houston Baptist	01/29/92
14	Eastern Kentucky	11/22/08
13	East Central	11/20/08
13	Missouri State	12/09/95
12	Georgia Southern	11/23/10
12	at Nebraska	02/27/10
12	Missouri	01/13/10
12	Arkansas-Little Rock	11/14/06
12	at George Washington	11/30/96
12	TCU	02/07/96
12	Rice	03/02/96
12	vs. North Carolina	03/17/96
12	vs. Nevada	11/25/90

**FIELD GOALS ATTEMPTED**

FGA	Opponent	Date
37	Nicholls State	12/14/95
37	New Mexico	12/08/93
35	New Mexico State	12/27/96
33	TCU	02/07/96
33	vs. St. John's	03/18/93
32	Houston Baptist	01/29/92
32	at Rice	02/22/92
31	at Colorado	02/11/98
29	Texas	01/31/07
29	at Baylor	02/15/97
29	Missouri State	12/09/95
29	Rice	03/02/96
28	Stephen F. Austin	12/30/97
28	Missouri	01/28/98
28	Old Dominion	12/18/95
28	Baylor	02/14/96

**FIELD GOAL PERCENTAGE**

PCT	Opponent	Date
.818	Fresno State (9-11)	12/21/96
.727	Baylor (8-11)	02/09/05
.714	vs. Texas (10-14)	03/14/03
.700	Minnesota (7-10)	01/01/04
.700	Arkansas (7-10)	01/10/87
.700	Texas (7-10)	02/25/87
.700	Rice (7-10)	02/16/91
.692	at Oklahoma State (9-13)	02/25/06
.688	San Francisco	01/01/05
.667	vs. West Virginia (8-12)	03/13/13
.667	Arkansas-Little Rock (12-18)	11/14/06
.667	TCU (8-12)	01/30/93
.643	at Iowa State (9-14)	02/10/13
.643	Baylor (9-14)	01/02/99
.643	Missouri State (9-14)	12/09/97
.636	Eastern Kentucky (14-22)	11/22/08

**SEASON (HIGH)****3 PT. FIELD GOALS MADE PER GAME**

Date	G	3FG	P/G
1995-96	32	251	7.8
1997-98	27	208	7.7
1996-97	28	201	7.2
2008-09	33	236	7.2
1992-93	30	193	6.4
1994-95	30	184	6.1
2006-07	34	208	6.1
1998-99	30	178	5.9
1999-00	28	161	5.8
1991-92	29	165	5.7

**SEASON (LOW)****3 PT. FIELD GOALS MADE PER GAME**

Date	G	3FG	P/G
2002-03	35	112	3.2
1986-87	29	95	3.3
2003-04	34	125	3.7
2013-14	32	140	4.4
2004-05	33	145	4.4
1989-90	27	121	4.5
1987-88	28	127	4.5
2001-02	32	146	4.6
2011-12	31	142	4.6
2012-13	31	149	4.8

**SEASON (HIGH)****3 PT. FIELD GOALS MADE**

Date	G	P/G	3FG
1995-96	32	7.8	251
2008-09	33	7.2	236
2006-07	34	6.1	208
1997-98	27	7.7	208
1996-97	28	7.2	201
2009-10	35	5.6	196
1992-93	30	6.4	193
1994-95	30	6.1	184
2010-11	32	5.6	179
1998-99	30	5.9	178

**SEASON (LOW)****3 PT. FIELD GOALS MADE PER GAME**

Date	G	P/G	3FG
1986-87	29	3.3	95
2002-03	35	3.2	112
1989-90	27	4.5	121
2003-04	34	3.7	125
1987-88	28	4.5	127
1988-89	28	5.0	139
2000-01	28	5.0	139
2013-14	32	4.4	140
2011-12	31	4.6	142
1993-94	28	5.1	144

**SEASON (HIGH)****3-PT. FIELD GOALS PERCENTAGE**

Date	G	3FG	3FGA	PCT
1987-88	28	127	302	0.421
2006-07	34	208	505	0.412
1996-97	28	201	495	0.406
2004-05	33	145	366	0.396
1988-89	28	139	352	0.395
1990-91	31	157	400	0.393
1998-99	30	178	455	0.391
2005-06	32	172	441	0.390
2001-02	32	146	388	0.376
1992-93	30	193	513	0.376
2008-09	33	236	630	0.375
2007-08	31	160	428	0.374
1997-98	27	208	559	0.372

**SEASON (LOW)****3-PT. FIELD GOALS PERCENTAGE**

Date	G	3FG	3FGA	PCT
2000-01	28	139	493	0.282
2012-13	31	149	517	0.288
1993-94	28	144	461	0.312
2002-03	35	112	357	0.314
2003-04	34	125	371	0.337
1999-00	28	161	475	0.339
1991-92	29	165	477	0.346
1994-95	30	184	524	0.351
1995-96	32	251	714	0.352
1989-90	27	121	343	0.353
2011-12	31	142	398	0.357
1986-87	29	95	263	0.361
2010-11	32	179	491	0.365

## INDIVIDUAL 3 POINT FIELD GOAL RECORDS (TOP 10)

### SINGLE GAME 3-POINT FIELD GOALS MADE

FG.	Player	Opponent	Date
9	Alan Voskuil	Kansas	03/04/09
8	Alan Voskuil	Eastern Kentucky	11/22/08
7	Lance Hughes	Houston	02/15/95
7	Cory Carr	Rice	03/02/96
7	Cory Carr	vs. New Mexico State	12/27/96
7	Cory Carr	at Missouri	02/25/97
7	Stan Bonewitz	at Texas A&M	02/21/98
7	Jayson Mitchell	North Texas	12/01/99
7	Nathan Doudney	vs. Texas	03/14/03
7	John Roberson	Nebraska	01/22/11
^ 6	Ty Nurse	Troy	11/11/11

^ – Accomplished 28 times with the last being by Ty Nurse.

### SINGLE GAME 3-POINT FIELD GOALS ATTEMPTED

FGA	Player	Opponent	Date
19	Cory Carr	at Baylor	02/05/97
16	Cory Carr	vs. New Mexico State	12/27/96
15	Jarrius Jackson	Texas	01/31/07
14	Todd Duncan	Rice	02/07/88
14	Alan Voskuil	Kansas	03/04/09
13	Koy Smith	New Mexico	12/08/93
13	Koy Smith	at Arkansas-Little Rock	12/02/95
13	Stan Bonewitz	vs. New Mexico State	12/27/96
13	Cory Carr	at Oklahoma	01/15/97
13	Cory Carr	at Missouri	02/25/97

### SINGLE GAME 3-POINT FIELD GOAL PERCENTAGE

PCT.	Player	Opponent	Date
0.857	Bryant Moore	New Mexico State (6-7)	12/19/91
0.857	Stan Bonewitz	at George Washington (6-7)	11/30/96
0.857	Cory Carr	vs. Fresno State (6-7)	12/21/96
0.857	Charlie Burgess	at TCU (6-7)	11/29/06
0.857	John Roberson	at Alaska-Anchorage (6-7)	11/22/07
0.778	Stan Bonewitz	at Texas A&M (7-9)	02/21/98
0.778	Jayson Mitchell	North Texas (7-9)	12/01/99
0.778	Nathan Doudney	vs. Texas (7-9)	03/14/03
0.750	Koy Smith	at Montana (6-8)	12/05/92
0.750	Rayford Young	Missouri (6-8)	01/28/98
0.750	Stan Bonewitz	Texas-Arlington (6-8)	12/12/98
0.750	Jarrius Jackson	vs. Texas (6-8)	03/10/06

### SINGLE-SEASON 3-POINT FIELD GOALS MADE

Player	Year	Pct.	FGA	FGM
1.	Cory Carr	1996-97	0.378	249
2.	Cory Carr	1995-96	0.391	235
3.	Alan Voskuil	2008-09	0.435	209
4.	Stan Bonewitz	1997-98	0.418	201
5.	Jarrius Jackson	2006-07	0.436	181
6.	John Roberson	2010-11	0.408	191
7.	Koy Smith	1995-96	0.362	213
8.	Lance Hughes	1994-95	0.386	197
9.	Jarrius Jackson	2005-06	0.448	163
10.	John Roberson	2008-09	0.353	201
	John Roberson	2009-10	0.413	172

### SINGLE-SEASON 3-POINT FIELD GOALS ATTEMPTED

Player	Year	Pct.	FGM	FGA
1.	Cory Carr	1996-97	0.378	249
2.	Cory Carr	1995-96	0.391	235
3.	Koy Smith	1995-96	0.362	213
4.	Alan Voskuil	2008-09	0.435	209
5.	Stan Bonewitz	1997-98	0.418	201
6.	John Roberson	2008-09	0.353	201
7.	Cory Carr	1997-98	0.338	198

8.	Lance Hughes	1994-95	0.386	76	197
9.	John Roberson	2010-11	0.408	78	191
10.	Jarrius Jackson	2006-07	0.436	79	181

### SINGLE-SEASON 3-POINT FIELD GOAL PERCENTAGE

Player	Year	FGM	FGA	Pct	
1.	Alan Voskuil	2007-08	67	134	0.500
2.	Lance Hughes	1992-93	31	65	0.477
3.	Stan Bonewitz	1996-97	62	134	0.463
4.	Todd Duncan	1988-89	65	141	0.461
5.	David Tairu	2009-10	29	63	0.460
6.	Todd Duncan	1987-88	67	146	0.459
7.	Jarrius Jackson	2004-05	44	96	0.458
8.	Jarrius Jackson	2005-06	73	163	0.448
9.	James Ware	1998-99	44	100	0.440
10.	Jarrius Jackson	2006-07	79	181	0.436

### CAREER LEADERS 3-POINT FIELD GOALS MADE

Player	Years	Pct.	FGA	FGM
1.	John Roberson	08-11	0.392	699
2.	Cory Carr	95-98	0.366	716
3.	Stan Bonewitz	96-99	0.430	561
4.	Jarrius Jackson	04-07	0.419	554
5.	Koy Smith	94-96	0.404	569
6.	Alan Voskuil	06-09	0.441	460
7.	Rayford Young	97-00	0.381	443
8.	Lance Hughes	92-95	0.384	438
9.	Todd Duncan	88-89	0.460	287
10.	Jerry Mason	87-90	0.346	373

### CAREER LEADERS 3-POINT FIELD GOALS ATTEMPTED

Player	Years	Pct.	FGM	FGA
1.	Cory Carr	95-98	0.366	716
2.	John Roberson	08-11	0.392	699
3.	Koy Smith	94-96	0.404	569
4.	Stan Bonewitz	96-99	0.430	561
5.	Jarrius Jackson	04-07	0.419	554
6.	Alan Voskuil	06-09	0.441	460
7.	Rayford Young	97-00	0.381	443
8.	Lance Hughes	92-95	0.384	438
9.	Jerry Mason	87-90	0.346	373
10.	Todd Duncan	88-89	0.460	287

### CAREER LEADERS 3-POINT FIELD GOAL PERCENTAGE

Player	Years	FGM	FGA	Pct	
1.	Todd Duncan	88-89	132	287	0.460
2.	Alan Voskuil	06-09	203	460	0.441
3.	Dereck Butts	90-91	53	122	0.434
4.	Stan Bonewitz	96-99	241	561	0.430
5.	David Tairu	10-11	64	151	0.424
6.	Jarrius Jackson	04-07	232	554	0.419
7.	James Ware	99-00	107	258	0.415
8.	Koy Smith	94-96	230	569	0.404
9.	Will Chavis	02-03	82	209	0.392
10.	John Roberson	08-11	274	699	0.392

## REBOUND RECORDS (TOP 10)

### TEAM SINGLE GAME

#### TOTAL REBOUNDS

Reb.	Opponent	Date
80	West Texas State	02/12/55
78	Prairie View A&M	11/26/95
65	East Central	11/20/08
64	Prairie View A&M	12/13/97
62	Texas Wesleyan	11/30/81
62	Prairie View A&M	12/10/94
62	TCU	02/18/64
59	Baylor	03/06/93
58	East Tennessee State	12/07/94
58	at Rice	01/06/76
58	TCU	03/08/75

### TEAM SINGLE GAME

#### OFFENSIVE REBOUNDS

OR.	Opponent	Date
26	Missouri	01/13/10
26	East Central	11/20/08
24	at Baylor	03/06/93
23	North Carolina A&T	11/28/12
23	vs. Southern Illinois	03/15/02
21	Nicholls State	12/07/02
21	at TCU	12/28/00
21	Baylor	02/06/93
21	vs. St. John's	03/18/93
20	Sam Houston State	11/17/08
20	Massachusetts	11/21/03
20	Texas	01/14/02
20	San Diego State	11/17/01
20	vs. Baylor	03/12/93

### TEAM SINGLE GAME

#### DEFENSIVE REBOUNDS

DR.	Opponent	Date
41	Stephen F. Austin	01/01/09
40	Prairie View A&M	11/22/00
39	East Central	11/20/08
38	Morehead State	11/26/05
38	Colorado	01/29/03
37	New Mexico State	11/25/98
37	Midwestern State	12/17/92
35	at Ole Miss	03/23/10
35	Southeastern Louisiana	11/25/08
35	Louisiana-Lafayette	12/04/99
35	at Baylor	03/06/93

### TEAM SEASON (HIGH)

#### TOTAL REBOUNDS

Season	G.	P/G	Rebounds
1995-96	32	46.4	1486
1994-95	30	47.3	1418
2009-10	35	37.1	1298
1950-51	28	46.0	1287
1975-76	31	41.1	1275
1992-93	30	42.5	1274
1993-94	28	45.3	1267
1954-55	25	50.4	1259
1952-53	24	51.9	1245
2001-02	32	38.4	1230

### TEAM SEASON (HIGH)

#### TOTAL REBOUNDS PER GAME

Season	G.	Rebounds	P/G
1952-53	24	1245	51.9
1954-55	25	1259	50.4
1968-69	24	1153	48.0
1994-95	30	1418	47.3
1955-56	25	1170	46.8
1965-66	24	1116	46.5
1995-96	32	1486	46.4
1950-51	28	1287	46.0
1960-61	25	1140	45.6
1953-54	25	1135	45.4

### INDIVIDUAL SINGLE GAME

#### TOTAL REBOUNDS

Reb.	Player	Opponent	Date
27	Jim Reed	Eastern New Mexico	01/27/56
27	Jim Reed	Texas	02/14/56
26	Jim Reed	Furman	12/17/54
24	Jim Reed	Hardin-Simmons	02/28/55
23	Jim Reed	New Mexico State	02/13/53
23	Jim Reed	Hardin-Simmons	03/03/53
23	Eugene Carpenter	Arizona State	02/01/56
23	Will Flemons	Houston	02/14/90
22	Jim Reed	McMurry	12/01/53
22	Eugene Carpenter	Loyola-Louisiana	12/29/55
22	Eugene Carpenter	New Mexico State	02/29/56
22	Bob Glover	Arizona	12/06/66
22	Rick Bullock	Adams State	12/02/74

### INDIVIDUAL SINGLE GAME

#### OFFENSIVE REBOUNDS

Reb.	Player	Opponent	Date
9	D'Walyn Roberts	at TCU	12/08/09
9	Jaye Crockett	North Carolina A&T	11/28/12
8	Tony Battie	at TCU	12/14/96
8	Brodney Kennard	Kansas State	02/26/00
8	Jordan Tolbert	at Texas	01/26/13
8	Gionet Cooper	Baylor	01/04/97
7	Tony Battie	Arkansas-Little Rock	12/02/96
7	Tony Battie	at Texas A&M	02/12/97
7	Cliff Owens	at Texas	01/17/98
7	Andy Ellis	Prairie View A&M	01/03/00

### INDIVIDUAL SINGLE GAME

#### DEFENSIVE REBOUNDS

Reb.	Player	Opponent	Date
15	Tony Battie	Nebraska	02/08/97
15	Cliff Owens	New Mexico State	11/25/98
14	Tony Battie	Colorado	01/11/97
14	Cliff Owens	vs. Pepperdine	12/23/98
13	Tony Battie	Texas-San Antonio	12/17/96
13	Tony Battie	Oklahoma	02/19/97
13	Gionet Cooper	vs. Kansas State	03/06/97
13	Andy Ellis	Prairie View A&M	01/03/00
12	Tony Battie	Nicholls State	11/25/96
12	Tony Battie	at Oklahoma	01/15/97
12	Cliff Owens	Baylor	01/13/98
12	Cliff Owens	at Texas A&M	02/21/98
12	Devonne Giles	at Colorado	02/18/04
12	Devonne Giles	San Francisco	01/01/05
12	Brad Reese	Texas-Arlington	12/22/10

### INDIVIDUAL SINGLE-SEASON

#### TOTAL REBOUNDS

Player	Year	G.	P/G	Reb.
1. Paul Nolen	1950-51	28	17.6	492
2. Jim Reed	1954-55	25	16.3	407
3. Tony Battie	1996-97	28	11.8	329
4. Will Flemons	1992-93	30	10.8	324
5. Jim Reed	1952-53	24	13.5	323
6. Rick Bullock	1975-76	31	10.4	322
7. Eugene Carpenter	1954-55	25	12.8	321
8. Paul Nolen	1951-52	24	13.3	318
9. Jim Reed	1953-54	24	12.8	306
10. Jim Reed	1955-56	22	13.5	297

### INDIVIDUAL SINGLE-SEASON

#### REBOUNDING AVERAGE

Player	Year	G.	Reb.	P/G
1. Paul Nolen	1950-51	28	492	17.6
2. Jim Reed	1954-55	25	407	16.3
3. Jim Reed	1955-56	22	297	13.5
4. Jim Reed	1952-53	24	323	13.5
5. Paul Nolen	1951-52	24	318	13.3
6. Eugene Carpenter	1954-55	25	321	12.8
7. Jim Reed	1953-54	24	306	12.8
8. Paul Nolen	1952-53	24	294	12.3
9. Bob Glover	1965-66	24	294	12.3
10. Tony Battie	1996-97	28	329	11.8

### CAREER LEADERS

#### TOTAL REBOUNDS

Player	Years	G.	P/G	Reb.
1. Jim Reed	52-56	95	14.0	1,333
2. Paul Nolen	50-53	76	14.5	1,104
3. Rick Bullock	72-76	107	9.9	1,057
4. Will Flemons	89-93	96	9.2	934
5. Jason Sasser	92-96	119	7.5	895
6. Eugene Carpenter	53-56	75	11.2	840
7. Andre Emmett	01-04	128	6.0	765
8. Mike Russell	76-78	89	8.4	744
9. Tony Battie	94-97	86	8.4	724
10. Andy Ellis	99-02	104	6.4	670

### CAREER LEADERS

#### TOTAL REBOUNDS

Player	Years	G.	P/G	Reb.
1. Paul Nolen	50-53	76	14.5	1,104
2. Jim Reed	52-56	95	14.0	1,333
3. Eugene Carpenter	53-56	75	11.2	840
4. Rick Bullock	72-76	107	9.9	1,057
5. Will Flemons	89-93	96	9.2	934
6. Tony Battie	94-97	86	8.4	724
7. Mike Russell	76-78	89	8.4	744
8. Leon Hill	56-59	70	8.2	573
9. Norman Reuther	63-66	67	8.2	545
10. Jason Sasser	92-96	119	7.5	895

## ASSISTS RECORDS (TOP 10)

### TEAM SINGLE GAME

A. . . . . Opponent	Date
35 . . . East Central	11/20/08
30 . . . TCU	02/04/95
30 . . . Nicholls State	12/14/96
30 . . . Baylor	02/12/02
30 . . . UNC-Asheville	11/19/04
29 . . . Stetson	12/22/01
28 . . . at TCU	01/12/80
28 . . . New Mexico State	12/29/85
28 . . . vs. Fresno State	12/21/96
28 . . . Texas-Pan American	12/10/05
28 . . . Eastern Kentucky	11/22/08

### TEAM SEASON (HIGH) TOTAL ASSISTS

Season	G	P/G	Assists
2001-02	32	18.4	588
1994-95	30	19.5	585
1995-96	32	17.5	560
2004-05	33	16.8	554
1984-85	31	17.2	533
1992-93	30	17.2	515
2003-04	34	14.9	505
2009-10	35	14.3	502
2008-09	31	15.6	483
2005-06	32	15.1	482

### TEAM SEASON (HIGH)

#### TOTAL ASSISTS PER GAME

Season	G	Rebounds	P/G
1994-95	30	585	19.5
2001-02	32	588	18.4
1995-96	32	560	17.5
1984-85	31	533	17.2
1992-93	30	515	17.2
2004-05	33	554	16.8
1991-92	29	470	16.2
1993-94	28	451	16.1
1996-97	28	450	16.1
1989-90	27	430	15.9
1981-82	28	444	15.9

### INDIVIDUAL SINGLE GAME

#### TOTAL ASSISTS

Reb.	Player	Opponent	Date
14	Stan Bonewitz	vs. Fresno State	12/21/96
13	Mark Davis	TCU	12/24/95
13	Stan Bonewitz	vs. New Mexico State	12/27/96
13	John Roberson	at Texas A&M	01/28/09
12	Bryant Moore	SMU	02/02/91
12	Mark Davis	at Texas A&M	03/05/94
12	John Roberson	at Texas A&M	01/30/10
12	John Roberson	at Iowa State	01/26/11
11	Kent Williams	TCU	02/25/80
11	Sean Gay	Houston	01/11/89
11	Bryant Moore	at Baylor	02/09/91
11	Bryant Moore	Houston	02/25/92
11	Mark Davis	Texas	02/20/94
11	Jason Martin	Nicholls State	01/25/95
11	Rayford Young	New Mexico State	11/25/98
11	Jamal Brown	Louisiana-Lafayette	11/25/00
11	Jamal Brown	UTEP	12/05/00
11	Nick Valdez	Oklahoma State	01/19/02
11	Drew Coffman	Northern Colorado	01/04/05

### INDIVIDUAL SINGLE-SEASON

#### TOTAL ASSISTS

	Player	Year	G	P/G	Reb.
1.	John Roberson	2008-09	31	6.48	201
2.	John Roberson	2009-10	35	5.43	190
3.	Jason Martin	1995-96	32	5.69	182
4.	Bryant Moore	1991-92	29	6.17	179
5.	Jamal Brown	2000-01	27	6.30	170
6.	Bryant Moore	1990-91	29	5.38	156
7.	Stan Bonewitz	1996-97	28	5.39	151
8.	Kasib Powell	2002-03	35	4.31	151
9.	Lenny Holly	1992-93	30	4.97	149
10.	Kent Williams	1979-80	29	4.90	142

### INDIVIDUAL SINGLE-SEASON

#### ASSISTS AVERAGE

	Player	Year	G	Assists	P/G
1.	John Roberson	2008-09	31	201	6.48
2.	Jamal Brown	2000-01	27	170	6.30
3.	Bryant Moore	1991-92	29	179	6.17
4.	Jason Martin	1995-96	32	182	5.69
5.	John Roberson	2009-10	35	190	5.43
6.	Stan Bonewitz	1996-97	28	151	5.39
7.	Bryant Moore	1990-91	29	156	5.38
8.	Lenny Holly	1992-93	30	149	4.97
9.	Kent Williams	1979-80	29	142	4.90
10.	Mark Davis	1994-95	30	142	4.73

### INDIVIDUAL SINGLE-SEASON

#### TOTAL ASSISTS

	Player	Year	G	P/G	Reb.
1.	John Roberson	2007-11	127	4.92	625
2.	Stan Bonewitz	1995-99	110	3.95	435
3.	Sean Gay	1985-89	115	3.76	432
4.	Rayford Young	1996-00	107	3.79	406
5.	Martin Zeno	2004-07	130	3.10	403
6.	Bubba Jennings	1980-85	117	3.23	378
7.	Jarrius Jackson	2003-06	133	2.68	357
8.	Tony Benford	1982-86	121	2.82	341
9.	Bryant Moore	1990-92	58	5.78	335
10.	Kent Williams	1976-80	114	2.83	323

### INDIVIDUAL SINGLE-SEASON

#### ASSISTS AVERAGE

	Player	Year	G	Assists	P/G
1.	Bryant Moore	1990-92	58	335	5.78
2.	Jason Martin	1994-96	58	298	5.14
3.	John Roberson	2007-11	127	625	4.92
4.	Mark Davis	1993-95	58	251	4.33
5.	Kasib Powell	2001-03	67	274	4.09
6.	Stan Bonewitz	1995-99	110	435	3.95
7.	Rayford Young	1996-00	107	406	3.79
8.	Sean Gay	1985-89	115	432	3.76
9.	Bubba Jennings	1980-85	117	378	3.23
10.	Martin Zeno	2004-07	130	403	3.10



## STEALS AND BLOCKS RECORDS (TOP 10)

### TEAM SINGLE GAME

#### TOTAL STEALS

St. ....	Opponent .....	Date .....
24	Nicholls State .....	12/07/02
19	Massachusetts .....	11/21/03
18	East Central .....	11/20/08
18	Davidson .....	11/18/03
17	Grambling State .....	11/20/12
16	Northwestern State .....	12/29/07
16	UC Riverside .....	11/10/07
16	Texas-Pan American .....	12/10/05
16	at UTEP .....	11/30/02
16	at San Diego State .....	01/06/03
15	Jackson State .....	11/26/12
15	vs. Stanford .....	12/03/06
15	Morehead State .....	11/26/05
15	at UTEP .....	12/04/04
15	Kansas State .....	01/06/02
15	vs. Pepperdine .....	12/22/98
15	Baylor .....	03/06/93

### TEAM SEASON (HIGH)

#### TOTAL STEALS

Season .....	G .....	P/G .....	Steals .....
2002-03	35	8.49	297
2003-04	34	8.18	278
1994-95	30	8.77	263
2004-05	33	7.85	259
2012-13	31	8.23	255
2001-02	32	7.59	243
2009-10	35	6.83	239
2006-07	34	6.79	231
1993-94	28	7.64	214
1984-85	31	6.84	212

### TEAM SEASON (HIGH)

#### TOTAL STEALS PER GAME

Season .....	G .....	Steals .....	P/G .....
1994-95	30	263	8.77
2002-03	35	297	8.49
2012-13	31	255	8.23
2003-04	34	278	8.18
2004-05	33	259	7.85
1993-94	28	214	7.64
2001-02	32	243	7.59
2000-01	28	211	7.54
1983-84	29	209	7.21
1991-92	29	205	7.07

### INDIVIDUAL SINGLE-SEASON

#### TOTAL STEALS

Player .....	Year .....	G .....	P/G .....	Steals .....
1. Ronald Ross .....	2004-05	33	2.61	86
2. Andre Emmett .....	2002-03	34	1.88	64
3. Jarrius Jackson .....	2003-04	34	1.82	62
4. Josh Gray .....	2012-13	31	1.97	61
5. Ronald Ross .....	2002-03	35	1.60	56
6. Bryant Moore .....	1991-92	29	1.90	55
7. Sean Gay .....	1985-86	31	1.74	54
8. Steve Smith .....	1981-82	28	1.89	53
9. Jarrius Jackson .....	2005-06	32	1.66	53
10. Sean Gay .....	1987-88	27	1.89	51

### INDIVIDUAL SINGLE-SEASON

#### STEALS AVERAGE

Player .....	Year .....	G .....	Steals .....	P/G .....
1. Ronald Ross .....	2004-05	33	86	2.61
2. Josh Gray .....	2012-13	31	61	1.97
3. Rayford Young .....	1998-99	25	48	1.92
4. Bryant Moore .....	1991-92	29	55	1.90
5. Steve Smith .....	1981-82	28	53	1.89
6. Sean Gay .....	1987-88	27	51	1.89
7. Andre Emmett .....	2002-03	34	64	1.88
8. Jarrius Jackson .....	2003-04	34	62	1.82
9. Rayford Young .....	1999-00	28	51	1.82
10. Mark Davis .....	1993-94	28	49	1.75

### CAREER LEADERS

#### TOTAL STEALS

Player .....	Years .....	G .....	P/G .....	Steals .....
1. Ronald Ross .....	2002-05	132	1.55	204
2. Sean Gay .....	1986-89	115	1.70	196
3. Jarrius Jackson .....	2004-07	133	1.47	196
4. Rayford Young .....	1997-00	108	1.60	173
5. Martin Zeno .....	2005-08	130	1.29	168
6. Andre Emmett .....	2001-04	128	1.28	164
7. Bubba Jennings .....	1981-85	117	1.33	156
8. Jason Sasser .....	1993-96	119	1.21	144
9. John Roberson .....	2008-11	129	1.05	135
10. Koy Smith .....	1993-96	119	0.98	117

### CAREER LEADERS

#### STEALS AVERAGE

Player .....	Year .....	G .....	Steals .....	P/G .....
1. Bryant Moore .....	1991-92	57	105	1.84
2. Mark Davis .....	1994-95	58	100	1.72
3. Sean Gay .....	1986-89	115	196	1.70
4. Rayford Young .....	1997-00	108	173	1.60
5. Ronald Ross .....	2002-05	132	204	1.55
6. Jarrius Jackson .....	2004-07	133	196	1.47
7. Charles Johnson .....	1982-83	40	57	1.43
8. Phil Wallace .....	1984-85	60	83	1.38
9. Bubba Jennings .....	1981-85	117	156	1.33
10. Martin Zeno .....	2005-08	130	168	1.29

### INDIVIDUAL SINGLE-SEASON

#### TOTAL BLOCKS

Player .....	Year .....	G .....	P/G .....	Blocks .....
1. Tony Battie .....	1996-97	28	2.54	71
2. Brodney Kennard .....	1999-00	28	2.46	69
3. Tony Battie .....	1995-96	30	2.27	68
4. Devonnie Giles .....	2004-05	33	1.70	56
5. Andy Ellis .....	2001-02	32	1.72	55
6. Devonnie Giles .....	2003-04	34	1.50	51
7. D'walyyn Roberts .....	2009-10	34	1.29	44
8. Mark Davis .....	1993-94	28	1.54	43
9. Dejan Kravic .....	2012-13	31	1.32	41
10. Brodney Kennard .....	1998-99	30	1.23	37

### INDIVIDUAL SINGLE-SEASON

#### BLOCKS AVERAGE

Player .....	Year .....	G .....	Blocks .....	P/G .....
1. Tony Battie .....	1996-97	28	71	2.54
2. Brodney Kennard .....	1999-00	28	69	2.46
3. Tony Battie .....	1995-96	30	68	2.27
4. Andy Ellis .....	2001-02	32	55	1.72
5. Devonnie Giles .....	2004-05	33	56	1.70
6. Mark Davis .....	1993-94	28	43	1.54
7. Devonnie Giles .....	2003-04	34	51	1.50
8. Will Flemons .....	1989-90	25	37	1.48
9. Dejan Kravic .....	2012-13	31	41	1.32
10. D'walyyn Roberts .....	2009-10	34	44	1.29

### CAREER TOTAL BLOCKS

Player .....	Year .....	G .....	P/G .....	Blocks .....
1. Tony Battie .....	1995-97	87	1.86	162
2. Will Flemons .....	1990-93	96	1.14	109
3. Devonnie Giles .....	2004-05	67	1.60	107
4. B. Kennard .....	1999-00	58	1.83	106
5. R. Lewandowski .....	2009-12	126	0.80	101
6. Andy Ellis .....	1999-02	104	0.96	100
7. Vince Taylor .....	1982-85	118	0.84	99
8. D'walyyn Roberts .....	2008-11	115	0.84	97
9. Mark Davis .....	1994-95	58	1.36	79
10. Johnny Phillips .....	1998-01	110	0.60	66

### CAREER BLOCKS AVERAGE

Player .....	Year .....	G .....	Blocks .....	P/G .....
1. Tony Battie .....	1995-97	87	162	1.86
2. B. Kennard .....	1999-00	58	106	1.83
3. Devonnie Giles .....	2004-05	67	107	1.60
4. Mark Davis .....	1994-95	58	79	1.36
5. Will Flemons .....	1990-93	96	109	1.14
6. Andy Ellis .....	1999-02	104	100	0.96
7. Brad Reese .....	2010-11	67	62	0.93
8. D'walyyn Roberts .....	2008-11	115	97	0.84
9. Vince Taylor .....	1982-85	118	99	0.84
10. R. Lewandowski .....	2009-12	126	101	0.80

### TEAM SEASON (HIGH) TOTAL BLOCKS

Season .....	G/P/G .....	Blocks .....
2009-10	354.37	153
1998-99	304.63	139
2010-11	324.31	138
1999-00	284.89	137
2001-02	324.19	134
1995-96	323.84	123
2004-05	333.73	123
2013-14	323.66	117
2003-04	343.44	117
1979-80	293.69	107

### TEAM SEASON (HIGH)

#### TOTAL BLOCKS PER GAME

Season .....	G/Blocks .....	P/G .....
1999-00	28137	4.89
1998-99	30139	4.63
2009-10	35153	4.37
2010-11	32138	4.31
2001-02	32134	4.19
1995-96	32123	3.84
2004-05	33123	3.73
2000-01	28104	3.71
1979-80	29107	3.69
2013-14	32117	3.66

## YEAR BY YEAR RESULTS

1925-26 • Season Record: 6-8

Coach: Grady Higgenbotham

J. 25	Daniel Baker.....	L.....	25....	37
J. 26	Daniel Baker.....	L.....	28....	32
J. 30	West Texas.....	L.....	17....	32
F. 3	at Sul Ross State.....	L.....	24....	41
F. 4	at Sul Ross State.....	W.....	35....	21
F. 5	McMurry.....	W.....	35....	20
F. 6	McMurry.....	W.....	30....	28
F. 10	at West Texas.....	L.....	19....	43
F. 11	at West Texas.....	L.....	21....	42
F. 17	at Simmons University.....	W.....	30....	26
F. 19	at McMurry.....	W.....	23....	21
F. 18	at Simmons University.....	L.....	23....	31
F. 22	Abilene Christian.....	W.....	34....	21
F. 23	Abilene Christian.....	L.....	23....	41

1926-27 • Season Record: 8-10

Coach: Grady Higgenbotham

J. 20	Wayland Baptist.....	W.....	30....	16
J. 24	Sul Ross State.....	W.....	25....	19
J. 25	Sul Ross State.....	L.....	26....	35
J. 28	at Simmons University.....	L.....	25....	29
J. 29	at Simmons University.....	W.....	27....	21
J. 31	at Abilene Christian.....	L.....	30....	45
F. 1	at Abilene Christian.....	L.....	29....	37
F. 2	at McMurry.....	L.....	19....	21
F. 3	at McMurry.....	L.....	29....	30
F. 9	Sam Houston State.....	W.....	26....	16
F. 10	Sam Houston State.....	W.....	40....	21
F. 14	at West Texas State.....	L.....	19....	43
F. 15	at West Texas State.....	L.....	17....	40
F. 16	East Texas State.....	W.....	29....	24
F. 17	East Texas State.....	W.....	35....	28
F. 18	at Wayland Baptist.....	W.....	31....	26
F. 21	West Texas State.....	L.....	18....	40
F. 22	West Texas State.....	L.....	23....	38

1927-28 • Season Record: 9-7

Coach: Victor Payne

J. 16	at West Texas State.....	L.....	25....	27
J. 17	at West Texas State.....	L.....	20....	25
J. 24	Abilene Christian.....	L.....	40....	41
J. 25	Abilene Christian.....	W.....	34....	32
J. 30	at Simmons University.....	W.....	27....	20
J. 31	at Simmons University.....	W.....	34....	19
F. 1	at McMurry.....	W.....	27....	24
F. 2	at McMurry.....	W.....	24....	20
F. 3	at Abilene Christian.....	L.....	22....	25
F. 4	at Abilene Christian.....	L.....	32....	36
F. 8	McMurry.....	W.....	31....	14
F. 9	McMurry.....	W.....	41....	40
F. 13	Simmons University.....	W.....	45....	34
F. 14	Simmons University.....	L.....	44....	53
F. 20	West Texas State.....	W.....	39....	29
F. 21	West Texas State.....	L.....	35....	36

1928-29 • Season Record: 9-8

Coach: Victor Payne

J. 11	Abilene Christian.....	W.....	42....	30
J. 12	Abilene Christian.....	L.....	27....	46
J. 21	at Abilene Christian.....	W.....	37....	23
J. 22	at Abilene Christian.....	L.....	32....	33
J. 23	at Simmons University.....	L.....	24....	35
J. 24	at McMurry.....	W.....	22....	20
J. 25	at McMurry.....	W.....	28....	11
F. 1	Daniel Baker.....	W.....	47....	46
F. 2	Daniel Baker.....	L.....	25....	26
F. 5	West Texas State.....	L.....	14....	32
F. 6	West Texas State.....	L.....	24....	33
F. 8	McMurry.....	W.....	35....	22
F. 9	McMurry.....	W.....	41....	25
F. 12	Sul Ross State.....	W.....	52....	13
F. 13	Sul Ross State.....	W.....	38....	13
F. 20	at West Texas State.....	L.....	26....	48
F. 21	at West Texas State.....	L.....	22....	51

1929-30 • Season Record: 13-6

Coach: Victor Payne

J. 7	at Wayland Baptist.....	W.....	40....	29
J. 10	Wayland Baptist.....	W.....	35....	16
J. 13	Howard Payne.....	W.....	53....	31
J. 14	Howard Payne.....	W.....	40....	18
J. 16	Simmons University.....	W.....	44....	19
J. 21	Oklahoma Christian.....	W.....	37....	31
J. 22	Oklahoma Christian.....	W.....	42....	24
J. 27	Abilene Christian.....	W.....	40....	21
J. 28	Abilene Christian.....	W.....	35....	25
J. 29	Sul Ross State.....	W.....	33....	22
J. 30	Sul Ross State.....	W.....	44....	19
F. 3	at McMurry.....	W.....	37....	21
F. 4	at McMurry.....	L.....	24....	29
F. 5	at Simmons University.....	L.....	23....	28
F. 6	at Abilene Christian.....	L.....	25....	26
F. 10	West Texas State.....	L.....	24....	33
F. 11	West Texas State.....	L.....	35....	37
F. 19	at West Texas State.....	W.....	38....	32
F. 20	at West Texas State.....	L.....	14....	25

1930-31 • Season Record: 11-9

Coach: W.L. Golightly

D. 31	Southwestern State (OK).....	L.....	20....	40
J. 1	Southwestern State (OK).....	W.....	48....	44
J. 9	Texas Mines.....	W.....	33....	31
J. 10	Texas Mines.....	W.....	26....	24
J. 14	West Texas State.....	L.....	23....	39
J. 15	West Texas State.....	L.....	29....	31
J. 17	at Simmons University.....	L.....	25....	39
J. 20	at Abilene Christian.....	W.....	31....	25
J. 23	at Simmons University.....	L.....	30....	42
J. 29	Abilene Christian.....	W.....	34....	26
J. 30	Abilene Christian.....	W.....	27....	18
F. 9	McMurry.....	W.....	45....	20
F. 10	McMurry.....	W.....	29....	22
F. 18	at West Texas State.....	L.....	43....	50
F. 19	at West Texas State.....	L.....	29....	43
F. 23	at New Mexico Mines.....	W.....	59....	39
F. 24	at New Mexico.....	L.....	29....	32
F.25at	New Mexico.....	W.....	29....	24
F. 27	at Texas Mines.....	L.....	26....	29
F. 28	at Texas Mines.....	W.....	42....	23

1931-32 • Season Record: 9-14

Coach: Dell Morgan

J. 8	at Wayland Baptist.....	W.....	41....	24
J. 9	at Wayland Baptist.....	W.....	48....	31
J. 11	at Abilene Christian.....	W.....	37....	28
J. 12	at Abilene Christian.....	L.....	19....	32
J. 18	West Texas State.....	L.....	36....	54
J. 19	West Texas State.....	L.....	21....	52
J. 21	at Simmons University.....	L.....	36....	46
J. 22	at Simmons University.....	L.....	27....	36
J. 23	at Texas Christian.....	L.....	19....	30
J. 25	at Southwestern State (OK).....	L.....	25....	28
J. 26	at Cameron State.....	L.....	28....	34
J. 27	at Cameron State.....	W.....	47....	37
J. 30	at Southeastern State (OK).....	L.....	26....	27
F. 1	New Mexico.....	W.....	39....	32
F. 2	New Mexico.....	L.....	35....	38
F. 4	Cameron State.....	W.....	34....	30
F. 5	Cameron State.....	W.....	37....	28
F. 10	Simmons University.....	W.....	50....	46
F. 11	at Simmons University.....	L.....	41....	46
F. 15	Abilene Christian.....	L.....	22....	46
F. 16	Abilene Christian.....	W.....	35....	23
F. 17	at West Texas State.....	L.....	35....	51
F. 18	at West Texas State.....	L.....	35....	45

\* – Border Conference Game

1932-33 • Season Record: 15-8 (5-1 BC / 1st)

Border Conference Champions

Coach: Dell Morgan

J. 5	House of David.....	W.....	48....	34
J. 6	House of David.....	L.....	33....	35
J. 9	Southwestern State (OK).....	L.....	29....	35
J. 10	Southwestern State (OK).....	W.....	33....	28
J. 13	Randolph Field.....	W.....	42....	26
J. 16	at Sul Ross State.....	W.....	37....	18
J. 17	* at New Mexico A&M.....	W.....	48....	24
J. 18	* at New Mexico A&M.....	W.....	42....	24
J. 20	at West Texas State.....	L.....	30....	66
J. 21	at West Texas State.....	L.....	17....	42
J. 31	* New Mexico.....	W.....	50....	30
F. 1	* New Mexico.....	L.....	36....	48
F. 4	Oklahoma City.....	W.....	37....	30
F. 5	Oklahoma City.....	W.....	44....	28
F. 6	at New Mexico Military.....	W.....	47....	31
F. 7	at New Mexico Military.....	W.....	69....	22
F. 8	at New Mexico Normal.....	W.....	35....	24
F. 9	at New Mexico Normal.....	W.....	42....	35
F. 10	* at New Mexico.....	W.....	14....	13
F. 11	* at New Mexico.....	W.....	28....	25
F. 17	Southeastern State (OK).....	L.....	31....	33
F. 27	at West Texas State.....	L.....	29....	43
F. 28	at West Texas State.....	L.....	25....	37

\* – Border Conference Game

1933-34 • Season Record: 18-5 (7-1 BC / 1st)

Border Conference Champions

Coach: Dell Morgan

D. 29	Southwestern State.....	W.....	27....	23
D. 30	Southwestern State.....	L.....	15....	37
J. 4	House of David.....	L.....	28....	33
J. 5	House of David.....	W.....	30....	22
J. 9	* at Arizona State-Tempe.....	W.....	30....	22
J. 10	* at Arizona State-Tempe.....	L.....	21....	27
J. 12	* at Arizona State-Flagstaff.....	W.....	40....	33
J. 13	* at Arizona State-Flagstaff.....	W.....	28....	27
J. 15	* at Arizona.....	W.....	33....	29
J. 16	* at Arizona.....	W.....	38....	27
J. 17	at Texas Mines.....	W.....	34....	20
F. 1	at West Texas State.....	L.....	22....	23
F. 2	at West Texas State.....	W.....	29....	22
F. 8	* Arizona State-Flagstaff.....	W.....	48....	29
F. 9	* Arizona State-Flagstaff.....	W.....	37....	26
F. 12	Ogden Boosters (AAU).....	L.....	34....	41
F. 13	Ogden Boosters (AAU).....	W.....	42....	41
F. 14	at Simmons University.....	W.....	42....	38
F. 15	at Simmons University.....	W.....	39....	32
F. 22	Texas Mines.....	W.....	40....	19
F. 23	Texas Mines.....	W.....	36....	18
F. 26	West Texas State.....	W.....	34....	27
F. 27	West Texas State.....	W.....	32....	27

\* – Border Conference Game

1934-35 • Season Record: 14-10 (9-1 BC / 1st)

Border Conference Champions

Coach: Virgil Ballard

J. 28	Southwestern State (OK).....	L.....	22....	34
J. 29	Southwestern State (OK).....	L.....	28....	31
J. 2	House of David.....	W.....	24....	23
J. 3	House of David.....	L.....	33....	36
J. 8	* Arizona State-Tempe.....	W.....	40....	23
J. 9	* Arizona State-Tempe.....	W.....	34....	31
J. 14	* Arizona State-Flagstaff.....	W.....	41....	33
J. 15	* Arizona State-Flagstaff.....	W.....	31....	24
J. 21	West Texas State.....	L.....	27....	36
J. 22	West Texas State.....	W.....	53....	25
F. 11	at Sul Ross State.....	W.....	41....	37
F. 12	at Sul Ross State.....	L.....	22....	27
F. 13	* at New Mexico A&M.....	W.....	51....	34
F. 14	* at New Mexico A&M.....	W.....	46....	38
F. 15	* at New Mexico.....	L.....	35....	37
F. 16	* at New Mexico.....	W.....	31....	28
F. 19	Cameron State.....	L.....	16....	31
F. 20	Cameron State.....	L.....	33....	34

## YEAR BY YEAR RESULTS

F. 25	at West Texas State.....	L.....	27....	33
F. 26	at West Texas State.....	L.....	21....	28
M. 1	* Arizona.....	W.....	63....	25
M. 2	* Arizona.....	W.....	53....	38
M. 8	Hardin-Simmons.....	W.....	35....	26
M. 9	Hardin-Simmons.....	W.....	39....	28

\* – Border Conference Game

**1935-36 • Season Record: 10-10 (8-6 BC / 3rd)**  
**Coach: Berl Huffman**

J. 3	* New Mexico.....	L.....	40....	42
J. 4	* New Mexico.....	W.....	59....	27
J. 9	at Hardin-Simmons.....	L.....	29....	33
J. 10	at Hardin-Simmons.....	L.....	29....	43
J. 16	Sul Ross State.....	W.....	26....	19
J. 17	Sul Ross State.....	W.....	37....	26
F. 3	* at New Mexico.....	L.....	25....	43
F. 4	* at New Mexico.....	L.....	32....	35
F. 7	* New Mexico A&M.....	L.....	36....	37
F. 8	* New Mexico A&M.....	W.....	38....	27
F. 14	* at Arizona State-Flagstaff.....	W.....	35....	31
F. 15	* at Arizona State-Flagstaff.....	W.....	41....	28
F. 17	* at Arizona State-Tempe.....	L.....	34....	48
F. 18	* at Arizona State-Tempe.....	W.....	41....	38
F. 19	* at Arizona.....	W.....	41....	39
F. 20	* at Arizona.....	L.....	43....	57
F. 21	* at Texas Mines.....	W.....	43....	28
F. 22	* at Texas Mines.....	W.....	51....	32
F. 27	Hardin-Simmons.....	L.....	42....	50
F. 28	Hardin-Simmons.....	L.....	32....	52

\* – Border Conference Game

**1936-37 • Season Record: 18-7 (11-5 BC / 2nd)**  
**Coach: Berl Huffman**

D. 11	Cosden Oilers.....	W.....	40....	29
D. 11	Cosden Oilers.....	W.....	27....	19
D. 16	Southern California.....	L.....	17....	35
D. 30	\$ at East Central (OK).....	W.....	47....	32
D. 31	\$ at Southwestern (Kansas).....	W.....	49....	47
J. 1	\$ at Oklahoma A&M.....	L.....	19....	38
J. 2	\$ at Baylor.....	W.....	38....	28
J. 8	at Abilene Christian.....	W.....	44....	15
J. 9	at Abilene Christian.....	W.....	43....	20
J. 11	* Arizona State-Flagstaff.....	W.....	31....	23
J. 12	* Arizona State-Flagstaff.....	W.....	25....	20
F. 2	* Texas Mines.....	W.....	43....	17
F. 3	* Texas Mines.....	W.....	28....	25
F. 5	* at New Mexico A&M.....	L.....	42....	66
F. 6	* at New Mexico A&M.....	W.....	42....	36
F. 8	* at Arizona State-Tempe.....	W.....	36....	34
F. 9	* at Arizona State-Tempe.....	L.....	38....	39
F. 10	* at Arizona State-Flagstaff.....	W.....	33....	32
F. 11	* at Arizona State-Flagstaff.....	L.....	39....	58
F. 12	* at New Mexico.....	L.....	35....	36
F. 13	* at New Mexico.....	L.....	31....	38
F. 19	* Arizona State-Tempe.....	W.....	46....	33
F. 20	* Arizona State-Tempe.....	W.....	45....	24
F. 22	* Arizona.....	W.....	39....	26
F. 23	* Arizona.....	W.....	42....	34

\* – Border Conference Game

\$ – Charity Cage Tournament (Oklahoma City, Okla.)

**1937-38 • Season Record: 9-13 (7-7 BC / T4th)**  
**Coach: Berl Huffman**

D. 10	Texas Christian.....	L.....	24....	34
D. 11	Texas Christian.....	L.....	22....	40
D. 27	\$ at Northwestern Oklahoma.....	L.....	31....	41
D. 28	\$ at Stephen F. Austin.....	L.....	36....	48
D. 29	\$ at East Central (OK).....	L.....	33....	36
D. 30	\$ at Oklahoma Baptist.....	W.....	54....	30
J. 11	Abilene Christian.....	L.....	22....	32
J. 12	Abilene Christian.....	W.....	48....	19
J. 14	* New Mexico.....	W.....	50....	40
J. 15	* New Mexico.....	L.....	31....	41
J. 31	* at Texas Mines.....	W.....	41....	36
F. 1	* at Texas Mines.....	W.....	48....	43

F. 2	* at Arizona.....	L.....	33....	45
F. 3	* at Arizona.....	W.....	30....	26
F. 5	* at Arizona State-Flagstaff.....	W.....	43....	37
F. 7	* at Arizona State-Flagstaff.....	L.....	22....	37
F. 8	* at New Mexico.....	L.....	30....	34
F. 9	* at New Mexico.....	L.....	39....	51
F. 17	* New Mexico A&M.....	L.....	36....	44
F. 18	* New Mexico A&M.....	L.....	38....	59
F. 21	* Arizona State-Flagstaff.....	W.....	28....	19
F. 22	* Arizona State-Flagstaff.....	W.....	31....	28

\* – Border Conference Game

\$ – All-College Tournament (Oklahoma City, Okla.)

**1938-39 • Season Record: 13-6 (13-5 BC / 2nd)**  
**Coach: Berl Huffman**

D. 29	\$ vs. Kansas State-Pittsburg.....	L.....	35....	45
J. 6	* Texas Mines.....	L.....	35....	43
J. 7	* Texas Mines.....	W.....	37....	21
J. 13	* Arizona State-Flagstaff.....	W.....	56....	35
J. 14	* Arizona State-Flagstaff.....	W.....	49....	35
F. 3	* at New Mexico.....	W.....	39....	29
F. 4	* at New Mexico.....	W.....	56....	37
F. 6	* at Arizona State-Flagstaff.....	W.....	37....	36
F. 7	* at Arizona State-Flagstaff.....	W.....	53....	31
F. 10	* Arizona.....	W.....	53....	24
F. 11	* Arizona.....	W.....	52....	37
F. 13	* Arizona State-Tempe.....	W.....	48....	33
F. 14	* Arizona State-Tempe.....	W.....	54....	27
F. 24	* at Texas Mines.....	W.....	41....	33
F. 25	* at Texas Mines.....	L.....	29....	37
F. 27	* at New Mexico A&M.....	L.....	42....	58
F. 28	* at New Mexico A&M.....	L.....	48....	50
M. 3	* New Mexico A&M.....	W.....	51....	37
M. 4	* New Mexico A&M.....	L.....	52....	62

\* – Border Conference Game

\$ – All-College Tournament (Oklahoma City, Okla.)

**1939-40 • Season Record: 21-7 (5-1 BC / NA)**  
**Coach: Berl Huffman**

D. 8	Am. Lib. Pipeline.....	W.....	36....	30
D. 9	Am. Lib. Pipeline.....	W.....	37....	30
D. 13	at Stephen F. Austin.....	L.....	33....	38
D. 14	at Stephen F. Austin.....	L.....	28....	36
D. 15	at Texas.....	L.....	28....	48
D. 16	at Texas.....	L.....	30....	41
D. 18	at Centenary.....	W.....	38....	28
D. 19	at Centenary.....	W.....	39....	28
D. 20	at Louisiana Tech.....	W.....	44....	23
D. 21	at Louisiana Tech.....	W.....	30....	28
D. 28	\$ vs. Central Oklahoma.....	W.....	35....	31
D. 29	\$ vs. Montana State.....	W.....	32....	27
D. 30	\$ vs. Central Missouri State.....	W.....	32....	30
D. 31	\$ vs. Oklahoma A&M.....	L.....	34....	37
J. 5	* New Mexico.....	W.....	43....	28
J. 6	* New Mexico.....	W.....	40....	31
J. 12	Abilene Christian.....	W.....	43....	28
J. 13	Abilene Christian.....	W.....	40....	32
F. 2	at Hardin-Simmons.....	W.....	44....	25
F. 3	at Hardin-Simmons.....	W.....	41....	22
F. 9	* at New Mexico.....	L.....	33....	39
F. 10	* at New Mexico.....	W.....	35....	33
F. 12	* Texas Mines.....	W.....	52....	32
F. 13	* Texas Mines.....	W.....	31....	29
F. 17	Phillips 66ers.....	W.....	38....	36
F. 21	House of David.....	W.....	62....	26
F. 22	House of David.....	W.....	80....	33
F. 27	# vs. Stephen F. Austin.....	L.....	48....	50

\* – Border Conference Game

\$ – All-College Tournament (Oklahoma City, Okla.)

# – Southwest Intercollegiate Tournament (El Paso, Texas)

NOTE: A minimum number of conference games were not played to qualify for the conference championship

**1940-41 • Season Record: 19-6 (6-0 BC / NA)**

**Coach: Berl Huffman**

D. 9	at Eastern New Mexico.....	W.....	48....	31
D. 10	at Eastern New Mexico.....	W.....	40....	28
D. 13	Texas Christian.....	W.....	39....	24
D. 14	Texas Christian.....	W.....	35....	27
D. 17	at Texas.....	L.....	28....	30
D. 18	at Texas.....	W.....	44....	40
D. 19	at Howard Payne.....	L.....	41....	55
D. 26	\$ vs. Central Missouri State.....	W.....	47....	37
D. 27	\$ vs. Kansas State-Pittsburg.....	L.....	36....	38
D. 28	\$ vs. Wyoming.....	L.....	56....	66
J. 3	* New Mexico A&M.....	W.....	38....	36
J. 4	* New Mexico A&M.....	W.....	41....	33
J. 10	Abilene Christian.....	W.....	53....	17
J. 11	Abilene Christian.....	W.....	56....	35
F. 3	* New Mexico.....	W.....	34....	19
F. 4	* New Mexico.....	W.....	57....	25
F. 14	Hardin-Simmons.....	W.....	58....	36
F. 15	Hardin-Simmons.....	W.....	69....	39
F. 21	Phillips Oil.....	W.....	34....	33
F. 22	Phillips Oil.....	L.....	48....	54
F. 24	* at New Mexico.....	W.....	55....	35
F. 25	* at New Mexico.....	W.....	40....	25
F. 28	at Hardin-Simmons.....	W.....	49....	31
M. 1	at Hardin-Simmons.....	W.....	52....	27
NAAt	Chihuahua (Mexico).....	L.....	40....	43

\* – Border Conference Game

\$ – All-College Tournament (Oklahoma City, Okla.)

NOTE: A minimum number of conference games were not played to qualify for the conference championship

**1941-42 • Season Record: 16-11 (12-4 BC / 2nd)**  
**Coach: Berl Huffman**

D. 3	at Oklahoma A&M.....	L.....	40....	53
D. 10	Omaha University.....	W.....	42....	31
D. 13	* Texas Mines.....	W.....	56....	33
D. 16	at Rice.....	L.....	43....	55
D. 17	at Texas A&M.....	W.....	48....	36
D. 19	at Texas.....	L.....	34....	61
D. 20	at Texas.....	L.....	36....	47
D. 26	\$ Washington (St. Louis).....	W.....	42....	37
D. 27	\$ Texas.....	L.....	45....	55
D. 29	\$ Baylor.....	L.....	58....	59
J. 6	* at Arizona State-Flagstaff.....	W.....	51....	50
J. 7	* at Arizona State-Tempe.....	L.....	39....	53
J. 8	* at Arizona.....	W.....	53....	47
J. 15	* New Mexico.....	W.....	34....	30
J. 16	* New Mexico A&M.....	W.....	48....	32
F. 7	* Hardin-Simmons.....	W.....	47....	28
F. 12	* at West Texas State.....	L.....	49....	63
F. 13	* at Hardin-Simmons.....	W.....	49....	35
F. 18	* Arizona State-Flagstaff.....	W.....	48....	25
F. 19	* Arizona.....	W.....	49....	42
F. 20	* Arizona State-Tempe.....	W.....	61....	52
F. 25	* at New Mexico.....	W.....	53....	36
F. 26	* at New Mexico A&M.....	W.....	52....	36
F. 27	* at Texas Mines.....	L.....	43....	66
M. 2	* West Texas State.....	L.....	39....	50
M. 10	# Louisiana Tech.....	W.....	59....	47
M. 11	# Southeastern State (OK).....	L.....	36....	37

\* – Border Conference Game

\$ – All-College Tournament (Oklahoma City, Okla.)

# – National Association of Intercollegiate Basketball Championship Tournament (Kansas City, Mo.)

# YEAR BY YEAR RESULTS

1942-43 • Season Record: 13-10 (9-7 BC / 5th)

Coach: Polk Robison

D. 17	Lubbock Flyers.....	L.....	34... 35
D. 19	at South Plains AAF.....	W.....	41... 27
D. 28	\$ Arkansas.....	L.....	38... 43
D. 29	\$ Oklahoma Zoomers.....	L.....	30... 34
J. 5	Lubbock Flyers.....	W.....	37... 22
J. 7	at Kirkland Flyers.....	W.....	35... 32
J. 8	* at New Mexico.....	L.....	28... 35
J. 9	* at New Mexico.....	W.....	37... 29
J. 11	* Hardin-Simmons.....	W.....	53... 30
J. 12	* Hardin-Simmons.....	W.....	54... 33
J. 15	* at West Texas State.....	L.....	61... 78
J. 16	* at West Texas State.....	L.....	43... 50
F. 3	* New Mexico.....	W.....	37... 31
F. 4	* New Mexico.....	W.....	32... 30
F. 6	Lubbock Flyers.....	W.....	62... 50
F. 8	* at Hardin-Simmons.....	W.....	57... 44
F. 9	* at Hardin-Simmons.....	W.....	40... 32
F. 12	* West Texas State.....	L.....	49... 52
F. 13	* West Texas State.....	L.....	47... 53
F. 17	* at Arizona State-Tempe.....	W.....	46... 41
F. 18	* at Arizona.....	W.....	47... 35
F. 19	* West Texas State.....	L.....	40... 44
F. 20	* West Texas State.....	L.....	46... 53

\* – Border Conference Game

\$ – All-College Tournament (Oklahoma City, Okla.)

1943-44 • Season Record: 5-18

Coach: Polk Robison

D. 11	Bergstrom AAF (TX).....	L.....	32... 41
D. 17	Texas Christian.....	L.....	34... 49
D. 18	Texas Christian.....	W.....	39... 37
D. 27	\$ vs. Oklahoma A&M.....	L.....	31... 66
D. 28	\$ vs. Texas Christian.....	W.....	38... 37
D. 29	\$ vs. Rice.....	L.....	36... 60
D. 30	at Oklahoma A&M.....	L.....	24... 44
D. 31	Sheppard AAF (TX).....	L.....	37... 47
J. 1	Sheppard AAF (TX).....	L.....	46... 56
J. 22	at New Mexico.....	L.....	44... 56
J. 25	Lubbock AAF (TX).....	W.....	48... 46
J. 27	South Plains AAF (TX).....	L.....	45... 63
F. 3	at Fort Sumner (NM).....	L.....	39... 53
F. 4	at New Mexico.....	L.....	36... 61
F. 5	at New Mexico.....	L.....	30... 39
F. 9	at Amarillo AFB (TX).....	L.....	42... 53
F. 12	TT Engineers.....	L.....	49... 51
F. 15	Lubbock AAF (TX).....	W.....	58... 56
F. 17	at South Plains AAF (TX).....	L.....	52... 66
F. 19	TT Engineers.....	L.....	40... 51
F. 20	TT Engineers.....	L.....	40... 54
F. 26	Lubbock AAF (TX).....	L.....	49... 51
F. 29	South Plains AAF (TX).....	W.....	55... 46

\$ – All-College Tournament (Oklahoma City, Okla.)

NOTE: Border Conference disbanded for the 1943-44 season.

1944-45 • Season Record: 10-14

Coach: Polk Robison

D. 9	Lubbock AAF (TX).....	L.....	46... 75
D. 13	at SMU.....	L.....	50... 56
D. 14	at SMU.....	L.....	36... 57
D. 15	at Texas Christian.....	L.....	28... 45
D. 16	at Texas Christian.....	W.....	41... 36
D. 27	\$Oklahoma.....	L.....	31... 61
D. 28	\$ Denver.....	L.....	46... 51
D. 29	\$ Baylor.....	W.....	56... 38
D. 30	at Norman Naval (OK).....	L.....	33... 61
J. 5	Hardin-Simmons.....	W.....	63... 34
J. 6	Hardin-Simmons.....	W.....	45... 22
J. 22	at New Mexico.....	L.....	39... 47
J. 23	at New Mexico.....	L.....	41... 57
J. 30	at West Texas State.....	L.....	38... 66
J. 31	at West Texas State.....	L.....	43... 55
F. 7	at Lubbock AAF (TX).....	L.....	55... 64
F. 10	New Mexico.....	L.....	39... 42
F. 14	Texas Mines.....	W.....	46... 36

F. 15	Texas Mines.....	W.....	49... 32
F. 19	at Hardin-Simmons.....	W.....	52... 40
F. 20	at Hardin-Simmons.....	W.....	53... 14
F. 23	West Texas State.....	L.....	51... 61
F. 24	West Texas State.....	W.....	48... 43
M. 1	at Roswell AAF (NM).....	W (OT).....	47... 46

\$ – All-College Tournament (Oklahoma City, Okla.)

NOTE: Border Conference disbanded for the 1944-45 season.

1945-46 • Season Record: 12-9 (5-3 BC / 3rd)

Coach: Polk Robison

D. 6	Eastern New Mexico.....	W.....	75... 32
D. 7	Eastern New Mexico.....	W.....	63... 37
D. 12	at SMU.....	L.....	27... 50
D. 13	at SMU.....	L.....	43... 57
D. 14	at Texas Christian.....	L.....	42... 46
D. 15	at Texas Christian.....	L.....	43... 53
D. 21	Frank Phillips.....	W.....	53... 40
J. 5	* New Mexico.....	W.....	63... 55
J. 8	* at West Texas State.....	L.....	43... 48
J. 12	at Abilene Christian.....	W.....	61... 32
J. 28	at Clovis AAF (NM).....	W.....	49... 48
F. 2	* West Texas State.....	L.....	44... 45
F. 5	* West Texas State.....	W.....	48... 40
F. 8	* New Mexico.....	L.....	45... 47
F. 9	* New Mexico.....	W.....	55... 48
F. 11	* Hardin-Simmons.....	W.....	53... 31
F. 12	* Hardin-Simmons.....	W.....	71... 42
F. 25	Clovis AAF (NM).....	W.....	67... 24
F. 28	# vs. Texas Mines.....	W.....	52... 39
M. 1	# vs. Arizona.....	L.....	31... 61
M. 2	# vs. New Mexico.....	L.....	44... 49

\* – Border Conference Game

# – Border Conference Tournament (Albuquerque, N.M.)

1946-47 • Season Record: 10-12 (8-8 BC / T5th)

Coach: Berl Huffman

D. 3	at Oklahoma A&M.....	L.....	33... 39
D. 4	at Oklahoma.....	L.....	37... 60
D. 9	McMurry.....	W.....	62... 56
D. 13	* Arizona.....	L.....	47... 69
D. 16	* at Arizona State-Flagstaff.....	L.....	36... 51
D. 20	\$ vs. Sam Houston State.....	W.....	55... 45
D. 21	\$ vs. North Texas State.....	L.....	46... 59
D. 22	\$ vs. Texas A&M.....	L.....	46... 51
J. 9	* Arizona State-Flagstaff.....	W.....	44... 42
J. 10	* Arizona State-Tempe.....	L.....	52... 53
J. 14	* Arizona State-Tempe.....	L.....	39... 45
J. 30	* Hardin-Simmons.....	W.....	53... 42
J. 31	* Hardin-Simmons.....	L.....	47... 44
F. 4	* West Texas State.....	L.....	36... 41
F. 5	* West Texas State.....	W.....	57... 41
F. 7	* Texas Mines.....	W.....	74... 44
F. 13	* Texas Mines.....	L.....	40... 57
F. 14	* at New Mexico A&M.....	W (OT).....	57... 54
F. 15	* at New Mexico.....	L.....	49... 51
F. 21	* Arizona.....	W.....	61... 49
F. 27	* New Mexico A&M.....	W.....	72... 31
F. 28	* New Mexico.....	W.....	44... 40

\* – Border Conference Game

\$ – Houston Intercollegiate (Houston, Texas)

1947-48 • Season Record: 16-12 (10-6 BC / 2nd)

Coach: Polk Robison

D. 2	* Hardin-Simmons.....	W.....	51... 35
D. 5	at Texas Christian.....	W.....	66... 44
D. 6	at Texas Christian.....	L.....	46... 48
D. 8	% vs. Texas.....	L.....	42... 51
D. 9	at Rice.....	L.....	43... 50
D. 17	* New Mexico.....	W.....	62... 46
D. 18	* New Mexico A&M.....	W.....	53... 40
D. 29	NAMcMurry.....	W.....	60... 49
D. 29	\$ vs. North Texas.....	L.....	46... 59
D. 30	\$ vs. Texas Christian.....	L.....	48... 50
D. 31	\$ vs. Hardin-Simmons.....	W.....	77... 58
J. 7	Hardin College.....	W.....	60... 33

J. 9	* Arizona.....	W.....	65... 38
J. 14	* at Arizona.....	L.....	37... 61
J. 15	* at Arizona State-Tempe.....	L.....	41... 53
J. 16	* at Arizona State-Flagstaff.....	L.....	43... 47
F. 6	* Texas Mines.....	W.....	54... 41
F. 9	* at Hardin-Simmons.....	W.....	53... 32
F. 12	* Arizona State-Tempe.....	L.....	53... 55
F. 13	* Arizona State-Flagstaff.....	W.....	57... 43
F. 18	* at New Mexico.....	L.....	43... 50
F. 19	* at New Mexico A&M.....	W.....	53... 39
F. 20	* at Texas Mines.....	L.....	55... 56
F. 24	* West Texas State.....	W.....	46... 38
F. 26	* Hardin-Simmons.....	W.....	51... 41
M. 1	# vs. West Texas State.....	W.....	67... 46
M. 5	# vs. Abilene Christian.....	W.....	70... 47
M. 6	# at Texas Wesleyan.....	L.....	52... 54

\* – Border Conference Game

% – Houston, Texas

\$ – All-Collegiate Tournament (Fort Worth, Texas)

# – NAIB Regional Tournament (Fort Worth, Texas)

1948-49 • Season Record: 21-9 (11-5 BC / 2nd)

Coach: Polk Robison

N. 30	McMurry.....	W.....	63... 39
D. 3	at SMU.....	L.....	45... 57
D. 4	at SMU.....	W.....	60... 58
D. 7	at Rice.....	W.....	46... 39
D. 14	* Arizona State-Flagstaff.....	W.....	56... 39
D. 17	* Arizona State-Tempe.....	W.....	51... 47
D. 22	Marshall College.....	W.....	65... 54
NANorth Texas.....	W.....	68... 51	
D. 27	at Oklahoma A&M.....	L.....	26... 47
D. 28	at SMU.....	W.....	55... 52
D. 29	at Colorado A&M.....	L.....	58... 59
J. 6	* at Texas Mines.....	L.....	53... 57
J. 7	* at New Mexico A&M.....	W.....	46... 26
J. 8	* at New Mexico.....	W.....	58... 50
J. 11	* Texas Mines.....	W.....	57... 39
J. 14	* at West Texas State.....	W.....	53... 39
J. 28	* Hardin-Simmons.....	W.....	42... 40
J. 30	* at Arizona State-Flagstaff.....	L.....	47... 57
F. 1	* at Arizona State-Tempe.....	L.....	47... 60
F. 2	* at Arizona.....	L.....	25... 49
F. 10	* Arizona.....	W.....	60... 58
F. 15	* New Mexico A&M.....	W.....	63... 47
F. 18	* New Mexico.....	W.....	53... 51
F. 23	* West Texas State.....	W.....	70... 61
F. 26	* at Hardin-Simmons.....	L.....	60... 65
M. 3	% vs. Abilene Christian.....	W.....	71... 51
M. 5	% vs. East Texas State.....	W.....	63... 45
M. 8	# vs. Western Montana.....	W.....	79... 43
M. 9	# vs. North Dakota.....	W.....	62... 57
M. 10	# vs. Hamline (quarterfinals).....	L.....	56... 80

\* – Border Conference Game

% – NAIB Regional Tournament (Fort Worth, Texas)

# – National Association of Intercollegiate Basketball Championship Tournament (Kansas City, Mo.)

1949-50 • Season Record: 14-12 (8-8 BC / 5th)

Coach: Polk Robison

NAMcMurry.....	W.....	73... 46	
D. 6	at Rice.....	L.....	45... 57
D. 7	at Trinity.....	L.....	53... 65
D. 8	at Baylor.....	L.....	37... 58
D. 9	at Howard Payne.....	W.....	60... 59
D. 13	at Wayland Baptist.....	W.....	58... 50
D. 19	at Checker Cab.....	W.....	62... 43
D. 21	Austin College.....	W.....	69... 57
D. 28	at Checker Cab.....	L.....	55... 61
D. 29	at Wayland Baptist.....	W.....	54... 33
J. 5	* at Texas Western.....	W.....	59... 58
J. 6	* at New Mexico A&M.....	L.....	54... 58
J. 7	* at New Mexico.....	W.....	48... 44
J. 10	* West Texas State.....	L.....	43... 60
J. 13	* New Mexico.....	W.....	59... 55
J. 17	* at Hardin-Simmons.....	L.....	44... 49
F. 7	* Arizona State-Flagstaff.....	W.....	64... 51
F. 10	* Arizona State-Tempe.....	W.....	62... 53



## YEAR BY YEAR RESULTS

F. 13	* at Arizona State-Flagstaff.....	W	64...52
F. 14	* at Arizona State-Tempe.....	L	52...64
F. 15	* at Arizona.....	L	54...60
F. 21	* New Mexico A&M.....	W	79...48
F. 24	* Texas Western.....	W	67...49
F. 28	* Arizona.....	L	65...72
M. 2	* Hardin-Simmons.....	L	44...51
M. 4	* West Texas State.....	L	43...47

\* – Border Conference Game

**1950-51 • Season Record: 14-14 (10-6 BC / 3rd)**

Coach: Polk Robison

D. 4	McMurry.....	W	70...43
D. 6	% vs. Texas Christian.....	L	53...70
D. 9	Colorado Western.....	W	74...38
D. 11	at Oklahoma City.....	L	33...37
D. 13	at Washington (St. Louis).....	W	62...48
D. 14	at Illinois Wesleyan.....	L	68...76
D. 16	at Toledo.....	L	66...82
D. 18	at Bowling Green.....	L	60...79
D. 21	at Murray State.....	L	52...66
D. 28	& vs. Texas Christian.....	W	51...45
D. 30	at SMU.....	L	43...44
J. 4	New Mexico A&M.....	L	59...64
J. 5	New Mexico.....	W	59...50
J. 9	Hardin-Simmons.....	L	49...51
J. 10	at Hardin-Simmons.....	W	69...67
J. 16	* at West Texas State.....	W	56...55
J. 12	* Arizona.....	L	56...57
F. 4	* at Texas Western.....	L	76...80
F. 8	* at New Mexico A&M.....	W	53...42
F. 10	* at New Mexico.....	W	63...53
F. 14	* Arizona State-Tempe.....	W	81...61
F. 17	* Arizona State-Flagstaff.....	W	96...55
F. 19	* West Texas State.....	W	65...61
F. 20	* Texas Western.....	W	67...49
F. 21	@ vs. Phillips 66ers.....	L	36...72
F. 22	* at Arizona.....	L	68...78
F. 24	* at Arizona State-Tempe.....	L	71...72
F. 28	* at Arizona State-Flagstaff.....	W	62...43

% – Odessa, Texas

&amp; – Dallas, Texas

@ – Amarillo, Texas

**1951-52 • Season Record: 14-10 (9-5 BC / 3rd)**

Coach: Polk Robison

N. 29	# vs. Texas Wesleyan.....	W	57...39
N. 30	# vs. Hardin-Simmons.....	W	61...42
D. 3	McMurry.....	W	84...64
D. 13	at North Carolina State.....	W	63...62
D. 15	@ vs. Saint Joseph's.....	L	58...62
D. 17	at Vanderbilt.....	L	49...55
D. 19	\$ vs. Texas Christian.....	L	48...68
D. 20	\$ at SMU.....	L	48...50
D. 31	New Mexico.....	W	57...52
J. 4	* Arizona State-Flagstaff.....	W	87...50
J. 8	* New Mexico A&M.....	W	62...50
J. 11	* Texas Western.....	L	58...68
J. 17	* at Arizona.....	L	68...77
J. 18	* at Arizona State-Tempe.....	L	47...48
J. 19	* at Arizona State-Flagstaff.....	W	72...70
J. 24	* at West Texas State.....	L	57...66
F. 4	* at Texas Western.....	W	55...45
F. 5	* at New Mexico A&M.....	L	41...47
F. 12	* at Hardin-Simmons.....	W	68...54
F. 15	* Arizona.....	W	84...57
F. 18	at New Mexico.....	L	53...67
F. 22	* Arizona State-Tempe.....	W	75...54
F. 26	* Hardin-Simmons.....	W	72...58
M. 1	* West Texas State.....	W	89...85

# – Tulia Invitational (Tulia, Texas)

@ – Philadelphia Convention Hall (Philadelphia, Pa.)

\$ – Cotton Bowl Classic (Dallas, Texas)

**1952-53 • Season Record: 14-10 (9-5 BC / 3rd)**

Coach: Polk Robison

D. 4	# vs. at East Central (OK).....	W	69...57
D. 5	# vs. North Texas State.....	L	60...80
D. 9	Phillips 66ers.....	W	64...54
D. 12	at Tulsa.....	L	53...67
D. 13	at Oklahoma A&M.....	L	41...77
D. 20	at North Carolina.....	L	55...80
D. 22	at Miami (Fla.).....	L	64...79
D. 29	\$ vs. New Mexico.....	W	76...67
D. 30	\$ vs. Pepperdine.....	W	83...72
J. 6	* Arizona State-Flagstaff.....	W	93...75
J. 9	* Arizona State-Tempe.....	W	74...66
J. 13	* at Hardin-Simmons.....	L	63...69
J. 17	Phillips 66ers.....	W	82...44
J. 31	* at West Texas State.....	W	79...68
F. 6	* at New Mexico A&M.....	L	58...66
F. 7	* at Texas Western.....	W	68...94
F. 10	* Texas Western.....	W	74...59
F. 13	* New Mexico A&M.....	W	83...62
F. 17	* Arizona.....	W	100...80
F. 20	* West Texas State.....	W	79...63
F. 23	* at Arizona.....	L	63...79
F. 24	* at Arizona State-Tempe.....	L	76...80
F. 25	* at Arizona State-Flagstaff.....	W	74...69
M. 3	* Hardin-Simmons.....	L	84...86

# – Wayland Baptist Classic (Plainview, Texas)

\$ – West Texas Holiday Doubleheader (Canyon, Texas)

**1953-54 • Season Record: 21-5 (11-1 BC / 1st)**

Border Conference Champions

Coach: Polk Robison

D. 1	McMurry.....	W	95...54
D. 3	at Tennessee.....	W	88...71
D. 4	at University of the South.....	W	76...47
D. 5	at Vanderbilt.....	L	71...75
D. 11	@ vs. Howard Payne.....	W	86...81
D. 12	@ vs. North Texas State.....	W	73...66
D. 15	at Baylor.....	L	49...58
D. 16	at Texas A&M.....	W	58...55
D. 21	College of Pacific.....	W	89...62
D. 28	\$ vs. Hamline.....	W	59...53
D. 29	\$ at West Texas State.....	W	62...61
J. 8	* at Arizona.....	W	78...62
J. 9	* at Arizona State-Tempe.....	W	93...82
J. 10	at Arizona State-Flagstaff.....	W	62...43
J. 16	* New Mexico A&M.....	W	80...51
J. 19	* at Hardin-Simmons.....	W	78...66
F. 2	* at West Texas State.....	L	72...80
F. 6	* Texas Western.....	W	86...59
F. 8	at Texas.....	L	56...64
F. 12	* % vs. Texas Western.....	W	77...57
F. 13	* at New Mexico A&M.....	W	60...42
F. 16	* Hardin-Simmons.....	W	85...75
F. 19	* Arizona State-Tempe.....	W	97...67
F. 22	* Arizona.....	W	97...68
M. 2	* West Texas State.....	W	84...71
M. 9	#1 vs. Santa Clara.....	L	64...73

\* – Border Conference Game

@ – Canyon Reef Tournament (Snyder, Texas)

\$ – West Texas Holiday Doubleheader (Canyon, Texas)

% – Anthony, N.M.

#1 – NCAA West Regional First Round (Corvallis, Ore.)

**1954-55 • Season Record: 18-7 (9-3 BC / T1st)**

Coach: Polk Robison

D. 1	Eastern New Mexico.....	W	81...68
D. 4	Abilene Christian.....	W	86...55
D. 10	@ vs. Howard Payne.....	W	87...41
D. 11	@ vs. Centenary.....	W	93...75
D. 13	at Oklahoma A&M.....	W	49...48
D. 17	at Furman.....	W	111...103
D. 18	at North Carolina State.....	L	74...85
D. 20	at Memphis State.....	L	66...75
D. 28	\$ vs. Maryland.....	L	54...58
D. 29	\$ vs. Kentucky Wesleyan.....	L	86...89
D. 30	\$ vs. Mississippi.....	W	86...60

J. 7	* New Mexico A&M.....	W	83...54
J. 10	* Texas Western.....	W	86...66
J. 25	at Eastern New Mexico.....	W	88...62
J. 28	* at West Texas State.....	L	78...87
F. 1	* at Hardin-Simmons.....	W	72...59
F. 3	at Texas.....	W	79...74
F. 5	* Arizona State-Tempe.....	W	107...81
F. 7	* Arizona.....	W	82...70
F. 12	* Texas Western.....	W	98...91
F. 18	* at Arizona.....	W	68...63
F. 19	* at Arizona State-Tempe.....	L (OT)	75...77
F. 28	* Hardin-Simmons.....	W	94...70
M. 4	* at New Mexico A&M.....	W	87...58
M. 5	* at Texas Western.....	L	71...79

\* – Border Conference Game

@ – Canyon Reef Tournament (Snyder, Texas)

\$ – All-American City Tournament (Owensboro, Ky.)

**1955-56 • Season Record: 13-12 (8-4 BC / 1st)**

Border Conference Champions

Coach: Polk Robison

D. 2	Saint Michael's.....	W	94...49
D. 3	at Texas Christian.....	W	76...64
D. 5	at Missouri.....	L	60...92
D. 6	at Kansas State.....	L	70...89
D. 8	at Iowa State.....	L	52...72
D. 9	# at Nebraska.....	L (OT)	63...69
D. 17	Eastern New Mexico.....	W	88...62
D. 27	\$ vs. Oklahoma A&M.....	L	47...65
D. 28	\$ vs. Pennsylvania.....	L	58...60
D. 29	\$ vs. Loyola (La.).....	L	63...70
J. 4	* at West Texas State.....	L	71...72
J. 7	* Hardin-Simmons.....	W	91...59
J. 10	* at Arizona State-Tempe.....	L	72...84
J. 11	* at Arizona.....	W	85...78
J. 27	at Eastern New Mexico.....	W	102...85
F. 1	* Arizona State-Tempe.....	W	113...63
F. 6	* Arizona.....	W	105...67
F. 10	* West Texas State.....	W	101...76
F. 13	* Hardin-Simmons.....	W	70...55
F. 14	at Texas.....	W	84...72
F. 20	* at Texas Western.....	L	65...83
F. 21	* at New Mexico A&M.....	L	65...68
F. 27	* Texas Western.....	W	117...90
F. 29	* New Mexico A&M.....	W	87...66
M. 13	#1 vs. SMU.....	L	67...68

\* – Border Conference Game

\$ – All-College Tournament (Oklahoma City, Okla.)

#1 – NCAA West Regional First Round (Wichita, Kan.)

**1956-57 • Season Record: 12-11**

Coach: Polk Robison

D. 3	Kansas State.....	L	84...90
D. 5	Texas Christian.....	L	65...73
D. 10	Tulsa.....	W	66...62
D. 14	Iowa State.....	L	62...63
D. 17	at SMU.....	L	72...101
D. 20	Nebraska.....	L	66...67
D. 27	\$ vs. Memphis State.....	L	77...99
D. 28	\$ vs. Tulane.....	W	88...60
D. 29	\$ vs. Georgia Tech.....	L	66...79
J. 5	at Arizona State-Tempe.....	W	81...77
J. 7	at Arizona.....	L	63...79
J. 12	Arizona State-Tempe.....	W	85...68
J. 15	at Hardin-Simmons.....	W	59...53
J. 26	at West Texas State.....	W	84...68
J. 30	Baylor.....	W	65...68
F. 7	Hardin-Simmons.....	L	60...78
F. 9	SMU.....	W	68...67
F. 16	Texas Western.....	W	70...44
F. 21	at New Mexico A&M.....	L	59...68
F. 22	at Texas Western.....	L	53...66
F. 25	Arizona.....	W	100...84
F. 28	West Texas State.....	W	63...59
M. 4	at New Mexico A&M.....	W	83...68

\$ – All-College Tournament (Oklahoma City, Okla.)

NOTE: Not eligible for Border Conference title as school transitions to the Southwest Conference.

## YEAR BY YEAR RESULTS

## 1957-58 • Season Record: 15-8 (8-6 SWC / T3rd)

Coach: Polk Robison

D. 2	Abilene Christian	W	93	59
D. 7	Hamline	W	68	54
D. 11	West Texas State	W	95	73
D. 14	at Georgia Tech	W (OT)	67	64
D. 16	at LSU	W	79	72
D. 20	Santa Clara	W	68	67
D. 26	\$ vs. SMU	W (OT)	72	70
D. 27	\$ vs. Texas Christian	L	69	71
D. 28	\$ vs. Arkansas	L	67	71
J. 4	* at Rice	W	66	63
J. 7	* Texas Christian	W	83	70
J. 10	* SMU	L	80	84
J. 13	* at Arkansas	L	55	58
J. 25	* Baylor	W	74	60
F. 1	* at Texas A&M	W	57	55
F. 8	* at Texas	L	59	71
F. 11	* at Baylor	W	74	72
F. 15	* Arkansas	W	69	48
F. 18	* Texas	W	93	66
F. 22	* at SMU	L	56	66
F. 25	* Texas A&M	L	63	79
M. 1	* at Texas Christian	L	73	78
M. 4	* Rice	W	73	64

\* – Southwest Conference Game

§ – SWC Preseason Tournament (Houston, Texas)

## 1958-59 • Season Record: 15-9 (8-6 SWC / 3rd)

Coach: Polk Robison

D. 1	West Texas State	W	93	67
D. 3	at Oklahoma	W	73	64
D. 8	Eastern New Mexico	W	77	41
D. 13	at Iowa	L	73	75
D. 15	at Nebraska	L	46	54
D. 19	LSU	W	73	60
D. 20	Missouri	W	80	70
D. 27	\$ vs. Texas A&M	L	58	66
D. 28	\$ vs. Texas	W	59	57
D. 29	\$ vs. Arkansas	W	72	62
J. 3	* at Arkansas	L	57	61
J. 6	* Baylor	W	68	65
J. 10	* at SMU	L	59	73
J. 11	* at Texas	W	64	47
J. 13	* Texas Christian	W	61	57
J. 15	* Texas A&M	W	57	46
J. 16	* Rice	W	72	61
J. 28	* at Texas Christian	L	59	66
F. 3	* Texas	W	76	54
F. 9	* at Texas A&M	L	52	53
F. 14	* SMU	W	72	64
F. 24	* at Rice	L	64	94
F. 25	* at Baylor	L	55	65
F. 28	* Arkansas	W	80	69

\* – Southwest Conference Game

§ – SWC Preseason Tournament (Houston, Texas)

## 1959-60 • Season Record: 10-14 (7-7 SWC / T4th)

Coach: Polk Robison

D. 1	New Mexico	W	84	62
D. 5	at Colorado	L	66	79
D. 7	at Kansas	L	71	85
D. 9	Oklahoma	L	43	56
D. 12	Iowa	L	66	76
D. 18	at LSU	W	72	65
D. 22	Georgia Tech	L	60	63
D. 28	\$ vs. SMU	L	65	85
D. 29	\$ vs. Baylor	L	58	78
D. 30	\$ vs. Rice	W	79	67
J. 5	* Rice	W	71	64
J. 9	* at SMU	L	44	49
J. 12	* at Baylor	L	60	71
J. 30	* Texas Christian	W	75	66
F. 2	* Arkansas	W	82	79
F. 6	* at Texas A&M	L	59	89
F. 8	* at Texas	L	66	75
F. 13	* Baylor	L	72	87

F. 16	* at Arkansas	L	55	78
F. 20	* Texas	L	61	74
F. 23	* at Texas Christian	W	68	61
F. 26	* Texas A&M	W	68	61
F. 29	* SMU	W	71	69
M. 3	* at Rice	W	73	72

\* – Southwest Conference Game

§ – SWC Preseason Tournament (Houston, Texas)

## 1960-61 • Season Record: 15-10 (11-3 SWC / 1st)

Southwest Conference Champions

Coach: Polk Robison

D. 1	Hamline	W	92	78
D. 5	Kansas	L	75	97
D. 10	at Florida	L	76	79
D. 12	at Loyola (La.)	W	78	74
D. 16	LSU	L	69	73
D. 19	Vanderbilt	L	78	80
D. 22	at Oklahoma	L	56	75
D. 29	\$ vs. Air Force	W	81	69
D. 30	\$ vs. Eastern Kentucky	L	66	78
J. 3	* at SMU	W	70	68
J. 7	* Rice	W	78	45
J. 10	* at Texas	L	55	63
J. 13	* Texas A&M	W	74	68
F. 1	* at Texas Christian	W	89	75
F. 4	* Baylor	W	65	59
F. 7	* at Arkansas	W	72	66
F. 11	* SMU	W	88	67
F. 14	* at Texas A&M	L	71	74
F. 18	* Arkansas	W	87	81
F. 21	* at Baylor	W	98	81
F. 24	* Texas Christian	W	101	75
F. 27	* at Rice	L	91	95
M. 2	* Texas	W	63	60
M. 17	#1 vs. Cincinnati	L	55	78
M. 18	#2 vs. Houston	W	69	67

\* – Southwest Conference Game

§ – Red Raider Holiday Doubleheader (Lubbock, Texas)

#1 – NCAA Midwest Regional (Lawrence, Kan.)

#2 – NCAA Midwest Regional Third Place (Lawrence, Kan.)

## 1961-62 • Season Record: 19-8 (11-3 SWC / T1st)

Southwest Conference Co-Champions

Coach: Gene Gibson

D. 4	Colorado	W (2OT)	84	82
D. 8	at Memphis State	L	62	63
D. 9	at Vanderbilt	W	71	64
D. 16	Loyola (La.)	W	87	77
D. 19	Oklahoma	W	70	42
D. 28	\$ William & Mary	W	91	70
D. 29	\$ Mississippi	W	93	70
J. 3	* Texas	W	77	66
J. 6	* at Texas A&M	L	61	70
J. 9	* Rice	W	85	66
J. 13	* Baylor	W	55	51
J. 26	at UCLA	L	60	89
J. 27	at UCLA	L	58	87
J. 30	* at SMU	W	69	63
F. 3	* at Arkansas	W	66	64
F. 6	* Texas Christian	L	63	65
F. 10	* at Baylor	W	81	62
F. 13	* SMU	L	63	68
F. 17	* Arkansas	W	76	64
F. 20	* at Texas Christian	W	74	66
F. 24	* at Texas	W	84	71
F. 27	* Texas A&M	W	69	49
M. 6	* at Rice	W	60	58
M. 9	% vs. SMU	W	71	62
M. 12	#1 vs. Air Force	W	68	66
M. 16	#2 vs. Colorado	L	60	67
M. 17	#3 vs. Creighton	L	61	63

\* – Southwest Conference Game

§ – Red Raider Holiday Doubleheader (Lubbock, Texas)

% – SWC Playoff (Fort Worth, Texas)

#1 – NCAA Midwest Regional First Round (Dallas, Texas)

#2 – NCAA Midwest Regional Semifinal (Manhattan, Kan.)

#3 – NCAA Midwest Regional Third Place (Manhattan, Kan.)

## 1962-63 • Season Record: 6-17 (6-8 SWC / T5th)

Coach: Gene Gibson

D. 1	Nebraska	L	66	68
D. 6	at New Mexico	L	66	90
D. 8	Florida	L (OT)	69	71
D. 10	Memphis State	L	66	79
D. 14	at Auburn	L	57	86
D. 15	at Alabama	L	57	62
D. 18	at Oklahoma	L	62	85
J. 3	* at Texas Christian	W	69	66
J. 5	* Texas A&M	L	53	60
J. 8	* at SMU	L	61	70
J. 12	* Texas	L	58	78
J. 25	UCLA	L	63	83
J. 26	UCLA	L	80	103
F. 2	* at Baylor	W	60	59
F. 5	* Arkansas	W (OT)	80	75
F. 9	* at Rice	L	77	89
F. 12	* at Texas	L	76	90
F. 16	* Baylor	W	77	70
F. 19	* at Arkansas	L	78	83
F. 23	* Rice	W	74	73
F. 26	* Texas Christian	W	99	87
M. 1	* at Texas A&M	L	83	96
M. 5	* SMU	L	87	88

\* – Southwest Conference Game

## 1963-64 • Season Record: 16-7 (11-3 SWC / 2nd)

Coach: Gene Gibson

N. 30	New Mexico	L	75	76
D. 2	at Kentucky	L	91	107
D. 7	at Wyoming	L	81	100
D. 9	at Nebraska	W	76	60
D. 10	at Kansas	L	67	73
D. 14	Alabama	W	92	74
D. 17	Oklahoma	W	95	64
D. 19	Auburn	W	83	71
J. 4	* Arkansas	W	93	84
J. 7	* at Rice	L	60	61
J. 9	* Baylor	W	82	62
J. 27	Midwestern	W	102	86
F. 1	* Texas	W	94	90
F. 4	* at Texas Christian	W	90	74
F. 8	* at SMU	W	85	83
F. 11	* Texas A&M	W	84	82
F. 15	* at Texas	L	76	78
F. 18	* Texas Christian	W	101	94
F. 22	* at SMU	W	94	83
F. 25	* at Texas A&M	L	70	82
F. 29	* at Arkansas	W	87	86
M. 3	* Rice	W	77	70
M. 5	* at Baylor	W	96	82

\* – Southwest Conference Game

## 1964-65 • Season Record: 17-6 (12-2 SWC / 1st)

Coach: Gene Gibson

D. 2	McMurry	W	114	70
D. 5	at New Mexico	L	57	72
D. 7	at Arizona	L	75	77
D. 12	Wyoming	W	98	87
D. 16	at Oklahoma	L	79	85
D. 19	Nebraska	W	82	78
D. 21	Colorado	W	85	83
D. 29	\$ vs. Vanderbilt	L	73	83
D. 30	\$ vs. Georgia Tech	W	95	90
J. 5	* at Texas	W	66	62
J. 9	* Arkansas	W	93	78
J. 26	* SMU	W	107	89
J. 30	* at Texas Christian	W	108	94
F. 2	* Baylor	L	74	77
F. 6	* Rice	W	102	69
F. 9	* at Texas A&M	W (OT)	82	76
F. 13	* at SMU	W	82	72
F. 16	* Texas	W	87	73
F. 20	* at Rice	W	77	67
F. 23	* at Baylor	L	86	88
F. 26	* Texas Christian	W	93	91



## YEAR BY YEAR RESULTS

M. 2 \* at Arkansas .....W .....87... 80  
 M. 4 \* Texas A&M..... W .....98... 73

\* – Southwest Conference Game

§ – Sugar Bowl Tournament (New Orleans, La.)

NOTE: Texas Tech played eight conference games (6-2) inadvertently using an ineligible player, thus voluntarily withdrawing from title consideration.

## 1965-66 • Season Record: 13-11 (8-6 SWC / 3rd)

Coach: Gene Gibson

D. 1 at Colorado ..... L .....77... 86  
 D. 4 Kansas ..... L .....70... 74  
 D. 6 Arizona ..... W .....77... 72  
 D. 11 New Mexico ..... W .....78... 68  
 D. 14 Oklahoma ..... W .....100... 92  
 D. 16 at Kansas State ..... L .....68... 74  
 D. 18 at Wichita State ..... L .....84...105  
 D. 22 Kentucky ..... L .....73... 89  
 D. 28 at New Mexico State ..... W .....106... 87  
 J. 4 \* Baylor ..... W .....115... 77  
 J. 8 \* at Arkansas ..... L .....65... 74  
 J. 15 Midwestern ..... W .....102... 88  
 J. 22 \* SMU ..... W .....100... 83  
 J. 29 \* at Rice ..... W .....108... 90  
 F. 1 \* Texas Christian ..... W .....92... 89  
 F. 5 \* Texas ..... L .....74... 87  
 F. 8 \* at Texas A&M ..... L .....71... 77  
 F. 12 \* at Texas Christian ..... L .....81... 90  
 F. 15 \* Texas A&M ..... W .....98... 85  
 F. 19 \* at Texas ..... W .....117... 86  
 F. 22 \* at Baylor ..... L .....82... 83  
 F. 25 \* Arkansas ..... W .....79... 74  
 M. 1 \* Rice ..... W .....80... 74  
 M. 3 \* at SMU ..... L .....89... 99

\* – Southwest Conference Game

## 1966-67 • Season Record: 9-15 (7-7 SWC / 5th)

Coach: Gene Gibson

D. 1 Colorado ..... W .....72... 67  
 D. 3 Wichita State ..... L .....77... 90  
 D. 9 at Arizona ..... L .....49... 64  
 D. 10 at New Mexico ..... L .....59... 80  
 D. 13 at Oklahoma ..... L .....79... 94  
 D. 17 Kansas State ..... L .....55... 68  
 D. 19 at Wyoming ..... L .....57... 67  
 D. 20 at Denver ..... L .....62... 76  
 D. 27 Utah ..... L .....79... 93  
 J. 4 \* at Texas Christian ..... L .....65... 71  
 J. 7 \* at Arkansas ..... L .....65... 70  
 J. 10 \* Rice ..... W .....91... 69  
 J. 14 \* at Texas ..... L .....68... 70  
 J. 21 New Mexico State ..... W .....63... 60  
 J. 28 \* Baylor ..... L .....66... 71  
 F. 4 \* SMU ..... L .....75... 91  
 F. 7 \* at Texas A&M ..... L .....67... 70  
 F. 11 \* Texas Christian ..... W .....78... 72  
 F. 14 \* at SMU ..... W .....82... 74  
 F. 18 \* Texas A&M ..... W .....41... 36  
 F. 21 \* Texas ..... W .....88... 78  
 F. 25 \* at Baylor ..... L .....54... 57  
 F. 28 \* Arkansas ..... W .....73... 59  
 M. 2 \* at Rice ..... W .....72... 70

\* – Southwest Conference Game

## 1967-68 • Season Record: 10-14 (5-9 SWC / 7th)

Coach: Gene Gibson

D. 1 at Colorado ..... L .....69... 87  
 D. 2 at Utah ..... L .....58... 70  
 D. 4 at Brigham Young ..... L .....58... 72  
 D. 9 New Mexico ..... L .....58... 60  
 D. 12 Oklahoma ..... W .....74... 67  
 D. 14 at Centenary ..... W .....83... 79  
 D. 16 at Loyola (La.) ..... W .....66... 63  
 D. 21 Denver ..... L .....63... 73  
 D. 30 Washington ..... L .....71... 76  
 J. 3 \* Texas ..... L .....72... 84  
 J. 6 \* at Baylor ..... L .....50... 74

J. 8 \* at Texas A&M ..... L .....81... 94  
 J. 13 \* Rice ..... L .....68... 81  
 J. 20 Texas-Arlington ..... W .....93... 83  
 J. 27 \* SMU ..... W .....86... 78  
 F. 3 \* Texas Christian ..... W .....83... 65  
 F. 6 \* at Arkansas ..... W .....61... 56  
 F. 10 \* at SMU ..... L .....68... 85  
 F. 13 \* Arkansas ..... W .....74... 72  
 F. 17 \* at Texas Christian ..... L .....55... 73  
 F. 20 \* at Texas ..... L .....60... 79  
 F. 24 \* Baylor ..... W .....65... 63  
 F. 27 \* Texas A&M ..... W .....83... 81  
 M. 2 \* at Rice ..... L .....80... 84

\* – Southwest Conference Game

## 1968-69 • Season Record: 11-13 (6-8 SWC / T4th)

Coach: Gene Gibson

N. 30 Loyola (La.) ..... W .....79... 75  
 D. 5 Colorado ..... L .....77... 81  
 D. 7 Arizona ..... L (2OT) .....80... 85  
 D. 9 at Oklahoma ..... L .....74... 83  
 D. 14 at Houston Baptist ..... W .....55... 49  
 D. 16 at Tulane ..... L .....91...114  
 D. 21 Centenary ..... W .....90... 64  
 J. 2 McMurry ..... L .....80... 82  
 J. 4 Midwestern ..... W .....103... 83  
 J. 7 \* at Texas A&M ..... L .....84... 85  
 J. 11 \* Rice ..... W .....88... 82  
 J. 18 at Angelo State ..... W .....95... 80  
 J. 25 \* at Baylor ..... W .....73... 70  
 J. 28 \* Texas ..... L .....64... 82  
 F. 1 \* at SMU ..... L .....77... 87  
 F. 4 \* at Arkansas ..... L .....53... 64  
 F. 8 \* Texas Christian ..... W .....56... 49  
 F. 11 \* SMU ..... L .....65... 84  
 F. 15 \* at Texas Christian ..... L .....79... 99  
 F. 18 \* Arkansas ..... W .....59... 57  
 F. 22 \* Texas A&M ..... L .....70... 71  
 F. 25 \* at Rice ..... W .....84... 83  
 M. 1 \* at Texas ..... W .....82... 69  
 M. 4 \* Baylor ..... L .....63... 65

\* – Southwest Conference Game

## 1969-70 • Season Record: 14-10 (8-6 SWC / T3rd)

Coach: Bob Bass

D. 1 Houston Baptist ..... W .....76... 66  
 D. 6 Tulane ..... W .....82... 80  
 D. 8 Oklahoma ..... W .....66... 64  
 D. 11 at Colorado ..... L .....56... 75  
 D. 13 at New Mexico ..... L .....65... 87  
 D. 15 at Arizona ..... W .....85... 80  
 D. 18 Brigham Young ..... L .....81... 88  
 D. 20 Cal State-Long Beach ..... W .....75... 64  
 J. 3 Wyoming ..... L .....62... 63  
 J. 5 at UC-Santa Barbara ..... W .....69... 57  
 J. 17 \* at Rice ..... L .....85... 86  
 J. 20 \* SMU ..... W .....90... 60  
 J. 24 \* at Texas Christian ..... L .....73... 81  
 J. 27 \* at Baylor ..... L .....46... 47  
 J. 31 \* Arkansas ..... W .....50... 48  
 F. 3 \* Texas A&M ..... W .....84... 66  
 F. 7 \* at Texas ..... W .....81... 69  
 F. 10 \* Texas Christian ..... W .....75... 60  
 F. 14 \* Texas ..... W .....90... 71  
 F. 17 \* at Texas A&M ..... L .....74... 82  
 F. 21 \* at Arkansas ..... W .....76... 71  
 F. 24 \* Rice ..... W .....78... 66  
 F. 28 \* at SMU ..... L .....80... 85  
 M. 3 \* Baylor ..... L .....72... 80

\* – Southwest Conference Game

## 1970-71 • Record: 16-10 (9-5 SWC / 3rd)

Coach: Bob Bass (8-5)/Gerald Myers (8-5)

D. 1 San Diego State ..... W .....93... 86  
 D. 4 at Oregon ..... L .....81... 96  
 D. 5 at Washington ..... W .....76... 71  
 D. 7 at Oklahoma ..... L .....71... 80  
 D. 12 Arizona ..... W .....79... 67  
 D. 14 New Mexico ..... L (OT) .....72... 73  
 D. 19 Southern Illinois ..... W .....73... 69  
 D. 22 Colorado ..... L .....66... 67  
 D. 28 \$ vs. Pacific ..... W (OT) .....84... 80  
 D. 29 \$ at New Mexico State ..... L .....71... 78  
 J. 4 Northern Colorado ..... W .....80... 56  
 J. 9 Central Missouri ..... W .....86... 61  
 J. 12 \* Arkansas ..... W .....98... 68  
 J. 19 \* at Texas Christian ..... L .....71... 85  
 J. 23 \* Texas ..... W .....68... 62  
 J. 30 \* at Texas A&M ..... W .....76... 65  
 F. 2 \* Baylor ..... W .....90... 76  
 F. 6 \* at Rice ..... L .....64... 80  
 F. 9 \* at SMU ..... L .....91... 93  
 F. 13 \* Texas Christian ..... W .....72... 65  
 F. 16 \* at Texas ..... W .....70... 55  
 F. 20 \* Texas A&M ..... L (OT) .....64... 66  
 F. 23 \* at Arkansas ..... W .....89... 87  
 F. 27 \* SMU ..... W .....103... 92  
 M. 2 \* Rice ..... W .....99... 87  
 M. 6 \* at Baylor ..... L .....78... 79

\* – Southwest Conference Game

§ – Roadrunner Classic (Las Cruces, N.M.)

NOTE: Bob Bass coached the first 13 games (8-5), while Gerald Myers coached the last 13 games (8-5).

## 1971-72 • Season Record: 14-12 (8-6 SWC / 5th)

Coach: Gerald Myers

D. 1 Western Kentucky ..... W .....95... 87  
 D. 4 South Dakota State ..... W .....91... 73  
 D. 6 Oklahoma ..... W .....90... 70  
 D. 10 at Colorado ..... L .....77... 89  
 D. 11 at New Mexico ..... L .....63... 82  
 D. 18 at Tulsa ..... L .....84... 99  
 D. 22 Fresno State ..... W .....98... 85  
 D. 27 \$ vs. Eastern Kentucky ..... L .....92... 95  
 D. 28 \$ vs. Jacksonville ..... L .....66... 81  
 D. 29 \$ vs. Indiana State ..... L .....84... 88  
 J. 6 Arkansas State ..... W .....75... 68  
 J. 8 at Southern Illinois ..... W .....88... 81  
 J. 15 \* Baylor ..... W .....73... 67  
 J. 22 \* at Rice ..... W .....89... 85  
 J. 25 \* at Texas ..... W .....79... 68  
 J. 29 \* SMU ..... L .....69... 85  
 F. 1 \* at Arkansas ..... W .....76... 73  
 F. 5 \* at Texas A&M ..... L .....63... 68  
 F. 8 \* Texas Christian ..... L .....81... 85  
 F. 12 \* at Baylor ..... W .....80... 74  
 F. 15 \* Rice ..... W .....80... 76  
 F. 19 \* Texas ..... W .....81... 76  
 F. 22 \* at SMU ..... L .....73... 87  
 F. 26 \* Arkansas ..... W .....86... 85  
 F. 29 \* at Texas Christian ..... L .....88... 89  
 M. 4 \* Texas A&M ..... L .....61... 71

\* – Southwest Conference Game

§ – All-College Tournament (Oklahoma City, Okla.)

## YEAR BY YEAR RESULTS

1972-73 • Season Record: 19-8 (12-2 SWC / 1st)

Coach: Gerald Myers

D. 1	at Western Kentucky	W (OT)	72...66
D. 2	at St. Louis	L	62...73
D. 6	UNLV	W	67...53
D. 9	New Mexico	L (OT)	69...72
D. 12	Tulsa	W	92...83
D. 15	\$ at Kansas	L	51...67
D. 16	\$ vs. Army	W	53...52
D. 21	Central State (OK)	W	81...74
D. 30	Northeast Missouri	W	96...70
J. 4	Creighton	W	59...57
J. 6	at Air Force	L (OT)	66...69
J. 8	at Utah State	L	76...84
J. 13	SMU	W (OT)	80...76
J. 20	at Texas Christian	W	87...65
J. 23	Rice	W	65...51
J. 27	Texas	W (OT)	73...64
J. 30	at Texas A&M	W	68...67
F. 3	at Baylor	L	57...66
F. 6	Arkansas	W	73...64
F. 10	at SMU	W	64...59
F. 13	Texas Christian	W	74...64
F. 17	at Rice	W	65...51
F. 20	at Texas	W	80...77
F. 24	Texas A&M	L	75...76
F. 27	at Arkansas	W	64...63
M. 3	Baylor	W	77...74
M. 10	#1 vs. South Carolina	L	70...78

\* – Southwest Conference Game

\$ – Jayhawk Classic (Lawrence, Kan.)

#1 – NCAA Midwest Regional First Round (Wichita, Kan.)

1973-74 • Season Record: 17-9 (10-4 SWC / 2nd)

Coach: Gerald Myers

N. 30	at Fresno State	L	51...76
D. 1	at UNLV	W	82...76
D. 3	Vanderbilt	L	82...84
D. 8	Stetson	W	72...61
D. 10	at Houston	W	75...73
D. 15	Northern Colorado	W	88...56
D. 21	at New Mexico	L	65...102
D. 22	at Arizona	L	64...88
D. 31	Utah State	W	75...65
J. 2	at South Carolina	L	65...81
J. 5	Air Force	W	82...60
J. 7	Saint Louis	W	82...66
J. 12	* at Arkansas	W	80...77
J. 19	* Baylor	W	78...59
J. 22	* Texas A&M	W	67...61
J. 26	* at Texas	W	85...81
J. 29	* at Rice	W	75...67
F. 2	* Texas Christian	W	82...64
F. 5	* at SMU	L	71...73
F. 9	* at Baylor	W	85...69
F. 12	* Arkansas	W	89...83
F. 16	* at Texas A&M	L	95...98
F. 19	* Texas	L	74...75
F. 23	* Rice	W	85...54
F. 26	* at Texas Christian	W	77...66
M. 2	* SMU	L	72...78

\* – Southwest Conference Game

1974-75 • Season Record: 18-8 (11-3 SWC / T2nd)

Coach: Gerald Myers

D. 2	Adams State	W	98...72
D. 7	at Kansas State	L	65...88
D. 9	at Vanderbilt	L	86...95
D. 14	New Mexico	W	70...50
D. 20	\$ vs. Dayton	W	76...67
D. 21	\$ vs. La Salle	L	64...73
D. 28	Mississippi	W	90...85
J. 3	Arizona	L (OT)	61...62
J. 6	at Oklahoma State	W	72...62
J. 8	at Creighton	L	45...51
J. 13	Houston	W	86...82
J. 18	Oklahoma Baptist	W	66...51
J. 21	* at Arkansas	L	62...65
J. 25	* at Texas	W	59...57
J. 28	* Texas A&M	L	55...62
F. 1	* at Texas Christian	W (OT)	82...78
F. 4	* Baylor	W	72...61
F. 8	* at Rice	W	86...60
F. 11	* SMU	W	74...61
F. 15	* Rice	W	74...63
F. 18	* at SMU	W	60...57
F. 22	* Arkansas	W	63...55
F. 25	* at Texas A&M	W	73...63
M. 1	* Texas	W	78...51
M. 4	* at Baylor	L	55...60
M. 8	* Texas Christian	W	103...78

\* – Southwest Conference Game

\$ – Dayton Holiday Tournament (Dayton, Ohio)

1975-76 • Season Record: 25-6 (13-3 SWC / 2nd)

Southwest Conference Tournament Champions

Coach: Gerald Myers

N. 29	Kansas State	W	66...58
D. 1	NW Oklahoma State	W	91...53
D. 6	at Notre Dame	L	63...88
D. 8	at Mississippi	W	57...51
D. 13	Oklahoma State	W	69...60
D. 27	\$ vs. Colorado State	W	59...55
D. 28	\$ vs. Duquesne	W	78...65
D. 29	\$ vs. Washington	L	61...83
J. 3	UNC-Charlotte	W	71...62
J. 6	* at Rice	W	102...62
J. 10	* Texas Christian	W	82...58
J. 12	* Rice	W	83...58
J. 14	* at Texas	W	67...61
J. 17	* Texas A&M	L	62...64
J. 20	* at Baylor	W	94...82
J. 24	* SMU	W	72...69
J. 28	* at Arkansas	L (2OT)	86...92
J. 31	* at Houston	W	57...54
F. 3	* Arkansas	W	86...78
F. 7	* at Texas Christian	W	82...75
F. 10	* Texas	W	71...60
F. 14	* at Texas A&M	L	64...73
F. 17	* Baylor	W	87...76
F. 21	* at SMU	W	107...101
F. 26	* Houston	W	93...85
F. 28	@1 Rice	W	101...84
M. 4	@2 vs. Houston	W	80...69
M. 5	@2 vs. Arkansas	W	70...63
M. 6	@2 vs. Texas A&M	W	74...72
M. 10	#1 vs. Syracuse	W	69...56
M. 18	#2 vs. Missouri	L	75...86

\* – Southwest Conference Game

\$ – Far West Classic (Portland, Ore.)

@1 – SWC Postseason Classic First Round (Lubbock, Texas)

@2 – SWC Postseason Classic (Dallas, Texas)

#1 – NCAA Midwest Region First Round (Denton, Texas)

#2 – NCAA Midwest Region Semifinal (Louisville, Ky.)

1976-77 • Season Record: 20-9 (12-4 SWC / 3rd)

Coach: Gerald Myers

N. 29	South Dakota	W	87...56
D. 1	Wisconsin	W	78...48
D. 4	South Carolina	W	83...75
D. 9	at Air Force	W	72...56
D. 11	at Wyoming	W	66...56
D. 20	\$ vs. Miami (Ohio)	L	63...74
D. 21	\$ vs. Utah State	L	68...78
D. 27	+ vs. Southern Mississippi	W	75...74
D. 28	+ vs. South Alabama	L	67...75
D. 30	New Mexico State	L	63...83
J. 4	* Arkansas	L	38...41
J. 8	* at Rice	W	83...58
J. 10	* at Arkansas	L	53...60
J. 12	* Texas Christian	W	87...68
J. 15	* at Texas	L	72...73
J. 18	* Texas A&M	W	66...64
J. 22	* at Baylor	W	79...66
J. 24	* SMU	W	58...57
J. 27	* Houston	W (OT)	84...83
F. 1	* at Houston	L	87...94
F. 5	* Rice	W	84...65
F. 8	* at Texas Christian	W	72...74
F. 12	* Texas	W	87...69
F. 15	* at Texas A&M	W	60...59
F. 19	* Baylor	W	68...61
F. 22	* at SMU	W	64...62
F. 26	@1 Rice	W	93...74
M. 3	@2 vs. Baylor	W	66...57
M. 4	@2 vs. Houston	L	83...94

\* – Southwest Conference Game

\$ – Indiana Classic (Bloomington, Ind.)

+ – Senior Bowl Tournament (Mobile, Ala.)

@1 – SWC Postseason Classic (Lubbock, Texas)

@2 – SWC Postseason Classic (Houston, Texas)

1977-78 • Season Record: 19-10 (10-6 SWC / 4th)

Coach: Gerald Myers

N. 28	Oklahoma Baptist	W	103...59
N. 30	at New Mexico State	W	71...68
D. 2	McNeese	W	69...56
D. 3	Air Force	W	70...63
D. 10	South Alabama	W	60...58
D. 16	\$ vs. Utah	L	62...68
D. 17	\$ vs. Dartmouth	W	63...51
D. 27	% vs. Rhode Island	W (OT)	78...73
D. 28	% vs. North Carolina	L	76...88
D. 29	% vs. Providence	L	52...53
J. 4	Samford	W	88...58
J. 7	* at Texas	L	86...101
J. 9	* Texas Christian	W	69...56
J. 12	* at Baylor	W	71...61
J. 14	* at Rice	W	75...63
J. 17	* SMU	W	45...43
J. 21	* Texas A&M	W	71...58
J. 25	* at Houston	L	71...84
J. 28	* Arkansas	L	49...54
J. 30	* at Texas Christian	W	58...55
F. 1	* Rice	W	81...77
F. 4	* Baylor	W	78...62
F. 7	* at SMU	W	64...62
F. 11	* at Texas A&M	W	78...70
F. 15	* Houston	L	77...81
F. 18	* Texas	L	63...78
F. 21	* at Arkansas	L	49...58
F. 25	@1 Texas A&M	W	85...78
M. 2	@2 vs. Houston	L	82...93

\* – Southwest Conference Game

\$ – Volunteer Classic (Knoxville, Tenn.)

% – Rainbow Classic (Honolulu, Hawaii)

@1 – SWC Postseason Classic (Lubbock, Texas)

@2 – SWC Postseason Classic (Houston, Texas)

## YEAR BY YEAR RESULTS

## 1978-79 • Season Record: 19-11 (9-7 SWC / T4th)

Coach: Gerald Myers

N. 27	Central State.....	W	85	61
N. 29	Northern Montana.....	W	109	54
D. 2	at UNC-Charlotte.....	W	50	44
D. 7	Colorado State.....	W	79	67
D. 9	Wyoming.....	L	65	68
D. 11	NE Louisiana.....	W (OT)	69	67
D. 15	\$ vs. Oklahoma State.....	W (OT)	85	83
D. 16	\$ vs. Western Illinois.....	W	83	81
D. 28	% vs. Michigan.....	W	87	85
D. 29	% vs. Clemson.....	L	57	58
J. 6	* Texas.....	W	92	74
J. 8	* at Texas Christian.....	W	99	75
J. 11	* Baylor.....	W	80	76
J. 13	* Rice.....	L	56	62
J. 16	* at SMU.....	L	65	69
J. 20	* at Texas A&M.....	L	63	68
J. 24	* Houston.....	W	70	68
J. 27	* at Arkansas.....	L	57	63
J. 29	* Texas Christian.....	W	91	71
F. 1	* at Rice.....	W	78	56
F. 3	* at Baylor.....	W	78	70
F. 6	* SMU.....	W	66	60
F. 10	* Texas A&M.....	W	67	63
F. 15	* at Houston.....	L	89	103
F. 17	* at Texas.....	L (OT)	56	63
F. 20	* Arkansas.....	L	65	66
F. 24	@1 Rice.....	W	82	49
M. 1	@2 vs. Texas A&M.....	W (OT)	63	62
M. 2	@2 vs. Arkansas.....	L	77	93
M. 8	# Indiana.....	L	59	78

\* – Southwest Conference Game

\$ – Birmingham Classic (Birmingham, Ala.)

+ – Sun Bowl Classic (El Paso, Texas)

@1 – SWC Postseason Classic (Lubbock, Texas)

@2 – SWC Postseason Classic (Houston, Texas)

# – National Invitation Tournament (Lubbock, Texas)

## 1979-80 • Season Record: 16-13 (8-8 SWC / T4th)

Coach: Gerald Myers

N. 15	West Texas State.....	W	78	64
D. 1	South Dakota State.....	W	111	75
D. 5	North Texas.....	W	103	68
D. 8	at Colorado State.....	L	66	73
D. 10	at Air Force.....	W	58	54
D. 13	Lamar.....	W	83	68
D. 20	Vanderbilt.....	W (OT)	89	86
D. 26	\$ vs. Clemson.....	L	68	79
D. 27	\$ vs. Oregon.....	L	72	77
D. 28	\$ vs. at Penn State.....	L	46	47
J. 3	* at Texas.....	W	57	54
J. 5	* Houston.....	W	77	70
J. 8	* at Texas A&M.....	L	60	63
J. 12	* at Texas Christian.....	W	84	65
J. 15	* Rice.....	W (OT)	62	59
J. 19	* Baylor.....	W	69	67
J. 26	* at SMU.....	L	75	76
J. 28	* Arkansas.....	L (OT)	69	71
J. 30	* at Houston.....	L	63	75
F. 2	* Texas Christian.....	W	57	42
F. 4	* Texas A&M.....	W	63	53
F. 7	* at Rice.....	L	61	71
F. 9	* at Baylor.....	L	56	79
F. 16	* SMU.....	W	62	59
F. 19	* Texas.....	L	63	76
F. 22	* at Arkansas.....	L	60	84
F. 25	@1 Texas Christian.....	W	71	52
F. 28	@2 vs. SMU.....	W	73	65
F. 29	@2 vs. Texas A&M.....	L	51	61

\* – Southwest Conference Game

\$ – Far West Classic (Corvallis, Ore.)

@1 – SWC Postseason Classic (Lubbock, Texas)

@2 – SWC Postseason Classic (San Antonio, Texas)

## 1980-81 • Season Record: 15-13 (8-8 SWC / T4th)

Coach: Gerald Myers

N. 28	East Central (OK).....	W	66	56
D. 1	at West Texas State.....	L	62	64
D. 4	Western Kentucky.....	W	68	58
D. 6	Air Force.....	W	50	49
D. 8	Louisiana Tech.....	W	67	47
D. 10	U.S. International.....	W	77	60
D. 13	at Alabama.....	L	64	66
D. 26	\$ vs. Washington.....	W (2OT)	98	85
D. 27	\$ at Minnesota.....	L	56	72
J. 3	* Texas.....	W	89	79
J. 6	* at Houston.....	L	70	73
J. 10	* Texas A&M.....	W	72	70
J. 13	* Texas Christian.....	W	67	54
J. 17	* at Rice.....	L (OT)	50	52
J. 19	* at Baylor.....	L	61	69
J. 22	at North Texas.....	L	67	69
J. 26	* SMU.....	L	48	58
J. 28	* at Arkansas.....	L	35	60
J. 31	* Houston.....	W	81	70
F. 3	* at Texas Christian.....	W (OT)	70	60
F. 10	* Rice.....	W	61	55
F. 14	* Baylor.....	W	56	53
F. 17	* at Texas A&M.....	L	52	65
F. 21	* at SMU.....	W	51	48
F. 24	* at Texas.....	L	54	65
F. 28	* Arkansas.....	L	61	64
M. 2	@1 SMU.....	W	80	58
M. 5	@2 vs. Texas.....	L	58	66

\* – Southwest Conference Game

\$ – Pillsbury Classic (Minneapolis, Minn.)

@1 – SWC Postseason Classic (Lubbock, Texas)

@2 – SWC Postseason Classic (San Antonio, Texas)

## 1981-82 • Season Record: 17-11 (8-8 SWC / 6th)

Coach: Gerald Myers

N. 27	Louisiana Tech.....	W	89	75
N. 30	Texas Wesleyan.....	W	119	89
D. 3	Alabama.....	L	93	95
D. 7	at Texas-San Antonio.....	W	67	51
D. 10	Texas-Arlington.....	W	107	84
D. 12	West Texas State.....	W	95	77
D. 19	at Utah.....	W	71	65
D. 21	Long Beach State.....	W	83	71
D. 29	\$ vs. Jacksonville.....	L	58	59
D. 30	\$ vs. Boston College.....	W	84	78
J. 2	* Arkansas.....	W	79	74
J. 5	* at Texas.....	L	50	55
J. 9	* Houston.....	L	68	78
J. 11	* at Texas A&M.....	W	68	64
J. 16	* at Texas Christian.....	L	58	67
J. 19	* Rice.....	L	57	66
J. 23	* Baylor.....	W	78	71
J. 30	* at SMU.....	W	63	52
F. 3	* at Houston.....	L	80	83
F. 6	* Texas Christian.....	W	71	65
F. 8	* Texas A&M.....	W	91	82
F. 10	* at Rice.....	L	56	76
F. 13	* at Baylor.....	L	61	64
F. 20	* SMU.....	W	71	44
F. 22	* Texas.....	W	67	65
F. 27	* at Arkansas.....	L	61	67
M. 1	@1 Rice.....	W	60	46
M. 3	@2 vs. Texas Christian.....	L	61	67

\* – Southwest Conference Game

\$ – Gator Bowl Classic (Jacksonville, Fla.)

@1 – SWC Postseason Classic (Lubbock, Texas)

@2 – SWC Postseason Classic (Dallas, Texas)

## 1982-83 • Season Record: 12-19 (7-9 SWC / 6th)

Coach: Gerald Myers

N. 26	+ vs. Arizona State.....	L	66	68
N. 27	+ vs. Davidson.....	L	51	54
N. 29	Auburn-Montgomery.....	W	70	60
D. 4	at Alabama.....	L	53	74
D. 6	at Louisiana Tech.....	L	60	66

D. 10	Texas-San Antonio.....	L	67	69
D. 11	Oklahoma City.....	W	64	60
D. 21	at San Diego.....	L	53	66
D. 23	at Pepperdine.....	L	85	93
D. 27	\$ vs. North Carolina.....	L	47	79
D. 28	\$ vs. Virginia Tech.....	L	49	53
D. 29	\$ vs. Arizona State.....	L (OT)	59	60
J. 5	at SMU.....	L	77	94
J. 8	at Texas Christian.....	L	57	59
J. 11	Texas.....	W	59	51
J. 15	Pan American.....	W	59	52
J. 17	at Houston.....	L	73	98
J. 5	at SMU.....	L	77	94
J. 8	at Texas Christian.....	L	57	59
J. 11	Texas.....	W	59	51
J. 15	Pan American.....	W	59	52
J. 17	at Houston.....	L	73	98
J. 22	Rice.....	W (OT)	54	50
J. 26	Arkansas.....	L	59	62
J. 29	at Baylor.....	W	58	57
J. 31	at Texas A&M.....	L	63	78
F. 5	SMU.....	W	65	61
F. 9	Texas Christian.....	W	67	61
F. 12	at Texas.....	W	78	56
F. 19	Houston.....	L	73	84
F. 23	at Rice.....	W (OT)	69	67
F. 26	at Arkansas.....	L	63	77
M. 2	Baylor.....	L	61	63
M. 5	Texas A&M.....	L	70	93
M. 7	@1 Baylor.....	W	57	55
M. 10	@2 vs. SMU.....	L	69	76

\* – Southwest Conference Game

+ – Crush Classic (Rosemont, Ill.)

\$ – Rainbow Classic (Honolulu, Hawaii)

@1 – SWC Postseason Classic (Lubbock, Texas)

@2 – SWC Postseason Classic (Dallas, Texas)

## 1983-84 • Season Record: 17-12 (10-6 SWC / 4th)

Coach: Gerald Myers

N. 26	at Washington.....	L	45	54
N. 28	at Nebraska.....	W	59	45
D. 1	San Diego.....	W	64	53
D. 3	at Oklahoma City.....	W	54	39
D. 7	New Mexico State.....	W	79	66
D. 10	Pepperdine.....	W	82	64
D. 16	\$1 vs. Alabama.....	L	56	76
D. 17	\$2 vs. DePaul.....	L	47	50
D. 21	at Memphis State.....	L	41	53
D. 27	+ vs. Arizona.....	L (OT)	49	51
D. 28	+ vs. Michigan.....	W	59	58
J. 4	* Texas Christian.....	W	79	60
J. 7	* at Texas.....	W	74	47
J. 12	* Houston.....	L	66	88
J. 18	* at Rice.....	W (2OT)	76	68
J. 21	* at Arkansas.....	L	57	67
J. 25	* Baylor.....	W	85	57
J. 28	* Texas A&M.....	W	74	49
F. 1	* at SMU.....	L	60	70
F. 4	* at Texas Christian.....	W	47	45
F. 8	* Texas.....	W	94	65
F. 16	* at Houston.....	L	53	78
F. 18	* Rice.....	W	74	71
F. 23	* Arkansas.....	L	49	55
F. 25	* at Baylor.....	W	62	51
M. 1	* at Texas A&M.....	W	62	53
M. 3	* SMU.....	L	78	86
M. 6	@1 Baylor.....	W	63	48
M. 9	@2 vs. Rice.....	L	48	53

\* – Southwest Conference Game

\$1 – Suntory Ball (Tokyo, Japan)

\$2 – Suntory Ball (Osaka, Japan)

+ – Sun Bowl Classic (El Paso, Texas)

@1 – SWC Postseason Classic (Lubbock, Texas)

@2 – SWC Postseason Classic (Dallas, Texas)

## YEAR BY YEAR RESULTS

1984-85 • Season Record: 23-8 (12-4 SWC / 1st)

Southwest Conference Champions

Southwest Conference Tournament Champions

Coach: Gerald Myers

N. 24	Chicago State	W	70...67
N. 29	Utah	W	81...73
D. 1	Texas-San Antonio	W	71...49
D. 3	Washington	L (2OT)	57...59
D. 7	\$ vs. USC	W	63...59
D. 8	\$ at Iowa	L	48...58
D. 15	Nebraska	L (OT)	74...79
D. 27	at Colorado	W (OT)	76...75
D. 29	at New Mexico State	W (OT)	97...87
J. 2	* Texas	W	67...60
J. 5	North Texas State	W	81...55
J. 9	* at Houston	L	74...83
J. 13	* Rice	W	78...54
J. 16	* Arkansas	W	64...48
J. 19	* at Baylor	W	92...71
J. 23	* at Texas A&M	L	47...50
J. 26	* SMU	W	64...63
J. 29	* Texas Christian	L	47...48
F. 2	* at Texas	L	61...66
F. 5	Midwestern State	W	86...74
F. 10	* Houston	W	91...80
F. 13	* at Rice	W	61...60
F. 16	* at Arkansas	W	52...50
F. 20	* Baylor	W	83...71
F. 23	* Texas A&M	W	58...50
F. 27	* at SMU	W	59...54
M. 2	* at Texas Christian	W	61...53
M. 8	@ vs. Baylor	W	83...76
M. 9	@ vs. Texas A&M	W	72...63
M. 10	@ vs. Arkansas	W	67...64
M. 15	#1 vs. Boston College	L	53...55

\* – Southwest Conference Game

\$ – Amana-Hawkeye Classic (Iowa City, Iowa)

@ – SWC Postseason Classic (Dallas, Texas)

#1 – NCAA Midwest Region First Round (Houston, Texas)

1985-86 • Season Record: 17-14 (9-7 SWC / 5th)

Southwest Conference Tournament Champions

Coach: Gerald Myers

N. 25	Montana	W	65...58
N. 30	Appalachian State	W	83...68
D. 2	Oregon	W	69...68
D. 5	at Cal-Fullerton	L	67...80
D. 7	at Kansas State	L	57...80
D. 9	Memphis State	L	55...80
D. 13	\$ vs. Alcorn State	W	74...70
D. 14	\$ at Indiana	L	59...74
D. 21	Clemson	L	64...65
D. 28	Colorado	L	62...70
D. 30	Wisconsin-Stevens Point	W	60...44
J. 4	* Houston	W (OT)	69...68
J. 8	* at Rice	W	51...50
J. 11	* at Arkansas	W	48...46
J. 15	* Baylor	W	62...48
J. 18	* Texas A&M	L	57...58
J. 22	* at SMU	L	57...61
J. 25	* at Texas Christian	L	55...63
J. 29	* Texas	L	46...49
F. 5	* at Houston	W (2OT)	92...91
F. 8	* Rice	L	50...52
F. 12	* Arkansas	L	72...79
F. 15	* at Baylor	W	62...54
F. 19	* at Texas A&M	L	58...71
F. 22	* SMU	W	57...44
F. 26	* Texas Christian	W	62...52
M. 2	* at Texas	W	63...62
M. 7	@ vs. SMU	W	45...40
M. 8	@ vs. Texas Christian	W	71...67
M. 9	@ vs. Texas A&M	W	67...63
M. 13	#1 vs. Georgetown	L	64...70

\* – Southwest Conference Game

\$ – Indiana Classic (Bloomington, Ind.)

@ – SWC Postseason Classic (Dallas, Texas)

#1 – NCAA Midwest Region First Round (Dayton, Ohio)

1986-87 • Season Record: 15-14 (9-7 SWC / T3rd)

Coach: Gerald Myers

N. 28	Cal State-Fullerton	W	70...69
D. 2	at Kentucky	L	60...66
D. 4	Kansas State	L	72...73
D. 6	at Clemson	L	72...86
D. 8	at Southwestern Louisiana	L	58...65
D. 11	Wyoming	W	69...61
D. 13	Seattle	W	95...67
D. 20	at Kansas	L	52...82
D. 27	\$ vs. UNC-Charlotte	W	71...70
D. 29	\$ at Arizona	L	40...53
J. 3	* at Houston	L	45...68
J. 7	* Rice	W	65...47
J. 10	* Arkansas	W	95...73
J. 14	* at Baylor	W	56...50
J. 17	* at Texas A&M	L	60...62
J. 19	* SMU	W	75...64
J. 21	* Texas Christian	L	43...48
J. 24	* at Texas	W	56...46
J. 27	Midwestern State	W	65...61
J. 31	* Houston	W (OT)	56...55
F. 4	* at Rice	W	79...63
F. 7	* at Arkansas	L	75...93
F. 11	* Baylor	L (2OT)	62...65
F. 15	* Texas A&M	W	65...58
F. 18	* at Texas	L	70...83
F. 21	* at Texas Christian	L	44...52
F. 25	* Texas	W	62...50
M. 6	@ vs. Arkansas	W	73...95
M. 7	@ vs. Texas A&M	L	60...68

\* – Southwest Conference Game

\$ – Valley Bank Fiesta Bowl Classic (Tucson, Ariz.)

@ – SWC Postseason Classic (Dallas, Texas)

1987-88 • Season Record: 9-19 (4-12 SWC / T7th)

Coach: Gerald Myers

N. 27	at Arizona State	L	68...83
N. 30	Southwestern Louisiana	W	87...76
D. 7	at Wyoming	L	65...84
D. 8	at Montana	L	62...72
D. 10	Texas-Arlington	W	81...70
D. 17	Jacksonville State	W	89...76
D. 22	at Purdue	L	59...82
D. 27	\$ vs. Fresno State	W	58...55
D. 28	\$ vs. San Diego State	L	63...72
J. 2	Sam Houston State	W	67...63
J. 6	* Rice	W	74...66
J. 9	* at Houston	L	67...72
J. 11	at New Orleans	L	52...54
J. 16	* Texas	W	64...55
J. 20	* at Texas Christian	L	52...55
J. 23	* at SMU	L	75...80
J. 27	* Texas A&M	W	72...61
J. 30	* Baylor	L	63...81
F. 3	* at Arkansas	L	48...69
F. 7	* at Rice	L	61...63
F. 10	* Houston	L	68...72
F. 17	* at Texas	L	59...63
F. 20	* Texas Christian	W (OT)	68...58
F. 24	* SMU	L	80...82
F. 27	* at Texas A&M	L	66...68
M. 2	* at Baylor	L	49...91
M. 6	* Arkansas	L	65...75
M. 11	@ vs. Baylor	L	53...54

\* – Southwest Conference Game

\$ – Holiday Bowl Classic (San Diego, Calif.)

@ – SWC Postseason Classic (Dallas, Texas)

1988-89 • Season Record: 13-15 (8-8 SWC / T4th)

Coach: Gerald Myers

N. 26	at UCLA	L	62...84
D. 1	Purdue	L	54...63
D. 3	at New Mexico State	L	58...68
D. 5	San Diego State	W	58...43
D. 8	Arizona State	L	75...81
D. 11	Nebraska	L	69...71
D. 19	Portland	W	85...62
D. 21	Kansas	L	80...81
D. 29	at Colorado State	W	71...61
D. 31	Hawaii-Hilo	W	77...58
J. 4	* at Arkansas	L	62...69
J. 7	* at Rice	L (OT)	74...79
J. 11	* Houston	W (OT)	76...74
J. 14	New Orleans	W	64...48
J. 18	* at Texas	L	86...90
J. 22	* Texas Christian	L	56...57
J. 25	* SMU	W	63...56
J. 28	* at Texas A&M	W	75...68
F. 1	* at Baylor	W	74...66
F. 4	* Arkansas	W	84...73
F. 8	* Rice	W	77...61
F. 11	* at Houston	L	67...71
F. 18	* Texas	L	82...84
F. 22	* at Texas Christian	W (OT)	58...54
F. 26	* at SMU	L	48...61
M. 1	* Texas A&M	L	60...71
M. 4	* Baylor	W	85...67
M. 10	@ vs. Texas Christian	L	66...84

\* – Southwest Conference Game

@ – SWC Postseason Classic (Dallas, Texas)

1989-90 • Season Record: 5-22 (0-16 SWC / 9th)

Coach: Gerald Myers

N. 25	Missouri-St. Louis	W	96...67
N. 28	Midwestern State	W	85...63
D. 1	\$ vs. Portland	W	94...58
D. 2	\$ vs. Austin Peay	L	77...78
D. 4	at San Diego State	L	50...51
D. 9	at Nebraska	L	69...76
D. 18	New Mexico State	L	68...74
D. 28	North Alabama	W	90...66
D. 30	NW Louisiana	W	79...67
J. 4	* at Texas	L	71...109
J. 6	* Arkansas	L	75...92
J. 10	* Rice	L	71...74
J. 13	* at Houston	L	63...83
J. 17	Austin Peay	L	68...69
J. 20	* Baylor	L	50...58
J. 22	* Texas	L	77...97
J. 24	* at Texas Christian	L	52...62
J. 27	* at SMU	L	44...52
J. 31	* Texas A&M	L	85...101
F. 7	* at Arkansas	L	77...100
F. 10	* at Rice	L	56...75
F. 14	* Houston	L (OT)	71...74
F. 17	at Arkansas State	L	56...65
F. 21	* at Baylor	L	48...60
F. 25	* Texas Christian	L	68...90
F. 28	* SMU	L	43...54
M. 3	* at Texas A&M	L	72...83

\* – Southwest Conference Game

\$ – Acme Boot Classic (Clarksville, Tenn.)

1990-91 • Season Record: 8-23 (4-12 SWC / T7th)

Coach: Gerald Myers

N. 23	\$ at Alaska	L	58...70
N. 24	\$ vs. UC-Irvine	L	81...96
N. 25	\$ vs. Nevada	W	81...69
D. 1	New Mexico	L	55...66
D. 3	Texas-Pan American	W	82...54
D. 5	Adams State	W	53...50
D. 13	at Pepperdine	L	70...75
D. 15	at Portland	L	72...74
D. 19	Colorado State	L	56...60
D. 22	at New Mexico State	L	58...79

## YEAR BY YEAR RESULTS

D. 27	+ at UTEP.....	L.....	48...57
D. 29	+ vs. Washington.....	L.....	57...59
J. 2	* at SMU.....	W.....	56...54
J. 5	* at Texas A&M.....	W.....	77...72
J. 8	* Baylor.....	L.....	54...63
J. 12	* Arkansas.....	L.....	86.113
J. 16	* at Rice.....	L.....	58...70
J. 19	* at Houston.....	L.....	70...73
J. 22	* Texas.....	L.....	65...83
J. 26	SIU-Edwardsville.....	W.....	94...66
J. 30	* at Texas Christian.....	L.....	66...72
F. 2	* SMU.....	W (OT).....	80...77
F. 6	* Texas A&M.....	L.....	63...70
F. 9	* at Baylor.....	W.....	79...66
F. 13	* at Arkansas.....	L.....	69...87
F. 16	* Rice.....	L.....	72...75
F. 20	* Houston.....	L.....	59...74
F. 23	* at Texas.....	L.....	79...96
F. 25	Arkansas State.....	L.....	59...60
M. 2	* Texas Christian.....	L.....	55...59
M. 7	@ vs. Texas A&M.....	L.....	46...57

\* – Southwest Conference Game

§ – Great Alaska Shootout (Anchorage, Alaska)

+ – Sun Carnival Classic (El Paso, Texas)

@ – SWC Postseason Classic (Dallas, Texas)

**1991-92 • Season Record: 15-14 (6-8 SWC / 5th)****Coach: James Dickey**

N. 23	North Texas.....	L.....	81...75
N. 25	Northern Illinois.....	W.....	82...68
N. 27	at New Mexico.....	W.....	58...56
N. 30	at Texas-Pan American.....	W.....	71...63
D. 7	at Colorado State.....	W.....	62...56
D. 11	Midwestern State.....	W.....	76...64
D. 19	New Mexico State.....	L.....	68...76
D. 27	§ vs. Indiana.....	L.....	69...86
D. 28	§ vs. Kent State.....	W.....	73...63
J. 5	at UTEP.....	L.....	62...68
J. 8	* SMU.....	W.....	80...69
J. 11	* at Texas.....	L.....	83...88
J. 15	* at Baylor.....	L.....	68...75
J. 18	Tulane.....	W.....	101.98
J. 22	* Rice.....	L.....	69...84
J. 25	* at Houston.....	L.....	58...77
J. 29	Houston Baptist.....	W.....	118.53
F. 1	* Texas A&M.....	W.....	70...50
F. 5	* at Texas Christian.....	W.....	63...57
F. 8	* at SMU.....	L.....	47...51
F. 12	* Texas.....	L.....	90...93
F. 15	* Baylor.....	W.....	84...79
F. 22	* at Rice.....	W.....	105.98
F. 25	* Houston.....	L (OT).....	80...83
F. 29	at Northern Illinois.....	L (2ot).....	90...96
M. 4	* at Texas A&M.....	L.....	56...58
M. 7	* Texas Christian.....	W.....	76...67
M. 13	@ vs. Rice.....	W.....	65...62
M. 14	@ vs. Texas.....	L.....	87...97

\* – Southwest Conference Game

§ – Hoosier Classic (Indianapolis, Ind.)

@ – SWC Postseason Classic (Dallas, Texas)

**1992-93 • Season Record: 18-12 (6-8 SWC / 5th)****Southwest Conference Tournament Champions**

Coach: James Dickey

D. 1	Pepperdine.....	W.....	72...69
D. 4	§ vs. North Texas.....	W.....	88...68
D. 5	§ at Montana.....	W (2OT).....	86...82
D. 9	UTEP.....	L.....	65...73
D. 12	Colorado State.....	W.....	72...62
D. 17	Midwestern State.....	W.....	93...69
D. 20	at New Mexico.....	L.....	75...96
D. 27	% vs. Montana State.....	W.....	79...70
D. 28	% vs. Texas-Arlington.....	W.....	98...86
J. 6	at North Texas.....	W.....	78...70
J. 13	at Tulane.....	L.....	54...70
J. 16	SMU.....	L.....	59...61
J. 20	at Rice.....	L.....	59...67
J. 23	at Texas.....	L.....	74...92

J. 26	Houston.....	W.....	78...74
J. 30	Texas Christian.....	W.....	89...83
F. 3	at Texas A&M.....	W.....	69...54
F. 6	Baylor.....	L (OT).....	102.105
F. 9	at SMU.....	L.....	75...78
F. 13	at Houston.....	L.....	76...93
F. 15	Oral Roberts.....	W.....	117...99
F. 20	Rice.....	L.....	79...86
F. 25	Texas.....	W.....	105.103
F. 27	at Texas Christian.....	W.....	72...53
M. 3	Texas A&M.....	W.....	72...53
M. 6	at Baylor.....	L (2OT).....	90...91
M. 12	@ vs. Baylor.....	W.....	83...74
M. 13	@ vs. Texas Christian.....	W.....	76...59
M. 14	@ vs. Houston.....	W.....	88...76
M. 18	#1 vs. St. John's.....	L.....	67...85

\* – Southwest Conference Game

§ – KYLT/Coca-Cola Classic (Missoula, Mont.)

% – Cowboy Shootout (Casper, Wyo.)

@ – SWC Postseason Classic (Dallas, Texas)

#1 – NCAA East Region First Round (Winston-Salem, N.C.)

**1993-94 • Season Record: 17-11 (10-4 SWC / T2nd)****Coach: James Dickey**

N. 29	Arkansas State.....	L.....	76...79
D. 3	+ Central Michigan.....	W.....	70...61
D. 4	+ at SW Missouri State.....	W.....	69...57
D. 8	New Mexico.....	L.....	76...82
D. 11	Wisconsin.....	L.....	88...91
D. 17	at Brigham Young.....	L.....	74...84
D. 21	North Texas.....	W.....	83...55
D. 29	§ vs. Tulsa.....	L.....	77...96
D. 30	§ vs. Eastern Kentucky.....	W.....	93...83
J. 8	at Missouri-Kansas City.....	L.....	70...78
J. 12	* at Baylor.....	L.....	82...83
J. 15	* Houston.....	W.....	77...68
J. 18	* at SMU.....	W.....	80...73
J. 21	* at Texas.....	L.....	79.108
J. 25	Missouri-Kansas City.....	W.....	96...69
J. 29	* Rice.....	W.....	91...72
F. 2	* at Texas Christian.....	W.....	71...69
F. 5	* Texas A&M.....	L.....	88...89
F. 9	* Baylor.....	W.....	98...84
F. 12	* at Houston.....	L.....	64...76
F. 16	* SMU.....	W.....	78...76
F. 20	* Texas.....	W (2OT).....	128.125
F. 23	at Oral Roberts.....	W.....	74...72
F. 26	* at Rice.....	W.....	76...62
M. 2	* Texas Christian.....	W.....	94...90
M. 5	* at Texas A&M.....	W.....	89...80
M. 10	@ vs. Houston.....	W.....	110.86
M. 11	@ vs. Texas A&M.....	L.....	85...89

\* – Southwest Conference Game

+ – Pizza Hut Classic (Springfield, Mo.)

§ – All-College Tournament (Oklahoma City, Okla.)

@ – Dr Pepper SWC Postseason Classic (Dallas, Texas)

**1994-95 • Season Record: 20-10 (11-3 SWC / T1st)****Southwest Conference Co-Champions****Coach: James Dickey**

N. 29	Houston Baptist.....	W.....	116..82
D. 3	at Wisconsin.....	L.....	65...70
D. 7	East Tennessee State.....	W.....	106..68
D. 10	Prairie View A&M.....	W.....	107..56
D. 17	% vs. Kentucky.....	L.....	68..83
D. 20	at Temple.....	L (2OT).....	64...67
D. 28	§ Penn State.....	W.....	67...61
D. 30	§ at Arizona.....	L.....	82...88
J. 4	Midwestern State.....	W.....	97...70
J. 11	at Montana State.....	L.....	77...90
J. 14	at Texas A&M.....	L.....	80...90
J. 18	Baylor.....	W.....	95...77
J. 21	at Houston.....	W.....	84...66
J. 25	SMU.....	W.....	98...77
J. 25	Nicholls State.....	W.....	102..89
J. 28	at Texas.....	L.....	68..82
F. 1	at Rice.....	W.....	66...63
F. 4	Texas Christian.....	W.....	107..88

F. 7	Texas A&M.....	W.....	79...53
F. 11	at Baylor.....	W.....	122..91
F. 15	Houston.....	W.....	98...72
F. 18	at SMU.....	W.....	85...77
F. 23	Texas.....	W.....	96...87
F. 26	Rice.....	W.....	73...63
M. 1	Oral Roberts.....	W.....	84...71
M. 4	at Texas Christian.....	L.....	106.108
M. 9	@ vs. SMU.....	W.....	92...54
M. 10	@ vs. Houston.....	W.....	94...79
M. 11	@ vs. Texas.....	L (OT).....	104.107
M. 15	#1 at Washington State.....	L.....	82...94

\* – Southwest Conference Game

% – Cincinnati, Ohio

§ – Fiesta Bowl Classic (Tucson, Ariz.)

@ – Dr Pepper SWC Postseason Classic (Dallas, Texas)

#1 – National Invitation Tournament (Pullman, Wash.)

**1995-96 • Adjusted Record: 28-1 (14-0 SWC / 1st)****Actual Record: 30-2 (14-0 SWC / 1st)****Southwest Conference Champions****Southwest Conference Tournament Champions****Coach: James Dickey**

N. 26	Prairie View A&M.....	W.....	111..84
N. 29	at Oklahoma.....	W.....	81...69
D. 2	at Arkansas-Little Rock.....	W.....	81...69
D. 9	Southwest Missouri.....	W.....	97...74
D. 14	Nicholls State.....	W.....	95...56
D. 18	Old Dominion.....	W.....	89...84
D. 22	Brigham Young.....	W.....	81...71
D. 27	§ vs. Eastern Michigan.....	L.....	77...93
D. 28	§ vs. La Salle.....	W.....	62...58
J. 3	Montana State.....	W.....	86...67
J. 6	at East Tennessee State.....	W.....	99...81
J. 10	* at Texas Christian.....	W.....	90...86
J. 13	* Texas A&M.....	W.....	82...54
J. 17	* at Baylor.....	W.....	75...69
J. 20	* Houston.....	W.....	95...76
J. 23	* at SMU.....	W.....	72...60
J. 28	* Texas.....	W.....	79...78
J. 31	at Oral Roberts.....	W.....	78...74
F. 3	* at Rice.....	W.....	79...57
F. 7	* Texas Christian.....	W.....	85...70
F. 10	* at Texas A&M.....	W.....	66...63
F. 14	* Baylor.....	W.....	78...72
F. 17	* at Houston.....	W.....	93...84
F. 20	* SMU.....	W.....	75...54
F. 24	* at Texas.....	W.....	75...58
M. 2	* Rice.....	W.....	84...70
M. 7	@ vs. Texas A&M.....	W.....	85...57
M. 8	@ vs. Rice.....	W.....	68...53
M. 9	@ vs. Texas.....	W.....	75...73
M. 15	#1 vs. Northern Illinois^.....	VW.....	74...73
M. 17	#2 vs. North Carolina^.....	VW.....	92...73
M. 21	#3 vs. Georgetown^.....	VL.....	90...98

\* – Southwest Conference Game

§ – Sun Classic (El Paso, Texas)

@ – Dr Pepper SWC Postseason Classic (Dallas, Texas)

#1 – NCAA East Region First Round (Richmond, Va.)

#2 – NCAA East Region Second Round (Atlanta, Ga.)

#3 – NCAA East Region Regional Final (Atlanta, Ga.)

^ – Vacated.

NOTE: Texas Tech vacated its NCAA Tournament appearance due to the use of an ineligible player.



## YEAR BY YEAR RESULTS

1996-97 • Adjusted Record: 8-20 (0-16 B12 / 12th)

Actual Record: 19-9 (10-6 B12 / 4th)

Coach: James Dickey

N. 22	Southern Mississippi.....	W.....	96....	79
N. 25	at Nicholls State.....	W.....	80....	73
N. 30	at George Washington.....	W.....	84....	75
D. 2	Arkansas-Little Rock.....	W.....	94....	83
D. 4	New Mexico.....	W.....	77....	68
D. 14	at Texas Christian.....	L.....	89....	93
D. 17	Texas-San Antonio.....	W.....	99....	51
D. 21	% Fresno State.....	W.....	111...	101
D. 27	# New Mexico State.....	L.....	105...	122
D. 28	# Wyoming.....	W.....	77....	74
J. 4	* Baylor ^.....	FW.....	86....	75
J. 8	* at Oklahoma State ^.....	FW.....	73....	64
J. 11	* Colorado.....	L.....	78....	80
J. 15	* at Oklahoma ^.....	FW.....	67....	62
J. 18	* at Kansas State ^.....	FW.....	73....	64
J. 20	* Oklahoma State ^.....	FW (OT).....	70....	64
J. 25	* at Iowa State.....	L.....	61....	64
J. 29	* Kansas.....	L.....	77....	86
F. 3	* at Texas.....	L.....	67....	83
F. 8	* Nebraska ^.....	FW.....	87....	74
F. 12	* at Texas A&M ^.....	FW.....	80....	65
F. 15	* at Baylor.....	L (OT).....	76....	77
F. 19	* Oklahoma.....	L.....	60....	66
F. 22	* Texas ^.....	FW.....	72....	70
F. 25	* at Missouri ^.....	FW.....	84....	73
M. 2	* Texas A&M ^.....	FW.....	77....	66
M. 6	@ vs. Kansas State ^.....	FW.....	73....	57
M. 7	@ vs. Iowa State.....	L.....	70....	72

\* – Big 12 Conference Game

% – Las Vegas Shootout (Las Vegas, Nev.)

# – Cowboy Shootout (Casper, Wyo.)

@ – Phillips 66 Big 12 Tournament (Kansas City, Mo.)

^ – Forfeited.

NOTE: Texas Tech forfeited 11 wins due to the use of an ineligible player.

1997-98 • Season Record: 13-14 (7-9 B12 / T7th)

Coach: James Dickey

N. 22	at SMU.....	L.....	82....	89
N. 25	Texas Christian.....	L.....	76....	107
N. 29	at Old Dominion.....	L.....	58....	74
D. 3	George Washington.....	W.....	80....	57
D. 6	Southeastern Louisiana.....	W.....	106...	97
D. 9	at SW Missouri State.....	W.....	79....	71
D. 13	Prairie View A&M.....	W.....	86....	63
D. 20	at [14] New Mexico.....	L.....	62....	81
D. 27	at Nevada.....	W (OT).....	99....	94
D. 30	Stephen F. Austin.....	W.....	83....	76
J. 3	* Iowa State.....	W.....	66....	55
J. 10	* at Oklahoma State.....	L.....	63....	66
J. 13	* Baylor.....	L.....	78....	90
J. 17	* at Texas.....	L.....	79....	88
J. 21	* Kansas State.....	W.....	79....	76
J. 24	* at [3] Kansas.....	L.....	49....	88
J. 28	* Missouri.....	W.....	80....	60
F. 1	* at Baylor.....	W.....	80....	71
F. 4	* at Oklahoma.....	W.....	70....	68
F. 7	* Texas A&M.....	W.....	102...	75
F. 11	* at Colorado.....	L (2OT).....	80....	91
F. 14	* Texas.....	L.....	80....	82
F. 18	* Oklahoma State.....	L (OT).....	81....	83
F. 21	* at Texas A&M.....	W.....	86....	83
F. 25	* at Nebraska.....	L.....	65....	82
F. 28	* Oklahoma.....	L.....	56....	89
M. 5	@ vs. Texas.....	L.....	83....	86

\* – Big 12 Conference Game

@ – Phillips 66 Big 12 Tournament (Kansas City, Mo.)

1998-99 • Season Record: 13-17 (5-11 B12 / 11th)

Coach: James Dickey

N. 19	Texas-San Antonio.....	W.....	87....	78
N. 21	at North Texas.....	W.....	84....	75
N. 25	New Mexico State.....	W.....	70....	43
N. 28	at SW Louisiana.....	L.....	56....	60
D. 3	SMU.....	W.....	91....	80
D. 5	Stephen F. Austin.....	L.....	74....	75
D. 8	at Texas Christian.....	L.....	86....	105
D. 12	Texas-Arlington.....	W.....	80....	55
D. 17	Texas-Pan American.....	W.....	101...	88
D. 21	\$ vs. Tulsa.....	L.....	50....	84
D. 22	\$ vs. Pepperdine.....	W.....	78....	76
D. 23	\$ vs. Weber State.....	L.....	69....	86
D. 30	Nevada.....	W.....	70....	53
J. 2	* Baylor.....	W.....	93....	62
J. 6	* at Oklahoma.....	L.....	68....	78
J. 9	* at Kansas State.....	L.....	63....	82
J. 13	* Texas A&M.....	W.....	82....	68
J. 17	* Oklahoma State.....	L.....	55....	69
J. 23	* at Iowa State.....	L.....	62....	70
J. 27	* at Texas A&M.....	L.....	47....	68
J. 30	* Oklahoma.....	L.....	54....	72
F. 3	* at Missouri.....	L.....	63....	88
F. 6	* Texas.....	L.....	59....	76
F. 10	* at Baylor.....	W.....	75....	66
F. 13	* Kansas.....	W.....	90....	84
F. 17	* at Texas.....	L.....	44....	62
F. 20	* Nebraska.....	W.....	73....	68
F. 24	* Colorado.....	L.....	68....	78
F. 27	* at Oklahoma State.....	L.....	67....	93
M. 4	@ vs. Nebraska.....	L.....	50....	69

\* – Big 12 Conference Game

\$ – Pearl Harbor Shootout (Laie, Hawaii)

@ – Phillips 66 Big 12 Tournament (Kansas City, Mo.)

1999-00 • Season Record: 12-16 (3-13 B12 / 11th)

Coach: James Dickey

N. 19	Indiana.....	L.....	60....	68
N. 24	at Texas A&M-Corpus Christi.....	W.....	96....	83
N. 27	at UTEP.....	W.....	75....	74
D. 1	North Texas.....	W.....	100...	70
D. 4	Louisiana-Lafayette.....	W.....	67....	54
D. 8	at Stephen F. Austin.....	W.....	80....	56
D. 17	at New Mexico State.....	L.....	75....	84
D. 21	Southwest Texas.....	W.....	77....	68
D. 29	Oral Roberts.....	W.....	84....	70
J. 3	Prairie View A&M.....	W.....	82....	62
J. 8	* at Oklahoma State.....	L.....	47....	55
J. 10	Centenary.....	W.....	51....	41
J. 15	* Texas A&M.....	L.....	86....	88
J. 19	* at Nebraska.....	L.....	67....	70
J. 22	* Texas.....	L.....	59....	72
J. 26	* at Baylor.....	L.....	57....	71
J. 29	* Oklahoma.....	L.....	61....	78
F. 2	* Oklahoma State.....	L.....	59....	63
F. 5	* at Kansas.....	L.....	62....	87
F. 9	* at Texas.....	L.....	60....	76
F. 12	* Baylor.....	W.....	79....	68
F. 15	* Missouri.....	L.....	76....	86
F. 19	* at Texas A&M.....	W.....	76....	64
F. 23	* at Oklahoma.....	L.....	65....	93
F. 26	* Kansas State.....	W.....	75....	64
M. 1	* Iowa State.....	L.....	79....	87
M. 4	* at Colorado.....	L.....	67....	88
M. 9	@ vs. Missouri.....	L.....	47....	80

\* – Big 12 Conference Game

@ – Phillips 66 Big 12 Tournament (Kansas City, Mo.)

2000-01 • Season Record: 9-19 (3-13 B12 / 12th)

Coach: James Dickey

N. 22	Prairie View A&M.....	W.....	82....	53
N. 25	at Louisiana-Lafayette.....	W.....	94....	73
N. 28	UAB.....	L.....	71....	89
D. 2	Stephen F. Austin.....	W.....	54....	51
D. 5	UTEP.....	L.....	80....	81
D. 8	\$ vs. Ball State University.....	L.....	71....	91
D. 9	\$ vs. Western Michigan.....	W.....	68....	59
D. 18	Texas A&M-Corpus Christi.....	L.....	80....	86
D. 21	at Oral Roberts.....	W (OT).....	100...	98
D. 28	at Texas Christian.....	L.....	78....	92
J. 2	New Mexico State.....	W.....	71....	65
J. 6	* Kansas.....	L.....	82....	94
J. 9	* Baylor.....	W.....	68....	58
J. 13	* at Oklahoma State.....	L.....	46....	65
J. 16	* Oklahoma.....	W.....	60....	59
J. 20	* Colorado.....	L.....	71....	88
J. 27	* at Missouri.....	L.....	64....	66
F. 3	* at Baylor.....	L.....	74....	82
F. 7	* at Oklahoma.....	L.....	72....	80
F. 10	* Texas A&M.....	L.....	70....	72
F. 13	* at Texas.....	L.....	56....	73
F. 18	* at Kansas State.....	L.....	54....	73
F. 21	* Nebraska.....	W.....	65....	64
F. 24	* at Texas A&M.....	L.....	52....	62
F. 26	* Oklahoma State.....	L.....	58....	66
F. 28	* at Iowa State.....	L.....	63....	80
M. 3	* Texas.....	L.....	55....	78
M. 8	@ vs. Oklahoma State.....	L.....	59....	71

\* – Big 12 Conference Game

\$ – Hoosier Classic (Bloomington, Ind.)

@ – Phillips 66 Big 12 Tournament (Kansas City, Mo.)

2001-02 • Season Record: 23-9 (10-6 B12 / T3rd)

Coach: Bob Knight

N. 19	\$ William & Mary.....	W.....	75....	55
N. 17	\$ San Diego State.....	W.....	81....	71
N. 20	at SMU.....	W.....	78....	55
N. 24	Sam Houston State.....	L.....	65....	69
N. 26	UTEP.....	W.....	81....	56
N. 28	at New Mexico State.....	W (OT).....	81....	80
D. 1	Texas Christian.....	W.....	99....	86
D. 14	% vs. Houston.....	W.....	71....	74
D. 17	Louisiana-Lafayette.....	W.....	89....	62
D. 22	Stetson.....	W.....	101...	47
D. 30	Minnesota.....	W.....	80....	60
J. 1	Wyoming.....	W.....	90....	84
J. 6	* Kansas State.....	W.....	74....	49
J. 9	* at Texas A&M.....	W.....	72....	70
J. 12	* at Oklahoma.....	L.....	98....	72
J. 14	* Texas.....	L (OT).....	71....	74
J. 19	* Oklahoma State.....	W.....	94....	70
J. 26	* Oklahoma.....	W.....	92....	79
J. 30	* at Nebraska.....	L.....	69....	80
F. 2	* Iowa State.....	W.....	69....	43
F. 6	* at Oklahoma State.....	L.....	62....	64
F. 9	* at Kansas.....	L.....	81....	108
F. 12	* Baylor.....	W.....	90....	65
F. 16	* at Colorado.....	W.....	97....	79
F. 20	* Missouri.....	W.....	91....	68
F. 23	* Texas A&M.....	W.....	74....	53
F. 26	* at Texas.....	L.....	71....	96
M. 2	* at Baylor.....	W.....	91....	89
M. 7	@ vs. Texas A&M.....	W.....	80....	71
M. 8	@ vs. Oklahoma State.....	W.....	73....	51
M. 9	@ vs. Kansas.....	L.....	50....	90
M. 15	#1 vs. Southern Illinois.....	L.....	68....	76

\* – Big 12 Conference Game

\$ – Ford Red Raider Classic (Lubbock, Texas)

% – Compaq Center (Houston, Texas)

@ – Phillips 66 Big 12 Tournament (Kansas City, Mo.)

#1 – NCAA East Region First Round (Chicago, Ill.)



## YEAR BY YEAR RESULTS

## 2002-03 • Season Record: 22-13 (6-10 B12 / T7th)

Coach: Bob Knight

N. 22	UNC-Wilmington.....	W.....	85....	76
N. 26	SMU.....	W.....	77....	59
N. 30	at UTEP.....	W.....	83....	60
D. 03	at Texas Christian.....	W.....	84....	66
D. 07	Nicholls State.....	W.....	107... 35	
D. 14	% vs. Wyoming.....	L.....	62....	67
D. 18	New Mexico.....	W.....	98....	71
D. 21	New Mexico State.....	W.....	85....	84
D. 28	at Minnesota.....	W (OT)....	99....	89
J. 01	Houston.....	W.....	62....	48
J. 06	at San Diego State.....	W.....	75....	63
J. 11	* at Kansas State.....	L.....	44....	68
J. 18	* Baylor.....	W.....	80....	64
J. 20	* at Oklahoma.....	L (OT)....	64....	69
J. 26	* Oklahoma State.....	L.....	70....	79
J. 29	* Colorado.....	W.....	66....	56
F. 01	* at Texas A&M.....	L.....	59....	64
F. 05	* Nebraska.....	W.....	75....	49
F. 09	* at Missouri.....	L.....	73....	82
F. 12	* at Iowa State.....	W.....	88....	73
F. 15	* Oklahoma.....	L.....	58....	63
F. 17	* at Texas.....	L.....	65....	77
F. 22	* Texas A&M.....	W.....	70....	69
F. 24	* at Oklahoma State.....	W.....	62....	57
M. 1	* Texas.....	L.....	71....	76
M. 3	* Kansas.....	L.....	56....	65
M. 8	* at Baylor.....	L.....	68....	74
M. 13	@ vs. Baylor.....	W.....	68....	65
M. 14	@ vs. Texas.....	W.....	92....	81
M. 15	@ vs. Oklahoma.....	L (OT)....	60....	67
M. 19	#1 vs. Nevada.....	W.....	66....	54
M. 21	#1 vs. San Diego State.....	W.....	57....	48
M. 26	#1 vs. Georgia Tech.....	W.....	80....	72
A. 01	#2 vs. St. John's.....	L.....	63....	64
A. 03	#3 vs. Minnesota.....	W.....	71....	61

## 2003-04 • Season Record: 23-11 (9-7 B12 / T5th)

Coach: Bob Knight

N. 18	\$1 vs. Davidson.....	W.....	89....	58
N. 21	\$1 vs. Massachusetts.....	W.....	90....	50
N. 23	East Tennessee State.....	W.....	64....	53
N. 26	\$2 vs. Utah.....	W.....	65....	54
N. 28	\$3 vs. Georgia Tech.....	L.....	65....	85
D. 1	at SMU.....	L.....	59....	62
D. 3	UTEP.....	W.....	70....	57
D. 6	at New Mexico.....	W.....	67....	58
D. 10	Texas Christian.....	W.....	67....	60
D. 13	San Diego State.....	W.....	78....	68
D. 17	Sam Houston State.....	W.....	97....	63
D. 22	% vs. Iowa.....	W.....	65....	59
J. 1	Minnesota.....	W.....	90....	73
J. 4	at Ohio State.....	W.....	80....	72
J. 10	* Oklahoma State.....	W.....	83....	62
J. 17	* at Baylor.....	W.....	75....	66
J. 19	* Oklahoma.....	W.....	67....	47
J. 24	* at Texas A&M.....	W.....	80....	78
J. 26	* Texas.....	L (OT)....	61....	62
J. 31	* at Oklahoma State.....	L.....	66....	70
F. 3	* Baylor.....	W.....	83....	63
F. 7	* at Kansas.....	L.....	77....	96
F. 11	* at Oklahoma.....	L.....	63....	48
F. 14	* Kansas State.....	W.....	82....	71
F. 18	* at Colorado.....	L.....	75....	85
F. 21	* Texas A&M.....	W.....	76....	60
F. 24	* at Nebraska.....	L.....	72....	44
F. 28	* at Texas.....	L.....	71....	74
M. 3	* Missouri.....	W.....	87....	76
M. 6	* Iowa State.....	W.....	72....	58
M. 12	@ vs. Colorado.....	W.....	79....	69
M. 13	@ vs. Oklahoma State.....	L.....	77....	82

M. 18	#1 vs. Charlotte.....	W.....	76....	73
M. 20	#2 vs. Saint Joseph's.....	L.....	65....	70

\* – Big 12 Conference Game  
 \$1 – NIT Season Tip-Off (Lubbock, Texas)  
 \$2 – NIT Season Tip-Off Semifinal [MSG] (New York, N.Y.)  
 \$3 – NIT Season Tip-Off Final [MSG] (New York, N.Y.)  
 % – American Airlines Center (Dallas, Texas)  
 @ – Big 12 Tournament (Dallas, Texas)  
 #1 – NCAA East Region First Round (Buffalo, N.Y.)  
 #2 – NCAA East Region Second Round (Buffalo, N.Y.)

## 2004-05 Season Record: 22-11 (10-6 B12 / 4th)

Coach: Bob Knight

N. 19	UNC-Asheville.....	W.....	119... 55	
N. 23	at Texas Christian.....	L.....	68....	83
N. 27	Centenary.....	W.....	93....	41
D. 1	SMU.....	W.....	105... 67	
D. 4	at UTEP.....	W.....	72... 57	
D. 7	Northern Arizona.....	W.....	81....	65
D. 16	% vs. Ohio State.....	L.....	71....	77
D. 21	# vs. Iowa.....	L.....	53....	83
D. 29	Georgia State.....	W.....	98....	56
J. 1	San Francisco.....	W.....	97... 53	
J. 4	Northern Colorado.....	W.....	88....	68
J. 8	* Oklahoma State.....	L.....	66... 76	
J. 12	* at Kansas State.....	W.....	79... 76	
J. 15	* Texas A&M.....	W.....	70... 56	
J. 19	* at Missouri.....	W.....	78... 62	
J. 25	* at Texas.....	L.....	73... 80	
J. 29	* Nebraska.....	W.....	84... 68	
F. 2	* Colorado.....	W.....	97... 90	
F. 5	* at Oklahoma.....	W.....	88... 81	
F. 9	* Baylor.....	W.....	83... 67	
F. 12	* at Iowa State.....	L.....	68... 81	
F. 14	* Kansas.....	W (2OT)....	80... 79	
F. 19	* at Oklahoma State.....	L.....	56... 85	
F. 22	* Texas.....	W.....	69... 65	
F. 26	* at Texas A&M.....	L.....	63... 85	
M. 2	* at Baylor.....	W.....	72... 66	
M. 5	* Oklahoma.....	L.....	54... 74	
M. 11	@ vs. Iowa State.....	W.....	64... 56	
M. 12	@ vs. Oklahoma.....	W.....	69... 63	
M. 13	@ vs. Oklahoma State.....	L.....	68... 72	
M. 17	#1 vs. UCLA.....	W.....	78... 66	
M. 19	#2 vs. Gonzaga.....	W.....	71... 69	
M. 24	#3 vs. West Virginia.....	L.....	60... 65	

## 2005-06 • Season Record: 15-17 (6-10 B12 / T7th)

Coach: Bob Knight

N. 10	\$1 vs. San Jose State.....	W.....	88....	54
N. 11	\$1 vs. Georgia Southern.....	W.....	74....	61
N. 17	\$2 vs. Syracuse.....	L.....	46....	81
N. 18	\$3 vs. Wake Forest.....	L (2OT)....	73... 78	
N. 23	Furman.....	W.....	83... 74	
N. 26	Morehead State.....	W.....	76... 42	
N. 30	Texas Christian.....	W.....	81... 54	
D. 3	at USF.....	L.....	72... 90	
D. 7	Louisiana Tech.....	L.....	53... 68	
D. 10	Texas-Pan American.....	W.....	103... 50	
D. 17	at UNLV.....	L.....	73... 84	
D. 21	% vs. Arkansas.....	L.....	65... 78	
D. 29	at New Mexico State.....	W.....	69... 63	
J. 1	UTEP.....	W.....	61... 60	
J. 7	* at Texas A&M.....	L.....	55... 63	
J. 11	* Baylor.....	W.....	79... 61	
J. 14	* Iowa State.....	W.....	76... 73	
J. 17	* at Texas.....	L.....	46... 80	
J. 21	* at Oklahoma.....	L.....	48... 60	
J. 28	* Oklahoma State.....	W (OT)....	92... 90	
J. 30	* at Kansas.....	L.....	52... 86	

F. 4	* Missouri.....	W.....	73... 55
F. 6	* Texas.....	L.....	44... 65
F. 11	* at Colorado.....	L.....	64... 66
F. 15	* Kansas State.....	W.....	70... 56
F. 18	* at Nebraska.....	W.....	70... 64
F. 20	* Oklahoma.....	L.....	70... 71
F. 25	* at Oklahoma State.....	L.....	63... 74
M. 1	* at Baylor.....	L.....	66... 77
M. 4	* Texas A&M.....	L.....	59... 75
M. 9	@ vs. Kansas State.....	W.....	73... 65
M. 10	@ vs. Texas.....	L.....	70... 77

\* – Big 12 Conference Game  
 \$1 – Coaches vs. Cancer (Lubbock, Texas)  
 \$2 – Coaches vs. Cancer Semifinals (New York, N.Y.)  
 \$3 – Coaches vs. Cancer Third Place (New York, N.Y.)  
 % – American Airlines Center (Dallas, Texas)  
 @ – Phillips 66 Big 12 Championship (Kansas City, Mo.)

## 2006-07 • Season Record: 21-13 (9-7 B12 / 5th)

Coach: Bob Knight

N. 11	Sam Houston State.....	W.....	79... 64
N. 13	\$1 vs. Gardner-Webb.....	W.....	86... 74
N. 14	\$1 vs. Arkansas-Little Rock.....	W.....	93... 59
N. 17	North Dakota State.....	W.....	85... 81
N. 20	\$2 vs. Marquette.....	L.....	72... 87
N. 21	\$3 vs. Air Force.....	L.....	53... 67
N. 25	at UTEP.....	W.....	94... 77
N. 29	at Texas Christian.....	W.....	70... 60
D. 3	% vs. Stanford.....	L.....	59... 70
D. 6	at Louisiana Tech.....	W.....	66... 59
D. 9	Centenary.....	W.....	98... 64
D. 16	\$ vs. Arkansas.....	W.....	71... 56
D. 23	Bucknell.....	W.....	72... 60
D. 28	UNLV.....	L.....	66... 74
J. 1	New Mexico.....	W.....	70... 68
J. 6	* Oklahoma.....	W.....	68... 54
J. 8	* at Kansas State.....	W.....	62... 52
J. 13	* at Baylor.....	L.....	70... 73
J. 20	* Kansas.....	W.....	69... 64
J. 24	* Texas A&M.....	W.....	70... 68
J. 27	* at Missouri.....	L.....	58... 71
J. 31	* Texas.....	L.....	64... 76
F. 3	* at Oklahoma.....	L.....	61... 75
F. 6	* Nebraska.....	L.....	59... 61
F. 10	* at Oklahoma State.....	L (2OT)....	91... 93
F. 13	* at Texas A&M.....	W.....	77... 75
F. 17	* Colorado.....	W.....	95... 74
F. 20	* at Texas.....	L.....	51... 80
F. 24	* Oklahoma State.....	W.....	59... 57
F. 28	* Baylor.....	W.....	85... 74
M. 3	* at Iowa State.....	W.....	63... 61
M. 8	@ vs. Colorado.....	W.....	81... 71
M. 9	@ vs. Kansas State.....	L.....	45... 66
M. 15	#1 vs. Boston College.....	L.....	75... 84

\* – Big 12 Conference Game  
 \$1 – CBE Classic (Lubbock, Texas)  
 \$2 – CBE Classic Semifinal (Kansas City, Mo.)  
 \$3 – CBE Classic Third Place (Kansas City, Mo.)  
 % – Pete Newell Challenge (San Jose, Calif.)  
 \$ – ALLTEL Arena (Little Rock, Ark.)  
 @ – Phillips 66 Big 12 Championship (Oklahoma City, Okla.)  
 #1 – NCAA East Region First Round (Winston-Salem, N.C.)

# YEAR BY YEAR RESULTS

**2007-08 • Season Record: 16-15 (7-9 B12 / T7th)**  
**Coach: Bob Knight (12-8) / Pat Knight (4-7)**

N. 10	UC-Riverside.....	W.....	68....	56
N. 14	at Sam Houston State.....	L.....	54....	56
N. 17	Stephen F. Austin.....	W.....	60....	44
N. 22	\$ vs. Alaska Anchorage.....	W.....	74....	47
N. 23	\$ vs. Gonzaga.....	W.....	73....	63
N. 24	\$ vs. Butler.....	L.....	71....	81
N. 28	Texas Christian.....	W.....	71....	58
D. 1	% vs. Centenary.....	L.....	66....	70
D. 5	Louisiana Tech.....	W.....	86....	31
D. 15	at New Mexico.....	L.....	63....	80
D. 22	& vs. Stanford.....	L.....	61....	62
D. 29	Northwestern State.....	W.....	95....	71
J. 1	Lamar.....	W.....	79....	77
J. 5	UTEP.....	W.....	75....	68
J. 12	* at Oklahoma State.....	L.....	55....	74
J. 16	* Texas A&M.....	W.....	68....	53
J. 19	* at Oklahoma.....	L.....	61....	63
J. 23	* Missouri.....	W.....	92....	84
J. 26	* at Texas.....	L.....	47....	73
F. 2	* Oklahoma State.....	W.....	67....	60
F. 6	* at Baylor.....	L.....	74....	80
F. 9	* at Nebraska.....	L.....	62....	73
F. 13	* Kansas State.....	W.....	84....	75
F. 16	* Oklahoma.....	L.....	64....	66
F. 20	* at Colorado.....	W.....	87....	69
F. 23	* Iowa State.....	W.....	76....	64
F. 27	* at Texas A&M.....	L.....	54....	98
M. 1	* Texas.....	W.....	83....	80
M. 3	* at Kansas.....	L.....	51....	109
M. 8	* Baylor.....	L.....	73....	86
M. 16	@ vs. Oklahoma State.....	L.....	72....	76

\* – Big 12 Conference Game

\$ – Great Alaska Shootout (Anchorage, Alaska)

% – CenturyTel Center (Bossier City, La.)

& – Big 12/Pac-10 Hardwood Series (Dallas, Texas)

@ – Phillips 66 Big 12 Championship (Kansas City, Mo.)

**2008-09 • Season Record: 14-19 (3-13 B12 / 11th)**  
**Coach: Pat Knight**

N. 14	St. Francis (PA).....	W.....	81....	47
N. 17	Sam Houston State.....	W.....	87....	76
N. 20	\$1 vs. East Central (OK).....	W.....	167	115
N. 22	\$1 vs. Eastern Kentucky.....	W.....	98....	84
N. 25	Southeastern Louisiana.....	W.....	74....	63
N. 28	\$2 vs. Pittsburgh.....	L.....	67....	80
N. 29	\$3 vs. Mississippi State.....	W.....	77....	73
D. 3	Wichita State.....	W.....	72....	69
D. 13	at Lamar.....	L.....	79....	85
D. 17	at UTEP.....	L.....	78....	96
D. 20	New Mexico.....	W.....	86....	78
D. 23	Centenary.....	W.....	67....	53
D. 28	at Stanford.....	L.....	66....	111
J. 1	Stephen F. Austin.....	W.....	69....	55
J. 6	Texas Christian.....	L.....	80....	85
J. 10	* at Baylor.....	L.....	61....	73
J. 17	* Texas.....	L.....	49....	71
J. 20	* Colorado.....	W.....	63....	55
J. 24	* at Missouri.....	L.....	86....	97
J. 28	* at Texas A&M.....	L.....	70....	79
J. 31	* Nebraska.....	L.....	69....	82
F. 4	* at Oklahoma State.....	L.....	80....	81
F. 7	* Baylor.....	W.....	83....	76
F. 11	* at Kansas State.....	L.....	73....	85
F. 14	* at Oklahoma.....	L.....	82....	92
F. 18	* Oklahoma State.....	L.....	82....	92
F. 21	* Texas A&M.....	L.....	73....	79
F. 25	* at Texas.....	L.....	81....	87
F. 28	* Oklahoma.....	L.....	63....	78
M. 4	* Kansas.....	W.....	84....	65
M. 7	* at Iowa State.....	L.....	76....	78
M. 11	@ vs. Texas A&M.....	W.....	88....	83
M. 12	@ vs. Missouri.....	L.....	60....	81

\* – Big 12 Conference Game

\$1 – Legends Classic Regional Rounds (Lubbock, Texas)

\$2 – Legends Classic Semifinals (Newark, N.J.)

\$3 – Legends Classic Third Place (Newark, N.J.)  
 @ – Phillips 66 Big 12 Championship (Oklahoma City, Okla.)

**2009-10 • Season Record: 19-16 (4-12 B12 / T9th)**  
**Coach: Pat Knight**

N. 13	\$ South Dakota.....	W.....	88....	49
N. 14	\$ Texas A&M-Corpus Christi.....	W.....	66....	59
N. 15	\$ Oregon State.....	W.....	64....	60
N. 19	Northwestern State.....	W.....	94....	75
N. 21	Lamar.....	W.....	77....	54
N. 24	at Stephen F. Austin.....	W.....	63....	61
N. 28	Samford.....	W.....	74....	53
D. 3	Washington.....	W (OT).....	99....	92
D. 8	at Texas Christian.....	W.....	80....	70
D. 10	at Wichita State.....	L.....	83....	85
D. 22	Stanford.....	W.....	100....	87
D. 29	at [19/17] New Mexico.....	L.....	75....	90
J. 1	McNeese State.....	W.....	76....	75
J. 3	UTEP.....	W.....	86....	78
J. 9	* at Oklahoma State.....	L.....	52....	81
J. 13	* Missouri.....	L (OT).....	89....	94
J. 16	* at Kansas.....	L.....	63....	89
J. 20	* Iowa State.....	W.....	78....	71
J. 23	* Oklahoma.....	W.....	75....	65
J. 27	* at Texas.....	L.....	83....	95
J. 30	* at Texas A&M.....	L.....	70....	85
F. 6	* Oklahoma State.....	W.....	81....	74
F. 9	* at Oklahoma.....	W.....	72....	71
F. 13	* Texas A&M.....	L.....	65....	67
F. 16	* at Baylor.....	L.....	70....	88
F. 20	* Texas.....	L.....	67....	71
F. 23	* Kansas State.....	L.....	64....	83
F. 27	* at Nebraska.....	L (2OT).....	79....	83
M. 2	* Baylor.....	L.....	68....	86
M. 6	* at Colorado.....	L.....	90....	101
M. 10	@ vs. Colorado.....	W.....	82....	67
M. 11	@ vs. Kansas.....	L.....	68....	80
M. 16	#1 at Seton Hall.....	W.....	87....	69
M. 20	#2 vs. Jacksonville.....	W.....	69....	64
M. 23	#3 at Mississippi.....	L (2OT).....	87....	90

\* – Big 12 Conference Game

\$ – Duel in the Desert (Lubbock, Texas)

@ – Phillips 66 Big 12 Championship (Kansas City, Mo.)

#1 – NIT First Round (Newark, N.J.)

#2 – NIT Second Round (Lubbock, Texas)

#3 – NIT Quarterfinals (Oxford, Miss.)

**2010-11 • Season Record: 13-19 (5-11 B12 / T10th)**  
**Coach: Pat Knight**

N. 12	Louisiana-Monroe.....	W.....	86....	67
N. 16	at North Texas.....	L (OT).....	83....	92
N. 19	Stephen F. Austin.....	W.....	70....	58
N. 21	Liberty.....	W.....	79....	71
N. 23	Georgia Southern.....	W.....	103....	79
N. 26	\$ vs. St. Mary's (Calif.).....	L.....	68....	88
N. 27	\$ vs. USF.....	L.....	61....	64
N. 30	Oral Roberts.....	W.....	86....	82
D. 4	at Washington.....	L.....	79....	108
D. 8	Texas Christian.....	L.....	77....	81
D. 18	at UTEP.....	L.....	71....	82
D. 22	Texas-Arlington.....	W.....	73....	56
D. 29	New Mexico.....	L.....	60....	61
J. 2	Texas A&M-Corpus Christi.....	W.....	70....	55
J. 4	Delaware State.....	W.....	79....	60
J. 8	* Baylor.....	L.....	59....	71
J. 11	* Texas.....	L.....	52....	83
J. 15	* at Kansas State.....	L.....	60....	94
J. 18	* at Oklahoma.....	L.....	74....	83
J. 22	* Nebraska.....	W.....	72....	71
J. 26	* at Iowa State.....	W.....	92....	83
J. 29	* Oklahoma State.....	W (OT).....	75....	74
F. 1	* Kansas.....	L.....	66....	88
F. 5	* at Texas.....	L.....	60....	76
F. 12	* Texas A&M.....	L.....	67....	70
F. 15	* at Missouri.....	L.....	84....	92
F. 19	* at Baylor.....	W.....	78....	69
F. 23	* Colorado.....	L.....	68....	71
F. 26	* at Oklahoma State.....	L.....	68....	70
M. 2	* Oklahoma.....	W.....	84....	58
M. 5	* at Texas A&M.....	L.....	54....	66
M. 11	@ vs. Missouri.....	L.....	84....	88

\* – Big 12 Conference Game

\$ – South Padre Island Invitational (South Padre Island, Texas)

@ – Phillips 66 Big 12 Championship (Kansas City, Mo.)

**2011-12 • Season Record: 8-23 (1-17 B12 / 10th)**  
**Coach: Billy Gillispie**

11	Louisiana-Monroe.....	W.....	86....	67
11/11	Troy.....	W.....	90....	85
11/16	North Texas.....	W.....	69....	64
11/20	Stephen F. Austin.....	W.....	64....	54
11/24	# vs. Indiana State.....	L.....	49....	60
11/25	# vs. DePaul.....	L.....	70....	76
11/27	# vs. Wake Forest.....	L.....	61....	70
12/01	at Texas A&M-Corpus Christi.....	W.....	61....	54
12/06	at Texas Christian.....	L.....	69....	75
12/18	Grambling State.....	W.....	87....	59
12/22	at Oral Roberts.....	L.....	56....	72
12/27	Cal State-Bakersfield.....	W.....	74....	58
12/30	Southeastern Louisiana.....	W.....	62....	54
01/04	* at Oklahoma State.....	L.....	59....	67
01/07	* [5/4] Baylor.....	L.....	60....	73
01/11	* [10/10] Kansas.....	L.....	46....	81
01/14	* at Texas A&M.....	L.....	54....	67
01/17	* at Oklahoma.....	L.....	55....	64
01/21	* Iowa State.....	L.....	52....	76
01/25	* [22/24] Kansas State.....	L.....	47....	69
01/28	* at [2/2] Missouri.....	L.....	50....	63
01/31	* Oklahoma State.....	L.....	63....	80
02/04	* at Texas.....	L.....	57....	74
02/07	* at Kansas State.....	L.....	46....	65
02/11	* Oklahoma.....	W.....	65....	47
02/14	* Texas A&M.....	L.....	38....	47
02/18	* at [4/5] Kansas.....	L.....	50....	83
02/22	* at Iowa State.....	L.....	54....	72
02/25	* Texas.....	L (OT).....	67....	71
02/27	* at [9/10] Baylor.....	L.....	48....	77
03/03	* [7/8] Missouri.....	L.....	59....	81
03/07	@ vs. Oklahoma State.....	L.....	60....	76

\* – Big 12 Conference Game

# – Old Spice Classic (Orlando, Fla.)

@ – Phillips 66 Big 12 Championship (Kansas City, Mo.)

## YEAR BY YEAR RESULTS

2012-13 • Season Record: 11-20 (3-15 B12 / 9th)

Coach: Chris Walker

11/09	Prairie View A&M.....W.....	89-79
11/14	Omaha.....W.....	91-63
11/20	Grambling State.....W.....	91-56
11/26	Jackson State.....W.....	84-75
12/01	[9/9] Arizona.....L.....	57-85
12/04	Northern Kentucky.....W.....	75-69
12/16	McNeese State.....L.....	75-80
12/19	Alabama.....L.....	62-66
12/22	Arizona State.....L.....	62-77
12/28	North Carolina A&T.....W.....	85-74
12/31	Florida A&M.....W.....	70-56
01/05	*at TCU.....W.....	62-53
01/08	*Baylor.....L.....	48-82
01/12	*[3/3] Kansas.....L.....	46-60
01/16	*at Oklahoma.....L.....	63-81
01/19	*at Oklahoma State.....L.....	45-79
01/23	*Iowa State.....W.....	56-51
01/26	*at Texas.....L.....	57-73
02/02	*West Virginia.....L.....	61-77
02/05	*(13/15) Kansas State.....L.....	59-68
02/09	*at Baylor.....L.....	48-75
02/13	*(17/16) Oklahoma State.....L.....	67-91
02/16	*at West Virginia.....L.....	64-66
02/20	*Oklahoma.....L.....	71-86
02/23	*at Iowa State.....L.....	66-86
02/25	*at (13) Kansas State.....L.....	55-75
03/02	*TCU.....W.....	72-63
03/04	*at (4/3) Kansas.....L.....	42-79
03/09	*Texas.....L (OT).....	69-71
03/13	%vs. West Virginia.....W.....	71-69
03/14	%vs. (7/6) Kansas.....L.....	63-91

\* – Big 12 Conference game

% – Phillips 66 Big 12 Championship (Kansas City, Mo.)

2013-14 • Season Record: 14-18 (5-10 B12 / T8th)

Coach: Tubby Smith

11-08	Houston Baptist.....W.....	76-61
11-11	Northern Arizona.....W.....	88-68
11-14	1 at Alabama.....L.....	64-76
11-18	2 Texas Southern.....W.....	80-71
11-21	2 South Dakota State.....W.....	68-54
11-25	3 vs. Pittsburgh.....L.....	53-76
11-26	3 vs. Houston.....W.....	76-64
11-29	UTSA.....W.....	94-64
12-03	at [2/2] Arizona.....L.....	58-79
12-15	Central Arkansas.....W.....	79-57
12-18	LSU.....L.....	69-71
12-21	at Arizona State.....L.....	62-76
12-30	Mount St. Mary's.....W.....	100-69
01-04	*[13/12] Iowa State.....L.....	62-73
01-06	*West Virginia.....L (OT).....	86-89
01-11	*at Texas.....L.....	64-67
01-15	*[12/13] Baylor.....W.....	82-72
01-18	*at TCU.....W.....	60-49
01-22	*at West Virginia.....L.....	81-87
01-25	*[25/25] Oklahoma.....L.....	65-74
01-28	*at Kansas State.....L.....	58-64
02-01	*TCU.....W.....	60-54
02-08	*[19/19] Oklahoma State.....W.....	65-61
02-12	*at [RV/25] Oklahoma.....W.....	68-60
02-15	*at [11/14] Iowa State.....L.....	64-70
02-18	*[8/8] Kansas.....L.....	63-64
02-22	*at Oklahoma State.....L.....	62-84
02-25	*Kansas State.....L.....	56-60
03-01	*at Baylor.....L.....	49-59
03-05	*at [8/8] Kansas.....L.....	57-82
03-08	*Texas.....W.....	59-53
03-12	4 vs. Oklahoma State.....L.....	62-80

\* – Denotes Big 12 Conference Game

1 – Big 12/SEC Challenge

2 – Progressive Legends Classic Opening Rounds  
(Lubbock, Texas)

3 – Progressive Legends Classic Championship  
Rounds(Brooklyn, N.Y.)

4 – Phillips 66 Big 12 Championship (Kansas City, Mo. /  
Sprint Center)

## HONORS AND AWARDS

### FRANCES POMEROY NAISMITH

#### BASKETBALL HALL OF FAME AWARD

(Under Six-Foot National Player of the Year)  
1985 ..... Bubba Smith

### NCAA POSTGRADUATE SCHOLARSHIP

1985 ..... Bubba Smith  
1986 ..... Tobin Doda

### BASKETBALL WEEKLY ALL-AMERICA

1997 ..... Tony Battie

### CAPITAL-JOURNAL ALL-AMERICA

1997 ..... Tony Battie

### COLLEGE SPORTS MAGAZINE ALL-AMERICA

1996 ..... Jason Sasser

### COLLEGEHOOPS.NET ALL-AMERICA

2007 ..... Jarius Jackson

### COLLEGE INSIDER ALL-AMERICA

2007 ..... Jarius Jackson

### DRAFT EXPRESS ALL-AMERICA

2007 ..... Jarius Jackson

### ESPN.COM ALL-AMERICA

2004 ..... Andre Emmett

### JAY BILAS ALL-AMERICA

2007 ..... Jarius Jackson

### NAIB ALL-AMERICA

1951 ..... Paul Nolen

### NEA ALL-AMERICA

1955 ..... Jim Reed  
1965 ..... Dub Malaise  
1966 ..... Dub Malaise

### RIVALS.COM FRESHMAN ALL-AMERICA

2005 ..... Martin Zeno

### SOUTHERN COLLEGE SPORTS ALL-AMERICA

2007 ..... Jarius Jackson

### UNIVERSAL SPORTS ALL-AMERICA

1974 ..... Rick Bullock  
1975 ..... Rick Bullock  
1976 ..... Rick Bullock  
1978 ..... Mike Russell

### UNIVERSAL SPORTS FRESHMAN ALL-AMERICA

1973 ..... Rick Bullock

### UPI ALL-AMERICA

1962 ..... Harold Hudgens  
1962 ..... Del Ray Mounts  
1966 ..... Dub Malaise  
1976 ..... Rick Bullock  
1985 ..... Bubba Jennings  
1992 ..... Will Flemons  
1993 ..... Will Flemons  
1995 ..... Jason Sasser  
1996 ..... Jason Sasser  
1997 ..... Cory Carr

### BASKETBALL HALL OF FAME

#### LITTLE MAN ALL-AMERICA TEAM

(Players Six-Foot & Under)

1985 ..... Bubba Jennings

#### UNITED PRESS INTERNATIONAL

#### LITTLE MAN ALL-AMERICA TEAM

(Players Six-Foot & Under)

1958 ..... Gerald Myers  
1959 ..... Gerald Myers  
1961 ..... Del Ray Mounts  
1962 ..... Del Ray Mounts

### COSIDA ACADEMIC ALL-AMERICA

1983 ..... Bubba Jennings  
1985 ..... Bubba Jennings  
1986 ..... Tobin Doda

### COSIDA ACADEMIC ALL-DISTRICT

1982 ..... Jeff Reynolds  
1983 ..... Bubba Jennings  
1984 ..... Bubba Jennings  
1984 ..... Tobin Doda  
1985 ..... Bubba Jennings  
1985 ..... Tobin Doda  
1986 ..... Tobin Doda  
1988 ..... Wes Lowe  
1992 ..... Brad Dale

### NABC HONORS COURT

2013 ..... Dejan Kravic  
2014 ..... Luke Adams  
2014 ..... Toddrick Gotcher  
2014 ..... Clark Lammert

### BASKETBALL WEEKLY ALL-NEAR WEST REGION

1994 ..... Lance Hughes  
1994 ..... Jason Sasser  
1995 ..... Jason Sasser

### COLLIER'S MAGAZINE ALL-DISTRICT

51 ..... Paul Nolen (HM)  
51 ..... Jack Alderson (HM)  
52 ..... Paul Nolen (HM)  
53 ..... Paul Nolen (HM)  
53 ..... Virgil Johnson (HM)  
54 ..... Jim Reed (HM)  
54 ..... Carl Ince (HM)  
55 ..... Jim Reed (1)  
55 ..... Carl Ince (HM)  
56 ..... Jim Reed (1)

### LOOK MAGAZINE ALL-DISTRICT

52 ..... Paul Nolen (1)  
53 ..... Paul Nolen (H)  
53 ..... Virgil Johnson (H)  
54 ..... Jim Reed (1)  
54 ..... Carl Ince (1)  
55 ..... Jim Reed (1)  
55 ..... Carl Ince (1)  
56 ..... Jim Reed (1)  
58 ..... Leon Hill (1)  
58 ..... Gerald Myers (2)  
58 ..... Charlie Lynch (2)  
59 ..... Leon Hill (1)  
59 ..... Gerald Myers (2)  
60 ..... Gene Arrington (3)  
60 ..... Del Ray Mounts (3)  
61 ..... Del Ray Mounts (1)  
61 ..... Harold Hudgens (2)  
62 ..... Harold Hudgens (1)  
62 ..... Del Ray Mounts (1)  
64 ..... Harold Denny (1)  
65 ..... Harold Denny (1)  
65 ..... Dub Malaise (1)  
66 ..... Dub Malaise (1)

## HONORS AND AWARDS

### NABC ALL-DISTRICT

53.....	Paul Nolen (H)
53.....	Virgil Johnson (H)
54.....	Jim Reed (1)
54.....	Carl Ince (1)
55.....	Jim Reed (1)
55.....	Carl Ince (1)
56.....	Jim Reed (1)
58.....	Leon Hill (1)
58.....	Gerald Myers (2)
58.....	Charlie Lynch (2)
59.....	Leon Hill (1)
59.....	Gerald Myers (2)
60.....	Gene Arrington (3)
60.....	Del Ray Mounts (3)
61.....	Del Ray Mounts (1)
61.....	Harold Hudgens (2)
62.....	Harold Hudgens (1)
62.....	Del Ray Mounts (1)
64.....	Harold Denny (1)
64.....	Dub Malaise (2)
65.....	Dub Malaise (1)
65.....	Harold Denny (1)
65.....	Norman Reuther (2)
66.....	Dub Malaise (1)
66.....	Norman Reuther (2)
66.....	Bob Measells (3)
68.....	Vernon Paul (3)
70.....	Gene Knolle (2)
71.....	Gene Knolle (1)
71.....	Greg Lowery (2)
72.....	Greg Lowery (2)
72.....	Richard Little (3)
73.....	Rick Bullock (2)
74.....	Rick Bullock (1)
74.....	Richard Little (2)
74.....	William Johnson (3)
75.....	Rick Bullock (1)
75.....	William Johnson (2)
76.....	Rick Bullock (1)
77.....	Mike Russell (1)
77.....	Grant Dukes (2)
77.....	Steve Dunn (3)
78.....	Mike Russell (1)
79.....	Kent Williams (2)
81.....	Jeff Taylor (2)
82.....	Jeff Taylor (2)
84.....	Bubba Jennings (2)
85.....	Bubba Jennings (1)
87.....	Sean Gay (2)
88.....	Sean Gay (1)
89.....	Sean Gay (1)
92.....	Will Flemons (2)
93.....	Will Flemons (1)
95.....	Mark Davis (2)
95.....	Jason Sasser (2)
96.....	Jason Sasser (1)
97.....	Tony Battie (1)
97.....	Cory Carr (1)
00.....	Rayford Young (1)
01.....	Andy Ellis (2)
02.....	Andy Ellis (1)

02.....	Andre Emmett (1)
03.....	Andre Emmett (1)
03.....	Kasib Powell (2)
04.....	Andre Emmett (1)
05.....	Ronald Ross (1)
05.....	Jarrius Jackson (2)
06.....	Jarrius Jackson (2)
07.....	Jarrius Jackson (1)
07.....	Martin Zeno (2)
08.....	Martin Zeno (1)

### USBWA DISTRICT MVP

1997.....	Tony Battie
2004.....	Andre Emmett
2005.....	Ronald Ross

### USBWA ALL-DISTRICT

1958.....	Gerald Myers (1)
1958.....	Leon "Podd" Hill (1)
1959.....	Leon "Podd" Hill (1)
1964.....	Harold Denny (1)
1965.....	Harold Denny (1)
1965.....	Dub Malaise (1)
1966.....	Dub Malaise (1)
1970.....	Gene Knolle (1)
1971.....	Gene Knolle (1)
1975.....	Rick Bullock (1)
1976.....	Rick Bullock (1)
1977.....	Mike Russell (1)
1981.....	Jeff Taylor (1)
1982.....	Jeff Taylor (1)
1984.....	Bubba Jennings (1)
1985.....	Bubba Jennings (1)
1988.....	Sean Gay (1)
1989.....	Sean Gay (1)
1992.....	Will Flemons (1)
1993.....	Will Flemons (1)
1994.....	Mark Davis (1)
1994.....	Jason Sasser (1)
1995.....	Jason Sasser (1)
1996.....	Jason Sasser (1)
1997.....	Cory Carr (1)
1997.....	Tony Battie (1)
2002.....	Andy Ellis (1)
2002.....	Andre Emmett (1)
2003.....	Andre Emmett (1)
2004.....	Andre Emmett (1)
2006.....	Jarrius Jackson (1)
2007.....	Jarrius Jackson (1)
2008.....	Alan Voskuil (1)
2009.....	John Roberson (1)
2010.....	Mike Singletary (1)
2014.....	Jaye Crockett (1)

### COLLEGE HOOPS DAILY

#### BIG 12 SIXTH MAN OF THE YEAR

2013.....	Jaye Crockett
-----------	---------------

## HONORS AND AWARDS

### ALL BIG 12 FIRST TEAM

1996-97	Tony Battie
1997-98	Cory Carr
2001-02	Andre Emmett
2002-03	Andre Emmett
2003-04	Andre Emmett
2004-05	Ronald Ross
2005-06	Jarrius Jackson
2006-07	Jarrius Jackson

### ALL BIG 12 SECOND TEAM

1996-97	Cory Carr
1998-99	Rayford Young
1999-00	Rayford Young
2001-02	Andy Ellis
2007-08	Martin Zeno

### ALL BIG 12 THIRD TEAM

2004-05	Jarrius Jackson
2006-07	Martin Zeno
2013-14	Jaye Crockett

### ALL BIG 12 HONORABLE MENTION

2001-02	Kasib Powell
2002-03	Kasib Powell
2005-06	Martin Zeno
2008-09	John Roberson
2008-09	Alan Voskuil
2009-10	John Roberson
2009-10	Mike Singletary
2012-13	Jaye Crockett

### ALL BIG 12 TOURNAMENT

2002-03	Andre Emmett
2004-05	Ronald Ross
2008-09	Mike Singletary

### BIG 12 ALL-DEFENSIVE TEAM

2005	Ronald Ross
------	-------------

### BIG 12 ALL-RESERVE TEAM

97	Rayford Young
04	Mikey Marshall
09	Mike Singletary

### BIG 12 ALL-FRESHMAN TEAM

1997	Rayford Young
1999	Andy Ellis
2004	Jarrius Jackson
2005	Martin Zeno
2009	Robert Lewandowski

### BIG 12 ALL-NEWCOMER TEAM

2009	Nick Okorie
------	-------------

### BIG 12 ALL-UNDERRATED TEAM

1997	Stan Bonewitz
1998	Rayford Young
1999	Cliff Owens
2003	Kasib Powell
2005	Devonne Giles
2010	Nick Okorie

### BIG 12 ALL-ACADEMIC TEAM

2001-02	Jesus Arenas, 1st team
2001-02	Chris Cassidy, 2nd team
2002-03	Will Chavis, 1st team
2006-07	Jon Plefka, 1st team
2006-07	Damir Suljagic, 2nd team
2007-08	Trevor Cook, 2nd team
2008-09	Esmir Rizvic, 1st team
2008-09	Mike Singletary, 2nd team
2009-10	Robert Lewandowski, 2nd team
2009-10	Mike Singletary, 2nd team
2010-11	Robert Lewandowski, 1st team
2011-12	Robert Lewandowski, 1st team
2011-12	Jaye Crockett, 2nd team
2012-13	Toddrick Gotcher, 1st team
2012-13	Dejan Kravic, 1st team
2012-13	Kader Tapsoba, 1st team
2012-13	Jordan Tolbert, 1st team
2012-13	Ty Nurse, 2nd team
2013-14	Jaye Crockett, 1st team
2013-14	Dejan Kravic, 1st team
2013-14	Toddrick Gotcher, 1st team

### BIG 12 ALL-ACADEMIC ALL ROOKIE

2012-13	Dusty Hannahs
---------	---------------

### SWC PLAYER OF THE YEAR

1991-92	Will Flemons
1992-93	Will Flemons
1996-97	Jason Sasser

### SWC PLAYER OF THE YEAR

1991-92	Will Flemons
1992-93	Will Flemons
1995-96	Jason Sasser

### SWC FIRST TEAM

1957-58	Gerald Myers
1958-59	Leon Hill
1960-61	Harold Hudgens
1960-61	Del Ray Mounts
1961-62	Harold Hudgens
1961-62	Del Ray Mounts
1963-64	Harold Denney
1963-64	Dub Malaise
1964-65	Harold Denney
1964-65	Dub Malaise
1965-66	Dub Malaise
1966-67	Vernon Paul
1969-70	Gene Knolle
1969-70	Greg Lowery
1970-71	Gene Knolle
1971-72	Greg Lowery
1972-73	Ron Richardson
1972-73	Richard Little
1973-74	Rick Bullock
1973-74	Richard Little
1974-75	Rick Bullock
1974-75	William Johnson
1975-76	Rick Bullock
1976-77	Mike Russell
1977-78	Mike Russell
1984-85	Bubba Jennings

1988-89	Sean Gay
1991-92	Will Flemons
1992-93	Will Flemons
1993-94	Jason Sasser
1994-95	Jason Sasser
1994-95	Mark Davis
1995-96	Jason Sasser

### SWC SECOND TEAM

1957-58	Leon Hill
1957-58	Charlie Lynch
1959-60	Del Ray Mounts
1962-63	Bobby Gindorf
1965-66	Norman Reuther
1967-68	Vernon Paul
1970-71	Greg Lowery
1971-72	Ralph Palomar
1972-73	Rick Bullock
1973-74	William Johnson
1978-79	Jeff Taylor
1980-81	Clarence Swannegan
1980-81	Jeff Taylor
1981-82	Jeff Taylor
1982-83	Bubba Jennings
1983-84	Bubba Jennings
1984-85	Quentin Anderson
1985-86	Tony Benford
1986-87	Sean Gay
1987-88	Sean Gay
1988-89	Sean Gay
1990-91	Steve Miles
1993-94	Mark Davis
1994-95	Lance Hughes
1995-96	Tony Battie
1995-96	Cory Carr

### SWC ALL-NEWCOMER

1980-81	Bubba Jennings
1980-81	Clarence Swannegan
1985-86	Sean Gay
1988-89	J.D. Sanders
1989-90	Will Flemons
1991-92	Lance Hughes
1992-93	Jason Sasser
1992-93	Koy Smith
1993-94	Mark Davis
1993-94	Darvin Ham
1994-95	Jason Martin

### SWC ALL-FRESHMAN OF THE YEAR

1989-90	Will Flemons
1992-93	Koy Smith

### SWC ALL-FRESHMAN

1989-90	Will Flemons
1992-93	Koy Smith
1994-95	Tony Battie
1995-96	Stan Bonewitz



## HONORS AND AWARDS

### SWC ALL-DEFENSIVE TEAM

1980-81	Jeff Taylor
(Co-Defensive Player of the Year)	
1981-82	Jeff Taylor
(Defensive Player of the Year)	
1984-85	Vince Taylor
(Defensive Player of the Year)	
1986-87	Sean Gay
1986-87	Greg Crowe
1987-88	Sean Gay
1987-88	Greg Crowe
1988-89	James Johnson
1991-92	Lamont Dale
1993-94	Darvin Ham
1994-95	Mark Davis
1995-96	Jason Sasser
1995-96	Tony Battie

### SWC ALL-TOURNAMENT MVP

1976	Rick Bullock
1986	Tony Benford
1993	Lance Hughes

### SWC ALL-TOURNAMENT TEAM

1976	Rick Bullock
1977	Mike Russell
1978	Mike Russell
1979	Geoff Huston
1983	Bubba Jennings
1985	Quentin Anderson
1985	Bubba Jennings
1985	Phil Wallace
1986	Tony Benford
1986	Dewayne Chism
1987	Greg Crowe
1992	Will Flemons
1993	Will Flemons
1993	Lance Hughes
1994	Mark Davis
1995	Jason Sasser
1995	Mark Davis
1996	Jason Sasser
1996	Cory Carr

### BORDER CONFERENCE MVP

1955-56	Jim Reed
---------	----------

### BORDER CONFERENCE FIRST TEAM

1933-34	Alvin Crews
1934-35	Wilson Gilmore
1935-36	Hugh Snodgrass
1936-37	Hugh Snodgrass
1938-39	Marshall Brown
1938-39	William Risinger
1941-42	Byron Gilbreath
1942-43	Garland Head
1945-46	Garland Head
1946-47	Garland Head
1947-48	Don Grove
1948-49	Don Grove
1949-50	Eugene Gibson
1950-51	Paul Nolen
1952-53	Paul Nolen
1952-53	Virgil Johnson
1953-54	Jim Reed
1953-54	Carl Ince
1954-55	Jim Reed
1954-55	Carl Ince
1955-56	Jim Reed

### ALL-BORDER SECOND TEAM

1933-34	Wilson Gilmore
1933-34	Polk Robison
1933-34	Laurence Priddy
1934-35	Laurence Priddy
1934-35	Lem Weaver
1936-37	Paul Morris
1937-38	F.M. Sachase
1938-39	Bauman Roper
1941-42	Elvis Erwin
1942-43	George Allen
1949-50	Chester Jackson
1950-51	Jack Alderson
1951-52	Paul Nolen
1951-52	Virdell Turner
1955-56	DuWayne Blackshear

### Other Awards

Be sure to refer to the "Awards" Section in the front of this book to view national honors earned by Texas Tech Basketball teams, coaches and players.

All accomplishments compiled here are as of August 2014.

### Most Complete Information:

Complete details, other records and information about every sport is available at the Texas Tech website, look for a media supplement link from the sidebar of each sport. Statistics and records will be updated online as events occur and records are broken.

[www.texastech.com](http://www.texastech.com)

## YEAR-BY YEAR RECORDS

Year	Record	Conference/Finish	Head Coach
1975-76	14-16	n/a	Susie Lynch
1976-77	20-18	n/a	Susie Lynch
1977-78	35-11	n/a	Gay Benson
1978-79	14-19	n/a	Gay Benson
1979-80	24-11	n/a	Gay Benson
1980-81	12-18	n/a	Donna Wick
1981-82	18-12	n/a	Donna Wick
1982-83	22-9	SWC: 6-2	Marsha Sharp
1983-84	23-7	SWC: 13-3	Marsha Sharp
1984-85	24-8	SWC: 12-4	Marsha Sharp
1985-86	21-9	SWC: 13-3	Marsha Sharp
1986-87	18-11	SWC: 10-6	Marsha Sharp
1987-88	17-13	SWC: 9-7	Marsha Sharp
1988-89	16-13	SWC: 9-7	Marsha Sharp
1989-90	20-11	SWC: 11-5	Marsha Sharp
1990-91	23-8	SWC: 12-4	Marsha Sharp
1991-92	27-5	SWC: 13-1	Marsha Sharp
1992-93*	31-3	SWC: 13-1	Marsha Sharp
1993-94	28-5	SWC: 12-2	Marsha Sharp
1994-95	33-4	SWC: 13-1	Marsha Sharp
1995-96	27-5	SWC: 13-1	Marsha Sharp
1996-97	20-9	Big 12: 11-5	Marsha Sharp
1997-98	26-5	Big 12: 15-1	Marsha Sharp
1998-99	30-4	Big 12: 14-2	Marsha Sharp
1999-00	28-5	Big 12: 13-3	Marsha Sharp
2000-01	25-7	Big 12: 13-3	Marsha Sharp
2001-02	20-12	Big 12: 8-8	Marsha Sharp
2002-03	29-6	Big 12: 13-3	Marsha Sharp
2003-04	25-8	Big 12: 10-6	Marsha Sharp
2004-05	24-8	Big 12: 12-4	Marsha Sharp
2005-06	15-14	Big 12: 9-7	Marsha Sharp
2006-07	15-16	Big 12: 6-10	Kristy Curry
2007-08	17-16	Big 12: 4-12	Kristy Curry
2008-09	16-15	Big 12: 6-10	Kristy Curry
2009-10	18-15	Big 12: 5-11	Kristy Curry
2010-11	22-11	Big 12: 8-8	Kristy Curry
2011-12	21-14	Big 12: 6-12	Kristy Curry
2012-13	21-11	Big 12: 11-7	Kristy Curry
2013-14	6-24	Big 12: 0-18	Candi Whitaker
<b>Totals</b>	<b>844-408</b>	<b>323-177</b>	<b>39 Seasons</b>

\*National Champions



## HEAD COACHES' RECORDS

Name	Tenure (Yrs)	Overall Record	Conf. Record
Susie Lynch	1975-77 (2)	34-34 (.500)	n/a
Gay Benson	1977-80 (3)	67-47^ .588	n/a
Donna Wick	1980-82 (2)	31-29 .516	n/a
Marsha Sharp	1982-2006 (24)	572-180 .752	277-89
Kristy Curry	2006-2013 (7)	130-98 .570	46-70
Candi Whitaker	2014-present	6-24 .200	0-18
<b>Overall</b>	<b>39 seasons</b>	<b>844-408</b> <b>.674</b>	<b>323-177</b> <b>.646</b>

### Other Awards

Be sure to refer to the "Awards" Section in the front of this book to view national honors earned by Texas Tech Basketball teams, coaches and players.

All accomplishments compiled here are as of August 2014.

### Most Complete Information:

Complete details, other records and information about every sport is available at the Texas Tech Website, look for a media supplement link from the sidebar of each sport. Statistics and records will be updated online as events occur and records are broken.

[www.texastech.com](http://www.texastech.com)

### Did you know?

The Women's Basketball team is the only squad at Texas Tech that may properly be referred to as the "Lady Raiders" as Texas Tech's nickname is the Red Raiders.

For sports where there is both a men's and women's program and one needs to make a distinction between the genders, it is appropriate to refer to a women's team as the Lady Raiders, but the name of the sport should always follow, unless one is referring to the Women's Basketball team.

For example, it is the Lady Raiders Cross Country team, Lady Raiders Golf team, Lady Raiders Tennis team and Lady Raiders Track & Field teams (both indoor or outdoor), while a reference to the "Lady Raiders" without a sport following it would mean Women's Basketball.

There is no male squad counterpart for Soccer, Softball or Volleyball at Texas Tech so those sports teams should be referred to as the Red Raiders.

## ALL-TIME LETTERWINNERS

### -A-

Allen, Kathy, 1970-73  
Anderson, Tammy, 1980-81  
Arnecke, Stephanie, 1982-83  
Ashmore, Suzanne, 1974-75  
Ashton, Marissa, 2009-11  
Askins, Rhonda, 1975-76  
Atkins, Michi, 1992-96  
Ayers, Jolee, 2000-2004

### -B-

Baker, Kelsi, 2010-present  
Barncastle, Jordan, 2008-12  
Battle, Amber, 2011-present  
Baughman, Brooke, 2003-07  
Bell, Barbara, 1978-79  
Berry, Janene, 1984-86  
Bokenkamp, Mary, 2009-13  
Boles, Crystal, 1994-98  
Booth, Sharon, 1977-78  
Braziel, Angie, 1997-99  
Brown, Antiesha, 2010-11  
Brown, Chynna, 2009-13  
Brown, Dionne, 2000-01  
Brown, D'Lynn, 1977-78  
Brown, Maddy, 2007-09  
Brown, Trina, 1995-97  
Brown, Sharon, 1980-81  
Buck, Jennifer, 1988-92  
Butler, Judy, 1976-77

### -C-

Caddell, Caylene, 1970-73  
Cain, Sharon, 1984-86  
Carson, Lisa, 1978-79  
Carter, Andrea, 1984-85  
Caston, Jasmine, 2013-14  
Christian, Raquel, 2006-08  
Clark, Jametra, 2002-04  
Clay, Tricia, 1984-86  
Cleveland, Beth, 1977-78  
Clinger, Cynthia, 1991-93  
Coats, Marion, 1972-74  
Cockerell, Jennifer, 1994-98  
Cole, Krystal, 2005-06  
Conwright, Patrice, 1991-92  
CookTaylor, Ivonne, 2012-present  
Cudnoski, Alison, 1998-01

---

*If you spot omissions, please contact the Texas Tech Athletics Communications Office at 806-742-2770.*

### -D-

Dabbs, Chesley, 2002-07  
Daniels, LaTosha, 2001-02  
Davis, Janice, 1985-87  
Davis, LaToya, 2002-06  
Davis, Louise, 1978-80  
Davis, Trudy, 1970-74  
Davidson, Kalee, 2007-08  
Denham, Melinda, 1983-85  
Dickerson, Keitha, 1996-00  
Dixon, Teri, 1975-76  
Dostal, Jane, 1980-81  
Dudensing, Carol, 1975-78  
Durr, DeRenda, 1981-82

### -E-

Edwards, Patrice, 2004-07  
Elliott, Barbara, 1971-72  
Ellison, Tanisha, 1998-02  
Ellison, Bette, 1969-70  
Emanuel, Dixie, 1971-72  
Evans, Rebecca, 1981-82

### -F-

Farley, Rhonda, 1978-79  
Farris, Janice, 1990-94  
Farst, Karen, 1986-90  
Field, Kim, 1975-76  
Fitzhugh, Lerii, 1979-80  
Flowers, Tawanna, 2004-07  
Foreman, Judy, 1971-72  
Fortune, Ruth, 1979-80  
Fox, Jackie, 1980-81  
Fox, Pam, 1970-74  
Franklin, Camille, 1982-86  
Freberg, Kathy, 1981-83  
Fredenburg, Shara, 1982-83  
Fresch, Danette, 1990-92

### -G-

Galloway, D'Ann, 1975-77  
Gerber, Lori, 1983-85  
Gibbs, Cara, 1995-99  
Grace, Evelyn, 1978-79  
Graham, Margo, 1989-90  
Graham, Stanecia, 2007-08  
Grant, Erin, 2002-06  
Greenwalt, Cisti, 2001-05  
Greer, Cheryl, 1977-79  
Griffin, Darrice, 2004-07  
Griffin, Teddy, 2005-08  
Gunter, Martha, 1971-72

### -H-

Hanebutt, Rene, 1995-99  
Harrison, Audrissa, 2013-present  
Hartman, Diana, 1976-78  
Havens, Liz, 1978-80  
Heath, Nikki, 1991-95  
Henderson, LaVonda "Tiny", 2005-09  
Henderson, Mitzi, 1981-82  
Hobbs, Tiffany, 1989-90  
Hyde, Christine, 2009-13

### -I-

Isaacks, Darla, 1984-88

### -J-

Jackson, Casey, 2000-04  
Johns, Brenda, 1970-71  
Johnson, Aleah, 1998-00  
Johnson, Enrica, 2004-06  
Johnson, Noel, 1991-95  
Jones, Debby, 1985-87  
Jones, Charlotte, 1986-87  
Jones, Kathy, 1974-75  
Jones, Phyllis, 1976-78

### -K-

Keasler, Reina, 1978-82  
Keller, Libby, 1975-76  
Kemp, Cheryl, 1976-77  
Kersey, Diana, 1990-94  
Killough, Lynn, 1985-88  
Kimbrow, Lindie, 2009-11  
Kingsbery, Sue, 1970-72  
Kirkland, Krista, 1989-93  
Kitten, Karla, 1975-77  
Kocurek, Nancy, 1981-83  
Koncak, Julia, 1983-87  
Krismer, Kathy, 1976-77

### -L-

Lake, Julie, 1995-99  
Lance, Kim, 1977-78  
Lee, Dana, 1977-78  
Lee, Vicki, 1979-80  
Lockhart, Diamond, 2013-14  
Logsdon, Lisa, 1983-87  
Lutrick, Carrie Lee, 1982-84  
Lynch, Reena, 1986-90

### -M-

Mallard, Kierra, 2008-12  
Marble, Donette, 1978-79  
Martin, Tilmila, 2008-10  
Massey, Marion, 1978-79  
Mayo, Melissa, 1982-84  
McCallister, LaDale, 1986-87  
McCray, Gwen, 1979-83  
McIlroy, Sharon, 1973-75  
McKenzie, Vicky, 1986-88  
McLain, Dana, 1976-78  
McMillian, Teresa, 1988-92  
Mears, Jane't, 1980-84  
Moore, Maria, 2007-09  
Morris, Casey, 2010-13  
Morris, Megan, 2005-06  
Muckleroy, Kristy, 1993-94  
Mulanax, Rachele, 1988-91  
Munoz, Evelyn, 1976-77  
Murphree, Jordan, 2006-10  
Murray, Tani, 1973-74  
Myrick, Erin, 2004-08

### -N-

Nagle, Jamie, 1999-03  
Nester, Annette, 1979-80  
Newman, Christine, 1979-81  
Nobles, Shauntal, 2010-2014  
Norman, Judy, 1972-74

### -O-

O'Neal, Katrisa, 1997-01  
Owens, Jill, 1975-79

### -P-

Parker, Sandy, 1993-97  
Pastner, Courtney, 1999-00  
Payton, Marilyn, 1997-78  
Penkunis, Rose, 1979-82  
Perkins, Jia, 2000-04  
Petree, Cayla, 2002-03  
Phillips, Loann, 1978-80  
Pickett, Terry, 1977-78  
Pieper, Sharon, 1971-72  
Pierson, Plenette, 1999-03  
Pitcock, Sheri, 1971-72  
Plunk, Luann, 1968-72  
Poe, Susan, 1975-76  
Pruitt, Kim, 1990-94

### -R-

Ratts, Karen, 1986-87  
Reed, Shannon, 1995-96  
Richardson, Kellye, 1982-84  
Ritchie, Natalie, 2000-04  
Roberson, Ashlee, 2007-10  
Robertson, Alesha, 2003-07  
Robinson, Cathy, 1971-72  
Robinson, Connie, 1993-95  
Rodriguez, Elaine, 1977-78  
Ross, Rose, 1981-83  
Rumph, Alana, 2007-09

## ALL-TIME LETTERWINNERS

### -S-

Salbo, Brenda, 1971-72  
 Schield, Sabrina, 1980-84  
 Schilling, Kelly, 1988-90  
 Schmucker, Melinda, 1996-00  
 Schneider, Carolyn, 1968-72  
 Schneider, Haley, 2010-14  
 Schneider, Kellyn, 2012-14  
 Scott, Rosemary, 1977-79  
 Scott, Stephanie, 1990-94  
 Seals, Dominic, 2007-09  
 Siebert, Stacey, 1986-90  
 Simmons, Kari Jo, 2001-02  
 Skinner, Denise, 1980-81  
 Slutz, Sue, 1977-78  
 Smalls, Monique, 2009-13  
 Smith, Alice, 1984-85  
 Smith, Judith, 2004-06  
 Smith, Tana, 1978-79  
 Sonells, Debbie, 1971-72  
 Spangler, Tammy, 1987-89  
 Spears, Minta, 2013-present  
 Stone, Pam, 1979-80  
 Stroebel, JoAnn, 1975-76  
 Sumrall, Kim, 1993-97  
 Swoopes, Sheryl, 1991-93

### -T-

Tarr, Amber, 1998-02  
 Tate, Amber, 1995-97  
 Teal, Vickie, 1983-85  
 Tennial, Miklannet, 2002-03  
 Thomas, Michelle, 1992-96  
 Thomas, Natalie, 2006-08  
 Thompson, Alicia, 1994-98  
 Thompson, Carolyn, 1980-84  
 Toles, Tanya, 1971-72  
 Trimmier, Melynn, 1968-70  
 Truesdale, Tabitha, 1993-95  
 Tull, Hazel, 1987-88; 1989-92

### -U-

Not yet!

### -V-

Vaughn, Nodia, 1979-80  
 von Netzer, Kristin, 1988-90

### -W-

Walker, Ebony, 2010-12  
 Walker, Elesha, 1994-98  
 Walker, Keisha, 2007-09  
 Walker, Tammy, 1987-91  
 Ward, Brenda, 1978-79  
 Ware, Alexis, 1987-91  
 Washington, Kristi, 1997-99  
 Webb, Lynn, 1978-82  
 Weis, Nanette, 1974-75  
 Westerman, Jana, 1974-75  
 Wheley, Jan, 1971-72  
 White, Candi, 2000-02  
 White, Melinda, 1992-96  
 Wickett, Teena, 2010-11  
 Wiley, LeKisha, 1993-94  
 Wilson, Tami, 1990-92  
 Winn, Bobbie, 1971-73  
 Wood, Lisa, 1983-87  
 Wright, Cathy, 1971-72

### -Y-

Not yet!

### -Z-

Not yet!

## CAREER RECORDS

### SCORING (TOP 10)

1.	2,655	Carolyn Thompson	80-84
2.	2,156	Alicia Thompson	94-98
3.	2,134	Michi Atkins	92-96
4.	1,768	Jia Perkins	00-04
5.	1,645	Sheryl Swoopes	91-93
6.	1,602	Plenette Pierson	99-03
7.	1,580	Gwen McCray	79-83
8.	1,571	Alesha Robertson	03-07
9.	1,513	Reena Lynch	86-90
10.	1,497	Rene Hanebutt	95-99

### Points Per Game (Top 10)

1.	24.9	Sheryl Swoopes	91-93
2.	21.9	Carolyn Thompson	80-84
3.	17.4	Angie Braziel	97-99
4.	17.3	Connie Robinson	93-95
5.	16.9	Alicia Thompson	94-98
6.	16.3	Tricia Clay	84-86
7.	15.7	Michi Atkins	92-96
8.	15.4	Plenette Pierson	99-03
	15.4	Jia Perkins	00-04
10.	13.6	Dominic Seals	07-09

### Field Goals Made

1.	1013	Carolyn Thompson	80-84
2.	865	Alicia Thompson	94-98
3.	822	Michi Atkins	92-96
4.	725	Sheryl Swoopes	91-93
5.	724	Jia Perkins	00-04
6.	682	Gwen McCray	79-83
7.	611	Reena Lynch	86-90
8.	602	Plenette Pierson	99-03
9.	562	Jennifer Buck	88-92
10.	544	Kierra Mallard	08-12

### Field Goal Attempts

1.	1,944	Carolyn Thompson	80-84
2.	1,716	Alicia Thompson	94-98
3.	1,645	Sheryl Swoopes	91-93
4.	1,630	Jia Perkins	00-04
5.	1,556	Michi Atkins	92-96
6.	1,482	Gwen McCray	79-83
7.	1,371	Alesha Robertson	03-07
8.	1,329	Kierra Mallard	08-12
9.	1,297	Reena Lynch	86-90
10.	1,203	Plenette Pierson	99-03

### Field Goal Percentage

1.	.602	LaToya Davis	(530-880, 02-06)
2.	.593	Janice Farris	(195-329, 90-94)
3.	.579	Julia Koncak	(371-641, 83-87)
4.	.562	Connie Robinson	(426-758, 93-95)
5.	.556	Cynthia Clinger	(198-356, 91-93)
6.	.545	Melinda White	(238-537, 92-96)
7.	.543	Tanisha Ellison	(180-331, 98-02)
8.	.542	Tricia Clay	(400-738, 84-86)
9.	.531	Carolyn Thompson	(1013-1944, 80-84)
10.	.527	Sheryl Swoopes	(621-1179, 91-93)

### Three-Point Field Goals Made

1.	282	Rene Hanebutt	95-99
2.	256	Noel Johnson	91-95
3.	220	Krista Kirkland	89-93
4.	189	Natalie Ritchie	00-04
5.	183	Alesha Robertson	03-07
6.	177	Casey Morris	10-13
7.	162	Amber Tarr	98-02
8.	128	Melinda Schmucker-Pharies	96-00
9.	124	Karen Farst	87-90
10.	114	Julie Lake	95-99

### Three-Point Field Goal Attempts

1.	691	Rene Hanebutt	95-99
2.	603	Noel Johnson	91-95
3.	554	Natalie Ritchie	00-04
4.	528	Krista Kirkland	89-93
5.	516	Casey Morris	10-13
6.	501	Alesha Robertson	03-07
7.	416	Melinda Schmucker-Pharies	96-00
8.	411	Amber Tarr	98-02
9.	340	Jordan Murphree	06-10
10.	293	Julie Lake	95-99

### Three-Point Field Goal Percentage

1.	.444	Vicky McKenzie	(24-54, 86-88)
2.	.443	Karen Farst	(124-248, 87-90)
3.	.429	Kelsi Baker	(12-28, 10-12)
4.	.417	Krista Kirkland	(220-528, 89-93)
5.	.411	Noel Johnson	(256-623, 91-95)
6.	.410	Sheryl Swoopes	(57-139, 91-93)

### Free Throws Made

1.	692	Carolyn Thompson	80-84
2.	490	Michi Atkins	92-96
3.	402	Alicia Thompson	94-98
4.	398	Plenette Pierson	99-03
5.	350	Alesha Robertson	03-07
6.	346	Sheryl Swoopes	91-93
7.	311	Rene Hanebutt	95-99
8.	291	Reena Lynch	86-90
9.	277	Stacey Siebert	86-90
10.	274	Jennifer Buck	88-92

### Free Throw Attempts

1.	986	Carolyn Thompson	80-84
2.	715	Michi Atkins	92-96
3.	644	Plenette Pierson	98-03
4.	604	Alicia Thompson	94-98
5.	463	Keitha Dickerson	96-00
6.	447	Reena Lynch	86-90
7.	443	Alesha Robertson	03-07
8.	441	Stacey Siebert	86-90
9.	419	LaToya Davis	02-06
10.	410	Sheryl Swoopes	91-93

### Free Throw Percentage

1.	.844	Sheryl Swoopes	(346-410, 91-93)
2.	.843	Tilmila Martin	(150-178, 08-10)
3.	.835	Lisa Logsdon	(116-139, 83-87)
4.	.834	Natalie Ritchie	(156-187, 00-04)
5.	.829	Julie Lake	(204-246, 95-99)
6.	.827	Rene Hanebutt	(311-376, 95-99)
7.	.802	Erin Grant	(271-338, 02-06)
8.	.801	Casey Morris	(177-221, 10-13)
9.	.796	Darla Issacks	(84-93, 84-88)
10.	.7917	Jia Perkins	(270-341, 00-04)

### Blocked Shots

1.	300	Cisti Greenwalt	01-05
2.	215	Kierra Mallard	08-12
3.	191	Crystal Boles	94-98
4.	174	Carolyn Thompson	80-84
5.	154	Stacey Siebert	86-90
6.	135	Gwen McCray	79-83
7.	117	Tami Wilson	90-92
	117	Angie Braziel	97-99
	117	Erin Myrick	04-08
10.	116	Plenette Pierson	99-02

### Rebounds

1.	1,247	Carolyn Thompson	80-84
2.	953	Alicia Thompson	94-98
3.	933	Kierra Mallard	08-12
4.	927	Michi Atkins	92-96
5.	924	Gwen McCray	79-83
6.	887	Reena Lynch	86-90
7.	869	LaToya Davis	02-06
8.	843	Keitha Dickerson	96-00
9.	789	Cisti Greenwalt	01-05
10.	787	Plenette Pierson	99-03

### Rebounding Average

1.	10.31	Carolyn Thompson	(1247rb/121g)
2.	9.72	Tami Wilson	(603rb/62g)
3.	8.72	Gwen McCray	(924rb/106g)
4.	8.21	Reena Lynch	(887rb/108g)
5.	8.08	Dominic Seals	(517rb/64g)
6.	8.00	Sheryl Swoopes	(528rb/66g)
7.	7.93	Kathy Freberg	(484rb/61g)
8.	7.62	Angie Braziel	(495rb/65g)
9.	7.57	Plenette Pierson	(787rb/104g)
10.	7.52	Kierra Mallard	(933rb/124g)

### Assists

1.	844	Erin Grant	02-06
2.	603	Melinda Schmucker-Pharies	96-00
3.	553	Krista Kirkland	89-93
4.	514	Monique Smalls	09-13
5.	482	Camille Franklin	82-86
6.	441	Julie Lake	95-99
7.	410	Noel Johnson	91-95
8.	391	Katrisa O'Neal	97-01
9.	376	Jia Perkins	00-04
10.	365	Tabitha Truesdale	93-95

### Steals

1.	352	Katrisa O'Neal	97-01
2.	305	Jia Perkins	00-04
3.	303	Camille Franklin	83-86
	303	Monique Smalls	09-12
5.	264	Noel Johnson	91-95
6.	237	Carolyn Thompson	80-84
7.	226	Sheryl Swoopes	91-93
8.	221	Melinda Schmucker-Pharies	96-00
9.	209	Tammy Walker	87-91
10.	194	Jordan Murphree	06-10

## SEASON RECORDS

## SEASON SCORING (TOP 10)

1.	955	Sheryl Swoopes	92-93
2.	719	Alicia Thompson	97-98
3.	707	Carolyn Thompson	83-84
4.	699	Carolyn Thompson	82-83
5.	690	Sheryl Swoopes	91-92
	690	Angie Braziel	98-99
7.	686	Alicia Thompson	96-97
8.	670	Michi Atkins	95-96
	670	D'Lynn Brown	77-78
10.	647	Michi Atkins	94-95
	647	Karla Kitten	76-77

## Points Per Game Average

1.	28.1	Sheryl Swoopes	92-93
2.	23.7	Alicia Thompson	96-97
3.	23.6	Carolyn Thompson	83-84
4.	23.2	Alicia Thompson	97-98
5.	22.6	Carolyn Thompson	82-83
6.	21.6	Sheryl Swoopes	91-92
7.	21.3	Carolyn Thompson	81-82
8.	20.9	Michi Atkins	95-96
9.	20.3	Carolyn Thomson	80-81
	20.3	Angie Braziel	98-99

## Field Goals Made

1.	356	Sheryl Swoopes	93-92
2.	299	Alicia Thompson	97-98
3.	294	Angie Braziel	98-99
4.	288	Carolyn Thompson	83-84
5.	270	Karla Kitten	76-77
6.	264	Alicia Thompson	96-97
7.	265	Sheryl Swoopes	91-92
8.	259	Michi Atkins	94-95
9.	257	Carolyn Thompson	82-83
10.	248	Michi Atkins	95-96

## Field Goal Attempts

1.	652	Sheryl Swoopes	92-93
2.	597	Carolyn Thompson	80-81
3.	585	Angie Braziel	98-99
4.	563	Jia Perkins	02-03
5.	551	Alicia Thompson	97-98
6.	546	Alicia Thompson	96-97
7.	527	Sheryl Swoopes	91-92
8.	509	Jia Perkins	01-02
9.	502	Carolyn Thompson	83-84
10.	495	Michi Atkins	94-95

## Field Goal Percentage

1.	.629	Julia Koncak	(154-245, 86-87)
2.	.617	Janice Farris	(79-128, 92-93)
3.	.613	LaToya Davis	(157-256, 04-05)
4.	.601	LaToya Davis	(98-163, 03-04)
5.	.597	LaToya Davis	(218-365, 05-06)
6.	.594	LaToya Davis	(57-96, 02-03)
7.	.593	Keitha Dickerson	(73-123, 96-97)
8.	.588	Michi Atkins	(112-208, 92-93)
9.	.577	Tanisha Ellison	(64-111, 01-02)
10.	.574	Carolyn Thompson	(288-502, 83-84)

## Three-Point Field Goals Made

1.	107	Rene Hanebutt	98-99
2.	96	Noel Johnson	93-94
3.	91	Noel Johnson	94-95
4.	79	Rene Hanebutt	96-97
5.	72	Krista Kirkland	91-92
6.	71	Krista Kirkland	92-93
7.	66	Amber Tarr	01-02
8.	65	Rene Hanebutt	97-98
	65	Natalie Ritchie	01-02

## Three-Point Field Goal Attempts

1.	261	Rene Hanebutt	98-99
2.	221	Noel Johnson	94-95
3.	219	Noel Johnson	93-94
4.	187	Natalie Ritchie	02-03
5.	183	Rene Hanebutt	96-97
6.	179	Krista Kirkland	91-92

## Three-Point Field Goal Percentage

1.	.511	Stephanie Scott	(24-47, 93-94)
2.	.460	Noel Johnson	(23-50, 91-92)
3.	.449	Karen Farst	(53-118, 88-89)
4.	.448	Stephanie Scott	(22-49, 92-93)

## Free Throws Made

1.	211	Sheryl Swoopes	92-93
2.	185	Carolyn Thompson	82-83
3.	183	Carolyn Thompson	81-82
4.	174	Michi Atkins	95-96
5.	148	Plenette Pierson	02-03
	148	Dominic Seals	07-08
7.	144	Tabitha Truesdale	94-95
8.	143	Alicia Thompson	96-97
9.	135	Sheryl Swoopes	91-92
10.	131	Carolyn Thompson	83-84
	131	Plenette Pierson	00-01

## Free Throw Attempts

1.	342	Sheryl Swoopes	92-93
2.	302	Carolyn Thompson	81-82
3.	287	Carolyn Thompson	82-83
4.	251	Michi Atkins	95-96
5.	233	Plenette Pierson	02-03
6.	212	Carolyn Thompson	80-81
7.	207	Dominic Seals	07-08
8.	205	Plenette Pierson	00-01
9.	204	Alicia Thompson	96-97
10.	187	LaToya Davis	05-06

## Free Throw Percentage

1.	.920	Karen Farst	(62-68, 89-90)
2.	.881	Chynna Brown	(37-42, 10-11)
3.	.873	Natalie Ritchie	(62-71, 01-02)
4.	.868	Sheryl Swoopes	(211-243, 92-93)
5.	.866	Alesha Robertson	(71-82, 04-05)
	.866	Tilmila Martin	(71-82, 08-09)
7.	.857	Rene Hanebutt	(84-98, 98-99)
8.	.851	Lisa Logsdon	(46-54, 86-87)
9.	.846	Julie Lake	(33-39, 96-97)
10.	.844	Erin Grant	(81-96, 03-04)

## Blocked Shots

1.	105	Cisti Greenwalt	04-05
2.	90	Crystal Boles	96-97
3.	78	Cisti Greenwalt	02-03
4.	75	Tami Wilson	90-91
5.	66	Kierra Mallard	10-11
6.	64	Angie Braziel	98-99
7.	62	Crystal Boles	95-96
8.	61	Kierra Mallard	11-12
9.	60	Cisti Greenwalt	01-02
10.	57	Cisti Greenwalt	03-04

## Rebounds

1.	360	Carolyn Thompson	80-81
2.	355	Pam Stone	79-80
3.	336	D'Lynn Brown	77-78
4.	331	Carolyn Thompson	81-82
5.	330	Keitha Dickerson	99-00
6.	317	Michi Atkins	95-96
7.	312	Sheryl Swoopes	92-93
8.	305	LaToya Davis	05-06
9.	295	Angie Braziel	98-99
10.	285	Sheryl Swoopes	91-92

## Rebounding Average

1.	12.0	Carolyn Thompson	(360 rb/30g)
2.	11.0	Carolyn Thompson	(331 rb/30g)
3.	10.5	LaToya Davis	(305 rb/29g)
4.	10.4	Stacey Siebert	(291 rb/28g)
5.	10.1	Pam Stone	(355 rb/35g)
6.	10.0	Keitha Dickerson	(330 rb/33g)
7.	9.9	Michi Atkins	(317 rb/32g)
8.	9.6	Alicia Thompson	(279 rb/29g)
9.	9.17	Sheryl Swoopes	(312 rb/34g)
10.	9.13	Carolyn Thompson	(283 rb/31g)

## Assists

1.	281	Tabitha Truesdale	94-95
2.	228	Erin Grant	02-03
3.	218	Erin Grant	04-05
4.	215	Erin Grant	03-04
5.	188	Melinda Schmucker	98-99
6.	187	Melinda Schmucker-Pharies	99-00
7.	183	Erin Grant	05-06
8.	181	Krista Kirkland	92-93
9.	179	Krista Kirkland	91-92
10.	178	Camille Franklin	85-86

## Steals

1.	121	Louise Davis	79-80
	121	Karla Kitten	76-77
3.	116	Sheryl Swoopes	92-93
4.	110	Sheryl Swoopes	91-92
5.	107	Tabitha Truesdale	94-95
6.	104	Katrisa O'Neal	99-00
7.	95	Nikki Heath	94-95
	95	Monique Smalls	11-12
9.	94	Katrisa O'Neal	98-99
10.	92	Camille Franklin	85-86
	92	Monique Smalls	10-11



## INDIVIDUAL AND TEAM RECORDS

### INDIVIDUAL

#### SINGLE GAME

Points.....	53, Sheryl Swoopes vs. Texas (3-13-93)
Field Goals Made .....	18, Sheryl Swoopes vs. Texas (3-13-93)
.....	18, Alicia Thompson vs. Texas (2-5-97)
Field Goals Attempted.....	31, Sheryl Swoopes vs. Texas (3-13-93)
Field Goal Percentage.....	several at 1.000 the most being 7-7 1.000, Cynthia Clinger vs. SW Texas (1-11-93)
3-Point Field Goals Made.....	9, Alesha Robertson vs. Miami (12-6-04)
3-Point Field Goal Attempts.....	13, Noel Johnson, three times (1993-94)
.....	13, Natalie Ritchie vs. SW Missouri State (3-23-03)
3-Point Field Goal Pct.....	several at 1.000 percent the most being 5-5 1.000, Raquel Christian vs. Alcorn State (11-24-07)
Free Throws Made.....	19, Sheryl Swoopes vs. Houston (1-25-92)
Free Throw Attempts.....	20, Sheryl Swoopes vs. Houston (1-25-92)
Free Throw Percentage.....	1.000, several players, the most recent being 9-9 by Chynna Brown vs. Missouri (1-12-11)
Blocked Shots .....	10, Crystal Boles vs. UTEP (1-4-96)
Rebounds .....	27, Carolyn Thompson vs. Rice (1-29-82)
Assists.....	17, Melinda Schmucker vs. Grambling (3-13-98)
Steals .....	15, Carolyn Thompson vs. West Texas State (1-12-82)

#### SEASON

Points.....	955, Sheryl Swoopes (1992-93)
Field Goals Made .....	356, Sheryl Swoopes (1992-93)
Field Goals Attempted.....	652, Sheryl Swoopes (1992-93)
Field Goal Percentage.....	.629, (154-245), Julia Koncak (1986-87)
3-Point Goals Made.....	107, Rene Hanebutt (1998-99)
3-Point Field Goal Attempts.....	261, Rene Hanebutt (1998-99)
3-Point Field Goal Percentage.....	.511 (24-47) Noel Johnson (1994-95)
Free Throws Made.....	211, Sheryl Swoopes (1992-93)
Free Throw Attempts .....	302, Carolyn Thompson (1981-82)
Free Throw Percentage.....	.920, (62-68), Karen Farst (1989-90)
Blocked Shots .....	105, Cisti Greenwalt (2004-05)
Rebounds .....	360, Carolyn Thompson (1980-81)
Assists.....	281, Tabitha Truesdale (1994-95)
Steals .....	121, Louise Davis (1979-80)

#### CAREER

Points.....	2,655, Carolyn Thompson (1980-84)
Field Goals Made .....	1,013, Carolyn Thompson (1980-84)
Field Goals Attempted.....	1,944, Carolyn Thompson (1980-84)
Field Goal Percentage.....	.602 (530-880), LaToya Davis (2002-06)
Three-Point Goals Made .....	282, Rene Hanebutt (1995-99)
Three-Point Field Goal Attempts.....	691, Rene Hanebutt (1995-99)
Three-Point Field Goal Pct. ....	.444 (24-54), Vicky McKenzie (1986-88)
Free Throws Made.....	692, Carolyn Thompson (1980-84)
Free Throw Attempts .....	986, Carolyn Thompson (1980-84)
Free Throw Percentage.....	.844 (346-410), Sheryl Swoopes (1991-93)
Blocked Shots .....	300, Cisti Greenwalt (2001-05)
Rebounds .....	1,247, Carolyn Thompson (1980-84)
Assists.....	844, Erin Grant (2002-06)
Steals .....	352, Katrisa O'Neal (1997-01)

### TEAM

#### SINGLE GAME

Points .....	125 vs. Central State Oklahoma (1-18-80)
Points Allowed .....	113, to Wayland Baptist (2-25-78)
Fewest Points .....	30 vs. Wayland Baptist (2-28-76)
Rebounds.....	66 vs. Southern Methodist (1-19-94)
Offensive Rebounds .....	30 vs. New Mexico State (12-3-91)
Defensive Rebounds.....	43 at Oklahoma State (2-22-03)
Field Goals Made .....	51 vs. Central State Oklahoma (1-18-90)
Field Goal Attempts.....	93 vs. Northern Colorado (1-11-80)
Field Goal Percentage.....	.698 (30-43) vs. Rice (3-4-87)
Worst Field Goal Percentage.....	.238 (15-63) at Iowa State (1-2-00)
Most 3-Point Field Goals Made.....	14 vs. Oklahoma State (1-10-04)
Most 3-Point Field Goal Attempts .....	28 (made 8) vs. Texas-Arlington (11-23-08)
Best 3-Point Field Goal Percentage.....	1.000 (3-3) vs. USC (12-22-00)
Worst 3-Point Field Goal Percentage .....	.000, several times
Free Throws.....	36 (of 47) vs. Houston (3-18-10)
Personal Fouls.....	31 vs. Angelo State (11-21-81)
Fewest Personal Fouls .....	6 vs. Baylor (2-11-95), TCU (3-8-95), Lamar (11-21-08)
Assists.....	40 vs. Rice (2-18-84)
Turnovers.....	41 vs. Western Texas (11-6-79)
Fewest Turnovers.....	2 vs. Savannah State (1-2-10)
Steals .....	47 vs. Central State Oklahoma (1-18-80)
Blocked Shots .....	13, five times (last time at Oklahoma State (2-22-03)
Victory Margin .....	77 (125-48) vs. Central State (1-18-80)
Worst Loss .....	76 (106-30) vs. Wayland Baptist (2-28-76)
Largest Combined Score .....	184: Tech 93-OU 91 (12-11-82)
Lowest Combined Score .....	85: Tech 50-Nebraska 35 (2-26-03)

#### Season

Points .....	3,291 (45 games) (1977-78)
Scoring Average.....	86.0 (1992-93)
Lowest Scoring Average.....	61.4 (1975-76)
Opponents Highest Scoring Average.....	73.6 (1980-81)
Opponents Lowest Average.....	56.9 (2010-11)
Field Goal Attempts.....	2,396 (1979-80)
Field Goals Made .....	1,139 (1994-95)
Field Goal Percentage.....	.516 (1985-86)
Worst Field Goal Percentage.....	.387 (2011-12)
3-Point Field Goal Percentage.....	.457 (1988-89)
Worst 3-Point Field Goal Percentage .....	.300 (2008-09)
Free Throw Attempts .....	953 (1994-95)
Free Throws Made.....	606 (1994-95)
Free Throw Percentage.....	.714 (2003-04)
Rebounds .....	1,688 (45.6) (1995-96)
Personal Fouls.....	695 (1978-79)
Fewest Personal Fouls .....	430 (1996-97)
Assists.....	769 (1994-95)
Steals .....	471 (1980-81)
Blocked Shots .....	232 (2004-05)
Wins .....	34 (1977-78); and 33 (1994-95)
Largest Victory Margin .....	23.0 (1992-93)
Losses.....	25, (1978-79)
Longest Winning Streak.....	24 (1992-93, 83-84)
Longest Losing Streak.....	18 (1978-79)
Home Wins.....	17 (1994-95)
Fewest Home Wins.....	five (1978-79; 1980-81)
Longest Home Winning Streak.....	33 (12-3-94-12-14-96)
Longest Home Losing Streak.....	four (2-7-07-3-1-07)
Longest Road Winning Streak.....	seven (1992-93)
Longest Road Losing Streak.....	seven (1988-89)

## INDIVIDUAL AND TEAM RECORDS

### SINGLE-GAME BESTS

#### 50+ POINTS

53 \*Sheryl Swoopes vs. Texas (neutral) ..... 3-13-93

#### 40+ Points

48 \*Sheryl Swoopes vs. Washington (neutral) ..... 1-2-93  
 47 \*Sheryl Swoopes vs. Ohio State (neutral) ..... 4-4-93  
 47 \*Alicia Thompson vs. Texas ..... 2-5-97  
 43 \*Sheryl Swoopes vs. SMU ..... 2-13-93  
 41 \*Carolyn Thompson vs. Oklahoma ..... 2-18-82  
 41 \*Jia Perkins vs. Creighton ..... 12-4-02  
 40 \*Carolyn Thompson vs. Arizona State (neutral) ..... 12-19-83

#### 30+ POINTS

39 \*Sheryl Swoopes at Miami ..... 12-30-92  
 Alicia Thompson at Texas ..... 2-22-97  
 \*Alicia Thompson at Missouri ..... 1-4-98  
 \*Alicia Thompson vs. Grambling ..... 3-13-98  
 38 Carolyn Thompson vs. Wayland Baptist (neutral) ..... 11-22-80  
 \*Carolyn Thompson vs. UC Santa Barbara (neutral) ..... 12-3-82  
 37 \*Tricia Clay at Nebraska ..... 12-22-85  
 \*Sheryl Swoopes at Texas ..... 2-17-93  
 \*Michi Atkins vs. Texas ..... 1-27-96  
 \*Alesha Roberts vs. Miami ..... 12-6-04  
 36 Carolyn Thompson at Oklahoma State ..... 1-19-81  
 \*Carolyn Thompson at Texas A&M ..... 2-29-84  
 \*Sheryl Swoopes vs. Colorado (neutral) ..... 3-27-93  
 35 \*Carolyn Thompson at West Texas State ..... 1-12-82  
 Sheryl Swoopes vs. Stanford (neutral) ..... 12-1-92  
 \*Alicia Thompson vs. Texas A&M ..... 2-21-98  
 34 Pam Stone at Amarillo College ..... 11-15-79  
 Carolyn Thompson vs. Texas ..... 1-22-83  
 \*Connie Robinson vs. Rice ..... 2-26-94  
 \*Michi Atkins vs. SMU ..... 2-19-95  
 \*Alicia Thompson vs. Oklahoma ..... 2-11-98  
 \*Angie Braziel vs. TCU ..... 12-9-98  
 33 \*Sheryl Swoopes vs. Houston ..... 1-25-92  
 \*Sheryl Swoopes vs. USC ..... 3-15-93  
 \*Connie Robinson vs. Baylor ..... 2-9-94  
 \*Rene Hanebutt at Nebraska ..... 2-21-99  
 \*LaToya Davis vs. Oral Roberts ..... 12-15-06  
 Patrice Edwards vs. Baylor ..... 2-7-07  
 32 \*Marilyn Payton vs. Northwestern (neutral) ..... 3-10-78  
 \*Carolyn Thompson vs. Abilene Christian ..... 11-19-82  
 Gwen McCray at Oklahoma ..... 12-11-82 OT  
 \*Carolyn Thompson at Houston ..... 2-16-84  
 \*Tricia Clay vs. Stephen F. Austin ..... 11-26-85  
 Julia Koncak at Arizona State ..... 12-20-86  
 \*Sheryl Swoopes vs. Texas ..... 1-11-92  
 Sheryl Swoopes vs. Louisiana Tech ..... 1-27-92  
 \*Sheryl Swoopes vs. TCU ..... 2-27-93  
 \*Alicia Thompson vs. Stephen F. Austin ..... 11-23-97  
 \*Jia Perkins at Saint Peter's ..... 12-19-01  
 \*Plenette Pierson vs. Missouri ..... 1-28-03  
 Amber Battle vs. Kansas State ..... 1-14-14  
 31 Carolyn Thompson vs. New Orleans ..... 3-11-82  
 \*Carolyn Thompson vs. Oklahoma Baptist (neutral) ..... 11-25-83  
 \*Carolyn Thompson vs. Baylor ..... 1-25-84  
 \*Reena Lynch vs. UT-San Antonio ..... 12-13-86  
 \*Sheryl Swoopes vs. Vanderbilt (neutral) ..... 4-3-93  
 \*Michi Atkins at Texas ..... 2-25-95  
 \*Michi Atkins vs. Texas ..... 1-27-96  
 \*Angie Braziel vs. Texas ..... 2-27-99  
 \*Plenette Pierson vs. Creighton ..... 12-4-02  
 \*Plenette Pierson vs. Rutgers ..... 1-2-03

30 \*Karla Kitten at West Texas State ..... 2-3-77  
 \*Karla Kitten vs. North Texas State ..... 11-19-79  
 \*Pam Stone vs. North Texas State ..... 11-19-79  
 \*Gwen McCray vs. TCU (neutral) ..... 2-2-80  
 \*Sheryl Swoopes vs. Memphis State (neutral) ..... 12-29-91  
 \*Sheryl Swoopes at TCU ..... 1-30-93  
 \*Sheryl Swoopes vs. Washington (neutral) ..... 3-20-93  
 \*Michi Atkins at Houston ..... 2-15-95  
 \*Alicia Thompson at SMU ..... 1-24-96  
 \*Alicia Thompson vs. Houston (neutral) ..... 3-8-96  
 \*Michi Atkins vs. Portland ..... 3-15-96  
 \*Alicia Thompson at SMU ..... 12-21-96  
 \*Alicia Thompson vs. Texas A&M ..... 2-12-97  
 \*Angie Braziel vs. Texas ..... 2-4-98  
 \*Alicia Thompson at Baylor ..... 2-7-98  
 \*Rene Hanebutt vs. Oklahoma ..... 1-6-99  
 \*Angie Braziel at Oklahoma ..... 1-27-99  
 \*Angie Braziel vs. Oklahoma State ..... 2-17-99

#### \* indicates Texas Tech victory

Total 30-Point Games ..... 68  
 Total 30-Point Scorers ..... 18

Texas Tech holds a 63-11 record in which a Lady Raider scores 30 or more points.

#### 20 Rebound Club

27 Carolyn Thompson vs. Rice ..... 1-29-82  
 23 Tami Wilson vs. San Diego State ..... 12-18-90  
 23 Stacey Siebert vs. Texas A&M ..... 2-28-89  
 22 Carolyn Thompson vs. Montana State ..... 12-6-80  
 22 Gwen McCray vs. Wayland Baptist ..... 1-8-83  
 21 Carolyn Thompson vs. Oklahoma State ..... 1-9-81  
 21 Carolyn Thompson vs. Wayland Baptist ..... 2-11-82  
 20 Carolyn Thompson vs. Texas A&M ..... 2-14-81

#### Triple Double Club

19 pts., 12 asts., 18 rebs. .... Sheryl Swoopes vs. TCU, 2-5-92  
 26 pts., 10 asts., 10 rebs. .... Sheryl Swoopes vs. Texas A&M, 3-4-92  
 17 pts., 11 asts., 13 rebs. .... Sheryl Swoopes vs. NW State, 12-6-92  
 20 pts., 10 asts., 11 rebs. .... Tabitha Truesdale vs. Washington, 11-22-94  
 12 pts., 10 asts., 11 rebs. .... Tabitha Truesdale vs. Rice, 2-1-95  
 10 pts., 10 blks, 10 rebs. .... Crystal Boles vs. Texas-El Paso, 1-4-96  
 19 pts., 10 asts., 10 rebs. .... Rene Hanebutt vs. Texas, 2-5-97

## YEAR-BY-YEAR RESULTS

**1975-76**  
**COACH: SUSIE LYNCH**  
**RECORD: 14-16**

Day	Site	Result	Score
11/18	H# Western Texas JC	L	40-83
11/21	R Angelo State	L	61-72
12/2	R South Plains	L	51-78
12/9	R West Texas State	L	61-72
12/11	R Texas Women's	W	70-66
12/16	H# Hardin-Simmons	W	70-57
12/17	R Texas-Arlington	L	65-82
1/19	R Western Texas JC	L	56-86
1/20	H Angelo State	W	58-50
1/25	R Hardin-Simmons	W	63-45
1/26	H# McMurry	W	64-58
1/27	R Abilene Christian	L	45-63
Tarleton State Tournament			
1/30	N Weatherford JC	L	56-86
1/31	N North Texas State	W	63-33
1/31	N West Texas State	L	60-69
2/3	H# West Texas State	W	78-72
2/5	H# South Plains JC	W	71-67
2/7	H# Abilene Christian	W	57-56
2/10	R McMurry	L	59-63
Houston Tournament			
2/12	N LSU	L	61-76
2/13	N Texas A&M	L	66-71
Texas Woman's Tournament			
2/20	R Texas Women's	L	70-72
2/21	N Howard JC	W	82-47
2/21	N SW Texas State	W	52-50
AIAW Zone Tourney, Abilene			
2/27	N Hardin-Simmons	W	66-45
2/27	R Abilene Christian	W	77-69
2/28	N Wayland Baptist %	L	30-106
2/28	N West Texas State	L	62-70
AIAW State Tourney, Nacogdoches			
3/5	N Trinity	W	84-63
3/5	N Baylor	L	44-104

The Team — F Carol Dudensing, G Rhonda Askins, P Libby Keller, C Jill Owens, 5-8 So F Teri Dixon, G Kim Field, F Susan Poe, F JoAnn Stoebel.

Notes — Dudensing averaged 15.8 points and 5.7 rebounds; Keller 12.7 points and 8 rebounds. The team averaged 62.4 points and 32.4 rebounds, shooting 40.3% from the field and 62.3% at the line ... Had no scholarships to give.

H# — All home games played at Women's Gym.  
 H\$ — Games played in Coliseum  
 % Nationally ranked team

**1976-77**  
**COACH: SUSIE LYNCH**  
**RECORD: 20-18**

Day	Site	Result	Score
11/18	A Clarendon	L	67-74
11/20	H Texas-El Paso	W	50-44
11/23	H Angelo State	W	69-56
Flying Queens Classic			
11/25	N Baylor	L	57-95
11/26	N Texas A&M	L	63-80
11/27	N Oral Roberts	W	66-62
11/30	H# Abilene Christian	W	48-38
12/2	A Western Texas JC	L	52-76
12/4	H\$ Wayland Baptist	L	42-94
12/6	H# West Texas State	W	75-65
12/9	R McMurry	W	69-43
1/13	H# Hardin-Simmons	W	65-63
1/15	R Texas %	L	54-89
1/18	H# Clarendon	W	78-67
1/20	R Wayland Baptist %	L	56-104
1/22	H# Baylor	L	56-110
1/24	H\$ Texas %	L	69-96
1/25	A Abilene Christian	W	48-51
2/1	A Houston	L	59-76
2/3	A West Texas State	W	80-69
2/7	A South Plains JC	L	53-65
2/8	A Angelo State	L	82-84
Houston Tournament			
2/10	N LSU	L	50-76
2/11	N Texas A&I	W	69-59
2/12	N Southern Louisiana	W	70-54
2/13	A Houston	L	65-69
2/15	H Western Texas JC	W	70-54
2/17	A Hardin-Simmons	W	86-63
2/19	H South Plains JC	L	50-86
AIAW West Zone, Abilene			
2/25	N West Texas State	W	95-78
2/25	N Angelo State	W	84-68
2/26	N Wayland Baptist %	L	57-87
2/26	R McMurry	W	67-45
AIAW State Tournament, Edinburg			
3/2	N Texas %	L	72-90
3/3	N Texas A&I	W	74-55
3/3	N Texas A&M	W	69-50
3/4	N Tarleton State	W	71-67
3/5	N Houston	L	54-75

The Team — G Karla Schuette, G Evelyn Munoz, G Diana Hartman, G Kathy Krismer, G Dana McClain, F Teri Dixon, F Phyllis Jones, P Cheryl Greer, C Jill Owens, F Cheryl Kemp, P D'Ann Gallway, F Carol Dudensing, F Judy Butler.

**1977-78**  
**COACH: GAY BENSON**  
**RECORD: 35-11**

Day	Site	Result	Score
11/10	R Angelo State	W	85-67
11/12	H# Western Texas	W	76-47
11/15	A Texas-El Paso	W	70-48
11/17	H# Hardin-Simmons	W	94-62
11/19	A West Texas State	W	79-44
11/22	H# Abilene Christian	W	89-67
Flying Queens Classic			
11/24	N Louisiana Tech %	L	54-59
11/25	N Houston	W	75-64
11/26	N Cal St-Long Beach	L	66-69
11/29	A Hardin-Simmons	W	79-39
12/1	H# Texas-El Paso	W	94-45
12/2	A McMurry	W	92-42
12/6	H# West Texas St.	W	106-48
12/8	H Abilene Christian	W	82-74
12/10	H# New Mexico St.	W	98-56
1/10	N Texas A&M	W	59-52
1/11	H# North Texas St.	W	68-57
New Mexico State Tournament			
1/13	N New Mexico	W	64-53
1/14	R New Mexico St	W	65-54
1/17	H\$ SMU	W	90-50
1/19	R Wayland Baptist %	L	43-95
1/21	H\$ Texas A&M	W	63-58
1/23	R Houston	W	63-55
1/24	H# South Plains JC	W	61-54
1/28	H\$ Wayland Baptist %	L	61-74
2/2	R Western Texas JC	W	81-75
2/7	R SMU	W	69-33
2/9	R Texas A&M	W	71-64
Houston Tournament			
2/10	N McNeese State	W	68-56
2/11	N LSU	L	63-69
2/11	R Houston	W	58-54
2/14	H# Angelo State	W	81-46
2/15	H\$ Houston	L	69-91
2/20	R South Plains	W	78-56
AIAW West Zone, Abilene (McMurry)			
2/24	R McMurry	W	84-26
2/24	N Angelo State	W	90-54
2/25	N Abilene Christian	W	92-64
2/25	N Wayland Bap. %	L	67-113
AIAW State Tournament, San Angelo			
3/2	N Sam Houston State	W	101-70
3/3	N Houston	W	81-72
3/4	N Wayland Baptist %	L	52-110
3/4	N Stephen F. Austin	L	64-79
Southwest Regional AIAW, Nacogdoches			
3/9	N Northeastern Okla.	W	81-39
3/10	N Wayland Baptist %	L	49-85
3/10	N Northwestern Okla.	W	85-69
3/11	N Oral Roberts	L	66-81

The Team — F Sharon Booth, P D'Lynn Brown, G Beth Cleveland, F Carol Dudensing, P Cheryl Greer, G Diana Hartman, F/P Liz Havens, F Phyllis Jones, G Kim Lance, G Dana McClain, P Jill Owens, F Marilyn Payton, F LoAnn Phillips, G Terry Pickett, G Karla Schuette, G Rosemary Scott, Elaine Rodriguez, G Sue Slutz.

Manager — Karen Arp.

## YEAR-BY-YEAR RESULTS

1978-79

COACH: GAY BENSON

RECORD: 8-25; ON COURT: 14-19

Day	Site	Result	Score
11/10	H ^Angelo State	W	75-51
11/13	R Abilene Christian	L	67-85
11/18	R Wayland Baptist %	L	63-85
Flying Queens Classic			
11/23	N Southeastern La.	L	58-85
11/24	N USC	L	60-86
11/25	N Houston	L	73-84
12/1	H Kansas State	L	66-83
12/2	H Kansas	L	53-76
12/5	R ^Texas-Arlington	W	69-66
12/6	R Texas Wesleyan	L	64-67
12/8	H ^Wyoming	W	69-46
12/11	R ^Angelo State	W	71-60
Cal-Berkley Tournament			
12/15	N San Diego State	L	50-52
12/16	N ^Washington	W	92-65
1/11	H ^Eastern New Mexico	W	99-57
1/13	H Texas	L	68-91
1/14	R North Texas State	L	58-65
1/19	H Delta State %	L	61-85
1/22	R Eastern New Mexico	W	92-56
Texas Classic, at Houston			
1/25	R Houston	L	62-80
1/26	N SW Texas State	W	82-58
1/27	N Texas A&M	L	46-62
2/2	H Texas Arlington	W	73-53
2/6	H Wayland Bapt%	L	59-77
2/10	H Oral Roberts	W	65-55
2/12	R West Texas State	W	64-52
2/17	R Texas %	L	48-90
AIAW State Tournament, Nacogdoches			
2/22	N Texas %	L	52-80
2/22	N SW Texas St.	W	77-54
2/23	N Lamar	W	83-47
2/23	N Texas Southern	W	73-66
Southwest AIAW Regional, Tulsa			
3/8	N North Texas State	L	63-67
3/8	N LSU	L	56-84

The Team — Bell; Carson; Louise Davis; Farley; Fortune; Frace; Cheryl Greer; Liz Havens; Keasler; Donette Marble; Massey; Jill Owens; Rose Penkunis; Rosemary Scott; Smith; Ward; Lynn Webb.

Notes —Team had to forfeit six games due to use of ineligible player (^), so actually began season with 18-game losing streak ...

Owens becomes first four-year letter winner, playing in 135 of 147 games.

% Nationally ranked team

1979-80

COACH: GAY BENSON

RECORD: 24-11

Day	Site	Result	Score
11/6	R Western Texas	L	68-74
11/8	H Angelo State	W	64-41
11/12	R South Plains	W	80-50
11/15	R Amarillo College	L	61-68
11/19	H North Texas State	W	111-53
11/24	R Texas Women's	W	81-59
11/27	H Howard College	W	77-61
12/1	H Oklahoma	W	65-58
12/3	R SW Texas State	W	93-45
12/5	R Texas %	L	47-77
12/7	R Delta State %	L	62-72
12/8	R Mississippi %	L	56-70
12/15	H Houston	W	92-63
12/22	Arizona	W	98-65
New Mexico State Tournament			
1/11	N Northern Colorado	W	89-55
1/12	R New Mexico State	W	81-60
1/14	H Western Texas	W	77-54
Texas Tech Invitational			
1/18	H Central State Okla.	W	125-48
1/19	H Texas Woman's	W	98-61
1/25	R Oklahoma State	L	55-68
1/26	R Oklahoma	W	55-48
1/28	R Wayland Bap. %	W	75-72
Angelo State Nathan's Invitational			
2/1	N McMurry	W	80-50
2/2	N Abilene Christian	W	76-61
2/2	N TCU	W	94-64
2/4	H Texas A&M	L	64-66
2/8	H Texas	L	58-78
2/11	R Wayland Baptist %	L	61-72
2/15	H Amarillo College	W	87-63
2/16	H SMU	W	72-66
2/18	R Oral Roberts	W	91-88
2/19	R Tulsa	W	72-49
AIAW State Tournament, Nacogdoches			
2/21	N Wayland Bap %	L	52-66
Southwest AIAW Regional, Baton Rouge			
3/5	N Arkansas	W	74-46
3/6	N S.F. Austin %	L	55-97

The Team — Reina Keasler, Nodia Vaughn, Vicki Lee, LoAnn Phillips, Louise Davis, Christie Newman, Rose Penkunis, Pam Stone, Ruth Fortune, Lynn Webb, Liz Havens, Gwen McCray, Annette Nester, Lerii Fitzhugh.

Assistant Coach — Mark Osina.

1980-81

COACH: DONNA WICK

RECORD: 13-17; ON COURT: 12-18

Day	Site	Result	Score
11/10	H West Texas State	W	67-60
11/13	H New Mexico State	L	78-79
11/17	R Angelo State	L	61-72
West Texas State Classic			
11/21	R West Texas State	W	102-74
11/22	N Wayland Baptist %	L	79-93
11/29	H Texas-El Paso	W	87-86
12/1	R Texas %	L	70-82
Arizona State Fiesta			
12/5	N Colorado	L	56-67
12/6	N Montana State	W	85-81
12/10	H Baylor	W	86-81
1/2	R LSU	L	60-71
1/3	R ^ McNeese State	L	60-76
1/6	R Houston	L	63-65
1/9	H Oklahoma State	L	77-85
1/10	H Texas A&M	W	63-60
1/12	R Oklahoma	L	59-69
1/17	H Texas %	L	61-82
1/19	R North Texas State	W	79-66
1/20	R Baylor	L	59-65
1/23	H Wayland Baptist %	L	64-85
Southwest Conference Tournament			
1/29	Texas A&M	W	62-51
1/30	Texas %	L	45-83
1/31	Baylor	L	76-88
2/2	H Oklahoma	W	79-70
2/7	R Texas A&M	W	80-63
2/10	R Wayland Baptist %	L	69-98
AIAW State Tournament, Denton			
2/14	N Texas A&M	W	71-70
2/15	N Wayland Baptist %	L	51-52
2/27	R Texas-El Paso	W	68-61
2/28	R New Mexico St.	L	61-76

The Team — F Tammy Anderson, P Sharon Brown, G Reina Cherry, P Kathy Freberg, F/G Gwen McCray, G Jane't Mears, F/G Christie Newman, G Rose Penkunis, F Sabrina Schield, P Carolyn Thompson, C DeRenda Durr, F Lynn Webb.

Assistant Coach — Faye Rex.

^ forfeited game to Tech due to use of an ineligible player.

## YEAR-BY-YEAR RESULTS

**1981-82**  
**COACH: DONNA WICK**  
**RECORD: 18-12**

Day	Site	Result	Score
11/21	H Angelo State	W	80-55
11/24	H West Texas State	W	83-66
New Mexico Tournament			
11/27	N Arizona State	L	70-71
11/28	N Northern Arizona	W	69-53
New Mexico State Tournament			
12/3	N Wichita State	W	74-67
12/4	N Oklahoma State	W	61-51
12/5	N Texas-Arlington	W	62-54
12/9	R Texas %	L	63-98
1/2	H Lamar	W	81-80
1/5	H Panhandle St. Okla.	W	87-36
1/6	R Angelo State	W	74-63
1/8	R Oklahoma State	L	67-83
1/9	R Oral Roberts	L	71-87
1/12	R West Texas State	W	86-78
1/15	H Texas %	L	44-57
1/19	R Wayland Baptist	L	57-85
1/23	H Baylor	L	65-66
SWC Tournament, College Station			
1/27	N Arkansas	L	55-70
1/28	N TCU	W	71-59
1/29	N Rice	W	70-57
1/30	N SMU	W	71-58
2/2	H New Mexico	W	98-76
2/4	H Texas-El Paso	W	66-53
2/6	H Houston	L	61-65
2/11	H Wayland Baptist %	W	61-60
2/13	R Baylor	L	78-81
2/16	R North Texas State	W	74-68
2/18	H Oklahoma	W	93-86
AIWA State Tourney, Plainview			
2/25	SMU	L	57-67
AIWA SW Regional, Lubbock			
3/11	H New Orleans	L	63-65

The Team – F Lynn Webb, F Tammy Anderson, G Reina Cherry, P DeRenda Durr, Kathy Freberg, Mitzi Henderson, G Jane't Mears, F Gwen McCray, G Rose Ross, F Sabrina Schield, F Rose Tabor, F Carolyn Thompson

Assistant Coach – Marsha Sharp

% Nationally ranked team

**1982-83**  
**COACH: MARSHA SHARP**  
**RECORD: 22-9/6-2 SWC**

Day	Site	Result	Score
11/19	H Abilene Christian	W	78-64
11/20	H Angelo State	W	70-38
11/23	R West Texas State	W	81-42
San Jose State Classic			
12/2	N Stanford	L	70-77
12/3	N UC-Santa Barbara	W	102-69
12/6	R San Francisco	L	59-68
12/11	R Oklahoma (OT)	L	91-93
12/18	R Texas-El Paso	W	88-58
1/4	H Texas-El Paso	W	103-58
1/8	R Wayland Baptist	L	67-72
1/10	H Texas A&M	W	90-72
1/13	R Abilene Christian	W	95-48
1/15	H West Texas State	W	69-51
1/19	R Houston	W	70-61
1/22	H Texas* %	L	71-75
1/27	R TCU*	W	86-51
1/29	R Baylor	W	68-66
1/31	R Texas A&M*	W	63-55
2/5	H SMU*	W	66-53
2/10	R Rice*	W	73-60
2/12	R Texas %	L	53-77
2/15	R UT-SanAntonio	W	86-76
2/18	H Houston*	W	70-68
2/21	H Wayland Baptist	W	60-46
2/24	R Arkansas*	L	67-74
3/2	H Baylor*	W	86-71
3/4	H TCU	W	110-51
SWC Tournament, Austin			
3/11	Baylor	L	56-62
National Women's Invitational, Amarillo			
3/24	N New Orleans	L	65-66
3/25	N Temple	W	81-77
3/26	N Southern Illinois	W	77-68

The Team – G Rose Ross, F Sabrina Schield, G Jane't Mears, F Carrie Lee Lutrick, F Kellye Richardson, P Shara Fredenburg, P Stephanie Arnecke, G Camille Franklin, F Melissa Mayo, P Gwen McCray, P Carolyn Thompson, P Nancy Kocurek, P Kathy Freberg

Assistant Coaches – Linden Weese, Kathy Harston

Athletic Trainer – Kaye Cosby

**1983-84**  
**COACH: MARSHA SHARP**  
**RECORD: 23-7/13-3 SWC**

Day	Site	Result	Score
Flying Queens Classic			
11/24	Stephen F. Austin	L	63-65
11/25	Oklahoma Baptist	W	94-53
11/26	Oklahoma State	L	70-75
12/3	R UT-San Antonio	W	72-64
12/5	H Wayland Baptist %	W	77-67
12/8	R North Texas State	W	78-50
Cal-Irvine Tournament			
12/18	N San Francisco	W	98-57
12/19	N Arizona State	W	83-75
12/20	R UC-Irvine	W	72-65
12/30	N Drake	W	72-65
12/31	R UNLV	W	63-59
1/4	H TCU*	W	103-56
1/7	R Texas*%	L	62-85
1/9	R Rice*	W	88-53
1/14	H Houston*	W	64-61
1/19	R Arkansas*	L	61-64
1/21	R TCU*	W	72-51
1/25	H Baylor*	W	74-72
1/28	H Texas A&M*	W	92-59
2/1	H SMU*	W	99-67
2/7	H Texas*%	L	65-71
2/13	R Arkansas*	W	71-62
2/16	R Houston*	W	62-60
2/18	H Rice*	W	104-64
2/23	R SMU*	W	80-53
2/25	R Baylor*	W	76-67
2/29	R Texas A&M*	W	76-55
SWC Tournament, Houston			
3/9	Arkansas	W	56-43
3/10	Texas %	L	73-83
NCAA Midwest Region, First Round			
3/14	R Louisiana Tech	L	68-94

The Team – P Melinda Denham, G/F Camille Franklin, P Lori Gerber, P Julia Koncak, G/F Lisa Logsdon, F Carrie Lee Lutrick, F Melissa Mayo, G Jane't Mears, P Vickie Teal Ray, F Kellye Richardson, F Sabrina Schield, P Carolyn Thompson, G/F Lisa Wood

Assistant Coaches – Linden Weese, Kathy Harston

Athletic Trainers – Kaye Cosby

## YEAR-BY-YEAR RESULTS

1984-85

COACH: MARSHA SHARP  
RECORD: 24-8/12-4 SWC

Day	Site	Result	Score
11/19	H North Texas State	W	83-51
	Wayland Queen's Classic		
11/22	N Florida State	W	91-69
11/23	N Oregon State	W	79-55
11/24	R Wayland Baptist	W	81-58
11/29	R Wayland Baptist	W	73-67
12/1	R Colorado	W	79-56
12/8	R Stephen F. Austin	W	84-51
	Mid-America Classic, Columbia Mo.		
12/14	N Georgia	L	68-80
12/15	N Brigham Young	W	92-76
12/22	R Nebraska	L	74-80
1/3	H Texas*	L	64-90
1/5	H Oral Roberts	W	101-66
1/8	R Houston*	W	72-65
1/12	H Rice*	W	97-61
1/15	H Arkansas*	W	78-74
1/19	R Baylor*	W	68-66
1/23	R Texas A&M*	W	81-74
1/26	H SMU*	W	71-58
1/30	H TCU*	W	96-52
2/2	R Texas*	L	63-70
2/9	H Houston*	L	66-70
2/12	R Rice*	W	71-60
2/16	R Arkansas*	L	55-65
2/20	H Baylor*	W	93-64
2/23	H Texas A&M*	W	77-69
2/25	R TCU*	W	65-31
2/27	R SMU*	W	77-74
	SWC Tournament, Dallas (SMU)		
3/8	H Houston	W	81-67
3/9	H Texas	L	62-82
	National Women's Invitational, Amarillo		
3/28	Cal State-Fullerton	W	71-68
3/29	LSU	L	67-71
3/30	Drake	W	96-74

The Team – G Janene Berry, F Sharon Cain, P Andrea Carter, P Tricia Clay, P Melinda Denham, F/G Camille Franklin, F Lori Gerber, F Darla Isaacks, P Julia Koncak, F/G Lisa Logsdon, P Vickie Teal Ray, P Alice Smith, F Lisa Wood

Assistant Coaches – Linden Weese, Diana Lewis, Jane't Mears, Kellye Richardson, Carolyn Thompson

Athletic Trainer – Jan Desi

1985-86

COACH: MARSHA SHARP  
RECORD: 21-9/13-3 SWC

Day	Site	Result	Score
11/22	R Western Kentucky	L	71-88
11/24	R Vanderbilt	W	74-69
11/26	H Stephen F. Austin	W	73-53
11/29	H Colorado	W	69-58
12/4	R UCLA	W	58-54
12/6	R Hawaii	W	77-71
12/7	R Hawaii Pacific	W	114-48
12/19	R Oral Roberts	L	54-61
12/20	R Oklahoma State	L	65-67
12/29	H Nebraska	W	91-71
1/4	H Houston*	W	79-70
1/7	R Rice*	W	88-67
1/11	R Arkansas*	L	60-62
1/15	H Baylor*	W	89-48
1/18	H Texas A&M*	W	84-77
1/22	R SMU*	W	84-69
1/25	R TCU*	W	88-52
1/28	H Texas*	L	57-64
2/1	R Louisiana Tech	L	71-77
2/5	R Houston*	W	83-75
2/8	H Rice*	W	77-65
2/11	H Arkansas*	W	73-60
2/15	R Baylor*	W	72-65
2/18	R Texas A&M*	W	74-70
2/22	H SMU*	W	89-63
2/26	H TCU*	W	98-75
3/2	R Texas*	L	43-56
	SWC Tournament, Dallas (SMU)		
3/6	Arkansas	W	58-48
3/7	Texas	L	53-77
	NCAA West Region, Second Round		
3/15	R Long Beach St.(OT)	L	73-78

The Team – G Janene Berry, F/G Sharon Cain, P Andrea Carter, P Tricia Clay, G Janice Davis, F/G Camille Franklin, F Darla Isaacks, P Debby Jones, F Lynn Killough, P Julia Koncak, F/G Lisa Logsdon, P Alice Smith, F Lisa Wood

Assistant Coaches – Linden Weese, Jane't Mears, - Lori Gerber, Todd Weese (Students)

Athletic Trainer – Jan Desi

1986-87

COACH: MARSHA SHARP  
RECORD: 18-11/10-6 SWC

Day	Site	Result	Score
	Big O (Oregon State) Tournament		
11/28	N San Diego State	W	79-46
11/29	R Oregon State	L	58-69
12/1	R Oregon	W	68-63
12/4	H Oklahoma State	W	80-74
12/9	R Alabama (2OT)	W	94-89
12/12	H New Mexico State	L	51-59
12/13	H UT-San Antonio	W	75-62
12/20	R Arizona State	L	68-72
	Cal Irvine Tournament		
12/29	N Boise State	W	81-50
12/30	N Pepperdine	W	70-63
1/3	R Houston*	L	67-72
1/7	H Rice*	L	55-65
1/10	H Arkansas*	L	51-53
1/14	R Baylor*	W	69-59
1/17	R Texas A&M*	W	69-52
1/19	H SMU*	W	73-59
1/21	H TCU*	W	81-68
1/24	R Texas*	L	52-74
1/28	H Louisiana Tech	L	43-71
1/31	H Houston* (2OT)	W	79-70
2/3	R Rice*	W	77-69
2/7	R Arkansas* (OT)	L	65-69
2/11	H Baylor*	W	68-41
2/14	H Texas A&M*	W	72-49
2/18	R SMU*	W	67-55
2/21	R TCU*	W	76-69
2/24	H Texas*	L	52-74
	SWC Tournament, Dallas (SMU)		
3/4	H Rice	W	69-59
3/5	H Texas	L	49-73

The Team – G Janice Davis, F Darla Isaacks, G Charlotte Jones, F Debby Jones, P Lynn Killough, P Julia Koncak, G Lisa Logsdon, F Reena Lynch, G Vicky McKenzie, F/G Karen Ratts, P Stacey Siebert, G Lisa Wood

Assistant Coaches – Linden Weese, Jane't Mears, - Todd Weese, Camille Franklin, Tricia Clay, Janene Berry (Students)

Athletic Trainer – Kim Broderick



## YEAR-BY-YEAR RESULTS

1987-88

COACH: MARSHA SHARP  
RECORD 17-13/9-7 SWC

Day	Site	Result	Score
Exhibition			
11/19	H New Zealand Ntl.	W	57-85
Oklahoma State Jimbo Classic			
11/28	N Prairie View A&M.	W	72-61
11/29	R Oklahoma State	L	53-68
Lady Raider Classic I			
12/4	H UC-Irvine	W	65-60
12/5	H Arizona State	W	69-57
12/8	R UT-San Antonio	W	67-50
12/11	H Brigham Young	W	74-71
12/19	R Penn State	L	80-85
12/21	R St. Joseph's	L	57-64
12/29	R New Mexico St. (OT)	L	79-82
1/2	H Alabama	W	74-64
1/5	H Rice*	L	67-68
1/9	R Houston*	L	54-56
1/13	R Louisiana Tech	L	62-107
1/16	H Texas*	L	56-89
1/19	R TCU*	W	58-54
1/23	R SMU*	L	64-75
1/26	H Texas A&M*	W	68-64
1/30	H Baylor*	W	70-53
2/2	R Arkansas*	L	67-80
2/6	R Rice*	W	65-51
2/9	H Houston*	W	73-59
2/16	R Texas*	L	61-70
2/20	H TCU*	W	73-48
2/23	H SMU*	W	66-46
2/27	R Texas A&M*	L	60-72
3/2	R Baylor*	W	67-45
3/5	H Arkansas*	W	82-70
SWC Tournament, Dallas (SMU)			
3/9	R SMU	W	60-49
3/10	N Houston	W	60-59
3/12	N Texas	L	61-88

The Team – F Reena Lynch, P Stacey Siebert, G Alexis Ware, F Darla Isaacs, F Tammy Spangler, G Vicky McKenzie, G Karen Farst, F Tammy Walker, P Lynn Killough, G Charlotte Jones

Assistant Coaches – Linden Weese, Jane't Mears, – Debby Jones, Lisa Logsdon, LaDale McCallister, Lisa Wood.(Students)

Athletic Trainer – Kim Broderick

1988-89

COACH: MARSHA SHARP  
RECORD: 16-13/9-7 SWC

Day	Site	Result	Score
Exhibition			
11/18	H Hungarian National	L	62-66
Western Kentucky Tournament			
11/26	R Western Kentucky	L	60-70
11/27	N Louisiana State	L	46-73
Lady Raider Classic II			
12/2	H Prairie View A&M	W	95-49
12/3	H Oklahoma	W	64-54
12/10	H Oklahoma State	W	78-66
12/17	H UT-San Antonio	W	92-53
Oakland Tribune Classic, Berkley, Calif.			
12/20	N Northeast Louisiana	L	60-62
12/21	N Michigan State	W	78-64
BYU Dial Classic			
12/29	N Marquette	W	91-42
12/30	R Brigham Young	L	74-76
1/3	R Arkansas*	L	64-75
1/7	R Rice*	L	65-83
1/10	H Houston*	W	57-38
1/14	H Louisiana Tech	L	57-79
1/17	R Texas*	L	49-95
1/21	H TCU*	W	76-67
1/24	H SMU*	L	63-70
1/28	R Texas A&M*	W	84-77
2/1	R Baylor*	W	83-66
2/4	H Arkansas*	L	65-74
2/7	H Rice*	W	70-45
2/11	R Houston*	L	65-78
2/18	H Texas*	L	61-78
2/21	R TCU*	W	97-68
2/25	R SMU*	W	65-62
2/28	H Texas A&M* (OT)	W	71-68
3/4	H Baylor* (forfeit)	W	2-0
SWC Tourney, Dallas (SMU/Reunion)			
3/8	R SMU	W	81-65
3/9	N Arkansas	L	72-79

The Team – P Jennifer Buck, F Tammy Spangler Davis, F/G Karen Farst, F/P Tiffany Hobbs, F Reena Lynch, P Teresa McMillan, G Rachelle Mulanax, G Kelly Schilling, P Stacey Siebert, P Hazel Tull, G Kristin von Netzer, G Tammy Walker, G Alexis Ware

Assistant Coaches – Linden Weese, Tina Slinker, Monica Thierry (GA), – Darla Alexander, LaDale McCallister, Vicky McKenzie, Danny Davis (Students)

Athletic Trainer – Kim Broderick

1989-90

COACH: MARSHA SHARP  
RECORD: 20-11/11-5 SWC

Day	Site	Result	Score
Holiday Classic, Reno, Nevada			
11/24	N Middle Tennessee	W	76-61
11/25	N Fresno State	L	69-78
11/26	N Central Conn.	W	83-49
Lady Raider Classic III			
12/1	H Grambling State	L	64-67
12/2	H Western Kentucky	W	72-61
12/8	H North Texas	W	89-53
12/12	R Oklahoma State	L	76-78
12/16	R Oklahoma	W	88-80
12/18	R Texas-Arlington	W	76-65
12/20	R UT-San Antonio	W	82-65
1/2	R Texas*	L	46-81
1/6	H Arkansas* (OT)	L	74-76
1/9	H Rice*	W	68-49
1/11	R Louisiana Tech	L	54-95
1/13	R Houston*	L	59-65
1/20	H Baylor*	W	81-45
1/24	R TCU*	W	61-59
1/27	R SMU*	W	71-57
1/30	H Texas A&M*	W	74-62
2/3	R Rice*	W	74-63
2/6	R Arkansas*	L	55-62
2/10	H TCU*	W	76-45
2/13	H Houston*	W	73-72
2/18	H Texas*	L	67-82
2/21	R Baylor*	W	101-72
2/27	H SMU*	W	82-62
3/3	R Texas A&M*	W	85-76
SWC Tourney, Dallas (SMU/Reunion)			
3/7	TCU	W	76-68
3/8	Arkansas	W	69-60
3/10	Texas	L	60-63
NCAA Midwest Region, First Round			
3/14	R Northern Illinois	L	63-84

The Team – P Jennifer Buck, G Karen Farst, P Margo Graham, F Tiffany Hobbs, G Krista Kirkland, F Reena Lynch, F Teresa McMillan, G Rachelle Mulanax, G Kelly Schilling, P Stacey Siebert, P Hazel Tull, G Kristin von Netzer, G Tammy Walker, G Alexis Ware

Assistant Coaches – Linden Weese, Karla Kitten, Vicky McKenzie (GA), - LaDale McCallister, Tammy Davis (Students)

Athletic Trainer – Kim Broderick

## YEAR-BY-YEAR RESULTS

**1990-91**  
**COACH: MARSHA SHARP**  
**RECORD: 23-8/12-4 SWC**

Day	Site	Result	Score
Exhibition			
11/14	H Bulgarian National	W	66-65
Rainbow Wahine Classic, Hawaii			
11/23	N South Carolina	L	65-67
11/24	N Drake	W	80-64
11/25	N Utah	W	76-69
Lady Raider Classic VI			
12/1	H Sam Houston State	W	73-43
12/2	H Oklahoma State	L	54-59
12/6	H Oklahoma	W	66-50
12/13	H Texas-Arlington	W	77-53
12/16	R U. of San Diego	W	79-58
12/18	R San Diego State	W	72-57
12/29	R New Mexico State	W	93-70
1/2	R SMU*	W	85-57
1/6	R Texas A&M*	W	60-47
1/9	H Baylor*	W	66-50
1/12	H Arkansas*	L	62-64
1/16	R Rice*	W	77-63
1/19	R Houston*	W	69-68
1/23	H Texas*	L	63-66
1/28	H Louisiana Tech (OT)	W	79-67
1/30	R TCU*	W	66-65
2/2	H SMU*	W	90-76
2/5	H Texas A&M*	W	66-65
2/9	R Baylor*	W	84-52
2/12	R Arkansas*	L	62-70
2/16	H Rice*	W	68-54
2/19	H Houston*	W	71-57
2/26	R Texas*	L	53-77
3/2	H TCU*	W	63-57
SWC Tourney Dallas (SMU/Reunion)			
3/6	R SMU	W	71-56
3/7	N Texas	W	63-61
3/9	N Arkansas	L	51-60
NCAA West Region, First Round			
3/13	R Nevada-Las Vegas	L	65-70

The Team – P Jennifer Buck, F Janice Farris, P Dannette Fresch, G Diana Kersey, G Krista Kirkland, P Teresa McMillan, G Rachele Mulanax, F Kim Pruitt, G Stephanie Scott, P Hazel Tull, G Tammy Walker, G Alexis Ware, F Tami Wilson

Assistant Coaches – Linden Weese, Roger Reding, Vicky McKenzie (GA), - LaDale McCallister, Kelly Schilling (Students)

Athletic Trainer – Kim Broderick

Manager – Stacy Bruce

**1991-92**  
**COACH: MARSHA SHARP**  
**RECORD: 27-5/13-1 SWC**

Day	Site	Result	Score
Exhibition			
11/9	H Cuban Nationals	W	55-80
Oklahoma State Jimbo Classic			
11/29	N Memphis State	W	69-45
11/30	R Oklahoma State	L	62-67
12/3	H New Mexico State	W	100-79
12/7	R New Mexico	W	83-42
12/9	H Utah	W	84-76
Tribune Classic, Berkley, Calif.			
12/20	N San Francisco	W	62-59
12/21	R California	L	60-62
Cardinal Classic, Louisville, Ky.			
12/28	N Pittsburgh	W	91-63
12/29	R Louisville	W	66-53
SWC/Pac 10 Challenge, Seattle, Wa.			
1/4	N Washington State	W	75-63
1/8	R SMU*	W	98-76
1/11	H Texas*	W	78-65
1/15	H Baylor*	W	90-53
1/18	H Oral Roberts	W	88-54
1/22	R Rice*	W	86-63
1/25	H Houston*	W	79-64
1/27	R Louisiana Tech	L	66-69
2/1	R Texas A&M*	W	75-69
2/5	H TCU*	W	92-58
2/8	H SMU*	W	91-73
2/12	R Texas*	L	63-70
2/15	R Baylor*	W	100-72
2/17	R SW Texas State	W	66-55
2/22	H Rice*	W	105-66
2/27	R Houston*	W	80-65
3/4	H Texas A&M*	W	84-62
3/7	R TCU*	W	75-52
SWC Tourney Dallas (SMU/Reunion)			
3/11	N TCU	W	89-62
3/12	R SMU	W	79-67
3/14	N Texas	W	76-74
NCAA West Region, Second Round			
3/21	H Santa Clara	W	64-58
NCAA West Regional, Seattle, Wash.			
3/26	N Stanford	L	63-75

The Team – P Jennifer Buck, P Cynthia Clinger, G Patrice Conwright, F Janice Farris, P Dannette Fresch; F Nikki Heath; G Noel Johnson, G Diana Kersey, G Krista Kirkland, P Teresa McMillan, F Kim Pruitt, G Stephanie Scott, F Sheryl Swoopes, P Hazel Tull, F Tami Wilson

Assistant Coaches – Linden Weese, Roger Reding, Lynn Killough (GA), Rachele Mulanax (Student)

Athletic Trainer – Laura Hopper

Managers – Stacy Bruce, Stacey Riffe

**1992-93**  
**COACH: MARSHA SHARP**  
**RECORD: 31-3/13-1 SWC**  
**NATIONAL CHAMPIONS**

Day	Site	Result	Score
Exhibition			
11/23	H Athletes in Action	W	73-70
12/1	R Stanford	L	65-72
Lady Raider Classic V			
12/5	H UT-Pan Am	W	79-36
12/6	H NW Louisiana St.	W	91-67
12/10	H New Mexico	W	96-38
12/20	H San Diego Univ.	W	99-56
12/21	H Louisiana Tech	W	74-71
Pepsi/Church's Classic, Miami, Fla.			
12/28	N Oklahoma	W	93-56
12/29	N Florida Int.	W	70-66
12/30	R Miami (OT)	W	75-74
SWC/Pac 10 Challenge, Austin			
1/2	N Washington	W	90-74
1/8	R Utah	L	55-72
1/11	H SW Texas State	W	78-47
1/13	H Houston*	W	93-41
1/16	R SMU*	W	100-64
1/20	H Texas*	L	75-76
1/27	H Rice*	W	101-48
1/30	R TCU*	W	111-65
2/3	H Texas A&M*	W	91-68
2/6	R Baylor*	W	96-76
2/10	R Houston*	W	88-70
2/13	H SMU*	W	83-78
2/17	R Texas*	W	76-66
2/24	R Rice*	W	89-54
2/27	H TCU*	W	103-74
3/3	R Texas A&M*	W	89-59
3/6	H Baylor*	W	104-72
SWC Tourney, Dallas (SMU/Reunion)			
3/10	N TCU	W	107-50
3/11	N Baylor	W	91-67
3/13	N Texas	W	78-71
NCAA West Region, Second Round			
3/20	H Washington	W	70-64
NCAA West Regional, Missoula, Mont.			
3/25	N Southern California	W	87-67
3/27	N Colorado	W	79-54
NCAA Final Four, Atlanta, Georgia			
4/3	N Vanderbilt	W	60-46
4/4	N Ohio State	W	84-82

The Team – P Michi Atkins, P Cynthia Clinger, G Patrice Conwright, F Janice Farris, G Nikki Heath, G Noel Johnson, G Diana Kersey, G Krista Kirkland, F Kim Pruitt, G Stephanie Scott, F Sheryl Swoopes, G Michelle Thomas, F Melinda White

Assistant Coaches – Linden Weese, Roger Reding, Terri Meyer Weldon (GA)

Athletic Trainer – Natalie Steadman

Manager – Lance White.

## YEAR-BY-YEAR RESULTS

1993-94

COACH: MARSHA SHARP  
RECORD: 28-5/12-2 SWC

Day	Site	Result	Score
11/20	N Vanderbilt	W	74-67
Exhibition			
11/24	H Latavia Nationals	W	85-47
11/27	H Stanford	W	72-68
Lady Raider Classic VI			
12/4	H Alcorn State	W	97-69
12/5	H Florida International	W	89-59
12/7	H Texas-El Paso	W	73-43
Pizza Hut Shocker Classic			
12/18	N Minnesota (OT)	L	82-92
12/19	N Western Illinois	W	80-61
12/21	H Oklahoma	W	80-75
12/28	R Seton Hall	W	78-65
Mr. Cookie Face Classic			
12/29	R St. Peter's	W	82-66
12/30	N Massachusetts	W	50-42
1/2	H Lamar	W	75-55
1/9	R Stephen F. Austin	W	81-49
1/12	H Baylor*	W	70-51
1/15	R Houston*	W	92-79
1/19	H SMU*	W	89-56
1/22	R Texas*	L	65-66
1/29	R Rice*	W	72-58
2/2	H TCU*	W	93-44
2/5	R Texas A&M*	L	64-67
2/9	R Baylor*	W	101-65
2/12	H Houston*	W	86-59
2/16	R SMU*	W	85-68
2/19	H Texas*	W	78-61
2/26	H Rice*	W	92-70
3/2	R TCU*	W	89-63
3/5	H Texas A&M*	W	109-75
SWC Tourney, Dallas (SMU/Reunion)			
3/9	TCU	W	103-55
3/11	SMU	W	99-78
3/12	Texas	L	69-71
NCAA Midwest Region First and Second Rounds, Lubbock			
3/16	H Missouri	W	75-61
3/19	H Creighton	W	75-65
NCAA Midwest Regional, Austin, Texas			
3/24	N Alabama	L	68-73

The Team – F Kim Pruitt, G Diana Kersey, G Nikki Heath, G Stephanie Scott, G Noel Johnson, F Janice Farris, F Connie Robinson, G Sandy Parker, F Kim Sumrall, G LeKisha Wiley, F Tabitha Truesdale, G Michelle Thomas, P Kristy Muckleroy, F Melinda White, P Michi Atkins

Assistant Coaches – Linden Weese, Roger Reding, Vicky McKenzie (RE)

Athletic Trainers – Natalie Steadman, Grant Stovall (Student)

Manager – Lance White

1994-95

COACH: MARSHA SHARP  
RECORD: 33-4/13-1 SWC

Day	Site	Result	Score
Exhibition			
11/8	H Athletes in Act.	L	70-76
Exhibition			
11/10	H Hungarian National	W	79-59
Women's Pre-Season NIT			
11/15	H Toledo	W	95-63
11/17	H Arkansas State	W	79-51
11/20	H Vanderbilt	W	86-81
11/22	H Washington	L	75-79
11/25	R Stanford	L	60-79
11/29	R Oklahoma	W	66-64
Lady Raider Classic VII			
12/3	H Richmond	W	85-44
12/4	H Wichita State	W	73-56
12/8	R Texas-El Paso	W	75-54
12/14	H Auburn	W	66-35
San Juan Shootout, San Juan, Puerto Rico			
12/19	N Florida State	W	66-44
12/20	N Old Dominion	W	67-53
12/21	N Virginia Tech	W	68-47
1/3	H Stephen F. Austin	W	84-52
1/5	H Manhattan	W	98-52
1/9	R Lamar	W	86-60
1/11	H Texas A&M*	W	100-76
1/14	R Baylor*	W	82-62
1/18	H Houston*	W	96-65
1/21	R SMU*	W	80-61
1/28	H Texas*	W	84-40
2/1	H Rice*	W	84-56
2/4	R TCU*	W	99-56
2/8	R Texas A&M*	L	73-78
2/11	H Baylor*	W	100-48
2/15	R Houston*	W	78-76
2/19	H SMU*	W	79-58
2/25	R Texas*	W	80-70
3/1	R Rice*	W	76-45
3/4	H TCU*	W	97-43
SWC Tourney, Dallas (SMU/Reunion)			
3/8	N TCU	W	87-36
3/10	N Houston	W	90-69
3/11	N SMU	W	84-62
NCAA Mideast Region First and Second Rounds, Lubbock			
3/16	H Tulane	W	87-82
3/18	H Wisconsin	W	88-65
NCAA Mideast Regional, Knoxville, Tenn.			
3/23	N Washington	W	67-52
3/25	R Tennessee	L	59-80

The Team – P Michi Atkins, P Crystal Boles, P Jennifer Cockerell, G Nikki Heath, G Noel Johnson, F Janice Farris, F Connie Robinson, G Sandy Parker, F Kim Sumrall, F Tabitha Truesdale, G Michelle Thomas, P Alicia Thompson, G Elesha Walker, F Melinda White

Assistant Coaches – Linden Weese, Roger Reding, Vicky McKenzie (RE), Kim Pruitt (Student)

Athletic Trainers – Natalie Steadman, Grant Stovall (Student)

Manager – Lance White

1995-96

COACH: MARSHA SHARP  
RECORD: 27-5/13-1 SWC

Day	Site	Result	Score
Exhibition			
11/8	H Australia Jr. National	L	67-71
Exhibition			
2/3	H USA National Team	L	61-98
Coors/Rocky Mountain Invitational			
11/24	N Kent	W	94-72
11/24	R Colorado State	W	91-79
11/27	R Tennessee	L	44-81
Lady Raider Classic VIII			
12/2	H Illinois State	W	78-44
12/3	H Wisconsin	W	77-69
12/6	H North Texas	W	93-59
Oakland Tribune Classic			
12/16	N Southern Mississippi	L	76-79
12/17	N Pacific	W	81-61
12/20	H UCLA	W	84-62
12/28	H Stanford	W	71-65
12/31	H San Francisco	W	72-61
1/4	H Texas-El Paso	W	69-45
1/10	H TCU*	W	79-42
1/14	R Texas A&M*	W	90-70
1/17	H Baylor*	W	84-59
1/20	R Houston*	W	64-62
1/24	R SMU*	W	86-73
1/27	H Texas*	W	68-62
2/2	H Rice*	W	68-48
2/7	R TCU*	W	90-71
2/10	H Texas A&M*	W	60-51
2/14	R Baylor*	W	80-64
2/17	H Houston*	W	80-71
2/21	H SMU*	W	88-70
2/24	R Texas*	L	60-76
3/2	R Rice*	W	84-68
SWC Tourney, Dallas (SMU/Reunion)			
3/6	N Baylor	W	90-79
3/8	N Houston	W	77-75
3/9	N Texas A&M	L	68-72
NCAA Midwest First and Second Rounds, Lubbock			
3/15	H Portland	W	78-61
3/17	H Notre Dame	W	82-67
NCAA Midwest Regional, Nacogdoches, Texas			
3/23	N Louisiana Tech	L	55-66

The Team – P Michi Atkins, P Crystal Boles, P Jennifer Cockerell, P Cara Gibbs, G Trina Brown, G Julie Lake, G Sandy Parker, G Michelle Thomas, G Elesha Walker, G Rene Hanebutt, G Amber Tate, F Alicia Thompson, F Shannon Reed, F Kim Sumrall, F Melinda White

Assistant Coaches – Linden Weese, Roger Reding, Vicky McKenzie (RE)

Athletic Trainer – LesLee Taylor

Managers – Lance White, Shelly Burleson

## YEAR-BY-YEAR RESULTS

1996-97

COACH: MARSHA SHARP  
RECORD: 20-9/11-5 BIG 12

Day	Site	Result	Score
Exhibition			
11/7	H Zala Volan	W	69-58
Exhibition			
11/16	H Lithuania	W	94-55
11/23	H Lamar	W	86-42
11/25	H Grambling	W	82-44
11/29	A UCLA	W	95-80
12/2	A North Texas	W	82-39
12/5	H Oral Roberts	W	74-51
12/14	A Auburn	L	55-70
12/18	H Tennessee	L	71-79
12/21	A SMU	W	78-69
12/28	H New Mexico	W	66-35
12/30	H Rice	W	76-62
1/4	A Baylor*	W	75-58
1/8	H Oklahoma State*	L	56-78
1/11	A Colorado*	L	49-63
1/15	H Oklahoma*	W	67-55
1/18	H Kansas State*	W	76-61
1/22	A Okla. State*	W	73-61
1/25	H Iowa State*	W	64-58
1/30	A Kansas*	L	52-69
2/5	H Texas*	W	96-73
2/9	A Nebraska*	L	57-62
2/12	H Texas A&M*	W	75-46
2/15	H Baylor*	W	79-60
2/19	A Oklahoma*	W	63-49
2/22	A Texas*	L	61-72
2/26	A Texas A&M*	W	75-60
3/1	H Missouri*	W	83-69
Big 12 Conference Tournament, Kansas City, Mo.			
3/5	N Kansas State	L	68-76
NCAA Midwest Region First and Second Rounds, Stanford, Calif.			
3/16	N Montana	W	47-45
3/18	A Stanford	L	45-67

The Team – G Melinda Schmucker, G Kristi Washington, P Cara Gibbs, P Jennifer Cockerell, G Trina Brown, G Elesha Walker, G Julie Lake, P Crystal Boles, F Keitha Dickerson, G Sandy Parker, F Kim Sumrall, G Rene Hanebutt, G Amber Tate, F Detra Johnson, P Alicia Thompson

Assistant Coaches – Linden Weese, Roger Reding, Lance White

Athletic Trainers – LesLee Taylor, Mathu Allen (student)

Managers – Shelly Burleson, Melissa Maines, Hollie Stanton

1997-98

COACH: MARSHA SHARP  
RECORD: 26-5/15-1 BIG 12

Day	Site	Result	Score
Exhibition			
11/11	H Slovakia	W	69-58
Exhibition			
11/16	H Houston Jaguars	W	94-55
11/22	A Texas-San Antonio	W	57-44
11/23	N Stephen F. Austin	W	93-83
11/28	N St. Francis	W	91-35
11/29	N Western Kentucky	L	63-68
12/6	H McNeese State	W	93-44
12/11	A UTEP	W	82-48
12/20	A New Mexico	W	65-62
12/29	H SMU	W	78-55
1/1	H Old Dominion	L	71-74
1/4	A Missouri*	W	79-65
1/7	H Baylor*	W	82-63
1/10	A Texas*	W	82-59
1/14	H Oklahoma State*	W	74-48
1/17	H Colorado*	W	80-40
1/20	A Iowa State*	L	73-82
1/24	H Kansas*	W	72-56
1/28	A Oklahoma State*	W	64-51
1/31	H Stanford	L	71-80
2/4	H Texas*	W	79-59
2/7	A Baylor*	W	79-67
2/11	H Oklahoma*	W	79-63
2/14	A Texas A&M*	W	77-65
2/19	A Oklahoma*	W	94-59
2/21	H Texas A&M*	W	77-65
2/25	H Nebraska*	W	87-62
2/28	A Kansas State*	W	67-62
Big 12 Conference Tournament, Kansas City, Mo.			
3/4	N Colorado	W	80-49
3/5	N Oklahoma State	W	53-49
3/7	N Kansas	W	71-53
NCAA Midwest Region First and Second Rounds, Lubbock			
3/13	H Grambling	W	87-75
3/14	H Notre Dame	L	59-74

The Team – P Crystal Boles, P Angie Braziel, P Jennifer Cockerell, G Kyna Cosby, F Keitha Dickerson, P Cara Gibbs, G Rene Hanebutt, F Detra Johnson, G Julie Lake, F Kim Martinez, G Katrisa O'Neal, G Melinda Schmucker, P Alicia Thompson, G Elesha Walker, G Kristi Washington

Assistant Coaches – Linden Weese, Roger Reding, Lance White

Athletic Trainers – LesLee Taylor, Nicole Cruson (student)

Managers – Shelly Burleson, Melissa Maines, Hollie Stanton

1998-99

COACH: MARSHA SHARP  
RECORD: 30-4/14-2 BIG 12

Day	Site	Result	Score
Exhibition			
11/4	H Houston Jaguars	W	131-36
Exhibition			
11/12	H Uppsala (Sweden)	W	121-47
11/15	H Texas-Arlington	W	71-47
11/21	A Old Dominion	L	64-85
11/23	A SMU	W	72-67
11/27	A Stanford	W	75-69
12/2	H Texas-San Antonio	W	96-39
12/5	N Wisconsin#	W	84-70
12/6	A Rice#	W	79-57
12/9	H TCU	W	82-62
Hawaii Tournament, Honolulu, Hawaii			
12/21	N Jame Madison\$	W	71-38
12/22	N Loyola Marymount\$	W	82-59
12/23	A Hawaii\$	W	67-63
12/29	H New Mexico	W	87-46
1/2	A Baylor*	W	51-49
1/6	H Oklahoma*	W	93-69
1/9	H Kansas State*	W	73-60
1/13	A Texas A&M*	W	68-65
1/16	A Oklahoma St.*	W	79-68
1/20	H Iowa State*	W	71-47
1/23	A Kansas*	L	45-55
1/27	A Oklahoma* (OT)	W	89-87
1/30	H Baylor*	W	65-48
2/6	A Texas*	L	70-74
2/10	H Texas A&M*	W	74-52
2/13	H Missouri*	W	74-68
2/17	H Oklahoma State*	W	73-58
2/21	A Nebraska*	W	75-62
2/24	A Colorado*	W	83-71
2/27	H Texas*	W	76-56
Big 12 Conference Tournament, Kansas City, Mo.			
3/3	N Kansas State	W	74-55
3/4	N Nebraska	W	77-59
3/6	N Iowa State	W	73-59
NCAA Midwest Region First and Second Rounds, Lubbock			
3/13	H Stephen F. Austin	W	80-54
3/15	H North Carolina St.	W	85-78
NCAA Midwest Regional, Normal, Ill.			
3/20	N Rutgers	L	42-53

The Team – P Angie Braziel, F Keitha Dickerson, C Tanisha Ellison, P Cara Gibbs, G Rene Hanebutt, F Aleah Johnson, G Julie Lake, G Katrisa O'Neal, G Melinda Schmucker, G Amber Tarr, G Kristi Washington

Assistant Coaches – Linden Weese, Roger Reding, Lance White

Athletic Trainers – LesLee Taylor, Whitney Wolff (student)

Managers – Trish Gleason, Melissa Maines, Shelly Stone

## YEAR-BY-YEAR RESULTS

1999-00

COACH: MARSHA SHARP  
RECORD: 28-5/13-3 BIG 12

Day	Site	Result	Score
Exhibition			
11/8	H Shelen (Russia)	W	76-49
Four in the Fall Classic			
11/20	H Louisiana State	W	56-49
11/23	H Rice	W	69-52
11/26	H SW Texas State	W	102-44
11/29	A USC (OT)	W	66-63
12/4	H SMU	W	63-47
12/8	A New Mexico	W	66-59
12/15	H Lamar	W	85-41
12/17	A South Florida	W	60-44
12/19	A Central Florida	W	77-43
12/22	A TCU	W	63-57
1/2	A Iowa State*	L	37-62
1/5	H Santa Clara	W	63-54
1/8	A Oklahoma*	L	76-82
1/12	H Colorado*	W	75-50
1/15	H Oklahoma State*	W	76-51
1/18	A Kansas State*	W	51-47
1/22	H Kansas*	W	76-56
1/29	A Texas A&M*	W	71-49
2/3	H Texas*	W	73-44
2/5	A Baylor*	W	65-49
2/8	H Missouri*	L	49-52
2/12	H Texas A&M*	W	58-44
2/16	H Nebraska*	W	66-62
2/19	H Oklahoma*	W	86-81
2/23	A Texas* (2OT)	W	91-85
2/26	A Oklahoma State*	W	83-75
2/29	H Baylor*	W	105-52
Big 12 Conference Tournament, Kansas City, Mo.			
3/8	N Colorado	W	76-60
3/9	N Texas	L	50-68
NCAA Mideast Region First and Second Rounds, Lubbock			
3/18	H Tennessee Tech	W	83-54
3/20	H Tulane	W	76-59
NCAA Mideast Regional, Memphis, Tenn.			
3/25	N Notre Dame	W	69-65
3/27	N Tennessee	L	44-57

The Team – F Keitha Dickerson, C Tanisha Ellison, F Aleah Johnson, C Jamie Nagle, G Katrisa O'Neal, G Courtney Pastner, F/C Plenette Pierson, G Melinda Schmucker-Pharies, G Amber Tarr

Assistant Coaches – Linden Weese, Roger Reding, Lance White

Athletic Trainers – LesLee Taylor, Jacob Gonzalez (student)

Managers – Megan Simoneau, Logan Nichols

2000-01

COACH: MARSHA SHARP  
RECORD: 25-7/13-3 BIG 12

Day	Site	Result	Score
Exhibition			
11/9	H Slovakia	W	73-42
Exhibition			
11/15	H Houston Jaguars	W	92-51
11/20	H Texas-Arlington	W	78-40
Paradise Jam Tournament, St. Thomas, U.S. Virgin Islands			
11/24	N Penn State	W	79-71
11/25	N SW Missouri State	W	81-77
11/29	H Southwest Texas	W	72-30
12/4	H New Mexico	W	80-56
Four in the Fall Classic, Austin, Texas			
12/9	N North Carolina State	L	51-59
12/13	H Oregon (OT)	W	79-75
12/19	H Se Louisiana	W	94-37
12/22	H USC	W	85-59
12/28	A Rice	W	63-56
12/30	A Santa Clara	L	56-61
1/3	H Missouri*	W	82-64
1/6	A Oklahoma State*	W	67-55
1/10	H Baylor*	W	84-61
1/13	A Texas A&M*	W	85-78
1/17	A Nebraska*	W	66-50
1/21	H Oklahoma State*	W	82-29
1/28	A Oklahoma*	L	66-84
1/31	H Kansas State*	W	72-41
2/3	H Texas A&M*	W	92-79
2/7	A Baylor*	W	67-56
2/10	H Texas*	L	57-63
2/14	A Kansas*	W	49-45
2/17	H Oklahoma*	L	75-80
2/21	A Colorado*	W	68-61
2/24	A Texas*	W	76-60
2/28	H Iowa State*	W	68-60
Big 12 Conference Tournament, Kansas City, Mo.			
3/7	N Texas	W	71-58
3/8	N Iowa State	L	62-73
NCAA Mideast Region First and Second Rounds, Lubbock			
3/16	H Penn	W	100-57
3/18	H Virginia Tech	W	73-52
NCAA Mideast Regional, Birmingham, Ala.			
3/24	N Purdue	L	72-74

The Team – F/C Jolee Ayers, F/C Dionne Brown, C Alison Cudnoski, C Tanisha Ellison, F Casey Jackson, C Jamie Nagle, G Katrisa O'Neal, G Jia Perkins, F/C Plenette Pierson, G Natalie Ritchie, G Amber Tarr, G Candi White

Assistant Coaches – Linden Weese, Roger Reding, Lance White

Athletic Trainers – Imelda Garcia, Becky Rolke (student)

Managers – Lesley Mitchell, Melinda Pharies

2001-02

COACH: MARSHA SHARP  
RECORD: 20-12/8-8 BIG 12

Day	Site	Result	Score
Exhibition			
11/5	H Denmark Select	W	89-42
State Farm Hall of Fame Tip-Off Classic			
11/11	A Duke	L	69-85
Exhibition			
11/13	H Houston Jaguars	W	96-48
11/24	A Oregon State	W	64-60
11/26	A Oregon	W	72-65
11/30	A New Mexico	L	65-74
12/2	H North Texas	W	63-53
12/5	H Rice	W	74-43
12/16	H Southern Miss	W	95-34
12/19	A Saint Peter's	W	75-68
12/21	A Rutgers	W	62-49
Triple Crown Classic			
12/29	H Vanderbilt	W	81-71
1/2	H Kansas*	W	76-54
1/5	H Oklahoma*	L	68-80
1/9	A Missouri*	L	71-82
1/13	A Texas* (OT)	L	83-87
1/16	H Baylor*	W	83-63
1/19	A Iowa State*	W	78-66
1/23	H Oklahoma State*	W	62-51
1/27	A Kansas State*	L	63-76
1/30	A Texas A&M*	W	77-55
2/3	H Colorado* (OT)	L	69-74
2/6	H Texas*	W	61-49
2/9	A Baylor*	L	69-85
2/14	A Oklahoma State*	L	55-58
Big 12/Big Ten Challenge			
2/17	H Wisconsin	W	78-62
2/19	H Texas A&M*	W	95-64
2/23	H Nebraska*	W	99-57
2/27	A Oklahoma*	L	56-75
Big 12 Conference Tournament, Kansas City, Mo.			
3/5	N Missouri	W	78-51
3/6	N Baylor	L	60-75
NCAA Midwest Region First and Second Rounds, Lubbock			
3/15	H Stephen F. Austin	W	84-63
3/17	H Mississippi State	W	77-55
NCAA West Regional, Boise, Idaho			
3/23	N Oklahoma	L	62-72

The Team – F/C Jolee Ayers, G LaTosha Daniels, C Cisti Greenwalt, C Tanisha Ellison, F Casey Jackson, C Jamie Nagle, G Jia Perkins, G Natalie Ritchie, G Amber Tarr, G Candi White

Assistant Coaches – Linden Weese, Roger Reding, Lance White

Athletic Trainers – Imelda Garcia, Brooke Miller (student)

Managers – Lesley Mitchell

## YEAR-BY-YEAR RESULTS

2002-03

COACH: MARSHA SHARP  
RECORD: 29-6/13-3 BIG 12

Day	Site	Result	Score
State Farm Hall of Fame Tip-Off Classic			
11/10	N Louisiana Tech	L	76-85
Exhibition			
11/12	H Spartak Moscow	W	107-65
Exhibition			
11/17	H Houston Jaguars	W	97-36
11/24	H Washington	W	99-67
11/27	H Valparaiso	W	81-46
12/4	H Creighton	W	98-70
12/14	N Wyoming	W	84-64
12/17	H Oregon State	W	67-51
Paradise Classic, Honolulu, Hawaii			
12/20	N Chattanooga	W	66-53
12/21	A Hawaii	W	67-40
12/28	A Southern Miss	W	86-62
12/30	A Rice	W	70-66
1/2	H Rutgers	W	94-81
1/5	H Pacific	W	76-45
1/8	A Texas A&M*	W	77-56
1/11	H Baylor*	W	62-48
1/15	A Oklahoma*	W	80-71
1/18	H Oklahoma State*	W	95-45
1/22	A Texas*	L	58-69
1/26	A Colorado*	W	80-58
1/28	H Missouri*	W	84-50
2/1	A Kansas*	W	84-57
2/9	H Iowa State*	W	70-48
2/12	H Texas A&M*	W	83-38
2/15	A Baylor* (OT)	L	72-86
2/19	H Oklahoma*	W	59-48
2/22	A Oklahoma State*	W	83-48
2/26	A Nebraska*	W	50-35
3/2	H Texas*	L	67-70
3/6	H Kansas State*	W	73-64
Big 12 Conference Tournament, Dallas, Texas			
3/12	N Oklahoma State	W	75-52
3/13	N Kansas State	W	71-65
3/15	N Texas	L	57-67
NCAA Midwest Region First and Second Rounds, Lubbock			
3/23	H SW Missouri State	W	67-59
3/25	H UC Santa Barbara	W	72-68
NCAA Midwest Regional, Albuquerque, N.M.			
3/29	A New Mexico	W	71-48
3/31	N Duke	L	51-57

The Team – F/C Jolee Ayers, F Jametra Clark, F Chesley Dabbs, F/C LaToya Davis, G Erin Grant, C Cisti Greenwalt, F Casey Jackson, C Jamie Nagle, G Jia Perkins, G Cayla Petree, F/C Plenette Pierson, G Natalie Ritchie, G Miklannet Tennal

Assistant Coaches – Linden Weese, Roger Reding, Lance White

Athletic Trainers – Imelda Garcia, Tysha Al-Tirhi (student)

Managers – Brooke Garcia, Kyle Hunt, Jarod Newland, Stephanie Webb, Joe-Michael Wright

2003-04

COACH: MARSHA SHARP  
RECORD: 25-8/10-6 BIG 12

Day	Site	Result	Score
Exhibition			
11/4	H Perik Jumpers	W	86-32
Exhibition			
11/10	H Houston Jaguars	W	109-60
Preseason WNIT (four games)			
11/14	H Texas-San Antonio	W	76-48
11/16	H Western Kentucky	W	88-47
11/20	H UC Santa Barbara	W	68-41
11/23	H Rutgers	W	73-45
SMU Hoops for the Cure Tournament			
11/28	N Michigan	W	74-61
11/29	A SMU	W	77-37
12/1	H California	W	76-69
12/6	H Wyoming	W	77-26
12/8	H Pacific	W	100-39
12/19	A Washington	W	74-70
12/21	H Stanford	W	55-46
12/28	N Maryland	W	65-53
12/30	A San Diego	W	95-47
1/4	H Pepperdine	W	95-53
1/10	H Oklahoma State*	W	106-43
1/14	A Iowa State*	L	63-64
1/17	H Baylor*	W	64-63
1/21	H Nebraska*	W	68-55
1/24	A Oklahoma State* (OT)	L	87-88
1/28	H Texas A&M*	W	65-56
2/1	A Texas*	L	73-82
2/4	H Kansas*	W	67-44
2/8	A Baylor*	W	62-59
2/10	H Oklahoma*	L	62-68
2/14	A Texas A&M*	W	59-58
2/17	A Missouri*	W	73-68
2/22	H Texas*	W	62-49
2/25	A Oklahoma*	L	53-64
2/28	H Colorado*	W	60-51
3/3	A Kansas State*	L	73-85
Big 12 Conference Tournament, Dallas, Texas			
3/10	N Baylor	L	72-80
NCAA Mideast Region First and Second Rounds, Missoula, Monta.			
3/20	N Maine	W	60-50
3/22	N Louisiana Tech	L	64-81

The Team – F/C Jolee Ayers-Curry, G Brooke Baughman, F Jametra Clark, F Chesley Dabbs, F/C LaToya Davis, G Erin Grant, C Cisti Greenwalt, F Casey Jackson, G Natalie Ritchie, G Alesha Robertson

Assistant Coaches – Linden Weese, Roger Reding, Krista Gerlich

Athletic Trainers – Imelda Garcia, Josh Woolbright (student)

Managers – Brooke Garcia, Kyle Hunt, Steve Kirwan, Jarod Newland, Stephanie Webb

2004-05

COACH: MARSHA SHARP  
RECORD: 24-8/12-4 BIG 12

Day	Site	Result	Score
Exhibition			
11/7	H West Coast All-Stars	W	101-52
Exhibition			
11/15	H Everyone's Internet	W	68-47
11/22	H Rice	W	66-55
11/28	A Stanford	L	58-61
12/2	H Arkansas-Little Rock	W	69-29
12/6	H Miami	W	109-49
12/9	H Oral Roberts	W	79-46
12/12	H Mississippi	W	86-38
12/18	N Arkansas State	W	87-53
12/19	N Virginia Tech (OT)	L	70-71
12/21	H Penn State	W	79-65
12/28	H Sacramento State	W	83-37
1/2	H Idaho State	W	86-52
1/5	H Oklahoma*	W	70-64
1/8	A Oklahoma State*	W	76-38
1/12	H Texas*	W	79-62
1/15	A Colorado*	W	87-41
1/19	A Nebraska*	W	68-58
1/22	H Kansas State*	L	53-55
1/26	H Missouri*	W	75-45
1/30	A Texas A&M*	W	67-54
2/5	H Baylor*	L	49-52
2/8	H Iowa State*	W	89-62
2/13	A Texas*	L	43-64
2/16	A Kansas*	W	66-53
2/19	H Texas A&M*	W	56-53
2/23	A Oklahoma*	W	83-70
2/26	H Oklahoma State*	W	65-52
3/3	A Baylor*	L	69-79
Big 12 Conference Tournament, Kansas City, Mo.			
3/9	N Iowa State	W	61-59
3/10	N Baylor	L	57-58
NCAA First and Second Rounds, Dallas			
3/19	N Texas-Arlington	W	69-49
3/21	N Middle Tennessee	W	80-69
NCAA Philadelphia Regional			
3/27	N Tennessee	L	59-75

The Team – G Brooke Baughman, G Chesley Dabbs, F/C LaToya Davis, C Patrice Edwards, F Tawanna Flowers, G Erin Grant, C Cisti Greenwalt, F Darrice Griffin, F Enrica Johnson, C Erin Myrick, F Alesha Robertson, G Judith Smith

Assistant Coaches – Linden Weese, Roger Reding, Krista Gerlich

Athletic Trainers – Imelda Garcia, Kendi Gruben (student)

Managers – Brooke Garcia, Andy Hudson, Kyle Hunt, Jarod Newland, Stephanie Webb



## YEAR-BY-YEAR RESULTS

2005-06

COACH: MARSHA SHARP  
RECORD: 15-14/9-7 BIG 12

Day	Site	Result	Score
Exhibition			
11/3	H Love & Basketball	W	68-59
Exhibition			
11/3	H Everyone's Internet	L	63-66
State Farm Hall of Fame Tip-Off Classic			
11/13	H LSU	L	68-76
11/18	H SE Missouri State	W	85-56
11/21	A Rice	L	70-73
11/23	A Ole Miss	L	69-72
11/27	H Stanford	L	63-66
12/1	H Sacramento State	W	63-53
12/4	A Penn State (2OT)	L	72-78
12/15	H Oral Roberts	W	99-58
Caribbean Classic, Cancun, Mexico			
12/19	N Louisville	W	68-57
12/20	N Virginia Tech	L	62-69
12/29	H Fresno State	W	77-67
1/4	A Kansas State*	L	51-53
1/7	H Texas A&M*	W	56-55
1/15	H Baylor*	W	64-62
1/18	A Oklahoma*	L	57-63
1/21	H Nebraska*	W	61-59
1/25	A Oklahoma State*	W	61-51
1/28	A Missouri*	L	51-65
2/1	H Texas*	W	84-63
2/5	A Texas A&M*	L	48-65
2/8	H Oklahoma State*	W	48-35
2/11	H Colorado*	W	76-56
2/14	A Iowa State*	L	65-69
2/19	A Baylor*	L	60-73
2/22	H Kansas*	W	62-50
2/26	A Texas*	W	58-46
3/1	H Oklahoma*	L	59-60
Big 12 Championship, Dallas, Texas			
3/7	N Oklahoma State	W	61-42
3/8	N Missouri	L	75-81

The Team – G Brooke Baughman, G Krystal Cole, G Chesley Dabbs<sup>^</sup>, F/C LaToya Davis, C Patrice Edwards, F Tawanna Flowers, G Erin Grant, F Darrice Griffin, G Teddy Griffin, G LaVonda "Tiny" Henderson, F Enrica Johnson, F/C Megan Morris, C Erin Myrick, F Alesha Robertson, G Judith Smith.  
Assistant Coaches – Krista Gerlich, Nikita Lowry Dawkins, Roger Reding

Athletic Trainers – Imelda Garcia, Tiffany Duran (student)

Managers – Brooke Garcia, Andy Hudson, Kyle Hunt, Jarod Newland, Stephanie Webb

<sup>^</sup>redshirted due to injury

2006-07

COACH: KRISTY CURRY  
RECORD: 15-16/6-10 BIG 12

Day	Site	Result	Score
Exhibition			
10/31	H Houston Jaguars	W	74-56
Exhibition			
11/5	H Athletes in Action	W	88-48
11/10	H Texas-San Antonio	W	66-58
11/14	A Houston	W	69-51
11/19	H Texas State	W	82-63
Rainbow Wahine Classic, Honolulu, Hawaii			
11/24	A Hawaii	L	54-57
11/25	N Denver	W	67-53
11/26	N UCLA	W	75-60
11/29	H Tulane	W	77-50
12/1	A Fresno State	L	65-74
12/3	A Stanford	L	49-73
12/6	H Texas-Arlington	W	64-49
12/14	H Oral Roberts	W	79-67
12/18	A Arizona State#	L	45-61
12/21	H Furman	W	63-44
12/30	A SMU	L	61-72
1/3	A Baylor*	L	54-61
1/6	H Oklahoma State*	W	75-49
1/10	H Texas A&M*	L	47-49
1/17	H Missouri*	W	63-55
1/20	A Oklahoma State*	W	63-61
1/22	A Oklahoma* (2OT)	L	81-86
1/27	H Texas*	W	49-48
1/31	A Kansas*	W	66-65
2/3	A Colorado*	L	67-70
2/7	H Baylor*	L	67-80
2/11	H Kansas State*	L	59-66
2/14	A Nebraska*	W	70-69
2/17	H Oklahoma*	L	67-70
2/21	A Texas A&M*	L	51-67
2/24	A Texas*	L	47-59
3/1	H Iowa State*	L	68-72
Big 12 Championship, Oklahoma City, Okla.			
3/6	N Colorado	L	67-71

The Team – G Brooke Baughman, G Raquel Christian, G Chesley Dabbs, C Patrice Edwards, F Tawanna Flowers, F Darrice Griffin, G Teddy Griffin, G LaVonda "Tiny" Henderson, G Jordan Murphree, C Erin Myrick, F Alesha Robertson, F Natalie Thomas

Associate Head Coach – Bill Brock  
Assistant Coaches – Kelly Curry, Shereka Wright

Athletic Trainers – Imelda Garcia, Tara Hemme (student)

Managers – Allison Eberhart, Angie Gibson, Caleb Henson, Kyle Hunt, Hilary Sanders and Lynsey Thompson

#game was called with 4:18 remaining due to rain, game was played outside at Chase Field in Phoenix, Ariz., but was considered a home game for Arizona State.

2007-08

COACH: KRISTY CURRY  
RECORD: 17-16/4-12 BIG 12

Day	Site	Result	Score
Exhibition			
11/4	H Houston Jaguars	W	100-82
11/9	A UCF	W	72-57
11/11	N Northeastern	W	82-51
11/13	H IPFW	W	72-51
11/17	A UNLV	W	79-64
11/22	H Idaho State	W	86-72
11/23	H Kennesaw State	W	78-56
11/24	H Alcorn State	W	90-55
11/27	H Sam Houston State	W	84-51
12/1	A Washington State	W	89-45
12/4	H Houston	L	63-66
12/13	H Arizona State	W	73-69
12/18	H Oral Roberts	W	91-61
12/29	H SMU	W	75-70
1/5	A Arkansas	L	57-80
1/9	H Baylor*	L	67-72
1/12	A Missouri*	L	59-62
1/16	A Kansas State*	L	45-71
1/20	H Texas*	W	70-58
1/23	A Oklahoma*	L	39-78
1/26	H Colorado*	W	62-44
2/2	H Texas A&M*	L	46-63
2/6	A Iowa State*	L	58-66
2/9	A Baylor*	L	45-68
2/14	H Oklahoma State*	L	56-58
2/17	A Texas A&M*	L	56-70
2/20	H Kansas*	W	65-61
2/24	H Nebraska*	W	65-56
2/27	H Oklahoma*	L	55-65
3/1	A Oklahoma State*	L	54-73
3/5	A Texas*	L	55-70
Big 12 Championship, Kansas City, Mo.			
3/11	N Texas	L	63-75
Postseason WNIT, Lubbock, Texas			
3/22	H Texas State	W	82-49
3/26	H TCU	L	74-81

The Team – G Maddy Brown, G Raquel Christian, F Kalee Davidson, F Stanecia Graham, G Teddy Griffin, G LaVonda "Tiny" Henderson, G Maria Moore, G Jordan Murphree, C Erin Myrick, F Ashlee Roberson, G Alana Rumph, F Dominic Seals, C Kaylan Talley, F Natalie Thomas, G Keisha Walker

Associate Head Coach – Bill Brock  
Assistant Coaches – Kelly Curry, Shereka Wright

Athletic Trainers – Imelda Garcia, Stormy Tubbs (student)

Managers – Allison Eberhart, Caleb Henson, Hilary Sanders, Kristin Schneider and Lynsey Thompson

## YEAR-BY-YEAR RESULTS

2008-09

COACH: KRISTY CURRY  
RECORD: 16-15/6-10 BIG 12

Day	Site	Result	Score
Exhibition			
11/2	H Melbourne Roos	W	109-27
11/9	H Houston Jaguars	W	94-68
11/14	H Idaho	W	90-55
11/16	H Washington State	W	82-69
11/23	H Texas-Arlington	W	72-57
Paradise Jam			
11/27	N Iowa	L	48-56
11/28	N California	L	54-68
11/29	N South Florida	L	61-71
12/2	H UNLV	W	75-63
12/13	A New Mexico	L	54-63
12/18	H Prairie View A&M	W	72-55
12/20	H Sacramento State	W	83-46
12/29	H UCLA	W	72-62
1/3	H Arkansas	W	75-60
1/10	H Texas*	W	65-62
1/13	A Texas A&M*	L	56-67
1/17	A Kansas*	W	57-49
1/21	H Kansas State*	L	48-60
1/24	H Baylor*	L	64-76
1/28	A Colorado*	W	66-60
1/31	H Oklahoma State*	L	60-65
2/2	H Savannah State	W	80-39
2/8	A Texas*	L	46-77
2/11	H Texas A&M*	W	60-53
2/14	A Nebraska*	L	56-62
2/17	H Oklahoma*	L	72-80
2/21	A Oklahoma State*	W	74-70
2/25	A Baylor*	L	53-83
2/28	H Iowa State*	L	52-59
3/4	A Oklahoma*	L	49-61
3/7	H Missouri*	W	63-56
Big 12 Championship, Oklahoma City, Okla.			
3/12	N Oklahoma State	L	57-63

The Team – F Jordan Barncastle, G Maddy Brown, G LaVonda "Tiny" Henderson, F/C Kierra Mallard, G Tilmila Martin, G Maria Moore, G Jordan Murphree, F Ashlee Roberson, G Alana Rumph, F Dominic Seals, G Keisha Walker

Associate Head Coach – Bill Brock  
Assistant Coaches – Kelly Curry, Shereka Wright

Athletic Trainers – Imelda Garcia, Rachel McIntosh (student)

Managers – Abby Altman, Allison Eberhart, Stephanie Lowery, Kinsey McCown, Ashlei Watson.

2009-10

COACH: KRISTY CURRY  
RECORD: 18-15/5-11 BIG 12

Day	Site	Result	Score
Exhibition			
11/9	H LCU	L	65-71
11/14	H Sam Houston State	W	91-52
11/17	N Tennessee	L	53-91
Basketball Travelers Tip-Off Tourney (Three games)			
11/22	H Arkansas-Pine Bluff	W	97-57
11/27	H San Francisco	W	69-38
11/28	H Texas-Arlington	W	71-37
11/29	H Prairie View A&M	W	67-60
12/2	H Texas State	W	75-71
12/5	H New Mexico	W	65-55
12/8	H Lamar	W	70-56
12/18	A UCLA	W	59-58
12/21	H Mercer	W	60-49
Tulane DoubleTree Classic			
12/28	N North Dakota	W	81-61
12/29	A Tulane	L	49-67
1/2	H Savannah State	W	69-40
1/9	A Oklahoma*	L	58-73
1/12	H Colorado*	W	74-61
1/16	H Texas*	L (2OT)	90-95
1/23	A Texas A&M*	L	54-69
1/27	H Nebraska*	L	47-89
1/30	H Oklahoma*	L	66-70
2/3	A Iowa State*	L	48-63
2/7	A Texas*	L	51-81
2/10	H Texas A&M*	W	57-54
2/13	A Oklahoma State*	W	65-57
2/17	A Baylor*	L	48-65
2/21	H Kansas*	W	68-51
2/24	A Kansas State*	W (OT)	75-67
2/28	H Oklahoma State*	L	70-80
3/3	H Baylor*	L	60-69
3/7	A Missouri*	L (OT)	55-58
Big 12 Championship, Kansas City, Mo.			
3/11	N Kansas State	L	51-59
Postseason WNIT			
3/18	H Houston	W	80-77
3/23	A Wyoming	L (OT)	57-68

The Team – F Marissa Ashton, F Jordan Barncastle, G Mary Bokenkamp, G Chynna Brown, G Christine Hyde, G Lindie Kimbro, F/C Kierra Mallard, G Tilmila Martin, G Jordan Murphree, F Ashlee Roberson, G Monique Smalls, C Kaylan Talley

Assistant Coaches – Kelly Curry, Brooke Stoehr, Shereka Wright

Athletic Trainers – Julie Kruessel, Courtney McGuire (student)

Managers – Abby Altman, Autumn Bridges, Kirsti Edwards, Stephanie Lowery, Kinsey McCown, Frankie Skinner, Ashlei Watson

2010-11

COACH: KRISTY CURRY  
RECORD: 22-11/8-8 BIG 12

Day	Site	Result	Score
Exhibition			
11/7	H Angelo State	W	92-46
11/12	A New Mexico	W	80-53
11/15	H Samford	W	58-42
11/21	H Idaho State	W	64-52
11/23	H Mississippi Valley State	W	73-28
World Vision Classic (Three games)			
11/26	H Charleston Southern	W	82-57
11/27	H American	W	63-37
11/28	H Sam Houston State	W	65-52
12/1	H UTSA	W	83-43
Big Ten/Big 12 Challenge			
12/5	A Penn State	L	68-76
12/7	H Northwestern State	W	91-60
Las Vegas Holiday Hoops Classic			
12/19	N Pittsburgh	W	78-65
12/20	N California	W	50-43
12/29	A Western Kentucky	W	70-60
1/3	H Houston Baptist	W	73-36
1/8	A Kansas*	W	61-57
1/12	H Missouri*	W	63-56
1/15	H Kansas State	W (2OT)	68-66
1/19	A Oklahoma*	L	61-71
1/22	A Baylor*	L	51-64
1/26	H Texas*	L	67-75
1/29	A Nebraska*	L	53-56
2/5	H Texas A&M*	L	65-79
2/9	A Oklahoma State*	L	62-62
2/12	A Colorado*	W	72-44
2/16	H Iowa State*	W	61-50
2/19	H Baylor*	W	56-45
2/22	A Texas A&M*	L	60-84
2/26	H Oklahoma State*	W	57-48
3/2	A Texas*	L	59-83
3/5	H Oklahoma*	W	61-56
Big 12 Championship, Kansas City, Mo.			
3/8	N Oklahoma State	W	75-52
3/9	N Oklahoma	L	69-71
NCAA Championship First Round, Stanford, Calif.			
3/19	N St. John's	L	50-55

The Team – F Kelsi Baker, F Jordan Barncastle, G Mary Bokenkamp, G Antiesha Brown, G Chynna Brown, G Christine Hyde, G Lindie Kimbro, F/C Kierra Mallard, G Casey Morris, F/C Shauntal Nobles, C Haley Schneider, G Monique Smalls, F Ebony Walker, F/C Teena Wickett

Assistant Coaches – Kelly Curry, Brooke Stoehr, Shereka Wright

Athletic Trainers – Julie Kruessel, Jennifer Corder (student), Vanessa Abrams (grad student)

Managers – Autumn Bridges, Kirsti Edwards, Kaiti Leachman, Stephanie Lowery, Kinsey McCown, Shelby McDonald, Ashlei Watson

## YEAR-BY-YEAR RESULTS

2011-12

COACH: KRISTY CURRY  
RECORD: 21-13/6-12 BIG 12

Day	Site	Result	Score
Exhibition (two games)			
11/2	A Angelo State	W	81-45
11/6	H Metro State	W	73-43
11/11	H New Mexico	W	69-43
11/16	A Houston	W	88-58
World Vision Basketball Classic (three games)			
11/25	H UMKC	W	94-67
11/26	H Central Arkansas	W	76-43
11/27	H Louisiana-Monroe	W	94-54
11/30	H Texas State	W	85-40
Big 12/Big Ten Challenge (one game)			
12/3	H Penn State	W	70-66
12/7	H UT Arlington	W	88-48
Big 12/Big Ten Challenge (one game)			
12/17	H Illinois	W	70-64
12/21	H Western Kentucky	W	75-38
Surf'N Slam (two games)			
12/29	H Cal State Bakersfield	W	81-63
12/30	at San Diego	W	58-57
Big 12 Conference (18 games)			
01/4	H Oklahoma State	W	58-53
01/7	at Missouri	W	69-63
01/11	at Oklahoma	L	71-68
01/14	H Kansas State	L	62-61
01/18	H Baylor	L	72-64
01/22	at Iowa State	L	66-49
01/25	at Kansas	L	62-43
01/28	H Texas	W	75-71
02/1	H Texas A&M	L	67-55
02/5	H Missouri	W	76-49
02/8	at Oklahoma State	L	53-49
02/12	H Iowa State	W	51-41
02/15	at Texas	L	63-54
02/18	at Baylor	L	56-51
02/21	H Kansas	L	69-64
02/25	at Texas A&M	L	79-51
02/29	H Oklahoma	L	71-62
03/3	at Kansas State	W	64-63
Big 12 Championship at Kansas City, Mo.			
03/7	N Texas	W	81-58
03/8	N Baylor	L	72-48
WNIT (three games)			
03/15	H Eastern Illinois	W	85-71
03/18	H Tulane	W	69-55
03/22	H San Diego	L	60-51

The Team – F Kelsi Baker, G Amber Battle, F Jordan Barncastle, G Mary Bokenkamp, G Chynna Brown, G Christine Hyde, F/C Kierra Mallard, G Casey Morris, F/C Shauntal Nobles, C Haley Schneider, G Monique Smalls, F Ebony Walker

Assistant Coaches – Kelly Curry, Brooke Stoehr, Shereka Wright

Athletic Trainers – Larry Munger

Managers – Amanda Bizzell, Kirsti Edwards, Kaiti Leachman, Stephanie Lowery, Kinsey McCown, and Kourtnei Niblett.

2012-13

COACH: KRISTY CURRY  
RECORD: 21-10/11-7 BIG 12

Day	Site	Result	Score
Exhibition			
11/4	H Midwestern State	W	77-62
11/11	A Arizona State	W	61-49
11/15	A New Mexico	L	61-65
11/18	H Lipscomb	W	61-41
Travelers Invitational (Three games)			
11/23	H Southern Utah	W	73-54
11/24	H Nicholls	W	78-48
11/25	H New Orleans	W	81-38
12/1	H Lamar	W	73-52
12/5	H Illinois	W	75-56
12/16	H Northern Colorado	W	68-41
Las Vegas Holiday Hoops Classic (Two Games)			
12/20	N Michigan State	L (OT)	48-50
12/21	N Oregon State	W	66-48
12/30	H Houston	W	86-56
1/2	A Oklahoma State*	W	64-59
1/5	H Iowa State*	L	54-58
1/9	H Kansas State*	W	59-50
1/12	A Oklahoma*	L	55-65
1/16	A Texas*	W	66-59
1/19	H Kansas*	W	70-63
1/22	A West Virginia*	W(OT)	77-73
1/27	H TCU*	W	53-42
1/30	H Baylor*	L	60-90
2/2	A Iowa State*	L	52-67
2/6	H West Virginia*	W	76-63
2/9	A TCU*	W	64-46
2/12	A Baylor*	L	47-89
2/17	H Texas*	W	69-62
2/24	A Kansas*	W	72-70
2/27	H Oklahoma State*	W	61-53
3/2	A Kansas State*	L	62-68
3/4	H Oklahoma*	L	73-77
Big 12 Championship, Dallas, Texas			
3/9	N Oklahoma State	L	54-59
NCAA First & Second Rounds, Lubbock, Texas			
3/23	H South Florida	L	70-71

The Team – F Kelsi Baker, G Mary Bokenkamp, G Amber Battle, G Chynna Brown, G Ivonne Cook-Taylor, G Christine Hyde, G Casey Morris, F/C Shauntal Nobles, F Jackie Patterson, C Haley Schneider, C Kellyn Schneider, G Monique Smalls, G Minta Spears

Assistant Coaches – Kelly Curry, Katie Hensle, Shereka Wright.

Athletic Trainer – Larry Munger

Managers – Kourtnei Niblett, Kaiti Leachman, Mandy Burson, Jonathan Sharp.

2013-14

COACH: CANDI WHITAKER  
RECORD: 6-24/0-18 BIG 12

Day	Site	Result	Score
Exhibition			
11/4	H Angelo State	W	73-51
11/10	H Texas-Pan American	W	70-48
11/13	H New Mexico	W	64-56
11/17	H Arizona State	L	77-85
11/23	H Grambling State	W	86-68
Barclays Center Women's Invitational, Brooklyn, N.Y. (Two Games)			
11/29	N Michigan	L	71-82
11/30	N Rutgers	L	52-61
12/4	H Arkansas-Pine Bluff	W	58-50
12/15	A Arizona	L	56-65
World Vision Classic, Lubbock, Texas (Three Games)			
12/20	H Jacksonville	W	62-48
12/21	H Florida Atlantic	W	76-63
12/22	H Abilene Christian	L	57-58
1/2	H 25/22 Oklahoma	L	38-68
1/5	H TCU	L	54-65
1/8	A 11/19 Iowa State	L	48-72
1/11	A Kansas	L	46-67
1/14	H Kansas State	L	65-72
1/18	A 11/13 Oklahoma State	L	56-82
1/22	H 18/21 West Virginia	L	51-70
1/25	H 20/17 Iowa State	L (OT)	76-85
1/29	A 9/7 Baylor	L	43-92
2/1	H Kansas	L	62-70
2/5	A Texas	L	51-88
2/8	A TCU	L	57-72
2/12	H 7/4 Baylor	L	58-75
2/15	A Kansas State	L	54-60
2/23	H 12/12 Oklahoma State	L	62-63
2/26	A 11/10 West Virginia	L	37-69
3/1	H Texas	L	64-67
3/3	A Oklahoma	L	32-87
Big 12 Championship, Oklahoma City			
3/7	N TCU	L	59-75

The Team – F Kelsi Baker (redshirt), G Amber Battle, G Jasmine Caston, G Ivonne Cook-Taylor, G Audrisa Harrison, G Marina Lizarazu, G Diamond Lockhart, F/C Shauntal Nobles, C Haley Schneider, C Kellyn Schneider, G Minta Spears  
Associate Head Coach – Matt Corkery  
Assistant Coaches – Damitria Buchanan, Brett Schneider  
Director of Operations – Melissa Maines  
Video Coordinator – Kiel Unruh  
Athletic Trainer – Larry Munger  
Managers – Mandy Burson, Kourtnei Niblett, Jonathan Sharp,

## HONORS AND AWARDS

### GTE/COSIDA ACADEMIC ALL-AMERICA

Karen Farst .....	1990
Jennifer Buck .....	1991
Jennifer Buck .....	1992

### GTE/SWC ALL-ACADEMIC HONOR TEAM

Vicky McKenzie .....	1988
Karen Farst.....	1989
Karen Farst.....	1990
Jennifer Buck .....	1991
Jennifer Buck .....	1992
Stephanie Scott .....	1993
Stephanie Scott .....	1994
Nikki Heath .....	1995
Melinda White .....	1996

### BIG 12 CONFERENCE HONORS

#### *Player of the Year*

Alicia Thompson .....	1998
Angie Braziel .....	1999

#### *Freshman of the Year*

Plenette Pierson.....	2000
Erin Grant (co-winner) .....	2003

#### *Newcomer of the Year*

Dominic Seals .....	2008
---------------------	------

#### *Sixth Man of the Year*

Chynna Brown .....	2011
--------------------	------

#### *All-Big 12 First Team*

Alicia Thompson .....	1997
Alicia Thompson .....	1998
Angie Braziel.....	1999
Jia Perkins.....	2003
Plenette Pierson.....	2003
Erin Grant.....	2005
Cisti Greenwalt.....	2005
LaToya Davis.....	2006
Erin Grant.....	2006
Chynna Brown.....	2013

#### *All-Big 12 Second Team*

Angie Braziel.....	1998
Rene Hanebutt.....	1998
Rene Hanebutt.....	1999
Keitha Dickerson.....	2000
Plenette Pierson.....	2001
Jia Perkins.....	2002
Erin Grant.....	2004
Chesley Dabbs.....	2005
Alesha Robertson .....	2007
Dominic Seals .....	2008
Dominic Seals .....	2009
Kierra Mallard .....	2011
Monique Smalls.....	2013
Casey Morris.....	2013
Amber Battle.....	2014

#### *All-Big 12 Third Team*

Rene Hanebutt.....	1997
Katrisa O'Neal.....	2001

#### *All-Big 12 Honorable Mention*

Julie Lake.....	1998
Keitha Dickerson.....	1999
Melinda Schmucker-Pharies .....	2000
Jia Perkins.....	2001
Amber Tarr .....	2002
Alesha Robertson .....	2004
LaToya Davis.....	2005
Alesha Robertson .....	2005
Alesha Robertson .....	2006
Jordan Murphree .....	2010
Ashlee Roberson.....	2010
Casey Morris.....	2011
Teena Wickett.....	2011
Monique Smalls.....	2012

#### *All-Big 12 All-Freshman Team*

Kierra Mallard .....	2009
----------------------	------

#### *Big 12 Tournament MVP*

Alicia Thompson .....	1998
Angie Braziel.....	1999

#### *Big 12 Tournament Team*

Angie Braziel.....	1998
Rene Hanebutt.....	1999
Julie Lake.....	1999
Jia Perkins.....	2003
Plenette Pierson.....	2003

#### *Chick-Fil-A Winter Community of Champions*

Jordan Barncastle .....	2012
-------------------------	------

### ACADEMIC ALL-BIG 12

#### *First Team*

Amber Tate .....	1997
Elesha Walker.....	1997, 1998
Cara Gibbs.....	1999
Rene Hanebutt.....	1999
Amber Tarr .....	2000, 2001, 2002
Aleah Johnson.....	2000
Melinda Schmucker-Pharies .....	2000
Jolee Ayers.....	2002, 2003, 2004
Casey Jackson.....	2002, 2003, 2004
Candi White.....	2002
Jamie Nagle.....	2003
Chesley Dabbs.....	2004, 2005
Erin Grant.....	2004, 2005, 2006
Brooke Baughman .....	2005, 2006, 2007
Darrice Griffin.....	2006, 2007
Erin Myrick.....	2006, 2007, 2008
Jordan Murphree .....	2008, 2009, 2010
Jordan Barncastle .....	2010, 2011, 2012
Mary Bokenkamp .....	2011, 2012, 2013
Casey Morris.....	2013
Audrisa Harrison.....	2014
Haley Schneider.....	2014
Kellyn Schneider.....	2014
Minta Spears.....	2014

#### *Second Team*

Tanisha Ellison.....	2000, 2001, 2002
Natalie Ritchie.....	2003
Alesha Robertson .....	2005, 2007
Kelsi Baker.....	2012
Shauntal Nobles .....	2011, 2012, 2013, 2014

#### *Honorable Mention*

Jennifer Cockrell .....	1997
Cassandra Parker .....	1997
Alicia Thompson .....	1998

## HONORS AND AWARDS

### SOUTHWEST CONFERENCE HONORS

#### *All-Dr Pepper/SWC Classic*

##### **Most Valuable Player**

Carolyn Thompson .....	1984
Connie Robinson .....	1994
Sheryl Swoopes .....	1992
Michi Atkins .....	1995
Sheryl Swoopes .....	1993
Alicia Thompson .....	1996

##### **SWC All-Tournament Team**

Sharon Cain .....	1985
Teresa McMillan .....	1991
Sharon Cain .....	1986
Teresa McMillan .....	1992
Reena Lynch .....	1988
Krista Kirkland .....	1993
Stacey Siebert .....	1989
Noel Johnson .....	1994
Reena Lynch .....	1990
Melinda White .....	1995
Stacey Siebert .....	1990
Tabitha Truesdale .....	1995

##### **Player of the Year**

Sheryl Swoopes .....	1992
Michi Atkins .....	1995
Sheryl Swoopes .....	1993
Michi Atkins .....	1996

##### **Newcomer of the Year**

Tami Wilson .....	1991
Connie Robinson .....	1994
Sheryl Swoopes .....	1992

##### **Defensive Player of the Year**

Tabitha Truesdale .....	1995
Nikki Heath .....	1995

##### **Freshman of the Year**

Julie Lake .....	1996
------------------	------

### ALL-SOUTHWEST CONFERENCE

#### **First Team**

Carolyn Thompson .....	1983
Gwen McCray .....	1983
Carolyn Thompson .....	1984
Krista Kirkland .....	1992
Sheryl Swoopes .....	1992
Krista Kirkland .....	1993
Sheryl Swoopes .....	1993
Connie Robinson .....	1994
Michi Atkins .....	1995
Connie Robinson .....	1995
Michi Atkins .....	1996

#### **Second Team**

Carolyn Thompson .....	1982
Lisa Logsdon .....	1987
Reena Lynch .....	1988
Stacey Siebert .....	1989
Reena Lynch .....	1990
Stacey Siebert .....	1990
Krista Kirkland .....	1991
Noel Johnson .....	1994
Tabitha Truesdale .....	1995
Alicia Thompson .....	1996

#### **All-Time Lady Raider SWC Team**

##### *chosen by SWC basketball fans.*

##### **Announced at 1996 SWC/Dr Pepper Classic**

Carolyn Thompson .....	1980-84
Michi Atkins .....	1992-95
Krista Kirkland .....	1989-93
Noel Johnson .....	1991-95
Sheryl Swoopes .....	1991-93

# Fearless.

Cross Country



## CROSS COUNTRY COACHES (MEN)

### HEAD COACHES

Name	Tenure (Yrs)	Programs
Jarvis Scott	1979-1990 (12)	women's
Louise Ritter	1991 (1)	women's
Liz Parke	1992-97 (6)	women's
Dr. David Smith	1998-2001 (4)	men's and women's
Burke Binning	2002-2004 (3)	men's and women's
Jon Murray	2005-present (entering 9th)	men's and women's
<b>Overall</b>	<b>36th season</b>	

#### *Other Awards*

Be sure to refer to the "Awards" Section in the front of this book to view national honors earned by Texas Tech Cross Country teams, coaches and players. All accomplishments compiled here are as of August 2014 and do not include the current season in progress.

#### *Most Complete Information:*

Complete details, other records and information about every sport is available at the Texas Tech Website, look for a media supplement link from the sidebar of each sport. Statistics and records will be updated online as events occur and records are broken.

**[www.texastech.com](http://www.texastech.com)**

Please note that the cross country program, which boasts both a men's and a women's program, are considered a coed sport at Texas Tech as are the track & field programs. While the Director of Track & Field / Cross Country currently is Wes Kittley, both cross country teams' head coach is Jon Murray since 2005.

Our best effort at capturing the all-time roster is shown within the Track & Field rosters.



### NCAA INDIVIDUAL CHAMPIONS

Athlete	Season	Finishing Time (Distance)
Kennedy Kithuka	2012	28:31.3 (10k)

### CONFERENCE CHAMPIONS (INDIVIDUAL)

Athlete	Season	Time (Distance)
/Course		
Kennedy Kithuka	2013	22:52.8 (8k)
/Jimmy Clay Golf Course, Austin		

### ALL-REGION SELECTIONS

Kennedy Kithuka	2013	USTFCCCA Mountain Region
Kennedy Kithuka	2012	USTFCCCA Mountain Region

### BIG 12 ATHLETE OF THE YEAR

Kennedy Kithuka	2012
-----------------	------

**ACADEMIC HONORS (MEN)****ACADEMIC ALL BIG 12**

<i>Year</i>	<i>First Team</i>
2013	Kory Mauritsen Marcos Vallejo Daniel Wedell
2012	Kory Mauritsen
2011	Brendan Devlin Kade Parker Reid Strong Julien Valentino
2010	Samuel Bushong Zack Dawson Andrew Goldstein Valentino Julien Kade Parker
2009	David Boston Logan Culotta Cory Higgins Jeremy Kight Gilbert Limo
2008	Eric Ayala Noel Conrad Cory Higgins Gilbert Limo
2007	Eric Ayala Noel Conrad Cory Higgins Wade Smith
2006	Eric Ayala Pedro Vargas
2005	Eric Ayala Pedro Vargas
2004	Benson Cheserek Adam Lawless Pedro Vargas
2002	Rodney Q. Smith
2001	Dwayne Benoit Adrian Dodds
2000	Jeremy Granger George Odom Chris Thomas Brian Wade
1999	Gary Bodony Adrian Odds George Odom Christopher Thomas
1998	Gary Bodony Ismael Dutchover George Odom Christopher Thomas

1996	Ben Friendman David Leigh Andrew Schoppe
------	--

<i>Year</i>	<i>Second Team</i>
2013	Kennedy Kithuka
2010	Gilbert Limo Nathan Milles
2009	Zack Dawson
2008	Jeremy Kight
2005	Benson Cheserek
2004	Nick Eyhorn
2003	Adam Lawless
2002	Dwayne Benoit Robert Kalescky Adam Lawless

***Honorable Mention***

1996	Quent Brearden Casey Hoeltin Tsepo Williams
------	---

Please also see the Track & Field Honors and Awards section for academic honors earned by Cross Country athletes.

**YEAR BY YEAR BESTS (MEN) IN THE JON MURRAY ERA****2013**

10k ..... Kennedy Kithuka ..... 29:23.6 ..... NCAA Mountain Regional (1st)  
 8k ..... Kennedy Kithuka ..... 22:16.0 ..... Big 12 Championships (1st)  
 4 Mile ..... Kennedy Kithuka ..... 19:53.80 ..... Texas Tech/N.M. State Duel (1st)

**2012**

10k ..... Kennedy Kithuka ..... 28:31.3 ..... NCAA Championships (1st)  
 8k ..... Kennedy Kithuka ..... 22:26.70 ..... Kansas Rim Rock Classic (1st)  
 4 Mile ..... Kennedy Kithuka ..... 19:40.80 ..... Texas Tech Ruidoso Classic (1st)

**2011**

10k ..... Reid Strong ..... 31:48.6 ..... Chile Pepper Festival (92nd)  
 8k ..... Julien Valentino ..... 26:01.52 ..... Texas Tech Open (12th)  
 4 Mile ..... Brendan Devlin ..... 22:12.30 ..... Texas Tech Ruidoso Open (2nd)

**2010**

10k ..... Silas Kemboi ..... 31:19.3 ..... NCAA Mountain Region Champs (46th)  
 8k ..... Gilbert Limo ..... 24:12.20 ..... Virginia Invitational (4th)  
 4 Mile ..... Gilbert Limo ..... 20:52.42 ..... Texas Tech Ruidoso Open (2nd)

**2009**

10k ..... Gilbert Limo ..... 30:27.79 ..... Chile Pepper Invitational (19th)  
 8k ..... Gilbert Limo ..... 24:52.20 ..... OSU Cowboy Jamboree (28th)  
 4 Mile ..... Gilbert Limo ..... 21:23.30 ..... Texas Tech Ruidoso Open (1st)

**2008**

10k ..... Gilbert Limo ..... 29:36.87 ..... Chile Pepper Festival (8th)  
 8k ..... Gilbert Limo ..... 24:24.0 ..... OSU Cowboy Jamboree (10th)  
 4 Mile ..... Gilbert Limo ..... 22:53.9 ..... Cloudcroft Tri Meet (1st)

**2007**

10k ..... Silas Kemboi ..... 30:29.3 ..... Chile Pepper Festival (15th)  
 8k ..... Ewin Sang ..... 24:31 ..... Paul Short Invite (11th)  
 4 Mile ..... Cory Higgins ..... 21:17 ..... Buffalo Stampede (3rd)

**2006**

10k ..... Kevin Chelimo ..... 28:43 ..... Chile Pepper Festival (8th)  
 8k ..... Kevin Chelimo ..... 24:19.27 ..... RR. Jack Rabbit Open (3rd)

**2005**

10k ..... Kevin Chelimo ..... 28:55.3 ..... Chile Pepper Invitational (7th)  
 8k ..... Kevin Chelimo ..... 23:50 ..... Stanford Invitational (4th)

**CROSS COUNTRY COACHES (WOMEN)****HEAD COACHES**

Name	Tenure (Yrs)	Programs
Jarvis Scott	1979-1990 (12)	women's
Louise Ritter	1991 (1)	women's
Liz Parke	1992-97 (6)	women's
Dr. David Smith	1998-2001 (4)	men's and women's
Burke Binning	2002-2004 (3)	men's and women's
Jon Murray	2005-present (entering 9th)	men's and women's
<b>Overall</b>	<b>36th season</b>	

**Other Awards**

Be sure to refer to the "Awards" Section in the front of this book to view national honors earned by Texas Tech Cross Country teams, coaches and players. All accomplishments compiled here are as of August 2014 and do not include the current season in progress.

**Most Complete Information:**

Complete details, other records and information about every sport is available at the Texas Tech Website, look for a media supplement link from the sidebar of each sport. Statistics and records will be updated online as events occur and records are broken.

[www.texastech.com](http://www.texastech.com)

Please note that the cross country program, which boasts both a men's and a women's program, are considered a coed sport at Texas Tech as are the track & field programs. While the Director of Track & Field / Cross Country currently is Wes Kittley, both cross country teams' head coach is Jon Murray since 2005.

Our best effort at capturing the all-time roster is shown within the Track & Field rosters.

**NCAA INDIVIDUAL CHAMPIONS**

Athlete	Season	Finishing Time (Distance)
Sally Kipyego	2008	19:29 (6k)
Sally Kipyego	2007	19:30.9 (6k)
Sally Kipyego	2006	20:11.1 (6k)

**NCAA CHAMPIONSHIPS HISTORY (TEAM)**

Season	Program	NCAA Finish (Points)
2010	Women's	3rd (165)
2009	Women's	4th (191)
2008	Women's	7th (272)
2007	Women's	18th (433)
2006	Women's	6th (300)

**MOUNTAIN REGION CHAMPIONS (TEAM)**

Season	Program	Points
2008	Women's	42

**CONFERENCE CHAMPIONS (TEAM)**

Season	Program	Points
2008	Women's	44
2009	Women's	38
2010	Women's	44

**CONFERENCE CHAMPIONS (INDIVIDUAL)**

Athlete	Season	Time (Distance)
Caroline Jepleting /Course /Pebble Creek, College Station	2011	19:30.3 (6k)
Rose Tanui /OSU Cross Country Course	2010	20:04.3 (6k)
Sally Kipyego /ISU Cross Country Course	2008	19:45.0 (6k)
Sally Kipyego /Rawls Course, Lubbock	2007	19:22.50 (6K)
Sally Kipyego /Rim Rock Farm, Lawrence	2006	20:00 (6k)

**BIG 12 COACH OF THE YEAR**

Coach	Season	Program
Jon Murray	2008	Women's
Jon Murray	2009	Women's
Jon Murray	2010	Women's

**ACADEMIC HONORS (WOMEN)****ACADEMIC ALL BIG 12****Year First Team**

2013	Katie Allen Sarah Bailey Madeline Livergood Chelsea Scott
2012	Madeline Livergood
2011	Devin Bailey Purity Biwott Caroline Jepleting
2010	Devin Bailey Purity Biwott Michelle Guzman Caroline Karunde Winrose Karunde Katherine Priebe Kaci Westervelt
2009	Michelle Guzman Katherine Preibe
2008	Tori Epperson Michelle Guzman Addison LeMaster Katherine Preibe
2006	Molly Evans Jessica Stovall
2005	Molly Evans Katie Leonard Jessica Stovall
2004	Kelly Bilkre Anna Hagood Irene Kimaiyo Abby Schubert Bridget Tidwell Brionne Yosten
2003	Tracie Akerhielm Kelly Blikre Stefanie Calhoun Katie Leonard Abby Schubert Bridget Tidwell Brionne Yosten
2002	Tracie Akerhielm Kelly Blikre Stefanie Calhoun Racheal Shoffner Bridget Tidwell Brionne Yosten
2001	Tracie Akerhielm Emily Kepple Kathryn Lyman Jennifer Marable Shannon Spaulding Bridget Tidwell
2000	Leigh Daniel Shannon Spaulding
1999	Keeli Hanzelka Tara Hangge Aimee Roberson Kristen Koppes

1998	Tara Hangge Keeli Hanzelka Kristen Koppes Courtney Nolen Aimee Roberson Julie Roettinger
1997	Tara Hangge Keeli Hanzelka Shannon Keel Kristen Kippes Aimee Roberson
1996	Amanda Abrigo Tandra Brillhart Dawn Charlier Tara Hangee Shannon Keel Krisite Koppes

**Year Second Team**

2011	Chelsea Scott
2010	Meagan Willingham
2009	Michelle Edman Kaci Westervelt
2008	Chepleting Boit Gladys Kipsang Kaci Westervelt
2006	Irene Kimaiyo

**Year Honorable Mention**

1997	Dawn Charlier Charity Garrison Lori Knowles
1996	Charity Garrison

Please also see the Track & Field Honors and Awards section for academic honors earned by Cross Country athletes.

**YEAR BY YEAR BESTS (WOMEN) IN THE JON MURRAY ERA****2013**

6k ..... Sharlene Nickle ..... 21:07.0 ..... Big 12 Championships (13th)  
 5k ..... Sharlene Nickle ..... 17:47.6 ..... Chile Pepper Festival (17th)  
 3 Mile ..... Jocelyn Caro ..... 18:08.50 ..... Texas Tech/N.M. State Duel (2nd)

**2012**

6k ..... Chelsea Scott ..... 22:40.70 ..... Chile Pepper Festival (55th)  
 5k ..... Chelsea Scott ..... 19:37.94 ..... Texas Tech Open (5th)  
 3 Mile ..... Madeline Livergood ..... 18:45.80 ..... Texas Tech Ruidosos Open (1st)

## 2011

6k ..... Caroline Jepleting ..... 19:30.3 ..... Big 12 Championships (1st)  
 5k ..... Rose Tanui ..... 16:54.02 ..... Richard Clark Invitational (2nd)  
 3 Mile ..... Rose Tanui ..... 17:38.20 ..... Texas Tech Ruidoso Open (1st)

## 2010

6k ..... Rose Tanui ..... 20:04.30 ..... Big 12 Championships (1st)  
 5k ..... Rose Tanui ..... 16:54.02 ..... Richard Clark Invitational (2nd)  
 3 Mile ..... Rose Tanui ..... 17:02.84 ..... Texas Tech Ruidoso Open (1st)

## 2009

6k ..... Lillian Babaru ..... 20:25 ..... NCAA Championships (17th)  
 5k ..... Lillian Babaru ..... 17:10.50 ..... OSU Cowboy Jamboree (1st)  
 3 Mile ..... Gladys Kipsang ..... 16:42.40 ..... Texas Tech Ruidoso Open (1st)

## 2008

6k ..... Sally Kipyego ..... 19:26.91 ..... Chile Pepper Festival (1st)  
 5k ..... Lillain Badaru ..... 16:39 ..... OSU Cowboy Jamboree (4th)  
 3 Mile ..... Gladys Kipsang ..... 19:17 ..... Cloudcroft Tri Meet (1st)

## 2007

6k ..... Sally Kipyego ..... 19:22 ..... Big 12 Championships (1st)  
 5k ..... Kathrine Priebe ..... 19:51 ..... Buffalo Stampede (3rd)  
 3 Mile ..... Sally Kipyego ..... 15:46.3 ..... Jackrabbit Open (1st)

## 2006

6k ..... Sally Kipyego ..... 19:29.3 ..... Chile Pepper Festival (1st)  
 5k ..... Sally Kipyego ..... 16:11.82 ..... Murray Keatinge (1st)  
 3 Mile ..... Sally Kipyego ..... 15:55.31 ..... R.R. Jackrabbit Invitational (1st)

## 2005

6k ..... Violet Chemakwila ..... 20:39 ..... Big 12 Championships (3rd)  
 5k ..... Violet Chemakwila ..... 17:21.29 ..... Texas Tech Invitational (2nd)



# Fearless.

Football

## YEAR-BY YEAR RECORDS

Year	Overall	League		Coach
		Conf	W-L-T	
1925	6-1-2	----	----	E.Y. Freeland
1926	6-1-3	----	----	E.Y. Freeland
1927	5-4-0	----	----	E.Y. Freeland
1928	4-4-1	----	----	E.Y. Freeland
1929	1-7-2	----	----	Grady Higgenbotham
1930	3-6-0	----	----	Pete Cawthon
1931	6-3-0	----	----	Pete Cawthon
1932	10-2-0	Border	1-0-0	Pete Cawthon
1933	8-1-0	Border	1-0-0	Pete Cawthon
1934	7-2-1	Border	3-0-0	Pete Cawthon
1935	5-3-2	Border	1-1-0	Pete Cawthon
1936	5-4-1	----	0-0-1	Pete Cawthon
1937	8-4-0	Border	3-0-0	Pete Cawthon
1938	10-1-0	----	----	Pete Cawthon
1939	5-5-1	----	----	Pete Cawthon
1940	9-1-1	----	----	Pete Cawthon
1941	9-2-0	----	----	Dell Morgan
1942	4-5-1	Border	3-0-1	Dell Morgan
1943	4-6-0	----	----	Dell Morgan
1944	4-7-0	----	----	Dell Morgan
1945	3-5-2	----	----	Dell Morgan
1946	8-3-0	Border	3-1-0	Dell Morgan
1947	6-5-0	Border	4-0-0	Dell Morgan
1948	7-3-0	Border	5-0-0	Dell Morgan
1949	7-5-0	Border	5-0-0	Dell Morgan
1950	3-8-0	Border	3-2-0	Dell Morgan
1951	7-4-0	Border	5-0-0	DeWitt Weaver
1952	3-7-1	Border	2-1-1	DeWitt Weaver
1953	11-1-0	Border	5-0-0	DeWitt Weaver
1954	7-2-1	Border	4-0-0	DeWitt Weaver
1955	7-3-1	Border	3-0-1	DeWitt Weaver
1956	2-7-1	----	----	DeWitt Weaver
1957	2-8-0	----	----	DeWitt Weaver
1958	3-7-0	----	----	DeWitt Weaver
1959	4-6-0	----	----	DeWitt Weaver
1960	3-6-1	SWC	1-5-1	DeWitt Weaver
1961	4-6-0	SWC	2-5-0	JT King
1962	1-9-0	SWC	0-7-0	JT King
1963	5-5-0	SWC	2-5-0	JT King
1964	6-4-1	SWC	3-3-1	JT King
1965	8-3-0	SWC	5-2-0	JT King
1966	4-6-0	SWC	2-5-0	JT King
1967	6-4-0	SWC	5-2-0	JT King
1968	5-3-2	SWC	4-3-0	JT King
1969	5-5-0	SWC	4-3-0	JT King
1970	8-4-0	SWC	5-2-0	Jim Carlen
1971	4-7-0	SWC	2-5-0	Jim Carlen
1972	8-4-0	SWC	4-3-0	Jim Carlen
1973	11-1-0	SWC	6-1-0	Jim Carlen
1974	6-4-2	SWC	3-4-0	Jim Carlen
1975	6-5-0	SWC	4-3-0	Steve Sloan
1976	10-2-0	SWC	7-1-0	Steve Sloan
1977	7-5-0	SWC	4-4-0	Steve Sloan
1978	7-4-0	SWC	5-3-0	Rex Dockery

1979	3-6-2	SWC	2-5-1	Rex Dockery
1980	5-6-0	SWC	3-5-0	Rex Dockery
1981	1-9-1	SWC	0-7-1	Jerry Moore
1982	4-7-0	SWC	3-5-0	Jerry Moore
1983	3-7-1	SWC	3-4-1	Jerry Moore
1984	4-7-0	SWC	2-6-0	Jerry Moore
1985	4-7-0	SWC	1-7-0	Jerry Moore
1986	7-5-0	SWC	5-3-0	David McWilliams
1987	6-4-1	SWC	3-3-1	Spike Dykes
1988	5-6-0	SWC	4-3-0	Spike Dykes
1989	9-3-0	SWC	5-3-0	Spike Dykes
1990	4-7-0	SWC	3-5-0	Spike Dykes
1991	6-5-0	SWC	5-3-0	Spike Dykes
1992	5-6-0	SWC	4-3-0	Spike Dykes
1993	6-6-0	SWC	5-2-0	Spike Dykes
1994	6-6-0	SWC	4-3-0	Spike Dykes
1995	9-3-0	SWC	5-2-0	Spike Dykes
1996	7-5-0	Big 12	5-3-0	Spike Dykes
1997	6-5-0	Big 12	5-3-0	Spike Dykes
1998	7-5-0	Big 12	4-4-0	Spike Dykes
1999	6-5-0	Big 12	5-3-0	Spike Dykes
2000	7-6-0	Big 12	3-5-0	Mike Leach
2001	7-5-0	Big 12	4-4-0	Mike Leach
2002	9-5-0	Big 12	5-3-0	Mike Leach
2003	8-5-0	Big 12	4-4-0	Mike Leach
2004	8-4-0	Big 12	5-3-0	Mike Leach
2005	9-3-0	Big 12	6-2-0	Mike Leach
2006	8-5-0	Big 12	4-4-0	Mike Leach
2007	9-4-0	Big 12	4-4-0	Mike Leach
2008	11-2-0	Big 12	7-1-0	Mike Leach
2009	9-4-0	Big 12	5-3-0	Mike Leach/Ruffin McNeil*
2010	8-5	Big 12	3-5	Tommy Tuberville
2011	5-7	Big 12	2-7	Tommy Tuberville
2012	8-5	Big 12	4-5	Tommy Tuberville/Chris Thomsen*
2013	8-5	Big 12	4-5	Kliff Kingsbury

\* Interim Head Coach for one game. Ruffin McNeil i and Chris Thomsen are credited with one win in their respective bowl games but are not listed amongst the head coaches.

## HEAD COACHES' RECORDS

Name	Tenure (Yrs)	Overall	Conf.
E.Y. Freeland	1925-28 (4)	21-10-6	N/A
Grady Higgenbotham	1929 (1)	1-7-2	N/A
Pete Cawthon	1930-40 (11)	76-32-6	10-1-1
Del Morgan	1941-50 (10)	55-49-3	23-3-1
Dewitt Weaver	1951-60 (10)	49-51-5	20-6-3
JT King	1961-69 (9)	44-45-3	27-35-1
Jim Carlen	1970-74 (5)	37-20-2	20-15
Steve Sloan	1975-55 (3)	23-12	15-8
Rex Dockery	1978-80 (3)	15-16-2	10-13-1
Jerry Moore	1981-85 (5)	16-37-2	9-29-2
David McWilliams	1986 (1)	7-4	5-3
Spike Dykes	1986-99 (14)	82-67-1	57-40-1
Mike Leach	2000-10 (11)	84-43	47-33
Tommy Tuberville	2010-12 (3)	20-17	9-17
Kliff Kingsbury	2013	8-5	4-5
<b>Overall</b>	<b>89 seasons</b>	<b>540-415-32</b>	<b>255-208-10</b>
		<b>.563</b>	<b>.549</b>



## ALL-TIME LETTERMEN

### -A-

Abendschan, John, 1995-96  
 Abrigg, Peter, 1999-02  
 Acevedo, Gerardo, 2009-10  
 Adams, Bo, 1994-95  
 Adams, Cat, 1993-94  
 Adami, Tres, 1976-78  
 Adams, Kirby, 1991-92  
 Adams, William A., 1964-65, 67  
 Adams, Bill, 1977-79  
 Adkins, Gregg, 1975-77  
 Agan, John Alvin, 1963-65  
 Agoucha, Bobbie, 2010  
 Aguilar, Michael, 2010  
 Aldridge, Kerm, 1936  
 Aleman, Josh, 2005-06  
 Alexander, Antwan, 1997-00  
 Alexander, Chuck, 1981-83  
 Alexander, Moody, Mgr., 1952-54  
 Alford, Gene, 1925  
 Alford, Larry, 1967-68  
 Allamon, Kyle, 1996, 98-99  
 Allbright, W. T., 1940-42  
 Allcorm, R. V., 1955-56  
 Allen, Bobby, 1966-68  
 Allen, Charles, 1948-49  
 Allen, Curtis, 1930  
 Allen, Dennis, 1971-73  
 Allen, Peter, 1990-93  
 Allen, Scott, 1990-91  
 Allen, Willie, 1976  
 Allison, Jimmy, 1957  
 Allison, Rodney, 1975-77  
 Alston, Demetrius, 2013-  
 Amaro, Jace, 2011-2013  
 Amendola, Danny, 2004-07  
 Amerson, Glen, 1958-60  
 Amonett, Randy, Mgr., 1974-75  
 Amonett, Thayne, 1940-41  
 Anderson, Donny, 1963-65  
 Anderson, Eddy, 1985-88  
 Anderson, L. Don, 1943  
 Anderson, Lamont, 1999-02  
 Anderson, Phil, 1982-83  
 Anderson, Robert, 1993-95  
 Anderson, Terry, 1975-77  
 Andre, David, Tr., 1980-82  
 Andrews, Dick, 1948-49  
 Andrews, John, 1947-48  
 Anthony, Alton, 1950  
 Anthony, Ben, 1932  
 Anthony, Don, 1950  
 Anthony, Steve, Mgr., 1982  
 Arbubakrr, Hasson, 1981-82  
 Ardoin, Ty, 1995-98  
 Arista, Danny, 1988  
 Arledge, Richard, 1975-77  
 Armour, Anthony, 1992-93, 95-96  
 Armstrong, Sonny, 1961-62  
 Arnold, Jim, 1967  
 Artebrun, E. F., 1950-51

*Please contact the Texas Tech Athletic Athletics Communications Office, in writing, with any changes, corrections or additions to this list.*

Austin, Don, 1940-42  
 Avent, John, 1965-67  
 Awe, Micah, 2012-  
 Aycock, Greg, 2003-05  
 Aycock, Ryan, 2000-03  
 Ayers, Ross, 1930-32  
 Aylor, Scott, 1991-94

### -B-

Bachman, Thomas, 2002-03  
 Baer, Terry, 1978-81  
 Bailey, Michael, 2002-03  
 Bailey, Sam, 1976-78  
 Baillio, Loyce J., 1940-41  
 Bain, Tyrus, 1939-41  
 Baine, Michael, 1982  
 Bagley, Brandon, 2012-  
 Bake, Dek, 2004, 06  
 Baker, Byron, 1993  
 Baker, Cody, 2005  
 Baker, Elva, 1931-33  
 Baker, John T., 1948-50  
 Baker, Kenny, 1965-67  
 Baker, Renie, 1980-81  
 Baker, Tim, 1997-00  
 Balch, Jerry Don, 1963-64  
 Bales, J.W., Mg., 1967  
 Balfanz, Ralph, 1937-38  
 Ballard, James, Mgr., 1974-75  
 Ballew, Jess Lee, 1942  
 Banks, Kenneth, 1990  
 Banks, Shawn, 1992-95  
 Barbee, Britton, 2007-09  
 Barber, Don, 1956-57  
 Barfoot, Clayton, 1936-37  
 Barginear, Wayne, 1964-65  
 Barker, Brian, 1992  
 Barksdale, David, 1986  
 Barlow, Joe, 1934-35  
 Barnard, Chas. F., 1937  
 Barnes, Joe, 1971-73  
 Barnes, Mike, 1975  
 Barnes, Zach, 2013-  
 Barnett, Bill, 1943  
 Barnett, Gene V., 1937-38  
 Barney, Phil, 1969-71  
 Barr, Aundrey, 2010-  
 Barrington, Paul, 1951-52  
 Barron, Mickey, 1958-59  
 Barron, Vernon, 1950-53  
 Barteer, Eric, 2001-02  
 Bartel, Gary, 1972-74  
 Barton, Brent, 1989-90  
 Barton, Raymond, 1932-33  
 Bass, Jeff, Tr., 1977-78  
 Bass, Sheldon, 1994, 96  
 Batch, Baron, 2006, 2008-10  
 Bates, Ricky, 1973-75  
 Baty, Gaines, 1970-72  
 Baugh, David Lynn, 1964-66  
 Baze, Winfred, 1934-35  
 Bean, Gerald, 1982, 1985  
 Bearden, Bob, 1965  
 Beauchamp, J. V., 1933-35  
 Beavers, Dusty, 1992-93  
 Beery, Charlie, 1973-74

Beicker, James, 1973  
 Bechtol, Hubert, 1943  
 Bell, Javon, 2012  
 Bell, Jerry, 1957-58  
 Bell, Leroy  
 Benefield, Mike, 1996  
 Bennett, Jimmy, 1967-69  
 Bentley, Gene, 1956-58  
 Berlingeri, Angel, 1976  
 Bernwanger, Brian, 1971-73  
 Bergman, Kim, 1973-75  
 Best, Robert, 1969-71  
 Biggurs, Charlie, 1990-92  
 Bingham, Francis, 1939-41  
 Bingham, Park, 1972  
 Bird, Bront, 2007-10  
 Birdwell, John R., 1944  
 Birdwell, Russell, 1945-46  
 Birkholz, Chris, 1998-00  
 Bischofberger, Brett, 2004-05  
 Bishop, Brian, 2004  
 Bishop, Ryan, 2001-04  
 Blackburn, W. E., 1925-27  
 Black, Clyde, 1944  
 Blackshear, Rodney, 1987-91  
 Blair, Roy, 1961  
 Blanda, Peter P., 1941  
 Blanton, Charlie, 1954-56  
 Bluntzer, Bob, 1952  
 Bloxom, Tom, 1974  
 Boatwright, Mark, Tr., 1981-82  
 Bolch, Bill, Mgr., 1972  
 Bomar, Jerry, 1974-75  
 Bonds, Doug, 1989  
 Bongo-Wanga, Loliki, 2002-03  
 Booe, Jackie, 1965-66, 68-69  
 Bostick, Thurman, 1937  
 Boswell, Roland, 1984-85  
 Bothwell, Bill, 1975-76  
 Bounds, Mark, 1991  
 Bowdre, David, 1983-84  
 Bowles, Don, Mgr., 1983-86  
 Bowman, Andrew, 2012  
 Bownds, Reagan, 1995, 97-99  
 Box, Sammy, Tr., 1977-80  
 Boyd, Marcus, 2000-03  
 Boyd, Russ, Tr., 1976-78  
 Boyer, Gary, 1952-54  
 Boysaw, Ricky, 1984-87  
 Bozeman, Randy, 1981-83  
 Bradham, Parker, 2013  
 Bradshaw, Calvin, 2004  
 Bradshaw, R. D., 1952-55  
 Brandon, Vincent, 1991  
 Branson, Leland, Tr., 1982  
 Brawner, Judson, 1948-49  
 Brenner, David, 2013-  
 Brenner, Wich, 2000-03  
 Breuer, Lou, 1966-68  
 Brewer, Michael, 2012-2013  
 Brewer, Robert, 1943  
 Briggs, Derrick, 1998-00  
 Brinker, Brik, 2007-09  
 Brinkley, Sylvester, 2004-05  
 Brisco, Michael, 1989

Britton, Edward, 2006-09  
 Brixey, Jeryl L., 1985-86  
 Broadfoot, Hal R., 1954-56  
 Brock, Bryan, 1984  
 Brock, Jim, 1958-60  
 Brooks, Charles, 1952  
 Brooks, Donny, 1991-93  
 Brooks, Tyrone, 1993  
 Brosseau, Tom, 1972  
 Brothers, Buddy O., 1928-30  
 Broussard, Jamall, 2000  
 Brown, Baylen, 2013-  
 Brown, Dale, 1979, 1981, 1983  
 Brown, Darwin, 1996-98  
 Brown, David, 1950-52  
 Brown, Fred, 1943-47  
 Brown, James, C., 1937  
 Brown, Jody, 1993-96  
 Brown, Joe, 1966-68  
 Brown, Ross, 1948-49  
 Brown, Steve, Tr., 1970-72  
 Brown, Sylvester, 1974-76  
 Brown, Tony, 1990-91  
 Brown, Wm. L., 1939-40  
 Browning, David, 1969-71  
 Browning, James P., 1943  
 Browning, Jess L., 1935-36  
 Browning, Leslie, 1934-36  
 Broyles, Bobby, 1948-50  
 Bruce, Joe, 1954-55  
 Bryan, Bill, 1952-54  
 Bryan, Walter, 1953-54  
 Bryant, Dewayne, 1993  
 Bryant, George Marc, 1964-66  
 Bryant, Ted, Tr., 1980-82  
 Brydon, Jonathan, 2009-10  
 Bucy, Rusty, 1999-00  
 Buell, Harold, 1974-76  
 Bufkin, Costin, 1944-45  
 Buford, Maury, 1978-81  
 Bullitt, Terrance, 2010-2013  
 Bunton, Marcus, 2005-07  
 Buntyn, Bobby, 1993  
 Burchett, Brien, 1999  
 Burden, Greg, 1988-90  
 Burge, Landon, 2007  
 Burke, Bill, 1955  
 Burke, Paul, 1993  
 Burley, Ecomet, 1972-75  
 Burnett, Larry, 1972-73  
 Burns, Austin, 2006-09  
 Burns, Chris, 1986, 1988  
 Burns, George, 1976-77  
 Bush, Dartwan, 2010-2013  
 Bushong, Bruce, 1969-71  
 Bustin, Ryan, 2012-  
 Butler, Eric, 1994, 95, 96, 97  
 Butler, Tony, 1967-68  
 Butts, Aubrey, 1933  
 Buzzard, Danny, 1981-84  
 Byers, Ronald, 1981-84  
 Byerly, Daylon, 1974  
 Byrd, Fred, 1935  
 Byrnes, Shawn, 2006-09  
 Byrun, Dean, 1960-62

## ALL-TIME LETTERMEN

### -C-

Cade, Brad, 1994-95  
 Caldwell, Jerry, 1984  
 Calhoun, Charlie, 1937-39  
 Callahan, J. R., 1941-42  
 Callaway, P. C., 1925-26  
 Callis, Andrew, 1997  
 Calvert, Denis  
 Campbell, Cliff, 1974  
 Campbell, Chris, 1976-77  
 Campbell, Cody, 2001-04  
 Campbell, Dave, Mgr., 1979-81  
 Campbell, Doug, 1954-56  
 Campbell, John, Mgr., 1981-82  
 Campbell, Richard, 1966, 68-69  
 Cannon, Dempsey, 1935-36  
 Cannon, Douglas, 1961-62  
 Cantrell, Dylan, 2013-  
 Cappleman, Edgar, 1926-29  
 Capps, Gene, 1948-49  
 Caraway, Doyle, 1940-42  
 Carmichael, Jimmy, 1971-73  
 Carona, Donnie, 2008-11  
 Carpenter, Beau, 2011-2013  
 Carpenter, George, 1949-50  
 Carpenter, Hurley, 1925-28  
 Carr, Steve, 1989-92  
 Carrell, John, 1963-65  
 Carruth, Erik, 1996-98  
 Carter, Brandon, 2006-09  
 Carter, Carl, 1982-85  
 Carter, Charles, 1952  
 Carter, James, 1949-50  
 Carter, Jeff, 1988  
 Carter, John, 1992  
 Cartwright, Robby, 1996-98  
 Case, Harry, 1970-72  
 Caudle, Craig, 1980-82  
 Caughlin, Robert, 1977-78, 1980  
 Cavazos, Bobby, 1951-53  
 Cavazos, Dick, 1949-50  
 Cavazos, Sone, 1994-96  
 Cecil, James, 1964-65  
 Cecil, Toby, 2000-03  
 Chafin, Greg, 1981  
 Chambers, Sid, 1982-85  
 Chance, Andy, 1991  
 Chandler, Corey, 1994, 95-97  
 Chandler, Damian, 2001  
 Chandler, Freddie, 1973  
 Chapman, Miles, 1937  
 Charbonnet, Daniel, 2006-08  
 Charbonnet, Taylor, 2008-09  
 Chase, Joe, 1983, 1985  
 Cheatham, Earnest, 1974  
 Cheek, Harris, 1937-38  
 Chernosky, Maurice, 1936-37  
 Cherry, Randall, 2002-05  
 Chester, Alex, 2011-  
 Chidozie, Dion, 2010  
 Christensen, Lennard, 2000-02  
 Christian, Daniel, 2004-05  
 Clark, Adrian, 1932-34  
 Clark, Jim, 1950  
 Clark, Kyle, 2011-  
 Clark, Le'Raven, 2012-

Clark, Tracey, 1992  
 Clecker, James, 1945  
 Clemmons, Jason, 1992-93  
 Cline, Bobby, 1957, 59-60  
 Close, Bobby, 1949-51  
 Close, Edgar, 1931  
 Cluff, Ron, 1982  
 Coats, Jack, 1942-46  
 Cobb, Daniel, 2010-2012  
 Cockburn, Jackie, 1948-52  
 Cockrell, Joe, 1983  
 Cockrum, Keith, 1996-99  
 Cole, Ansel, 1983, 1985  
 Cole, Curt, 1979-81, 1983  
 Cole, Floyd, 1957-58  
 Cole, Kevin, Mgr., 1984-87  
 Coleman, Hunter, 2005  
 Coleman, Marcus, 1992-95  
 Collier, Blake, 2006-07  
 Collingsworth, Justin, 1996-98  
 Collins, Chad, 1984  
 Collins, Jim, 1955  
 Cones, Tommy, 1972-74  
 Conley, James Bud, 1949-50  
 Cook, Cliff, 1972  
 Cook, Phil, 1950-51  
 Cooper, Eric, 2000  
 Cooper, Justin, 2012  
 Cooper, Randy, Tr., 1974-76  
 Copeland, Jeff, 1977-79  
 Cordell, J. R., 1951-52  
 Corker, Shawn, 2011-  
 Corley, Davis, 1970-72  
 Corley, Vaughn, 1926-28  
 Corn, Roger, 1992-93  
 Cornelius, Samuel, 1963-64  
 Costas, Nick, 1973  
 Costilla, Brant, 2012  
 Countryman, Stan, Tr., 1977-78  
 Cowan, Boyd, 1985-88  
 Cox, George, 1966-67  
 Cox, T. M., 1943-45  
 Crabtree, Michael, 2007-08  
 Craig, Stephen, 1993  
 Crain, Alton, 1992-94  
 Crawford, Aaron, 2007-11  
 Crawford, Bob, 1933  
 Crawford, Dorian, 2013  
 Crawford, Pat, 1948-49  
 Crawford, Tim, 1982-85  
 Crenshaw, Ray, 1947  
 Crews, George, 1952  
 Crews, J. J.  
 Crider, Richard, 1954-55  
 Cripps, Keith, 1991  
 Crisp, Jamaal, 1998  
 Criswell, Marty, 1970  
 Crites, Harold, 1929-32  
 Crocker, Don, 1970  
 Crombie, Jeff, 1978-81  
 Crossley, Lewis, 1950-52  
 Crosson, Harold, 1941-42  
 Crow, M. J., 1942  
 Cudd, Warren, 1941-46  
 Culpepper, Will, 1997-00  
 Cumbie, Sonny, 2002-04

Cumby, Keith, 1996  
 Cummings, Billy, 1978-80  
 Cummings, L. M., 1978-80  
 Cummings, Ted, 1946  
 Cunningham, Wilbert, 1975-77  
 Curfman, Leonard, 1932-34  
 Curfman, Raymond, 1936-37  
 Curtis, Kevin, 1998-01  
 Curtis, Trey, 1991

### -D-

Dailey, Bill, 1925  
 Dale, Bouvier, 1985-87  
 Daniels, Charles, 1939  
 Daniels, H. L., 1961-63  
 Daniels, Tony, 1993-94, 96  
 Darden, Tony, 1994, 95-97  
 Darnell, Randy, 1981  
 Darr, Gene, 1965-67  
 Darr, Jewell, 1930  
 David, Robert, 1967  
 David, Stan, 1981-83  
 Davis, Cody, 2000-02  
 Davis, Cody, 2009-2012  
 Davis, Glenn, Tr., 1975-78  
 Davis, Greg, 1975-77  
 Davis, Hollis, 1951-52  
 Davis, Jon, 1992-94  
 Davis, Jordan, 2012-  
 Davis, Reginald, 2013-  
 Davis, Scott, 1982-85  
 David, William D., 1927-29  
 Dawson, Keyunta, 2003-06  
 Dawson, Wayne, 1982-84  
 Dees, Blake, 2011-203  
 DeLagerheim, Mike, 1990  
 Dellinger, Floyd, 1957-58  
 DeLoatche, Darren, 1989  
 Dennison, Fussell, 1925  
 Denton, Jeff, 2002  
 DePasquale, John, 1998-00  
 Derryberry, Mike, 1987-89  
 DeWitt, Howard, 1926-28  
 Dewhurst, Brett, 2008-11  
 Dillion, Jack, 1943-45  
 Dixon, Charlie, 1955-57  
 Dixon, McKinner, 2005, 08  
 Dodd, Billy, 1939  
 Dodds, Ray Gene, 1948-49  
 Doege, Seth, 2009-2012  
 Doiron, Gary, 1968  
 Donahue, Ryan, 1993-96  
 Dooce, C. A., 1930  
 Dorris, Derek, 1997-00  
 Dorrough, Armon, 2002  
 Doss, Gene W., 1950  
 Douglas, Brandon, 2004-05  
 Douglas, Cornelius, 2009-2012  
 Douglas, Don, 1952-53  
 Douglass, Tom, 1939-41  
 Dove, Marc, 1969-71  
 Dowdy, Bruce, 1968-70  
 Dowell, G. C. (Mule), 1932-34  
 Doyle, Wells Thomas, 1963-64  
 Drye, Carrol, 1949-50  
 Dubiski, Brian, 1988-91

DuBose, Bill, 1988-90  
 DuBuc, Matt, 1993-96  
 Duckett, Adell, 2001-04  
 Dudley, David, 1974-75  
 Dudley, Don, 1943-44  
 Dudley, Norman, 1954-55  
 Duffie, Tim, 1996-99  
 Duke, Charles  
 Duke, Richard H., 1951  
 Duncan, Brian, 2007-10  
 Duncan, Jesse Robert, 1939-41  
 Duncan, Leonard, 1978-80  
 Duncan, W. Doug  
 Dunn, Shane, 1994-96  
 Duniven, Tommy, 1974-76  
 Dupre, Larry, 1976-77  
 Durden, Tony, 1984, 1986-87  
 Durham, Giorgio, 2011-  
 Durham, Jack, 1928-31  
 Duval, Charles, 1934-36  
 Duvall, Jason, 1988-91  
 Dvoracek, Charlie, 1939-41  
 Dyas, Harry, 1991  
 Dyer, Jim, 1968-70  
 Dyer, Tom, 1973-74  
 Dykes, Jimmy, 1954-55

### -E-

Earhart, Ralph, 1946-48  
 Earl, Don, 1978-80  
 Earnest, LaShon, 1994  
 Easterling, James, 1997-00  
 Eaton, Leric, 1989-90  
 Eddington, Clifton, 2005  
 Edgemon, Charles  
 Edmonds, Freeman, 1929  
 Edrington, Walter, 1947  
 Edwards, Derreck, 2012-2013  
 Edwards, Don, Mgr., 1977-79  
 Edwards, Jimmie Don, 1964-66  
 Edwards, Lonnie, 2008-11  
 Edwards, Pete, 1950-52  
 Edwards, Stan, 1965-67  
 Eguavoen, Sam, 2011-  
 Elam, Brad, 1990-93  
 Elbert, Jerry, 1960-62  
 Elder, Fletcher, 1952  
 Elliff, David, 1982-83  
 Elledge, Earl Ben, 1963  
 Elliott, John, 1987-88  
 Elliott, Lin, 1989-91  
 Elliott, Lynn, 1954-55  
 Elliott, Tommy, 1953-56  
 Ellis, Ferlis, 1986  
 Ellis, James Alvis, 1963-64  
 Elmore, Ken, 1951-53  
 Emerson, Alan, 1975-77  
 Emert, Blake, 2008, 2010  
 English, Pete, 1952  
 Erickson, Paul, 1999-01  
 Ervin, Adrian, 1995, 96, 97  
 Erwin, Paul, 1951-53  
 Erxleben, Ryan, 2009-2013  
 Escue, Tim, 1988  
 Esiaba, Bobby, 2013-  
 Estes, Pat, 1975



## ALL-TIME LETTERMEN

Ethridge, Richy, 1980-81  
Eubanks, Darrell, 1954  
Evans, Charles, 1967-69  
Evans, Craig, 1967  
Evans, James, 1942  
Evans, Kindred, 2011-  
Evans, Kirk, 1985-87  
Evans, Ricky, 1973  
Everett, Eric, 1984-87

### -F-

Falemi, Olaoluwa, 2012-2013  
Farrar, Frank, 1950  
Farris, Ervin, 1985-88  
Farris, Pat, 1941  
Farst, Mike, 1977  
Fehoko, Sam, 2008-10  
Feldt, Blake, 1980-82  
Felton, Eric, 1975-77  
Felix, Pat, 1973-75  
Ferguson, Ronald, 1989-90  
Fewin, Hugh, 1954-56  
Fiebiger, Jerod, 1993-95  
Field, Brady, 1992  
Fielder, Ric, 1997-98  
Fikes, Jay, 1954  
Fikes, Ralph, 1925  
Filani, Joel, 2003-06  
Finau, Tomi, 2000  
Fincannon, Mark, 1968-70  
Fisher, Aaron, 2010-2013  
Fite, Joe, 1995, 96, 97  
Fitzgerald, Scott, 1991-94  
Fitzhugh, L. W., 1952-53  
Fitzpatrick, John, 1974  
Flannel, Jared, 2008-11  
Flowers, Larry, 1976-79  
Flugence, Lawrence, 1999-02  
Flushe, Raymond, 1938-39  
Ford, Rocky, Mgr., 1986  
Ford, Steve, 1981  
Ford, Will, 2009-10  
Fortenberry, Rashad, 2012-  
Fortner, Elmer, 1933-34  
Foster, Dee, 1992-94  
Foster, Robert, 1961-62  
Foster, Sadale, 2012-2013  
Foster, Tanner, 2010-11  
Fowler, Clovis  
Fowler, Cory, 2006-08  
Fox, Denton, 1967-69  
France, Lawrence, 1930-31  
Francis, Carlos, 2000-03  
Franks, Jacoby, 2008-11  
Fraser, George, 1959-61  
Frasure, Jim, 1973-74  
Frazier, Greg, 1976-77  
Freeman, Claskel, 1992  
Freeman, Roger, 1966-68  
Frisbie, Duke, 1954-57  
Fromm, Ulysses, 1925  
Fulks, Walter, 1931  
Fuller, Bob, 1964-65  
Fuller, Cody, 2002-04  
Fuller, Lance, 2005-08  
Fung, Donald, 1951-52

Furgerson, Tom, 1971-73  
Fyfe, Kramer, 2012-

### -G-

Gaines, J.J., 2012-  
Gaines, Stephen, 1992-93  
Gallington, Deveric, 2009-2012  
Gandy, Dylan, 2001-04  
Gann, Ricky, 1982-84  
Garcia, Jesse, 1980-81  
Garcia, Joe, 2004-07  
Gardenhire, Tal, 1985  
Gardner, John, 1972-74  
Garland, Stoney, 1997  
Garner, Bobby, 1948-50  
Garnett, Isaac, 1985-88  
Garrett, Luther Ray, 1963  
Garrison, Jerry, 1960-62  
Gatewood, Robin, 1981  
Gaulding, Jacke, 1952  
Geddie, Ralph, 1946-47  
Gerlich, Bryan, 1988-91  
Gesch, Mark, 1978-80  
Gettys, Marshall, 1946-49  
Giddens, Brian, 1997-00  
Gilbert, Brad, 1939  
Gilbert, Craig, Tr., 1972-73  
Gilbert, Larry, 1965-67  
Gilbreath, Byron, 1940-42  
Giles, Jamie, 1978-80  
Gill, Jamie, 1988-91  
Gill, Kenneth, 1963-65  
Gill, Roger, 1961-63  
Gillespie, Campbell, Tr., 1979-80  
Gilley, T. L., 1938-39  
Gillenwater, E. W., 1942  
Gilmoore, Braxton, 1933-34  
Gimmell, James, 1945  
Gladson, Charles, 1962-64  
Glover, Nehemiah, 2001-04  
Godeke, Harry F.  
Goff, Charles R., 1949  
Golden, Gary, 1966-68  
Graham, Charles R., 1963-65  
Graham, Lonnie, 1954-56  
Grammer, Kelly, 1980  
Grane, Grady  
Grant, Jakeem, 2012-  
Grantham, Terry, 1974  
Graves, Frank, 1950-51  
Graves, Pearlle, 2010  
Gray, Don, 1950, 1952-53  
Gray, James, 1986-89  
Gray, Jonathan, 1997-99  
Greaser, Jaret, 1995-98  
Greathouse, Clinton, 2000-02  
Green, Dick, 1929  
Green, Pat, 1952-53  
Green, Robert, 1948-49  
Green, Tony, 1972, 1974-75  
Greene, Wilmer, 1937-38  
Greer, Toby, 1931-33  
Gregory, Clinton, 1948-49  
Greve, John, 1980-81  
Grief, Ross, 1960  
Griffin, Ben, 2004

Griffin, J.J., 2008  
Griffis, Guy, 1964-66  
Griffith, Randy, 1973  
Grigg, Dicky, 1967-69  
Grimes, Dennis, 1960-62  
Grimes, Don, 1971-73  
Grimes, Robert, 1985  
Guerra, Jonthan, 2010-11  
Gulley, J. L., 1947-48  
Gurley, Dan, 1958-60  
Guy, David, 1993  
Guzick, Frank, 1936-38

### -H-

Hacker, James, 1961  
Haddon, Robert, 1997-98  
Hadnot, James, 1976-79  
Hahn, Jamie, 1967-69  
Hale, Billy, 1941-42  
Hale, Ryan, 2006-09  
Haliburton, Ryan, 2009  
Hall, Brian, 1974-76  
Hall, Gabe, 2005-06  
Hall, Robert, 1990-93  
Hall, Rodney, 2013-  
Hall, Von, 1990  
Hallmark, G. B., 1925  
Hamby, Stephen, 2007-08  
Hamill, Gene, 1951-52  
Hamilton, Adrian, 2007  
Hamilton, J.B. (Red), 1925  
Hamilton, Larry, 1973-74  
Hamm, William O., 1929  
Hancock, Aaron, 1995  
Haney, James, 1965-67  
Hansen, Jayson, 1996, 97  
Hanson, Joselio, 2001-02  
Hanspard, Byron, 1994-96  
Hardaway, Danny, 1969-70  
Hardwick, Pat, Tr., 1977-79  
Hardy, Jack, 1927  
Hardey, Eugene, 1944-46  
Hargrave, Larry, 1968-70  
Harland, Claude, 1953-54  
Harlien, Matt, 1979-80, 1982-83  
Harmon, Clayton, 2001-02  
Harmon, Phillip, 1938-39  
Harmon, Steve, Tr., 1970-72  
Harrell, Graham, 2005-08  
Harrelson, Mark, 1977-78  
Harris, Craig, 1975-77  
Harris, Denny, 1978-81  
Harris, Don, 1952, 1955  
Harris, Donald, 1987-88  
Harris, Ely, 1931-33  
Harris, Jamie, 1980-81  
Harris, L. D., 1925-27  
Harris, Leonard, 1981-83  
Harris, Marion, 1932-34  
Harris, Steven, 2007  
Harrison, Joe T., 1949-50  
Harrison, Scott, 1988  
Hart, Donnie, 1995-98  
Hart, Jim, 1979-80, 1982-83  
Hartfield, Preston, 2001-02  
Hartsfield, Pat, 1954-57

Harvey, Riley, 2009  
Hasley, Don, 1990-92  
Hastings, Brad, 1983-86  
Hatch, Alan, 1976  
Hatch, Tim, 1949-50  
Hatchett, Jerry, 1980  
Hatfield, Jesse, 1954-55  
Haverty, Trey, 2001-04  
Havili, Sione, 2003-04  
Hawk, Rashad, 2008  
Hawkins, Bobby Eugene, 1950  
Hawkins, Ernest Ray, 1944, 46, 50  
Hawkins, Joey, 2003-04  
Hawkins, Jonathan, 1997-01  
Haws, Hartsell, 1952  
Hayden, Milburn, 1947-48  
Haywood, Kenny, 1995  
Hayhurst, Marlin, 1927  
Haynes, Harlod, 1948  
Hays, Bobby, 1943-44  
Hazelwood, Mark, 1968-70  
Head, Garland, 1941-42, 45-47  
Heider, Matt, 1998-01  
Hempel, Henry, 1928  
Henderson, Bud, 1949  
Henderson, Jim, 1956-58  
Henderson, Keith, 1984-86  
Henderson, Taurean, 2002-05  
Henderson, Zac, 1946-49  
Hendley, Jeff, 1978  
Hendrix, Ed, 1993-95  
Henington, Troy, 1986-89  
Henkel, James R., 1964-66  
Henley, Rajon, 2006-09  
Hennig, Ray, 1973-75  
Henry, Jack, 1956-57  
Henry, Kenneth, 1925  
Herchman, Bill, 1954-55  
Hernandez, Jeremy, 1996-98  
Herndon, Bev, 1961-62  
Herr, Ronnie, 1952-56  
Herring, Durwood, 1939  
Herro, George, 1970-73  
Hibler, Milton, 1970-71  
Hicks, Brad, 2011  
Hicks, Jarrett, 2003-06  
Hightower, Wes, 1980-82  
Hildebrandt, Kelly, 2006-07  
Hill, Bruce, 1990-93  
Hill, Buddy, 1953-57  
Hill, Chad, 2004, 06-07  
Hill, David, 1976-79  
Hill, Harland, 1997  
Hill, Jon, 1971  
Hill, Lloyd, 1990-93  
Hill, Milton, 1938-40  
Hill, Norman, 1981-83  
Hill, Volney, 1925-28  
Hilligoss, Jack, 1948-49  
Hilton, Hayes, 1952, 1954-55  
Hines, Anthony, 2005-08  
Hinson, Jack, 1945  
Hitchcock, Matt, 1931-33  
Hitzelberger, Bill, Mgr., 1972  
Hix, Robert, 1948-50  
Hobbs, Rod, 1994-95

## ALL-TIME LETTERMEN

Hodges, Cody, 2002-05  
 Hodges, J. Clarence, 1928-30  
 Hodges, Gerald, 1960  
 Hodges, Slade, 2003-05  
 Hodson, King, 1990  
 Hoefler, Landon, 2006-08  
 Hoffman, Steve, 1991-92  
 Hogue, Summitt, 2012-2013  
 Holcomb, Bill, 1934-36  
 Holladay, Mike, 1967-69  
 Holland, Jay, 2002-03  
 Holley, Don, 1954  
 Holley, John, Mgr., 1979-82  
 Holmes, Bob, 1937-38  
 Holmes, Pat, 1959-61  
 Holub, E. J., 1958-60  
 Hood, Floyd, 1956-57  
 Hooper, Byron, 1989-91  
 Hooper, Tony, 1992  
 Hoskins, Cliff, 1972-75  
 Houston, Catron, 2005  
 Howard, Daniel, 2007-09  
 Howard, E. Shester, 1963-65  
 Howard, John, 1968-69  
 Howard, Julius, 2007-10  
 Howard, Paul, 1999  
 Howard, Ray, 1951-54, 1956  
 Howard, Thomas, 1974-76  
 Howell, Harlan, 1930  
 Hoyle, Andy, 1969-71  
 Hrnrcir, Pat, 1982-83  
 Hubert, Cquelin, 2010-11  
 Hudler, Chris, 2003-06  
 Hudson, Doug, 1954-55  
 Hudson, Hal, 1963, 1965-66  
 Huffman, Antonio, 2003-06  
 Hughes, Chris, 1995  
 Hughes, Van, 1979, 1981  
 Hulme, Jeff, 1989-91  
 Humphrey, Jim, 1946  
 Hunnicutt, Mike, 1991-93  
 Hunt, Aaron, 1999-02  
 Hunt, Bobby, L., 1951-54  
 Hunt, Coolidge, 1960-62  
 Hunt, Gene, Mgr., 1979-80  
 Hunter, Rickey, 1997-00  
 Hunter, Victor, 2007-09  
 Hurd, Shawn, 1992-95  
 Hurley, Joe Ray, 1964-66  
 Hurst, Harold, 1970-71  
 Hurst, Jessie, 1986-89  
 Hurt, Howard, 1953-55  
 Hutchins, E. J., 1949  
 Hutchison, Anthony, 1979-82  
 Hyder, Kerry, 2010-2013

### -I-

Illrons, Dan, 1975-77  
 Irons, Ed, 1940-42  
 Isaac, Larry, 1973-76  
 Ingram, Dicky, 1970  
 Ingram, Russell, 1970-72

### -J-

Jackson, Artis, 1984-87  
 Jackson, Branden, 2012-

Jackson, Charles, 1984-85  
 Jackson, Dee, 1997-00  
 Jackson, Earl, 1949-59  
 Jackson, Hugh, 1950  
 Jackson, Jamaal, 2003-04  
 Jackson, Jiggs, 1944-45  
 Jackson, Kevin, 1990-91  
 Jackson, Leete, 1946-47  
 Jackson, Mark, 1979-80  
 Jackson, Mike, 1979-81  
 Jackson, Peter R., 1949-50  
 Jackson, Shawn, 1991-93  
 Jacobson, Tanner, 2013  
 James, Adam, 2008-11  
 Janes, Norman, 1952-55  
 Janke, Albert, 1974  
 Jansen, J.P., 1999  
 January, Glenn, 1974  
 January, Glenn Jr., 2003-06  
 Jasin, P.J., 1996  
 Jay, Jimmy, 1941-42  
 Jenkins, Malik, 2013-  
 Jennings, Leslie, 1926-27  
 Jeffers, Harrison, 2009-10  
 Jiles, Dwayne, 1980-81, 1983-84  
 Jobe, Jeff, 1972-74  
 Jobe, Taylor, 2003  
 Joeckel, David, 1979-82  
 Johnson, Anthony, 1983-84  
 Johnson, Byron, 2000-03  
 Johnson, C.J., 2000-01  
 Johnson, Chad, 2003-04  
 Johnson, Dane, 1994-97  
 Johnson, D.J., 2009-2012  
 Johnson, Elbert, 1948-50  
 Johnson, Jake, 2007-08  
 Johnson, James, 1984-86  
 Johnson, Jerry, 1951-54  
 Johnson, Mark, 1977-79  
 Johnson, Marquis, 2004-05  
 Johnson, Michael, 1984-87  
 Johnson, Robert, 1993-96  
 Johnson, Robert, 2005-06  
 Johnson, Rufus, 1983  
 Johnson, Sean, 1993-95  
 Johnson, Willie, 1981-82  
 Joiner, Robby, 1992-93  
 Joines, Jimmy, 1954  
 Jones, Brandon, 2003-06  
 Jones, Brian, 2005, 07  
 Jones, Bruce, 2012-2013  
 Jones, Calvin, 1972-74  
 Jones, Casey, 1994-96  
 Jones, Darrell, 1998-01  
 Jones, Everett, 1952  
 Jones, Forrest, 1938-39  
 Jones, Jason, 1996, 98  
 Jones, John P., 1950-52  
 Jones, Larry, 1961-62  
 Jones, Leonard, 1984-86  
 Jones, Lewis, 1935-37  
 Jones, Louis, 1973-74, 1976  
 Jones, Philip, 2006  
 Jones, Richard, 2006-09  
 Jones, Roger, 1978-80  
 Jones, Ryan, 1994-96

Jones, Sam Cleman, 1933-35  
 Jones, Scott, 1995  
 Jordan, Curtis, 1973-75  
 Jordan, Trent, 1966  
 Joseph, Johnson, 1995  
 Julian, Mark, 1976-77  
 Junell, Robert, 1967-68

### -K-

Kacal, Kenny, 1997-98  
 Karam, Jacob, 2010-11  
 Kaster, Jared, 2012-  
 Katrola, Alvin, 1926-29  
 Kattner, Ken, 1968-69  
 Kaufman, Ben, 1993-96  
 Kautz, Karl, 1954-55  
 Keck, Casey, 2000-03  
 Keenan, Trey, 2013-  
 Keeney, Floyd, 1973-74  
 Keeney, Mike, 1977  
 Keesee, Aaron, 1984-86  
 Kegans, Bryan, 2002-05  
 Keith, Jeff, 1984-87  
 Kelley, Billy R., 1945-48  
 Kelley, Blake, 2009-10  
 Kelly, Don, 1976-78  
 Kempf, Rick, 1980  
 Kennard, Marcus, 2011-2012  
 Kennedy, Gary, 1971  
 Kenney, Chris, 1992  
 Kensing, Tracy, 1978-80  
 Keown, Justin, 2007-11  
 Kerns, Dane, 1978-80  
 Kent, Willie, 1973  
 Kight, Lance, Mgr., 1975-77  
 Knighton, Chris, 2010-2013  
 Kilcullen, Bob, 1953-56  
 Kimbrough, Jesse, 1981-83  
 King, Don, 1966-68  
 King, Robert, 1992-93  
 King, Wendell, 1954  
 Kingsbury, Kliff, 1999-02  
 Kinney, Mike, 1990  
 Kinsey, Mike, 1982-85  
 Kirk, Ronnie, Tr., 1980-82  
 Kirkpatrick, Ben, 1989-92  
 Kirkpatrick, Jack, 1952-55  
 Kittle, Eddie, 1985-88  
 Kleinert, John, 1969-71  
 Klinger, John, 1975-76  
 Knaus, David, 1972-74  
 Knight, Pat, 1965-67  
 Knighton, Chris, 2011  
 Knowles, Jeff, 1993-94  
 Knowles, Sid, 1928-29  
 Knox, Jimmy, 1957-58  
 Kocurek, Kris, 1997-00  
 Koester, Ed, 1976  
 Kolbye, Kevin, 1978-80  
 Krahl, Jimmy, 1975-77  
 Kummer, Kenneth, 1952-55  
 Kuykendall, David, 1973-76  
 Kyzar, Bobby, 1954-55

### -L-

Labaj, Stance, 1991-92  
 LaCour, Jonathan, 2007-08, 2010

Lambert, Bobbie, 1952-53  
 Lambert, Bryan, 1982-83  
 Lambert, Gregg, 1980-82  
 LaMaster, Cyrus, 1933  
 Lancaster, Randy, 1972  
 Lane, Dennis, 1967-69  
 Lang, Jerome, 1993, 1995  
 Langford, George, 1929-31  
 Langehennig, Miles, 1969-71  
 Langley, Donald, 2010-2011  
 Lassiter, J. H., 1962  
 Latch, Leonard, 1937-38  
 Lautenslager, John, Mgr., 1974-76  
 Lavender, Jayson, 1993-94  
 Law, Dan, 1955-57  
 Lawhorn, Floyd, 1944-47  
 Lawson, Homer, 1944  
 Lawson, Steve, 1972  
 Lawson, Ted, 1969  
 Lawton, Billy, Tr., 1987  
 Ledbetter, Newiman, 1940-41  
 Lee, Bryan, 1984-87  
 Lee, Nick, 1995-96, 98  
 LeFleur, Greg, Mgr., 1982-84  
 Leinert, Mike, 1965-67  
 Lemons, Devin, 1997-00  
 Leonard, Renaldo, 1990  
 Leong, Lyle, 2007-10  
 Lerma, Carlos, 1957  
 Lethridge, Zebbie, 1994-97  
 Levens, Randy, 1973  
 Lewis, Detron, 2007-10  
 Lewis, Don, 1951-53  
 Lewis, Glenn, 1944, 1946-48  
 Lewis, Howie, 1977, 1979  
 Lewis, Kobey, 2006-07  
 Lewis, Robert, 1981-84  
 Lewis, SirDon, 2002-05  
 Lillis, Steve, Tr., 1981-82  
 Linder, Ty, 2006-07  
 Lindsey, G. B., 1948  
 Linne, Alton, 1950-52  
 Liscio, Mike, 1989-92  
 Lloyd, Dave, 1955  
 Lockhart, Jesse, 1927  
 Loper, Daniel, 2001-04  
 Lorenz, Larry, 1988  
 Lott, Charles, 1988-89  
 Lovelace, Jerry L., 1964-66  
 Lovelace, Johnny, 1960-62  
 Lovelace, Leon, 1966-68  
 Lowe, Andy, 1971  
 Lowe, Glenn, 1939-41  
 Lowery, Floyd, 1967  
 Lowery, V. Leo, 1963-64  
 Lowrance, Greg, 1969-71, Trainer  
 Lowrey, Curtis, 1997-99  
 Lucas, Tom, 1952  
 Lupal, Carlton, 1933  
 Lusk, Tommy, 1973-75  
 Lyckman, Boyd, Mgr., 1972-74  
 Lyman, Bill, 1948-49  
 Lynch, Terry, 1986-88  
 Lynn, Anthony, 1988-91  
 Lyons, Harold, 1970-72



## ALL-TIME LETTERMEN

### -M-

McAfee, Dudley, 1987, 1989  
 McAuley, Jay, 1981-84  
 McBath, Darcel, 2005-08  
 McBride, Joe, 1987-88  
 McBride, Mike, 1984-87  
 McCain, Aubrey, 1971-73  
 McCanies, Gene, 1948-49  
 McCann, Ivory, 2001-02  
 McClellan, J. C., 1948  
 McClendon, Paul, 1998-01  
 McCorkle, Andre, 2009-10  
 McCormick, Matt, 2000-01  
 McCowan, Jeff, 1979-80, 82-83  
 McCoy, Zeno, 1999-00  
 McCright, Gary, 1975-77  
 McCullar, Kevin, 1996-98  
 McCurry, Dorrell, 1946-48  
 McCurry, Lonnie, 1938-40  
 McCutchen, Doug, 1970-72  
 McCutchen, Shae, 1999  
 McDaniel, Terry, 2009-2012  
 McDermand, Wayne, 1968-70  
 McDowell, Anthony, 1988, 91  
 McElroy, D. M., 1932-34  
 McEntire, Charles, 1960-62  
 McFadden, Steven, 1997-98  
 McFarland, David, 1988-90  
 McGill, Jamequinlon, 2005  
 McGinnis, Gathan, 2000-03  
 McGowen, James, 1984-85, 87  
 McGuire, Clay, 2001-04  
 McGuire, Cody, 1994-97  
 McGuire, Monte, 1984, 1986  
 McHenry, Metrick, 1993  
 McIntire, Jim, 1981-84  
 McKeever, Ed, 1932-34  
 McKenzie, Malcolm, 1994-97  
 McKinley, Verone, 1992-95  
 McKinney, Doug, 1982-85  
 McKinney, Jeff, 1977-80  
 McKinney, Rodney, 2001-02  
 McKnight, E. J., 1938-40  
 McKnight, Maxey, 1941-42, 46  
 McLelland, Bill, 1963  
 McMeans, Joe, 1981-84  
 McPherson, Bill, 1952  
 McRoy, Ben, 2010-2012  
 McSwane, Douglas, 1945, 48-50  
 McWhorter, Terry, 1964-66  
 McWilliams, W. D., 1929-30  
 Mack, Johnnie, 2003-04  
 Mackey, Leon, 2011-2012  
 Madison, Wm. C., 1949-52  
 Mahan, Richard, 1960-62  
 Mahler, J. B., 1948  
 Mahoney, Greg, 1976-77  
 Maisel, Harland, 1982-83  
 Majondo-Mwamba, Patrice, 2003-04  
 Malbrough, Anthony, 1997-99  
 Mallery, Marc, 1985  
 Malone, Bill Price, 1962-64  
 Maloney, Walter, 1947-48  
 Maltby, Jay, 1930  
 Mancillas, Bingo, 1990-93

Manyweather, Anthony, 1989-90  
 Marek, Jodie, 1938  
 Marquez, Bradley, 2011-  
 Maroney, Rusty, 1978-80  
 Marr, Paul, 1928  
 Marshall, Donald, 1990-93  
 Martin, Dan, 1998-99  
 Martin, Jimmy, 1948  
 Martin, Larry, 1977-79  
 Martin, Malcolm, 1932-33  
 Martin, Mitchell, 1990  
 Martin, Ralph, 1953-54  
 Martinez, Homer, Mgr., 1979-81  
 Marusak, Dean, 1985-88  
 Mashburn, Josh, 1996  
 Massey, Barton, 1951-53, 1956  
 Mathiasmeier, Tom, 1987-89  
 Mathis, Larry, 1984-85  
 Matulich, Joe, 1967-69  
 May, David, 1968-70  
 May, Jason, 1999-01  
 May, Ralph, 1949  
 Mayfield, Baker, 2013  
 Mays, Derrick, 2010-2013  
 Medin, Wayne, 1954  
 Meeks, Vincent, 2002-05  
 Melcher, Monty, 1986-87  
 Mellott, David, 1974-76  
 Melton, Buster, 1943  
 Mercer, Ronnie, 1969  
 Merrell, Cecil, 1935  
 Merritt, Mickey, 1965-66  
 Meyers, Robert, 1959-60  
 Midkiff, Bo, Tr., 1979-81  
 Milam, Jeremy, 2000-02  
 Mileur, Travis, 1976-78  
 Miller, B. H., 1925  
 Miller, Danny, Tr., 1979-81  
 Miller, Greg, 1981  
 Miller, Mike, Mgr., 1972-74  
 Miller, Tony, 1992-93  
 Milliken, Kenneth, 1960-62  
 Millsapps, Jerry, 1952  
 Mitcham, Brent, 2013-  
 Mitcham, Raymond, 1953-55  
 Mitchell, Derrell, 1992-93  
 Mitchell, Jack, Tr., 1974-76  
 Mitchell, Kelly, 1961-62  
 Mitchell, Roland, 1983-86  
 Mitchell, Stacy, 1994-96  
 Mitchem, Franklin, 2008-10  
 Mock, Mike, 1975-77  
 Moffett, Milton, 1930-32  
 Mohon, Jere Don, 1958-60  
 Molinare, Larry, 1969-71  
 Monaco, Eddie, 1977-79  
 Monroe, Bill, 1974  
 Monroe, Gary, 1972-74  
 Monroe, Robert, 1998  
 Montgomery, Tom E., 1944  
 Mooney, Bob, 1968-70  
 Mooney, Ed, 1966-67  
 Moore, Chad, 1954  
 Moore, Charles, 1955-57  
 Moore, Danny, 1991  
 Moore, Darrin, 2010-2012

Moore, Joe, 1952-53  
 Moore, LaRon, 2007-10  
 Moore, Lee, 1990  
 Moore, Mike, 1991-93  
 Morales, Alfredo, 2012-  
 Morgan, William, Tr., 1985-88  
 Morren, Perry, 1982-84  
 Morris, Byron, 1991-93  
 Morris, Eric, 2005-08  
 Morris, G. B., 1933-34  
 Morris, Gale, 1952  
 Morris, Michael, 1978  
 Morris, Sammy, 1999  
 Mosley, Henry, 1937  
 Mosley, James, 1971-73  
 Mosley, James, 1985-88  
 Moss, Ted, 1946  
 Moughon, John, 1948, 50-52  
 Moyers, R. W., 1945-46  
 Moylan, Jim, 1966-68  
 Mueller, Sid, 1971  
 Mullins, Larry, 1959-61  
 Munlin, Foy, 2000-02  
 Murphy, A. B., 1936-38  
 Murphy, Henry, 1930  
 Murphy, Jason, 1991  
 Murphy, Ross, 1974  
 Myers, Rufus, 1973-75  
 Myles, Byron, 1992-93

### -N-

Nabors, Rafe, 1939-40  
 Nabors, Roland, 1946-47  
 Napper, Charles, 1969-71  
 Nash, David, 1983-84  
 Naughton, Chris, 1989-90  
 Naziruddin, Khalid, 2004-05  
 Neas, Mark, 1990  
 Neboh, Eugene, 2010-2012  
 Neill, Jim, 1936  
 Neill, David, 2008-11  
 Nelson, Brian, 1975-78  
 Nelson, Justis, 2013-  
 Nelson, Minor, 1953-56  
 Nesbitt, Roger, 1957-58  
 Newbold, LaDarrius, 2013-  
 Newby, Hi, Mgr., 1981  
 Newsome, Edwin, 1978-79  
 Newton, Tom, 1969-70  
 Neguma, Thierry, 2013-  
 Nichol, David, 1999  
 Nichols, Murry, 1931  
 Nichols, Steve, Mgr., 1977  
 Nichols, Walker, 1933-35  
 Nickerson, Brent, 2006-09  
 Nickerson, Trent, 2009  
 Nicklaus, Winfield, 1925-27  
 Nicolle, Mike, 1971  
 Nitschmann, Seth, 2003-04, 06  
 Nixon, Freddie, 1989  
 Nixon, Jamie, 1986  
 Nixon, Walter, 1929  
 Norman, Joe, 2000-02  
 Norman, John, 1997-00  
 Norman, Tim, 2002-03  
 Northam, M. C., 1954-57

Norse, Cecil, 1944-46  
 Norwood, Pete, 1967-69

### -O-

O'Block, Buckley, 1991  
 O'Brien, Mike, 1971  
 O'Connor, Robert, 1939-40  
 O'Grady, Bill, 1949-51  
 Odiorne, Charles, 1986-89  
 Odom, James, 1952-54  
 Odom, Johnny, 1969-71  
 Ofor, Bennett, 2013-  
 Okafor, Mickey, 2008-11  
 Olbert, Mark, 1978-80  
 Oliver, Barney, 1967-69  
 Olomua, Bristol, 2004-05  
 Olson, Chris, 2007-10  
 Olson, Randy, 1972-74  
 Ontiveros, Omar, 2011-2013  
 Ori, Chris, 1992-94  
 Orms, Kevin, 1967-69  
 Orr, Don, 1944, 1946-48  
 Orr, Tim, 1977  
 Osunde, Happiness, 2011-2012  
 Ottmers, Frank, 1945, 1947-48  
 Overton, Elbert, 1938-39  
 Owen, Truitt, 1931-32  
 Owens, Alton L., 1934-36  
 Owens, Pete, 1935-37

### -P-

Pace, Marc, 1974  
 Pace, Tom, 1959-60  
 Pack, Ronnie, 1964-66  
 Page, Josh, 1999-02  
 Page, Randy, 1978  
 Paige, Anton, 2001-02  
 Parker, Chris, 2004-07  
 Parker, Jeff, Tr., 1979-81  
 Parks, David W., 1961-63  
 Parson, Ricky, Mgr., 1977, 79-80  
 Payne, Chris, 2012-  
 Patricio, Anthony, 1997-99  
 Patterson, Leo, 1939  
 Patterson, Mike, 1966-68  
 Patterson, Mike, 1976-78  
 Pattison, Freddie, 1973  
 Patton, Cody, 1995-98  
 Patton, Terry, 1997-99  
 Paul, Dee, 2013  
 Payne, Ameal, 1926, 29-30  
 Peak, Tahrack, 2010  
 Pearce, Herb, 1981  
 Pearson, Brad, 2012-  
 Pennington, Van, 1952  
 Peppers, Anthony, Tr., 1977-78, 80  
 Perkins, Bruce, 1984-87  
 Perkins, Ken, 1969-71  
 Perry, Charles, 1985, 87-89  
 Perry, Chris, 2008-11  
 Perry, Fred, 1968  
 Perry, Richard, 1964  
 Perryman, Bill, 1954  
 Person, James, 1979-80  
 Peters, Mickey, 2000-03  
 Peters, Rob, 1996-99

## ALL-TIME LETTERMEN

- Peterson, Alfred  
 Petrich, Stacey, 1990-93  
 Petty, Fred, 1990-91  
 Phelps, Brad, 1989-91  
 Phelps, Todd, 1984  
 Philbrick, George, 1936-38  
 Phillips, Aubrey, 1949-51  
 Phillips, Donte, 2012-  
 Phillips, Jarvis, 2010-2012  
 Phillips, R. B., 1948-49  
 Pickett, Jeff, 1987  
 Pieper, Robert, Tr., 1981-82  
 Pier, C. M., 1978-81  
 Pierce, Raymond, 2002  
 Pinson, Rex, 1948, 1950  
 Pipes, Wayne, 1940  
 Pirtle, Dick, 1948-50  
 Pirtle, Robert T.  
 Pirtle, Tom, 1943  
 Pitts, Dorian, 1997-00  
 Pitts, John, 1989-92  
 Pogue, Mack, 1954-58  
 Polite-Bray, D.J., 2013-  
 Polk, James, 2011-  
 Polk, Russell, 2011  
 Polson, Dick, 1959-61  
 Porter, John, 1963-65  
 Porter, Keith, 1981  
 Porter, Tre', 2010-2013  
 Potter, Zac, 1997  
 Potts, Taylor, 2007-10  
 Poulter, Lee, 1974  
 Pratt, Darnell, 1988  
 Price, Bill, 1954  
 Price, Duane, 1995, 96, 97  
 Price, Jerrell, 1948-51  
 Price, Travis, 1985-86, 1988-89  
 Price, Yancy, 1931-33  
 Priddy, Marion L., 1932-34  
 Prim, John, 1934  
 Pruitt, Jesse, 1965  
 Puckett, Steve, 1974  
 Pugh, Jay, 1994-97  
 Pullings, Tony, 1981-82  
 Pursel, Dan, 1947-49  
 Pynes, Ronny, 1973
- Q-**  
 Quick, Brent, Tr., 1975-76  
 Quinney, Johnny, 1977-79
- R-**  
 Radney, Beau, 2000-01  
 Ramey, Mike, 1982-83  
 Ramirez, Manuel, 2003-06  
 Ramirez, Selso, 1973-75  
 Ramsey, George, 1993-95  
 Ramsey, Eural, 1949-50  
 Ramsey, Herschel, 1935-37  
 Randle, Tate, 1978-81  
 Rangel, Josh, 2002-04  
 Rankin, David, 1961-63  
 Rankin, Tuey, 1989  
 Rankin, Walter, 1938  
 Raspberry, Rashon, 2000-01  
 Rathbone, Milton, 1949
- Ratliff, Jake, 2005-08  
 Rattan, Jason, 1989-90  
 Rawls, Taurance, 2004-05  
 Ray, Vernon, 1942-46  
 Read, Charles, 1943  
 Reagor, Bart, 1984-87  
 Reagor, Montae, 1995-98  
 Rebold, Dale, 1969-71  
 Reed, Andy, 1965, 1967-68  
 Reed, Benjie, 1971  
 Reed, Bruce, 1925-28  
 Reed, Curtis, 1975-78  
 Reed, Danny, 1973  
 Reed, James R., 1942, 1946  
 Reed, Justin, 1998-01  
 Reed, L.A., 2005-08  
 Reed, Rylan, 2005-08  
 Reeger, Ronnie, 1962-64  
 Reese, Adrian, 2006-07  
 Reeves, Ron, 1978-81  
 Reinhart, Steve, Mgr., 1985-88  
 Renda, Rudy, 1997-99  
 Reneau, John, Tr., 1982  
 Renfro, Clay, 1980-83  
 Reyes, Alex, 2003-06  
 Reynolds, C., Tr., 1946-48  
 Reynolds, Doyle, 1954-55  
 Reynolds, Jeremy, 2012-  
 Reynolds, Jerry, 1973  
 Rhoads, Ronnie, 1966-68  
 Rhodes, Quinton, 1988-90  
 Ribble, Marland, 1950-52  
 Rice, Ronnie, 1957-59  
 Richards, Jackson, 2011-  
 Richards, Rex, 1999-02  
 Richardson, Jesse, 1968-70  
 Richardson, Pete, 2006-07  
 Richburg, Aubrey, 1983-86  
 Richburg, Nathan, 1986-89  
 Ricketts, Billy, 1953-54  
 Riddle, John, 1956-58  
 Riggs, Calvin, 1983-86  
 Riley, Sandy, 2006-00  
 Rinaldi, Peter, 1951-52  
 Ritter, William, 1992-94  
 Rivera, Gabriel, 1979-82  
 Rivera, Robert, 1992, 1994  
 Rives, Donald, 1970-72  
 Roark, Rusty, 1982-84  
 Robbins, Kenneth, 1941-42  
 Roberson, Brian, 1997-98  
 Roberson, James, 1948-49  
 Roberts, Cole, 1997-01  
 Roberts, Don, 1974-76  
 Roberts, John, 1957-58  
 Roberts, Shane, 1998  
 Roberts, Teddy, 1963-64  
 Robertson, Clint, 1996  
 Robertson, Pete, 2011-  
 Robinson, Charlie, 1999  
 Robinson, Dale, 1958-60  
 Robinson, John, 1995-98  
 Robinson, Quintin, 1970-72  
 Robnett, Wm. Ed, 1945-46  
 Rodgers, K.H., 1948-49  
 Rodgers, Paul, 1978, 1981
- Rodriguez, Jon, 2001-02  
 Rogers, Mickey, Tr., 1985-88  
 Rogers, Neil W., 1949-50  
 Rogers, Pat, 1971  
 Rogers, Thomas E., 1942-44  
 Rogers, Tony, 1994, 95, 96, 97  
 Rollins, Brian, 1986-87  
 Roman, Gary, 1965  
 Rose, Dee, 1948-49  
 Rose, Don, 1958-60  
 Rose, Mark, 1975-77  
 Roselius, Dale, 1956-58  
 Rosen, Mike, 1955  
 Rosenbaum, Scott, Tr., 1975-77  
 Rosiles, Eric, 1999-00  
 Ross, Andre, 2013-  
 Ross, Michael, 1984  
 Ross, Richard, 1989-90  
 Ross, Ronald, 1999-01  
 Ross, Ronnie, 1969-71  
 Rothblatt, Mark, 1984  
 Routh, Hudson, 1950  
 Rowe, Charles, 1987-90  
 Rowland, John, 1952  
 Rowland, Jordy, 2007-08  
 Rowland, Ryan, 2006  
 Royal, Desmond, 1985-88  
 Rucker, Taurus, 1996-99  
 Ruff, Matt, Mgr., 1977-78  
 Rumph, Lawrence, 2010  
 Ryan, Jerry, 1969-71  
 Ryan, Tom, 1971-73  
 Ryden, Todd, 1984-87  
 Ryno, R. D., 1954-55
- S-**  
 Saenz, Arcadio, 1988-89  
 Sailor, Ricky, 2001-02  
 Saldi, John, 2002-05  
 Salley, Richard, 1975  
 Samford, Ronnie, 1971-73  
 Sammons, Herbert, 1948-49  
 Sampson, Jeff, Mgr., 1979-81  
 Sanders, Deshon, 2009  
 Sanders, Jerry Don, 1967-69  
 Sanders, Kyle, 1998-00  
 Sanders, Ricky, 1979-82  
 Saul, Tracy, 1989-92  
 Savage, Reggie, 1998-00  
 Sawyer, Tom, 1966, 1968-69  
 Scalzi, Tyler, 2013-  
 Scarborough, Reg, 1962-64  
 Scarborough, Terry, 1965-66  
 Schaefer, David, 2005-07  
 Schaffner, Tim, 1970-72  
 Scherler, Lynn, 1994-96  
 Schilhab, Dickie, 1971  
 Schlinkman, Walter, 1942, 44-45  
 Schmidt, Don, 1954-56  
 Schmidt, Wesley, 1974-75  
 Schneider, Bill, Tr., 1979-81  
 Schrader, Bruce, Tr., 1982-84  
 Schuglen, Bob, 1954-55  
 Schwertner, Danny, 1985-86  
 Scurllark, Merv, 1984-86, 1988  
 Scott, Ken, 2003-06
- Scott, Prince, 1938-40  
 Scovell, Dupree, 2001-03  
 Scovell, Field, 1994-96  
 Scovell, John, 1965-67  
 Scovell, King, 1998-01  
 Seals, Ronnie, 1992-93  
 Sears, Mike, 1974-76  
 Sears, Shane, 1987-90  
 Seat, Gary, 1966-67  
 Seay, Mike, 1959-60  
 Seeman, Gerald, 1957-58  
 Segrist, Scott, 1985-88  
 Selfridge, Gary, 1957-59  
 Selmon, Thomas, 1984  
 Sesay, Brandon, 2008  
 Session, Fletcher, 2003-06  
 Shafer, Chris, 1987-88  
 Shaha, Bill, 1961-63  
 Shahan, Arthur, 1944-45  
 Shain, Toby, 1999-01  
 Shanks, Ed. Jr., 1940-41  
 Sharpe, Brandon, 2008-09  
 Sharples, Bill, 1948-50  
 Shawver, Tommy, 1954-55  
 Shearer, Calen, 2005-06  
 Sheffield, Louis, 1988-91  
 Sheffield, Steven, 2007-10  
 Shields, Keith, 1993  
 Shepars, Ernie, 1970  
 Sherry, Tommy, 1954-55  
 Shipley, Jerry, 1964-65  
 Shipley, Kyle, 1996-99  
 Shuler, Allen, 1960-62  
 Shuler, Gary, 1971-72  
 Shussler, Fred, 1974-75  
 Sides, James, 1952-55  
 Simmons, Clifford, 1929-30  
 Simmons, Delvon, 2011-  
 Simmons, Jamie, 1986-89  
 Simmons, King, 1984-85  
 Simpson, Charles, 1983-84  
 Singley, Tim, 1985-87  
 Slaughter, Brent, 2003-06  
 Slay, Dwayne, 2004-05  
 Smetona, Ian, 2003-05  
 Smith, Anthony, 2013-  
 Smith, Carl, 1946  
 Smith, David, 1980-81  
 Smith, Doug, 1965  
 Smith, Edwin, 1935-37  
 Smith, Eugene, 1925-26  
 Smith, George, 1972-73  
 Smith, Jabari, 2003-04  
 Smith, Jesse, 1984-86  
 Smith, Joe H., 1942, 46-47  
 Smith, Mike, 2001-04  
 Smith, Roderick, 1982-83  
 Smith, Roger, 1940-41, 46  
 Smith, Scott, 2010-11  
 Smith, Timmy, 1983-84, 86  
 Smith, Troy, 1981-84  
 Smith, Wayne, Mgr., 1952-54  
 Smith, Will, 2012-2013  
 Smitherman, George, 1978-80, 81  
 Smitherman, Jesse, 2010-11  
 Snider, Blake, 2013

## ALL-TIME LETTERMEN

Snodgrass, Bill Jo, 1944  
 Solis, Oscar, 1996-99  
 Sollis, L. J., 1932-33  
 Sonier, Tyrone, 2008-11  
 Sowden, Bob, Mgr., 1971-72  
 Sowell, Ronnie, 1967-68  
 Spears, Lewis, 1936  
 Speer, Randy, 1963-66  
 Spinks, Brad, 1993-96  
 Spinks, Jack, 1954-55  
 Spinks, Rick, 1952-54  
 Spooner, Victor, 1952-54  
 Spraggins, Harold, 1952-53  
 Sprague, Gerald, 1938  
 Sprinkles, Kevin, 1986-89  
 Sprouse, J.T., 1996  
 Stafford, Bob, 1957-58  
 Stafford, Dick, 1959-60  
 Stafford, Richard, 1960-61  
 Stahmer, Joe, 1994-97  
 Stallings, Bill, 1948  
 Standefer, Mike, 1981  
 Standifer, Dick, 1942, 1946  
 Starr, Larry, 1992-93  
 Steamer, Jervis, 1989  
 Stephens Jr., Eric, 2009-2012  
 Stephens, Willie, 1976-79  
 Sternes, Kenneth, 1981-82, 1984  
 Stevens, Charles, Tr., 1979-81  
 Stevens, Roy, 1926  
 Steveson, Calvin G., 1947-49  
 Stewart, Austin, 2012-  
 Stewart, Charles, 1968-70  
 Stewart, Jackie, 1967-68  
 Stewart, Wayne, Tr., 1972  
 Stickle, David, 1985-87  
 Still, Charles A., 1934  
 Stinnett, Anthony, 1990-91  
 Stinson, Lemuel, 1984-85, 1987  
 Stockton, Jerry, 1957-58  
 Stoffels, Clint, 2007-08  
 Stone, Nathan, 2007-09  
 Stone, Tim, 1956-57  
 Storrs, C.L., 1939-40  
 Stratton, Brock, 2003-06  
 Streater, Doug, 1977  
 Strong, Ryan, 1988  
 Stumbo, Allen, 1965-66  
 Struver, Ike, 1948, 1950  
 Strickland, Ed, 1957, 1959-60  
 Sullivan, Carroll, 1968  
 Swafford, Nancy, Tr., 1985-88  
 Swann, Alan, 1978  
 Swift, Calvin, 1929  
 Swindall, Tramain, 2008-11  
 Symmank, Taylor, 2013-  
 Symons, B.J., 2001-03

*Please contact the Texas Tech Athletic Athletics Communications Office, in writing, with any changes, corrections or additions to this list.*

**-T-**  
 Tadlock, J.H., 1929  
 Tadlock, Travis, 1976-77  
 Taliaferro, Kim, 1976-78  
 Taliaferro, Bob, Mgr., 1971-72  
 Talkington, Bart, 1987-89  
 Talkington, Ken, 1958-59  
 Tannehill, Tim, 1985-87  
 Tanner, Chris, 1983-86  
 Tarbox, Elmer, 1937-38  
 Tatom, Buzz, 1981-84  
 Taylor, Donnie, 1993-94  
 Taylor, Billy, 1974-77  
 Taylor, Freddie, 1977  
 Taylor, James Burl, 1944  
 Taylor, Tony, 1985  
 Teague, Abner F., 1939-41  
 Teal, Bill, 1931-32  
 Tecklenburg, Kerry, 1982-83  
 Terrell, Anthony, 1997-01  
 Terry, Mack, 1952  
 Thacker, George, 1954  
 Thiel, Kenny, 1975-76  
 Thomas, Andrew, 1977-79  
 Thomas, Bart, 1992, 1994  
 Thomas, Jabbar, 1993-94  
 Thomas, Lucien  
 Thomas, Willie, 1974, 1976  
 Thomas, Zach, 1992-95  
 Thompson, Carlos, 2013  
 Thompson, Clarence, 1962-64  
 Thompson, J. W., 1947-48, 1950  
 Thompson, Joe L., 1943-47  
 Thompson, John Vern, 1951-53  
 Thompson, Kenneth, 1954  
 Thompson, Luke, 1944-48  
 Threweatt, Fred, 2002-05  
 Thurman, Tyrone, 1985-88  
 Tidwell, Bennie, 1945  
 Tillery, Clarence, 1939-41  
 Tillman, Andre, 1971-73  
 Tillman, Bill, 1951  
 Tillman, Kellen, 2005-07  
 Tinsley, Kelly, 1974  
 Tipton, Larry  
 Tisdale, Olan, 1976-78  
 Tittle, Matt, 1997-98  
 Todd, Chris, 2006  
 Toliver, Duane, 1998-99  
 Toliver, Sam, 1988  
 Tolliver, Billy Joe, 1985-88  
 Tollett, James, Mgr.  
 Toman, Scott, 1986-87  
 Torres, Alexander, 2009-2012  
 Toogood, Keith, 2003-06  
 Traylor, Kevin, 1989  
 Treece, Robert, 2001-02  
 Treybig, Mike, 1973  
 Tribble, Lester, 1931-32  
 Trippeer, Carl, 1954  
 Trlica, Alex, 2004-07  
 Trostle, Nevin E., 1925  
 Tucker, Bryan, 1989, 1991  
 Tucker, Dennis, 1964-65  
 Tucker, Phil, 1965-67  
 Tucker, Stuart, 1971-72

Turnbo, Bill, 1957-59  
 Turner, Bake, 1959-61  
 Turner, Corey, 1995-96  
 Turner, Godfrey, 1976-78  
 Turner, Jerry, 1965-67  
 Turner, Jim, 1950-52  
 Turner, Lacy, 1931-32  
 Turner, Marquis, 2000, '02-03  
 Turner, Tommy, 1960  
 Turner, Walter, 1980  
 Tyler, Greg, 1978-80

**-V-**  
 Van Loozen, Steve, 1971-73  
 Vance, Dennis, 1982-84  
 Vakey, Ken, 1955-57  
 Vasquez, Jim, 1987-88  
 Vasquez, Louis, 2005-08  
 Vation, LaShawn, 2007  
 Vaughn, Milton, 1957-58  
 Veals, Dennis, 1979  
 Verden, Jim, 1978-80  
 Vermillion, E. B., 1927  
 Vest, Sawyer, 2011  
 Vinyard, Kenny, 1966-68  
 Vinzant, Dennis, 1926, 1928-29

**-W-**  
 Waddle, LaAdrian, 2009-2012  
 Wade, Lane, 1968-70  
 Wade, Myles, 2009-10  
 Wakefield, Carl, 1983  
 Waldrep, Joseph H., 1937-39  
 Walker, Cody, 1994  
 Walker, Daryl, 1987  
 Walker, Grant, 2006-07  
 Walker, Harry, 1943  
 Walker, Jerry, 1952-55  
 Walker, Jim  
 Walker, Kevin, 1988  
 Walker, Levi, 1927-28  
 Walker, Ransom, 1925-28  
 Walker, Sammy, 1988-90  
 Walker, Todd, 1994-95  
 Walker, Todd, 2005-06, 08  
 Walker, Wayne, 1985-88  
 Walker, Wilson, 1935  
 Wall, Jamar, 2006-09  
 Wall, Stoney  
 Wallace, Allen, 1995  
 Wallace, Chris, 2009  
 Wallace, Kenneth, 1971-73  
 Waller, Arlan, 2010  
 Waller, J. D., 1928-30  
 Walsh, Charles, 1945  
 Walstad, Joe, 1976-79  
 Walter, Joe, 1981-84  
 Walter, Ken, 1977-79  
 Ward, Dan'Tay, 2006  
 Ward, Eric, 2010-2013  
 Ward, Keenon, 2013-  
 Ward, Kevin, 1995-96  
 Warren, Fred, 1967-68  
 Warren, Gary, 1985-87  
 Washington, DeAndre, 2011-

Washington, Lewis, 1978-81  
 Washington, Marcus, 1988-90  
 Washington, Mark, 1997-00  
 Waters, Bill, 1952  
 Waters, Greg, 1972-73  
 Watkins, Dennis, 1961-62  
 Watkins, Mike, 1969-71  
 Watson, Dal, 1985-88  
 Watson, Harold, 2000-01  
 Watson, Jerry, 1968-70  
 Watts, Ted, 1978-80  
 Waygood, Don, 1954-55  
 Weatherall, Phil, 1978  
 Weatherspoon, Stephon, 1989-90  
 Weaver, Fred, 1958-60  
 Weaver, Gilbert, Tr., 1958-60  
 Webb, Davis, 2013-  
 Webb, George L., 1937-38  
 Webb, Tommy, 1986-89  
 Weber, Art, 1940-41  
 Webster, Walter, 1940  
 Weeks, Mike, 1970-72  
 Weeks, Nolan, 1943  
 Weise, Billy, 1963-64  
 Welker, Wes, 2000-03  
 Wells, Freddie, 1980-81, 1983-84  
 Wells, Mike, 1978-80  
 Welton, Charles S., 1950-52  
 Wesley, Arlen, 1951, 1953-55  
 Wesley, Dennell, 2011-2013  
 Wesley, Jason, 2000-03  
 Wessels, Greg, 1975-77  
 West, Dwayne, 1953-55  
 West, J. W., 1935-36  
 Westerfeldt, J. W., 1925-27  
 Wheeler, Russell, 1980  
 Wheeler, Dominique, 2013-  
 Wheelis, Jack, 1939  
 Whisenhunt, Danny, 1980  
 Whitaker, Vernon, 1951  
 White, Bill, 1948  
 White, Brad, 1981, 1983-84  
 White, Dean, 1951-54  
 White, Dixie, 1937-39  
 White, Gilbert A., 1926-27  
 White, Jeff, 1964-65  
 White, John, 2013-  
 White, Quincy, 1991-92  
 White, Quinton, 2013-  
 White, Regan, 1954  
 White, Rodney, 1988  
 White, Thurman, 1943  
 White, Vic, 1980-81  
 Whitehead, Billy Joe, 1944  
 Whitfield, Ken, 1986-89  
 Whitley, E.J., 2002-05  
 Whitlock, Colby, 2007-10  
 Whitman, Wes, 1980  
 Whitney, Chris, 1994-97  
 Whitsell, Brent, 1985  
 Whitted, Bill, 1951-52  
 Wickware, Damon, 1991-94  
 Wiggington, S. D., 1934-36  
 Wilborn, Michael, 1998  
 Wildon, Ted  
 Wiles, Jackie, 1959-60

## ALL-TIME LETTERMEN

Wiley, Anthony, 1990-93  
 Wiley, Jerry, Mgr., 1958-64  
 Williams, Albert, 1941  
 Williams, Bert, 1934-35  
 Williams, Brandon, 2006-08  
 Williams, Bo, Mgr., 1931-32  
 Williams, Bobby, 1943, 1946-48  
 Williams, C. W., 1960-62  
 Williams, DeTwill, 1999  
 Williams, Donald D., 1948-50  
 Williams, Don, 1954-56  
 Williams, J.J., 2000-01  
 Williams, Jared, 2005  
 Williams, Jimmy, 1975-77  
 Williams, Jimmy, 1950, 1952-53  
 Williams, Kenny, 2011-  
 Williams, Kevyn, 1982, 1985  
 Williams, Lance, 1998-01  
 Williams, Lawrence, 1972-74  
 Williams, Mark, 1981-82  
 Williams, Matt, 2008-10  
 Williams, Marlon, 2006-09  
 Williams, Paul, 2003, 05-07  
 Williams, Phil, 1955-58  
 Williams, Rex, 1937-39  
 Williams, Ricky, 1997-01  
 Williams, Robert L., 1943, 48-49  
 Williams, Roy, 1942-46

Williams, Sammy, 1974-77  
 Williams, Shaud, 1999-00  
 Williams, Stan, 1980-82  
 Williams, Tim, 1989  
 Williams, Tyson, 2012  
 Williamson, Bryan, 1981-82  
 Willis, C. C., 1963-65  
 Willis, Danny, 1971-73  
 Willis, Richard, 1962-63  
 Wilson, Elmer, 1951-54  
 Wilson, Ernie, 1925-26  
 Wilson, Matt, 2013-  
 Wilson, Marcus, 1992  
 Wilson, Robert, Mgr., 1956-59  
 Wilson, Theodore, 1933  
 Wilson, Thomas, 1964-65  
 Wilson, Tony, 1994  
 Wilson, Wm. Woodrow, 1932-34  
 Winbush, Zach, 2010-  
 Windom, Clyde, 1964  
 Windom, Eddy, 1967-69  
 Wingo, Matt, 1988-91  
 Winkler, Bernie, 1943, 1945-47  
 Winn, Marlon, 2006-09  
 Winn, Tim, 1997-99  
 Winston, Clifton, 1986-89  
 Winter, George, 1935-36  
 Winters, George, 1948-49

Witucki, Bob, 1958  
 Womble, Greg, 1983  
 Wood, Kerry, Tr., 1975  
 Wooddell, Greg, 1977  
 Wood, Jeff, 1993-94  
 Wood, Jon, 1989-90  
 Woods, Jeremy, 2001-04  
 Woods, Glen, Tr.  
 Woods, Shannon, 2005-08  
 Woodward, Darrell, 1925  
 Wooldridge, Floyd, 1925-27, 30  
 Woolridge, Charles, 1928-29  
 Worley, Bill, 1961-63  
 Worley, Chad, 1991-92  
 Wright, Billy, 1951-53  
 Wright, Byron, 1992-94  
 Wright, Cameron, 2012-  
 Wright, Jess, Tr., 1939  
 Wright, John, 1984  
 Wright, Len, 1987-89  
 Wyatt, Robert, 1999-02

### -Y-

Yancer, Robert, 1963-65  
 Yarbrough, Walter, 1969  
 Yeakey, Chris, 2012-  
 Yenser, Tyler, 2005-07  
 Young, Bobby, 1954-57  
 Young, Doug, 1964-66  
 Young, Jack, 1948  
 Young, Jeff, Tr., 1974  
 Young, Jim B., 1931-33  
 Young, Phil, 1986-88  
 Young, Reagan, 1969  
 Young, William, 1932-34

### -Z-

Zachery, Jerry, 1983, 1985  
 Zanos, Jim, 1962-64  
 Zeller, Chuck, 1972  
 Zoller, George, 1942, 1946-47  
 Zouzalik, Austin, 2009-2012

*Please contact the Texas Tech Athletic Athletics Communications Office, in writing, with any changes, corrections or additions to this list.*

## TEXAS TECH RING OF HONOR

Texas Tech announced the creation of the Football Ring of Honor in June 2012. The Ring of Honor consists of an elite group of players and coaches that made outstanding contributions to Red Raider Football. Inductees have their names permanently etched on the west stadium building facing the playing surface inside Jones AT&T Stadium. Candidates for the Ring of Honor will be chosen and screened by an anonymous selection committee. Once the committee has determined a suitable candidate(s) for induction, the group will make a formal recommendation to the director of athletics.

### **DONNY ANDERSON, RUNNING BACK, 1963-65 INDUCTED IN 2012**

Nicknamed the "Golden Palomino" ... one of three Red Raiders to have his jersey formally retired at Texas Tech ... a 1989 inductee into the National Football Foundation's College Football Hall of Fame ... Consensus First-Team All-American in 1964 and 1965 ... finished fourth in the Heisman Trophy voting in 1965 ... Co-National Player of the Year in 1965 by The Sporting News ... All-Southwest Conference selection in 1963, 1964 and 1965 ... first-round draft choice in both the AFL (Houston) and NFL (Green Bay) in 1965 ... inducted into the Texas Tech Hall of Honor in 1978 ... averaged 4.5 yards per-carry during his three-year career as a running back and 39 yards per-punt as the team's punter ... holds the school record for the longest touchdown run (90 yards vs. TCU in 1964) .. ranks ninth all-time at Texas Tech in career rushing yards with 2,280 and eighth with 526 attempts ... ranks second on the Texas Tech single-season all-purpose yards list with 2,107 in 1965 ... played six seasons of professional football with the Green Bay Packers and four seasons with the St. Louis Cardinals.

### **E.J. HOLUB, CENTER/LINEBACKER, 1958-60**

#### **INDUCTED IN 2012**

Nicknamed "The Beast" ... one of three Red Raiders to have his jersey formally retired at Texas Tech ... Texas Tech's first inductee into the National Football Foundation's College Football Hall of Fame (1986) ... First-Team All-American in 1959 and 1960 ... finished 10th in the Heisman Trophy voting in 1960 ... Texas Tech's first All-Southwest Conference honoree in 1960 ... named to the Street & Smith's 50th Anniversary Team ... selected to the play in the Coaches All-American Game, The Chicago Tribune All-Stars Game and the East-West Shrine Game ... was a first-round draft pick by the AFL's Dallas Texans and a second-round draft choice by the NFL's Dallas Cowboys ... inducted into the Texas Tech Hall of Honor in 1977 ... was an AFL All-Star in 1961, 1962, 1964, 1965 and 1966 ... is the only player in history to start two Super Bowls at two different positions (started Super Bowl I at linebacker and Super Bowl IV at center) ... won a world championship with the Kansas City Chiefs in 1970 ... inducted into the Kansas City Chiefs Hall of Honor in 1976 ... played 10 seasons of professional football with the Dallas Texans (1961-1962) and the Kansas City Chiefs (1963-1970).

### **DAVE PARKS, SPLIT END, 1961-63**

#### **INDUCTED IN 2012**

One of three Red Raiders to have his jersey formally retired at Texas Tech ... a 2008 inductee into the National Football Foundation's College Football Hall of Fame ... Consensus First-Team All-American in 1963 (Associated Press, Sporting News, Boston Recorder-American, Sports Extra, American Football Coaches, Time Magazine, Williamson Racing and Football Weekly) ... All-Southwest Conference selection in 1962 and 1963 ... Team MVP in 1962 and 1963 ... top overall pick in the 1964 NFL Draft (San Francisco 49ers) and remains the only Red Raider chosen as the first pick in the draft ... inducted into the Texas Tech Hall of Honor in 1990 ... holds the Texas Tech school record for the longest interception return (98 yards vs. Colorado in 1962) ... selected to play in the 1963 East-West Shrine Game, the 1964 Senior Bowl and the 1964 Coaches All-America Game ... spent 10 seasons in the NFL with San Francisco (1964-67), New Orleans (1968-72) and Houston (1973).



## YEAR-BY-YEAR RESULTS

2013 OVERALL: 8-5, BIG 12: 4-5 ▶ HOLIDAY BOWL

A30	at SMU	W	41	23	34,790
S7	Stephen F. Austin	W	61	13	54,086
S12	•TCU (24)	W	20	10	58,702
S21	Texas State	W	33	7	60,997
O5	•at Kansas	W	54	16	25,648
O12	•Iowa State	W	42	35	57,367
O19	•at West Virginia	W	32	27	54,084
O26	•at Oklahoma (12)	L	30	38	84,734
N2	•Oklahoma State (12)	L	34	52	61,836
N9	•Kansas State	L	26	49	54,609
N16	•vs. Baylor* (4)	L	34	63	69,188
N28	•at Texas	L	16	41	100,668
D30	vs. Arizona State (16)	W	37	23	52,930

\*=Played at AT&T Stadium, Arlington, Texas  
Head Coach: Kliff Kingsbury

2012 OVERALL: 8-5, BIG 12: 4-5 ▶ MEINEKE TEXAS BOWL

S1	Northwestern State	W	44	6	50,236
S8	at Texas State	W	58	10	33,006
S15	New Mexico	W	49	14	58,955
S29	•at Iowa State	W	24	13	54,149
O6	•Oklahoma (14)	L	20	41	60,800
O13	•West Virginia (4)	W	49	14	57,328
O20	•at TCU (21)	(3ot)W	56	53	47,894
O27	•at Kansas State (4)	L	24	55	50,766
N3	•Texas (22)	L	22	31	60,879
N10	•Kansas (2ot)W	41	34	55,052	
N17	•at Oklahoma State (24)	L	21	59	55,341
N24	•vs. Baylor* (ot) L	45	52	44,168	
D28	vs. Minnesota	W	34	31	50,386

\* = Played at Cowboys Stadium, Arlington, Texas  
Head Coach: Tommy Tuberville/  
Interim Head Coach Chris Thomsen (Bowl)

2011 ▶ OVERALL: 5-7 ▶ BIG 12: 2-7

S3	Texas State	W	50	10	51,792
S17	at New Mexico	W	59	13	20,674
S24	Nevada	W	35	34	55,664
O1	•at Kansas	W	45	34	39,621
O8	•Texas A&M (23)	L	40	45	58,416
O15	•Kansas State (17)	L	34	41	49,744
O22	•at Oklahoma (1)	W	41	38	85,204
O29	•Iowa State	L	7	41	59,260
N5	•at Texas (25)	L	20	52	100,506
N12	•Oklahoma State (2)	L	6	66	57,205
N19	•Missouri	L	27	31	54,309
N26	•vs. Baylor* (20)	L	42	66	51,615

\* = Played at Cowboys Stadium, Arlington, Texas  
Head Coach: Tommy Tuberville

2010 ▶ OVERALL: 8-5 ▶ BIG 12: 3-5 ▶ TICKETCITY

S5	SMU	W	35	27	57,528
S11	at New Mexico	W	52	17	25,734
S18	•Texas (4)	L	14	24	60,454
O2	•at Iowa State	L	38	52	43,162
O9	•vs. Baylor (D)	W	45	38	48,213
O16	•Oklahoma State (18)	L	17	34	60,454
O23	•at Colorado	W	27	24	47,665
O30	•at Texas A&M	L	27	45	84,479
N6	•Missouri (14)	W	24	17	55,667
N13	•at Oklahoma (16)	L	7	45	85,116
N20	Weber State	W	64	21	55,083
N27	Houston	W	35	20	53,461
J1	vs. Northwestern	W	45	38	40,121

Head Coach: Tommy Tuberville

2009 ▶ OVERALL: 9-4 ▶ BIG 12: 5-3 ▶ ALAMO

S5	North Dakota	W	38	13	47,824
S12	Rice	W	55	10	48,124
S19	•at Texas (2)	L	24	34	101,297
S26	at Houston (17)	L	28	29	32,114
O3	New Mexico	W	48	28	52,909
O10	•Kansas State	W	66	14	47,382
O17	•at Nebraska (15)	W	31	10	86,107
O24	•Texas A&M	L	30	52	57,733
O31	•Kansas	W	42	21	47,291
N14	•at Oklahoma State (17)	L	17	24	52,811
N21	•Oklahoma	W	41	13	50,479
N28	•vs. Baylor (Arl)	W	20	13	71,964
J2	vs. Michigan State	W	41	31	

64,757 Head Coach: Mike Leach/Interim Head Coach Ruffin McNeil (Bowl)

2008 ▶ OVERALL: 11-2 ▶ BIG 12: 7-1 ▶ COTTON

A30	Eastern Washington	W	49	24	49,887
S6	at Nevada	W	35	19	24,453
S13	SMU	W	43	7	53,383
S20	Massachusetts	W	56	14	53,190
O4	•at Kansas State	W	58	28	43,614
O11	•Nebraska (ot) W	37	31	53,449	
O18	•at Texas A&M	W	43	25	86,012
O25	•at Kansas (19)	W	63	21	50,125
N1	•Texas (1)	W	39	33	56,333
N8	•Oklahoma State (8)	W	56	20	55,663
N22	•at Oklahoma (5)	L	21	65	85,646
N29	•Baylor	W	35	28	53,470
J2	vs. Mississippi	L	34	47	88,175

Head Coach: Mike Leach

2007 ▶ OVERALL: 9-4 ▶ BIG 12: 4-4 ▶ GATOR

S3	at SMU	W	49	9	26,969
S8	UTEP	W	45	31	52,403
S15	at Rice	W	59	24	21,543
S22	•at Oklahoma State	L	45	49	37,850
S29	Northwestern State	W	75	7	52,893
O6	•Iowa State	W	42	17	46,558
O13	•Texas A&M	W	35	7	55,491
O20	•at Missouri (15)	L	10	41	63,396
O27	•Colorado	L	26	31	49,084
N3	•at Baylor	W	38	7	39,015
N10	•at Texas (15)	L	43	59	86,401
N17	•Oklahoma (3)	W	34	27	55,038
J1	Virginia (20)	W	31	28	60,243

Head Coach: Mike Leach

2006 ▶ OVERALL: 8-5 ▶ BIG 12: 4-4 ▶ INSIGHT

S2	SMU	W	35	3	50,362
S9	at UTEP	(ot)W	38	35	51,827
S16	at TCU (20)	L	3	12	45,647
S23	Southeastern La.	W	62	0	52,913
S30	•at Texas A&M	W	31	27	85,979
O7	•Missouri (25)	L	21	38	49,050
O14	•at Colorado	L	6	30	50,233
O21	•at Iowa State	W	42	26	44,112
O28	•Texas (5)	L	31	35	56,158
N4	•Baylor	W	55	21	51,303
N11	•at Oklahoma (17)	L	24	34	85,313
N18	•Oklahoma State	W	30	24	45,457
D29	Minnesota	(ot)W	44	41	48,391

Head Coach: Mike Leach

2005 ▶ OVERALL: 9-3 ▶ BIG 12: 6-2 ▶ COTTON

S10	Florida International	W	56	3	50,156
S17	Sam Houston State	W	80	21	50,171
S24	Indiana State	W	63	7	44,681
O1	•Kansas	W	30	17	52,601
O8	•at Nebraska	W	34	31	77,580
O15	•Kansas State	W	59	20	50,813
O22	•at Texas (2)	L	17	52	83,919
O29	•at Baylor	W	28	0	43,525
N5	•Texas A&M	W	56	17	55,755
N12	•at Oklahoma State	L	17	24	40,035
N19	•Oklahoma (25)	W	23	21	52,625
J2	Alabama (13)	L	10	13	74,222

Head Coach: Mike Leach

2004 ▶ OVERALL: 8-4 ▶ BIG 12: 5-3 ▶ HOLIDAY

S4	at SMU	W	27	13	34,689
S11	at New Mexico	L	24	27	38,746
S18	TCU	W	70	35	51,271
S25	•at Kansas	W	31	30	37,422
O2	•at Oklahoma (2)	L	13	28	84,580
O9	•Nebraska	W	70	10	52,594
O23	•Texas (5)	L	21	51	55,413
O30	•at Kansas State	W	35	25	48,338
N6	•Baylor	W	42	17	53,121
N13	•at Texas A&M (22)	(ot) L	25	32	82,278
N27	•Oklahoma State (23)	W	31	15	51,717
D30	vs. California (4)	W	45	31	63,711

Head Coach: Mike Leach

2003 ▶ OVERALL: 8-5 ▶ BIG 12: 4-4 ▶ HOUSTON

A30	SMU	W	58	10	44,364
S6	New Mexico	W	42	28	45,844
S20	at N.C. State	L	21	49	53,800
S27	at Mississippi	W	49	45	54,649
O4	•Texas A&M	W	59	28	51,772
O11	•Iowa State	W	52	21	49,627
O18	•at Oklahoma State (23)	L	49	51	48,500
O25	•at Missouri	L	31	62	60,192

N1	•Colorado	W	26	21	52,908
N8	•at Baylor	W	62	14	33,102
N15	•at Texas (6)	L	40	43	83,596
N22	•Oklahoma (1)	L	25	56	53,135
D30	vs. Navy	W	38	14	51,068

Head Coach: Mike Leach

2002 ▶ OVERALL: 9-5 ▶ BIG 12: 5-3 ▶ TANGERINE

A24	at Ohio State (12)	L	21	45	100,037
S7	at SMU	W	24	14	32,000
S14	Mississippi	W	42	28	40,228
S21	N.C. State (16)	(ot) L	48	51	35,864
S27	at New Mexico	W	49	0	35,111
O5	•at A&M (23)	(ot) W	48	47	86,478
O12	•at Iowa State (11)	L	17	31	51,842
O19	•Missouri	W	52	38	42,781
O26	•at Colorado (20)	L	13	37	50,478
N2	•Baylor	W	62	11	43,243
N9	•Oklahoma State	W	49	24	44,595
N16	•Texas (3)	W	42	38	42,047
N23	•at Oklahoma (4)	L	15	60	75,553
D23	vs. Clemson	W	55	15	21,689

Head Coach: Mike Leach

2001 ▶ OVERALL: 7-5 ▶ BIG 12: 4-4 ▶ ALAMO

S8	New Mexico	W	42	30	48,924
S22	vs. North Texas (I)	W	42	14	20,852
S29	•at Texas	L	7	42	83,081
O6	•Kansas (ot) L	31	34	45,343	
O13	•Kansas State	W	38	19	46,536
O20	•at Nebraska	L	31	41	77,838
O27	•at Baylor	W	63	19	39,110
N3	•Texas A&M	W	12	0	52,649
N10	•at Oklahoma State	W	49	30	32,332
N17	•Oklahoma	L	13	30	52,008
N24	Stephen F. Austin	W	58	3	31,114
D29	Iowa	L	16	19	65,000

Head Coach: Mike Leach

2000 ▶ OVERALL: 7-6 ▶ BIG 12: 3-5 ▶ GALLERY FURNITURE

A26	New Mexico	W	24	3	42,238
S2	Utah State	W	38	16	35,913
S9	North Texas	W	13	7	36,925
S16	Louisiana-Lafayette	W	26	0	35,740
S30	•at Texas A&M	L	15	33	83,644
O7	•Baylor	W	28	0	40,209
O14	•Nebraska (1)	L	3	56	48,961
O21	•at Kansas St. (10)	L	23	28	51,140
O28	•at Kansas	W	45	39	26,000
N4	•Texas (20)	L	17	29	53,027
N11	•Oklahoma State	W	58	0	44,710
N18	•at Oklahoma (1)	L	13	28	75,364
D27	vs. East Carolina	L	27	40	33,899

Head Coach: Mike Leach

1999 ▶ OVERALL: 6-5 ▶ BIG 12: 5-3

S6	at Arizona State	L	13	31	65,091
S11	at UL-Lafayette	W	38	17	18,128
S18	North Texas	L	14	21	45,824
O2	•Texas A&M	W	21	19	53,513
O9	•at Oklahoma State	L	21	41	44,125
O16	•Colorado	W	31	10	46,424
O23	•at Baylor	W	35	7	27,815
O30	•at Missouri	L	7	34	52,982
N6	•Iowa State	W	28	16	41,691
N13	•at Texas	L	7	58	83,882
N20	•Oklahoma	W	38	28	42,020

Head Coach: Spike Dykes

1998 ▶ OVERALL: 7-5 ▶ BIG 12: 4-4 ▶ INDEPENDENCE

S5	Texas-El Paso	W	35	3	41,087
S12	at North Texas (I)	W	30	0	21,496
S19	Fresno State	W	34	28	40,035
S26	•at Iowa State	W	31	24	33,810
O3	•Baylor	W	31	29	38,801
O10	•Oklahoma State	W	24	17	47,589
O17	•at Colorado (19)	L	17	19	48,969
O24	•at Texas A&M (8)	L	10	17	62,873
O31	•Missouri (18)	L	26	28	41,378
N14	•Texas (18)	W	42	35	50,647
N21	•at Oklahoma	L	17	20	65,583
D31	vs. Mississippi	L	18	35	46,862

Head Coach: Spike Dykes



## YEAR-BY-YEAR RESULTS

## 1997 ► OVERALL: 6-5 ► BIG 12: 5-3

A30	at Tennessee (5)	L	17	52	106,285
S13	Southwestern La.	W	59	14	35,953
S20	North Texas	L	27	30	43,620
O4	•at Baylor	W	35	14	35,275
O11	•Kansas	W	17	7	43,012
O18	•at Nebraska (2)	L	0	29	75,764
O25	•Texas A&M (20)	W	16	13	50,513
N1	•Kansas State (13)	L	2	13	38,322
N8	•at Texas	W	24	10	76,110
N15	•at Oklahoma State (24)	W	3	27	39,400
N22	•Oklahoma	L	21	32	40,013

Head Coach: Spike Dykes

## 1996 ► OVERALL: 7-5 ► BIG 12: 5-3 ► ALAMO

A31	•at Kansas St. (21)	L	14	21	43,143
S7	•Oklahoma St. (I)	W	31	3	30,269
S21	at Georgia	L	12	15	73,116
S28	Utah State	W	58	20	39,778
O5	•Baylor	W	45	24	50,594
O12	•at Kansas	W	30	17	46,500
O19	•Nebraska (5)	L	10	24	51,344
O26	•at Texas A&M	W	13	10	70,147
N9	•Texas	L	32	38	50,607
N16	Southwestern La.	W	56	21	34,261
N23	•at Oklahoma	W	22	12	61,217
D29	Iowa (21)	L	0	27	55,677

Head Coach: Spike Dykes

## 1995 ► OVERALL: 9-3 ► SWC: 5-2 ► ALAMO

S9	at Penn State (4)	L	23	24	96,034
S16	Missouri	W	41	14	36,242
S30	•at Baylor	L	7	9	40,882
O7	•Texas A&M (8)	W	14	7	51,205
O14	Arkansas State	W	63	25	37,521
O21	•Rice	W	31	26	33,591
O28	at New Mexico	W	34	7	25,088
N4	•at Texas (13)	L	7	48	77,809
N11	•TCU	W	27	6	37,529
N18	•at SMU	W	45	14	11,738
N25	•at Houston	W	38	26	15,220
D27	Air Force	W	55	41	41,004

Head Coach: Spike Dykes

## 1994 ► OVERALL: 6-6 ► SWC: 5-2 ► COTTON

S3	New Mexico	W	37	31	27,234
S8	Nebraska (I)	L	16	42	32,768
S17	at Oklahoma (21)	L	11	17	62,323
S24	•SMU	W	35	7	29,521
O1	•at Texas A&M (10)	L	17	23	64,242
O8	•at Rice	L	21	24	16,900
O22	•Baylor	W	38	7	29,443
O29	•Texas (19)	W	33	9	45,591
N12	Southwestern La.	W	39	7	27,636
N19	•Houston (SA)	W	34	0	20,286
N25	•TCU	L	21	24	43,219
J2	USC (21)	L	14	55	70,218

Head Coach: Spike Dykes

## 1993 ► OVERALL: 6-6 ► SWC: 5-2 ► JOHN HANCOCK

S4	Pacific	W	55	7	29,164
S11	at Nebraska (9)	L	27	50	75,771
S18	at Georgia	L	37	52	74,511
S25	•at Baylor	L	26	28	32,690
O2	•Texas A&M (14)	L	6	31	50,748
O9	North Carolina St.	L	34	36	26,943
O16	•Rice	W	45	16	27,812
O30	•at Texas	W	31	22	63,132
N6	•TCU	W	49	21	31,922
N13	•at SMU	W	41	24	15,714
N20	•Houston (SA)	W	58	7	28,652
D24	Oklahoma (19)	L	10	41	43,848

Head Coach: Spike Dykes

## 1992 ► OVERALL: 5-6 ► SWC: 4-3

S3	Oklahoma (15)	L	9	34	48,691
S12	Wyoming	W	49	32	34,940
S19	at Oregon	L	13	16	28,361
S26	•Baylor	W	36	17	42,094
O3	•at Texas A&M (5)	L	17	19	69,817
O10	at NC State (25)	L	13	48	41,800
O24	•SMU	W	39	25	34,056
O31	•Texas (25)	L	33	44	50,741
N7	•at Rice	L	3	34	19,800
N14	•at TCU	W	31	28	26,386
N21	•Houston	W	44	35	27,887

Head Coach: Spike Dykes

## 1991 ► OVERALL: 6-5 ► SWC: 5-3

S7	Cal State Fullerton	W	41	7	36,228
S14	Oregon	L	13	28	36,308
S21	at Wyoming	L	17	22	18,183
S28	•TCU	L	16	30	40,276
O5	•Texas A&M (23)	L	14	37	50,577
O12	•at SMU	W	38	14	22,412
O26	•Rice	W	40	20	32,144
N2	•at Texas	L	15	23	74,873
N9	•Arkansas	W	38	21	31,895
N16	•at Baylor (20)	W	31	24	36,163
N30	•at Houston	W	52	46	18,114

Head Coach: Spike Dykes

## 1990 ► OVERALL: 4-7 ► SWC: 3-5

S8	at Ohio State (18)	L	10	17	88,707
S13	•Houston (18)	L	35	51	36,794
S22	at New Mexico	W	34	32	15,530
S29	•Baylor	L	15	21	48,926
O6	•at Texas A&M (19)	L	24	28	68,593
O13	•at Arkansas	W	47	44	50,114
O20	•at Rice	L	21	42	15,200
O27	Miami, Fla. (8)	L	10	45	50,028
N3	•Texas (14)	L	22	41	50,276
N10	•at TCU	W	40	28	28,730
N17	•SMU	W	62	7	31,355

Head Coach: Spike Dykes

## 1989 ► OVERALL: 9-3 ► SWC: 5-3 ► ALL-AMERICAN

S9	Arizona (20)	W	24	14	35,940
S16	New Mexico	W	27	20	27,535
S23	at Oklahoma State	W	31	15	40,200
S30	•at Baylor	L	15	29	38,785
O7	•Texas A&M (19)	W	27	24	50,743
O14	•Arkansas (7)	L	13	45	47,520
O21	•Rice	W	41	25	26,902
N4	•at Texas (22)	W	24	17	81,826
N11	•TCU	W	37	7	39,255
N18	•at SMU	W	48	24	21,865
N25	•at Houston (13)	L	24	40	30,097
D28	Duke (20)	W	49	21	47,750

Head Coach: Spike Dykes

## 1988 ► OVERALL: 5-6 ► SWC: 4-3

S3	North Texas	L	24	29	26,424
S10	at Arizona	L	19	35	46,334
S24	•Baylor	W	36	6	45,385
O1	•at Texas A&M	L	15	50	63,822
O8	•at Arkansas (20)	L	10	31	49,818
O15	•at Rice	W	38	36	10,500
O29	•Texas	W	33	32	49,682
N5	•at TCU	W	23	10	29,362
N12	Lamar	W	59	28	30,319
N19	•Houston (17)	L	29	30	27,204
D4	Oklahoma St. (12)	L	42	45	56,000

Head Coach: Spike Dykes

## 1987 ► OVERALL: 6-4-1 ► SWC: 3-3-1

S5	at Florida State (8)	L	16	40	52,893
S12	Colorado State	W	33	24	28,786
S19	Lamar	W	43	14	27,795
S26	•at Baylor	L	22	36	34,816
O3	•Texas A&M (15)	W	27	21	42,625
O10	•Arkansas (20)	L	0	31	40,586
O17	•Rice	W	59	7	25,314
O24	Tulsa	W	42	7	24,341
O31	•at Texas	L	27	41	74,984
N7	•TCU	W	36	35	28,516
N21	•at Houston	T	10	10	19,295

Head Coach: Spike Dykes

## 1986 ► OVERALL: 7-5 ► SWC: 5-3 ► INDEPENDENCE

S6	Kansas State	W	41	7	37,842
S13	at Miami, Fla. (2)	L	11	61	41,925
S20	New Mexico	W	14	7	36,520
S27	•Baylor (17)	L	14	45	41,046
O4	•at Texas A&M (14)	L	8	45	62,876
O11	•at Arkansas (8)	W	17	7	49,012
O18	•at Rice	W	49	21	18,000
N1	•Texas	W	23	21	44,820
N8	•at TCU	W	36	14	25,729
N15	•SMU	L	7	13	35,887
N22	•Houston	W	34	7	30,196
D20	Mississippi	L	17	20	46,369

Head Coach: David McWilliams (Dykes in bowl)

## 1985 ► OVERALL: 4-7 ► SWC: 1-7

S7	New Mexico	W	32	31	35,118
S14	at Tulsa	W	21	17	29,972
S21	North Texas State	W	28	7	33,494
S28	•at Baylor	L	0	31	36,500
O5	•Texas A&M	L	27	28	50,148
O12	•Arkansas (6)	L	7	30	38,464
O19	•Rice	L	27	29	28,194
N2	•at Texas	L	21	34	65,137
N9	•TCU	W	63	7	33,536
N16	•at SMU	L	7	9	29,476
N23	•at Houston	L	16	17	14,280

Head Coach: Jerry Moore

## 1984 ► OVERALL: 4-7 ► SWC: 2-6

S15	UT-Arlington	W	44	7	35,121
S22	at New Mexico	L	24	29	24,529
S29	•Baylor	L	9	18	41,328
O6	•at Texas A&M	W	30	12	51,365
O13	•at Arkansas	L	0	24	54,986
O20	•at Rice	W	30	10	13,105
O27	Tulsa	W	20	17	34,624
N3	•Texas (2)	L	10	13	50,722
N10	•at TCU (15)	L	16	27	34,075
N17	•SMU (16)	L	0	31	31,864
N24	•Houston	L	17	24	27,373

Head Coach: Jerry Moore

## 1983 ► OVERALL: 3-7-1 ► SWC: 3-4-1

S10	at Air Force	L	13	28	26,800
S24	•at Baylor	W	26	11	38,000
O1	•Texas A&M	W	3	0	52,109
O8	New Mexico	L	10	30	36,543
O15	•Rice	W	14	3	43,611
O22	Tulsa	L	20	59	34,006
O29	•at Texas (2)	L	3	20	75,225
N5	•TCU	T	10	10	37,507
N12	•at SMU (7)	L	7	33	30,050
N19	•at Houston	L	41	43	23,153
N26	•Arkansas	L	13	16	32,978

Head Coach: Jerry Moore

## 1982 ► OVERALL: 4-7 ► SWC: 3-5

S11	at New Mexico	L	0	14	22,720
S18	Air Force	W	31	30	38,964
S25	•Baylor	L	23	24	46,069
O2	•at Texas A&M	W	24	15	59,416
O9	•at Arkansas (9)	L	3	21	44,024
O16	•at Rice	W	23	21	25,000
O23	at Washington (1)	L	3	10	57,500
O30	•Texas	L	0	27	52,041
N6	•at TCU	W	16	14	22,104
N13	•SMU (2)	L	27	34	45,954
N20	•Houston	L	7	24	33,548

Head Coach: Jerry Moore

## 1981 ► OVERALL: 1-9-1 ► SWC: 0-7-1

S12	at Colorado	L	27	45	34,884
S19	New Mexico	W	28	21	42,321
S26	•at Baylor	L	15	28	40,000
O3	•Texas A&M	L	23	24	50,081
O10	•Arkansas	L	14	26	41,866
O17	•Rice	L	23	30	40,073
O24	Washington	L	7	14	36,335
O31	•at Texas (6)	L	9	26	56,439
N7	•TCU	T	39	39	37,714
N14	•at SMU (8)	L	6	30	24,410
N21	•at Houston	L	7	15	25,169

Head Coach: Jerry Moore

## 1980 ► OVERALL: 5-6 ► SWC: 3-5

S6	UT-El Paso	W	35	7	37,122
S13	North Carolina (15)	L	3	9	37,797
S20	New Mexico	W	28	17	38,873
S27	•Baylor	L	3	11	48,539
O4	•at Texas A&M	L	21	41	65,490
O18	•				

## YEAR-BY-YEAR RESULTS

1979 ▶ OVERALL: 3-6-2 ▶ SWC: 2-5-1

S8	Southern Calif. (1)	L	7	21	52,991
S15	New Mexico	W	17	7	42,109
S22	at Arizona	T	14	14	40,476
S29	•at Baylor	L	17	27	35,800
O6	•Texas A&M	W	21	20	52,468
O13	•Arkansas	L	6	20	47,109
O20	•Rice	W	30	7	41,732
N3	•at Texas (8)	L	6	14	77,809
N10	•TCU	T	3	3	40,091
N17	•at SMU	L	10	35	42,226
N24	•at Houston (9)	L	10	14	25,637

Head Coach: Rex Dockery

1978 ▶ OVERALL: 7-4 ▶ SWC: 5-3

S9	at Southern Cal (9)	L	9	17	50,321
S23	Arizona	W	41	26	41,732
S30	•Texas (6)	L	7	24	54,012
O7	•at Texas A&M (7)	L	9	38	56,121
O14	at New Mexico	W	36	23	23,167
O21	•at Rice	W	42	28	20,000
N4	•Baylor	W	27	9	48,895
N11	•at TCU	W	27	17	17,228
N18	•SMU	W	19	16	45,101
N25	•Houston (5)	W	22	21	36,691
D2	•at Arkansas (8)	L	7	49	43,301

Head Coach: Rex Dockery

1977 ▶ OVERALL: 7-5 ▶ SWC: 4-4 ▶ TANGERINE

S10	•at Baylor	W	17	7	45,800
S17	New Mexico	W	49	14	45,108
S24	•Texas A&M (6)	L	17	33	55,008
O1	at North Carolina	W	10	7	48,000
O8	at Arizona	W	32	26	41,500
O15	•Rice	W	42	7	42,689
O29	•at Texas (1)	L	0	26	78,809
N5	•TCU	W	49	17	42,124
N12	•at SMU	W	45	7	21,689
N19	•at Houston	L	7	45	43,989
N26	•Arkansas (6)	L	14	17	32,856
D23	Florida State (19)	L	17	40	44,502

Head Coach: Steve Sloan

1976 ▶ OVERALL: 10-2 ▶ SWC: 7-1 ▶ BLUEBONNET

S11	Colorado	W	24	7	44,132
S25	at New Mexico	W	20	16	28,501
O9	•at Texas A&M (17)	W	27	16	52,651
O16	•at Rice	W	37	13	23,500
O23	Arizona	W	52	27	44,890
O30	•Texas (15)	W	31	28	54,187
N6	•at TCU	W	14	10	20,986
N13	•SMU	W	34	7	34,780
N20	•Houston (9)	L	19	27	45,102
N27	•at Arkansas	W	30	7	41,000
D4	•Baylor (18)	W	24	21	37,105
D31	Nebraska (9)	L	24	27	48,618

Head Coach: Steve Sloan

1975 ▶ OVERALL: 6-5 ▶ SWC: 4-3

S13	Florida State	W	31	20	35,268
S20	New Mexico	W	24	17	39,160
S27	•at Texas (6)	L	18	42	77,809
O4	at Oklahoma St. (15)	L	16	17	43,500
O11	•Texas A&M (6)	L	9	38	52,254
O18	at Arizona (13)	L	28	32	39,854
O25	•SMU	W	37	20	36,020
N1	•Rice	W	28	24	38,205
N8	•at TCU	W	34	0	18,200
N15	•Baylor	W	33	10	36,594
N22	•at Arkansas (19)	L	14	31	36,600

Head Coach: Steve Sloan

1974 ▶ OVERALL: 6-4-2 ▶ SWC: 3-4 ▶ PEACH

S14	Iowa State	W	24	3	38,442
S21	at New Mexico	T	21	21	17,719
S28	•Texas (6)	W	26	3	51,082
O5	Oklahoma State	W	14	13	42,158
O12	•at Texas A&M (16)	L	7	28	50,620
O19	Arizona (9)	W	17	8	40,231
O26	•at SMU	W	20	17	32,505
N2	•at Rice	L	7	21	19,500
N9	•TCU	W	28	0	40,189
N16	•at Baylor	L	10	17	32,000
N23	•Arkansas	L	13	21	38,327
D28	Vanderbilt	T	6	6	31,695

Head Coach: Jim Carlen

1973 ▶ OVERALL: 11-1 ▶ SWC: 6-1 ▶ GATOR

S15	Utah	W	29	22	38,554
S22	New Mexico	W	41	7	30,218
S29	•at Texas (14)	L	12	28	77,809
O6	at Oklahoma State	W	20	7	41,000
O13	•Texas A&M	W	28	16	50,102
O20	at Arizona (19)	W	31	17	40,172
O27	•SMU	W	31	14	45,098
N3	•Rice	W	19	6	37,400
N10	•at TCU	W	24	10	25,029
N17	•Baylor	W	55	24	35,102
N24	•at Arkansas	W	24	17	42,061
D29	Tennessee (20)	W	28	19	62,109

Head Coach: Jim Carlen

1972 ▶ OVERALL: 8-4 ▶ SWC: 4-3 ▶ SUN

S16	Utah	W	45	2	38,180
S23	at New Mexico	W	41	16	24,860
S30	•Texas (12)	L	20	25	52,187
O7	Tulsa	W	35	18	34,175
O14	•at Texas A&M	W	17	14	34,200
O21	Arizona	W	35	10	33,320
O28	•at SMU (18)	W	17	3	35,953
N4	•at Rice	W	10	6	20,000
N11	•TCU	L	7	31	40,120
N18	•at Baylor	W	13	7	18,000
N25	•Arkansas	L	14	24	35,275
D30	North Carolina (16)	L	28	32	27,877

Head Coach: Jim Carlen

1971 ▶ OVERALL: 4-7 ▶ SWC: 2-5

S11	at Tulane	L	9	15	21,738
S18	New Mexico	L	10	13	37,200
S25	•at Texas (3)	L	0	28	76,639
O2	at Arizona	W	13	6	31,000
O9	•Texas A&M	W	28	7	44,380
O16	Boston College	W	14	6	32,480
O23	•at SMU	L	17	18	26,681
O30	•Rice	L	7	9	38,340
N6	•at TCU	L	6	17	22,138
N13	•Baylor	W	27	0	32,169
N20	•at Arkansas (17)	L	0	15	43,000

Head Coach: Jim Carlen

1970 ▶ OVERALL: 8-4 ▶ SWC: 5-2 ▶ SUN

S12	Tulane	W	21	14	43,250
S19	at Kansas	W	23	0	38,700
S26	•Texas (2)	L	13	35	53,124
O3	UC Santa Barbara	W	63	21	34,000
O10	•at Texas A&M	W	21	7	43,075
O17	at Mississippi State	L	16	20	20,000
O24	•SMU	W	14	10	46,258
O31	•at Rice	W	3	0	25,000
N7	•TCU	W	22	14	40,100
N14	•at Baylor	W	7	3	19,000
N21	•Arkansas (6)	L	10	24	50,125
D19	Georgia Tech (13)	L	9	17	26,188

Head Coach: Jim Carlen

1969 ▶ OVERALL: 5-5 ▶ SWC: 4-3

S20	Kansas	W	38	22	42,250
S27	•at Texas (4)	L	7	49	65,200
O4	at Oklahoma State	L	10	17	28,500
O11	•Texas A&M	W	13	9	49,000
O18	Mississippi State	L	26	30	34,000
O25	•at SMU	W	27	24	27,465
N1	•Rice	W	24	14	38,500
N8	•at TCU	L	26	35	25,278
N15	•Baylor	W	41	7	32,000
N27	•at Arkansas (2)	L	0	33	45,000

Head Coach: JT King

1968 ▶ OVERALL: 5-3-2 ▶ SWC: 4-3

S21	Cincinnati	T	10	10	35,200
S28	•Texas (6)	W	31	22	50,167
O5	Colorado State	W	43	13	38,000
O12	•at Texas A&M	W	21	16	45,000
O19	at Mississippi State	T	28	28	20,000
O26	•SMU	L	18	39	50,352
N2	•at Rice	W	38	15	20,000
N9	•TCU	W	31	14	40,140
N16	•at Baylor	L	28	42	20,000
N23	•Arkansas (9)	L	7	42	48,165

Head Coach: JT King

1967 ▶ OVERALL: 6-4 ▶ SWC: 5-2

S23	Iowa State	W	52	0	38,250
S30	•at Texas (8)	W	19	13	66,000
O7	Mississippi State	L	3	7	39,000
O12	•Texas A&M	L	24	28	48,240
O21	at Florida State	L	12	28	33,179
O28	•at SMU	W	21	7	34,000
N4	•Rice	W	24	10	45,150
N11	•at TCU	L	0	16	23,428
N18	•Baylor	W	31	29	34,000
N25	•Arkansas	W	31	27	40,000

Head Coach: JT King

1966 ▶ OVERALL: 4-6-0 ▶ SWC: 2-5

S17	at Kansas	W	23	7	28,165
S24	•Texas	L	21	31	48,155
O1	•at Texas A&M	L	14	35	23,500
O8	•at TCU	L	3	6	25,064
O15	Florida State	L	33	42	28,307
O22	•SMU	L	7	24	40,354
O29	•at Rice	W	35	19	21,000
N5	Oklahoma State	W	10	7	28,175
N12	•Baylor	L	14	29	28,965
N19	•Arkansas (6)	W	21	16	34,565

Head Coach: JT King

1965 ▶ OVERALL: 8-3 ▶ SWC: 5-2 ▶ GATOR

S18	Kansas	W	26	7	35,300
S25	•at Texas (3)	L	7	33	65,350
O2	•Texas A&M	W	20	16	43,000
O9	•TCU	W	28	24	35,000
O16	Oklahoma State	W	17	14	29,825
O23	•at SMU	W	26	24	40,000
O30	•Rice	W	27	0	43,555
N6	New Mexico State	W	48	9	28,753
N13	•Baylor	W	34	22	45,619
N20	•at Arkansas (2)	L	24	42	42,000
D31	Georgia Tech	L	21	31	60,127

Head Coach: JT King

1964 ▶ OVERALL: 6-4-1 ▶ SWC: 3-3-1 ▶ SUN

S19	Mississippi State	W	27	7	38,000
S26	•Texas (4)	L	0	23	47,100
O3	•at Texas A&M	W	16	12	25,000
O10	•at TCU	W	25	10	23,902
O17	•at Baylor	L	10	28	22,000
O24	•SMU	W	12	0	36,000
O31	•at Rice	T	6	6	n/a
N7	West Texas State	W	48	0	34,500
N14	Washington State	W	28	10	25,500
N21	•Arkansas (3)	L	0	17	45,000
D24	Georgia	L	0	7	23,292

Head Coach: JT King

1963 ▶ OVERALL: 5-5 ▶ SWC: 2-5

S21	Washington State	W	16	7	31,500
S28	•at Texas (4)	L	7	49	54,000
O5	•Texas A&M	W	10	0	38,000
O12	•TCU	L	3	35	31,500
O19	•Baylor	L	17	21	32,000
O26	•at SMU	W	13	6	19,000
N2	•Rice	L	3	17	36,500
N9	Kansas State	W	51	13	24,500
N16	at Texas Western	W	7	3	18,400
N23	•at Arkansas	L	20	27	25,000

Head Coach: JT King

1962 ▶ OVERALL: 1-9 ▶ SWC: 0-7

S22	West Texas State	L	27	30	41,000
S29	•Texas (3)	L	0	34	42,000
O6	•at Texas A&M	L	3	7	n/a
O13	•at TCU	L	13	35	22,000
O20	•at Baylor	L	6	28	16,000
O27	•SMU	L	0	14	32,000
N3	•at Rice	L	0	14	n/a
N10	at Boston College	L	13	42	11,200
N17	Colorado	W	21	12	10,000
N24	•Arkansas (7)	L	0	34	16,000

Head Coach: JT King







# STADIUM RECORDS

## STADIUM RECORD ATTENDANCE:

61,836 - vs. #12 Oklahoma State (Nov. 2, 2013)

## FIRST GAME AT JONES AT&T STADIUM:

Nov. 29, 1947; Texas Tech vs. Hardin-Simmons

## FIRST GAME ON ARTIFICIAL TURF:

Sept. 12, 1970; Texas Tech vs. Tulane

## FIRST GAME ON FIELDTURF:

Sept. 2, 2006; Texas Tech vs. SMU

## TEXAS TECH ALL-TIME

### HOME RECORD (SINCE 1925):

In 89 seasons of football at Texas Tech, the Red Raiders are 333-159-13 all-time in home games.

### TEXAS TECH AT JONES AT&T STADIUM (SINCE 1947):

In 66 seasons at The Jones, Texas Tech is 246-129-6 at home.

### STADIUM RECORD ATTENDANCE FOR A SEASON OPENER:

57,528 – Texas Tech vs. SMU (Sept. 5, 2010)

### STADIUM RECORD ATTENDANCE FOR STUDENT ATTENDANCE:

16,092 – Texas Tech vs. #24 TCU (Sept. 12, 2013)

### CONSECUTIVE HOME GAMES WITHOUT A LOSS AT JONES AT&T STADIUM:

12; began with 34-27 win over Oklahoma on Nov. 17, 2007, through 52-30 loss to Texas A&M on Oct. 24, 2009

### WINNING SEASONS:

Texas Tech has had 54 winning or non-losing seasons in 66 years at Jones AT&T Stadium. The last team to go undefeated at home was the 2008 squad with a record of 7-0.

#### Other Awards

Be sure to refer to the "Awards" Section in the front of this book to view national honors earned by Texas Tech Men's and Track & Field teams, coaches and players. All accomplishments compiled here are as of August 2014.

#### Most Complete Information:

Complete details, other records and information about every sport is available at the Texas Tech Website, look for a media supplement link from the sidebar of each sport. Statistics and records will be updated online as events occur and records are broken.

[www.texastech.com](http://www.texastech.com)

Seas.	#	Avg.	High	Opponent
2013	6	57,932	61,836	Oklahoma St.
2012	6	57,215	60,879	Texas
2011	6	55,347	59,260	Iowa State
2010	6	57,108	60,454	twice (UT/OSU)
2009	7	50,249	57,733	Texas A&M
2008	7	53,625	56,333	Texas
2007	6	51,911	55,491	Texas A&M
2006	6	50,874	56,158	Texas
2005	7	50,972	55,755	Texas A&M
2004	5	52,823	55,413	Texas
2003	6	49,608	53,135	Oklahoma
2002	6	43,126	52,047	Texas
2001	6	46,101	52,649	Texas A&M
2000	8	42,215	53,027	Texas
1999	5	45,894	53,513	Texas A&M
1998	6	43,256	50,647	Texas
1997	6	41,906	50,513	Texas A&M
1996	5	45,317	51,344	Nebraska
1995	5	39,218	51,205	Texas A&M
1994	6	32,032	45,591	Texas
1993	5	33,318	50,748	Texas A&M
1992	6	39,735	50,741	Texas
1991	6	37,905	50,577	Texas A&M
1990	5	43,476	50,276	Texas
1989	6	37,983	50,743	Texas A&M
1988	5	35,803	49,682	Texas
1987	7	31,132	42,625	Texas A&M
1986	6	37,719	44,820	Texas
1985	6	36,392	50,148	Texas A&M
1984	6	36,839	50,722	Texas
1983	6	39,459	52,109	Texas A&M
1982	5	43,311	52,041	Texas
1981	6	41,398	50,081	Texas A&M
1980	7	41,578	50,132	Texas
1979	6	46,083	52,991	USC
1978	5	45,286	54,012	Texas
1977	5	43,557	55,008	Texas A&M
1976	6	43,366	54,187	Texas
1975	6	39,584	52,254	Texas A&M
1974	6	41,738	51,082	Texas
1973	6	39,412	50,102	Texas A&M
1972	6	38,876	52,187	Texas
1971	5	36,914	44,380	Texas A&M
1970	6	44,476	53,124	Texas
1969	5	39,150	49,000	Texas A&M
1968	6	43,199	50,352	SMU
1967	5	40,978	48,240	Texas A&M
1966	6	34,708	48,155	Texas
1965	7	35,979	45,619	Baylor
1964	6	37,155	47,100	Texas
1963	6	32,333	38,000	Texas A&M
1962	5	28,473	42,000	Texas
1961	6	22,583	38,500	Texas A&M
1960	6	19,475	32,000	SMU
1959	4	17,116	23,000	TCU

## TOP 10 ATTENDANCE FIGURES

RANK	ATTENDANCE	OPPONENT	SEAS.
1	61,836	Oklahoma St.	2013
2	60,997	Texas State	2013
3	60,879	Texas	2012
4	60,800	Oklahoma	2012
5	60,454	Texas	2010
	60,454	Oklahoma St.	2010
7	59,260	Iowa State	2011
8	58,955	New Mexico	2012
9	58,702	TCU	2013
10	58,416	Texas A&M	2-11

## GAME RECORDS

Most Home Games, Season:.....9 games (1932)  
 Most Home Games, Season (Since 1950):.....8 (1994, 2000)  
 Most Home Wins, Season:.....7 games (1965, 2005, 2008)  
 Most Home Losses, Season:.....5 games (1944, 1950)  
 Most Home Losses, Season (Since 1950):.....4 games (1952, 1957, 1962, 1966, 1981, 1982, 1984, 1990, 2011)  
 Most Home Ties, Season:.....2 (1925)  
 Most Home Ties, Season (Since 1950):.....1 game (1954, 1956, 1968, 1979, 1981, 1983)  
 Undefeated Home Seasons: 14 (Last: 2008)  
 Longest Home Winning Streak before Jones AT&T Stadium:.....13 (1939-42);  
 Longest Home Losing Streak:.....6 (1943-44)

## SINGLE GAME

Most Points:.....120 vs. Wayland (1925)  
 Most Points (Since 1950):.....80 vs. Sam Houston State (2005)  
 Most Opponent Points:.....61, Miami (Fla.) (1986)  
 Most Combined Points:.....120 (Texas Tech 120, Wayland 0 – 1925)  
 Most Combined Points (Since 1950):.....105 (Tech 70, TCU 35 – 2004)  
 Widest Margin of Victory:.....120 (Tech vs. Wayland – 1925)  
 Widest Margin of Victory (Since 1950):.....71-0 vs. New Mexico A&M (1953)

## MISCELLANEOUS

Win-Lost Record:.....333-159-13  
 Last Tie Game:.....vs. TCU, 10-10 (1983)

## SEASON

Most Points:.....367 (2005)  
 Fewest Points:.....20 (1928)

## PASSING RECORDS

### GAME

Most Attempts: .....	72,
Graham Harrell vs. Oklahoma (2007)	
Most Completions: .....	49,
Kliff Kingsbury at Texas A&M (2002); vs. Missouri (2002)	
Highest Completion Percentage: .....	83.7%,
Graham Harrell vs. Iowa State (2007); 36-of-43	
Most Yards per Completion: .....	28.8,
Kliff Kingsbury vs. Oklahoma (1999); 9-of-17, 259 yards	
Consecutive Completions: .....	15
Seth Doege at New Mexico (2011)	
Taylor Potts vs. Baylor, Cotton Bowl Stadium (2010)	
Most Yards:.....	661,
B.J. Symons at Mississippi (2003)	

### Most Yards by Class

Freshman: .....	462,
Davis Webb at West Virginia (2013)	
Sophomore: .....	519,
Graham Harrell vs. Texas (2006)	
Junior: .....	646,
Graham Harrell at Oklahoma State (2007)	
Senior: .....	661,
B.J. Symons at Mississippi (2003)	
Most Touchdowns: .....	8,
B.J. Symons vs. Texas A&M (2003)	

### Miscellaneous

Longest Texas Tech Pass: .....	95,
Robert Hall to Rodney Blackshear vs. Houston (1991)	
Most Passing Yards In A Half: .....	370,
Steven Sheffield (370) vs. Kansas State (2009)	
First Half	

### SINGLE-GAME YARDAGE LEADERS

1. B.J. Symons at Mississippi (2003).....	661
2. Graham Harrell at Oklahoma State (2007)	646
3. Cody Hodges vs. Kansas State (2005).....	643
4. B.J. Symons at N.C. State (2003) .....	586
5. B.J. Symons at Oklahoma State (2003).....	552
6. Graham Harrell vs. E. Washington (2008) ...	536
7. Sonny Cumbie vs. California (2004).....	520
8. Graham Harrell vs. Texas (2006).....	519
9. Kliff Kingsbury vs. Missouri (2002) .....	510
10. B.J. Symons vs. Texas A&M (2003).....	505

### SEASON

Most Attempts: .....	719,
B.J. Symons (2003)	
Most Completions:.....	512,
Graham Harrell (2007)	
Highest Completion Percentage: .....	71.8%,
Graham Harrell (2007); 512-of-713	
Most Yards per Completion:.....	15.1,
Billy Joe Tolliver (1988); 190 completions, 2,869 yards	
Most Yards: .....	5,833,
B.J. Symons (2003)	

### Most Yards by Class:

Freshman:.....	1,596, Zebbie Lethridge (1994)
Sophomore:.....	4,555, Graham Harrell (2006)
Junior:.....	5,705, Graham Harrell (2007)
Senior:.....	5,833, B.J. Symons (2003)
Most Yards per Game:.....	448.7,
B.J. Symons (2003); 5,833/13	
Most Touchdowns:.....	52,
B.J. Symons (2003)	

### Miscellaneous

Most 300-Yard Games:.....	13,
Graham Harrell (2007)	
Most 400-Yard Games:.....	11,
Graham Harrell (2007)	

### SINGLE-SEASON YARDAGE LEADERS

1. B.J. Symons (2003).....	5,833
2. Graham Harrell (2007).....	5,705
3. Graham Harrell (2008).....	5,111
4. Kliff Kingsbury (2002) .....	5,017
5. Sonny Cumbie (2004) .....	4,742
6. Graham Harrell (2006).....	4,555
7. Cody Hodges (2005).....	4,238
8. Seth Doege (2012) .....	4,215
9. Seth Doege (2011) .....	4,004
10. Taylor Potts (2010) .....	3,726

### SINGLE-SEASON YARD-PER-GAME LEADERS

1. B.J. Symons (2003).....	448.7
2. Graham Harrell (2007).....	438.8
3. Sonny Cumbie (2004) .....	395.2
4. Graham Harrell (2008).....	393.2
5. Kliff Kingsbury (2002) .....	358.4
6. Cody Hodges (2005).....	353.2
7. Graham Harrell (2006).....	350.4
8. Seth Doege (2011) .....	333.7
9. Seth Doege (2012) .....	324.2
10. Kliff Kingsbury (2001) .....	318.4

### SINGLE-SEASON TOUCHDOWN LEADERS

1. B.J. Symons (2003).....	52
2. Graham Harrell (2007).....	48
3. Kliff Kingsbury (2002) .....	45
Graham Harrell (2008).....	45
5. Seth Doege (2012) .....	39
6. Graham Harrell (2006).....	38
7. Taylor Potts (2010).....	35
8. Sonny Cumbie (2004) .....	32
9. Cody Hodges (2005) .....	31
Taylor Potts (2010).....	31

### SINGLE-SEASON PASS ATTEMPT LEADERS

1. B.J. Symons (2003).....	719
2. Graham Harrell (2007).....	713
3. Kliff Kingsbury (2002) .....	712
4. Sonny Cumbie (2004) .....	642
5. Graham Harrell (2008).....	626
6. Graham Harrell (2006).....	617
7. Kliff Kingsbury (2000) .....	585
8. Seth Doege (2011) .....	581
9. Taylor Potts (2010).....	551
10. Seth Doege (2012).....	541

### SINGLE-SEASON COMPLETION LEADERS

1. Graham Harrell (2007).....	512
2. Kliff Kingsbury (2002) .....	479
3. B.J. Symons (2003).....	470
4. Graham Harrell (2008).....	442
5. Sonny Cumbie (2004) .....	421
6. Graham Harrell (2006).....	412
7. Seth Doege (2011) .....	398
8. Seth Doege (2012) .....	380
9. Taylor Potts (2010).....	369
10. Kliff Kingsbury (2001) .....	365



## PASSING RECORDS

### CAREER

Most Attempts:.....	2,062,
Graham Harrell (2005-08)	
Most Completions:.....	1,403,
Graham Harrell (2005-08)	
Highest Completion Percentage:.....	68.0,
Graham Harrell (2005-08); 1,403-of-2,062	
Most Yards per Completion:.....	14.9,
Rodney Allison (1974-77);	
161 completions, 2,411 yards	
Most Yards:.....	15,793,
Graham Harrell (2005-08)	
Most Yards per Game:.....	350.9,
Graham Harrell (2005-08); 15,793.45 games	
Most Touchdowns:.....	134,
Graham Harrell (2005-08)	

### Miscellaneous

Most 300-Yard Games:.....	32,
Graham Harrell (2005-08)	
Most 400-Yard Games:.....	20,
Graham Harrell (2005-08)	

### CAREER YARDAGE LEADERS

1. Graham Harrell (2005-08).....	15,793
2. Kliff Kingsbury (1999-02).....	12,429
3. Seth Doege (2009-12).....	8,646
4. Robert Hall (1990-93).....	7,908
5. Taylor Potts (2007-10).....	7,835
6. Zebbie Lethridge (1994-97).....	6,789
7. Billy Joe Tolliver (1985-88).....	6,756
8. B.J. Symons (2000-03).....	6,378
9. Sonny Cumbie (2001-04).....	5,116
10. Ron Reeves (1978-81).....	4,688

### CAREER TOUCHDOWN LEADERS

1. Graham Harrell (2005-2008).....	134
2. Kliff Kingsbury (1999-02).....	95
3. Seth Doege (2009-12).....	69
4. Taylor Potts (2007-10).....	62
5. B.J. Symons (2000-03).....	59
6. Robert Hall (1990-93).....	48
7. Zebbie Lethridge (1994-97).....	42
8. Billy Joe Tolliver (1985-88).....	38
9. Sonny Cumbie (2001-04).....	33
Cody Hodges (2002-05).....	33

### CAREER PASS ATTEMPTS LEADERS

1. Graham Harrell (2005-08).....	2,062
2. Kliff Kingsbury (1999-02).....	1,883
3. Seth Doege (2009-12).....	1,187
4. Taylor Potts (2007-10).....	1,106
5. Zebbie Lethridge (1994-97).....	1,070
6. Billy Joe Tolliver (1985-88).....	1,008
7. Robert Hall (1990-93).....	997
8. B.J. Symons (2000-03).....	797
9. Ron Reeves (1978-81).....	763
10. Sonny Cumbie (2001-04).....	704

### CAREER COMPLETION LEADERS

1. Graham Harrell (2005-08).....	1,403
2. Kliff Kingsbury (1999-02).....	1,231
3. Seth Doege (2009-12).....	819
4. Taylor Potts (2007-10).....	733
5. B.J. Symons (2000-03).....	554
6. Robert Hall (1990-93).....	548
7. Zebbie Lethridge (1994-97).....	519
8. Billy Joe Tolliver (1985-88).....	493
9. Sonny Cumbie (2001-04).....	461
10. Cody Hodges (2002-05).....	360

### TOP PASSING GAMES

1. B.J. Symons at Mississippi (2003).....	661	29. Cody Hodges vs. Florida International (2005).....	454
2. Graham Harrell at Oklahoma State (2007).....	646	Graham Harrell at Kansas State (2008).....	454
3. Cody Hodges vs. Kansas State (2005).....	643	31. Graham Harrell at Texas A&M (2008).....	450
4. B.J. Symons at N.C. State (2003).....	586	32. Sonny Cumbie at New Mexico (2004).....	449
5. B.J. Symons at Oklahoma State (2003).....	552	33. Billy Joe Tolliver vs. Oklahoma State (1988).....	446
6. Graham Harrell vs. E. Washington (2008).....	536	34. Graham Harrell vs. Minnesota (2006).....	445
7. Sonny Cumbie vs. California (2004).....	520	35. Seth Doege at Oklahoma (2011).....	441
8. Graham Harrell vs. Texas (2006).....	519	Sonny Cumbie vs. TCU (2004).....	441
9. Kliff Kingsbury vs. Missouri (2002).....	510	37. Kliff Kingsbury vs. Oklahoma State (2001).....	440
10. B.J. Symons vs. Texas A&M (2003).....	505	38. Sonny Cumbie vs. Nebraska (2004).....	436
11. Seth Doege vs. West Virginia (2012).....	499	Cody Hodges vs. Sam Houston State (2005).....	436
12. B.J. Symons vs. Navy (2003).....	497	40. Graham Harrell at Baylor (2007).....	433
13. Steven Sheffield vs. Kansas State (2009).....	490	41. Graham Harrell vs. Colorado (2007).....	431
14. B.J. Symons vs. Iowa State (2003).....	487	42. B.J. Symons at Baylor (2003).....	428
15. Graham Harrell vs. UTEP (2007).....	484	43. Davis Webb vs. Oklahoma State (2013).....	425
16. Graham Harrell vs. Baylor (2006).....	483	Kliff Kingsbury vs. Oklahoma State (2002).....	425
17. Seth Doege vs. Kansas (2012).....	476	Graham Harrell vs. Iowa State (2007).....	425
18. Kliff Kingsbury at Texas A&M (2002).....	474	Graham Harrell vs. Texas A&M (2007).....	425
Graham Harrell vs. Texas (2008).....	474	47. Billy Joe Tolliver vs. TCU (1985).....	422
20. Kliff Kingsbury vs. Texas (2002).....	473	48. Graham Harrell vs. Oklahoma (2007).....	420
21. Sonny Cumbie at SMU (2004).....	470	Taylor Potts at Texas (2009).....	420
22. Graham Harrell at Texas (2007).....	466	50. Graham Harrell at SMU (2007).....	419
23. Davis Webb at West Virginia (2013).....	462	51. B.J. Symons vs. New Mexico (2003).....	418
Taylor Potts vs. Baylor (2010).....	462	Graham Harrell vs. SMU (2008).....	418
25. Seth Doege vs. Kansas State (2011).....	461	53. Davis Webb vs. Iowa State (2013).....	415
26. Kliff Kingsbury vs. Utah State (2000).....	456	54. Graham Harrell at Rice (2007).....	414
Graham Harrell vs. Oklahoma State (2008).....	456	55. Baker Mayfield at SMU (2013).....	413
Taylor Potts vs. Rice (2009).....	456	56. Kliff Kingsbury vs. Kansas State (2001).....	409

## RECEIVING RECORDS

### GAME

Most Receptions: ..... 15,  
Michael Crabtree vs. UTEP (2007);  
Robert Johnson vs. SMU (2006)

#### Most Receptions by Class

Freshman: ..... 15,  
Michael Crabtree vs. UTEP (2007)  
Sophomore: ..... 16,  
Eric Ward vs. Baylor (2011);  
Wes Welker vs. Texas A&M (2001)  
Junior: ..... 15,  
Jace Amaro vs. Oklahoma State (2013)  
Senior: ..... 15, Robert Johnson vs. SMU (2006)

Most Yards: ..... 255,  
Joel Filani vs. Kansas State (2005)

#### Most Yards by Class:

Freshman: ..... 244,  
Michael Crabtree at Rice (2007)  
Sophomore: ..... 241,  
Donnie Hart vs. Texas (1996)  
Junior: ..... 255,  
Joel Filani vs. Kansas State (2005)  
Senior: ..... 251,  
Rodney Blackshear vs. Houston (1991)

Most Yards per Reception: ..... 50.2,  
Rodney Blackshear vs. Houston (1991);  
5 rec., 251 yards

Most Touchdowns: ..... 4,  
Derek Dorris at Kansas (2000)

#### Miscellaneous

Longest Texas Tech Reception (Game): ..... 95,  
Rodney Blackshear from Robert Hall vs.  
Houston (1991)

#### SINGLE-GAME RECEPTION LEADERS

1. Eric Ward vs. Baylor (2011) ..... 16  
2. Jace Amaro vs. Oklahoma State (2013) ..... 15  
Robert Johnson vs. SMU (2006)  
Michael Crabtree vs. UTEP (2007)  
4. Wes Welker vs. Texas (2002) ..... 14  
Danny Amendola at Oklahoma State (2007)  
Michael Crabtree at Oklahoma State (2007)  
8. Eric Ward at SMU (2013) ..... 13  
Darrin Moore vs. Baylor (2012)  
Ricky Williams vs. North Texas (2001)  
Taurean Henderson at Texas A&M (2002)  
Wes Welker at Missouri (2003)

#### SINGLE-GAME YARDAGE LEADERS

1. Joel Filani vs. Kansas State (2005) ..... 255  
2. Rodney Blackshear vs. Houston (1991) ..... 251  
3. Leonard Harris vs. Houston (1983) ..... 248  
4. Michael Crabtree at Rice (2007) ..... 244  
5. Donnie Hart vs. Texas (1996) ..... 241  
6. Michael Crabtree ..... 237  
at Oklahoma State (2007)  
7. Carlos Francis vs. Utah State (2000) ..... 234  
8. Danny Amendola ..... 233  
at Oklahoma State (2007)  
9. Lloyd Hill vs. Wyoming (1992) ..... 222  
10. Darrin Moore vs. Texas State (2011) ..... 221

### SEASON

Most Receptions: ..... 134,  
Michael Crabtree (2007)

#### Most Receptions by Class

Freshman: ..... 134, Michael Crabtree (2007)  
Sophomore: ..... 97, Michael Crabtree (2008)  
Junior: ..... 106, Jace Amaro (2013)  
Senior: ..... 109, Danny Amendola (2007)

Most Yards: ..... 1,962, Michael Crabtree (2007)

#### Most Yards by Class

Freshman: ..... 1,962, Michael Crabtree (2007)  
Sophomore: ..... 1,177, Jarrett Hicks (2004)  
Junior: ..... 1,261, Lloyd Hill (1992)  
Senior: ..... 1,300, Joel Filani (2006)

Most Yards per Reception: ..... 22.1,  
Rodney Blackshear (1990)

Most Touchdowns: ..... 22,  
Michael Crabtree (2007)

#### Miscellaneous

Most 100-Yard Games: ..... 11,  
Michael Crabtree (2007)

#### SINGLE-SEASON RECEPTION LEADERS

1. Michael Crabtree (2007) ..... 134  
2. Danny Amendola (2007) ..... 109  
3. Jace Amaro (2013) ..... 106  
4. Taurean Henderson (2002) ..... 98  
5. Wes Welker (2003) ..... 97  
Michael Crabtree (2008) ..... 97  
7. Darrin Moore (2012) ..... 92  
Ricky Williams (2001) ..... 92  
9. Joel Filani (2006) ..... 91  
10. Robert Johnson (2006) ..... 89

#### SINGLE-SEASON YARDAGE LEADERS

1. Michael Crabtree (2007) ..... 1,962  
2. Jace Amaro (2013) ..... 1,352  
3. Joel Filani (2006) ..... 1,300  
4. Lloyd Hill (1992) ..... 1,261  
5. Danny Amendola (2007) ..... 1,245  
6. Carlos Francis (2003) ..... 1,177  
Jarrett Hicks (2004) ..... 1,177  
8. Michael Crabtree (2008) ..... 1,165  
9. Wes Welker (2003) ..... 1,099  
10. Nehemiah Glover (2003) ..... 1,081

#### SINGLE-SEASON TOUCHDOWN LEADERS

1. Michael Crabtree (2007) ..... 22  
2. Michael Crabtree (2008) ..... 19  
Lyle Leong (2010) ..... 19  
4. Darrin Moore (2012) ..... 13  
Jarrett Hicks (2004) ..... 13  
Joel Filani (2006) ..... 13  
7. Eric Ward (2012) ..... 12  
Lloyd Hill (1992) ..... 12  
Mickey Peters (2003) ..... 12  
10. Eric Ward (2011) ..... 11

### CAREER

Most Receptions: ..... 302,  
Taurean Henderson (2002-05)  
Most Yards: ..... 3,127,  
Michael Crabtree (2007-08)  
Most Yards per Reception: ..... 20.4,  
Rodney Blackshear (1987-91)  
Most Touchdowns: ..... 41,  
Michael Crabtree (2007-08)

#### Miscellaneous

Most 100-Yard Receiving Games: ..... 15,  
Michael Crabtree (2007-08)

#### CAREER RECEPTION LEADERS

1. Taurean Henderson (2002-05) ..... 302  
2. Wes Welker (2000-03) ..... 259  
3. Eric Ward (2010-13) ..... 255  
4. Detron Lewis (2007-10) ..... 238  
5. Michael Crabtree (2007-08) ..... 231  
6. Nehemiah Glover (2001-04) ..... 223  
7. Carlos Francis (2000-03) ..... 216  
8. Danny Amendola (2004-07) ..... 204  
9. Jarrett Hicks (2003-06) ..... 198  
10. Mickey Peters (2000-03) ..... 196

#### CAREER YARDAGE LEADERS

1. Michael Crabtree (2007-08) ..... 3,127  
2. Wes Welker (2000-03) ..... 3,069  
3. Lloyd Hill (1990-93) ..... 3,059  
4. Carlos Francis (2000-03) ..... 3,027  
5. Eric Ward (2010-13) ..... 2,863  
6. Jarrett Hicks (2003-06) ..... 2,859  
7. Detron Lewis (2007-10) ..... 2,729  
8. Nehemiah Glover (2001-04) ..... 2,725  
9. Joel Filani (2003-06) ..... 2,667  
10. Mickey Peters (2000-03) ..... 2,318

#### CAREER TOUCHDOWN LEADERS

1. Michael Crabtree (2007-08) ..... 41  
2. Lyle Leong (2007-10) ..... 32  
3. Eric Ward (2010-13) ..... 31  
4. Jarrett Hicks (2003-06) ..... 30  
5. Joel Filani (2003-06) ..... 23  
6. Darrin Moore (2010-12) ..... 22  
Mickey Peters (2000-03) ..... 22  
8. Carlos Francis (2000-03) ..... 21  
Wes Welker (2000-03) ..... 21  
Nehemiah Glover (2001-04) ..... 21

# RUSHING RECORDS

## GAME

Most Attempts:.....	43,
Anthony Hutchison vs. TCU (1982)	
Most Yards:.....	287,
Byron Hanspard vs. Baylor (1996)	

### Most Yards by Class

Freshman:.....	230,
Shaud Williams vs. Colorado (1999)	
Sophomore:.....	260,
Byron Hanspard vs. Air Force (1995)	
Junior:.....	287,
Byron Hanspard vs. Baylor (1996)	
Senior:.....	268,
James Hadnot vs. New Mexico (1978)	

Most Yards per Attempt:.....	14.1,
Taurean Henderson vs. Indiana State (2005); 10, 141 yards	
Most Touchdowns:.....	5,
James Gray vs. Rice (1989); Billy Taylor vs. TCU (1977)	

### Miscellaneous

Most Players Gaining 100 Yards: Ricky Williams (159) and Rob Peters (106) vs. Baylor (1998)	
Most Yards Gained by Two Players:.....	385
vs. Baylor (1996); Byron Hanspard (287) and Sammy Morris (98)	
Longest Texas Tech Run:.....	90,
Donny Anderson vs. TCU (1964)	

### SINGLE-GAME YARDAGE LEADERS

1. Byron Hanspard vs. Baylor (1996).....	287
2. James Gray vs. Duke (1989).....	280
3. Byron Hanspard .....	272
vs. Oklahoma State (1996)	
4. James Hadnot vs. New Mexico (1978).....	268
5. Byron Hanspard vs. Air Force (1995).....	260
6. Ricky Williams vs. UTEP (1998).....	251
7. Byron Hanspard vs. ....	247
SW Louisiana (1996)	
8. Ricky Williams vs. Fresno State (1998).....	244
9. James Gray vs. Arizona (1989).....	234
10. James Gray vs. SMU (1989).....	232

## SEASON

Most Attempts:.....	339, Byron Hanspard (1996)
Most Yards:.....	2,084, Byron Hanspard (1996)
Most Yards by Class:	
Freshman: 894, Ricky Williams (1997)	
Sophomore: 1,582, Ricky Williams (1998)	
Junior: 2,084, Byron Hanspard (1996)	
Senior: 1,752, Byron Morris (1993)	
Most Yards per Attempt: .....	9.1,
Lonnie Graham (1954)	
Most Yards per Game: .....	189.5,
Byron Hanspard (1996)	
Most Touchdowns:.....	22, Byron Morris (1993)

### SINGLE-SEASON YARDAGE LEADERS

1. Byron Hanspard (1996).....	2,084
2. Byron Morris (1998).....	1,752
3. Ricky Williams (1998).....	1,582
4. James Gray (1989).....	1,509
5. Byron Hanspard (1995).....	1,374
6. James Hadnot (1979).....	1,371
7. James Hadnot (1978).....	1,369
8. Byron Morris (1992).....	1,279
9. Doug McCutchen (1970).....	1,068
10. James Gray (1987).....	1,006

### SINGLE-SEASON ATTEMPT LEADERS

1. Byron Hanspard (1996).....	339
2. Ricky Williams (1998).....	336
3. Byron Morris (1993).....	298
4. James Hadnot (1979).....	273
5. James Gray (1989).....	263
6. James Hadnot (1978).....	251
7. Byron Hanspard (1995).....	248
8. Byron Morris (1992).....	242
9. Doug McCutchen (1970).....	227
10. Anthony Lynn (1990).....	224

### SINGLE-SEASON TOUCHDOWN LEADERS

1. Byron Morris (1993).....	22
2. James Gray (1989).....	20
3. Donny Anderson (1965).....	17
Taurean Henderson (2005).....	17
5. Taurean Henderson (2004).....	16
6. Ricky Williams (2001).....	14
Baron Batch (2009).....	14
8. Bobby Cavazos (1953).....	13
Billy Taylor (1977).....	13
Byron Hanspard (1996).....	13
Ricky Williams (1998).....	13

## CAREER

Most Attempts:.....	789,
Ricky Williams (1997-01)	
Most Yards:.....	4,219,
Byron Hanspard (1994-96)	
Most Yards per Attempt:.....	6.2,
James Sides (1953-55)	
Most Yards per Game:.....	127.8,
Byron Hanspard (1994-96)	
Most Touchdowns: .....	52,
James Gray (1986-89)	

### Miscellaneous

Most Games Rushing for 100 Yards:.....	21,
Byron Hanspard (1994-96)	
Most Games Rushing for 200 Yards:.....	6,
Byron Hanspard (1994-96)	

### CAREER YARDAGE LEADERS

1. Byron Hanspard (1994-96).....	4,219
2. James Gray (1986-89).....	4,066
3. Ricky Williams (1997-01).....	3,661
4. Byron Morris (1991-93).....	3,544
5. Taurean Henderson (2002-05).....	3,241
6. James Hadnot (1976-79).....	2,794
7. Larry Isaac (1973-76).....	2,633
8. Baron Batch (2006, 2008-10).....	2,501
9. Donny Anderson (1963-65).....	2,280
10. Shannon Woods (2005-08).....	2,249

### CAREER ATTEMPT LEADERS

1. Ricky Williams (1997-01).....	789
2. Byron Hanspard (1994-96).....	760
3. James Gray (1986-89).....	742
4. Byron Morris (1991-93).....	638
5. Taurean Henderson (2002-05).....	577
6. Larry Isaac (1973-76).....	538
7. James Hadnot (1976-78).....	532
8. Donny Anderson (1963-65).....	526
9. Doug McCutchen (1970-72).....	496
10. Anthony Lynn (1988-91).....	492

### CAREER TOUCHDOWN LEADERS

1. James Gray (1986-89).....	52
2. Taurean Henderson (2002-05).....	50
3. Byron Morris (1991-93).....	37
4. Ricky Williams (1997-01).....	36
5. Shannon Woods (2005-08).....	33
6. Bobby Cavazos (1951-53).....	32
7. Larry Isaac (1973-76).....	31
8. Billy Taylor (1974-77).....	29
Byron Hanspard (1994-96).....	29
Zebbie Lethridge (1994-97).....	29

## TOP RUSHING GAMES

Total 100-Yard Performances: 189	Doug McCutchen vs. TCU (1970).....204
Total 200-Yard Performances: 26	27. Byron Morris vs. TCU (1992).....199
1. Byron Hanspard vs. Baylor (1996).....287	James Hadnot vs. Houston (1979).....199
2. James Gray vs. Duke (1989).....280	29. Byron Hanspard vs. Texas A&M (1996).....198
3. Byron Hanspard vs. Oklahoma State (1996).....272	30. Byron Hanspard vs. Kansas (1996).....194
4. James Hadnot vs. New Mexico (1978).....268	31. James Gray vs. Rice (1988).....181
5. Byron Hanspard vs. Air Force (1995).....260	32. Byron Hanspard vs. SMU (1995).....180
6. Ricky Williams vs. UTEP (1998).....251	Byron Hanspard vs. Arkansas State (1995).....180
7. Byron Hanspard vs. SW Louisiana (1996).....247	34. Ricky Williams vs. Kansas (1997).....179
8. Ricky Williams vs. Fresno State (1998).....244	35. Anthony Hutchison vs. New Mexico (1981).....178
9. James Gray vs. Arizona (1989).....234	36. Byron Morris vs. SMU (1992).....175
10. James Gray vs. SMU (1989).....232	Anthony Hutchison vs. TCU (1982).....175
11. Shaud Williams vs. Colorado (1999).....230	38. Byron Morris vs. Baylor (1993).....174
12. Byron Hanspard vs. Houston (1995).....228	39. James Gray vs. TCU (1987).....173
13. James Gray vs. Rice (1989).....227	James Gray vs. Rice (1987).....173
14. Byron Hanspard vs. Utah State (1996).....224	Billy Taylor vs. Arizona (1976).....173
15. Byron Morris vs. Houston (1993).....223	Joe Barnes vs. SMU (1973).....173
Byron Morris vs. TCU (1993).....223	43. George Smith vs. North Carolina (1972).....172
17. Byron Morris vs. SMU (1993).....222	44. Ricky Williams vs. North Texas (1998).....170
Byron Morris vs. Houston (1992).....222	Sammy Morris vs. Texas A&M (1999).....170
19. Byron Hanspard vs. Georgia (1996).....214	46. Donny Anderson vs. TCU (1969).....169
20. James Hadnot vs. Baylor (1978).....212	Taurean Henderson at Kansas (2004).....169
21. James Gray vs. TCU (1989).....209	48. Robert Lewis vs. Arkansas (1983).....167
22. Walter Schlinkman vs. Creighton (1942).....206	49. James Hadnot vs. SMU (1978).....166
Anthony Hutchison vs. SMU (1982).....206	50. Ricky Williams vs. Baylor (1998).....159
24. James Hadnot vs. Rice (1979).....204	51. Byron Morris vs. Texas (1993).....158
Cliff Hoskins vs. Baylor (1972).....204	George Smith vs. New Mexico (1972).....158

## TOTAL ALL PURPOSE YARDS

### GAME

Yards: ..... 347,

Byron Hanspard vs. Baylor (1996)

#### Yards by Class:

Freshman: ..... 271,

Wes Welker vs. Kansas (2000)

Sophomore: ..... 269,

Byron Hanspard vs. Houston (1995)

Junior: ..... 347,

Byron Hanspard vs. Baylor (1996)

Senior: ..... 341,

Donny Anderson vs. Oklahoma St. (1965)

#### SINGLE-GAME YARDAGE LEADERS

- Byron Hanspard vs. Baylor (1996)..... 347
- Donny Anderson vs. Oklahoma St. (1965)..... 341
- Wes Welker at Texas A&M (2002)..... 327
- Donny Anderson vs. TCU (1965)..... 303
- James Hadnot vs. New Mexico (1978)..... 297
- Leonard Harris vs. Houston (1983)..... 283
- Rodney Blackshear vs. Houston (1991)..... 274
- Byron Hanspard vs. Oklahoma St. (1996)..... 272
- Wes Welker vs. Kansas (2000)..... 271
- James Gray vs. SMU (1989)..... 269
- Byron Hanspard vs. Houston (1995)..... 269

### SEASON

Yards: ..... 2,276, Byron Hanspard (1996)

#### Yards by Class:

Freshman: ..... 1,978,

Michael Crabtree (2007)

Sophomore: ..... 1,848,

Byron Hanspard (1995)

Junior: ..... 2,276,

Byron Hanspard (1996)

Senior: ..... 2,107,

Donny Anderson (1965)

Yards per Game: ..... 206.9, Byron Hanspard (1996)

#### SINGLE-SEASON LEADERS

- Byron Hanspard (1996)..... 2,276
- Donny Anderson (1965)..... 2,107
- Wes Welker (2002)..... 2,055
- Michael Crabtree (2007)..... 1,978
- Eric Stephens (2010)..... 1,951
- Byron Morris (1993)..... 1,902
- Byron Hanspard (1995)..... 1,848
- Shannon Woods (2006)..... 1,808
- Ricky Williams (1998)..... 1,758
- Donny Anderson (1964)..... 1,710

### CAREER

Yards: ..... 5,730, Wes Welker (2000-03)

Yards per Game: ..... 171.9,

Donny Anderson (1963-65)

#### CAREER YARDAGE LEADERS

- Wes Welker (2000-03)..... 5,730
- Taurean Henderson (2002-05)..... 5,308
- Donny Anderson (1963-65)..... 5,156
- Byron Hanspard (1994-96)..... 5,115
- Ricky Williams (1997-01)..... 5,024
- James Gray (1986-89)..... 4,796
- Danny Amendola (2004-07)..... 3,839
- Eric Stephens (2009-present)..... 3,839
- Byron Morris (1991-93)..... 3,822
- Baron Batch (2006, 2008-10)..... 3,612

## TOTAL OFFENSE

### GAME

Most Plays:..... 78,  
 Kliff Kingsbury vs. Missouri (2002); 8 rush, 70 pass  
 Most Yards:..... 681,  
 B.J. Symons at Mississippi (2003)

#### Most Yards by Class:

Freshman:..... 478,  
 Davis Webb at West Virginia (2013)  
 Sophomore:..... 518,  
 Graham Harrell vs. Texas (2006)  
 Junior:..... 643,  
 Graham Harrell at Oklahoma State (2007)  
 Senior:..... 661,  
 B.J. Symons at Mississippi (2003)  
 Most Touchdowns Responsible For:.....8,  
 B.J. Symons vs. Texas A&M (2003)

#### SINGLE-GAME YARDAGE LEADERS

1. B.J. Symons at Mississippi (2003).....681  
 2. Graham Harrell at Oklahoma State (2007) 643  
 3. B.J. Symons at N.C. State (2003).....618  
 4. Cody Hodges vs. Kansas State (2005).....604  
 5. Graham Harrell vs. E. Washington (2008) ... 538  
 6. B.J. Symons vs. Iowa State (2003).....529  
 B.J. Symons at Oklahoma State (2003).....529  
 8. Seth Doege vs. West Virginia (2012).....527  
 9. Graham Harrell vs. Texas (2006).....518  
 10. Steven Sheffield vs. Kansas State (2009)....509

#### SINGLE-SEASON YARDAGE LEADERS

1. B.J. Symons (2003); 143 RUSH, 5,833 PASS.....5,976  
 2. Graham Harrell (2007); -91 RUSH, 5,705 PASS.....5,614  
 3. Graham Harrell (2008); -15 RUSH, 5,111 PASS.....5,096  
 4. Kliff Kingsbury (2002); -114 RUSH, 5,017 PASS.....4,903  
 5. Sonny Cumbie (2004); -167 RUSH, 4,742 PASS.....4,575  
 6. Graham Harrell (2006); -66 RUSH, 4,555 PASS.....4,489  
 7. Cody Hodges (2005); 191 RUSH, 4,238 PASS.....4,429  
 8. Seth Doege (2012); 59 RUSH, 4,215 PASS.....4,274  
 9. Seth Doege (2011); 46 RUSH, 4,004 PASS.....4,050  
 10. Taylor Potts (2010); 4 RUSH, 3,726 PASS.....3,730

### SEASON

Most Plays:..... 814,  
 Kliff Kingsbury (2002); 102 rush, 712 pass  
 Most Yards:.....5,976,  
 B.J. Symons (2003)

#### Most Yards by Class:

Freshman:.....2,505, Baker Mayfield (2013)  
 Sophomore:.....4,489, Graham Harrell (2006)  
 Junior:.....5,614, Graham Harrell (2007)  
 Senior:.....5,976, B.J. Symons (2003)  
 Most Yards per Game: .....459.7,  
 B.J. Symons (2003)  
 Most Touchdowns Responsible For:.....57,  
 B.J. Symons (2003)

#### SINGLE-SEASON ATTEMPT LEADERS

1. Kliff Kingsbury (2002) ..... 814  
 2. Graham Harrell (2007) ..... 751  
 3. B.J. Symons (2003) ..... 740  
 4. Sonny Cumbie (2004) ..... 694  
 5. Graham Harrell (2008) ..... 667  
 6. Kliff Kingsbury (2000) ..... 663  
 7. Graham Harrell (2006) ..... 649  
 8. Cody Hodges (2005) ..... 640  
 9. Seth Doege (2011) ..... 635  
 10. Taylor Potts (2010) ..... 617

### SINGLE-SEASON TOUCHDOWNS

#### RESPONSIBLE FOR

1. B.J. Symons (2003) .....57  
 2. Graham Harrell (2007).....52  
 3. Graham Harrell (2008).....51  
 4. Kliff Kingsbury (2002) .....47  
 5. Graham Harrell (2006).....40  
 6. Seth Doege (2012).....39  
 7. Taylor Potts (2010).....37  
 8. Sonny Cumbie (2004) .....34  
 Cody Hodges (2005).....34  
 10. Seth Doege (2011).....32

#### CAREER

Most Plays:.....2,158,  
 Kliff Kingsbury (1999-02); 275 rush, 1,883 pass  
 Most Yards:.....15,611,  
 Graham Harrell (2005-08); -182 rush, 15,793 pass  
 Most Yards per Game:.....278.7,  
 Kliff Kingsbury (1999-02)  
 Most Touchdowns Responsible For:.....100,  
 Kliff Kingsbury (1999-02)

#### CAREER ATTEMPT LEADERS

1. Kliff Kingsbury (1999-02).....2,158  
 2. Graham Harrell (2005-2008).....2,124  
 3. Zebbie Lethridge (1994-97) .....1,539  
 4. Robert Hall (1990-93) .....1,341  
 5. Ron Reeves (1978-81).....1,333  
 6. Seth Doege (2009-12).....1,300  
 7. Taylor Potts (2007-10).....1,165  
 8. Billy Joe Tolliver (1985-88).....1,150  
 9. B.J. Symons (2000-03).....864  
 10. Ricky Williams (1997-01) .....789

#### CAREER TOTAL OFFENSE LEADERS

1. Graham Harrell (2005-2008) .....15,611  
 2. Kliff Kingsbury (1999-01) .....12,263  
 3. Seth Doege (2009-12).....8,700  
 4. Robert Hall (1990-93) .....8,489  
 5. Zebbie Lethridge (1994-97) .....7,690  
 6. Taylor Potts (2007-10).....7,653  
 7. B.J. Symons (2000-03).....6,586  
 8. Billy Joe Tolliver (1985-88).....6,475  
 9. Ron Reeves (1978-81).....5,544  
 10. Sonny Cumbie (2001-04) .....4,965

#### CAREER TOUCHDOWNS RESPONSIBLE FOR

1. Graham Harrell (2005-2008) ..... 146  
 2. Kliff Kingsbury (1999-02) ..... 100  
 3. Seth Doege (2009-12).....75  
 4. Zebbie Lethridge (1994-97) .....71  
 5. Taurean Henderson (2002-05) .....70  
 6. Taylor Potts (2007-10).....66  
 7. B.J. Symons (2000-03).....61  
 8. James Gray (1986-89).....52  
 9. Billy Joe Tolliver (1985-88).....44  
 10. Robert Hall (1990-93) .....41

## SCORING RECORDS

### GAME

Points:.....	30,
Billy Taylor vs. TCU (1977);	
James Gray vs. Rice (1989);	
Byron Hanspard vs. SMU (1995)	
Touchdowns: .....	5,
Billy Taylor vs. TCU (1977);	
James Gray vs. Rice (1989);	
Byron Hanspard vs. SMU (1995);	
Taurean Henderson vs. Kansas State (2005)	
Points by Kicking: .....	18
Ryan Bustin, at Kansas (2013); 4 FG, 6 PAT	
Field Goals Made: .....	4
12 times; latest, Ryan Bustin at	
Kansas (2013)	
Longest Field Goal Made: .....	57
Bill Adams vs. Texas A&M (1977)	

### LONGEST TOUCHDOWN RUNS

1. Donny Anderson vs. TCU (1964).....	90
2. Lonnie Graham vs. West Texas State (1955).....	89
3. Percy Walker vs. TCU (1926).....	88
Glen Lewis vs. Texas Western (1948)..... 88	
Bobby Cavazos vs. Baylor (1951)..... 88	
6. Ansel Cole vs. Tulsa (1983).....	87
7. Eric Stephens vs. Northwestern (2010).....	86
8. Byron Hanspard vs. Oklahoma State (1996).....	72
9. Robert Hall vs. Rice (1991).....	70
10. Byron Hanspard vs. SW Louisiana (1996).....	65

### LONGEST TOUCHDOWN RECEPTIONS

1. Rodney Blackshear vs. Houston (1991).....	95
2. Cal Stevenson vs. Texas A&M (1948).....	90
3. Brian Nelson vs. TCU (1976).....	88
4. Donnie Hart vs. Texas (1996).....	86
5. James Gray vs. Arizona (1988).....	85
Rodney Blackshear vs. Arkansas (1990)..... 85	
7. John Roberts vs. Arkansas (1957).....	84
8. Michael Crabtree at Nevada (2008).....	82
9. Don Schmidt vs. Houston (1954).....	80
Mickie Barron vs. Baylor (1958)..... 80	
Rodney Blackshear vs. Houston (1991)..... 80	
Jarrett Hicks vs. Nebraska (2004)..... 80	

### LONGEST FIELD GOALS

1. Bill Adams vs. Texas A&M (1977).....	57
2. Kenny Vinyard vs. TCU (1966).....	55
David Mellot vs. New Mexico (1975)..... 55	
Ricky Gann vs. Houston (1984)..... 55	
Jaret Greaser vs. Texas (1996)..... 55	
6. Kenny Vinyard vs. Texas (1967).....	54
7. Bill Adams vs. SMU (1978).....	53
Jaret Greaser vs. Kansas State (1996)..... 53	
Tony Rogers vs. Kansas State (1996)..... 53	
Chris Birkholz vs. Texas (1998)..... 53	

### Bowl Game

Alex Trlica vs. Minnesota.....	52
(2006 Insight Bowl)	

### SEASON

Points:.....	134,
Byron Morris (1993); 22 TD, 1 conversion	
<b>Points by Class:</b>	
Freshman:.....132, Michael Crabtree (2007)	
Sophomore:.....114, Michael Crabtree (2008)	
Junior:.....121, Ryan Bustin (2013)	
Senior:.....134, Byron Morris (1993)	
Points per Game: .....	12.2, Byron Morris (1993)
Touchdowns:.....	22,
Byron Morris (1993); Taurean Henderson (2005);	
Michael Crabtree (2007)	
Points by Kicking:.....	121, Ryan Bustin (2014);
23 FG, 52 PAT	
Conversions Made:.....	67, Alex Trlica (2007)
Conversions Attempted:.....	70,
Keith Toogood (2003)	
Field Goals Made:.....	23, Ryan Bustin (2013)
Field Goals Attempted:.....	27, Ryan Bustin (2013)
Field Goal Percentage:.....	852
Ryan Bustin (2013); 23-of-27	
Most PAT Kicks, No Misses:.....	67, Alex Trlica (2007)
Perfect PAT Seasons: .....	13 times
1972, Don Grimes (34-of-34);	
1978, Bill Adams (26-of-26);	
1990, Lin Elliott (32-of-32);	
1995, Tony Rogers (37-of-37);	
2001, Robert Treece (49-of-49);	
2002, Robert Treece (54-of-54);	
2004, Alex Trlica (55-of-55);	
2005, Alex Trlica (60-of-60);	
2006, Alex Trlica (51-of-51);	
2007, Alex Trlica (67-of-67);	
2008, Matt Williams (33-of-33)	
2010, Matt Williams (56-of-56)	
2011, Donnie Carona (50-of-50)	

### SINGLE-SEASON SCORING LEADERS

1. Byron Morris (1993); 22 TD, 1 conversion... 134	
2. Taurean Henderson (2005); 22 TD..... 132	
Michael Crabtree (2007); 22 TD..... 132	
4. Ryan Bustin (2013); 23 FG, 52 PAT..... 121	
5. James Gray (1989); 20 TD..... 120	
6. Michael Crabtree (2008); 19 TD..... 114	
Lyle Leong (2010); 19 TD..... 114	
8. Ryan Bustin (2012); 17 FG, 59 PAT..... 110	
9. Byron Hanspard (1995); 18 TD..... 108	
Ricky Williams (2001); 18 TD..... 108	
Taurean Henderson (2004); 18 TD..... 108	

### SINGLE-SEASON TOUCHDOWN LEADERS

1. Byron Morris (1993).....	22
Taurean Henderson (2005)..... 22	
Michael Crabtree (2007)..... 22	
4. James Gray (1989).....	20
5. Michael Crabtree (2008).....	19
Lyle Leong (2010)..... 19	
7. Byron Hanspard (1995).....	18
Ricky Williams (2001)..... 18	
Taurean Henderson (2004)..... 18	
10. Donny Anderson (1965).....	17
Lyle Leong (2010)..... 17	

### SINGLE-SEASON FIELD GOAL LEADERS

1. Ryan Bustin (2013).....	23
2. Ryan Bustin (2012).....	17
Lin Elliott (1991)..... 17	
Ricky Gann (1984)..... 17	
Bill Adams (1979)..... 17	
6. Bill Adams (1978).....	16
Chris Birkholz (1998)..... 16	
8. Brian Hall (1976).....	15
Scott Segrist (1988)..... 15	
Alex Trlica (2006)..... 15	

### SINGLE-SEASON PAT LEADERS

1. Alex Trlica (2007).....	67
2. Keith Toogood (2003).....	66
3. Alex Trlica (2005).....	60
Matt Williams (2009)..... 60	
5. Ryan Bustin (2012).....	59
6. Matt Williams (2010).....	56
7. Alex Trlica (2004).....	55
8. Robert Treece (2002).....	54
9. Alex Trlica (2006).....	51
10. Donnie Carona (2011).....	50

### SINGLE-SEASON TOUCHDOWNS RESPONSIBLE FOR

1. B.J. Symons (2003).....	57
2. Graham Harrell (2007).....	52
3. Graham Harrell (2008).....	51
4. Kliff Kingsbury (2002).....	47
5. Graham Harrell (2006).....	40
6. Taylor Potts (2010).....	37
7. Sonny Cumbie (2004).....	34
Cody Hodges (2005)..... 34	
9. Seth Doege (2011).....	32
10. Robert Hall (1993).....	25
Kliff Kingsbury (2001)..... 25	
Taylor Potts (2009)..... 25	



## SCORING RECORDS

### CAREER

Points:.....	414,
Taurean Henderson (2002-05) – 69 TD	
Points per Game: .....	9.4,
Michael Crabtree (2007-08), 246 points, 26 games	
Touchdowns:.....	69,
Taurean Henderson (2002-05)	
Points by Kicking:.....	377,
Alex Trlica (2004-07); 48 FG, 233 PAT	
Conversions Made: .....	233,
Alex Trlica (2004-07)	
Conversions Attempted: .....	233,
Alex Trlica (2004-07)	
Field Goals Made: .....	48,
Alex Trlica (2004-07)	
Field Goals Attempted: .....	73,
Alex Trlica (2004-07)	
Field Goal Percentage:.....	.724,
Robert Treece (2001-02); 21-of-29	
Consecutive Field Goals Made (Career):.....	10,
Bill Adams (1979); and Scott Segrist (1988)	

## KICKOFF RETURN RECORDS

### GAME

Returns:.....	6, Ivory McCann vs. Texas (2001)
Yards: .....	182, Eric Stephens at Texas (2009)
<b>Yards by Class:</b>	
Freshman:.....	182,
Eric Stephens at Texas (2009)	
Sophomore:.....	203,
Ben McRoy vs. Nevada (2011)	
Junior:.....	132,
Rodney Blackshear vs. Texas A&M (1990)	
Senior:.....	169,
Donny Anderson vs. Oklahoma State (1965)	
Yards per Return:.....	60.0,
Johnnie Mack vs. SMU (2003); 2-120 yards	
Touchdowns:.....	1,
several times; most recently, Reginald Davis vs. Arizona State (2013); 90 yards	
100-Yard Returns:.....	5 times,
Ivory McCann vs. New Mexico (2001), Keith Henderson vs. Houston (1984), Donny Anderson vs. Oklahoma State (1965), Jack Kirkpatrick vs. Tulsa (1953), Jack Kirkpatrick vs. West Texas State (1953)	

### LONGEST KICKOFF RETURNS

1.	Ivory McCann vs. New Mexico (2001).....	100
	Keith Henderson vs. Houston (1984).....	100
	Donny Anderson vs. Oklahoma St. (1965).....	100
	Jack Kirkpatrick vs. Tulsa (1953).....	100
	Jack Kirkpatrick vs. West Texas St. (1953)....	100
6.	Jakeem Grant vs. Minnesota (2012).....	99
7.	Vincent Meeks at Oklahoma (2002).....	98
8.	Jakeem Grant vs. Baylor (2012).....	97
	Frank Graves vs. New Mexico (1951).....	97
10.	Herman Bailey vs. Hardin-Simmons (1949).....	95
	Lawrence Williams vs. New Mexico (1973).....	95
	Dane Johnson vs. Texas (1997).....	95

### CAREER SCORING LEADERS

1.	Taurean Henderson (2002-05); 69 TD.....	414
2.	Alex Trlica (2004-07); 48 FG, 233 PAT.....	377
3.	James Gray (1986-89); 52 TD.....	312
4.	Ricky Williams (1997-01); 42 TD.....	252
5.	Michael Crabtree (2007-08); 41 TD.....	246
6.	Shannon Woods (2005-08); 40 TD.....	240
7.	Ryan Bustin (2012-13); 40 FG, 111 PAT.....	231
8.	Byron Hanspard (1994-96); 38 TD.....	228
9.	Byron Morris (1991-93); 37 TD, 2 conversions.....	226
10.	Lin Elliott (1988-91); 40 FG, 100 PAT.....	220

### CAREER TOUCHDOWN LEADERS

1.	Taurean Henderson (2002-05).....	69
2.	James Gray (1986-89).....	52
3.	Ricky Williams (1997-01).....	42
4.	Michael Crabtree (2007-08).....	41
5.	Shannon Woods (2005-08).....	40
6.	Byron Hanspard (1994-96).....	38
7.	Byron Morris (1991-93).....	37
8.	Bobby Cavazos (1951-53).....	32
	Baron Batch (2006-2010).....	32
	Lyle Leong (2007-10).....	32
11.	Larry Isaac (1973-76).....	31
	Wes Welker (2000-03).....	31

### SEASON

Returns:.....	44, Eric Stephens (2010)
Yards: .....	1,071, Eric Stephens (2010); 44 returns
<b>Yards by Class:</b>	
Freshman:.....	823, Eric Stephens (2009)
Sophomore:.....	1,071, Eric Stephens (2010)
Junior:.....	621, Rodney Blackshear (1990)
Senior:.....	541, Donny Anderson (1965)
Yards per Return: .....	30.8,
Lawrence Williams (1972); 16-493 yards	
Touchdowns:.....	2, Jack Kirkpatrick (1953)

### SINGLE-SEASON YARDAGE LEADERS

1.	Eric Stephens (2010); 44 returns.....	1,071
2.	Ben McRoy (2011); 36 returns.....	899
3.	Eric Stephens (2009); 32 returns.....	823
4.	Rodney Blackshear (1990); 24 returns.....	621
5.	Ivory McCann (2001); 22 returns.....	606
6.	Johnnie Mack (2003); 22 returns.....	546
7.	Donny Anderson (1965); 22 returns.....	541
8.	Tyrone Thurman (1988); 23 returns.....	535
9.	Ivory McCann (2002); 27 returns.....	495
10.	Lawrence Williams (1972); 16 returns.....	493

### SINGLE-SEASON RETURN LEADERS

1.	Eric Stephens (2010).....	44
2.	Ben McRoy (2011).....	36
3.	Eric Stephens (2009).....	32
4.	Ivory McCann (2002).....	27
5.	Rodney Blackshear (1990).....	24
	Tyrone Thurman (1988).....	23
7.	Donny Anderson (1965).....	22
	Ivory McCann (2001).....	22
	Johnnie Mack (2003).....	22
10.	Wayne Walker (1986).....	21
	Johnnie Mack (2004).....	21

### CAREER FIELD GOAL LEADERS

1.	Alex Trlica (2004-07).....	48
2.	Bill Adams (1977-79).....	43
3.	Ricky Gann (1981-84).....	41
	Scott Segrist (1985-88).....	41
5.	Lin Elliott (1988-91).....	40
	Ryan Bustin (2012-13).....	40
7.	Jon Davis (1991-94).....	35
	Chris Birkholz (1998-00).....	35
9.	Don Grimes (1971-73).....	29
10.	Brian Hall (1974-77).....	28

### CAREER PAT LEADERS

1.	Alex Trlica (2004-07).....	233
2.	Matt Williams (2008-10).....	149
3.	Ryan Bustin (2012-13).....	111
4.	Jon Davis (1991-94).....	103
5.	Lin Elliott (1988-91).....	100
6.	Robert Treece (2001-02).....	97
7.	Scott Segrist (1985-88).....	92
8.	Chris Birkholz (1998-00).....	88
9.	Donnie Carona (2008-11).....	83
10.	Brian Hall (1974-76).....	79

### CAREER

Returns:.....	82, Eric Stephens (2009-12)
Yards: .....	1,979, Eric Stephens (2009-12); 82 returns
Yards per Return: .....	30.3,
Ronnie Rice (1957-59); 19-577 yards	
Touchdowns: .....	2, Jakeem Grant (2012), Jack Kirkpatrick (1952-55)

### CAREER YARDAGE LEADERS

1.	Eric Stephens (2009-12); 82 returns.....	1,979
2.	Donny Anderson (1963-65); 56 returns.....	1,309
3.	Lawrence Williams (1972-74); 47 returns.....	1,268
4.	Ivory McCann (2001-02); 49 returns.....	1,101
5.	Ben McRoy (2010-11); 40 returns.....	977
6.	Wayne Walker (1985-88); 51 returns.....	959
7.	Johnnie Mack (2003-04); 43 returns.....	955
8.	Rodney Blackshear (1987-91); 37 returns.....	899
9.	Mike Leinert (1965-67); 40 returns.....	824
10.	John Norman (1997-00); 37 returns.....	790

### CAREER RETURN LEADERS

1.	Eric Stephens (2009-12).....	82
2.	Donny Anderson (1963-65).....	56
3.	Wayne Walker (1985-88).....	51
4.	Ivory McCann (2001-02).....	49
5.	Lawrence Williams (1972-74).....	47
6.	Johnnie Mack (2003-04).....	43
7.	Mike Leinert (1965-67).....	40
	Ben McRoy (2010-11).....	40
8.	Tyrone Thurman (1985-88).....	37
	Rodney Blackshear (1987-91).....	37
	John Norman (1997-00).....	37

## DEFENSIVE RECORDS

### GAME

Tackles: .....	30, Donald Harris vs. Arizona (1988)
Fumble Return for Touchdown:.....	1, several times; most recently, Cornelius Douglas vs. Ok. State (2011)
Interceptions: .....	3, Daniel Charbonnet vs. SMU (2008), Darcel McBath at Kansas (2008)
Interception Return for Touchdown:.....	1, several times; most recently, Jarvis Phillips vs. Texas (2010)
Longest Fumble Return: .....	92, Marcus Coleman vs. New Mexico (1995)
Longest Interception Return: .....	98, Dave Parks vs. Colorado (1962)

### SEASON

Tackles: .....	193, Lawrence Flugence (2002)
Tackles for Loss:.....	24.5, Adell Duckett (2003)
Tackles for Loss Yards:.....	123, Adell Duckett (2003), Brandon Williams (2008)
Sacks:.....	15.0, Brandon Sharpe (2009)
Sack Yards: .....	104, Brandon Sharpe (2009), Brandon Williams (2008)
Fumble Recoveries:.....	4, Zach Thomas (1995), Paul McClendon (2001), Daniel Charbonnet (2008)
Fumble Returns for Touchdowns: .....	3, Paul McClendon (2001)
Interceptions: .....	11, Elmer Tarbox (1938)
Interception Return for Touchdowns:.....	2, Marcus Coleman (1994), Darcel McBath (2008)
Most Passes Broken Up:.....	24, Joselio Hanson (2002)
Most Blocked Kicks:.....	3, Marcus Coleman (1992)

#### SINGLE-SEASON TACKLE LEADERS

1. Lawrence Flugence (2002).....	193
2. Brad Hastings (1985).....	171
3. Lawrence Flugence (2000).....	156
4. Michael Johnson (1987).....	154
5. Brad Hastings (1986).....	153
Kevin Curtis (1999).....	153
7. Ryan Aycock (2002).....	151
8. Lawrence Flugence (2001).....	145
9. Brad Hastings (1984).....	141
Donald Harris (1988).....	141
James Mosley (1988).....	141

#### SINGLE-SEASON TACKLES BY POSITION

End – Aaron Hunt (2002).....	108
Tackle – Gabe Rivera (1982).....	105
Linebacker – Lawrence Flugence (2002).....	193
Cornerback – Leonard Jones (1985).....	91
Safety – Kevin Curtis (1999).....	153

#### SINGLE-SEASON SACK LEADERS

1. Brandon Sharpe (2009).....	15.0
2. Adell Duckett (2003).....	14.0
3. Brandon Williams (2008).....	13.0
4. Aaron Hunt (2001).....	12.0
5. Shawn Jackson (1992).....	11.0
6. Calvin Riggs (1986).....	10.5
Montae Reagor (1997).....	10.5
8. Fred Petty (1991).....	9.0
Aaron Hunt (2002).....	9.0
McKinner Dixon (2008).....	9.0

#### SINGLE-SEASON INTERCEPTION LEADERS

1. Elmer Tarbox (1938).....	11
2. John Thompson (1951).....	8
Tracy Saul (1989).....	8
Tracy Saul (1991).....	8
5. Teddy Roberts (1964).....	7
Darcel McBath (2008).....	7
7. Elmer Tarbox (1937).....	6
Tate Randle (1979).....	6
Boyd Cowan (1987).....	6
Bart Thomas (1994).....	6
Ryan Aycock (2003).....	6

### CAREER

Tackles: .....	500, Lawrence Flugence (1999-02)
Tackles for Loss:.....	53, Montae Reagor (1995-98)
Tackles for Loss Yards:.....	205, Montae Reagor (1995-98)
Sacks:.....	34.0, Aaron Hunt (1999-02)
Sack Yards: .....	170, Aaron Hunt (1999-02)
Fumble Recoveries:.....	7, Zach Thomas (1992-95)
Fumble Returns for Touchdowns: .....	3, Paul McClendon (1998-2001)
Interceptions:.....	25, Tracy Saul (1989-91)
Interception Returns for Touchdowns:.....	4, Marcus Coleman (1992-95)

#### CAREER TACKLE LEADERS

1. Lawrence Flugence (1999-02).....	500
2. Brad Hastings (1983-86).....	480
3. Kevin Curtis (1998-01).....	422
4. Michael Johnson (1984-87).....	393
5. Zach Thomas (1992-95).....	390
6. Matt Wingo (1988-91).....	385
7. Shawn Banks (1992-95).....	365
8. Cody Davis (2009-12).....	362
9. Ryan Aycock (2000-03).....	338
10. Charles Rowe (1986-89).....	329

#### CAREER SACK LEADERS

1. Aaron Hunt (1999-02).....	34.0
2. Adell Duckett (2001-04).....	28.0
3. Montae Reagor (1995-98).....	25.5
4. Brandon Williams (2006-08).....	22.5
5. Keyunta Dawson (2003-06).....	19.5
6. Calvin Riggs (1983-86).....	18.5
7. James Mosley (1985-88).....	17.0
Shawn Jackson (1991-93).....	17.0
9. Brandon Sharpe (2008-09).....	15.0
10. Gabriel Rivera (1979-82).....	14.0

#### CAREER INTERCEPTION LEADERS

1. Tracy Saul (1989-91).....	25
2. Elmer Tarbox (1936-38).....	17
3. John Thompson (1951-53).....	14
Tate Randle (1978-81).....	14
5. Boyd Cowan (1985-88).....	12
Vincent Meeks (2002-05).....	12
Darcel McBath (2005-08).....	12
8. Ryan Aycock (2000-03).....	11
9. Kevin Curtis (1998-01).....	10
10. Four tied.....	9

## PUNTING RECORDS

### GAME

Punts:.....	36, Charlie Calhoun vs. Centenary (1939)
Game (Since 1950):.....	12, Dennis Vance vs. Texas (1984)
Punting Average: .....	57.0, Alex Reyes vs. Baylor (2004); 3 punts for 171 yards
Longest Punt:.....	85, R.W. Moyers vs. West Texas State (1945)

### LONGEST PUNTS

1.	R.W. Moyers vs. West Texas State (1945).....	85
2.	David Kuykendall vs. Arkansas (1975).....	79
3.	Buddy Hill vs. Tulsa (1954).....	78
	Ken Vinyard vs. Kansas (1966).....	78
	Johnny Odom vs. Boston College (1971).....	78
	Mark Bounds vs. Texas (1991).....	78
7.	Robert King vs. Rice (1992).....	77
	Robert King vs. Texas A&M (1993).....	77
9.	Johnny Odom vs. SMU (1970).....	76
10.	Johnny Odom vs. Texas (1970).....	75
	Maury Buford vs. Texas A&M (1978).....	75
	Robert King vs. Wyoming (1992).....	75

### SEASON

Punts: .....	78, Maury Buford (1981)
Punting Average: .....	46.8, Mark Bounds (1991); 53 punts for 2,481 yards

### SINGLE-SEASON AVERAGE LEADERS

1.	Mark Bounds (1991); 53 punts for 2,481 yards .....	46.8
2.	Alex Reyes (2006); 43 punts for 1,943 yards .....	45.2
3.	Maury Buford (1981); 78 punts for 3,493 yards .....	44.8
4.	Maury Buford (1978); 71 punts for 3,131 yards .....	44.1
5.	Ryan Erxleben (2013); 52 punts for 2,237 yards .....	43.0
	Alex Reyes (2003); 28 punts for 1,203 yards .....	43.0
7.	Alex Reyes (2005); 49 punts for 2,099 yards .....	42.8
8.	Robert King (1993); 54 punts for 2,305 yards .....	42.7
9.	Robert King (1992); 53 punts for 2,256 yards .....	42.6
10.	Jamie Simmons (1988); 44 punts for 1,860 yds.....	42.4

### CAREER

Punts: .....	293, Maury Buford (1978-81)
Punting Average: .....	43.3, Alex Reyes (2006); 43 punts for 1,943 yards

### CAREER AVERAGE LEADERS

1.	Alex Reyes (2003-06).....	43.3
2.	Maury Buford (1978-81).....	43.2
3.	Robert King (1992-93).....	42.6
4.	Ryan Erxleben (2009, 2011-13).....	41.9
5.	Jeremy Hernandez (1996-98).....	40.1
	Jamie Simmons (1986-89).....	40.1
7.	Brad Cade (1994-95).....	39.8
	Clinton Greathouse (2000-02).....	39.8
	Eric Rosiles (1999-00).....	39.8
10.	Jonathan LaCour (2007-2010).....	39.7

### RETURN RECORDS

#### GAME

Returns:.....	8, Wes Welker vs. New Mexico (2001)
Yards: .....	166, Wes Welker vs. Texas A&M (2002)

#### Yards by Class:

Freshman:.....	106, Tracy Saul vs. Texas (1989)
Sophomore:.....	102, Tyrone Thurman vs. Texas (1986)
Junior:.....	166, Wes Welker vs. Texas A&M (2002)
Senior: .....	145, Leonard Harris vs. TCU (1983)
Yards per Return:.....	47.0, Larry Alford vs. Texas (1968); 3-141 yards
Touchdowns:.....	1, several times; most recently, Eric Morris at Nevada (2008)
Longest Texas Tech Punt Return: .....	96, Tyrone Thurman vs. Texas (1986)

#### LONGEST PUNT RETURNS

1.	Tyrone Thurman vs. Texas (1986).....	96
2.	Estil Carnes vs. New Mexico Normal (1931).....	90
	Danny Amendola at Kansas State (2004).....	90
4.	Wes Welker at Texas A&M (2002).....	88
5.	Eric Morris at Nevada (2008).....	86
6.	Wes Welker vs. Nebraska (2001).....	85
7.	Larry Alford vs. Texas (1968).....	84
	Leonard Harris vs. TCU (1983).....	84
9.	Elmer Wilson vs. West Texas State (1951).....	80
	John Norman vs. Baylor (1999).....	80

### SEASON

Returns:.....	57, Wes Welker (2002)
Yards:.....	752, Wes Welker (2002)

#### Yards by Class:

Freshman:.....	419, Tyrone Thurman (1985)
Sophomore:.....	444, Tyrone Thurman (1986)
Junior:.....	752, Wes Welker (2002)
Senior:.....	385, Wes Welker (2003)
Yards per Return:.....	13.5, Tyrone Thurman (1985), 33 for 444 yards
Touchdowns:.....	3, Wes Welker (2002)

#### SINGLE-SEASON YARDAGE LEADERS

1.	Wes Welker (2002); 57 returns.....	752
2.	Tyrone Thurman (1986); 33 returns .....	444
3.	Larry Alford (1968); 38 returns.....	430
4.	Tyrone Thurman (1985); 31 returns .....	419
5.	Wes Welker (2003); 33 returns.....	385
6.	Danny Amendola (2006); 41 returns.....	377
7.	Marc Dove (1971); 33 returns.....	374
8.	Danny Amendola (2004); 29 returns.....	371
9.	Leonard Harris (1982); 33 returns.....	365
10.	Wes Welker (2000); 28 returns.....	353

#### SINGLE-SEASON RETURN LEADERS

1.	Wes Welker (2002).....	57
2.	Danny Amendola (2006).....	41
3.	Larry Alford (1968).....	38
4.	Tyrone Thurman (1987).....	35
5.	Marc Dove (1971).....	33
	Leonard Harris (1982).....	33
	Tyrone Thurman (1986).....	33
	Wes Welker (2003).....	33
9.	Larry Alford (1967).....	32
	Danny Amendola (2005).....	32

### CAREER

Returns: .....	152, Wes Welker (2000-03)
Yards: .....	1,761, Wes Welker (2000-03)
Yards per Return: .....	12.0, Marc Dove (1969-71), 48 for 576 yards
Touchdowns: .....	8, Wes Welker (2000-03)

#### CAREER YARDAGE LEADERS

1.	Wes Welker (2000-03).....	1,761
2.	Tyrone Thurman (1985-88).....	1,466
3.	Danny Amendola (2004-07).....	1,283
4.	Tracy Saul (1989-92).....	902
5.	Dane Johnson (1994-97).....	876
6.	Leonard Harris (1981-83).....	759
7.	Larry Alford (1967-68).....	750
8.	Marc Dove (1969-71).....	576
9.	John Norman (1997-00).....	513
10.	Eric Morris (2005-08).....	486

#### CAREER RETURN LEADERS

1.	Wes Welker (2000-03).....	152
2.	Tyrone Thurman (1985-88).....	126
3.	Danny Amendola (2004-07).....	116
4.	Tracy Saul (1989-92).....	90
5.	Dane Johnson (1994-97).....	76
6.	Larry Alford (1967-68).....	70
7.	Leonard Harris (1981-83).....	68
8.	Mike Patterson (1976-77).....	55
9.	John Norman (1997-99).....	50
10.	Eric Morris (2005-08).....	49

## TEAM RECORDS

### SCORING

#### POINTS

Game:	120, Wayland (1925)
Game since 1950:	80 vs. Sam Houston State (2005)
Most First-Half Points:	49 vs. Baylor (2001); vs. Sam Houston (2005); vs. Indiana State (2005)
Most Second-Half Points:	49 vs. Nebraska (2004)
Most First-Quarter Points:	28 vs. Stephen F. Austin (2013)
vs. Sam Houston State (2005)	
Most Second-Quarter Points:	35 vs. SMU (1990); vs. Indiana State (2005)
Most Third-Quarter Points:	28 vs. TCU (2004); vs. Kansas State (2005); vs. Northwestern State (2007)
Most Fourth-Quarter Points:	28 vs. N.C. State (2002); at Oklahoma State (2003); vs. Nebraska (2004)
Season – High:	569 (2008)
Season – Low:	245 (1997)

#### POINTS PER GAME

Season – High:	43.8 (2008); 569 points in 13 games
Season – Low:	22.3 (1997); 245 points in 11 games

#### TOUCHDOWNS

Game:	12 vs. Wayland (1925)
Game since 1950:	11 vs. Sam Houston State (2005)
Season – High:	79 (2008)
Season – Low:	29 (1998)

#### PATs MADE

Game:	11 vs. Sam Houston State (2005)
Season – High:	70 (2008)
Season – Low:	26 (1997)

#### FIELD GOALS MADE

Game:	4, 12 times; most recently at Kansas (2013)
Season – High:	23 (2013)
Season – Low:	7 (1999); 7 (2004); 7 (2008)

#### FIELD GOALS ATTEMPTED

Season – High:	(1998), 19-of-28
Season – Low:	13 (1999), 7-of-13; 13 (2008), 7-of-13

#### FIELD GOAL PERCENTAGE

Season:	85.2 (2013); 23-of-27
---------	-----------------------

#### MISCELLANEOUS

Most Two-Point PATs Made:	5 (1994); 5-of-8 / 5 (2002); 5-of-7
Most Two-Point PAT Attempts:	8 (1990); 4-of-8 / (1994); 5-of-8
Largest Deficit Erased:	31 vs. Minnesota (2006 Insight Bowl); also NCAA Bowl Record); trailed 38-7 with 7:47 to play in the third quarter
Quickest Score into a Game:	:17 vs. North Texas (1988); Tolliver 73-yard pass to Walker

Most Safeties:	3 (1992)
----------------	----------

#### TOP 10 SCORING GAMES

1.	vs. Wayland (1925)	120
2.	vs. Sam Houston State (2005)	80
3.	vs. Trinity (1932)	79
4.	vs. Northwestern State (2007)	75
5.	vs. New Mexico A&M (1953)	71
6.	vs. TCU (2004)	70
	vs. Nebraska (2004)	70
8.	vs. Kansas State (2009)	66
9.	vs. Austin College (1932)	64
10.	vs. UC-Santa Barbara (1970)	63
	vs. TCU (1985)	63
	vs. Arkansas State (1995)	63
	at Baylor (2001)	63
	vs. Indiana State (2005)	63
	at Kansas (2008)	63

### RUSHING

#### RUSHES

Game – High:	73 vs. Arizona (1989)
Game – Low:	7 at Texas (2007)

#### YARDS

Game – High:	620 vs. Trinity (1939)
Game – Low:	-17 vs. Texas (2004)
Season – High:	3,342 (1932)
Season High Since 1950:	2,505 (1989)
Season – Low:	771 (2007)

#### TOUCHDOWNS

Game:	12 vs. Wayland (1925), vs. Trinity (1932)
Game Since 1950:	5 vs. TCU (1977), vs. Rice (1989), vs. Sam Houston State (2005); vs. Texas A&M (2005)
Season:	30 (1993)

#### YARDS PER RUSH

Season – High:	7.7 (1989); 581 rush for 2,505 yards
Season – Low:	3.1 (2007); 246 rush for 771 yards

### PASSING

#### ATTEMPTS

Game – High:	78 vs. Iowa State (2003)
Game – Low:	10 vs. Texas (1997)
Season – High:	780 (2003)
Season – Low:	270 (1999)

#### COMPLETIONS

Game – High:	52 vs. Iowa State (2003)
Game – Low:	3 vs. Texas (1997)
Season – High:	544 (2007)
Season – Low:	119 (1996)

#### COMPLETION PERCENTAGE

Game – High (min. 20 att.):	90.0 at New Mexico (2011); 45-of-50
Game – Low (min. 20 att.):	24.0 vs. Missouri (1995); 6-of-25
Season – High:	71.3 (2007); 544-of-763
Season – Low:	43.8 (1996)

### YARDS

Game – High:	669 vs. Kansas State (2005)
Game – Low:	42 vs. Rice (1989)
Season – High:	6,179 (2003)
Season – Low:	1,723 (1996)

#### YARDS PER COMPLETION

Game – High:	28.7 vs. Oklahoma (1999); 9259 yards
Game – Low:	6.6 vs. Kansas State (1997)

#### TOUCHDOWNS

Game:	8 vs. Texas A&M (2003); at Baylor (2003); vs. Northwestern State (2007); vs. Rice (2009)
Season:	53 (2003)

#### INTERCEPTIONS THROWN

Game:	5 vs. Rice (1990); vs. Colorado (2003)
Season – High:	30 (1938)
Season – Low:	6 (1996, 1997)

#### TOP 10 PASSING GAMES

1.	vs. Kansas State (2005)	669
2.	at Mississippi (2003)	661
3.	vs. Sam Houston State (2005)	650
4.	at Oklahoma State (2007)	646
5.	vs. Texas A&M (2003)	605
6.	at N.C. State (2003)	586
7.	at Baylor (2003)	580
8.	vs. Kansas State (2009)	554
9.	at Oklahoma State (2003)	553
10.	vs. Eastern Washington (2008)	536

### TOTAL OFFENSE

#### PLAYS

Game – High:	111 vs. Iowa State (2003)
Game – Low:	46 vs. Nebraska (1997)
Season – High:	1,155 (2002)
Season – Low:	732 (1997)

#### YARDS

Game – High:	1,271 vs. Wayland (1925)
Game High Since 1950:	775 vs. Iowa State (2003)
Game – Low:	93 vs. Miami (1990)
Season – High:	7,576 (2003)
Season – Low:	3,401 (1997)

#### TOP 10 TOTAL OFFENSE GAMES (SINCE 1950)

1.	vs. Iowa State (2003)	775
2.	vs. Sam Houston State (2005)	770
3.	vs. Kansas State (2009)	739
4.	vs. Stephen F. Austin (2013)	731
5.	at Oklahoma State (2007)	718
6.	at Baylor (2003)	716
7.	at Mississippi (2003)	713
8.	vs. New Mexico (2012)	702
9.	vs. TCU (1985)	699
10.	vs. Kansas State (2005)	684

## TEAM RECORDS

### PENALTIES

Game – High: ..... 18 vs. Eastern Washington (2008)  
 Game – Low: ..... 1 vs. Rice (1991),  
 vs. Texas A&M (1992), vs. Arkansas (1988)  
 Season – High: ..... 120 (2009)  
 Season – Low: ..... 28 (1961)

### YARDS PENALIZED

Game – High: ..... 183 at Rice (2007)  
 Game – Low: ..... 5  
 vs. Texas A&M (1992), vs. Arkansas (1988)  
 Season – High: ..... 1,019 (2009)

### FIRST DOWNS

Game – High: ..... 45 vs. Iowa State (2003)  
 Game – Low: ..... 6  
 vs. Kansas State (1997), vs. Nebraska (1997)  
 Season – High: ..... 418 (2003)  
 Season – Low: ..... 186 (1999)

### TURNOVERS

Game: ..... 8 vs. Rice (1990)  
 Season – High: ..... 38 (1990)  
 Season – Low: ..... 14 (1997)

### FUMBLES

Game: ..... 8 vs. Texas A&M (1991)  
 Season – High: ..... 35 (1990)  
 Season – Low: ..... 15 (2001)

### FUMBLES LOST

Game: ..... 5 vs. New Mexico (1994)  
 Season – High: ..... 21 (1990)  
 Season – Low: ..... 5 (2000, 2001)

### INTERCEPTIONS THROWN

Game: ..... 5 vs. Rice (1990);  
 vs. Colorado (2003); vs. Oklahoma (2003)  
 Season – High: ..... 23 (2003)  
 Season – Low: ..... 6 (1996, 1997)

### TURNOVER MARGIN

Season – High: ..... +12 (1991, 1993, 1997)  
 Season – Low: ..... -14 (2013)

### PUNTING

#### PUNTS

Game: ..... 39 vs. Centenary (1939)  
 Game Since 1950: ..... 14 vs. Kansas State (1996)  
 Season – High: ..... 78 (1981)  
 Season – Low: ..... 26 (2008)

#### PUNTING AVERAGE

Game – High: ..... 57.0  
 vs. Baylor (2004); 3 punts for 171 yards  
 Game – Low: ..... 24.4  
 at Oklahoma (2002); 5 punts for 122 yards  
 Season – High: ..... 44.2 (2006)  
 Season – Low: ..... 35.6 (2007)

#### RETURNS

Returns (Game): ..... 22 vs. Centenary (1939)  
 Returns (Game Since 1950): ..... 13  
 vs. Iowa State (1967)  
 Returns (Season): ..... 59 (2002)  
 Yards (Season): ..... 766 (2002)  
 Yards Per Return (Season): ..... 12.9 (2002)  
 Touchdowns (Season): ..... 3 (2002)

#### KICK RETURNS

Most Kickoff Returns (Season): ..... 59 (2010), (2011)  
 Most Kickoff Return Yards (Season): ..... 1,319 (2010)  
 Highest Kickoff  
 Return Average (Season): ..... 24.4 (2009)  
 Most Kickoff  
 Return Touchdowns (Season): ..... 2 (1953, 2012)

### DEFENSE

#### RUSH DEFENSE

Fewest Rushing Yards Allowed (Game): ..... -45  
 vs. Arizona (1933)  
 Fewest Rushing Yards Allowed (Since 1950): -13 vs.  
 SMU (1992)  
 Fewest Rushing Yards Allowed (Season): ..... 871  
 (1932)

#### PASS DEFENSE

Fewest Passing Yards Allowed (Game): ..... 0  
 vs. Centenary (1939), vs. Texas A&M (1954),  
 vs. Oklahoma State (1974), vs. Arkansas (1974)  
 Fewest Passing Yards Allowed (Season): ..... 1,623  
 (1994)

#### TOTAL DEFENSE

Fewest Yards Allowed (Game): ..... 84  
 vs. Northwestern State (2012)  
 Fewest Yards Allowed (Season): ..... 3,421 (1994)

#### SACKS

Most Sacks (Game): ..... 8 vs. SMU (1993)  
 Most Sacks (Season): ..... 41 (2009)  
 Most Yards Lost by Sacks (Game): ..... 61  
 vs. SMU (1994)  
 Most Yards Lost by Sacks (Season): ..... 265  
 (1997, 2009)

#### TAKEAWAYS

Most Takeaways (Game): ..... 7,  
 Houston (1993); 7, Nebraska (2004)  
 Most Takeaways (Season): ..... 35 (1989)  
 Most Opponent Fumbles (Game): ..... 8,  
 Baylor (1990)  
 Most Opponent Fumbles (Season): ..... 36 (2007)  
 Most Opponent Fumbles Lost (Game): ..... 4,  
 Oklahoma State (1990), TCU (1993);  
 Texas State (2011)  
 Most Opponent Fumbles Lost (Season): 16 (1993),  
 (1989)  
 Most Interceptions (Game): ..... 6  
 vs. New Mexico (1946), vs. Rice (1968),  
 vs. Houston (1993)  
 Most Interceptions (Season): ..... 30 (1938)  
 Most Interception Return Yards (Game): ..... 160  
 vs. TCU (1990)  
 Most Interception Return Yards (Season): ..... 366  
 (1990)  
 Most Interception Returns for Touchdowns  
 (Game): ..... 2  
 vs. Oklahoma State (2000)  
 Most Interception Returns for TDs (Season): ..... 3  
 (1994, 2001, 2008)

## OTHER NATIONAL FOOTBALL AWARDS

### HEISMAN MEMORIAL TROPHY

Year	Player	Place
1960	E.J. Holub	10th
1965	Donny Anderson	4th
1996	Byron Hanspard	6th
2002	Kliff Kingsbury	9th
2003	B.J. Symons	10th
2008	Graham Harrell	4th
2008	Michael Crabtree	5th

### NATIONAL FOOTBALL FOUNDATION & COLLEGE FOOTBALL HALL OF FAME

Year	Player
1986	EJ Holub
1989	Donny Anderson
2008	Dave Parks
2012	Gabe Rivera

### AT&T ALL-AMERICA PLAYER OF THE YEAR

Year	Player
2007	Michael Crabtree
2008	Graham Harrell

### THE SPORTING NEWS NATIONAL PLAYER OF THE YEAR

Year	Player	Position
1965	Donny Anderson	Running back

### DOAK WALKER AWARD

(Presented annually to the nation's top running back)

Year	Player
1993	Byron Morris
1996	Byron Hanspard

### BILETNIKOFF AWARD

(Presented annually to the nation's top wide receiver)

Year	Player
2007	Michael Crabtree
2008	Michael Crabtree

\*Crabtree was the first player in the history of the award to win in back-to-back years.

### JOHNNY UNITAS GOLDEN ARM AWARD

(Presented to the nation's top quarterback)

Year	Player
2008	Graham Harrell

### SAMMY BAUGH TROPHY

(Presented to the nation's top quarterback by the Touchdown Club of Columbus)

Year	Player
2002	Kliff Kingsbury
2003	B.J. Symons
2007	Graham Harrell

### NATIONAL FRESHMAN OF THE YEAR

2007	Michael Crabtree
------	------------------

### PAUL WARFIELD TROPHY

(Presented to the nation's top receiver by the Touchdown Club of Columbus)

Year	Player
2007	Michael Crabtree
2008	Michael Crabtree

### AFCA GOOD WORKS TEAM

(Honoring college football student-athletes and their contributions to their communities)

Year	Player	Position
1997	Dane Johnson	Defensive Back
1998	Montae Reagor	Defensive End
2008	Brian Duncan	Linebacker

### NFF/COLLEGE FOOTBALL

#### HALL OF FAME

#### POST-GRADUATE SCHOLARSHIP

Year	Player	Position
2002	Kliff Kingsbury	Quarterback
2008	Graham Harrell	Quarterback
2012	Cody Davis	Safety

### NCAA POST-GRADUATE SCHOLARSHIP

(Presented annually to student-athletes that excel off the field)

Year	Player
1965	James Ellis, Jr.
1968	John Scovell
1975	Jeffrey Jobe
1978	Richard Arledge
1985	Bradford White
1990	Thomas Mathiasmeier
1996	Field Scovell

### VERIZON ACADEMIC

#### PLAYER OF THE YEAR

(Presented annually by CoSIDA to the nation's top academic student-athlete)

Year	Player	Position
2002	Kliff Kingsbury	Quarterback

### STREET & SMITH'S

#### 50TH ANNIVERSARY TEAM

Year	Player	Position
1960	E.J. Holub	Center





## HONORS AND AWARDS (ALL-CONFERENCE)

	Taurean Henderson	Running Back		Tony Darden	Defensive Back		Scott Segrist	Place Kicker	
	Antonio Huffman	Defensive Back		Jaret Greaser	Place Kicker		Billy Joe Tolliver	Quarterback	
	Vincent Meeks	Safety		Donnie Hart	Wide Receiver		Wayne Walker	Wide Receiver	
	Seth Nitschmann	Defensive End		Robert Johnson	Linebacker	1986	Brad Hastings	Linebacker	
	Manny Ramirez	Offensive Line		Montae Reagor	Defensive End		Chris Tanner	Center	
	John Saldi	Linebacker					Tyrone Thurman	Kick Returner	
	Brock Stratton	Linebacker					Wayne Walker	Wide Receiver	
2003	Toby Cecil	Center					1985	Carl Carter	Defensive Back
	Carlos Francis	Wide Receiver						Brad Hastings	Linebacker
	Nehemiah Glover	Wide Receiver					1984	Carl Carter	Defensive Back
	Taurean Henderson	All-Purpose						Brad Hastings	Linebacker
	Casey Keck	Offensive Line						Dwayne Jiles	Linebacker
	John Saldi	Linebacker	1994	Cat Adams	Defensive Back		1983	Stan David	Safety
	Brock Stratton	Linebacker		Marcus Coleman	Defensive Back		1982	Ricky Gann	Place Kicker
	Wes Welker	Wide Receiver		Scott Fitzgerald	Center			Anthony Hutchison	Running Back
2002	Ryan Aycock	Safety		Dane Johnson	Punt Returner			Gabriel Rivera	Defensive Line
	Toby Cecil	Center		Bart Thomas	Safety			Stan Williams	
	Adell Duckett	Defensive End		Zach Thomas	Linebacker				
	Nehemiah Glover	Wide Receiver		Damon Wickware	Defensive Line		1981	Maury Buford	Punter
	Joselio Hanson	Defensive Back	1993	Brad Elam	Center			Tate Randle	Safety
	Taurean Henderson	Running Back		Robert Hall	Quarterback		1980	Tate Randle	Safety
	Aaron Hunt	Defensive End		Lloyd Hill	Wide Receiver			Ted Watts	Safety
	Daniel Loper	Offensive Line		Robert King	Punter		1979	James Hadnot	Full Back
	Rodney McKinney	Defensive Tackle		Derrell Mitchell	Wide Receiver			Ted Watts	Safety
	Anton Paige	Wide Receiver		Byron Morris	Running Back		1978	Bill Adams	Place Kicker
	Mickey Peters	Inside Receiver		Stacey Petrich	Offensive Line			Maury Buford	Punter
	Rex Richards	Offensive Line	1992	Charlie Biggurs	Offensive Line			Larry Flowers	Safety
	Ricky Sailor	Defensive Back		Lloyd Hill	Wide Receiver			James Hadnot	Full Back
	John Saldi	Linebacker		Shawn Jackson	Defensive End			Joe Walstad	Offensive Line
	Robert Treece	Place Kicker		Stance Labaj	Offensive Line		1977	Richard Arledge	Defensive End
	E.J. Whitley	Offensive Line		Mike Liscio	Linebacker			Eric Felton	Defensive Back
2001	Ryan Aycock	Safety		Byron Morris	Running Back			Dan Irons	Offensive Line
	Toby Cecil	Center		Tracy Saul	Defensive Back			Mike Mock	Linebacker
	Carlos Francis	Wide Receiver	1991	Charlie Biggurs	Offensive Line		1976	Rodney Allison	Quarterback
	Clayton Harmon	Defensive Tackle		Rodney Blackshear	Wide Receiver			Harold Buell	Defensive End
	Jonathan Hawkins	Linebacker		Mark Bounds	Punter			Greg Frazier	Defensive Back
	Matt Heider	Offensive Line		Brian Dubiski	Safety			Thomas Howard	Linebacker
	Paul McClendon	Safety		Jason Duvall	Offensive Line			Dan Irons	Offensive Line
	Mickey Peters	Inside Receiver		Lin Elliott	Place Kicker			Larry Isaac	Running Back
	Mike Smith	Linebacker		Tracy Saul	Defensive Back			Mike Sears	Offensive Tackle
	Wes Welker	Punt Returner	1990	Matt Wingo	Linebacker		1975	Ecomet Burley	Defensive Line
2000	Derek Dorris	Wide Receiver		Rodney Blackshear	Wide Receiver			Pat Felix	Tight End
	Matt Heider	Offensive Line		Charles Rowe	Linebacker			Tony Green	Defensive Back
	Kris Kocurek	Defensive Tackle		Tracy Saul	Kick Returner			Curtis Jordan	Safety
	John Norman	Linebacker		Sammy Walker	Defensive Back			Tommy Lusk	Offensive Line
	Dorian Pitts	Linebacker		Matt Wingo	Linebacker			Mike Sears	Offensive Line
	Rex Richards	Offensive Line	1989	James Gray	Running Back		1974	Lawrence Williams	End
	Wes Welker	Punt Returner		Tom Mathiasmeier	Defensive End			Tommy Cones	Defensive End
1999	Kyle Allamon	Tight End		Charles Odiorne	Offensive Line			Ecomet Burley	Defensive Line
	Kevin Curtis	Safety		Charles Perry	Charles Perry			Curtis Jordan	Defensive Back
	Anthony Malbrough	Defensive Back		Nathan Richburg	Offensive Line		1973	Dennis Allen	Offensive Line
	John Norman	Punt Returner		Charles Rowe	Linebacker			Joe Barnes	Quarterback
	Kyle Shipley	Linebacker		Tracy Saul	Kick Returner			Ecomet Burley	Defensive Line
1998	Kyle Allamon	Tight End		Sammy Walker	Defensive Back			Tom Furgerson	Offensive Line
	Darwin Brown	Defensive Back		Len Wright	Center			Don Grimes	Place Kicker
	Kris Kocurek	Defensive Tackle	1988	Charles Odiorne	Offensive Line			Larry Isaac	Running Back
1997	Eric Butler	Linebacker		Desmond Royal	Defensive Line			David Knaus	Offensive Line
	Tony Darden	Defensive Back		Tyrone Thurman	Kick Returner			Andre Tillman	Tight End
	Zebbie Lethridge	Quarterback		Billy Joe Tolliver	Quarterback			Kenneth Wallace	Defensive Back
	Malcolm McKenzie	Wide Receiver	1987	Eddy Anderson	Wide Receiver			Danny Willis	Defensive Back
	Tony Rogers	Place Kicker		James Gray	Running Back		1972	Russell Ingram	Center
	Chris Whitney	Offensive Line		Artis Jackson	Defensive Line			Don Rives	Defensive Line
1996	Jody Brown	Defensive End		Michael Johnson	Linebacker		1971	Marc Dove	Defensive Back
	Tony Daniels	Defensive End		Jeff Keith	Offensive Line			Larry Molinare	Linebacker
				Mike McBride	Offensive Line		1970	Bruce Dowdy	Defensive End



## HONORS AND AWARDS (ACADEMIC ALL-CONFERENCE)

### BIG 12 CONFERENCE

2013 ... First Team: Ryan Erxleben, Master's Interdisciplinary Studies; Kramer Fyfe, Mechanical Engineering; Summitt Hogue, Agricultural Communications; Bradley Marquez, Exercise & Sports Science; Josh Talbott, Master's Business Administration; Taylor Symmank, Business Administration.

Second Team: Ryan Bustin, Business Administration; Brandon DeFrance, Management; DeAndre Washington, Exercise & Sports Science.

2012 ... First Team: Cody Davis, Master's in Management Information Systems; Seth Doege, Masters in Interdisciplinary Studies; Ryan Erxleben, Exercise & Sports Science; Kramer Fyfe, Mechanical Engineering; Summitt Hogue, Agricultural Communications; Bradley Marquez, Exercise & Sports Science; Terry McDaniel, Interdisciplinary Studies; Eugene Neboh, Human Development & Family Studies; Alex Torres, Business Administration; Austin Zouzalik, Energy Commerce Second Team: Michael Brewer, University Studies; Le'Raven Clark, Natural Resource Management.

2011 ... First Team: Cody Davis, Management Information Systems; Seth Doege, Masters in Interdisciplinary Studies; David Neil, Masters in Exercise & Sports Science; Mickey Okafor, Human Development & Family Studies; Austin Zouzalik, Energy Commerce and General Business.

Second Team: Donnie Carona, Masters in Business Administration; Ryan Erxleben, Exercise & Sports Science; Alex Torres, Masters in Business Administration; Eric Ward, Human Development & Family Studies.

2010... First Team: Britton Barbee (Psychology & Human Development and Family Studies), Bront Bird (Energy Commerce), Cody Davis (Management Information Systems), David Neill (Exercise and Sport Sciences), Mickey Okafor (Human Development and Family Studies), Chris Olson (MBA), Taylor Potts (Exercise Sport Sciences/Human Development & Family Studies) and Austin Zouzalik (Business Administration). Second Team: Jonathan Brydon (Marketing), Donnie Carona (Business Administration), Brian Duncan (Management), Jonathan LaCour (Advertising), Alex Torres (Business Administration), LaAdrian Waddle (Business Administration) and Matt Williams (Human Development and Family Studies).

2009 ... First Team: Bront Bird, Business Administration; Taylor Charbonnet, Business Administration; Cody Davis, Business Administration; David Neil, Human

Development and Family Studies; Mickey Okafor, Pre-Dental; Chris Olson, Business Administration, Taylor Potts, Quarterback; Alex Torres, Business Administration; Austin Zouzalik, Business Administration. Second Team: Donnie Carona, Business Administration; Brandon Sharpe, Business Administration

2008 ... First Team: Bront Bird, Business Administration; Taylor Charbonnet, Business Administration; Cory Fowler, General Business-graduate; J.J. Griffin, Exercise and Sport Sciences-graduate; Graham Harrell, Education-graduate; Jonathan LaCour, Advertising; David Neill, Human Development and Family Studies; Mickey Okafor, Arts and Sciences undeclared; Chris Olson, Marketing and Management; Chris Perry, Arts and Sciences undeclared; Taylor Potts, Exercise and Sport Sciences; Todd Walker, Human Development and Family Studies. Second Team: Daniel Charbonnet, General Studies; Rashad Hawk, Arts and Sciences undeclared; Jake Johnson, Human Development and Family Studies; Franklin Mitchem, General Business; Eric Morris, Communication Studies; Jake Ratliff, Animal Science.

2007 ... First Team: Grant Berg, Finance; Graham Harrell, History; Kelly Hildebrandt, General Business; Eric Morris, Communication Studies; Chris Olson, General Business; David Schaefer, Bio-Chemistry; Clint Stoffels, General Business; Alex Trlica, Finance; Grant Walker, Business Management. Second Team: Daniel Charbonnet, General Studies; Brian Duncan, General Business; Chad Hill, Finance; Jamar Wall, Exercise and Sport Sciences; Loy White, Business Marketing; Marlon Williams, Civil Engineering; Tyler Yenzer, Finance.

2006 ... First Team: Matt Grisell, English; Graham Harrell, History; Chris Hudler, Sports Management; Brock Stratton, Restaurant, Hotel and Institutional Management; Keith Toogood, Business Management; Alex Trlica, Finance and Accounting; Grant Walker, Business Management; Todd Walker, Pre-Medicine. Second Team: Daniel Charbonnet, Communications; Chad Hill, General Business; Antonio Huffman, Sociology.

2005 ... First Team: SirDon Lewis, Psychology; David Schaefer, Biochemistry. Second Team: Lance Fuller, Business; John Saldi, Communications; Calen Shearer, Business; Alex Trlica, Finance.

2004 ... First Team: Sonny Cumbie, History; Cody Fuller, Communications; Joe Garcia, Undeclared; Sione Havili, Human Development and Family Studies; Brock Stratton, Restaurant, Hotel and Institutional Management; Josh

Rangel, Public Relations; Alex Trlica, Pre-Nursing; Jeremy Woods, Graduate Studies/Marketing. Second Team: Brian Bishop, General Business; Cody Campbell, MBA; Dylan Gandy, Finance; SirDon Lewis, Human Development and Family Studies; Seth Nitschmann, Finance; Brent Slaughter, Petroleum Land Management; Keith Toogood, Marketing.

2003 ... First Team: Marcus Boyd, Marketing/Management; Cody Campbell, MBA; Cody Fuller, Communications; Taylor Jobe, Advertising; Byron Johnson, Marketing/Management; Josh Rangel, Public Relations; Dupree Scovell, Finance/Graduate. Second Team: Ryan Aycock, Communication Studies; Toby Cecil, Finance; Joel Filani, Undeclared; Dylan Gandy, History; Trey Haverty, Management; B.J. Symons, Management; Keith Toogood, Business; Jeremy Woods, Graduate Studies.

2002 ... First Team: Eric Bartee, Exercise and Sport Sciences; Cody Campbell, Finance/Economics; Toby Cecil, Finance; Lennard Christensen, High Performance Management; Cody Fuller, Undeclared; Dylan Gandy, Business; Taylor Jobe, Advertising; Kliff Kingsbury, Master's of Sport Management. Second Team: Ryan Aycock, Communication Studies; Marcus Boyd, Marketing; Cody Davis, Management; Adell Duckett, Exercise and Sport Sciences; Trey Haverty, Management; Byron Johnson, Marketing; Clay McGuire, History; Josh Page, Master's of Restaurant, Hotel and Institutional Management; Josh Rangel, Public Relations; Ricky Sailor, Human Development and Family Studies; B.J. Symons, Management; Robert Treece, Exercise and Sport Sciences; E.J. Whitley, Undeclared; Robert Wyatt, Graduate Studies.

2001 ... First Team: Ryan Aycock, Communication Studies; Eric Bartee, Exercise and Sport Science; Marcus Boyd, Management Information Systems; Rusty Bucy, Communication Studies; Cody Campbell, Finance/Economics/Petroleum Land Management; Toby Cecil, Business; Lennard Christensen, High Performance Management/Graduate School; Dylan Gandy, Undeclared; Trey Haverty, Undeclared; Byron Johnson, Marketing; Kliff Kingsbury, Management; Paul McClendon, Management Information Systems; Dupree Scovell, Management/Marketing; King Scovell, Finance/General Business; Robert Wyatt, Restaurant, Hotel and Institutional Management. Second Team: Peter Abrigg, Construction Technology; Preston Hartfield, Exercise Sport Management; Jonathan Hawkins, Teacher Certification/Graduate School; Josh Page, Restaurant, Hotel and Institutional Management; Justin Reed, Communication Studies; B.J. Symons, Finance; Wes Welker, Undeclared.

## HONORS AND AWARDS (ACADEMIC ALL-CONFERENCE)

### BIG 12 CONFERENCE (cont.)

2000 ... First Team: Peter Abrigg, Construction Technology; Ryan Aycock, Communication Studies; Chris Birkholz, Biology; Tony Cantu, Spanish/Exercise Sciences; Lennard Christensen, High Performance Management; John DePasquale, MBA; Carlos Francis, Exercise and Sport Sciences; Jonathan Hawkins, Sports Management; Sam Hooks, MBA; J.P. Jansen, Agronomy; Kliff Kingsbury, Management; Paul McClendon, MIS; Robert Monroe; Kyle Sanders, Master's of Science/Motor Behavior; King Scovell, Finance; Robert Wyatt, Restaurant, Hotel and Institutional Management. Second Team: Rusty Bucy, Communications; Will Culpepper, MBA; Derek Dorris, Exercise and Sport Science; Kris Kocurek, Exercise and Sport Sciences; Mickey Peters, Exercise and Sport Sciences; Justin Reed, Communications; Toby Shain, Exercise and Sports Science; Reggie Savage, Exercise and Sport Sciences; J.J. Williams, Exercise and Sport Sciences; Shaud Williams, Marketing.

1999 ... First Team: Peter Abrigg, Arts and Sciences; Eric Bartee; Chris Birkholz, Biology; Reagan Bownds, Agriculture Business; Brien Burchett; Keith Cockrum, Finance; J.P. Jansen, Agronomy; Kliff Kingsbury; Paul McClendon, MIS; Robert Monroe; Rob Peters, Accounting; Brian Roberson, Engineering; Charlie Robinson; Kyle Sanders, History; King Scovell, Finance; Kyle Shipley, Finance; Robert Wyatt. Second Team: Rusty Bucy; Will Culpepper, Management; Paul Erickson, History; Matt Heider, Mathematics; Josh Page; Reggie Savage, Exercise & Sports Sciences; J.J. Williams.

1998 ... First Team: Chris Birkholz, Biology; Reagan Bownds, Agribusiness; Keith Cockrum, Finance; Jaret Greaser, Agriculture Economics; Matt Heider, Undecided; Jeremy Hernandez, Biochemistry; Paul McClendon, Undecided; Robert Monroe, Accounting; Cody Patton, Interdisciplinary Agriculture; Rob Peters, Accounting; Brian Roberson, Engineering; Kyle Sanders, History; King Scovell, Finance; Kyle Shipley, Finance. Honorable Mention: Kris Kocurek, Undecided; Montae Reagor, Exercise & Sport Sciences; Reggie Savage, Exercise & Sport Sciences.

1997 ... First Team: Reagan Bownds, Agricultural Business; Corey Chandler, Communications; Keith Cockrum, MIS/Finance; Jaret Greaser, Agriculture Econ.; Jeremy Hernandez, Bio-Chemistry; Cody Patton, Agriculture; Rob Peters, Accounting; Zac Potter, Accounting; Brian Roberson, Civil Engineering; Tony Rogers, Marketing. Honorable Mention: Tim Baker, MIS; Jonathan Hawkins, ESS; Kyle Shipley, Accounting; Matt Tittle, Communications; Duane Toliver, Business.

1996 ... First Team: Sone Cavazos, Civil Engineering; Keith Cockrum, Finance; Jaret Greaser, Agricultural Business; Jeremy Hernandez, Bio Chemistry; Ryan Jones, Communications; Rob Peters, Accounting; Tony Rogers, Marketing; Field Scovell, General Business. Honorable Mention: Corey Chandler, Communications.

### SOUTHWEST CONFERENCE

1995 ... Ed Hendrix, ESS; Tony Rogers, Management; Field Scovell, Finance.

1994 ... Scott Aylor, Electrical Engineering; Ed Hendrix, ESS.

1993 ... Jason Clemmons, ESS; Robert King, Chem. Engineering; Stacey Petrich, Finance.

1992 ... Steve Carr, Marketing; Scott Fitzgerald, Electrical Eng.; Stacey Petrich, Finance.

1991 ... King Hodson, RHIM; Steve Carr, Marketing; Stacey Petrich, Finance.

1990 ... Chris Naughton, ESS; Jason Rattan, Pre-Vet. Medicine; David McFarland, Finance.

1989 ... David McFarland, Finance; Tom Mathiasmeier, Finance; Bart Talkington, English.

1988 ... Tom Mathiasmeier, Finance; Bart Talkington, English.

1987 ... Eric Everett, Physical Education; Terry Lynch, Broadcast Journalism; Tim Tannehill, Physical Education.



# Fearless.



## MEN'S GOLF COACHES

### HEAD COACHES

Name	Tenure (Yrs)
Gene Mitchell	1967-70 and 1981-83 (7)
Danny Mason	1971-78 (8)
Richard Whittenburg	1979-80 (2)
Greg Reynolds	1984-85 (2)
Tommy Wilson	1986-98 (13)
Jeff Mitchell	1999-2000 (2)
Greg Sands	2001-present
<b>Overall</b>	<b>48 seasons</b>

#### Other Awards

Be sure to refer to the "Awards" Section in the front of this book to view national honors earned by Texas Tech Golf teams, coaches and players.

All accomplishments compiled here are as of August 2014

#### Most Complete Information:

Complete details, other records and information about every sport is available at the Texas Tech website, look for a media supplement link from the sidebar of each sport. Statistics and records will be updated online as events occur and records are broken.

[www.texastech.com](http://www.texastech.com)



## ALL-TIME LETTERWINNERS

### -A-

Akridge, Dale Ray, 1985-89  
 Allain, Nicolas, 2005  
 Allen, Manson, 1936-37  
 Allen, Mark, 1988-89  
 Anand, Christopher, 1992-95  
 Anderson, Randy, 1968  
 Armstrong, Alex, 1996-99  
 Arnold, James, 1968-89  
 Ashy, Michael, 1990-94  
 Aubrey, Sam, 1969

### -B-

Baecker, Roque, 1985-87  
 Bailey, Scott "Bubba", 2001-2003  
 Baize, Brian, 1995-96  
 Baldwin, Tom, 1997-98  
 Barley, Patrick, 1995-96  
 Barrett, Scott, 1981  
 Basden, John, 1983  
 Baxter, Bill, 1947  
 Bell, John, 1934-35  
 Bertram, Jeff, 1986-88  
 Best, Melvin, 1939-40  
 Bills, Gant, 1998-99  
 Birdwell, Brandon, 1984  
 Black, Thomas, 1968-69  
 Blocker, Chris, 1959-61  
 Blythe, Chance, 1989-92  
 Bohls, Rex, 1975  
 Bolen, David, 1999-02  
 Brewer, James H., 1962-64  
 Brigham, Jim, 1940-41  
 Broussard, Conrad, 1984  
 Brown, Chris (Paris, Texas), 1969  
 Brown, Chris (Midland), 1979-80  
 Burleson, Paul, 1970-71  
 Burns, Chris, 1996-1997

### -C-

Cain, John, 1955-59  
 Callender, Mel, 1975-79  
 Carlsen, Jack, 1936-37  
 Carlyle, Glen, 1973-74  
 Carmichael, Alan, 1974-77  
 Carson, J.P., 1934-35  
 Cassell, Gray, 1953-54  
 Chambless, Steve, 1982-85  
 Conine, Jim, 1968  
 Conine, John, 1973-75  
 Cook, James, 1949  
 Cooke, Alex, 1939-40  
 Cooke, William, 1939-40  
 Cotter, Mike, 1981-83  
 Croom, Buddy, 1970

### -D-

Daniels, Steve, 1981  
 Darland, Tommy, 1984  
 David, Joe Don, 1985  
 Davidson, James, 1962-63  
 Davis, Barry, 1970  
 Delgadillo, Javier, 1988-89  
 Dempsey, Richard, 1950  
 Diebert, Clint, 2003  
 Dobie, Bruce, 1961-63  
 Doherty, Donald, 1939-40  
 Dominguez, Matias, 2011-  
 Dorsey, Drew, 2010-  
 Douglas, James, 1936-37  
 Dresser, Andrew, 2002-06  
 Dunkelberg, Dan, 1983

### -E-

Evans, Raylan, 1951  
 Ewing IV, Finley, 2009-2013

### -F-

Farmer, Maban, 1991-92  
 Farmer, Panny, 1935-36  
 Farquhar, John, 1955-59  
 Feagen, E.C., 1948  
 Ferris, Steve, 1981-82  
 Figura, John, 1989  
 Fink, Randy, 1987-90  
 Floren, Nils, 2008-11  
 Floren, Oscar, 2004-07  
 Foster, George, 1969  
 Foster, Jason, 1990-92  
 Fox, Shane, 1973-76  
 Franky, Sergio, 2007-10  
 Friggle, Scott, 1990-91, 94

### -G-

Garcia, Marco, 1998  
 Green, Jim, 1953-54  
 Griffin, Will, 2006-10

### -H-

Hackler, Andrew, 2001-03  
 Haddock, Neil, 1974-77  
 Haddrell, William, 2002-05  
 Hale, Robert, 1935-37  
 Hargrove, Mark, 1976-77  
 Harper, John, 1968  
 Heller, Ryan, 1987  
 Henderson, Kirk, 1986  
 Henderson, Zac, 1946-49  
 Henegar, Corey, 1999-2001  
 Hill, Chris, 1993-97  
 Hrcnciar, Jerry, 1965-66  
 Huber, Joe Bernard, 1966  
 Hudson, Chris, 1984-88  
 Hull, Mark, 1999-03

**ALL-TIME LETTERWINNERS****-I-**

Irwin, Clifton 1968

**-J-**

Jackson, Terry, 1985-87  
 Jacobs, William, 1968  
 Jacobson, Brad, 2000-04  
 Jarrett, Mark, 1979  
 Johnson, Donnie, 1973  
 Johnson, Jimmie, 1959-61  
 Jones, Casey, 2002-05  
 Jones, Gregg, 1978-79  
 Jones, Scott, N/A

**-K-**

Kackley, Jimmy, 2001  
 Kampen, Andy, 1996  
 Kaplan, Don, 1955-59  
 Kase, Adam, 1981-85  
 Kelly, Brooks, 1999-03  
 Kimball, Stephan, 1968  
 Klemmer, Joe, 1991

**-L-**

Lakatta, Brandon, 2005-07  
 Lamey, John, 1985-87  
 Lapham, Bob, 1953-54  
 Larson, Charles "Chuck", 1970-71  
 Larson, Scott, 1978  
 LeCrone, Stephen, 1966  
 Lenz, Jonathan, 2004  
 Littlejohn, James, 1963  
 Lokey, Lance, 1991-95  
 Long, Steve, 1975-76  
 Louth, Jason, 2002-05  
 Loving, Matt, 1998-99  
 Lucio, Eddie, 1998-99

**-M-**

Martin, Jeremy, 2006-07  
 Martin, Wallace, 1941-42  
 Mathis, Chris, 1992-96  
 Mattox, Richard, 1975-76  
 McClung, Douglas, 1968  
 McCormick, Andy, 1985  
 McCormick, Cameron, 1995-97  
 McCracken, Logan, 2010-12  
 McCully, Paul, 1951-52  
 McDaniel, Gary, 1993  
 McElhaneey, Kelly, 1982-82  
 McKean, Walter, 1966-68  
 McKinney, Robert, 1966-68  
 Melville, Shaun, 2004-05  
 Merrell, Garrett, 2005-08  
 Miller, Jeff, 1980-83  
 Mischnick, Kevin, 1989  
 Mitchell, Jeff, 1974-76  
 Mooney, John, 1940-41  
 Moorhead, Mike, 1965  
 Moorhouse, David, 1952-53  
 Morrison, Tim, 1992-93  
 Moss, Jobe, 1975-77  
 Mulherin, Sean, 1995-99

**-N-**

Needham, Don, 1969-71  
 Neumann, Jack, 1983  
 Nix, Don, 1959-61  
 Northington, Dennis, 1977-78  
 Novoa, Bryan, 1993-96  
 Nutt, Stephen, 1992

**-O-**

Odom, Brett, 1993  
 O'Neal, Don, 1959-60  
 Orndorff, Thomas, 1966-67  
 Ott, Brad, 1990-92

**-P-**

Pace, Chris, 2004-05  
 Palmer, Terrell, 1982-83  
 Parks, George, 1978  
 Perez, Sal, 1982  
 Pinnell, Hunter, 1986-87  
 Pitts, Matt, 1999  
 Pope, Travis, 1996-97  
 Pyka, Trey, 1999-03

**-R-**

Ramirez, Lee, 1978  
 Rambin, Mitchell, 1970  
 Restrepo, Esteban, 2011-  
 Riggs, Robert, 1973  
 Rivas, Santiago, 2005-08  
 Robertson, Rex, 1977-81  
 Rogers, Hamilton, 1968  
 Rogers, Rick, 1964-65  
 Roseberry, Jon, 1993-95  
 Rosson, Ronnie, 1972  
 Roque, Baeker, 1986-87  
 Rowland, Kyle, 1980  
 Rusk, Chandler, 2010-12  
 Russell, Jack D., 1953-54

**-S-**

Sanders, Jim, 1987-90  
 Scenniers, Neal, 1954-55  
 Schauer, Hal, 1969  
 Scherer, Brian, 2008-11  
 Schrade, Mike, 1991-95  
 Schaner, Hal, 1968  
 Schroeder, Paul, 1968  
 Seligmann, Larry, 1979-82  
 Sheffield, Bucky, 1972  
 Shepperson, John, 1968-69  
 Sheridan, Mike, 1968-69  
 Simmons, King, 1986  
 Simon, Jacob, 2010  
 Simnacher, Brad, 1983-87  
 Sinnacher, Brad, 1984-87  
 Skinner, Steve, 1978  
 Smith, Blake, 1997-2000  
 Smith, Brian, 2001-04  
 Smith, Derek, 2004-2005  
 Smith, James Kirk, 1970  
 Smith, Matt, 2007-2011  
 Smith, Randy, 1971-72  
 Sokolowski, Kurt, 1969  
 Sordet, Clement, 2011-  
 Sparks, Laird, 1996-98  
 Speckman, Don, 1970-71  
 Spencer, Rodney, 1941-42  
 Springer, Brent, 1986-8771  
 St. Germain, Jean, 1976-79  
 Stegner, Scott, 1973-74  
 Stenman, Erik, 2003  
 Stiegman, Bryan, 1973-76  
 Stogner, Jay, 1988-89  
 Stoltz, Jerry, 1948  
 Stoltz, Joe A., 1950-53  
 Stoops, Colin, 1992-93  
 Storey, Cade, 2012-  
 Strickland, Randal, 1983-87  
 Sturdivant, Ford, 1940-41  
 Sylvester, Andy, 1986  
 Symons, Tyler, 2005

**-T-**

Tate, Phillip, 1995-99  
 Telford, Lindsey, 1936-37  
 Tillement, Pierre, 2012-  
 Thompson, Steven, 1971  
 Todd, Henry, 2011-  
 Trout, John R., 1949  
 Tubb, Eddie Mack, 1961-62  
 Turnbow, Tyson, 2012-

**-U-**

Urncair, Jerry Daniel, 1966

**-V-**

Vaughn, Joel, 1970  
 Voight, Mike, 1985

**-W-**

Walker, Jack, 1940-42  
 Wallace, John, 1982  
 Walters, Danny, 1975-76  
 Waterhouse, Randy, 1979-80  
 Ward, Chris, 2008-10  
 Warden, G.W., 1952-53  
 Watts, Jeff, 1980-84  
 Weant, Nathan, 2012-  
 Webster, Chris, 1999  
 Wetter, Greg, 1993-97  
 Weworski, Tyler, 2009-11  
 White, Ronald, 1967-69  
 Whittaker, James, 1968-71  
 Wilcoxin, Jim, 1967-68  
 Wilemon, Brad, 1968-70  
 Wilemon, Stan, 1969-72  
 Wiley, David, 1993  
 Willcoxon, Erik, 1986-88  
 Williams, Chad, 1977-78  
 Williams, Mark, 1980  
 Williamson, Todd, 1986-87  
 Willmann, Kyle, 2000-02  
 Winfrey, Mike, 1988-89  
 Winters, Dennis, 1979  
 Wood, Kent, 1975-78  
 Wooldridge, Jack Jr., 1977  
 Woolley, Jim, 1986-88

**-Y-**

Yates, Richard Lynn, 1963-64  
 Younan-Wise, Jake, 2005-07  
 Youngblood, Kevin, 1989-91

**-Z-**

Zook, Chris, 1990

## PROGRAM RECORDS AND BESTS

### BIG 12 TEAM AND INDIVIDUAL BESTS

Individual Low Round:	65, Chris Ward (2010)
Team Low Round:	282 (2008)
*Individual 72-Hole Score:	279, Chris Ward (2010)
*Team 72-Hole Score:	1,152 (2010)
Individual 54-Hole Score:	212, Kyle Willmann (2002)
Team 54-Hole Score:	876 (2006)
Individual Finish:	1st, Chris Ward (2010)
Team Finish:	2nd (2014)

\*Format changed to 72 holes in 2008

### NCAA REGIONAL APPEARANCES

Year	Tournament/Location	Finish/Score
1992	Central/Mckinney, Texas	t11th of 21/902
1995	Central/Montgomery, Texas	18th of 21/909
1996	Central/Ann Arbor, Mich.	t16th of 21/900
2002	West/Albuquerque, N.M.	t10th of 30/887
2003	Central/Manhattan, Kan.	12th of 27/874
2004	Central/West Lafayette, Ind.	13th of 27/917
2005	Central/South Bend, Ind.	21st of 27/883
2006	East/Orlando, Fla.	3rd of 27/873
2007	Central/Sugar Grove, Ill.	7th of 27/907
2008	West/Bremerton, Wash.	12th of 27/889
2009	Southwest/Austin, Texas	2nd of 13/876
2010	S. Central/College Station, Texas	1st of 14/851
2011	Southwest/Tucson, Ariz.	9th of 14/858
2013	Columbus, Ohio	5th of 13/879
2014	Raleigh, N.C.	6th of 13 /864

### NCAA REGIONAL TEAM AND INDIVIDUAL BESTS

Individual Low Round:	(67, Andrew Dresser,'03)
Team Low Round:	(282, 2009)
Individual Three Round Score:	211
	(76-67-68-211, Andrew Dresser,'03);
	(69-71-71-211, Finley Ewing IV,'10);
	(68-72-71-211, Nils Floren,'10);
	(72-71-68-211, Chris Ward,'10)
Team 54-hole Score:	(851, 2009-10)
Individual Finish:	(3rd, Chris Ward, 2009)
Team Finish:	(1st, 2010)

### NCAA CHAMPIONSHIPS APPEARANCES

Year	Location	Finish/Score
1956	Columbus, Ohio	t10th of 31/614
1959	Eugene, Ore.	t7th of 20/586
1960	Colorado Springs, Colo.	28th of 34/644
1976	Albuquerque, N.M.	t15th of 29/1203
2002	Columbus, Ohio	t24th of 30/1169
2006	Sunriver, Ore.	Missed Cut
2007	Williamsburg, Va.	Missed Cut
2009	Toledo, Ohio	t23rd of 30/900
2010	Ootelwah, Tenn.	5th of 30/867
2013	Atlanta, Georgia	14th of 30, 847

### TEAM TOURNAMENT (SANDS ERA)

Wins:	15
UTSA Invitational:	2000-01
Mid-Pines Intercollegiate:	2001-02
SFA Crown Classic:	2001-02
UTSA Invitational:	2002-03
Hyatt Plantation Club Intercollegiate, Aggie Invitational:	2005-06
Shoal Creek Invitational:	2007-08

Oklahoma Intercollegiate:	2007-08
Herb Wimberly Intercollegiate:	2007-08
UTSA Invitational:	2008-09
Ron Smith/USF Intercollegiate:	2008-09
UTSA Invitational:	2009-10
NCAA South Central Regional:	2009-10
UTSA/Oak Hills Invitational:	2010-11
UTSA/Oak Hills Invitational:	2011-12
Middlebrook Bank Intercollegiate:	2013-14

### INDIVIDUAL TOURNAMENT (SANDS ERA)

Wins:	16
Kyle Willmann, Border Olympics:	2000-01
Kyle Willmann, Mid-Pines Classic:	2001-02
David Bolen, Lamar Intercollegiate:	2001-02
Oscar Floren, Mercedes-Benz Collegiate:	2005-06
Oscar Floren & Andrew Dresser, Hyatt Plantation Club Intercollegiate:	2005-06
Oscar Floren, Aggie Invitational:	2005-06
Will Griffin, Shoal Creek Intercollegiate:	2007-08
Sergio Franky, Herb Wimberly Intercollegiate:	2007-08
Chris Ward, UTSA Invitational:	2008-09
Santiago Rivas, Ron Smith/USF Intercollegiate:	2008-09
Chris Ward, Big 12 Championships:	2009-10
Nils Floren, Carpet Capital Collegiate:	2009-10
Clement Sordet, UTSA/Oak Hills Invitational:	2011-12
Finley Ewing, Morris Williams Intercollegiate:	2012-13
Clement Sordet, Middleburg Bank Intercollegiate:	2013-14

### TOP 10 LOW ROUND

Rk	Rd	Player	Tournament
1.	61	Finley Ewing IV	2012 Royal Oaks Inter.
2.	62	Will Griffin	2006 Jerry Pate National
3.	64	Oscar Floren	2004 ASU Thunderbird
	64	Mark Allen	1989 NMMI Invitational
	64	Kyle Willmann	2002 Maxwell
6.	65	Mark Allen	1988 NMMI Invitational
	65	Collin Stoops	1992 NMSU/Coca-Cola
	65	David Bolen	2001 Mid-Pines
	65	Nick Williams	2006 WTAMU Inv.
	65	Garrett Merrell	2006 Jerry Pate National
	65	Chris Ward	2009 UTSA Inter.
	65	Chris Ward	2010 Big 12 Champs.
	65	Tyler Weworski	2011 Ameri Ari Inv.
	65	Clement Sordet	2013 NCAA Champs.

### TOP 10 54-HOLE SCORES (ALL-TIME)

Rk	Rd	Player	Tournament
1.	201	Will Griffin	2006 Jerry Pate National
2.	202	Mark Allen	1989 NMMI Invitational
	202	Chris Ward	2009 UTSA Inter.
4.	203	Jake Y.-Wise	2006 UH-Hilo Inter.
5.	204	Mark Allen	1988 NMMI Invitational
6.	205	Oscar Floren	2005 Barona Cup
	205	Oscar Floren	2006 Jerry Pate National
	205	Nils Floren	2009 UTSA Inter.
9.	206	Kyle Willmann	2001 Mid-Pines
10.	207	Several players	

**PROGRAM RECORDS AND BESTS****ALL-TIME TOURNAMENT WINNERS**

Rk	Wins	Player	Tournament
1.	4	Bryan Novoa	1994 Border Olympics 1996 Crown Colony 1996 Border Olympics 1996 SWC Champs.
2.	3	Oscar Floren	2006 Mercedes-Benz 2006 Hyatt Plantation 2006 Aggie Invitational
3.	2	Nils Floren	2011 Oak Hills Invitational 2009 Carpet Capital
	2	Kevin Youngblood	1988 Coody Inter. 1990 Charles Coody
	2	Collin Stoops	1992 NMSU Classic 1993 Baylor Inter.
	2	Chris Mathis	1994 Rice Invitational 1995 Red Raider Inter.
	2	Kyle Willmann	2001 Mid-Pines 2001 Border Olympics
	2	Clement Sordet	2012 UTSA/Oak Hills 2014 Middleburg Bank
9.	1	Chris Ward	2010 Big 12 Champs.
	1	Finley Ewing IV	2013 Morris Williams Inv.
	1	Clement Sordet	2013 Black Horse Match

**TOP 10 SINGLE-SEASON STROKE AVERAGES**

Rk	Avg	Player	Season
1.	71.2	Oscar Floren	2006-07
2.	71.5	Oscar Floren	2005-06
3.	72.1	Andrew Dresser	2005-06
4.	72.2	Nils Floren	2010-11
5.	72.3	Andrew Dresser	2003-04
	72.3	Nils Floren	2009-10
7.	72.4	Chris Ward	2009-10
8.	72.5	David Bolen	2001-02
	72.5	Finley Ewing IV	2012-13
10.	72.8	Oscar Floren	2003-04
	72.8	Nils Floren	2008-09
	72.8	Clement Sordet	2012-13

**SOUTHWEST CONFERENCE CHAMPIONSHIPS**

Year	Champion	Medalist	Tech
1958	Arkansas	Dan Massengale (TCU)	6th
1959	Texas Tech	Gene Teter (SMU)	1st
1960	Texas A&M	John Lively (A&M)	3rd
		Dick Double (UT)	
		Terry Dill (UT)	
1961	Texas A&M	Chris Blocker (Tech)	2nd
1962	Texas A&M	John Lively (A&M)	6th
1963	Texas A&M	Eugene Byrd (A&M)	4th
1964	Texas	Pat Thompson (UT)	2nd
1965	Texas	Randy Geiselman (UT)	3rd
1966	Baylor	Mason Adkins (UT)	7th
1967	Texas A&M	Robert McKinney (Tech)	5th
1968	Texas	Jess Claiborne (TCU)	4th
1969	Texas A&M	Rick Massengale (UT)	3rd
1970	Texas	Dean Overturf (UT)	3rd
1971	Texas Tech	Steve Veriato (A&M)	1st
1972	Texas	Ben Crenshaw (UT)	6th
1973	Texas	Ben Crenshaw (UT)	3rd
1974	Houston	Keith Fergus (UH)	3rd
1975	Houston	Lance Broeck (UT)	4th
1976	Houston	Keith Fergus (UH)	3rd
1977	Houston	Ed Fiori (UH)	8th
1978	Houston	Terry Snodgrass (UH)	9th
1979	Houston	Fred Couples (UH)	7th
1980	Houston	Ray Barr (UH)	6th
1981	Houston	Ray Barr (UH)	8th
1982	Texas A&M	Danny Briggs (A&M)	8th
1983	Texas	Brandel Chamblee (UT)	8th
1984	Houston	Steve Elkington (UH)	7th
		John Slaughter (UH)	
1985	Houston	Steve Elkington (UH)	6th
1986	TCU	Jim Sorenson (TCU)	8th
1987	Texas A&M	Tray Tyner (UH)	9th
1988	SMU	Chip Carter (SMU)	9th
1989	Texas	Mark Pflingston (Rice)	6th
1990	Texas	Bobby Gee (A&M)	8th
1991	Texas	Justin Leonard (UT)	8th
1992	Texas	Justin Leonard (UT)	7th
		Jason Hill (BU)	
1993	Texas	Justin Leonard (UT)	8th
1994	Texas	Justin Leonard (UT)	8th
1995	Texas	Lance Combrink (UH)	7th
		Dru Fenimore (A&M)	
		Anthony Rodriguez (A&M)	
		Jim Skinner (SMU)	
1996	Texas Tech	Bryan Novoa (Tech)	1st

## HONORS AND AWARDS

### ALL-BIG 12

2004	Andrew Dresser
2005	Oscar Floren
2006	Andrew Dresser
2007	Oscar Floren
2008	Garrett Merrell
2008	Chris Ward
2009	Nils Floren
2010	Nils Floren
2010	Chris Ward
2011	Nils Floren
2011	Matt Smith
2013	Finley Ewing IV

### BIG 12 SCHOLAR ATHLETE OF THE YEAR

2013	Finley Ewing IV
------	-----------------

### ALL BIG 12 TOURNAMENT TEAM

2014	Clement Sordet, Hannes Ronneblad
2012	Clement Sordet, Matias Dominguez
2011	Chandler Rusk, Will Griffin
2010	Nils Floren, Chris Ward
2008	Garrett Merrell, Chris Ward
2007	Oscar Floren
2006	Andrew Dresser
2004	Oscar Floren
2003	Andrew Dresser
2002	Kyle Willman
2000	David Bolen

### GCAA ALL-ACADEMIC TEAM

2014	Henry Todd
2013	Matias Dominguez
	Drew Dorsey
	Finley Ewing IV
	Esteban Restrepo
	Clement Sordet
	Henry Todd
	Tyson Turnbow
	Nathan Weant

### ACADEMIC ALL-AMERICANS

2005	Nicolas Allain
2005	Andrew Dresser
2006	Andrew Dresser
2006	Oscar Floren
2013	Finley Ewing IV

### ACADEMIC ALL-CONFERENCE (BIG 12)

2001	David Bolen
2001	Corey Henegar
2001	Mark Hull
2001	Brooks Kelly
2001	Trey Pyka;
2002	Mark Hull;
2003	Trey Pyka
2003	Brian Smith
2004	Andrew Dresser
2004	William Haddrell
2004	Brad Jacobson
2004	Brian Smith
2005	Andrew Dresser
2005	Oscar Floren
2006	Andrew Dresser
2006	Oscar Floren
2006	Casey Jones
2007	Oscar Floren
2007	Garrett Merrell
2008	Garrett Merrell
2009	Nils Floren
2009	Garrett Merrell
2009	Santiago Rivas
2009	Chris Ward
2010	Finley Ewing IV (First Team)
2010	Chris Ward (First Team)
2010	Nils Floren (Second Team)
2011	Tyler Weworski (First Team)
2011	Nils Floren (Second Team)
2011	Sergio Franky (Second Team)
2012	Finley Ewing (First Team)
2013	Finley Ewing IV (First Team)
2013	Henry Todd (First Team)
2013	Nathan Weant (First Team)
2013	Matias Dominguez (Second Team)
2013	Clement Sordet (Second Team)
2014	Clement Sordet (First Team)
2014	Henry Todd (First Team)

## WOMEN'S GOLF COACHES

### HEAD COACHES

Name	Tenure (Yrs)
Jay McClure	1977-90 (14)
Jeff Mitchell	1990-2000 (11)
Stacey Totman	2000-09 (9)
JoJo Robertson	(Fall) 2009-10 - present
<b>Overall</b>	<b>39 seasons</b>

#### Other Awards

Be sure to refer to the "Awards" Section in the front of this book to view national honors earned by Texas Tech Golf teams, coaches and players.

All accomplishments compiled here are as of August 2014.

#### Most Complete Information:

Complete details, other records and information about every sport is available at the Texas Tech website, look for a media supplement link from the sidebar of each sport. Statistics and records will be updated online as events occur and records are broken.

[www.texastech.com](http://www.texastech.com)



Please note that our records are incomplete or sparse for the following periods of time: 1975 through 1980 and 1983 through 1990. Please forward any correct information to [blayne.beal@ttu.edu](mailto:blayne.beal@ttu.edu).

Also note that the careers of the women's golfers are presented based on their first spring competition year.

## ALL-TIME LETTERWINNERS

### -A-

Acreman, Amanda 2003  
Anderson, Brynn 2006-08  
Arnold, Hannah 2011-2014  
Arvidsson, Elin 2012-present

### -B-

Bertelsen, Stephanie 2013-present  
Brower, Laurie 1982  
Browne, Sami 1983

### -C-

Cramer, Cathy 1982  
Carter, Misty 1992-94  
Chiapell, Chelsea 2004  
Covington, Beth 1996-99  
Crump, Colleen 1982

### -D-

DeVilla, Deborah 2010-12  
Dominguez, Gabby 2010-13  
Dowdy, Megan 2006-09  
Dowlin, Kerry 1990-92  
Dukes, Stephanie 2000-03

### -E-

Ey, Jackie 2001-04

### -F-

Fahey, Melissa 2006  
Fondren, Leslye 1983

### -G-

Gardner, Calais 2003  
Grady, Katie 2011  
Gray, Jane 1977-81  
Gibson, Alex 2008-11

### -H-

Hall, Kristi 1991  
Hapack, Michelle 1988-91  
Hatfield, Deidre 2005  
Hill, Kimmy 2012-present  
Horany, Tracy 2003  
Hughes, Lauren 2011  
Hull, Melanie 2000-01  
Hunt, Linda 1977-81  
Hunt, Priscilla 1998-2001

### -I-

Irwin, Clifton 1968

### -J-

Jones, Leann 1995  
Jutt, Kimberly 1990-93

### -K-

Kaufman, Kim 2010-2013  
Kight, Kristin 1995-98  
Kim, Rosalyn 2007-10  
Kleinmann, Laurie 1990  
Kolb, Stacey 1993-95  
Kolb, Kim 2002-05  
Kovalcik, Christine 2004-07

### -L-

Louth, Allison 2000-02  
Lowrance, Brooke 1995-98

### -M-

Magee, Angie 1990-93  
Malcom, D'Lynn 1991-93  
Marsh, Amy 1995-98  
Martinez, Amanda 2007  
McMahon, Julie 1997-99  
Mendez, Sheila 2002-05  
Mendoza, Beverly 2010-present  
Merrill, Candance 1993-94  
Metcalf, Adella 1990-94  
Millman, Aubrey 1981  
Munsch, Tamara 2001

### -N-

Naylor, Jane 1981  
Newhouse, Jennifer 1999-2002

### -P-

Parker, Tamara 1993-97  
Peoples, Linda 1982  
Phillips, Robyn 1996-98

### -R-

Ragsdale, Christine 1991-94  
Remy, Liz 1978-81  
Rorie, J.J. 1995-96

### -S-

Scott, Barbra 1981  
Scott, Robyn 2007-09  
Self, Kimberly 1992-93  
Slavich, Ashley 2005-06  
Smith, Jackie 2008-2010  
Smith, Stephanie 2007  
Soliz, Anna 1997-2000  
Soto, Gloriana 2006-09  
Stanford, Tracy 2007-08  
Stelzer, Jill 1997

### -T-

Tan, Hazel 2003-06  
Tan, Valarie 2005  
Thomson, Tracy 1993-96  
Troester, Marla 2005-07  
Turnage, Carol 1982

### -U-

Uresti, Victoria 2013-

### -V-

Van Niekerk, Ulrika 2006-09  
Vannoy, Jamie 1998-2000

### -W-

Wall, Leslie 2004-05  
Winters, Beverly 1978-81  
Wohltman, Robin 1980-83  
Wrede, Heather 1997-2000



**TEAM RECORDS AND BESTS****TOP (10) 18-HOLE SCORES**

Rank	Score	Tournament
1.	277	2013 Westbrook Spring Invitational
2.	279	2012 Westbrook Spring Invitational
3.	280	2013 Mountain View Collegiate
4.	281	2008 Heather Farr Memorial 2009 Texas State Challenge at Onion Creek
6.	283	2011 UTSA Alamo Invitational
7.	284	2012 Westbrook Spring Invitational 2012 Mountain View Collegiate 2013 Schooner Fall Classic
10.	285	2009 Ptarmigan Ram Fall Classic 2010 NCAA East Regional 2013 Westbrook Spring Invitational

**TOP (10) 54-HOLE SCORES**

Rank	Score	Tournament
1.	856	2012 Westbrook Spring Invitational
2.	858	2012 Mountain View Collegiate 2013 Mountain View Collegiate
4.	862	2013 Westbrook Spring Invitational
5.	863	2008 Heather Farr Memorial
6.	868	2013 Challenge at Onion Creek
7.	869	2008 UNLV Spring Invitational 2009 Texas State Challenge at Onion Creek 2013 Marsh Landing Invitational
10.	874	2011 Texas State Challenge

**TOURNAMENT WINS (SINCE 1990)**

Year	Wins	Tournament
1990-91	1	Wichita State Shocker Fall Classic
1992-93	2	Wichita State Shocker Fall Classic LSU-Fairwood Invitational
1993-94	3	Wichita State Shocker Fall Classic LSU-Fairwood Invitational Susie Maxwell Berning Classic
1995-96	2	Chip-N-Club Invitational
2001-02	1	Baylor-Tapatio Springs Shootout
2002-03	1	SDSU/Lady Aztec Invitational
2006-07	1	GSU/Pelican Preserve Invitational
2007-08	1	McHaney/Morehead Invitational
2009-10	1	Heather Farr Memorial
2010-11	1	Baylor Spring Invitational
2011-12	2	Texas State Challenge Mountain View Collegiate
2012-13	3	Ptarmigan Ram Classic Westbrook Spring Invitational Mountain View Collegiate
2013-14	2	The Challenge at Onion Creek Briar's Creek Invitational

**INDIVIDUAL RECORDS AND BESTS****TOP (10) 18-HOLE SCORES**

Rk.	Sc.	Player	Tournament
1.	65	Kim Kaufman	2009 Texas State Challenge at Onion Creek
2.	66	Ulrika Van Niekerk Ulrika van Niekerk Gabby Dominguez	2007 Susie Maxwell Classic 2008 McHaney/Morehead Inv. 2012 Westbrook Spring Invitational
		Kim Kaufman	2012 Westbrook Spring Invitational
		Kim Kaufman	2013 Westbrook Spring Invitational
7.	67	Kim Kaufman Kim Kaufman Elin Arvidsson Kim Kaufman Elin Arvidsson Gabby Dominguez Elin Arvidsson Kimmy Hill Kimmy Hill	2010 Ptarmigan Ram Classic 2012 Westbrook Spring Invitational 2013 Westbrook Spring Invitational 2013 Mountain View Collegiate 2013 Challenge at Onion Creek 2013 Challenge at Onion Creek 2013 Challenge at Onion Creek 2014 Briar's Creek Invitational

**TOP (10) 54-HOLE SCORES**

Rk.	Sc.	Player	Tournament
1.	207	Gabby Dominguez Kim Kaufman	2012 Westbrook Spring Invitational 2012 Westbrook Spring Invitational
3.	208	Stephanie Dukes Elin Arvidsson	2001 Susie Maxwell Classic 2013 Challenge at Onion Creek
5.	210	Ulrika van Niekerk Ulrika van Niekerk Gabby Dominguez Kim Kaufman	2008 UNLV Spring Invitational 2008 UNLV Rebel Classic 2012 Mountain View Collegiate 2013 Mountain View Collegiate
9.	211	Kim Kaufman  Ulrika van Niekerk Rosalyn Kim Kim Kaufman Elin Arvidsson Gabby Dominguez	2009 Texas State Challenge at Onion Creek 2007 Susie Maxwell Classic 2008 UNLV Rebel Classic 2012 Mountain View Collegiate 2013 Westbrook Spring Invitational 2013 Mountain View Collegiate

## INDIVIDUAL RECORDS AND BESTS

### TOP 10 SINGLE-SEASON STROKE AVERAGES

Rank	Average	Player	Season
1.	72.3	Kim Kaufman	2012-13
2.	72.8	Gabby Dominguez	2011-12
3.	73.0	Kim Kaufman	2012-12
4.	74.3	Kimmy Hill	2013-14
5.	74.7	Gabby Dominguez	2009-10
6.	74.8	Gabby Dominguez	2010-11
7.	74.9	Rosalyn Kim	2009-10
8.	75.0	Kim Kaufman	2010-11
9.	75.4	Brooke Lowrance	1997-98
10.	75.5	Kim Kaufman	2009-10

### TOP 10 CAREER STROKE AVERAGES

*(min. 60 rounds over career)*

Rank	Average	Player	Season
1.	74.0	Kim Kaufman	2009-13
2.	74.1	Gabby Dominguez	2009-13
3.	76.3	Rosalyn Kim	2005-09
4.	76.5	Ulrika van Niekerk	2005-09
5.	76.7	Megan Dowdy	2005-09
6.	77.0	Brooke Lowrance	1995-99
7.	77.1	Jamie Vannoy	1997-00
8.	77.3	Stacey Kolb	1993-95
		Stephanie Dukes	1999-04
		Alex Gibson	2007-11

### YEAR-BY-YEAR SCORING LEADERS

Year	Average	Player
1990-91	79.7	Laurie Kleinmann
1991-92	82.0	Tracy Thompson
1992-93	77.7	Tracy Thompson
1993-94	76.9	Stacey Kolb
1994-95	77.7	Stacey Kolb
1995-96	77.6	J.J. Rorie
1996-97	78.3	Brooke Lowrance
1997-98	78.3	Brooke Lowrance
1998-99	77.0	Brooke Lowrance
1999-00	76.6	Jamie Vannoy
2000-01	76.6	Stephanie Dukes
2001-02	77.5	Stephanie Dukes
2002-03	78.3	Kim Kolb
2003-04	77.25	Sheila Mendez
2004-05	76.47	Kim Kolb
2005-06	76.88	Megan Dowdy
2006-07	75.72	Ulrika van Niekerk
2007-08	76.38	Ulrika van Niekerk
2008-09	75.8	Ulrika van Niekerk
2009-10	74.7	Gabby Dominguez
2010-11	74.8	Gabby Dominguez
2011-12	72.8	Gabby Dominguez
2012-13	72.3	Kim Kaufman
2013-14	74.3	Kimmy Hill

## HONORS AND AWARDS

### NCAA REGIONAL APPEARANCES

Year	Tournament	Finish/Score
1993	NCAA West Regional	15th of 18/918
1994	NCAA West Regional	17th of 19/937
1996	NCAA West Regional	9th of 20/959
1997	NCAA West Regional	18th of 20/918
1999	NCAA West Regional	18th of 20/953
2000	NCAA West Regional	t18th of 24/918
2001	NCAA Central Regional	19th of 21/993
2004	NCAA West Regional	t13th of 21/922
2005	NCAA Central Regional <i>(at The Rawls Course)</i>	16th of 21/932
2008	NCAA Central Regional	13th of 21/916
2010	NCAA East Regional	9th of 24/887
2011	NCAA East Regional	16th of 24/917
2012	NCAA West Regional	T9th of 24/893
2013	NCAA Central Regional	11th of 24/888

### NCAA CHAMPIONSHIP APPEARANCES

1996	La Quinta, Calif.	12th of 20/1288
------	-------------------	-----------------

### NCAA CHAMPIONSHIP INDIVIDUAL APPEARANCES

2014	Kimmy Hill
2012	Gabby Dominguez
2012	Kim Kaufman
2010	Rosalyn Kim

### SECOND-TEAM ALL-AMERICANS (WGCA)

2013	Kim Kaufman
------	-------------

### THIRD-TEAM ALL-AMERICANS (GOLFWEEK MAGAZINE)

2013	Kim Kaufman
2012	Gabby Dominguez
2012	Kim Kaufman

### NGCA ALL-AMERICA TEAM

#### *Honorable Mention*

2012	Gabriella Dominguez
2012	Kim Kaufman
1998	Brooke Lowrance

### NGCA ALL-REGION TEAM

2012	Gabriella Dominguez
2012	Kim Kaufman
2010	Rosalyn Kim

### BIG 12 CONFERENCE ALL-TOURNAMENT TEAM

2009	Rosalyn Kim
2010	Rosalyn Kim
2011	Deborah DeVilla

### ALL-BIG 12 CONFERENCE

1997	Brooke Lowrance
1998	Priscilla Hunt, Brooke Lowrance
1999	Brooke Lowrance
2000	Janie Vannoy (second team)
2012	Gabriella Dominguez
2012	Kim Kaufman
2013	Kim Kaufman

### BIG 12 GOLFER OF THE MONTH

October 2008	Ulrika van Niekerk
October 2009	Alex Gibxon
February 2012	Gabriella Dominguez
March 2012	Gabriella Dominguez

### GOLFWEEK MAGAZINE PLAYER OF THE WEEK

Oct. 29, 2012	Kim Kaufman
---------------	-------------

### GOLFWEEK MAGAZINE PLAYER OF THE FALL

2012	Kim Kaufman
------	-------------

### SOUTHWEST CONFERENCE ALL-TOURNAMENT TEAM

1994	Stacey Kolb, Tracy Thompson
1995	Stacey Kolb

### ALL-SOUTHWEST CONFERENCE

1993	Tracy Thompson
1994	Stacey Kolb, Tracy Thompson
1995	Stacey Kolb
1996	J.J. Rorie, Tracy Thompson

## HONORS AND AWARDS

### NGCA ALL-SCHOLAR TEAM

1998	Jamie Vannoy
1999	Priscilla Hunt, Jamie Vannoy
2000	Jennifer Newhouse, Jamie Vannoy
2002	Jennifer Newhouse
2006	Megan Dowdy
2006	Ashley Slavich
2006	Ulrika van Niekerk
2011	Hannah Arnold, Deborah DeVilla, Gabby Dominguez, Kim Kaufman
2012	Hannah Arnold, Deborah DeVilla, Gabby Dominguez, Kim Kaufman, Beverly Mendoza
2013	Hannah Arnold, Gabby Dominguez, Kim Kaufman, Beverly Mendoza

### CAPITAL ONE ACADEMIC ALL-AMERICA

#### *First Team*

2013	Kim Kaufman
------	-------------

#### *Third Team*

2012	Kim Kaufman
------	-------------

### CAPITAL ONE ACADEMIC ALL-DISTRICT

#### *First Team*

2011	Kim Kaufman
2012	Gabriella Dominguez
2012	Kim Kaufman
2013	Kim Kaufman

### ACADEMIC ALL-BIG 12 CONFERENCE

#### *First Team*

1997	Beth Covington, Kristin Kight, Brooke Lowrance, Julie McMohan, Alana Soliz, Jill Stelzer
1998	Priscillia Hunt, Kristin Kight, Jamie Vannoy
1999	Beth Covington, Priscillia Hunt, Jennifer Newhouse, Jamie Vannoy
2000	Priscillia Hunt, Jennifer Newhouse, Jamie Vannoy
2001	Stephanie Dukes, Jennifer Newhouse
2002	Stephanie Dukes, Jackie Ey, Jennifer Newhouse
2003	Jackie Ey
2004	Jackie Ey, Megan Hull
2005	Megan Hull
2006	Megan Dowdy, Ashley Slavich, Marla Troester
2007	Megan Dowdy, Marla Troester, Ulrika Van Niekerk
2008	Megan Dowdy, Ulrika Van Niekerk
2009	Ulrika van Niekerk
2011	Deborah DeVilla, Gabriella Dominguez, Alex Gibson, Kim Kaufman
2012	Deborah DeVilla, Gabriella Dominguez, Kim Kaufman, Beverly Mendoza
2013	Hannah Arnold, Elin Arvidsson, Gabby Dominguez, Beverly Mendoza, Kim Kaufman*
2014	Hannah Arnold

\* designates student-athletes nominated with a perfect 4.0 grade-point average.

#### *Second Team*

1998	Elizabeth Covington
2001	Priscillia Hunt, Allison Louth
2003	Stephanie Dukes
2004	Kim Kolb, Hazel Tan
2005	Hazel Tan
2006	Hazel Tan
2014	Elin Arvidsson
2014	Victoria Uresti

#### *Honorable Mention*

1998	Beth Covington
------	----------------

### BIG 12 COMMUNITY OUTREACH AWARD

2005	Deirdre Hatfield
------	------------------

# Fearless.

Soccer

## YEAR-BY YEAR RECORDS

Year	Coach	Overall	Conf	Conf Finish
1994	*Diane Nichols	9-5-1	n/a	n/a
1995	*Diane Nichols	12-7-2	1-3-0	4th
1996	^Diane Nichols	13-8-0	5-4-0	4th
1997	^Felix Oskam	7-11-0	4-6-0	7th
1998	^Felix Oskam	7-7-3	3-5-2	7th
1999	^Felix Oskam	8-11-1	4-6-0	8th
2000	^Felix Oskam	4-14-0	2-8-0	10th
2001	^Felix Oskam	4-15-0	0-10-0	11th
2002	^Felix Oskam	2-17-0	0-10-0	11th
2003	^Felix Oskam	3-13-1	2-8-0	11th
2004	^Felix Oskam	3-16-0	0-10-0	11th
2005	^Neil McGuire	1-18-0	0-10-0	11th
2006	^Neil McGuire	7-11-2	2-7-1	9th
2007	^Tom Stone	7-8-2	5-4-1	5th
2008	^Tom Stone	8-9-1	3-7-0	8th
2009	^Tom Stone	8-8-4	3-4-3	T-7th
2010	^Tom Stone	11-8-1	4-5-1	T-7th
2011	^Tom Stone	10-7-2	3-4-1	4th
2012	^Tom Stone	16-6-1	5-2-1	3rd
2013	^Tom Stone	18-2-3	6-0-2	2nd
<b>Totals</b>		<b>158-203-24</b>	<b>52-113-12</b>	

\* Southwest Conference

^ Big 12 Conference

## HEAD COACHES' RECORDS

Name	Tenure (Yrs)	Overall	Conf.
Diane Nichols	1994-96 (3)	34-20-3	6-7-0
Felix Oskams	1997-04 (8)	38-104-5	15-63-2
Neil McGuire	2005-06 (2)	8-29-2	2-17-1
Tom Stone	2007-Present (7)	78-50-14	23-26-7
<b>Overall</b>	<b>20 seasons</b>	<b>140-200-21</b>	<b>52-113-12</b>

### Other Awards

Be sure to refer to the "Awards" Section in the front of this book to view national honors earned by Texas Tech Soccer teams, coaches and players. All accomplishments compiled here are as of August 2014.

### Most Complete Information:

Complete details, other records and information about every sport is available at the Texas Tech website, look for a media supplement link from the sidebar of each sport. Statistics and records will be updated online as events occur and records are broken.

[www.texastech.com](http://www.texastech.com)





## ALL-TIME LETTERWINNERS

### -A-

Alfred, Jenny .....F .....1999  
 Alamnd, Whitney .....D/MF .....2004  
 Aton, Alex .....D .....2004-06

### -B-

Balderrama, Vanessa .....D/MF .....1995-98  
 Bayly, Kansas .....D .....2013  
 Beckie, Janine .....F .....2012-  
 Benat, Jennifer .....F/MF .....1995-98  
 Bennett, Emmie .....MF .....2006-09  
 Bergman, Abby .....MF .....2004  
 Biles, Lizzy .....MF .....1996-99  
 Blume, Meghan .....D .....2003-05  
 Boyea, Tiana .....D .....2000-03  
 Braziel, Alexis .....GK .....2011-12  
 Brooks, Shannon .....F .....1995  
 Brosnahan, Melanie .....F .....2000-01  
 Brown, Shanna .....F .....2005-06

### -C-

Cameron, Kelcee .....MF .....2004-05  
 Campbell, JoDee .....GK .....2000  
 Campbell, Kerri .....F/MF .....2000-03  
 Carter, Stephanie .....GK .....1994-95  
 Casey, Ashley .....MF .....2012-  
 Castellano, Lexi .....D .....2008  
 Cdebaca, Halie .....MF .....2007-09  
 Christensen, Leah .....D .....2010-12  
 Clary, Lauren .....D .....2008-10  
 Clement, Jule .....MF .....1994-97  
 Clopton, Sarabeth .....D .....2006-09  
 Conn, Julie .....D .....2007  
 Crabtree, Maddy .....F .....2013-  
 Crampton, Lisa .....F .....1996  
 Crosby, Lauren .....MF .....2005  
 Cumbest, Cydney .....D .....2006  
 Cypert, Kim .....F .....2004-07

### -D-

Davis, Kimmie .....F .....2005  
 Dean, Nicole .....D .....1994  
 De Leon, Karen .....F .....2007-09  
 Depaah, Jade .....D .....2013-  
 Devine, Hannah .....MF .....2012-  
 Dillon, CeCe .....D .....1996-99  
 Disabella, Jessica .....MF .....2010-13  
 Donovan, Carrie .....F .....1994  
 Dozier, Jaclyn .....D .....2009-10

### -E-

Edens, Rebecca .....D .....1996  
 Ellison, Sarah .....MF .....2009-12  
 Esquivel, Priscilla .....F .....2004-2007

### -F-

Fete, Maggie .....MF .....2008-11  
 Fish, Lindsay .....GK .....2001-02  
 Fowler, Haley .....D .....2009-12  
 Frantz, Kristy .....F .....1996-99  
 Fricks, Lauren .....F .....2005  
 Frilot, Roxanne .....D .....2001-02  
 Frilot, Nicole .....D .....2002  
 Frost, Cindy .....GK .....1994  
 Fuston, Jessica .....F .....2010-13

### -G-

Gentry, Kim .....D .....2004  
 Gottsacker, Margaret .....MF .....2010  
 Graham, Carrie .....F .....1991-01  
 Greer, Sarah .....D .....2006  
 Gutnecht, Mariah .....MF/F .....2002

### -H-

Haagsma, Hayley .....MF .....2010-13  
 Hahn, Lindsey .....GK .....2001  
 Hale, Bethany .....D .....2012-  
 Hamilton, Brittani .....D .....2006  
 Hamm, Jennifer .....MF .....1998-99  
 Hanson, Hope .....D .....2008  
 Hardie, Kacy .....MF .....2008  
 Harrison, Brittney .....F/D .....2006-09  
 Heap, Caity .....MF .....2012-  
 Hemmer, Melinda .....MF .....1997  
 Hinds, Katie .....F .....2007-09  
 Hinkle, Jaelene .....D .....2011-  
 Hocking, Amy .....MF .....1996  
 Hoffert, Megan .....MF .....2006-09  
 Holtman, Amy .....F .....1994  
 Horn, Allison .....D .....2002

### -I-

Ihde, Carrie .....F/MF .....1994-97  
 Inman, Erin .....MF .....2011-

### -J-

Jacobs, Alyssa .....D .....2013  
 Jenkins, Bridgett .....D .....2011-  
 Jensen, Megan .....D .....1998-00  
 Jepson, Ali .....F .....2000  
 Johnson, Morgan .....D .....2009-12  
 Jones, Carrie .....D/MF .....2002-03

### -K-

Kammerer, Jennifer .....D .....2006-09  
 Keys, Melissa .....GK .....1994  
 Knauss, Megan .....GK .....2002-05

### -L-

Laursen, Megan .....MF/D .....1998-00  
 Lavis, Anna .....MF .....2010  
 Lippert, Beth .....GK .....2002-05  
 Livingston, Stacy .....D .....1995-97  
 Lothrop, Lauren .....MF .....2004-05  
 Lovell, Amy .....GK .....2006  
 Loyd, Tracy .....MF/F .....2000-02  
 Lytle, Taylor .....MF .....2008-11

### -M-

Martell, Lauren .....D .....2006  
 Mathiak, Amy .....D .....2005  
 Mavris, Rachel .....F/MF .....2000-02  
 McAdams, Madison .....MF .....2013  
 McCall, Casey .....D .....2008-2011  
 McCallister, Kellie .....GK .....1997-99  
 McCoy, Stephenie .....D .....1997  
 McCullough, Meagan .....D .....2013-  
 McNamara, Ellen .....D .....2000-01  
 Means, Emily .....MF .....2006  
 Mejia, Laura .....D .....1996  
 Messner, Christine .....F .....1995  
 Mihelich, Leanne .....F .....2008-10  
 Miller, Monica .....MF .....2000  
 Mitchell, Meghan .....D .....2012-  
 Morton, Ana .....D/MF .....2003-06  
 Murphy, Alli .....MF .....2012-  
 Myers, Whitney .....MF .....1997-98  
 Mygatt, Kendyl .....F .....2008

### -N-

Not yet, and rather hard to believe.

### -O-

Ontiveroz, Ana .....MF/D .....1997-2000

### -P-

Patterson, Kristi .....MF .....1994-96  
 Peese, Brittney .....GK .....1998-01  
 Perry, Lauri .....F .....1994-95  
 Peterson, Ashlyn .....MF/D .....1996-99  
 Piper, Maggie .....MF/D .....2010  
 Pirkey, Kendyl .....MF .....2013-  
 Pitts, Colleen .....GK .....2006-10  
 Prescott, Brady .....D .....2012  
 Pulaski, Peyton .....MF/F .....2006  
 Purser, Chessa .....F .....2005-07

### -Q-

Not yet

### -R-

Redus, Taylor .....D .....2005  
 Reed, Ashley .....MF/F .....2004-05  
 Reinhart, Alex .....F .....2006  
 Rezaie, Zhaleh .....MF .....2006-09  
 Rhine, Heather .....MF/F .....2002-03  
 Rincon, Tina .....GK .....2004-08  
 Roberts, Michaela .....MF/F .....2001-02  
 Roberts, Marla .....MF .....2002  
 Robertson, Kellye .....F .....2005  
 Rohmer, Briana .....F .....2012-  
 Romanelli, Alex .....D .....2013-  
 Rutstein, Amy .....F/MF .....1995-98

**ALL-TIME LETTERWINNERS****-S-**

Schavrien, Nicole ..... D/F .....2004  
 Schwind, Rachel .....MF .....2005  
 Scott, Lindsay .....D/MF .....2000-02  
 Seifert, Allison.....D.....2001-04  
 Sharpe, Whitney .....D.....2010  
 Shrouf, Erin.....MF .....2001-02  
 Sims, Shannon .....MF .....2005-2008  
 Smith, Amaris.....F .....1996-97  
 Smith, Amy .....D.....1995  
 Smith, Debra.....F .....1997-00  
 Smith, Tiffini.....MF .....2009-12  
 Sorrells, Stephanie.....MF .....2013-  
 Stephens, Karen.....MF .....2002-05  
 Stone, Katy .....D.....1994  
 Strahan, Paige .....MF .....2011-  
 Streetman, Heather .....F .....1994  
 Strode, Mary.....F .....2002

**-T-**

Taylor, Kelly .....D/MF .....1997-00  
 Taylor, Lauren .....MF .....1998-99  
 Terrell, Raney.....MF/D .....1994-97  
 Terry, Madison.....MF .....2008-2011  
 Thomas, Jenifer.....F .....2004  
 Thompson, Lindsay .....MF .....1997-00  
 Thompson, Lori.....MF .....1994

**-U-**

Not yet

**-V-**

Valdez, Marie.....F .....1999-01  
 Vasquez, Jennifer .....F .....2003-05  
 Villareal, Erin .....D.....2008

**-W-**

Ward, Dawn.....F .....2009-12  
 Warren, Kim .....F .....2003-05  
 Waugh, Kristen .....D.....2001  
 Wetzel, Jenna .....MF .....2003-05  
 Wicker, Jordan.....D.....2001-03  
 Wikelius, Erin.....GK .....2009-pres  
 Wilber, Maegan.....MF .....2006-09  
 Wile, Lindsey .....MF/D .....1999-02  
 Wilkerson, Stacey .....N/A .....1994  
 Williams (Whitfield),  
 Conner.....MF .....2009-13  
 Wood, Jennifer.....D.....1995-97  
 Woodburn, Holly.....MF .....1994-95  
 Woodburn, Katie .....F .....1995  
 Woods, Jamie .....MF .....1996-99

**-X-**

Not yet

**-Y-**

Yacullo, Mallory .....MF/D .....2010-13  
 Yelinek, Lauren .....MF .....2008

**-Z-**

Zachry, Crystal .....D.....1996-97

**TEAM RECORDS**

Most Goals Scored.....	10 vs. Prairie View A&M, 2006 and vs. Stephen F. Austin, 1995
First Half Goals.....	6 vs. Stephen F. Austin, 1995
Second Half Goals.....	5 at Arizona St. 2011 and vs. South Alabama, 1996
Most Assists.....	10 vs. Prairie View A&M, 2006 and vs. Stephen F. Austin, 1995
First Half Assists.....	5 vs. Praire View A&M, 2006 and vs. Stephen F. Austin, 1995
Second Half Assists.....	4 vs. Arizona State, 2011 4 vs. Stephen F. Austin, 1995
Most Points.....	30 vs. Stephen F. Austin, 1995 and vs. Prairie View A&M, 2006
First Half Points.....	17 vs. Stephen F. Austin, 1995
Second Half Points.....	14 at . Arizona St., 2011
Largest Margin of Victory.....	10 vs. Stephen F. Austin (10-0), 1995 and vs. Prairie View A&M (10-0), 2006
Largest Margin of Defeat .....	9 vs. Nebraska (1-10), 1999

**SINGLE SEASON TEAM RECORDS**

Most Wins.....	18, 2012
Best Winning Percentage .....	.848, 2013
Most Conference Wins .....	6, 1995 & 2013
Most Home Wins .....	10, 2013
Consecutive Matches Without Being Shutout .....	17, 2009
Most Consecutive Shutouts.....	7, 2011
Most Goals Scored.....	53, 1996
Most Assists.....	41, 1995
Most Points.....	143, 1995
Most Shutouts .....	17, 2013
Most Shutouts Against.....	10, 2005
Fewest Goals Allowed .....	8, 1994
Most Goals Allowed .....	72, 2005
Least Goals Scored.....	13, 2005
Most Goalie Saves .....	139, 2005

## INDIVIDUAL SINGLE GAME RECORDS

### TOP 10 POINTS SCORED

1. Chelsea Purser..... 11, vs. Prairie View A&M, 2006
2. Amy Rutsein .....8 vs. Stephen F. Austin, 1995  
Kristy Frantz ..... 8 vs. South Alabama, 1996
4. Jessica Fuston.....6 vs. Montana, 2012  
Jessica Fuston.....6 vs. Northern Arizona, 2011  
Jessica Fuston..... 6 vs. Iowa State, 2010
7. Madison Terry ..... 5 vs. Arizona State, 2011  
Kristy Frantz ..... 5 vs. Missouri, 1997  
Jessica Fuston.....5 vs. Nebraska, 2010
10. Hayley Haagsma ..... 4 vs. Colorado State, 2013  
Janine Beckie .....4 vs. Arizona, 2013  
Caity Heap ..... 4 vs. Arkansas-Pine Bluff, 2013  
Briana Rohmer ..... 4 vs. Arkansas-Pine Bluff, 2013  
Janine Beckie .....4 vs. Minnesota, 2013  
Janine Beckie ..... 4 vs. Florida State, 2012  
Dawn Ward.....4 vs. North Texas, 2012  
Janine Beckie .....4 vs. Oklahoma State, 2012  
Paige Strahan..... 4 vs. New Mexico State, 2012  
Janine Beckie .....4 vs. Long Beach State, 2012  
Leanne Mihelich .....4 vs. Nebraska, 2009  
Katie Hinds .....4 vs. Baylor, 2008  
Zhaleh Rezaie .....4 vs. Missouri, 2007 (Big 12 Championship)  
Brittney Harrison..... 4 vs. Missouri, 2006  
Melanie Brosnahan ..... 4 vs. Iowa St., 2000; Okla. State, 2000  
Lizzy Biles .....4 vs. Baylor, 1999  
Lauren Taylor ..... 4 vs. Missouri, 1999  
Carrie Graham ..... 4 vs. Missouri, 1999  
Jennifer Benat.....4 vs. Oklahoma State, 1997  
Kristy Frantz ..... 4 vs. Colorado & Okla. State, 1996  
Amaris Smith..... 4 vs. Iowa State, 1996  
Kristi Patterson ..... 4 vs. Iowa State, 1996

### ASSISTS

1. Taylor Lytle.....3, vs. TCU 2009  
Several with 2

### GOALS

1. Chessa Purser.....5 vs. Prairie View A&M, 2006
2. Amy Rutstein.....4 vs. Stephen F. Austin, 1995
3. Jessica Fuston.....3 vs. Northern Arizona, 2011  
Jessica Fuston..... 3 vs. Iowa State, 2010  
Jessica Fuston.....3 vs. Montana, 2012

### FIRST HALF GOALS

1. Briana Rohmer .....2 vs. Arkansas-Pine Bluff, 2013  
Jesscia Fuston.....2 vs. Montana, 2012  
Jessica Fuston.....2 vs. Northern Arizona, 2011  
Carrie Graham .....2 vs. Missouri, 1999

### SECOND HALF GOALS

1. Madison Terry ..... 2 at Arizona State, 2011  
Melanie Brosnahan ..... 2 vs. Iowa State, 2000  
Kristy Frantz .....2 vs. Oklahoma State, 1996

### SAVES

1. Melissa Key ..... 18 vs. Texas, 1994
2. Becky Wendt ..... 13 vs. Texas A&M, 1995

## CAREER RECORDS

### TOP 10 POINTS

1. Kristy Frantz (1996-99).....	108
2. Kristi Patterson (1994-96).....	78
3. Amy Rustein (1995-98).....	63
4. Janine Beckie (2012-Present).....	61
5. Jessica Fuston (2010-13).....	59
6. Brittney Harrison (2006-09).....	57
7. Taylor Lytle (2008-11).....	55
8. Dawn Ward (2009-12).....	53
9. Amaris Smith (1996-97).....	46
10. Julie Clement (1994-97).....	44

### TOP 10 GOALS

1. Kristy Frantz (1996-99).....	41
2. Kristi Patterson (1994-96).....	30
3. Amy Rustein (1995-98).....	28
4. Jessica Fuston (2010-13).....	27
5. Janine Beckie (2012-Present).....	26
6. Dawn Ward (2009-12).....	24
Brittney Harrison (2006-09).....	24
8. Carrie Graham (1999-01).....	18
9. Julie Clement (1994-96).....	15
Melanie Brosnahan (2000-01).....	15

### TOP 10 ASSISTS

1. Taylor Lytle (2008-11).....	27
2. Kristy Frantz (1996-99).....	26
3. Kristi Patterson (1994-96).....	18
4. Jaelene Hinkle (2011-Present).....	15
5. Julie Clement (1994-97).....	14
6. Jennifer Benat (1995-98).....	11
Kerri Campbell (2000-03).....	11
8. Jessica Disabella (2010-13).....	10
9. Lindsay Thompson (1997-00).....	9
Brittney Harrison (2006-09).....	9
Conner Williams (2009-13).....	9

### TOP 10 GAME-WINNING GOALS

1. Kristi Patterson (1994-96).....	11
Jessica Fuston (2010-13).....	11
3. Kristy Frantz (1996-99).....	10
Brittney Harrison (2006-09).....	10
Janine Beckie (2012-Present).....	10
6. Dawn Ward (2009-12).....	6
Taylor Lytle (2008-11).....	6
Paige Strahan (2011-Present).....	6
9. Amy Rutsein (1995-98).....	5
Carrie Graham (1999-01).....	5
Zhaleh Rezaie (2006-09).....	5
Jessica Disabella (2010-13).....	5

### TOP 10 SHOT ATTEMPTS

1. Taylor Lytle (2008-11).....	250
2. Kristy Frantz (1996-99).....	248
3. Janine Beckie (2012-Present).....	209
4. Zhaleh Rezaie (2006-09).....	172
5. Kristi Patterson (1994-96).....	169
6. Jessica Fuston (2010-13).....	163
7. Carrie Graham (1999-01).....	158
8. Jennifer Hamm (1998-99).....	136
9. Julie Clement (1994-97).....	134
10. Priscilla Esquivel (2004-07).....	133
Brittney Harrison (2006-09).....	133

### GOALKEEPER RECORDS

#### TOP 10 CAREER SAVES

1. Brittney Peese (1998-01).....	329
2. Tina Rincon (2004-08).....	305
3. Megan Knauss (2002-05).....	266
4. Victoria Esson (2011-13).....	213
5. Beth Lippert (2003-05).....	175
6. Stephanie Carter (1994-95).....	141
7. Lizzie Pruitt (1996).....	97
8. Colleen Pitts (2006-10).....	89
9. Kellie McCallister (1997-99).....	82
10. Erin Wikelius (2009-10, 2012).....	80

#### CAREER SHUTOUTS

1. Victoria Esson (2011-13).....	29
1. Tina Rincon (2004-08).....	13
2. Stephanie Carter (1994-95).....	11
3. Brittney Peese (1998-01).....	10.5
4. Colleen Pitts (2006-10).....	9
6. Lizzie Pruitt (1996-97).....	6
7. Erin Wikelius (2009-10, 2012).....	4

#### TOP 10 CAREER GOALS AGAINST AVERAGE

(Must have 600 career total minutes)

1. Victoria Esson (2011-13).....	0.76
2. Melissa Keys (1994).....	0.91
3. Colleen Pitts (2006-10).....	1.20
4. Stephanie Carter (1994-95).....	1.51
5. Tina Rincon (2004-08).....	1.67
Erin Wikelius (2009-10, 2012).....	1.67
7. Lizzie Pruitt (1996-97).....	1.83
8. Kellie McCallister (1997-99).....	2.11
9. Brittney Peese (1998-01).....	2.56
10. Megan Knauss (2002-05).....	2.97

## SINGLE SEASON RECORDS

### TOP 10 POINTS

1.	Kristy Frantz (1996)	44
2.	Janine Beckie (2012)	33
	Kristy Frantz (1997)	33
4.	Amy Rutstein (1998)	28
	Janine Beckie (2013)	28
6.	Kristi Patterson (1994)	27
	Amaris Smith (1996)	27
	Dawn Ward (2009)	27
9.	Kristi Patterson (1995)	24
	Jessica Fuston (2010)	24

### TOP 10 GOALS

1.	Kristy Frantz (1996)	18
2.	Janine Beckie (2012)	14
	Kristy Frantz (1997)	14
4.	Amy Rutstein (1998)	13
	Dawn Ward (2009)	13
6.	Janine Beckie (2013)	12
7.	Kristi Patterson (1996)	11
	Amaris Smith (1996)	11
	Jessica Fuston (2010)	11
10.	Kristi Patterson (1995)	10
	Amy Rutstein (1995)	10

### TOP 10 ASSISTS

1.	Taylor Lytle (2009)	11
2.	Kristi Patterson (1994)	9
	Kristy Frantz (1998)	9
4.	Kristy Frantz (1996)	8
	Taylor Lytle (2008)	8
6.	Jennifer Benat (1995)	7
7.	Shannon Brooks (1995)	6
	Lauren Yelinek (2008)	6
	Conner Williams (2009)	6
	Jessica Disabella (2010)	6
	Jaelene Hinkle (2013)	6

### TOP 10 GAME-WINNING GOALS

1.	Janine Beckie (2012)	5
	Janine Beckie (2013)	5
	Paige Strahan (2012)	5
	Kristi Patterson (1995)	5
	Kristi Frantz (1996)	5
6.	Kristi Patterson (1996)	4
	Amy Rutstein (1998)	4
	Carrie Graham (1999)	4
	Brittney Harrison (2009)	4
	Jessica Fuston (2010)	4

### TOP 10 SHOT ATTEMPTS

1.	Janine Beckie (2012)	122
2.	Taylor Lytle (2009)	91
3.	Janine Beckie (2013)	87
4.	Jennifer Hamm (1999)	78
5.	Zhaleh Rezaie (2007)	73
6.	Kristy Frantz (1996)	72
7.	Carrie Graham (2000)	69
8.	Kristy Frantz (1997)	67
9.	Kristi Patterson (1995)	65
10.	Taylor Lytle (2011)	63
	Carrie Graha (1999)	63
	Taylor Lytle (2008)	63

### GOALKEEPER RECORDS

#### TOP 10 SINGLE SEASON GOALS

##### AGAINST AVERAGE

(Must have 300 total minutes over season)

1.	Victoria Esson (2013)	0.40
2.	Gabby Kaufman (2011)	0.86
3.	Victoria Esson (2011)	0.89
4.	Melissa Keys (1994)	0.91
5.	Victoria Esson (2012)	1.02
6.	Colleen Pitts (2010)	1.10
7.	Colleen Pitts (2009)	1.22
8.	Stephanie Carter (1994)	1.33
9.	Erin Wikelius (2010)	1.46
10.	Tina Rincon (2006)	1.48
	Tina Rincon (2008)	1.48

#### TOP 10 SINGLE SEASON SAVES

1.	Stephanie Carter (1995)	141
2.	Brittney Peese (2001)	104
3.	Lizzie Pruitt (1996)	97
4.	Tina Rincon (2007)	96
5.	Megan Knauss (2003)	93
6.	Victoria Esson (2012)	88
	Tina Rincon (2008)	88
8.	Tina Rincon (2006)	86
9.	Brittney Peese (2000)	84
	Megan Knauss (2005)	84

#### TOP 10 SINGLE SEASON SHUTOUTS

1.	Victoria Esson (2013)	15
2.	Stephanie Carter (1995)	8
3.	Victoria Esson (2011)	7
	Victoria Esson (2012)	7
5.	Colleen Pitts (2010)	6
6.	Tina Rincon (2007)	5
	Tina Rincon (2008)	5
	Brittney Peese (1999)	5
	Lizzie Pruitt (1996)	5
10.	Brittney Peese (1998)	4
	Melissa Keys (1994)	4
	Erin Wikelius (2010)	4

#### TOP 5 MOST CONSECUTIVE SHUTOUTS

1.	Colleen Pitts (2010)	5
	Victoria Esson (2013)	5
3.	Victoria Esson (2013)	4
4.	Victoria Esson (2011)	3
	Melissa Keys (1994)	3



## YEAR BY YEAR RESULTS

<b>1994 Record: 9-5-1</b>			11/8 vs. Missouri <sup>^</sup>	L, 2-3	10/30 at Baylor*	L, 2-5			
<b>Head Coach: Diane Nichols</b>			*Big 12 Conference Match		11/3 vs. Nebraska <sup>^</sup>	L, 1-10			
Date	Opponent	Score	^Big 12 Championship						
9/6	Hardin Simmons	W, 5-0	<b>1997 Record: 7-11-0 Big 12: 4-6-0</b>						
9/11	at Texas	L, 0-5	<b>Head Coach: Felix Oskam</b>						
9/15	TCU	T, 1-1	Date	Opponent	Score	<b>2000 Record: 4-14-0 Big 12: 2-8-0</b>			
9/17	College of Southwest	W, 3-0	8/29	New Mexico	L, 1-3	<b>Head Coach: Felix Oskam</b>			
9/10	Richland College	W, 5-0	8/31	Mississippi	L, 2-3	Date	Opponent	Score	
10/1	at North Texas	W, 7-0	9/5	at Oklahoma*	W, 2-1	8/27	at North Texas	L, 0-1	
10/2	at TCU	L, 1-2 (2OT)	9/7	at Oklahoma State*	W, 3-0	8/29	at TCU	L, 2-3	
10/8	UTEP	W, 3-0	9/12	Kansas*	W, 2-0	9/1	at LSU	L, 1-2	
10/9	Texas A&M	L, 1-3	9/14	Missouri*	W, 4-3	9/3	vs. Ole Miss	L, 0-1	
10/14	at College of Southwest	W, 5-0	9/17	at Baylor*	L, 0-5	9/8	at Portland State	W, 5-1	
10/15	at UTEP	W, 4-0	9/21	Texas*	L, 0-2	9/10	at Portland	L, 0-6	
10/23	New Mexico St.	W, 4-1	9/26	at Iowa State*	L, 2-4	9/15	West Texas A&M	W, 3-2	
11/1	at Hardin-Simmons	W, 6-0	9/28	at Nebraska*	L, 0-5	9/17	Tulsa	L, 1-2	
11/4	at Arizona	L, 1-3	10/1	TCU	L, 3-4	9/22	at Texas A&M*	L, 0-3	
11/5	at Nebraska	L, 0-3	10/4	vs. Georgia	W, 4-0	9/24	at Texas*	L, 0-3	
<b>1995 Record: 12-7-2</b>			10/5	at South Alabama	L, 1-2	9/29	Oklahoma*	W, 2-1	
<b>Southwest Conference: 1-3</b>			10/10	Texas A&M*	L, 2-4	10/1	Oklahoma State*	W, 4-0	
<b>Head Coach: Diane Nichols</b>			10/17	vs. Colorado College	L, 1-4	10/6	at Kansas*	L, 0-1	
Date	Opponent	Score	10/19	vs. Colorado*	L, 1-2	10/8	at Missouri*	L, 1-3	
9/2	North Texas	W, 3-2	10/31	at Stephen F. Austin	W, 2-1	10/15	Baylor*	L, 2-3	
9/4	ISU	W, 2-1	11/2	at Centenary	W, 3-1	10/20	Iowa State*	L, 2-3	
9/8	Oklahoma Christian	W, 5-0	*Big 12 Conference Match				10/22	Nebraska*	L, 1-4
9/10	College of Southwest	W, 6-0	<b>1998 Record: 7-7-3 Big 12: 3-5-2</b>				10/27	at Colorado*	L, 0-2
9/13	at Angelo State	W, 2-0	<b>Head Coach: Felix Oskam</b>				*Big 12 Conference Match		
9/16	at Oral Roberts	W, 2-0	Date	Opponent	Score	<b>2001 Record: 4-15-0 Big 12: 0-10-0</b>			
9/17	at Tulsa	L, 0-4	9/1	SMU	L, 1-3	<b>Head Coach: Felix Oskam</b>			
9/20	Angelo State	W, 2-0	9/11	vs. Towson State	W, 3-0	Date	Opponent	Score	
9/24	at North Texas	T, 3-3	9/13	at Maryland	W, 3-2	8/31	TCU	L, 1-2 (OT)	
9/25	at SMU*	L, 0-3	9/18	at Butler	L, 0-2	9/2	at Arkansas	L, 1-6	
9/29	Stephen F. Austin	W, 10-0	9/20	vs. Evansville	T, 2-2	9/8	UTEP	W, 3-2 (OT)	
10/1	Centenary	L, 2-4	9/25	TCU	W, 3-2	9/9	Denver	L, 0-4	
10/4	TCU*	L, 1-3	10/2	at Missouri*	L, 3-5	9/16	at New Mexico	W, 4-1	
10/8	at Texas A&M*	L, 0-2	10/9	at Texas*	T, 3-3	9/21	at Oral Roberts	L, 4-5 (OT)	
10/21	Wyoming	W, 3-2	10/11	at Texas A&M*	L, 0-6	9/23	at Tulsa	L, 1-4	
10/22	at New Mexico	L, 1-4	10/12	vs. Kansas*	W, 1-0	9/28	Texas A&M*	L, 1-4	
10/25	Texas*	W, 3-2	10/16	Oklahoma State*	W, 2-1	9/30	Texas*	L, 1-4	
10/28	Ark.-Little Rock	W, 3-0	10/18	Oklahoma*	W, 3-0	10/5	at Oklahoma*	L, 0-3	
10/29	Centenary	W, 2-0	10/21	Baylor*	L, 2-3	10/7	at Oklahoma State*	L, 1-2	
11/2	TCU <sup>^</sup>	T, 0-0	10/23	Colorado*	T, 0-0	10/10	West Texas A&M	W, 1-0	
11/4	SMU <sup>^</sup>	L, 0-6	10/25	Colorado College	W, 2-1	10/12	Kansas*	L, 2-3	
*Southwest Conference Match			10/30	Nebraska*	L, 0-7	10/14	Missouri*	L, 1-4	
<sup>^</sup> Southwest Conference Tournament			11/1	Iowa State*	L, 0-3	10/17	Stephen F. Austin	W, 6-1	
<b>1996 Record: 13-8-0 Big 12: 5-4</b>			*Big 12 Conference Match				10/21	at Baylor*	L, 0-7
<b>Head Coach: Diane Nichols</b>			<b>1999 Record: 8-11-1 Big 12: 4-6-0</b>				10/26	at Iowa State*	L, 1-4
Date	Opponent	Score	<b>Head Coach: Felix Oskam</b>				10/28	at Nebraska*	L, 1-8
8/31	UTEP	W, 1-0	Date	Opponent	Score	11/2	Colorado*	L, 1-2	
9/2	Tulsa	W, 3-0	8/27	at Nebraska*	L, 0-1	*Big 12 Conference Match			
9/7	at Mississippi	W, 3-2	8/29	at Iowa State*	L, 0-4	<b>2002 Record: 2-17-0 Big 12: 0-10-0</b>			
9/8	at Brewton Parker	L, 3-4	9/3	West Texas A&M	W, 3-2	<b>Head Coach: Felix Oskam</b>			
9/13	Colorado*	W, 2-1	9/5	Arkansas	L, 0-2	Date	Opponent	Score	
9/15	Oklahoma State*	W, 3-0	9/10	at UTEP	W, 1-0	8/30	vs. Colgate	W, 2-1	
9/20	at Stetson	W, 4-1	9/12	vs. New Mexico	T, 1-1	9/1	at Syracuse	W, 3-1	
9/22	at Central Florida	L, 0-2	9/18	North Texas	W, 3-0	9/6	Southwest Texas	L, 1-0	
9/27	at Kansas*	L, 0-1	9/19	Syracuse	L, 0-4	9/10	West Texas A&M	L, 2-1	
9/29	at Missouri*	W, 3-1	9/24	at TCU	L, 1-2 (OT)	9/13	at UTEP	L, 3-0	
10/4	Oral Roberts	W, 4-0	9/25	vs. Northwestern St.	W, 3-0	9/14	vs. New Mexico	L, 2-1	
10/6	South Alabama	W, 7-2	10/1	Missouri*	W, 4-1	9/20	vs. Idaho State	L, 1-0	
10/11	at Texas A&M*	L, 2-8	10/3	Kansas*	L, 2-3	9/22	vs. Florida Atlantic	L, 4-2	
10/13	at Texas*	W, 2-1	10/8	Texas*	W, 3-0	9/27	at Oklahoma State*	L, 2-0	
10/18	Baylor*	L, 0-1	10/10	Texas A&M*	W, 1-0	9/29	at Oklahoma*	L, 4-0	
10/20	Southwest Mo. State	W, 5-1	10/15	at Oklahoma State*	L, 1-2	10/4	Missouri*	L, 5-1	
10/25	Iowa State*	W, 4-0	10/17	at Oklahoma*	W, 1-0	10/6	Kansas*	L, 2-1	
10/27	Nebraska*	L, 0-2	10/22	at Colorado*	L, 0-1	10/11	at Texas*	L, 5-1	
10/30	TCU	W, 5-1	10/24	at Denver	L, 0-2	10/13	at Texas A&M*	L, 6-2	
10/31	North Texas	L, 0-2				10/18	Nebraska*	L, 4-0	

## YEAR BY YEAR RESULTS

10/20	Colorado*	L, 4-0
10/25	at Northern Iowa	L, 1-0
10/27	at Iowa St.*	L, 3-0
11/1	Baylor*	L, 4-0

\*Big 12 Conference Match

**2003 Record: 3-13-1 Big 12: 2-8-0****Head Coach: Felix Oskam**

Date	Opponent	Score
8/31	at Oral Roberts	L, 3-0
9/5	at SMU	L, 2-0
9/7	at TCU	L, 1-0
9/14	at North Texas	L, 1-0
9/19	at Stephen F. Austin	T, 1-1
9/21	at SW Texas State	W, 3-1
9/26	at Oklahoma State*	L, 6-0
9/28	Kansas*	W, 3-2
10/3	Colorado*	L, 5-1
10/5	Nebraska*	L, 3-1
10/10	at Texas A&M*	L, 8-0
10/12	at Texas*	L, 7-0
10/17	at Oklahoma*	L, 4-1
10/19	UTEP	L, 2-1
10/24	Iowa St.*	L, 3-0
10/26	Missouri*	W, 3-1
10/31	at Baylor*	L, 3-0

\*Big 12 Conference Match

**2004 Record: 3-16-0 Big 12: 0-10-0****Head Coach: Felix Oskam**

Date	Opponent	Score
8/27	Oral Roberts	W, 6-2
8/29	TCU	L, 0-2
9/4	at New Mexico	L, 0-5
9/5	vs. Portland State	W, 2-1
9/10	Angelo State	W, 4-2
9/12	Notre Dame	L, 0-3
9/16	at UTEP	L, 2-3
9/19	vs. Weber State	L, 1-2
9/24	Texas*	L, 2-3
9/26	Texas A&M*	L, 0-3
10/1	at Kansas*	L, 0-5
10/3	Iowa State*	L, 0-3
10/8	Oklahoma State*	L, 2-4
10/10	Oklahoma*	L, 1-2
10/15	at Nebraska*	L, 0-3
10/17	at Colorado*	L, 0-7
10/22	at Missouri*	L, 1-4
10/24	at SE Missouri State	L, 1-2
10/29	Baylor*	L, 2-3 (2OT)

\*Big 12 Conference Match

**2005 Record: 1-18-0 Big 12: 0-10-0****Head Coach: Neil McGuire**

Date	Opponent	Score
8/26	at TCU	L, 0-4
8/28	SMU	L, 1-3
8/30	at Sam Houston St.	W, 3-2 OT
9/2	Northwestern	L, 1-4
9/4	Minnesota	L, 0-2
9/9	at Oral Roberts	L, 1-2
9/11	at Tulsa	L, 0-4
9/16	at UTEP	L, 2-4
9/23	Iowa State*	L, 2-6
9/30	at #25 Oklahoma*	L, 0-2
10/2	at Oklahoma St. *	L, 0-5
10/7	at Colorado College	L, 0-1
10/9	at Texas*	L, 0-6
10/14	Kansas*	L, 0-4
10/16	Missouri*	L, 1-4

10/21	at Baylor*	L, 1-2
10/23	at #14 Texas A&M*	L, 0-7
10/28	Colorado*	L, 0-5
10/30	#22 Nebraska*	L, 1-4

\*Big 12 Conference Match

**2006 Record: 7-11-2 Big 12: 2-7-1****Head Coach: Neil McGuire**

Date	Opponent	Score
8/25	at Texas-San Antonio	W, 2-0
8/27	TCU	W, 2-0
9/1	at #21 Purdue	L, 0-4
9/2	at Indiana	L, 0-4
9/8	Prairie View A&M	W, 10-0
9/10	Colorado College	L, 1-2
9/15	UTEP	L, 0-1 (OT)
9/17	Northwestern State	W, 3-0
9/22	Texas*	L, 0-2
9/24	Texas A&M*	L, 2-4
9/29	at #17 Missouri*	W, 3-1
10/1	at Iowa State*	L, 0-1
10/6	at S. Dakota St.	T, 0-0 (TO2)
10/8	at Nebraska*	L, 1-2
10/10	Texas State	W, 3-0
10/13	Oklahoma*	L, 0-1
10/15	#12 Oklahoma St.*	T, 2-2 (2OT)
10/20	at Colorado*	L, 0-3
10/22	at Kansas*	L, 0-3
10/27	Baylor*	W, 2-0

\*Big 12 Conference Match

**2007 Record: 7-8-2 Big 12: 5-4-1****Head Coach: Tom Stone**

Date	Opponent	Score
8/31	at Georgia	L, 1-4
9/2	vs. Vanderbilt	L, 0-1
9/5	at Texas State	W, 3-0
9/9	Texas-San Antonio	W, 4-1
9/14	at TCU	L, 1-2
9/16	at SMU	T, 0-0 (2OT)
9/28	at Colorado*	W, 1-0
9/30	at Texas*	L, 0-1
10/5	Missouri*	L, 0-2
10/7	Kansas*	L, 1-4
10/12	Iowa State*	W, 3-1
10/14	Nebraska*	W, 2-1
10/19	at Oklahoma*	T, 0-0 (2OT)
10/21	Oklahoma State*	W, 1-0
10/26	at Baylor*	W, 2-1
10/28	at Texas A&M*	L, 0-5
11/7	vs. Missouri^	L, 3-4 (2OT)

\*Big 12 Conference Match

^ Big 12 Championship

**2008 Record: 8-10-1 Big 12: 3-7-0****Head Coach: Tom Stone**

Date	Opponent	Score
8/22	Lamar	W, 4-0
8/29	Colorado*	L, 2-3
8/31	at Texas-San Antonio	W, 3-0
9/5	at Middle Tennessee St.	T, 1-1 (2OT)
9/7	vs. Alabama A&M	W, 5-0
9/12	Arizona	L, 1-2
9/14	Northwestern State	W, 5-1
9/18	Oral Roberts	W, 4-0
9/26	at Oklahoma State*	L, 1-5
9/28	Oklahoma*	W, 2-1 (2OT)
10/3	at Kansas*	L, 0-2
10/5	at Missouri*	L, 0-2
10/10	Baylor*	W, 2-1 (2OT)

10/12	Texas*	L, 0-1
10/17	at Iowa State*	W, 2-0
10/19	at Nebraska*	L, 0-3
10/24	Texas A&M*	L, 0-1
10/26	TCU	L, 2-3
11/5	Oklahoma State^	L, 0-3

\*Big 12 Conference Match

^ Big 12 Championship

**2009 Record: 8-8-4 Big 12: 3-4-3****Head Coach: Tom Stone**

Date	Opponent	Score
8/21	Texas-San Antonio	W, 5-0
8/28	vs. Utah State	L, 2-3
8/30	at UTEP	W, 4-3
9/4	at TCU	W, 4-3 (2OT)
9/6	at North Texas	L, 1-2 (OT)
9/11	vs. Vanderbilt	W, 3-1
9/13	at Auburn	L, 2-3
9/18	Alabama%	L, 1-2 (2OT)
9/20	Weber State%	W, 2-1
9/25	Iowa State*	W, 2-0
9/27	Nebraska*	T, 3-3 (2OT)
10/2	Baylor*	W, 1-0
10/4	Oklahoma*	W, 3-1
10/9	at Kansas*	L, 2-3
10/11	at Missouri*	L, 1-2
10/16	Oklahoma State*	L, 1-2
10/23	at Texas*	T, 2-2 (2OT)
10/25	at Texas A&M*	T, 0-0 (2OT)
10/30	at Colorado*	L, 0-2
11/2	vs. Kansas^	T, 1-1 (2OT)

% Red Raider Classic

\*Big 12 Conference Match

^ Big 12 Championship

**2010 Record: 11-8-1 Big 12: 4-5-1****Head Coach: Tom Stone**

Date	Opponent	Score
8/20	TCU	W, 3-0
8/22	Texas State	W, 2-0
8/27	at Northwestern State	W, 4-0
8/29	at Rice	W, 2-0
9/3	vs. Ole Miss#	W, 2-0
9/4	at Notre Dame#	L, 0-2
9/10	North Texas%	W, 1-0
9/12	Oral Roberts%	W, 1-0
9/17	at Alabama	L, 0-1
9/24	at Oklahoma*	W, 3-1
9/26	at Oklahoma State*	L, 0-2
10/1	Colorado*	W, 1-0
10/3	Nebraska*	L, 4-5 (OT)
10/8	at Texas*	T, 0-0 (2OT)
10/10	at Texas A&M*	L, 0-4
10/15	Kansas*	W, 2-0
10/22	Iowa State*	W, 3-2 (OT)
10/24	Missouri*	L, 2-5
10/29	at Baylor*	L, 1-3
11/3	vs. Oklahoma State^	L, 1-3

#Inn at Saint Mary's Classic

% Red Raider Classic

\*Big 12 Conference Match

^ Big 12 Championship

**YEAR BY YEAR RESULTS**

2011 Record: 10-8-2 Big 12: 3-4-1

Head Coach: Tom Stone

Date	Opponent	Score
8/19	Rice	W 1-0
8/21	New Mexico State	W 1-0
8/26	Ole Miss	L 0-1
8/28	St. Mary's	W 2-0
9/2	at Florida	L 0-3
9/9	Hofstra%	L 2-1 (OT)
9/11	Toledo%	W 3-0
9/16	at Arizona State	W 5-0
9/18	at Arizona	T 0-0
9/23	vs. Missouri*	W 1-0
9/25	vs. Northern Arizona	W 5-0
9/30	at Baylor*	T 0-0
10/2	at Oklahoma*	W 2-0
10/7	vs. Texas A&M*	L 0-2
10/9	at TCU	W 2-1
10/14	vs. Kansas*	L 1-3
10/16	vs. Texas*	W 3-2 (2OT)
10/21	at Iowa State*	L 0-1 (2OT)
10/27	at Oklahoma State*	L 0-2
11/2	vs. Texas ^	L 0-1

% Red Raider Classic

\*Big 12 Conference Match

^ Big 12 Championship

2012 Record 16-6-1 Big 12 5-2-1

NCAA Second Round  
Head Coach Tom Stone

Date	Opponent	Score
8/17	vs. Idaho	W, 2-1
8/19	vs. New Mexico	W, 2-0
8/24	vs. Stephen F. Austin&	W, 1-0
8/26	vs. Montana&	W, 4-0
8/31	vs. Nevada	W, 1-0
9/2	at Ole Miss	L, 0-2
9/8	at Auburn	L, 1-2
9/14	vs. #20 Long Beach State%	W, 3-2 (2OT)
9/16	at Cal State Fullerton%	W, 2-1
9/21	at West Virginia*	W, 3-2
9/23	vs. New Mexico State	W, 5-0
9/28	vs. Oklahoma*	W, 2-1
9/30	vs. Iowa State*	W, 2-1
10/5	vs. #25 Baylor*	L, 3-2 (2OT)
10/12	at Texas*	W, 2-0
10/14	vs. Francis Marion	W, 3-0
10/19	at TCU*	T, 1-1 (2OT)
10/21	at Kansas*	W, 3-1
10/26	vs. Oklahoma State*	W, 2-0
10/31	vs. Kansas^	W, 2-0
11/2	vs. #14 Baylor^	L, 2-1
11/10	vs. North Texas!	W, 2-0
11/16	at #7 Florida State!	L, 3-2 (2OT)

&amp; TCU Invitational

% Cal State Fullerton Under Armour Invitational

^ Big 12 Championships

! NCAA Tournament

2013 Record: 18-2-3 Big 12: 6-0-2

NCAA Second Round  
Head Coach Tom Stone

Date	Opponent	Score
8/23	at New Mexico	W, 1-0
8/25	Colorado State	W, 6-0
8/30	Idaho State	W, 3-0
9/1	Long Beach State	L, 2-3
9/6	Cal State Fullerton	W, 1-0
9/8	Cal State Northridge	W, 3-1
9/13	vs. Arizona State%	W, 1-0 (OT)
9/15	at Arizona%	W, 2-0
9/20	vs. UC Davis&	W, 3-0
9/22	vs. UC Santa Barbara&	W, 2-0
9/27	at Iowa State	W, 2-1
9/27	at Oklahoma State	T, 0-0 (2OT)
10/4	TCU	W, 2-0
10/6	Arkansas-Pine Bluff	W, 8-0
10/11	at Oklahoma*	W, 2-1
10/13	at Baylor*	T, 0-0 (2OT)
10/25	Kansas*	W, 1-0
10/27	West Virginia*	W, 2-0
11/1	Texas*	W, 1-0
11/6	vs. TCU^	W, 1-0
11/8	vs. Oklahoma State^	L, 0-1
11/15	Minnesota!	W, 3-0
11/22	vs. Texas A&M!	T, 2-2 (2 OT)

% Arizona Cats Classic (Tucson, Ariz.)

&amp; Jack in the Box Classic (Albuquerque, N.M.)

^ Big 12 Championship (Kansas City, Mo.)

! NCAA Tournament

## HONORS AND AWARDS

### NSCAA/UMBRO

#### ALL-CENTRAL REGION

##### First Team

Janine Beckie.....	2012
Jalene Hinkle.....	2013
Janine Beckie.....	2013

##### Second Team

Kristy Frantz.....	1997
Jennifer Hamm.....	1998
Taylor Lytle.....	2009
Taylor Lytle.....	2011
Jaelene Hinkle.....	2012

##### Third Team

Kristy Frantz.....	1996
Jennifer Hamm.....	1999
Jaelene Hinkle.....	2011
Paige Strahan.....	2012

### SOCCER BUZZ MAGAZINE

#### All-Freshman Central Team

Kristy Frantz.....	1996
Taylor Lytle.....	2008

### CENTRAL REGION

#### Second Team

Brittney Harrison.....	2007
------------------------	------

### NATIONAL ALL-FRESHMAN

#### Third Team

Taylor Lytle.....	2008
-------------------	------

### ELITE TEAM OF THE WEEK

Brittney Harrison.....	10-17-07
Brittney Harrison.....	10-24-07

### SOCCER AMERICA MAGAZINE

#### Team of the Week

Brittney Harrison.....	10-23-07
------------------------	----------

### TOPDRAWERSOCCER.COM

#### Team of the Week

Jessica Fuston.....	8-23-10
---------------------	---------

### CS360

#### Primetime Performer

Mallory Yacullo.....	10-4-10
Janine Beckie.....	8-8-12

### DISNEY SOCCER NATL. PLAYER OF THE WEEK

Janine Beckie.....	Oct. 31, 2012
--------------------	---------------

### ALL-BIG 12

#### First Team

Jennifer Hamm.....	1998
Taylor Lytle.....	2009
Janine Beckie.....	2012
Jaelene Hinkle.....	2012
Morgan Johnson.....	2012
Paige Strahan.....	2012
Janine Beckie.....	2013
Victoria Esson.....	2013
Jaelene Hinkle.....	2013

#### Second Team

Kristy Frantz.....	1996
Kristy Frantz.....	1997
Kristy Frantz.....	1998
Jennifer Hamm.....	1999
Kerri Campbell.....	2002
Brittney Harrison.....	2007
Taylor Lytle.....	2008
Jessica Fuston.....	2010
Whitney Sharpe.....	2010
Jaelene Hinkle.....	2011
Taylor Lytle.....	2011
Paige Strahan.....	2013
Hayley Haagsma.....	2013

#### Newcomer Team

Brittney Harrison.....	2006
Taylor Lytle.....	2008
Morgan Johnson.....	2009
Tiffini Smith.....	2009
Dawn Ward.....	2009
Jessica Fuston.....	2010
Whitney Sharpe.....	2010
Victoria Esson.....	2011
Jaelene Hinkle.....	2011
Janine Beckie.....	2012
Maddy Crabtree.....	2013
Kansas Bayly.....	2013

### BIG 12 TOP-20 TEAM

Taylor Lytle.....	2011
Jaelene Hinkle.....	2012
Morgan Johnson.....	2012
Paige Strahan.....	2012

### BIG 12 ROOKIE OF THE YEAR

Jessica Fuston.....	2010
Janine Beckie.....	2012

### SIDS ALL-CONFERENCE

#### Second Team

Kristy Frantz.....	1996
--------------------	------

### ALL-BIG 12 TOURNAMENT

Brittney Harrison.....	2007
Janine Beckie.....	2012
Janine Beckie.....	2013
Jaelene Hinkle.....	2013
Paige Strahan.....	2013

### BIG 12 PLAYER OF THE WEEK

Amy Rutstein.....	10-20-98
-------------------	----------

### BIG 12 OFFENSIVE PLAYER OF THE WEEK

Jessica Fuston.....	9-27-11
Jessica Fuston.....	8-28-12
Paige Strahan.....	10-2-12
Janine Beckie.....	10-30-12
Janine Beckie.....	9-17-13
Janine Beckie.....	10-29-13

### BIG 12 DEFENSIVE PLAYER OF THE WEEK

Brittney Peese.....	10-2-00
Brittney Harrison.....	10-16-07
Colleen Pitts.....	8-24-10
Victoria Esson.....	8-23-11
Victoria Esson.....	9-20-11
Victoria Esson.....	9-27-11
Victoria Esson.....	10-4-11
Victoria Esson.....	9-17-13
Victoria Esson.....	10-29-13
Victoria Esson.....	11-5-13

### NEWCOMER OF THE WEEK

Ashley Reed.....	10-26-04
Brittney Harrison.....	10-3-06
Dawn Ward.....	9-22-09
Jessica Fuston.....	8-31-10
Jessica Disabella.....	9-13-10
Jessica Fuston.....	10-19-10
Jessica Fuston.....	10-26-10
Janine Beckie.....	9-18-12

## HONORS AND AWARDS

### COSIDA ACADEMIC

#### ALL-AMERICA

Jennifer Wood..... 1996  
Hayley Haagsma..... 2013

### GTE/SWC ACADEMIC

#### ALL-AMERICAN

Raney Terrell..... 1995

### ACADEMIC ALL-BIG 12

#### First Team

Alex Aton ..... 2005  
Jennifer Benat ..... 1997-98  
Emmie Bennett ..... 2008-09  
Lizzy Biles ..... 1998-99  
Tiana Boyea ..... 2001-03  
Shanna Brown ..... 2006  
JoDee Campbell ..... 2000  
Sarabeth Clopton ..... 2007-09  
Kim Cypert ..... 2005-07  
CeCe Dillon ..... 1997-99  
Jessica Disabella ..... 2011-13  
Sarah Ellison ..... 2010-12  
Victoria Esson ..... 2012-13  
Maggie Fete ..... 2009-11  
Jessica Fuston ..... 2011-12  
Haley Fowler ..... 2010  
Kristy Frantz ..... 1997-98  
Roxanne Frilot ..... 2002  
Carrie Graham ..... 2000-01  
Megan Knauss ..... 2005  
Hayley Haagsma ..... 2011-13  
Brittney Harrison ..... 2007-09  
Caity Heap ..... 2013  
Jaelene Hinkle ..... 2012-13  
Katie Hinds ..... 2008-09  
Megan Hoffert ..... 2007, 2009  
Jennifer Kammerer ..... 2007-09  
Beth Lippert ..... 2005  
Lauren Lothrop ..... 2005  
Tracy Loyd ..... 2001-02  
Amy Mathiak ..... 2005  
Rachel Mavris ..... 2001  
Casey McCall ..... 2009-11  
Ellen McNamara ..... 2001  
Leanne Mihelich ..... 2010  
Ana Morton ..... 2004-06  
Alli Murphy ..... 2013  
Ana Ontiveroz ..... 2000  
Brittney Peese ..... 1999-01  
Ashlyn Peterson ..... 1997-99  
Colleen Pitts ..... 2010  
Chessa Purser ..... 2006-07  
Ashley Reed ..... 2005  
Tina Rincon ..... 2006-08  
Briana Rohmer ..... 2013  
Lindsey Scott ..... 2001  
Allison Seifert ..... 2002-04  
Shannon Sims ..... 2006-08  
Debra Smith ..... 1998  
Tiffini Smith ..... 2010-12  
Paige Strahan ..... 2013  
Lauren Taylor ..... 1999  
Lindsay Thompson ..... 1999  
Marie Valdez ..... 1999-01  
Jenna Wetzel ..... 2004  
Conner Whitfield ..... 2013  
Maegan Wilber ..... 2007-09  
Lindsey Wile ..... 2001-02  
Jennifer Wood ..... 1997  
Katie Woodburn ..... 1996  
Mallory Yacullo ..... 2012-13

#### Second Team

Melanie Brosnahan ..... 2001  
Karen De Leon ..... 2009  
Bridgett Jenkins ..... 2012  
Karen Stephens ..... 2004-05  
Paige Strahan ..... 2012  
Lindsey Thompson ..... 2000  
Kelly Taylor ..... 2000  
Madison Terry ..... 2011  
Dawn Ward ..... 2012  
Kim Warren ..... 2004  
Jenna Wetzel ..... 2005  
Lindsey Wile ..... 2000

#### Honorable Mention

Lizzy Biles ..... 1997  
Crystal Dady ..... 1997  
Amy Rutstein ..... 1998  
Raney Terrell ..... 1996  
Crystal Zachry ..... 1996

### ALL-SWC FIRST TEAM

Kristi Patterson ..... 1995

# Fearless.

Softball



## YEAR-BY YEAR RECORDS

Year	Coach	Overall	Conf	Conf. Fin.
1981	Cindy Carleton	8-21	n/a	n/a
1981	Cindy Carleton	4-16	n/a	n/a
1983	Kathy Welter	19-19-3	n/a	n/a
1984	Kathy Welter	24-14	n/a	n/a
1985	Kathy Welter	21-18	n/a	n/a
<b>Totals</b>	<b>(1981-85)</b>	<b>76-88-3</b>		

### Big 12 Conference only

Year	Coach	Overall	Conf	Conf. Fin.
1996	Renee Luers-Gillespie	4-44	1-20	8th
1997	Renee Luers-Gillespie	34-29-1	1-13	9th
1998	Renee Luers-Gillespie	45-19	10-7	4th
1999	Renee Luers-Gillespie	36-31	6-7	6th
2000	Renee Luers-Gillespie/ Carla Marchetti <sup>^</sup>	19-36	7-10	6th
2001	Bobby Reeves	37-24	10-8	3rd T
2002	Bobby Reeves	13-40	2-16	10th
2003	Bobby Reeves	22-41	4-14	8th
2004	Bobby Reeves	22-36	2-16	10th
2005	Teresa Wilson	23-25	3-15	9th
2006	Teresa Wilson	19-35	4-13	10th
2007	Teresa Wilson	24-27	4-12	8th
2008	Teresa Wilson	23-36	8-10	6th
2009	Amy Suiter*	15-42	3-12	10th
2010	Shanon Hays	38-18	7-11	6th T
2011	Shanon Hays	42-16	5-13	8th
2012	Shanon Hays	41-17	13-10	5th
2013	Shanon Hays	30-26	4-13	6th
2014	Shanon Hays	35-19	8-10	4th
<b>Totals</b>	<b>(1996 - present)</b>	<b>522-561-1</b>	<b>102-230</b>	

<sup>^</sup> Marchetti was the interim head coach for the final 43 games of the 2000 season.

\* Suiter was the interim head coach for the 2009 season.

## HEAD COACHES' RECORDS (FROM 1996 - PRESENT)

Name	Tenure (Yrs)	Overall	Conf.
Renee Luers Gillespie /Carla Marchetti <sup>^</sup>	1996-2000 (5)	138-159-1	25-57
Bobby Reeves	2001-04 (4)	94-141	18-54
Teresa Wilson	2005-08 (4)	89-123	19-50
Amy Suiter	2009 (* Interim, 1)	15-42	3-12
Shanon Hays	2010 - 2014 (5)	<b>186-94</b>	<b>37-57</b>
<b>Overall</b>	<b>18 seasons</b>	<b>487-542-1</b>	<b>94-220</b>

*Sadly, records for the years 1981-1985 are incomplete and only overall records which cannot be confirmed remain. In the following pages only those statistics which can be verified against Division I opponents are included.*

### Other Awards

Be sure to refer to the "Awards" Section in the front of this book to view national honors earned by Texas Tech Softball teams, coaches and players. All accomplishments compiled here are as of August 2014.

### Most Complete Information:

Complete details, other records and information about every sport is available at the Texas Tech website, look for a media supplement link from the sidebar of each sport. Statistics and records will be updated online as events occur and records are broken.

[www.texastech.com](http://www.texastech.com)



## ALL-TIME LETTERWINNERS

### -A-

Allen, Cydney .....	2011-12
Archuleta, Kaylyn .....	2014
Armbruster, Kelly .....	1999
Ayres, Maggie .....	2001-02
Aucoin, Gretchen .....	2013-14

### -B-

Baker, Jana .....	2000-02
Baker, Sarah .....	1996
Beach, Jennifer .....	1998-99
Bell, Hannah .....	2012-13
Belshe, Kristi .....	2014-
Biber, Rachelle .....	2001
Blair, Kristina .....	2002-03
Bledsoe, Emily .....	2009-12
Bone, Emily .....	2001
Bowers, Jennifer .....	2005-08
Brady, Danielle .....	1996-98
Briggs, Shauna .....	1999-01
Brokeshoulder, Ashley .....	2010-13
Butler, Sandy .....	1998-01

### -C-

Camello, Samantha .....	2013-14
Cannon, Jenny .....	1996-98
Carnefix, Caren .....	1996
Carrico, Shannon .....	2013
Cartier, Tracy .....	2001-03
Clemmons, McKenzie .....	2010-11
Coats, Tye .....	2008-09
Cooper, Emily .....	2012-13
Corkin, Jennifer .....	2005-08
Crawford, Erin .....	2003-06
Crow, Kady .....	2014-
Cruson, Nichole .....	1996
Custer, Cara .....	2012-

### -D-

DeLashmutt, Lora .....	1996-98
Dennis, Kelsey .....	2011-12
Douglas, Amanda .....	2000-03
Drewry, Stephanie .....	2009-11
Dunn, Sara .....	1996

### -E-

Eimen, Elizabeth .....	2006-09
Eimen, Rebecca .....	2001-02
(Yes, they are sisters.)	
Elkins, Lexie .....	2013
Emanuel, Sydni .....	2014
Enderlin, Natalie .....	2004-05
Evans, Christine .....	1996

### -F-

Freeman, Heather .....	2005
Fultz, Ashley .....	2014-

### -G-

Gentsch, Holley .....	2009-12
Gomez, Susie .....	2000
Grindell, Carmen .....	2001-02

### -H-

Hajj, Lynsey .....	2000
Hall, Logan .....	2010-12
Hamada, Ashley .....	2009-12
Harrington, Tamara .....	1997-2000
Harrington, Tiffany .....	2000-03
Harshman, Eva .....	1999-02
Harvey, Desiree .....	2010
Hauck, Julie .....	2004-06
Hayes, Emily .....	1996-99
Healy, Kristen .....	2006
Heath, Meredith .....	2010-12
Hebert, Derryn .....	2012-
Hopson, Lea .....	2014-
Hurley, Beth .....	1997-98

### -J-

Jackson, Denise .....	1997-98
Jackson, Staci .....	2001-02
(No, they are not sisters.)	
Jacobs, Ashly .....	2007-10
James, Sandy .....	2011-13
Joachims, Andrea .....	2001-04
Johnson, Shelby .....	2013

### -K-

Karenke, Jessica .....	1996-98
Kenney, Mikey .....	2010-13
King, Katibeth .....	2013
Kohler, Jenny .....	1998-99
Krause, Jennifer .....	2008
Kula, Natalie .....	2004-07

### -L-

Lanford, Jeanette .....	1998
Lawler, Lisa .....	2002-05
Lee, Brittany .....	2014-
Lee, Jennifer .....	2008-2010
Legler, Leah .....	2007-2010
Light, Micah .....	1996
Losleben, Sarah .....	2005-08

### -M-

Maisel, Mattison .....	2014-
Malazzo, Marisa .....	2013-14
Martinez, Kim .....	1997, 1999
Matthews, Danielle .....	2007-10
McClure, Cassie .....	2014
McPherson, Tess .....	2013
Merlich, Karli .....	2009-11
Middleton, Ellen .....	1997-98
Miles, Kierra .....	2014-
Moore, Chandler .....	2012-
Morgan, Crystal .....	1997
Moulin, Brandy .....	2004-07
Munoz, Christina .....	1997-99
Myers, Amanda .....	2007

### -N-

Neuman, Brooke .....	2006-07
Niederhofer, Emily .....	2006
Niertert, Briana .....	2000

### -O-

Oakes, Amanda .....	2003-06
---------------------	---------

### -P-

Palmer, Jordan .....	2010-11
Parker, Ashley .....	2004-07
Parker, Heather .....	2004-07

(Yes, they are sisters; twins in fact.)

Patin, Montana .....	2006-08
Perez, Adriana .....	2012-13
Perez, Esmerelda .....	2002-03
Peterson, Skyler .....	2009-10
Phillips, Hillary .....	2010
Planck, Kassy .....	2004
Powell, Taylor .....	2011-14
Powell, Tessa .....	2004
Preston, Lauren .....	2008

### -R-

Rakiey, Dawn .....	1996
Ready, Ashley .....	2000-02
Reeves, Kristen .....	2010-11
Reeves, Shelly .....	1996
Renfro, Amanda .....	1998-2001
Renfro, Ashleigh .....	2004-05
(No, they are not sisters.)	
Rhyne, Kelly .....	2003-05
Richardson, Raven .....	2010-12
Riley, Whitney .....	2005-08
Robles, Kristi .....	2002-03
Ryba, Melisa .....	2012

### -S-

Scott, Brooke .....	2013-
Shupp, Megan .....	2006-09
Sigala, Elyssa .....	2003-04
Slator, Elizabeth .....	1996
Stewart, Meagan .....	2004
Stines, Amie .....	2002-03
Stolle, Britney .....	2001-04

### -T-

Talley, Brittany .....	2011-14
Tapia, Sydnie .....	2013-
Tillett, Kim .....	1996-98
Tongate, Randi .....	2010-12
Tucker, Keely .....	2004-05
Tunnell, Kristi .....	1999-2000

### -V-

Vaught, Jennifer .....	2002
Vlahos, Michell .....	2002

### -W-

Wagner, Amanda .....	2009
Walls, Stephanie .....	1997-99
Ward, Kermitria .....	2011-12
Warnecke, Britany .....	2014-
Warner, Lauren .....	1999
Washington, Camaury .....	2014-
Watkins, Alex .....	2006-09
Weathers, Aimee .....	1998-99
Weber, Sarah .....	2014-
Welborn, Susan .....	2014-
Wheeler, Rachel .....	2007
Wike, Robin .....	2006-08
Williams, Katelyn .....	2012-13
Wimpy, Jessica .....	1996-97
Workman, Paula .....	1997-2000

### -Y-

Yocum, Dana .....	2000
-------------------	------

### -Z-

Zaragoza, Devin .....	2005-08
-----------------------	---------

Records prior to 1996 do not exist.

**SINGLE-GAME TEAM RECORDS****OFFENSIVE AND MISCELLANEOUS RECORDS**

Longest game..... 15 innings (5-3) vs. Southwest Texas (2/11/96)  
 Runs .....24, vs. North Carolina Central (3/12/10)  
 Runs by opponent..... 18, by Oklahoma State (3/31/96)  
 Runs, both teams .....27, Texas Tech 19, St. John's 8 (2/26/11)  
 Runs in an inning.....20 vs. NCCU (3/12/10)  
 Hits.....20, three times, last vs. NCCU (3/12/10)  
 Hits, both teams .....31, vs. South Florida (USF) (2/27/09)  
 At bats .....57, vs. Southwest Texas (2/11/96)  
 Doubles .....9, vs. Eastern New Mexico (3/30/05)  
 Triples..... 3, twice, vs. Eastern New Mexico (3/27/97) and Utah Valley (2/18/11)  
 Home runs\* .....5, three times, last vs. St. John's (2/26/11)  
 RBI.....22, vs. North Carolina Central (3/12/10)  
 Stolen Bases ..... 8, vs. Texas A&M-Corpus Christi (3/17/01)  
 Sacrifice hits .....5, vs. Nebraska (4/2/00)  
 Sacrifice flies ..... 3, vs. Maine (2/24/01)  
 Walks..... 18, vs. Colorado St. (3/17/11)  
 Strikeouts.....17, twice, last vs. Texas (4/2/03)

\* Texas Tech hit six home runs against Midwestern State on March 27, 2012. Because it was not against a Division I opponent, it will not officially count in the record book.

**PITCHING RECORDS**

Innings pitched..... 15.0, vs. Southwest Texas (2/11/96)  
 Runs ..... 18, vs. Oklahoma State (3/31/96)  
 Hits..... 18, four times, last vs. Texas (4/23/11)  
 Home runs allowed..... 7, vs. Texas (4/22/11)  
 Walks..... 10, vs. Arizona (5/22/11)  
 Strikeouts..... 16, vs. Nebraska (4/10/98)

**FIELDING RECORDS**

Putouts.....45, vs. Southwest Texas (2/11/96)  
 Assists.....30, vs. Southwest Texas (2/11/96)  
 Errors.....9, vs. New Mexico (3/31/96)  
 Double plays.....2, multiple times  
 Last triple play.....vs. BYU (2/10/11)

**SINGLE-GAME INDIVIDUAL RECORDS****OFFENSIVE AND MISCELLANEOUS RECORDS**

Runs scored.....5, Mikey Kenney at Iowa State (4/10/11)  
 At bats ..... 7, Christine Evans, Elizabeth Slaton vs. Southwest Texas (2/11/96)  
 Hits..... 5, Stephanie Drewry vs. USF (2/27/09)  
 ..... Shelby Johnson vs. IPFW (3/9/13)  
 Doubles .....3, Kim Martinez, twice, last vs. Cornell (3/19/97)  
 Triples.....2, Denise Jackson vs. New Mexico (2/7/98)  
 ..... Logan Hall vs. Utah Valley (2/18/11)  
 Home runs .....2, 22 times, last by Sandy James at Baylor (5/4/13)  
 Grand slam..... 1, 14 times, last by Adriana Perez vs. Jackson State (3/1/13)  
 RBI.....8, three times  
 ..... Sandy James vs. Iowa State (4/10/11)  
 ..... Emily Bledsoe vs. Boise State (3/7/10)  
 ..... Amanda Douglas (New Mexico State) (3/12/03)  
 Stolen bases .....4, three times  
 ..... Ashley Parker vs. No. Colorado (3/12/06)  
 ..... Mikey Kenney vs. Manhattan (3/17/12)  
 Walks..... 4, Mikey Kenney vs. IPFW (3/9/13)  
 ..... Cydney Allen vs. Colorado State (3/17/11)  
 ..... Alex Watkins vs. Pacific (3/1/09)  
 Strikeouts....3, many times, last by Sandy James at Missouri (4/14/12)

**PITCHING RECORDS**

Innings pitched..... 15, Emily Hays vs. Southwest Texas (2/11/96)  
 Strikeouts..... 15, twice, Amanda Renfro vs. Temple (3/8/01)  
 ..... Amanda Renfro vs. Georgia Southern (3/10/01)  
 Runs allowed..... 14, Jenny Cannon vs. Missouri (4/20/96)  
 Hits allowed ..... 17, Jenny Cannon vs. Iowa State (4/6/96)  
 Home runs allowed.....3, multiple times  
 .....last Kelsey Dennis vs. Binghamton (3/4/12)  
 Walks allowed .....7, Emily Hayes vs. UTA (2/23/96)  
 ..... Cara Custer vs. Texas A&M (4/18/12)

**FIELDING RECORDS**

Putouts ..... 17, Sandy James vs. Iowa State (4/1/12)  
 Assists..... 11, Emily Hayes vs. Southwest Texas (2/11/96)  
 Errors.....4, Rebecca Eimen vs. New Mexico State (3/18/01)

## SINGLE-SEASON TEAM RECORDS

### WIN-LOSS RECORDS

Best win/loss record.....	42-16, .724 (2011)
Worst win/loss record.....	4-44, .083 (1996)
Best overall home record.....	18-4 (2012)
Worst overall home.....	0-7 (2007)
Best Big 12 win/loss record.....	10-7 (1998)
Worst Big 12 win/loss record.....	1-20 (1996)
Best away record (neutral sites included).....	32-8 (1998)
Most mercy-run rule games.....	20 (2011)
Most games played.....	67 (1999)
Fewest games played.....	48 (1996, 2005)
Consecutive win streak.....	24 (2011)
Consecutive loss streak.....	18 (1996)
Most wins.....	45 (45-19 in 1998)
Most losses.....	44 (4-44 in 1996)
Most home wins.....	26 (2011)
Most home losses.....	19 (1996)
Consecutive home wins.....	19 (2/18/11 through 3/9/2011)
Most road wins.....	32 (away & neutral, 1998)
Most road losses.....	28 (away & neutral, 2006)
Consecutive road wins.....	12 (away & neutral, 1998)
Most Big 12 wins.....	13 (2012)
Most Big 12 losses.....	20 (1996)
Fewest Big 12 losses.....	7 (1998)
Consecutive Big 12 wins.....	6 (1998)
Most Big 12 home wins.....	9 (2012)
Most Big 12 home losses.....	11 (1996)
Fewest Big 12 home losses.....	2 (1999)
Consecutive Big 12 home wins.....	6 (March 27 - May 3, 2008)
Most Big 12 road wins.....	6 (2001)
Most Big 12 road losses.....	9 (1996)
Fewest Big 12 road losses.....	2 (1998)
Consecutive Big 12 road wins.....	4 (1998, 2001)

### OFFENSIVE RECORDS

Batting average.....	.341 (2011)
Runs.....	416 (2011)
Hits.....	501 (2011)
At bats.....	1773 (1999)
Doubles.....	89 (2013)
Triples.....	17 (1997)
Home runs.....	66 (2012)
RBI.....	363 (2011)
Total bases.....	785 (2011)
Slugging pct.....	.534 (2011)
Stolen bases.....	92 (2014)
Sacrifices.....	72 (2000)
Most times struck out.....	356 (2006)
Walks.....	223 (2013)
Hit by pitches.....	42 (2006)

### PITCHING RECORDS

Consecutive hitless innings.....	9.0 (2001)
Consecutive shutout innings.....	27.0 (2011)
Shutouts.....	19 (1998)
Innings pitched.....	456.0 (1999)
Hits allowed.....	447 (2002)
Fewest hits allowed.....	243 (1996)
Runs allowed.....	279 (2002)
Fewest runs allowed.....	130 (1998)
Earned runs allowed.....	218 (2002)
Fewest earned runs allowed.....	88 (1998, 2001)
Walks allowed.....	155 (2003)
Fewest walks allowed.....	65 (1996)
Strikeouts.....	454 (2001)
Complete games.....	56 (1999)
Wild pitches.....	40 (2014)
Lowest earned run average.....	1.47 (2001)
Highest earned run average.....	7.58 (1996)
No-hitters.....	2 (1999, 2011)
Consecutive no-hitters.....	None
Perfect games.....	1 (2001)

### FIELDING RECORDS

Highest fielding percentage.....	.973 (2012)
Lowest fielding percentage.....	.895 (1996)
Double plays.....	32 (2003)
Putouts.....	1,366 (1999)
Assists.....	638 (2006)
Errors.....	123 (1997)
Fewest errors.....	48 (2012)

## ALL-TIME SEASON TOP 10 (OFFENSE)

### BATTING AVERAGE

(Min. 100 AB)

1. Kim Martinez (1997).....	492
2. Sydney Emanuel (2014).....	418
3. Raven Richardson (2011).....	384
4. Emily Bledsoe (2011).....	383
5. Ashley Parker (2007).....	379
6. Emily Bledsoe (2010).....	373
7. Logan Hall (2011).....	366
8. Cydney Allen (2011).....	361
Cassie McClure (2014).....	361
10. Sandy Butler (2001).....	359
Katelyn Williams (2013).....	359

### AT BATS

1. Sandy Butler (1999).....	219
2. Sandy Butler (1998).....	213
3. Kristi Robles (2003).....	202
4. Kim Martinez (1999).....	201
5. Leah Legler (2008).....	198
6. Jenny Kohler (1998).....	196
7. Shayne Gibson (2003).....	195
8. Paula Workman (1999).....	194
Paula Workman (1997).....	194
10. Kelly Rhyne (2003).....	190

### HITS

1. Kim Martinez (1997).....	91
2. Sandy Butler (1998).....	75
3. Sandy Butler (1999).....	74
4. Sydney Emanuel (2014).....	69
5. Ashley Parker (2007).....	66
6. Sandy Butler (2001).....	65
Leah Legler (2008).....	65
8. Logan Hall (2011).....	64
9. Jenny Kohler (1998).....	63
10. Emily Bledsoe (2011).....	62
Emily Bledsoe (2010).....	62

### RUNS

1. Mikey Kenney (2011).....	60
2. Emily Bledsoe (2011).....	56
Kim Martinez (1997).....	56
4. Paula Workman (1997).....	49
5. Sandy Butler (1998).....	48
Mikey Kenney (2013).....	48
Sydni Emanuel (2014).....	48
8. Leah Legler (2008).....	47
9. Emily Bledsoe (2010).....	46
10. Mikey Kenney (2012).....	45

### RBI

1. Kim Martinez (1997).....	70
2. Sandy James (2011).....	62
3. Logan Hall (2011).....	55
Cydney Allen (2011).....	55
Adriana Perez (2012).....	55
6. Adriana Perez (2013).....	50
7. Mikey Kenney (2013).....	47
8. Sandy James (2012).....	45
9. Montana Patin (2008).....	44
Cassie McClure (2014).....	44

### HOME RUNS

1. Sandy James (2011).....	16
2. Mikey Kenney (2010).....	15
Kim Martinez (1997).....	15

Adriana Perez (2012).....	15
5. Adriana Perez (2013).....	14
6. Cydney Allen (2011).....	13
Mikey Kenney (2012).....	13
Mikey Kenney (2013).....	13
9. Kim Martinez (1999).....	12
10. Elyssa Sigala (2004).....	11
Sandy James (2012).....	11

### TRIPLES

1. Leah Legler (2008).....	4
Denise Jackson (1998).....	4
Kim Martinez (1997).....	4
Denise Jackson (1997).....	4
5. Sydney Emanuel (2014).....	3
Lea Hopson (2014).....	3
Paula Workman (1999).....	3
Ellen Middleton (1997).....	3
Christine Evans (1996).....	3
10. 31 players.....	2

### DOUBLES

1. Kim Martinez (1997).....	21
2. Emily Bledsoe (2010).....	18
3. Logan Hall (2012).....	17
Sandy James (2013).....	17
5. Logan Hall (2010).....	16
Jenny Kohler (1998).....	16
7. Emily Bledsoe (2011).....	15
Mikey Kenney (2011).....	15
Kim Martinez (1999).....	15
Elyssa Sigala (2004).....	15

### TOTAL BASES

1. Kim Martinez (1997).....	165
2. Mikey Kenney (2013).....	113
3. Sandy James (2011).....	112
4. Kim Martinez (1999).....	111
Adriana Perez (2012).....	111
6. Emily Bledsoe (2010).....	109
7. Katelyn Williams (2013).....	106
8. Cydney Allen (2011).....	104
9. Kelly Rhyne (2003).....	103
10. Mikey Kenney (2010).....	102

### SLUGGING PERCENTAGE

(min. 100 ab)

1. Kim Martinez (1997).....	.892
2. Sandy James (2011).....	.772
3. Cydney Allen (2011).....	.707
4. Mikey Kenney (2013).....	.702
5. Emily Bledsoe (2010).....	.657
6. Raven Richardson (2011).....	.656
Elyssa Sigala (2004).....	.656
8. Mikey Kenney (2010).....	.650
9. Adriana Perez (2012).....	.649
10. Katelyn Williams (2013).....	.624

### STOLEN BASES

1. Sydney Emanuel (2014).....	36
2. Ashley Parker (2006).....	34
3. Sandy Butler (1998).....	26
Sandy Butler (2001).....	26
5. Ashley Parker (2007).....	24
6. Sandy Butler (2000).....	21
Lea Hopson (2014).....	21

8. Shelby Johnson (2013).....	19
9. Esmerelda Perez (2002).....	16
Leah Legler (2008).....	16
Mikey Kenney (2012).....	16

### WALKS

1. Mikey Kenney (2013).....	43
2. Erica Sigala (2004).....	40
Sandy James (2013).....	40
4. Sandy James (2011).....	37
Sandy James (2012).....	37
6. Shelby Johnson (2013).....	35
7. Emily Bledsoe (2011).....	31
8. Emily Bledsoe (2012).....	29
9. Mikey Kenney (2011).....	28
Raven Richardson (2012).....	28

### HIT BY PITCH

1. Lea Hopson (2014).....	17
2. Robyn Wike (2007).....	16
3. Emily Bledsoe (2012).....	15
4. Mikey Kenney (2010).....	10
Robyn Wike (2008).....	10
6. Sydney Tapia (2014).....	9
Mikey Kenney (2013).....	9
Cydney Allen (2011).....	9
Mikey Kenney (2011).....	9
Robyn Wike (2006).....	9
Jennifer Corkin (2005).....	9
Natalie Enderlin (2004).....	9

### STRIKEOUTS

1. Heather Parker (2006).....	49
2. Rebecca Eimen (2002).....	47
Heather Parker (2004).....	47
Jennifer Bowers (2008).....	47
5. Paula Workman (1999).....	46
6. Eva Harshman (2002).....	45
7. Shauna Briggs (2000).....	44
Heather Parker (2005).....	44
9. Raven Richardson (2010).....	43
Andrea Joachims (2003).....	43
Heather Parker (2007).....	43

### SACRIFICE HITS

1. Elizabeth Eimen (2009).....	17
2. Jenny Kohler (1999).....	16
3. Devin Zaragoza (2008).....	15
4. Stephanie Drewry (2011).....	14
Stephanie Drewry (2010).....	14
6. Leah Legler (2008).....	12
Christina Munoz (1997).....	12
8. 6 players.....	11

### SACRIFICE FLIES

1. Jennifer Corkin (2007).....	5
2. Logan Hall (2011).....	4
Sandy James (2012).....	4
Emily Bledsoe (2012).....	4
Cassie McClure (2014).....	4
6. Emily Bledsoe (2011).....	3
Randi Tongate (2010).....	3
Megan Shupp (2009).....	3
Carmen Grindell (2001).....	3
Kristi Robles (2002).....	3
10. 30 players.....	2

**ALL-TIME SEASON TOP 10 (PITCHING)****EARNED RUN AVERAGE***(MIN. 80 IP)*

1. Amanda Renfro (2001) .....	1.08
2. Amanda Renfro (1998) .....	1.28
3. Amanda Renfro (2000) .....	1.35
4. Amanda Renfro (1999) .....	1.49
5. Emily Hayes (1998) .....	1.71
6. Emily Hayes (1997) .....	1.93
7. Ashley Jacobs (2010) .....	2.01
8. Emily Hayes (1999) .....	2.20
9. Brittany Talley (2012) .....	2.21
10. Cara Custer (2012) .....	2.33

**WINS**

1. Amanda Renfro (2001) .....	34
2. Cara Custer (2012) .....	25
3. Amanda Renfro (1998) .....	23
4. Amanda Renfro (1999) .....	21
5. Ashly Jacobs (2007) .....	17
6. Danielle Brady (1997) .....	16
7. Ashly Jacobs (2010) .....	15
8. Amanda Renfro (2000) .....	15
9. Brittany Talley (2011) .....	14
Emily Hayes (1998) .....	14
Emily Hayes (1999) .....	14
Erin Crawford (2005) .....	14
Cara Custer (2013) .....	14
Gretchen Aucoin (2014) .....	14

**LOSSES**

1. Amanda Renfro (2000) .....	21
2. Amanda Renfro (1999) .....	20
3. Aimee Stines (2003) .....	19
4. Amanda Renfro (2001) .....	18
Erin Crawford (2006) .....	18
Alex Watkins (2009) .....	18
Ashly Jacobs (2009) .....	18
8. Jenny Cannon (1996) .....	16
Cara Custer (2013) .....	16
10. Danielle Brady (1996) .....	15
Erin Crawford (2003) .....	15
Erin Crawford (2004) .....	15
Ashly Jacobs (2007) .....	15
Ashly Jacobs (2008) .....	15

**SAVES**

1. Gretchen Aucoin (2014) .....	6
2. Erin Crawford (2006) .....	4
3. Amanda Renfro (2000) .....	3
Aimee Stines (2003) .....	3
Julie Hauck (2005) .....	3
Brittany Talley (2011) .....	3
Kermitria Ward (2011) .....	3
Cara Custer (2012) .....	3
Cara Custer (2014) .....	3
10. Maggie Ayres (2001) .....	2
Julie Hauck (2006) .....	2
Ashly Jacobs (2008) .....	2
Tye Coats (2008) .....	2
Karli Merlich (2010) .....	2
Hillary Phillips (2010) .....	2
Gretchen Aucoin (2013) .....	2

**APPEARANCES**

1. Amanda Renfro (2001) .....	58
2. Amanda Renfro (2000) .....	46
3. Erin Crawford (2006) .....	44
4. Cara Custer (2012) .....	43
5. Amanda Renfro (1998) .....	41
Cara Custer (2013) .....	41
7. Ashly Jacobs (2007) .....	40
8. Amanda Renfro (1999) .....	40
9. Brittany Talley (2013) .....	39
10. Ashly Jacobs (2008) .....	38
Arnie Stines (2003) .....	38

**GAMES STARTED**

1. Amanda Renfro (2001) .....	46
2. Amanda Renfro (1999) .....	42
3. Amanda Renfro (1998) .....	36
Amanda Renfro (2000) .....	36
5. Cara Custer (2012) .....	34
6. Ashly Jacobs (2007) .....	33
7. Ashly Jacobs (2008) .....	30
8. Ashly Jacobs (2010) .....	29
Cara Custer (2013) .....	29
10. Ashly Jacobs (2009) .....	28
Erin Crawford (2006) .....	28

**COMPLETE GAMES**

1. Amanda Renfro (1999) .....	40
2. Amanda Renfro (2001) .....	39
3. Amanda Renfro (1998) .....	36
4. Amanda Renfro (2000) .....	34
5. Emily Hayes (1997) .....	20
6. Danielle Brady (1997) .....	19
7. Cara Custer (2012) .....	18
8. Ashly Jacobs (2007) .....	16
Emily Hayes (1999) .....	16
10. Arnie Stines (2003) .....	15

**SHUTOUTS**

1. Amanda Renfro (2001) .....	16
2. Amanda Renfro (1998) .....	13
3. Amanda Renfro (1999) .....	8
Amanda Renfro (2000) .....	8
5. Brittany Talley (2011) .....	5
Kelsey Dennis (2011) .....	5
Ashly Jacobs (2010) .....	5
Cara Custer (2012) .....	5
8. Emily Hayes (1999) .....	4
Keely Tucker (2004) .....	4
Ashly Jacobs (2007) .....	4

**INNINGS PITCHED**

1. Amanda Renfro (2001) .....	351.1
2. Amanda Renfro (1999) .....	305.2
3. Amanda Renfro (2000) .....	269.0
4. Amanda Renfro (1998) .....	256.2
5. Cara Custer (2012) .....	210.1
6. Ashly Jacobs (2007) .....	204.2
7. Erin Crawford (2006) .....	182.0
8. Ashly Jacobs (2008) .....	181.0
9. Cara Custer (2013) .....	174.0
10. Arnie Stines (2003) .....	172.0

**HITS ALLOWED**

1. Amanda Renfro (2001) .....	243
2. Amanda Renfro (1999) .....	234
3. Ashly Jacobs (2007) .....	216
4. Ashly Jacobs (2009) .....	195
5. Emily Hayes (1996) .....	194
Jenny Cannon (1996) .....	194
7. Ashly Jacobs (2008) .....	191
8. Arnie Stines (2003) .....	189
9. Alex Watkins (2009) .....	184
Erin Crawford (2006) .....	184
Amanda Renfro (1998) .....	184

**WALKS**

1. Alex Watkins (2009) .....	88
2. Ashly Jacobs (2007) .....	87
3. Cara Custer (2012) .....	86
4. Amanda Renfro (2001) .....	79
5. Ashly Jacobs (2009) .....	78
Tye Coats (2008) .....	78
7. Ashly Jacobs (2010) .....	77
8. Arnie Stines (2003) .....	70
9. Cara Custer (2013) .....	64
10. Karli Merlich (2010) .....	63

**STRIKEOUTS**

1. Amanda Renfro (2001) .....	421
2. Amanda Renfro (2000) .....	283
3. Amanda Renfro (1999) .....	273
4. Amanda Renfro (1998) .....	249
5. Cara Custer (2012) .....	156
6. Ashly Jacobs (2007) .....	152
7. Gretchen Aucoin (2014) .....	141
8. Alex Watkins (2009) .....	130
9. Erin Crawford (2004) .....	128
10. Erin Crawford (2006) .....	126

**WINNING PERCENTAGE***(Min. 25 Decisions)*

1. Cara Custer (2012) .....	694 (25-11)
2. Amanda Renfro (2001) .....	654 (34-18)
3. Amanda Renfro (1998) .....	638 (23-13)
4. Danielle Brady (1997) .....	571 (16-12)
5. Erin Crawford (2005) .....	560 (14-11)
6. Ashly Jacobs (2007) .....	531 (17-15)
7. Amanda Renfro (1999) .....	512 (21-20)

**WINNING PERCENTAGE***(Min. 10 Decisions)*

1. Sarah Losleben (2005) .....	800 (8-2)
2. Karli Merlich (2010) .....	786 (11-3)
3. Emily Hayes (1998) .....	737 (14-5)
4. Brittany Talley (2012) .....	706 (12-5)
5. Cara Custer (2012) .....	694 (25-11)
6. Kelsey Dennis (2011) .....	684 (13-6)
7. Brittany Talley (2011) .....	667 (14-7)
8. Amanda Renfro (2001) .....	654 (34-18)
9. Brittany Talley (2013) .....	943 (9-5)
10. Amanda Renfro (1998) .....	638 (23-13)



**ALL-TIME CAREER TOP 10 (OFFENSE)****BATTING AVERAGE***(Min. 190 AB)*

1. Kim Martinez (1997,1999) .....	386
2. Sandy Butler (1998-2001) .....	337
3. Mikey Kenney (2010-13) .....	326
4. Sandy James (2011-13) .....	323
5. Logan Hall (2010-12) .....	319
6. Emily Bledsoe (2009-12) .....	317
7. Cydney Allen (2011-12) .....	316
8. Elyssa Sigala (2003-04) .....	315
Adriana Perez (2012-13) .....	315
10. Leah Legler (2007-10) .....	312
Ashley Parker (2004-07) .....	312
Kelly Rhyne (2003-05) .....	312

**AT BATS**

1. Sandy Butler (1998-2001) .....	760
2. Paula Workman (1997-2000) .....	675
3. Mikey Kenney (2010-13) .....	660
3. Ashley Parker (2004-07) .....	642
5. Eva Harshman (1999-2002) .....	630
6. Emily Bledsoe (2009-12) .....	623
7. Tamara Harrington (1997-2000) .....	622
8. Leah Legler (2007-10) .....	590
9. Jennifer Corkin (2005-08) .....	560
10. Andrea Joachims (2000-04) .....	538

**HITS**

1. Sandy Butler (1998-2001) .....	256
2. Mikey Kenney (2010-13) .....	215
3. Ashley Parker (2004-07) .....	200
4. Emily Bledsoe (2009-12) .....	198
5. Leah Legler (2007-10) .....	184
6. Jennifer Corkin (2005-08) .....	168
7. Logan Hall (2010-12) .....	165
8. Paula Workman (1997-00) .....	163
9. Kelly Rhyne (2003-05) .....	153
Sandy James (2011-13) .....	153

**RUNS**

1. Mikey Kenney (2010-13) .....	197
2. Emily Bledsoe (2009-12) .....	147
3. Paula Workman (1997-2000) .....	135
4. Sandy Butler (1998-2001) .....	122
5. Ashley Parker (2004-07) .....	112
6. Leah Legler (2007-10) .....	105
7. Raven Richardson (2010-12) .....	103
8. Logan Hall (2010-12) .....	98
9. Sandy James (2011-13) .....	93
10. Ashley Hamada (2009-12) .....	87

**RBI**

1. Mikey Kenney (2010-13) .....	149
2. Sandy James (2011-13) .....	147
3. Paula Workman (1997-2000) .....	114
Emily Bledsoe (2009-12) .....	114
5. Logan Hall (2010-12) .....	112
6. Jennifer Corkin (2005-08) .....	107
Kim Martinez (1997, 1999) .....	107
8. Adriana Perez (2011-13) .....	105
9. Raven Richardson (2010-12) .....	94
10. Montana Patin (2006-08) .....	85

**HOME RUNS**

1. Mikey Kenney (2010-13) .....	45
2. Sandy James (2011-13) .....	36
3. Adriana Perez (2012-13) .....	29
4. Kim Martinez (1997, 1999) .....	27
5. Paula Workman (1997-2000) .....	23
6. Jennifer Corkin (2005-08) .....	21
Raven Richardson (2010-12) .....	21
8. Emily Bledsoe (2009-12) .....	18
9. Jennifer Bowers (2005-08) .....	17
10. Cydney Allen (2011-12) .....	16

**TRIPLES**

1. Denise Jackson (1997-98) .....	8
Paula Workman (1997-2000) .....	8
3. Emily Bledsoe (2009-12) .....	7
4. Whitney Riley (2005-08) .....	6
5. Leah Legler (2007-10) .....	5
Jennifer Bowers (2005-08) .....	5
Kim Martinez (1997,1999) .....	5
8. Kristi Robles (2002-03) .....	4
Tamara Harrington (1997-2000) .....	4
Ellen Middleton (1997-98) .....	4
Mikey Kenney (2010-13) .....	4

**DOUBLES**

1. Emily Bledsoe (2009-12) .....	48
2. Logan Hall (2010-12) .....	44
3. Mikey Kenney (2010-13) .....	40
4. Jennifer Corkin (2005-08) .....	36
Kim Martinez (1997,1999) .....	36
6. Sandy James (2011-13) .....	35
7. Paula Workman (1997-2000) .....	32
Eva Harshman (1999-2002) .....	32
9. Kelly Rhyne (2003-05) .....	30
10. Brandy Moulin (2004-07) .....	24

**STOLEN BASES**

1. Sandy Butler (1998-2001) .....	84
2. Ashley Parker (2004-07) .....	78
3. Mikey Kenney (2010-13) .....	47
4. Leah Legler (2007-10) .....	39
5. Emily Bledsoe (2009-12) .....	36
Sydni Emanuel (2014) .....	36
7. Stephanie Walls (1997-99) .....	30
8. Heather Parker (2004-07) .....	28
9. Eva Harshman (1999-2002) .....	27
10. Devin Zaragoza (2005-08) .....	25

**WALKS**

1. Sandy James (2011-13) .....	114
2. Mikey Kenney (2010-13) .....	112
3. Emily Bledsoe (2009-12) .....	85
4. Paula Workman (1997-2000) .....	78
5. Jennifer Corkin (2005-08) .....	76
6. Raven Richardson (2010-12) .....	64
7. Sandy Butler (1998-2001) .....	59
8. Kelly Rhyne (2003-05) .....	57
Tamara Harrington (1997-2000) .....	57
10. Montana Patin (2006-08) .....	46

**GAMES PLAYED**

1. Sandy Butler (1998-2001) .....	241
2. Paula Workman (1997-2000) .....	239
3. Eva Harshman (1999-2002) .....	231
4. Tamara Harrington (1997-2000) .....	229
Emily Bledsoe (2009-12) .....	229
6. Mikey Kenney (2010-13) .....	226
7. Ashley Hamada (2009-12) .....	216
8. Jennifer Corkin (2005-08) .....	210
Andrea Joachims (2000-04) .....	210
10. Heather Parker (2004-07) .....	204

## ALL-TIME CAREER TOP 10 (PITCHING)

### PTICING: ERA (MIN. 100 IP)

1. Amanda Renfro (1998-2001).....	1.28
2. Brittany Talley (2011-14).....	2.61
3. Emily Hayes (1996-99).....	2.62
4. Erin Crawford (2003-06).....	2.71
5. Ashly Jacobs (2007-10).....	2.92
6. Julie Hauck (2004-06).....	3.02
7. Kristina Blair (2002-03).....	3.13
8. Kelsey Dennis (2011-12).....	3.21
9. Ashley Brokeshoulder (2010-13).....	3.48
10. Tye Coats (2008-09).....	3.84
Amie Stines (2002-03).....	3.84

### WINS

1. Amanda Renfro (1998-01).....	93
2. Ashly Jacobs (2007-10).....	51
Cara Custer (2012-present).....	51
4. Brittany Talley (2011-2014).....	44
5. Erin Crawford (2003-06).....	42
6. Emily Hayes (1996-99).....	35
7. Danielle Brady (1996-98).....	24
8. Sarah Losleben (2005-08).....	22
9. Gretchen Aucoin (2013-14).....	20
10. Ashley Brokeshoulder (2010-13).....	18

### LOSSES

1. Amanda Renfro (1998-2001).....	72
2. Ashly Jacobs (2007-10).....	57
3. Erin Crawford (2003-06).....	43
4. Emily Hayes (1996-99).....	39
5. Amie Stines (2002-03).....	32
6. Danielle Brady (1996-98).....	28
Julie Hauck (2004-06).....	28
8. <b>Cara Custer (2012-present).....</b>	<b>27</b>
9. Alex Watkins (2006-09).....	24
Sarah Losleben (2005-08).....	24

### SAVES

1. Gretchen Aucoin (2013-14).....	8
2. Cara Custer (2012-present).....	7
3. Amanda Renfro (1998-01).....	6
Erin Crawford (2003-06).....	6
Julie Hauck (2004-06).....	6
6. Brittany Talley (2011-14).....	5
6. Amie Stines (2002-03).....	3
Kermitria Ward (2011-12).....	3
9. Ashly Jacobs (2007-10).....	2
Karli Merlich (2009-11).....	2
Tye Coats (2008-09).....	2
Sarah Losleben (2005-08).....	2
Maggie Ayres (2001-02).....	2
Hillary Phillips (2010).....	2
Ashley Brokeshoulder (2010-13).....	2

### GAMES STARTED

1. Amanda Renfro (1998-2001).....	160
2. Ashly Jacobs (2007-10).....	120
3. Erin Crawford (2003-06).....	96
4. Emily Hayes (1996-99).....	85
5. Cara Custer (2012-present).....	77
Brittany Talley (2011-14).....	77
7. Danielle Brady (1996-98).....	48
8. Julie Hauck (2004-06).....	43
9. Amie Stines (2002-03).....	42
10. Sarah Losleben (2005-08).....	38

### COMPLETE GAMES

1. Amanda Renfro (1998-01).....	147
2. Emily Hayes (1996-99).....	64
3. Ashly Jacobs (2007-10).....	52
4. Erin Crawford (2003-06).....	38
5. Danielle Brady (1996-98).....	30
6. Cara Custer (2012-present).....	27
7. Brittany Talley (2011-14).....	21
7. Amie Stines (2002-03).....	20
9. Sarah Losleben (2005-08).....	17
10. Jenny Cannon (1996-98).....	15

### INNINGS PITCHED

1. Amanda Renfro (1998-2001).....	1,181.2
2. Ashly Jacobs (2007-10).....	698.0
3. Erin Crawford (2003-06).....	614.2
4. Emily Hayes (1996-99).....	556.1
5. Cara Custer (2012-present).....	489.0
6. Brittany Talley (2011-14).....	461.0
7. Sarah Losleben (2005-08).....	341.0
8. Amie Stines (2002-03).....	268.0
9. Danielle Brady (1996-98).....	266.2
10. Julie Hauck (2004-06).....	255.0

### APPEARANCES

1. Amanda Renfro (1998-01).....	195
2. Ashly Jacobs (2007-10).....	149
3. Erin Crawford (2003-06).....	146
4. Brittany Talley (2011-14).....	130
5. Sarah Losleben (2005-08).....	116
Cara Custer (2012-present).....	116
7. Emily Hayes (1996-99).....	106
8. Julie Hauck (2004-06).....	74
9. Amie Stines (2002-03).....	65
10. Ashley Brokeshoulder (2010-13).....	63

### RUNS ALLOWED

1. Ashly Jacobs (2007-10).....	379
2. Erin Crawford (2003-06).....	341
3. Amanda Renfro (1998-01).....	314
4. Emily Hayes (1996-99).....	310
5. Cara Custer (2012-present).....	283
6. Sarah Losleben (2005-08).....	258
7. Danielle Brady (1996-98).....	219
8. Brittany Talley (2011-14).....	218
9. Amie Stines (2002-03).....	187
10. Alex Watkins (2006-09).....	183

### WALKS

1. Ashly Jacobs (2007-10).....	304
2. Amanda Renfro (1998-01).....	221
3. Cara Custer (2012-present).....	206
4. Erin Crawford (2003-06).....	179
5. Emily Hayes (1996-99).....	158
6. Sarah Losleben (2005-08).....	136
7. Alex Watkins (2006-09).....	131
9. Brittany Talley (2011-14).....	112
8. Amie Stines (2002-03).....	111
10. Kristina Blair (2002-03).....	82

### FEWEST WALKS PER 7 INNINGS

(Min. 100 IP)

1. Amanda Renfro (1998-01).....	1.31
Brittany Talley (2011-14).....	1.70
3. Danielle Brady (1996-97).....	1.74
4. Emily Hayes (1996-97).....	1.99
5. Kelsey Dennis (2011-12).....	2.01
6. Erin Crawford (2003-06).....	2.04
7. Julie Hauck (2004-06).....	2.17
8. Jenny Cannon (1996-97).....	2.45
Ashley Brokeshoulder (2010-13).....	2.45
10. Gretchen Aucoin (2013-14).....	2.50

### STRIKEOUTS

1. Amanda Renfro (1998-01).....	1,226
2. Ashly Jacobs (2007-10).....	470
3. Erin Crawford (2003-06).....	436
4. Cara Custer (2012-present).....	346
5. Emily Hayes (1996-99).....	319
6. Sarah Losleben (2005-08).....	298
7. Brittany Talley (2011-14).....	280
8. Gretchen Aucoin (2013-14).....	217
9. Alex Watkins (2006-09).....	181
10. Amie Stines (2002-03).....	157

### STRIKEOUTS PER 7 INNINGS

(Min. 100 IP)

1. Gretchen Aucoin (2013-14).....	7.87
2. Amanda Renfro (1998-01).....	7.26
3. Sarah Losleben (2005-08).....	6.12
4. Alex Watkins (2006-09).....	5.62
5. Kelsey Dennis (2011-12).....	5.11
6. Ashley Brokeshoulder (2010-13).....	4.94
7. Erin Crawford (2003-06).....	4.92
8. Tye Coats (2008-09).....	4.75
9. Ashly Jacobs (2007-10).....	4.71
10. Brittany Talley (2011-14).....	4.25

# YEAR BY YEAR RESULTS

1981 HEAD COACH: CINDY CARLETON

RECORD: 8-21

Sadly, no records exist other than the overall results.

1982

HEAD COACH: CINDY CARLETON

RECORD: 4-16

OPPONENT	SCORE
New Mexico State%	L, 1-0
Arizona State%	L, 7-0
Pacific%	L, 8-0
Cal-Poly Pomona%	L, 9-0
New Mexico%	L, 8-1
Illinois State	L, 14-3
Angelo State	L, 9-2
Oklahoma City	W, 7-5
West Texas State	L, 4-2
West Texas State	L, 10-0
West Texas State	W, 4-3
West Texas State	L, 4-3
West Texas State	L, 7-2
West Texas State	L, 6-5
Sam Houston State\$	L, 5-1
Central State\$	L, 10-1
Angelo State\$	W, 8-1
Baylor\$	L, 3-0
Oklahoma City\$	L, 3-1
Angelo State\$	W, 12-3

% - Arizona State Tournament, Tempe, Ariz.  
\$ - Texas-Arlington Invitational

1983

HEAD COACH: KATHY WELTER

RECORD: 19-19-3

DATE	OPPONENT	SCORE
2-26	NEW MEXICO	L, 1-0
2-26	NEW MEXICO	L, 4-0
2-27	NEW MEXICO	L, 4-2
3-3	at West Texas St.	L, 5-4
3-3	at West Texas St.	W, 15-0
3-7	SOUTH DAKOTA ST.	W, 7-0
3-7	SOUTH DAKOTA ST.	W, 10-0
3-10	vs. Eastern Arizona#	L, 5-4
3-10	at New Mexico State#	L, 6-0
3-10	vs. Nebraska#	L, 3-2 (8)
3-10	vs. Northern Arizona#	W, 6-5
3-14	vs. IUPUI-Indianapolis\$	T, 0-0
3-14	vs. Sacred Heart\$	L, 3-0
3-16	vs. IUPUI-Indianapolis\$	T, 1-1 (6)
3-17	vs. Akron\$	T, 1-1
3-17	vs. Virginia\$	W, 8-0
3-18	vs. Virginia\$	W, 3-1
3-18	vs. Akron\$	T, 3-3 (6)
3-24	vs. Western Michigan%	W, 1-0
3-24	vs. Saint Mary's%	L, 4-3
3-29	WEST TEXAS ST.	W, 10-3
3-29	WEST TEXAS ST.	W, 6-2
4-8	vs. Utah State^	L, 3-0 (18)
4-8	vs. Sam Houston State^	W, 2-1 (10)
4-8	vs. McNeese State^	L, 5-2
4-9	vs. New Mexico^	L, 3-0
4-9	vs. West Texas St.^	L, 2-0
4-19	at West Texas St.	W, 6-3
4-19	at West Texas St.	L, 2-0
4-22	vs. Oklahoma City&	W, 9-0
4-22	vs. Baylor&	L, 1-0 (13)
4-22	vs. Texas Wesleyan&	W, 3-0
4-23	Oklahoma State&	L, 2-0
4-23	Central State (Okla.)&	L, 2-0
5-4	WEST TEXAS	L, 3-4 (10)
5-4	WEST TEXAS	L, 7-5

# - Roadrunner Invitational, Las Cruces, N.M.

\$ - Spring Games, Orlando, Fla.

% - American Legion Tourn., Bartlesville, Okla.

&amp; - UTA Tournament, Irving, Texas

1984

HEAD COACH: KATHY WELTER

RECORD: 24-14

DATE	OPPONENT	SCORE
2-25	vs. New Mexico StateW, 2-1	
2-25	at New Mexico	L, 4-1
2-25	at New Mexico	L, 2-0
2-26	vs. New Mexico State	W, 5-0
3-8	vs. Eastern Arizona@	L, 4-3
3-8	vs. Utah State@	L, 5-1
3-8	vs. Oklahoma State@	L, 2-0
3-9	vs. Pima College@	W, 2-1
3-10	vs. Oklahoma City@	W, 4-0
3-10	vs. Brigham Young@	W, 7-1
3-10	vs. Northern Arizona@	W, 2-1
3-11	vs. Kansas	W, 7-2
3-11	vs. Utah State	W, 1-0
3-13	vs. Northern Illinois	L, 5-0
3-13	vs. Southern Illinois	W, 7-0
3-14	vs. Iowa State	W, 2-1
3-14	vs. Arizona State	L, 11-0
3-15	vs. Arizona#	W, 3-2
3-16	vs. Kansas State#	W, 11-1
3-16	vs. Central Michigan#	L, 4-2
3-17	vs. Missouri#	L, 2-0
3-22	vs. Southwest Missouri	W, 4-1
4-6	vs. Sam Houston State%	W, 2-1
4-6	vs. McNeese%	W, 3-2
4-7	vs. Louisiana Tech%	W, 2-0 (18)
4-7	at Texas A&M%	W, 1-0
4-8	vs. Cal-State Fullerton%	L, 2-0
4-8	vs. Baylor%	L, 1-0 (24)
4-13	vs. S.W. Louisiana^	L, 5-3
4-13	at Texas-Arlington^	W, 4-0
4-13	vs. Lamar^	L, 1-0
4-14	at Texas-Arlington^	W, 4-0
4-14	vs. S.W. Louisiana^	W, 3-0
4-14	vs. Northeast Louisiana^	L, 5-0
4-28	vs. Western Illinois	W, 5-3
4-28	at Missouri	W, 1-0
4-29	vs. Evansville	W, 3-0
4-29	at Missouri	W, 2-1 (24)

@ - Roadrunner Invitat., Las Cruces, N.M.

# - Sooner Invitational, Norman, Okla.

\$ - Aggie Invitational, College Station, Texas

% - UTA Invitational, Arlington, Texas

1985

HEAD COACH: KATHY WELTER

RECORD: 21-18

DATE	OPPONENT	SCORE
2-23	New Mexico	L, 7-2
2-24	New Mexico	L, 5-0
2-24	New Mexico	W, 2-1
2-23	New Mexico	W, 2-1
3-7	vs. Metropolitan St.@	W, 12-0
3-7	vs. Pima Comm. College@	W, 7-6
3-7	vs. Utah@	L, 5-2
3-8	vs. Oklahoma@	L, 4-2
3-8	vs. Minnesota@	W, 2-0
3-8	vs. Utah State@	W, 3-0
3-9	vs. Northern Arizona@	W, 3-1
3-9	vs. Utah@	L, 2-0
3-11	Indiana	L, 5-1
3-11	Indiana	W, 5-3
3-12	Kansas	L, 3-2
3-12	Southern Illinois	W, 3-0
3-14	vs. Illinois State#	W, 2-1
3-14	vs. Wichita State#	W, 5-1
3-15	vs. Nebraska#	L, 5-0
3-16	vs. New Mexico#	L, 7-1
3-21	Mankato State\$	W, 7-0
3-21	Colorado State\$	W, 4-3
3-21	New Mexico State\$	L, 3-2 (8)
3-22	Mankato State\$	W, 3-0
3-22	New Mexico State\$	L, 1-0
3-23	Mankato State\$	W, 10-2
3-23	New Mexico State\$	L, 2-1
4-12	at Baylor%	L, 2-0
4-12	vs. Oklahoma City%	W, 1-0
4-12	at Baylor%	W, 2-1
4-13	vs. Oklahoma City%	W, 3-2
4-13	at Baylor%	W, 3-0
4-13	vs. Oklahoma City%	W, 2-1 (8)
4-18	at Pacific^	L, 7-0
4-18	vs. Oregon State^	L, 2-0
4-19	vs. New Mexico^	L, 4-2
4-19	vs. Arizona State^	L, 1-0
4-20	vs. San Diego State^	L, 4-1
4-20	vs. San Francisco State^	W, 4-3 (10)

@ - Roadrunner Tournament, Las Cruces, N.M.

# - Sooner Invitational, Norman, Okla.

\$ - Texas Tech Spring Tourn.,

Lubbock, Texas

% - Baylor Invitational, Waco, Texas

^ - Pacific Invitational, Stockton, Calif.

## YEAR BY YEAR RESULTS

1996

HEAD COACH: RENEE LUERS-GILLESPIE  
RECORD: 4-44 • Big 12: 1-20  
FIRST SEASON OF BIG 12 PLAY

DATE	OPPONENT	SCORE
2-10	at Texas-San Antonio	L, 2-1
2-10	at Texas-San Antonio	L, 5-4
2-11	at Southwest Texas	W, 5-3 (15)
2-11	at Southwest Texas	L, 5-4
2-23	vs. Oklahoma City@	L, 5-1
2-23	vs. Texas-Arlington@	W, 4-0
2-23	vs. Stephen F. Austin@	L, 2-0
2-24	vs. Nicholls State@	L, 8-0
2-24	vs. McNeese State@	L, 3-2
2-25	vs. Northeast Louisiana@	L, 8-2
2-29	vs. Southern Utah%	L, 4-3
2-29	vs. New Mexico State%	W, 4-3
3-1	vs. New Mexico%	L, 13-2
3-1	vs. Kansas%	L, 6-2
3-2	vs. Wichita State%	L, 6-0
3-2	vs. Stephen F. Austin%	L, 5-3
3-2	vs. Colorado State%	W, 7-5
3-8	TULSA ~	L, 11-9 (8)
3-9	OKLAHOMA CHRISTIAN~	L, 11-9
3-9	TULSA~	L, 12-4
3-9	BAYLOR ~	L, 9-0
3-10	OKLAHOMA CITY~	L, 7-5
3-10	TULSA ~	L, 15-4
3-10	OKLAHOMA CHRISTIAN~	L, 6-1
3-11	BAYLOR ~	L, 13-6
3-11	BAYLOR ~	L, 2-1
3-30	OKLAHOMA STATE*	L, 7-4
3-30	OKLAHOMA STATE*	L, 16-8
3-31	OKLAHOMA STATE*	L, 18-3
4-3	TEXAS A&M*	L, 11-0
4-3	TEXAS A&M*	L, 9-5
4-6	at Iowa State*	L, 8-0
4-6	at Iowa State*	L, 11-1
4-7	at Iowa State*	L, 8-0
4-13	KANSAS*	L, 5-1
4-13	KANSAS*	W, 5-4
4-14	KANSAS*	L, 4-0
4-17	at Texas A&M*	L, 8-0
4-17	at Texas A&M*	L, 4-3
4-20	MISSOURI*	L, 15-4
4-20	MISSOURI*	L, 10-2
4-21	MISSOURI*	W, 7-5
4-27	at Nebraska*	L, 10-0
4-27	at Nebraska*	L, 13-0
5-4	at Oklahoma*	L, 6-2
5-4	at Oklahoma*	L, 7-0
5-5	at Oklahoma*	L, 6-1
5-10	vs. Iowa State#	L, 4-3

@ - Mardi Gras Classic - Monroe, La.  
% - Troy Cox Invitational - Las Cruces, N.M.  
~ - Red Raider Invitational - Lubbock, Texas  
\* - Big 12 game  
# - Big 12 Tournament - Oklahoma City, Okla.

1997

HEAD COACH: RENEE LUERS-GILLESPIE  
RECORD: 34-29-1 • BIG 12: 1-13

DATE	OPPONENT	SCORE
2-1	at Stephen F. Austin	W, 4-0
2-1	at Stephen F. Austin	W, 7-4
2-2	at Sam Houston State	L, 7-2
2-2	at Sam Houston State	L, 2-0
2-8	at Southwest Texas State	W, 3-1
2-8	at Southwest Texas State	W, 8-7
2-9	at Texas Women's University	W, 3-0
2-9	at Texas Women's University	T, 1-1
2-14	vs. Centenary!	W, 7-0
2-15	vs. Tennessee!	L, 3-0
2-15	vs. Northeast Louisiana!	L, 4-2
2-16	vs. Sam Houston State!	W, 10-1
2-16	vs. Detroit!	W, 10-0
2-18	ABILENE CHRISTIAN	W, 8-0
2-18	ABILENE CHRISTIAN	W, 10-0
2-21	vs. Southern Utah\$	W, 3-1
2-21	at Texas-San Antonio\$	W, 3-2
2-21	vs. Texas-Arlington\$	L, 3-1
2-22	at Texas-San Antonio\$	W, 6-1
2-23	at Texas-San Antonio\$	L, 2-0
2-24	vs. Texas-Arlington\$	W, 4-3
2-27	vs. New Mexico%	L, 3-0
2-27	vs. Loyola%	W, 9-8
2-28	vs. Furman%	W, 6-3
2-28	vs. Baylor%	L, 6-1
3-1	vs. Wichita State%	W, 3-2
3-1	at New Mexico State%	W, 6-2
3-2	vs. Minnesota%	L, 7-4
3-8	NEW MEXICO STATE~	L, 2-0
3-8	OKLAHOMA CITY~	L, 12-1
3-8	PURDUE~	L, 4-2
3-9	PURDUE~	L, 7-1
3-9	OKLAHOMA CITY~	L, 4-1
3-16	vs. Middle Tennessee&	W, 4-2
3-17	vs. Liberty&	W, 8-2
3-17	vs. Vermont&	W, 4-2
3-19	vs. Cornell&	W, 9-1
3-19	vs. Morehead&	W, 4-3
3-21	vs. Liberty&	L, 3-1
3-21	vs. Brown&	W, 11-1
3-22	vs. Wisconsin-Green Bay&	W, 7-0
3-22	vs. Army&	W, 10-3
3-24	vs. Hartford&	W, 4-2
3-25	at Abilene Christian	W, 6-4
3-25	at Abilene Christian	W, 6-0
3-27	EASTERN NEW MEXICO	W, 15-1
3-27	EASTERN NEW MEXICO	W, 10-2
3-29	KANSAS *	L, 7-0
3-29	KANSAS*	L, 7-4
3-30	MISSOURI*	L, 10-0
3-30	MISSOURI*	L, 10-4
4-1	TEXAS-PERMIAN BASIN	W, 18-0
4-1	TEXAS-PERMIAN BASIN	W, 19-0
4-5	at Oklahoma State*	L, 11-1
4-5	at Oklahoma State*	L, 9-5
4-6	at Oklahoma*	L, 3-0
4-6	at Oklahoma*	L, 6-2
4-13	vs. Nebraska*	W, 8-5
4-13	vs. Nebraska*	L, 5-2
4-19	at Baylor*	L, 1-0
4-19	at Baylor*	L, 3-0
4-27	TEXAS*	L, 3-0
4-28	TEXAS*	L, 6-0
5-2	vs. Baylor#	L, 1-0

! - UT-Arlington Tournament - Arlington, Texas  
\$ - UTSA Tournament - San Antonio, Texas  
% - Troy Cox Invitational - Las Cruces, N.M.  
~ - Texas Tech Invitational - Lubbock, Texas  
& - Rebel Games - Orlando, Fla.  
\* - Big 12 game  
# - Big 12 Tournament - Oklahoma City, Okla.

1998

HEAD COACH: RENEE LUERS-GILLESPIE  
RECORD: 45-19 • BIG 12: 10-7

DATE	OPPONENT	SCORE
2-7	vs. Western New Mexico!	W, 15-0
2-7	vs. Eastern New Mexico!	W, 9-1
2-7	at New Mexico!	W, 1-0
2-8	at New Mexico!	L, 6-3
2-8	at New Mexico!	W, 8-6
2-8	vs. Adams State!	W, 13-4
2-16	SOUTHWEST TEXAS	W, 3-0
2-16	SOUTHWEST TEXAS	L, 3-0
2-18	EASTERN NEW MEXICO	W, 3-0
2-18	EASTERN NEW MEXICO	W, 4-2
2-20	at Florida@	L, 2-0
2-20	at Florida@	L, 2-1
2-21	vs. Southwest Texas@	W, 4-2
2-21	vs. Southwest Texas@	W, 2-1
2-24	ABILENE CHRISTIAN	W, 6-0
2-24	ABILENE CHRISTIAN	W, 8-2
2-27	vs. Northeastern Illinois\$	W, 8-0
2-28	vs. Eastern Kentucky\$	W, 10-1
2-28	vs. Tennessee-Chattanooga\$	W, 2-0
3-1	vs. Austin Peay\$	W, 15-0
3-1	vs. Northeastern Illinois\$	W, 4-0
3-1	at Alabama\$	W, 2-1
3-4	at Eastern New Mexico	W, 10-2
3-4	at Eastern New Mexico	W, 9-1
3-6	vs. San Diego State^	W, 6-2
3-6	vs. San Diego State^	L, 1-0
3-7	at Arizona^	L, 10-0
3-7	at Arizona^	W, 6-0
3-8	vs. Oklahoma^	W, 1-0
3-12	vs. Southwest Louisiana%	L, 2-0
3-12	vs. Nebraska%	W, 5-2
3-12	vs. Bowling Green%	W, 7-0
3-13	vs. Oklahoma Christian%	W, 14-4
3-13	vs. Bowling Green%	W, 4-0
3-17	at St. Mary's (Calif.)	W, 13-0
3-17	at St. Mary's (Calif.)	W, 7-3
3-18	at San Jose State	W, 1-0
3-18	at San Jose State	W, 5-2
3-20	at Santa Clara	W, 11-1
3-20	at Santa Clara	L, 4-3
3-21	at Stanford	L, 2-0
3-21	at Stanford	L, 3-1
3-28	at Kansas*	W, 3-1
3-28	at Kansas*	L, 5-0
3-29	at Missouri*	W, 1-0
3-29	at Missouri*	W, 2-1
4-1	at Abilene Christian	W, 7-6
4-1	at Abilene Christian	W, 9-3
4-4	OKLAHOMA STATE*	L, 8-4
4-4	OKLAHOMA STATE*	W, 1-0
4-5	OKLAHOMA*	L, 6-1
4-5	OKLAHOMA*	L, 8-0
4-10	NEBRASKA*	L, 4-3
4-10	NEBRASKA*	L, 6-1
4-11	IOWA STATE*	W, 2-1
4-11	IOWA STATE*	W, 1-0
4-18	BAYLOR*	W, 2-0
4-18	BAYLOR*	W, 7-6
4-25	at Texas A&M*	W, 3-1
4-25	at Texas A&M*	W, 2-1
4-26	at Texas*	L, 1-0
5-1	vs. Oklahoma State#	L, 1-0
5-1	vs. Iowa State#	W, 3-1
5-2	vs. Texas#	L, 3-0

! - Univ. of New Mexico Tourn., Albuquerque, N.M.  
@ - Univ. of Florida Invitational, Gainesville, Fla.  
\$ - Univ. of Alabama Tourn., Tuscaloosa, Ala.  
^ - Univ. of Arizona Tourn., Tuscon, Ariz.  
% - H.I.T. Tournament, Spring, Texas  
\* - Big 12 Conference  
# - Big 12 Tournament Oklahoma City, Okla.

## YEAR BY YEAR RESULTS

1999

HEAD COACH: RENEE LUERS-GILLESPIE

RECORD: 36-31 • BIG 12: 6-7

DATE	OPPONENT	SCORE
2-6	NEW MEXICO	W, 1-0
2-6	NEW MEXICO	L, 4-2
2-7	NEW MEXICO	L, 4-1
2-12	vs. Illinois-Chicago!	L, 5-3
2-12	vs. Southwest Texas!	L, 4-2
2-13	vs. Nicholls State!	W, 3-1
2-13	vs. Mississippi!	L, 2-0
2-14	vs. Arkansas!	W, 6-5
2-14	vs. Oklahoma State!	W, 11-3
2-14	vs. Northwestern!	W, 15-2
2-18	vs. Stanford\$	L, 1-0
2-19	vs. Long Beach State\$	L, 1-0
2-20	vs. Cal State Northridge\$	L, 8-0
2-20	vs. Sacramento State\$	W, 4-3
2-20	at San Diego State\$	W, 4-1
2-21	vs. UC Santa Barbara\$	L, 3-0
2-21	vs. Cal State Fullerton\$	W, 5-2
2-25	vs. New Mexico%	W, 4-2
2-25	vs. Northwestern%	W, 3-2
2-27	vs. Butler%	W, 10-4
2-27	vs. Penn State%	L, 2-1
2-27	vs. Minnesota%	W, 5-0
2-28	vs. New Mexico%	L, 3-0
3-5	vs. Kansas^	L, 1-0
3-5	vs. Notre Dame^	W, 8-3
3-6	vs. LSU^	L, 2-0
3-6	at Arizona^	L, 4-0
3-7	vs. LSU^	L, 4-3
3-10	NEW MEXICO STATE	W, 5-2
3-10	NEW MEXICO STATE	W, 5-4
3-12	vs. Iowa&	W, 4-0
3-12	vs. Wisconsin-Green Bay&	L, 3-0
3-12	at San Jose State&	W, 3-1
3-13	vs. California&	L, 1-0
3-13	vs. Arkansas&	L, 4-1
3-15	at Pacific	W, 1-0
3-15	at Pacific	W, 8-0
3-17	at Sonoma State	W, 3-0
3-17	at Sonoma State	W, 10-2
3-27	at Baylor*	L, 3-1
3-27	at Baylor*	L, 2-1
3-28	at Texas Lutheran	W, 8-0
3-28	at Texas Lutheran	W, 5-0
3-31	at New Mexico State	W, 3-1
3-31	at New Mexico State	L, 2-0
4-7	TEXAS-SAN ANTONIO	W, 5-4
4-7	TEXAS-SAN ANTONIO	L, 4-1
4-10	MISSOURI*	W, 4-3
4-10	MISSOURI*	W, 6-2
4-11	KANSAS*	L, 4-1
4-11	KANSAS*	W, 4-1
4-18	at Iowa State*	L, 4-0
4-18	at Iowa State*	W, 1-0
4-19	at Nebraska*	L, 1-0
4-19	at Nebraska*	L, 2-1
4-26	at Oklahoma*	W, 4-1
5-2	TEXAS A&M*	L, 5-1
5-2	TEXAS A&M*	W, 3-2
5-13	vs. Missouri#	L, 5-2
5-13	vs. Texas A&M#	W, 4-0
5-14	vs. Oklahoma#	W, 2-1
5-14	vs. Texas#	L, 1-0
5-20	vs. South Carolina@	W, 1-0
5-21	vs. Pacific@	W, 1-0
5-22	at Fresno State@	L, 3-1
5-22	vs. South Carolina@	W, 4-1
5-23	at Fresno State@	L, 5-0

! UT-Arlington Tournament Arlington, Texas

\$ San Diego State Tourn. San Diego, Calif.

% Troy Cox Classic Las Cruces, N.M.

^ Hillenbrand Invitational Tuscon, Ariz.

&amp; San Jose State Tourn. San Jose, Calif.

# Big 12 Tournament- Oklahoma City, Okla.

@ NCAA Regional, Fresno, Calif.

\* Big 12 game

2000

HEAD COACHES: RENEE LUERS-GILLESPIE/

CARLA MARCHETTI

RECORD: 19-36 • BIG 12: 7-10

DATE	OPPONENT	SCORE
2-4	vs. Colorado State!	L, 4-2
2-4	vs. Cal-State Fullerton!	L, 10-0
2-5	vs. Tulsa!	L, 4-2
2-5	vs. Colorado State!	L, 2-0
2-6	at New Mexico!	L, 3-0
2-6	at New Mexico!	L, 7-1
2-10	vs. #1 UCLA@	L, 3-2
2-11	vs. #15 Long Beach State@	L, 8-4
2-11	vs. #20 Hawaii@	L, 6-0
2-12	vs. #19 Texas@	W, 4-0
2-12	vs. Hofstra@	W, 3-2
2-13	vs. Hofstra@	L, 1-0
2-25	vs. Illinois-Chicago&	L, 2-0 (9)
2-25	vs. McNeese State&	W, 10-0
2-26	vs. Oregon State&	L, 3-0
2-26	vs. Penn State&	L, 5-2
2-26	vs. McNeese State&	W, 10-0
2-26	vs. Oregon&	L, 3-1
3-3	at Texas A&M-Corpus Christi\$	W, 5-0
3-4	vs. Missouri-Kansas City\$	L, 3-2
3-4	vs. Evansville\$	W, 4-1
3-4	at Texas A&M-Corpus Christi\$	W, 2-0
3-5	vs. Evansville\$	L, 1-0
3-9	vs. Cal-Poly SLO%	L, 2-0
3-9	at Fresno State%	L, 2-0
3-10	vs. #1 UCLA%	L, 7-0
3-11	vs. Mississippi%	W, 1-0
3-11	vs. Illinois State%	L, 4-0
3-12	vs. Iowa&	L, 3-0
3-15	TEXAS-SAN ANTONIO	W, 4-0
3-15	TEXAS-SAN ANTONIO	L, 5-1
3-18	NEW MEXICO STATE^	W, 5-4 (10)
3-18	SAN DIEGO STATE^	W, 6-4
3-19	SAN DIEGO STATE^	L, 2-1 (10)
3-19	NEW MEXICO STATE^	L, 5-2
3-25	OKLAHOMA STATE*	W, 5-0
3-26	OKLAHOMA STATE*	L, 6-5
4-2	NEBRASKA*	L, 5-1
4-2	NEBRASKA*	L, 2-1 (11)
4-8	at Kansas*	W, 8-0
4-9	at Kansas*	W, 1-0
4-11	TEXAS*	L, 1-0
4-15	at Oklahoma*	L, 5-0
4-16	at Oklahoma*	L, 7-1
4-22	MISSOURI*	W, 9-1
4-23	MISSOURI*	W, 6-5
4-24	BAYLOR*	L, 3-1
4-24	BAYLOR*	L, 7-6
4-29	at Iowa State*	W, 3-2
4-30	at Iowa State*	L, 6-1
5-3	at Texas A&M*	L, 2-1 (8)
5-3	at Texas A&M*	W, 8-1
5-11	vs. Texas#	W, 8-4
5-11	vs. Nebraska#	L, 4-1
5-12	vs. Missouri#	L, 1-0

! Diamond 2000 Tourn., Albuquerque, N.M.

@ Paradise Classic Honolulu, Hawaii

&amp; Troy Cox Classic Las Cruces, N.M.

\$ Bash by the Bay Corpus Christi, Texas

% Bulldog Classic Fresno, Calif.

^ Red Raider Invitational Lubbock, Texas

\* Big 12 game

# Big 12 Tournament Oklahoma City, Okla.

2001

HEAD COACH: BOBBY REEVES

RECORD: 37-24 • BIG 12: 10-8

DATE	OPPONENT	SCORE
2-3	NEW MEXICO STATE	W, 3-0
2-3	NEW MEXICO STATE	W, 5-4
2-9	vs. #20 Oregon!	L, 8-0 (5)
2-9	vs. Georgia!	L, 1-0
2-10	vs. #4 Washington!	L, 4-1
2-10	vs. #25 Utah!	W, 9-2
2-11	vs. Utah State!	W, 6-4
2-18	at Texas-San Antonio	W, 2-1
2-18	at Texas-San Antonio	L, 3-2 (8)
2-23	vs. #14 Notre Dame\$	L, 4-0
2-24	vs. Maine\$	W, 6-2
2-25	vs. Maine\$	W, 6-2
2-25	at Arkansas\$	W, 2-1 (8)
2-25	at Arkansas\$	L, 1-0
3-3	at New Mexico State	L, 3-0
3-3	at New Mexico State	L, 7-3
3-8	vs. Utah%	W, 3-0
3-8	vs. Temple%	W, 2-0
3-9	vs. Mississippi State%	W, 1-0
3-9	vs. Michigan State%	W, 2-1
3-10	vs. Georgia Southern%	W, 2-1 (9)
3-10	vs. Penn State%	W, 2-0
3-11	vs. Utah%	W, 6-2 (8)
3-11	vs. #5 Stanford%	L, 1-0
3-15	vs. #13 Iowa^	W, 9-1 (5)
3-16	vs. BYU^	W, 5-4 (8)
3-16	vs. San Jose State^	W, 1-0
3-16	vs. Mississippi^	L, 1-0
3-17	vs. Western Kentucky^	W, 2-1
3-17	vs. TAMU-Corpus Christi^	W, 8-5
3-18	vs. New Mexico^	W, 7-1
3-18	vs. #13 Iowa^	L, 1-0 (8)
3-24	at Oklahoma State*	W, 1-0 (9)
3-25	at Oklahoma State*	L, 3-2
3-29	#20 TEXAS A&M*	W, 1-0 (10)
3-29	#20 TEXAS A&M*	L, 8-6
3-31	at #17 Nebraska*	W, 6-5
4-1	at #17 Nebraska*	L, 3-1
4-3	OKLAHOMA CITY	W, 5-0
4-3	OKLAHOMA CITY	L, 5-3
4-7	KANSAS*	W, 6-3
4-8	KANSAS*	W, 1-0
4-11	at #23 Baylor*	L, 2-0
4-11	at #23 Baylor*	W, 3-1 (8)
4-13	#7 OKLAHOMA*	L, 8-0 (5)
4-14	#7 OKLAHOMA*	L, 5-0
4-21	at Missouri*	W, 1-0
4-22	at Missouri*	W, 1-0
4-28	IOWA STATE*	L, 7-3
4-29	IOWA STATE*	W, 2-0
5-2	at Texas*	W, 8-3
5-2	at Texas*	L, 2-0
5-10	vs. Baylor#	W, 8-0 (5)
5-10	vs. #5 Oklahoma#	L, 2-1
5-11	vs. Texas A&M#	W, 1-0
5-11	vs. Oklahoma State#	W, 1-0
5-12	vs. Oklahoma State#	L, 2-1
5-17	vs. #10 Cal St.-Fullerton@	L, 1-0
5-17	vs. St. Peter's College@	W, 3-2
5-18	vs. Hawaii@	W, 4-2
5-18	vs. #1 Arizona@	L, 8-0 (6)

! Fiesta Bowl Classic Phoenix, Ariz.

\$ The Morning News Invit. Fayetteville, Ark.

% Speedline Invitational Tampa, Fla.

^ Capital Classic Sacramento, Calif.

\* Big 12 game

# Big 12 Tournament Oklahoma City, Okla.

@ NCAA Regional Tucson, Ariz.

## YEAR BY YEAR RESULTS

2002

HEAD COACH: BOBBY REEVES

RECORD: 13-40 • BIG 12: 2-16

DATE	OPPONENT	SCORE
2-1	vs. Oregon!	L, 7-2
2-1	at #17 SWT!	W, 13-6
2-2	vs. Texas A&M-CCI	W,
8-5	2-2	vs.
Houston! L, 6-4		
2-3	vs. Oregon!	W, 9-1
2-8	vs. #2 UCLA#	L, 11-0
2-8	vs. Mississippi State#	L, 12-4
2-9	vs. #24 Massachusetts#	L, 7-1
2-9	at #8 Arizona State#	L, 6-1
2-10	vs. #16 Fresno State#	L, 7-1
2-15	vs. #2 UCLA\$	L, 13-2
2-15	vs. #4 LSU\$	L, 5-2
2-16	vs. #18 Oregon St.\$	L, 8-0
2-16	at UNLV\$	L, 7-4
2-17	vs. #13 Alabama\$	L, 7-0
2-19	vs. New Mexico State	W, 7-4
2-22	vs. Dayton%	W, 8-0
2-22	vs. #17 Florida State%	W, 4-1(9)
2-23	vs. Dayton%	W, 8-1
2-23	vs. New Mexico State%	L, 5-3
2-24	vs. #17 Florida State%	W, 8-7(8)
2-24	at New Mexico State%	L, 3-1
3-5	at New Mexico	W, 6-2
3-5	at New Mexico	W, 2-1
3-6	at New Mexico	L, 7-2
3-13	vs. Cal State-Northridge^	L, 8-3
3-14	vs. #2 Arizona^	L, 8-0 (5)
3-15	vs. Notre Dame^	L, 2-1
3-15	vs. #12 Washington^	L, 10-3
3-16	vs. #15 DePaul^	L, 5-3
3-20	vs. Baylor*	L, 7-0
3-20	vs. Baylor*	L, 2-0
3-23	vs. Iowa State*	L, 5-2
3-24	vs. Iowa State*	L, 10-2 (6)
3-29	at #9 OKLAHOMA*	L, 3-1
3-29	at #9 OKLAHOMA*	L, 4-0
4-3	vs. TEXAS A&M-CC	L, 8-2
4-3	vs. TEXAS A&M-CC	W, 2-0
4-6	vs. OKLAHOMA ST.*	L, 12-1 (6)
4-7	vs. OKLAHOMA ST.*	W, 1-0
4-10	at #24 Texas A&M*	L, 3-0
4-10	at #24 Texas A&M*	L, 7-0
4-13	at Kansas*	L, 9-0
4-14	at Kansas*	L, 1-0
4-16	vs. OKLAHOMA CITY	L, 4-0
4-16	vs. OKLAHOMA CITY	L, 7-3
4-17	vs. #16 TEXAS*	L, 3-2 (8)
4-17	vs. #16 TEXAS*	L, 2-0
4-21	vs. Missouri*	L, 6-1
4-22	vs. Missouri*	W, 9-1
4-27	vs. #4 NEBRASKA*	L, 5-3 (8)
4-28	vs. #4 NEBRASKA*	L, 2-2
5-2	vs. Kansas&	L, 2-0

!-SWT Tournament San Marcos, Texas  
 #-Fiesta Bowl Tournament Tempe, Ariz.  
 \$-UNLV Tournament Las Vegas, Nev.  
 %-NMSU Tournament Las Cruces, N.M.  
 ^-Kia Classic Fullerton, CA  
 &-Big 12 Tournament Oklahoma City, Okla.  
 \*-Big 12 game

2003

HEAD COACH: BOBBY REEVES

RECORD: 22-41 \* BIG 12: 4-14

DATE	OPPONENT	SCORE
1-31	TAMU-CC#	L, 4-0
1-31	Oregon#	L, 2-1
2-1	SW Texas#	W, 2-1
2-1	Arkansas#	L, 6-5
2-2	Houston#	W, 4-2
2-7	Utah&	L, 3-2
2-7	Oregon State!	L, 2-1
2-8	Massachusetts!	L, 5-2
2-8	UNLV!	W, 6-0
2-9	Stanford!	L, 7-0
2-12	at New Mexico State	W, 15-6
2-12	at New Mexico State	W, 12-3
2-14	UC-Riverside%	W, 7-5
2-14	California%	L, 7-0
2-15	Purdue%	L, 7-5
2-15	UNLV%	L, 3-0
2-16	Cal-State Fullerton%	L, 4-3
2-22	Utah^	L, 4-2
2-22	Kentucky^	W, 5-4
2-22	Oregon^	L, 1-0
2-23	Houston^	W, 6-5
2-28	New Mexico!	L, 5-0
2-28	Baylor!	L, 3-0
3-1	Eastern Michigan!	W, 3-2
3-1	Wichita State!	L, 3-1
3-2	TAMU-CCI	L, 9-0
3-7	Wichita State\$	L, 8-3
3-7	New Mexico\$	W, 8-0
3-8	Columbia\$	W, 6-0
3-8	Arizona\$	L, 10-0
3-9	Columbia\$	W, 6-3
3-9	Arizona\$	L, 1-0
3-14	North Carolina~	L, 2-1
3-14	Georgia State~	W, 10-0
3-15	Costal Carolina~	L, 6-1
3-15	St. Bonaventure~	L, 4-3
3-19	Texas A&M*	W, 4-1
3-19	Texas A&M*	L, 10-1
3-22	Missouri*	L, 6-4
3-23	Missouri*	L, 8-0
3-24	SW Texas	L, 13-0
3-24	SW Texas	L, 4-3
3-29	at Oklahoma State*	L, 1-0
3-30	at Oklahoma State*	L, 3-2
4-2	at Texas*	L, 2-0
4-2	at Texas*	L, 1-0
4-5	Kansas*	L, 7-6
4-6	Kansas*	W, 8-4
4-8	at Baylor*	L, 2-0
4-8	at Baylor*	W, 1-0
4-12	at Nebraska*	L, 5-1
4-13	at Nebraska*	L, 6-0
4-18	Oklahoma*	L, 6-2
4-19	Oklahoma*	L, 10-0
4-22	Oklahoma City	W, 8-5
4-22	Oklahoma City	W, 10-2
4-23	New Mexico St.	W, 11-3
4-23	New Mexico St.	W, 8-1
4-26	at Iowa State*	L, 6-3
4-27	at Iowa State*	W, 6-4
5-1	Kansas&	W, 5-1
5-1	Texas&	L, 7-1
5-2	Texas A&M&	L, 2-0

# SWT Tournament San Marcos, Texas  
 ! Fiesta Bowl Tournament Tempe, Ariz.  
 % UNLV Tournament Las Vegas, Nev.  
 ~ Hokie Fastpitch Club Classic Salem, Va.  
 \$ Red Raider Classic Lubbock, Texas  
 \* Big 12 game  
 & Big 12 Tournament Oklahoma City, Okla.

2004

HEAD COACH: BOBBY REEVES

RECORD: 22-36 • BIG 12: 2-16

DATE	OPPONENT	SCORE
2-6	vs. Texas A&M-CC#	L, 1-0
2-6	vs. Tulsa#	L, 9-4
2-7	vs. Texas State#	L, 4-3
2-7	vs. UTSA#	L, 11-3
2-8	vs. New Mexico St.#	L, 4-0
2-13	vs. Dayton\$	W, 9-8
2-13	vs. Arizona State\$	L, 3-0
2-14	vs. Western Michigan\$	L, 2-1
2-14	vs. Washington\$	L, 6-0
2-15	vs. Nevada\$	L, 4-1
2-18	UTEP	W, 9-3
2-18	UTEP	W, 5-4
2-20	vs. SE Louisiana%	W, 8-0
2-20	vs. Louisiana-Lafayette%	L, 7-1
2-21	vs. Prairie View A&M%	L, 7-5
2-21	vs. Stephen F. Austin%	L, 4-1
2-22	vs. SE Louisiana%	L, 3-2
2-27	vs. Alabama-Birmingham~	L, 7-6
2-27	vs. Saint Louis~	W, 2-1
2-28	vs. Drake~	W, 8-2
2-28	at Tulsa~	L, 5-2
3-5	COLUMBIA^	W, 4-1
3-6	NEW MEXICO^	W, 5-3
3-6	COLUMBIA^	W, 3-0
3-6	NEW MEXICO^	L, 3-0
3-7	COLUMBIA^	W, 11-10
3-7	NEW MEXICO^	W, 4-1
3-16	at UTEP	W, 4-0
3-16	vs. Marist	W, 5-4
3-17	at New Mexico State	W, 5-3
3-17	at New Mexico State	W, 7-0
3-19	at New Mexico	W, 1-0
3-19	at New Mexico	L, 3-1
3-22	TEXAS STATE	L, 6-1
3-22	TEXAS STATE	L, 6-4
3-27	Iowa State	W, 8-5
3-28	IOWA STATE	L, 7-4
3-31	NEW MEXICO STATE	W, 2-1
3-31	NEW MEXICO STATE	W, 3-0
4-3	at Kansas*	L, 2-1
4-4	at Kansas*	L, 4-1
4-9	at Baylor*	L, 4-0
4-10	at Baylor*	L, 7-3
4-14	OKLAHOMA STATE*	L, 7-2
4-14	OKLAHOMA STATE*	L, 8-7
4-15	TEXAS*	L, 8-7
4-15	TEXAS*	L, 10-1
4-17	TEXAS A&M*	L, 11-1
4-18	TEXAS A&M*	L, 12-5
4-21	at Oklahoma*	L, 7-3
4-21	at Oklahoma*	L, 4-3
4-24	NEBRASKA*	L, 6-1
4-25	NEBRASKA*	L, 3-1
4-29	NW OKLAHOMA STATE	W, 2-0
4-29	NW OKLAHOMA STATE	W, 5-4
5-1	at Missouri*	W, 1-0
5-2	at Missouri*	L, 10-0
5-12	vs. Kansas&	L, 5-1

# Texas St. Tournament San Marcos, Texas  
 \$ Arizona State Tournament Tempe, Ariz.  
 % Mardi Gras Classic Lafayette, La.  
 ~ Tulsa Tournament Tulsa, Okla.  
 ^ Red Raider Classic Lubbock, Texas  
 \* Conference Opponent  
 & Big 12 Tournament Oklahoma City, Okla.



## YEAR BY YEAR RESULTS

2005

HEAD COACH: TERESA WILSON

RECORD: 23-25 • BIG 12: 3-15

DATE	OPPONENT	SCORE
2-4	vs. Texas A&M-CC#	L, 2-0
2-4	vs. Wichita State#	W, 4-2
2-5	at Texas State#	L, 7-5
2-5	vs. Northern Colorado#	W, 3-0
2-12	vs. Portland State\$	L, 7-2
2-12	vs. Utah State\$	L, 8-2
2-13	vs. Louisville\$	W, 5-4
2-25	vs. Auburn%	L, 4-1
2-25	vs. #4 Stanford%	L, 8-4
2-26	vs. Sacramento State%	W, 4-1
2-26	vs. Alabama-Birmingham%	W, 1-0
2-27	vs. UC-Davis%	W, 5-3
3-4	Texas A&M-CC^	L, 2-0
3-4	UC-Riverside^	W, 10-2
3-5	New Mexico^	W, 8-0
3-6	UC-Riverside^	L, 5-3
3-11	vs. Valparaiso!	W, 2-0
3-11	vs. UMKC!	W, 11-2
3-12	at Wichita State!	W, 3-1
3-12	vs. #19 Nebraska!	L, 4-0
3-13	vs. Valparaiso!	W, 11-0
3-18	vs. New Mexico State&	W, 1-0
3-19	vs. Liberty&	W, 6-5
3-19	vs. New Mexico State&	W, 3-2
3-20	vs. Liberty&	W, 15-7
3-22	Oklahoma City	W, 4-0
3-22	Oklahoma City	W, 7-5
3-25	#7 Baylor*	L, 9-7
3-26	#7 Baylor*	L, 10-2
3-30	EASTERN NEW MEXICO	W, 10-1
3-30	EASTERN NEW MEXICO	W, 19-1
4-2	at Iowa State*	W, 3-1
4-3	at Iowa State*	W, 5-2
4-9	#17 MISSOURI*	L, 8-0
4-10	#17 MISSOURI*	L, 3-1
4-11	#6 OKLAHOMA*	L, 8-5
4-11	#6 OKLAHOMA*	L, 9-2
4-16	at Nebraska*	L, 7-1
4-17	at Nebraska*	L, 3-2
4-19	at Oklahoma State*	L, 8-0
4-19	at Oklahoma State*	L, 9-8
4-22	at #5 Texas A&M*	L, 7-2
4-24	at #5 Texas A&M*	L, 8-0
4-26	at #6 Texas*	W, 2-0
4-26	at #6 Texas*	L, 3-0
4-30	KANSAS*	L, 3-0
5-1	KANSAS*	L, 10-0
5-11	vs. Oklahoma State&	L, 8-0

# Texas State Tourn. San Marcos, Texas  
 \$ UNLV Tourn. Las Vegas, Nev.  
 % Stanford Tourn. Palo Alto, Calif.  
 ^ Red Raider Classic Lubbock, Texas  
 ! Wichita Tourn. Wichita, Kan.  
 & New Mexico Tourn. Albuquerque, N.M.  
 \* Big 12 game  
 & Big 12 Tourn. Oklahoma City, Okla.

2006

HEAD COACH: TERESA WILSON

RECORD: 19-35 • BIG 12: 4-13

DATE	OPPONENT	SCORE
2-9	at Jacksonville.	W, 5-0
2-9	at Jacksonville.	W, 5-2
2-10	vs Southern Illinois#	L, 0-3
2-10	vs Central Florida#	L, 2-4
2-11	vs Central Florida#	L, 1-4
2-11	vs Southern Illinois#	L, 2-3
2-17	vs Pacific\$	L, 0-7
2-17	vs Tennessee Tech\$	L, 2-5
2-18	vs No. 18 Missouri\$	W, 8-3
2-18	at No. 3 Arizona\$	L, 0-6
2-19	vs North Carolina State\$	L, 2-5
2-23	vs Maryland %	W, 3-0
2-23	vs No. 6 Stanford %	L, 0-8
2-24	vs UNLV %	W, 5-0
2-24	vs No. 1 Arizona %	L, 1-3
2-25	vs No. 19 LSU %	L, 3-4
2-25	vs No. 23 Fresno State %	L, 0-3
3-3	vs No. 11 Georgia ^	L, 2-9
3-4	at Cal State Fullerton ^	L, 1-2
3-4	vs No. 3 Tennessee ^	L, 0-4
3-5	vs No. 16 Northwestern ^	L, 0-7
3-10	vs Northern Colorado !	W, 7-6
3-10	at Wichita State !	W, 3-1
3-11	vs Missouri State !	L, 1-9
3-11	at Wichita State !	L, 3-4
3-12	vs Northern Colorado !	W, 12-2
3-17	vs South Dakota State &	W, 10-2
3-17	vs South Dakota State &	W, 16-9
3-18	vs UC Riverside &	L, 1-5
3-19	at Univ. New Mexico &	W, 4-2
3-25	at No. 19 Baylor*	L, 0-1
3-26	at No. 19 Baylor*	L, 0-4
3-26	at No. 15 Oklahoma*	W, 4-2
3-28	at No. 15 Oklahoma*	L, 3-7
4-1	NO. 15 TEXAS A&M*	W, 3-2
4-2	NO. 15 TEXAS A&M*	L, 5-7
4-8	IOWA STATE*	W, 2-0
4-9	IOWA STATE*	W, 4-3
4-12	at UT Arlington	L, 2-3
4-12	at UT Arlington	W, 4-0
4-13	at Univ. North Texas	W, 8-2
4-13	at Univ. North Texas	W, 3-1
4-15	at Kansas*	L, 0-1
4-16	at Kansas*	L, 2-3
4-18	OKLAHOMA STATE*	L, 0-8
4-18	OKLAHOMA STATE*	L, 2-4
4-20	NO. 2 TEXAS*	L, 0-6
4-22	NO. 17 NEBRASKA*	L, 3-4
4-23	NO. 17 NEBRASKA*	L, 4-10
4-26	UT SAN ANTONIO	L, 3-4
4-26	UT SAN ANTONIO	W, 4-1
4-29	at Missouri*	L, 5-7
4-30	at Missouri*	L, 1-2
5-10	vs Missouri+	L, 3-6

# Triple Crown Tourn.. St. Augustine, Fla.  
 \$ Arizona Worth Tourn. Tucson, Ariz.  
 % Palm Springs Tourn. Palm Springs, Calif.  
 ^ Fullerton Worth Tourn. Fullerton, Calif.  
 ! Wichita Tourn. Wichita, Kan.  
 & New Mexico Tourn. Albuquerque, N.M.  
 \* Big 12 game  
 +Big 12 Tourn. Play-in Oklahoma City, Okla.

2007

HEAD COACH: TERESA WILSON

RECORD: 24-27 • BIG 12: 4-12

DATE	OPPONENT	SCORE
2-9	vs Cal State Fullerton %	L 0-5
2-9	vs Northwestern St %	W 8-3
2-10	vs Ohio State %	W 4-0
2-10	vs Nevada %	W 11-1 (5)
2-11	vs Oregon %	L 2-4
2-16	vs Virginia #	W 8-7
2-16	at #4 Arizona #	L 0-1
2-17	vs Temple #	W 10-2 (6)
2-17	vs Middle Tenn. St. #	W 6-0
2-18	at #4 Arizona #	L 1-8
2-22	at Fla. International	W 8-1
2-23	vs Jacksonville @	W 8-0 (6)
2-23	vs Illinois @	W 5-2
2-24	vs James Madison @	W 2-1 (8)
2-24	at Florida Atlantic @	L 7-8
2-25	vs Illinois @	W 7-0
3-2	vs Nevada &	W 3-2
3-2	vs #3 Northwestern &	L 2-3
3-3	vs #8 Stanford &	L 1-2
3-3	vs San Diego State &	W 7-0
3-4	vs Cal Poly &	L 2-4
3-9	vs #10 Washington ^	L 0-1
3-9	vs #3 Arizona State ^	L 1-10
3-10	vs #10 Washington ^	W 3-2
3-10	at #3 Arizona State ^	L 6-7
3-11	at #3 Arizona State ^	L 3-12 (5)
3-15	at Texas State	W 1-0
3-15	at Texas State	L 2-6
3-16	at UT-San Antonio	W 5-4
3-16	at UT-San Antonio	W 6-3
3-22	#3 OKLAHOMA *	L 0-7
3-22	#3 OKLAHOMA *	L 3-7
3-24	MISSOURI *	L 4-7
3-28	NORTH TEXAS	L 1-4
4-1	at Nebraska *	L 0-6
4-1	at Nebraska *	L 0-4
4-6	#11 BAYLOR *	L 9-14
4-14	at Iowa State *	L 0-3
4-15	at Iowa State *	W 5-0
4-21	KANSAS *	L 1-4
4-22	KANSAS *	L 3-5
4-26	at #18 Texas *	L 1-11 (6)
4-26	at #18 Texas *	L 1-6
4-28	at #5 Texas A&M *	L 0-5
4-29	at #5 Texas A&M *	W 6-2
5-5	at Oklahoma State *	W 13-12
5-6	at Oklahoma State *	W 5-4
5-11	vs Oklahoma State+	W 6-5 (8)
5-11	vs #5 Baylor+	W 8-4 (12)
5-12	vs #7 Texas A&M+	W 4-3
5-12	vs #2 Oklahoma++	L 3-6

% ASU Kajikawa Classic, Tempe, Ariz.  
 # Arizona Worth Tournament, Tucson, Ariz.  
 @ Florida Atlantic Tournament, Miami, Fla.  
 & Fullerton Worth Tournament, Fullerton, Calif.  
 ^ ASU Big 12/Pac-10 Challenge, Tempe, Ariz.  
 \* Big 12 Game  
 +Big 12 Tournament, Oklahoma City, Okla.  
 ++Big 12 Tournament Championship Game

## YEAR BY YEAR RESULTS

2008

HEAD COACH: TERESA WILSON  
RECORD: 23-36 • BIG 12: 8-10

DATE	OPPONENT	SCORE
2-8	vs #11 Washington^	L 1-8
2-8	at UNLV^	L 0-2
2-9	vs Loyola Chicago^	L 2-3
2-9	vs #2 Arizona State^	L 0-2
2-15	vs Memphis#	L 3-5
2-16	vs Utah#	L 2-8
2-16	vs California#	L 4-12
2-17	vs Western Kentucky#	L 1-2
2-22	vs #22 Washington&	L 1-6
2-23	vs Missouri&	L 4-10
2-23	vs Wichita State&	L 0-8
2-24	at New Mexico&	L 4-8
2-29	vs Oregon State+	W 2-1
2-29	at Cal State Fullerton+	L 2-7
3-1	vs Loyola Chicago+	W 4-3
3-1	vs #8 Stanford+	L 2-9
3-2	vs UC Davis+	W 3-2
3-7	vs Campbell@	L 7-11
3-7	vs North Dakota State@	L 0-3
3-8	at #9 Stanford@	L 1-3
3-9	vs Col. of Charleston@	W 8-3
3-12	vs Maine\$	W 6-1
3-13	vs Texas\$	L 2-8
3-14	vs North Carolina\$	L 0-6
3-14	at #16 Hawai'i\$	L 1-4
3-15	vs Maine\$	W 6-3
3-15	vs North Carolina\$	L 2-4
3-17	at North Texas	L 3-4
3-21	#7 TEXAS A&M*	L 3-7
3-22	#7 TEXAS A&M*	L 1-3
3-25	UTEP	L 1-2
3-25	UTEP	W 9-1
3-27	TEXAS*	W 5-4
3-29	at Kansas*	L 0-1
3-29	at Kansas	L 7-12
4-5	NEBRASKA*	W 7-0
4-6	NEBRASKA*	W 2-1
4-8	TEXAS STATE	W 6-2
4-8	TEXAS STATE	W 8-6
4-10	at #7 Oklahoma*	L 2-3
4-10	at #7 Oklahoma*	L 3-8
4-12	at Missouri*	L 3-5
4-13	at Missouri*	L 6-10
4-15	UTSA	W 6-1
4-15	UTSA	W 2-0
4-17	at Texas*	L 1-10
4-19	at Baylor*	W 4-1
4-20	at Baylor*	W 4-3
4-22	UTA	L 3-5
4-22	UTA	W 8-1
4-26	IOWA STATE*	W 6-1
4-27	IOWA STATE*	W 4-3
4-28	NEW MEXICO	W 4-3
4-28	NEW MEXICO	L 0-1
5-3	OKLAHOMA STATE*	W 5-3
5-4	OKLAHOMA STATE*	L 2-4
5-10	vs Missouri%	W 5-3
5-10	vs Nebraska%	L 1-6

^ UNLV Alexis Resort Kick Off Classic  
# Arizona State Tournament  
& Univ. New Mexico Tournament  
+ CSF-Fullerton Worth Tournament  
@ Stanford Tournament  
\$ Hawai'i Tournament  
\* Big 12 Conference game  
% Big 12 Conference Tournament game

2009

INTERIM HEAD COACH: AMY SUITER  
RECORD: 15-42 • BIG 12: 3-15

DATE	OPPONENT	SCORE
2-6	UCF^	W 12-4
2-6	Wagner^	W 4-2
2-7	vs Oregon^	L 3-4 (9)
2-7	vs #9 Stanford^	L 1-6
2-13	vs Florida Atlantic#	L 4-7
2-13	at #2 Florida#	L 0-11 (5)
2-14	vs Florida Atlantic#	L 0-1
2-14	vs Georgia Tech#	L 1-8
2-20	vs Drake@	L 2-5
2-20	vs Wisconsin@	W 5-4 (8)
2-21	at New Mexico@	L 4-6
2-21	vs Wisconsin@	L 1-2
2-22	at New Mexico@	L 8-11
2-27	vs Illinois~	L 2-8
2-27	vs USF~	L 9-15
2-28	vs Pacific~	W 7-5
2-28	at #2 Florida~	L 3-7
3-1	vs Pacific~	W 7-0 (forfeit)
3-6	vs UC Santa Barbara\$	W 8-6
3-6	at UNLV\$	L 0-6
3-7	vs Notre Dame\$	L 0-7
3-8	vs Notre Dame\$	L 0-5
3-10	#9 OKLAHOMA*	L 1-6
3-10	#9 OKLAHOMA*	L 0-12 (5)
3-12	vs South Dakota St+	W 10-0 (6)
3-12	vs South Dakota St+	W 14-3 (5)
3-13	vs New Mexico St%	L 1-9 (5)
3-13	vs CS Northridge%	L 2-3
3-14	vs Connecticut%	L 1-4
3-15	vs Quinnipiac%	L 1-4
3-15	vs Northern Colorado	L 2-6
3-17	@ San Diego St	W 5-3
3-17	@ San Diego St	L 2-4
3-18	@ Univ. San Diego	W 2-1
3-21	BAYLOR*	L 1-2
3-22	BAYLOR*	L 1-6
3-26	@ Texas*	L 0-7
3-28	@ Iowa State*	L 2-7
3-29	@ Iowa State*	W 4-3
3-30	@ UTSA	W 9-1 (6)
4-4	KANSAS*	L 0-10 (6)
4-5	KANSAS*	W 4-2
4-8	NORTH TEXAS	L 1-6
4-10	@ #24 Texas A&M*	L 4-5
4-11	@ #24 Texas A&M*	L 0-6
4-13	@ Texas State	W 3-2 (9)
4-13	@ Texas State	L 1-5
4-15	#24 TEXAS*	L 0-2
4-18	#10 MISSOURI*	L 0-12 (5)
4-19	#10 MISSOURI*	L 3-10
4-23	@ UTEP	L 1-2
4-23	@ UTEP	L 1-5
4-25	@ Nebraska*	L 0-8 (5)
4-25	@ Nebraska*	W 4-3
5-2	@ Oklahoma State*	L 1-2
5-3	@ Oklahoma State*	L 0-8 (5)
5-8	vs Oklahoma State!	L 0-7

^ ASU Kajikawa Classic, Tempe, Ariz.  
# Florida Lipton Invitational, Gainseville, Fla.  
@ UNM Lobo Invitational, Albuquerque, N.M.  
~ Florida Cox Invitational, Gainseville, Fla.  
\$ UNLV Invitational, Las Vegas, Nev.  
(Of course, we used a \$ sign)  
+ Played at San Diego, Calif.  
% San Diego Classic II, San Diego, Calif.  
\* Big 12 Conference game  
! Big 12 Conference Tournament game

2010

HEAD COACH: SHANON HAYS  
RECORD: 38-18 • BIG 12: 7-11

DATE	OPPONENT	SCORE
2-11	vs. Wisconsin^	W 5-2
2-12	vs. Southern Utah^	W 9-1
2-13	vs. Auburn^	L 1-6
2-13	vs. Oregon^	W 4-3
2-14	vs. San Diego State^	W 6-1
2-19	MAINE	W 5-0
2-19	MISSOURI-KANSAS CITY	W 2-1
2-20	MISSOURI-KANSAS CITY	W 5-4
2-20	MAINE	W 5-0
2-21	MAINE	W 12-9
2-21	MISSOURI-KANSAS CITY	W 7-3
2-27	vs. Texas Southern	W 18-0
2-28	vs. Wichita State	W 2-1
2-28	at UT-Arlington	W 3-2
3-3	HOUSTON BAPTIST	W 4-1
3-3	HOUSTON BAPTIST	W 8-0
3-5	BOISE STATE	W 9-0
3-6	BOISE STATE	W 4-1
3-6	WICHITA STATE	L 2-5
3-7	BOISE STATE	W 11-6
3-7	WICHITA STATE	W 8-0
3-12	JACKSON STATE	W 12-1
3-12	NORTH CAROLINA CENTRAL	W 24-1
3-13	NORTH CAROLINA CENTRAL	W 14-0
3-13	JACKSON STATE	W 8-0
3-14	NORTH CAROLINA CENTRAL	W 11-0
3-14	JACKSON STATE	W 11-2
3-19	vs. Long Island#	L 2-3
3-19	vs. #19 Florida State#	W 2-1
3-20	vs. Florida A&M#	W 7-2
3-20	vs. Towson#	W 6-2
3-21	vs. Maryland#	L 2-3
3-27	IOWA STATE*	W 6-3
3-28	IOWA STATE*	L 2-4
4-3	at #24 Baylor*	L 0-1 (9)
4-5	at #24 Baylor*	W 1-0
4-6	at #16 Texas*	L 0-4
4-10	NEBRASKA*	L 1-3
4-11	NEBRASKA*	L 0-2
4-15	at #12 Oklahoma*	L 7-9
4-15	at #12 Oklahoma*	W 7-6 (9)
4-17	at #11 Missouri*	L 1-3
4-18	at #11 Missouri*	L 2-5
4-22	#7 OKLAHOMA STATE*	W 6-0
4-22	#7 OKLAHOMA STATE*	W 4-1
4-24	at Kansas*	W 4-2
4-25	at Kansas*	W 4-1
4-29	#12 TEXAS*	L 2-7
5-1	#20 TEXAS A&M*	L 6-10
5-2	#20 TEXAS A&M*	L 4-8
5-15	vs. Kansas!	W 5-3
5-15	vs. #11 Oklahoma!	L 0-2
5-21	at #15 Stanford@	L 4-5
5-22	vs. UC Davis@	W 1-0
5-22	at #15 Stanford@	W 6-3
5-23	vs. #19 Hawaii@	L 1-7

^ ASU Kajikawa Classic, Tempe, Ariz.  
# USF The Game Tournament, Clearwater, Fla.  
\* Big 12 Conference game  
! Big 12 Conference Tournament game  
@ NCAA Regional, Palo Alto, Calif.

## YEAR BY YEAR RESULTS

2011

HEAD COACH: SHANON HAYS  
RECORD: 42-14 • BIG 12: 5-11

DATE	OPPONENT	SCORE
2-10	vs. #16 BYU^	W, 7-5
2-11	vs. Bradley^	W, 13-2 (5)
2-12	vs. #12 California^	W, 5-4
2-12	vs. Indiana^	W, 4-1
2-13	vs. Appalachian State^	W, 10-9
2-18	UTAH VALLEY+	W, 8-3
2-18	BRYANT+	W, 10-0 (5)
2-19	BRYANT+	W, 10-2 (5)
2-19	UTAH VALLEY+	W, 8-2
2-20	BRYANT+	W, 8-0 (6)
2-20	UTAH VALLEY+	W, 14-5 (6)
2-25	NORTHERN ILLINOIS&	W, 16-3 (5)
2-25	ST. JOHN'S&	W, 5-3
2-26	ST. JOHN'S&	W, 19-8 (5)
2-26	NORTHERN ILLINOIS&	W, 8-0 (5)
2-27	WICHITA STATE&	W, 10-2 (5)
3-4	HOWARD~	W, 8-0 (5)
3-4	DAYTON~	W, 8-0 (5)
3-5	DAYTON~	W, 11-0 (5)
3-5	HOWARD~	W, 10-0 (5)
3-6	DAYTON~	W, 10-0 (5)
3-6	HOWARD~	W, 7-1
3-9	NEW MEXICO	W, 9-6
3-9	NEW MEXICO	W, 5-3
3-11	ALCORN STATE%	L, 2-4
3-11	EVANSVILLE%	W, 8-0 (5)
3-12	EVANSVILLE%	W, 5-1
3-12	ALCORN STATE%	W, 15-0 (5)
3-13	ALCORN STATE%	W, 18-0 (5)
3-13	EVANSVILLE%	W, 8-0 (5)
3-17	vs. Colorado State	W, 17-5 (5)
3-18	vs. Jacksonville!	W, 5-1
3-18	vs. Long Island!	W, 8-4
3-19	vs. Chattanooga!	W, 3-1
3-19	vs. Boston University!	W, 4-0
3-20	vs. Liberty!	W, 6-5 (9)
3-26	#13 MISSOURI*	L, 1-4
3-27	#13 MISSOURI*	L, 1-10 (6)
4-1	#14 OKLAHOMA*	W, 5-0
4-2	#14 OKLAHOMA*	L, 6-7
4-6	#17 BAYLOR*	L, 1-5
4-6	#17 BAYLOR*	L, 3-10
4-9	at Iowa State*	W, 15-5
4-10	at Iowa State*	W, 16-5
4-13	KANSAS*	L, 5-9
4-13	KANSAS*	W, 10-0 (5)
4-16	at #19 Oklahoma State*	L, 1-2 (8)
4-17	at #19 Oklahoma State*	L, 1-7
4-22	#5 TEXAS*	L, 2-15 (5)
4-23	#5 TEXAS*	L, 5-9
4-30	at Nebraska*	L, 0-7
5-1	at Nebraska*	W, 5-0
5-13	at #18 Texas A&M*	L, 0-3
5-14	at #18 Texas A&M*	L, 2-5
5-20	vs. New Mexico State@	L, 0-9 (6)
5-21	vs. Harvard@	W, 7-0
5-21	vs. New Mexico State@	W, 6-5
5-22	at #10 Arizona@	L, 2-10 (6)

^ ASU Kajakawa Classic, Tempe, Ariz.

+ Texas Tech Invitational, Lubbock, Texas

&amp; Jeannine McHaney Memorial Classic, Lubbock, Texas

~ Red Raider Classic, Lubbock, Texas

% Masked Rider Invitational, Lubbock, Texas

! USF The Game Tournament, Clearwater, Fla.

\* Big 12 Conference game

@ NCAA Tucson Regional - Tucson, Ariz.

2012

HEAD COACH: SHANON HAYS  
RECORD: 41-17 • BIG 12: 13-10

DATE	OPPONENT	SCORE
2/9	vs. San Diego State^	W, 5-4
2/10	vs. Northwestern^	L, 6-14 (6)
2/10	vs. #14 Tennessee^	L, 0-1
2/11	vs. #9 Stanford^	L, 1-7
2/12	vs. Cal Poly^	L, 0-3
2/17	vs. Ohio State+	W, 7-4
2/17	vs. Long Beach State+	W, 2-0
2/18	vs. Idaho State+	W, 8-4
2/18	vs. Portland State+	W, 5-1
2/19	vs. DePaul+	W, 2-1
2/19	vs. Utah State+	W, 11-2 (5)
2/24	vs. Texas State\$	W, 6-0
2/24	vs. North Texas\$	W, 10-0 (8)
2/25	vs. UTEPS	W, 5-2
2/25	vs. Stephen F. Austin\$	W, 2-1 (8)
2/26	vs. Texas State\$	L, 1-3
3/2	BINGHAMTON~	W, 7-2
3/2	UT ARLINGTON~	W, 2-0
3/3	UT ARLINGTON~	W, 9-1 (6)
3/3	BINGHAMTON~	W, 8-2
3/4	BINGHAMTON~	W, 4-3
3/4	UT ARLINGTON~	W, 7-1
3/6	at #5 Texas*	L, 0-8 (6)
3/7	at #5 Texas*	L, 1-2
3/12	#23 NEW MEXICO	W, 9-4
3/12	#23 NEW MEXICO	W, 11-3 (5)
3/14	at Stony Brook&	W, 4-1
3/14	at Stony Brook&	W, 6-3
3/16	vs. Monmouth&	W, 4-1
3/16	at Seton Hall&	W, 11-0 (5)
3/17	vs. Manhattan&	W, 13-2 (5)
3/17	vs. Manhattan&	W, 4W, 7-2
3/18	at Seton Hall&	W, 9-0 (5)
3/27	MIDWESTERN STATE	W, 10-2 (6)
3/30	IOWA STATE*	W, 19-7 (5)
3/31	IOWA STATE*	W, 6-2
4/1	IOWA STATE*	W, 5-3 (8)
4/5	at #5 Oklahoma*	L, 1-3
4/6	at #5 Oklahoma*	W, 5-4
4/7	at #5 Oklahoma*	L, 1-4
4/11	#5 TEXAS*	W, 5-2
4/13	at #9 Missouri*	W, 2-0
4/14	at #9 Missouri*	W, 5-4
4/14	at #9 Missouri*	L, 1-4 (8)
4/17	#19 TEXAS A&M*	L, 6-9
4/17	#19 TEXAS A&M*	L, 0-9 (6)
4/18	#19 TEXAS A&M*	W, 8-6
4/20	#25 BAYLOR*	W, 3-1
4/21	#25 BAYLOR*	L, 4-8
4/22	#25 BAYLOR*	W, 6-5
4/28	at Kansas*	W, 4-1
4/28	at Kansas*	L, 4-5
5/5	OKLAHOMA STATE*	L, 0-5
5/6	OKLAHOMA STATE*	W, 8-4
5/7	OKLAHOMA STATE*	W, 2-1
5/18	vs. Maryland%	W, 6-1
5/19	at #18 Washington%	L, 0-2
5/19	vs. Harvard%	L, 0-2

^ ASU Kajakawa Classic, Tempe, Ariz.

+ Louisville Slugger Desert Classic - Las Vegas, Nev.

\$ Texas Shootout - Waco, Texas

~ Jeannine McHaney Memorial Classic - Lubbock, Texas

&amp; Seton Hall Classic - South Orange, N.J.

\* Big 12 Conference game

% NCAA Seattle Regional - Seattle, Wash.

2013

HEAD COACH: SHANON HAYS  
RECORD: 30-26 • BIG 12: 4-13

DATE	OPPONENT	SCORE
2/8	vs. Central Florida^	W, 12-4 (5)
2/8	vs. #18 Louisville^	L, 6-10
2/9	vs. Minnesota^	W, 5-3
2/9	at UNLV^	W, 10-6
2/10	vs. DePaul^	L, 1-5
2/15	vs. Colorado State+	L, 4-6
2/15	vs. UMKC+	W, 14-2 (5)
2/16	vs. UMKC+	W, 11-3 (5)
2/16	vs. Penn State+	W, 14-3 (5)
2/17	at New Mexico State+	W, 5-3 (8)
2/22	at Texas State\$	W, 6-1
2/22	vs. North Texas\$	L, 3-5
2/23	vs. UT Arlington\$	W, 2-0
2/23	vs. Sam Houston State\$	L, 0-4
2/24	vs. Sam Houston State\$	W, 8-3
3/1	JACKSON STATE~	W, 18-0 (5)
3/1	MCNEESE STATE~	W, 7-2
3/2	JACKSON STATE~	L, 2-4
3/2	MCNEESE STATE~	L, 0-1 (8)
3/3	NORTHERN COLORADO~	W, 8-7
3/8	UMKC&	W, 8-0 (5)
3/8	IPFW&	L, 4-5
3/9	IPFW&	W, 12-4 (6)
3/9	UMKC&	W, 9-1 (6)
3/10	UMKC&	W, 16-8 (5)
3/10	TROY&	W, 11-3 (5)
3/11	TROY&	W, 15-0 (5)
3/13	vs. Bryant%	W, 7-1
3/13	vs. Fairfield%	W, 9-2
3/15	vs. Fairfield!	W, 8-5
3/15	vs. Seton Hall!	W, 7-4
3/16	vs. Buffalo!	W, 8-0 (5)
3/16	vs. San Diego State!	L, 0-3
3/17	vs. Marist!	W, 6-0
3/22	vs. #18 Tulsa#	L, 1-5
3/22	at UNLV#	L, 3-5
3/23	vs. Boise State#	W, 3-2
3/23	vs. Boise State#	L, 2-4
3/28	at Oklahoma State*	W, 10-0 (6)
3/29	at Oklahoma State*	L, 1-2 (10)
3/30	at Oklahoma State*	L, 1-4
4/5	KANSAS*	L, 3-4
4/6	KANSAS*	L, 0-3
4/7	KANSAS*	L, 0-4
4/12	#1 OKLAHOMA*	L, 0-9 (6)
4/13	#1 OKLAHOMA*	L, 0-6
4/14	#1 OKLAHOMA*	L, 7-13
4/19	at Iowa State*	L, 5-6
4/20	at Iowa State*	W, 6-4
4/21	at Iowa State*	W, 15-5 (6)
4/26	#7 TEXAS*	L, 6-8
4/27	#7 TEXAS*	L, 1-4
4/28	#7 TEXAS*	L, 1-4
5/2	at #15 Baylor*	L, 2-8
5/3	at #15 Baylor*	L, 5-10
5/4	at #15 Baylor*	W, 6-4

^ Sportco Kick-Off Classic - Las Vegas, Nev.

+ Troy Cox Classic - Las Cruces, N.M.

\$ Texas Shootout - San Marcos, Texas

~ Texas Tech Invitational - Lubbock, Texas

&amp; Jeannine McHaney Memorial Classic - Lubbock, Texas

% Games played in San Diego, Calif.

! San Diego State Classic - Santee, Calif.

# Rebel Classic - Las Vegas, Nev.

\* Big 12 Conference game

# YEAR BY YEAR RESULTS

2014

HEAD COACH: SHANON HAYS

RECORD: 35-19 • BIG 12: 8-10

DATE	OPPONENT	SCORE
2/7	vs. Akron <sup>^</sup>	L, 3-4
2/7	vs. Nicholls State <sup>^</sup>	W, 2-0
2/8	vs. Buffalo <sup>^</sup>	L, 0-5
2/8	vs. UMKC <sup>^</sup>	W, 13-5 (5)
2/9	vs. Texas Southern <sup>^</sup>	W, 2-0
2/14	vs. Northern Colorado <sup>+</sup>	W, 14-6 (6)
2/14	vs. Weber State <sup>+</sup>	L, 2-3
2/15	vs. Texas A&M-Corpus Christi <sup>+</sup>	W, 2-1
2/15	vs. Weber State <sup>+</sup>	W, 12-5
2/16	at New Mexico State <sup>+</sup>	L, 6-8
2/20	at UT Arlington <sup>§</sup>	W, 4-1
2/21	vs. Creighton <sup>§</sup>	W, 7-3
2/21	vs. UMKC <sup>§</sup>	W, 5-4
2/22	vs. Illinois <sup>§</sup>	W, 4-3 (9)
2/22	vs. Creighton <sup>§</sup>	L, 0-1
2/28	SAM HOUSTON STATE <sup>~</sup>	L, 0-2
2/28	RHODE ISLAND <sup>~</sup>	W, 5-0
3/1	RHODE ISLAND <sup>~</sup>	W, 12-1 (5)
3/1	SAM HOUSTON STATE <sup>~</sup>	W, 4-2
3/6	UT ARLINGTON <sup>&amp;</sup>	W, 8-1
3/6	NORTHERN COLORADO <sup>&amp;</sup>	W, 6-1
3/7	NEW MEXICO STATE <sup>&amp;</sup>	W, 8-4
3/9	NORTHERN COLORADO <sup>&amp;</sup>	W, 9-1 (6)
3/9	ABILENE CHRISTIAN <sup>&amp;</sup>	W, 9-1 (5)
3/14	vs. DePaul <sup>%</sup>	W, 6-5
3/14	vs. Canisius <sup>%</sup>	W, 10-5
3/15	vs. UNLV <sup>%</sup>	W, 7-2
3/15	at Cal State Fullerton <sup>%</sup>	W, 13-6
3/16	vs. Long Beach State <sup>#</sup>	L, 1-4
3/16	at San Diego State <sup>#</sup>	L, 4-5
3/17	vs. Harvard <sup>#</sup>	L, 0-6
3/19	NORTH TEXAS	W, 5-1
3/19	NORTH TEXAS	W, 5-4
3/21	TEXAS STATE	W, 3-2
3/22	TEXAS STATE	W, 7-2
3/22	TEXAS STATE	W, 5-3
3/28	BAYLOR <sup>*</sup>	L, 1-14 (6)
3/29	BAYLOR <sup>*</sup>	L, 4-6
3/29	BAYLOR <sup>*</sup>	L, 0-2
4/4	at Texas <sup>*</sup>	L, 1-5
4/5	at Texas <sup>*</sup>	W, 6-5
4/6	at Texas <sup>*</sup>	L, 3-7
4/11	OKLAHOMA STATE <sup>*</sup>	W, 6-5
4/12	OKLAHOMA STATE <sup>*</sup>	L, 6-8
4/13	OKLAHOMA STATE <sup>*</sup>	W, 11-3 (5)
4/17	at Kansas <sup>*</sup>	W, 7-5
4/18	at Kansas <sup>*</sup>	W, 9-7 (9)
4/19	at Kansas <sup>*</sup>	W, 1-0
4/25	IOWA STATE <sup>*</sup>	W, 15-0 (5)
4/26	IOWA STATE <sup>*</sup>	L, 9-13
4/27	IOWA STATE <sup>*</sup>	W, 10-1 (5)
5/2	at #12 Oklahoma <sup>*</sup>	L, 0-5
5/3	at #12 Oklahoma <sup>*</sup>	L, 1-5
5/4	at #12 Oklahoma <sup>*</sup>	L, 0-13 (5)

<sup>^</sup> Lion Classic - Hammond, La.

<sup>+</sup> Troy Cox Classic - Las Cruces, N.M.

<sup>§</sup> UTA Hilton Invitational - Arlington, Texas

<sup>~</sup> Texas Tech Invitational - Lubbock, Texas

<sup>&</sup> Jeannine McHaney Memorial Classic - Lubbock, Texas

<sup>%</sup> Titan Classic - Fullerton, Calif.

<sup>#</sup> San Diego State Classic - San Diego, Calif.

<sup>\*</sup> Big 12 Conference game

## HONORS AND AWARDS

### NCAA ALL-AMERICANS

Second Team  
1998 Sandy Butler, OF  
2001 Amanda Renfro, P

### NFCA ALL-MIDWEST REGION TEAM

1997 Kim Martinez, First Team  
1998 Sandy Bulter, First Team  
1999 Kim Martinez, Second Team  
2000 Amanda Renfro, Second Team  
2001 Amanda Renfro, First Team  
Sandy Butler, First Team  
2004 Elyssa Sigala, Second Team  
Kelly Rhine, Second Team  
2007 Ashley Parker, Second Team

### NFCA ALL-CENTRAL REGION TEAM

2010 Emily Bledsoe, Second Team  
2011 Logan Hall, First Team  
Emily Bledsoe, Second Team  
Mikey Kenney, Second Team  
Cydney Allen, Second Team  
2012 Adriana Perez, First Team  
2013 Sandy James, First Team  
2013 Mikey Kenney, Second Team  
2014 Gretchen Aucoin, First Team  
Sydni Emanuel, Second Team  
Cassie McClure, Third Team

### ACADEMIC ALL-AMERICANS (GTE, CAPITAL ONE, CoSIDA)

1998 Paula Workman, INF, 3rd Team  
1999 Paula Workman, INF, 3rd Team  
2011 Holley Gentsch, C, 2nd Team  
2012 Holley Gentsch, C, 3rd Team

### COSIDA ACADEMIC ALL-DISTRICT TEAM

1998 Paula Workman  
2004 Kelly Rhine  
2008 Leah Legler, 2nd team  
Megan Shupp, 2nd team  
2010 Leah Legler, 1st team  
Holley Gentsch, 2nd team  
2011 Holley Gentsch, 1st team  
Ashley Hamada, 2nd team  
2012 Holley Gentsch  
Ashley Hamada  
Brittany Talley  
2013 Taylor Powell

### BIG 12 10TH ANNIVERSARY TEAM

2006 Sandy Butler  
(Team announced in 2006)

### ALL-BIG 12 SELECTIONS

1996 Honorable Mention:  
Jessica Wimpy, SS  
Shelly Reeves, OF  
1997 Second Team:  
Kim Martinez, 3B  
Ellen Middleton, DP  
1998 First Team:  
Sandy Butler, OF  
Amanda Renfro, P, at-large

Second Team:  
Stephanie Walls, OF

1999 First Team:  
Sandy Butler, OF  
Second Team:  
Kim Martinez,  
Amy Weathers,

2000 First Team  
Paula Workman, SS  
Amanda Renfro, P,

Second Team:  
Sandy Butler, OF  
Shauna Briggs, DP

2001 First Team:  
Amanda Renfro, P  
Sandy Butler, OF

Second Team:  
Carmen Grindell, 1B

2002 Second Team:  
Kristi Robles, SS

2004 First Team:  
Kelly Rhyne  
Ashley Parker, OF

Second Team:  
Elyssa Sigala  
Andrea Joachims

2006 Second Team:  
Erin Crawford, P  
Ashley Parker, OF

2007 First Team:  
Ashley Parker, OF  
Second Team:  
Jennifer Corkin, Util

2008 Second Team:  
Jennifer Corkin, 1B  
Leah Legler, SS  
Montana Patin, OF

2009 Second Team:  
Elizabeth Eimen, 1B

2010 Second Team:  
Emily Bledsoe, 3B  
Logan Hall, 2B  
Mikey Kenney, CF

2011 Second Team:  
Emily Bledsoe, 3B  
Sandy James, 1B

2012 First Team:  
Mikey Kenney, OF

Second Team:  
Emily Bledsoe, 3B  
Sandy James, 1B  
Adriana Perez, DP

2013 Second Team:  
Mikey Kenney, OF

2014 First Team:  
Sydni Emanuel, OF

2014 Second Team:  
Gretchen Aucoin, P, IF  
Cassie McClure, P, IF

### BIG 12 ALL-TOURNAMENT TEAM

2001 Amanda Renfro  
Carmen Grindell  
2007 Jennifer Corkin  
Ashly Jacobs  
Brandy Moulin  
Robyn Wike  
2010 Holley Gentsch

*(Note: 2010 was the final year of the Big 12 Tournament.)*

## HONORS AND AWARDS

### ACADEMIC ALL-BIG 12

- 1998 **First Team:**  
Jennifer Beach  
Danielle Brady  
Emily Hayes  
Ellen Middleton  
Christina Munoz  
Paula Workman  
**Honorable Mention:**  
Jennifer Kohler
- 1999 **First Team:**  
Emily Hayes  
Stephanie McCoy  
Paula Workman  
**Honorable Mention:**  
Jenny Kohler  
Tamara Harrington  
Christina Munoz  
Jennifer Beach
- 2000 **First Team:**  
Tamara Harrington  
Paula Workman  
**Second Team:**  
Shauna Briggs  
Sandy Butler
- 2003 **First Team:**  
Amanda Douglas  
Rebecca Eimen  
**Second Team:**  
Jana Baker  
Esmerelda Perez  
Kristi Robles
- 2004 **First Team:**  
Amanda Oakes  
Kelly Rhyne  
**Second Team:**  
Erin Crawford
- 2005 **First Team:**  
Julie Hauck  
Amanda Oakes  
Kelly Rhine  
**Second Team:**  
Erin Crawford
- 2006 **First Team:**  
Julie Hauck  
Sarah Losleben  
Amanda Oakes  
Montana Patin  
**Second Team:**  
Jennifer Bowers  
Erin Crawford  
Whitney Riley

- 2007 **First Team:**  
Elizabeth Eimen  
Sarah Losleben\*  
**Second Team:**  
Heather Parker  
Montana Patin
- 2008 **First Team:**  
Elizabeth Eimen  
Leah Legler\*  
Sarah Losleben  
Megan Shupp  
**Second Team:**  
Jennifer Bowers  
Jennifer Corkin  
Montana Patin  
Whitney Riley
- 2009 **First Team:**  
Elizabeth Eimen  
**Leah Legler\***  
Danielle Matthews  
Megan Shupp\*
- 2010 **First Team:**  
Emily Bledsoe  
Holley Gentsch\*  
Ashley Hamada  
Leah Legler  
Danielle Matthews
- 2011 **First Team:**  
Holley Gentsch\*  
Ashley Hamada\*  
Meredith Heath  
Mikey Kenney  
Raven Richardson  
Randi Tongate  
**Second Team:**  
Sandy James
- 2012 **First Team:**  
Cydney Allen  
Holley Gentsch\*  
Logan Hall  
Ashley Hamada\*  
Sandy James  
Mikey Kenney  
Taylor Powell\*  
Raven Richardson  
**Second Team:**  
Meredith Heath

- 2013 **First Team:**  
Mikey Kenney  
Taylor Powell\*  
Brittany Talley  
**Second Team:**  
Cara Custer  
Sandy James
- 2014 **First Team:**  
Gretchen Aucoin  
Samantha Camello  
Cara Custer  
Taylor Powell  
Brooke Scott  
Brittany Talley  
**Second Team:**  
Marisa Malazzo

*\*Indicates that the player earned the honor with a perfect 4.0 GPA.*

### BIG 12 ACADEMIC ALL-ROOKIE TEAM

- 2013 Gretchen Aucoin  
Samantha Camello  
Shannon Carrico  
Tess McPherson
- 2014 Ashley Fultz  
Brittany Lee  
Kierra Miles  
Brittany Warnecke

(Honor began in 2012-13 academic year.)



# Fearless.

Tennis

## YEAR-BY YEAR RECORDS

Year	Coach	Overall Record	Conf. Finish
1958	George Philbrick	25-11	2nd
1959	George Philbrick	19-17	4th
1960	George Philbrick	15-21	4th
1961	George Philbrick	13-23	4th
1962	George Philbrick	23-13	3rd
1963	George Philbrick	21-15	3rd
1964	George Philbrick	19-17	4th
1965	George Philbrick	22-14	3rd
1966	George Philbrick	11-25	6th
1967	George Philbrick	22-14	3rd
1968	George Philbrick	28-8	2nd
1969	George Philbrick	23-13	3rd
1970	George Philbrick	22-14	3rd
1971	George Philbrick	12-30	5th
1972	George Philbrick	13-29	5th
1973	George Philbrick	22-27	5th
1974	George Philbrick	11-12	6th
1975	George Philbrick	9-13	7th
1976	George Philbrick	4-13	8th
1977	George Philbrick	6-11	8th
1978	George Philbrick	4-16	9th
1979	Mark Hamilton	10-14	8th
1980	Mark Hamilton	14-15	8th
1981	Ron Damron	11-14	8th
1982	Ron Damron	15-14	7th
1983	Ron Damron	18-13	8th
1984	Ron Damron	14-14	7th
1985	Ron Damron	16-15	7th
1986	Ron Damron	11-17	9th
1987	Ron Damron	10-21	8th
1988	Ron Damron	18-8	t5th
1989	Ron Damron	17-10	t6th
1990	Ron Damron	23-6	t4th
1991	Ron Damron	15-11	t6th
1992	Steve Clark	12-11	t5th
1993	Tim Siegel	14-10	t5th
1994	Tim Siegel	12-13	t5th
1995	Tim Siegel	11-12	t6th
1996	Tim Siegel	13-9	5th
1997	Tim Siegel	11-14	t5th
1998	Tim Siegel	11-15	8th
1999	Tim Siegel	15-10	t4th
2000	Tim Siegel	9-12	6th
2001	Tim Siegel	7-15	8th
2002	Tim Siegel	14-11	t4th
2003	Tim Siegel	13-8	5th
2004	Tim Siegel	12-12	6th
2005	Tim Siegel	25-4	t2nd
2006	Tim Siegel	13-11	6th
2007	Tim Siegel	14-10	t4th
2008	Tim Siegel	20-6	t3rd
2009	Tim Siegel	13-12	5th
2010	Tim Siegel	22-6	4th
2011	Tim Siegel	17-10	t3rd
2012	Tim Siegel	16-9	2nd
2013	Tim Siegel	15-11	4th
2014	Tim Siegel	13-11	4th
<b>TOTAL</b>	<b>66 years</b>	<b>950-834-18</b>	

## HEAD COACHES

Name	Tenure (Yrs)	Record
Glenn Ivy	1949-51 (3)	40-17-5 (.714)
Dr. Roy Male	1952 (1)	7-11-1 (.405)
George Philbrick	1953-1978 (26)	388-387-12 (.501)
Mark Hamilton	1979-1980 (2)	24-29 (.453)
Ron Damron	1981-1991 (11)	168-145 (.537)
Steve Clark	1992 (1)	12-12 (.500)
Tim Siegel	1993-present (22)	311-235 (.570)
<b>Overall</b>	<b>66 seasons</b>	<b>950-834-18 (.532)</b>


### Other Awards

Be sure to refer to the "Awards" Section in the front of this book to view national honors earned by Texas Tech Men's Tennis teams, coaches and players. All accomplishments compiled here are as of August 2014.

### Most Complete Information:

Complete details, other records and information about every sport is available at the Texas Tech website, look for a media supplement link from the sidebar of each sport. Statistics and records will be updated online as events occur and records are broken.

[www.texastech.com](http://www.texastech.com)



Note: 1949-1957 not shown above, but is reflected in the total. Please see the Men's Tennis Record Book for further details.

**ALL-TIME LETTERWINNERS****-A-**

Bruce Aaron, 80  
 Malcom Abner, 76, 77  
 Pat Acton, 66, 67, 68  
 Don Adams, 75, 76, 77  
 Paul Allen, 76  
 Daryl Allison, 60, 61, 62, 63  
 Felix Amaya, 78  
 Ty Anderson, 93  
 Mitchell Anderson, 01, 02  
 Fabricio Arechederra, 00  
 Seth Atkins, 01  
 Jimmy Austin, 61  
 Kenny Austin, 87, 88  
 Brent Auvermann, 83  
 Ash Ayers, 94

**-B-**

Iya Babinciuc, 07, 08  
 Marino Baghdadi, 00  
 Charles Bailey, 89, 90, 91, 92  
 Rick Baird, 90  
 Adam Baranowski, 97, 98, 99  
 Robert Barry, 94, 95, 96  
 Dan Barton, 50, 51  
 Emil Beck, 49, 50  
 Mike Beene, 67, 68, 69  
 Terry Bennett, 71, 72, 73, 74  
 Rocky Berg, 77, 78  
 Carey Biorkman, 98, 99  
 Joe Blackshear, 79  
 Tony Blass, 85, 86  
 Darren Blume, 86  
 Jimmy Bolleer, 96  
 Chuck Bond, 75, 76  
 Marcello Borrelli, 95, 96  
 Dick Bosse, 85, 86, 87, 88  
 Charles Bower, 65, 66  
 Harrison Bowes, 76, 77, 78, 79  
 Charles Bradshaw, 97  
 Jeff Bramlett, 80, 81  
 Michael Breler, 06, 07, 08, 09  
 Derald Brenneman, 60, 61  
 Peter Brewer, 81  
 John Brotherton, 75  
 Mike Brown, 88  
 Peter Brown, 87  
 Jake Broyles, 48, 49, 50  
 Jeff Bryan, 10, 11, 12, 13  
 Rod Bucker, 68, 69  
 Peter Buntmeyer, 77  
 Jimmy Burgess, 50, 51, 52, 53  
 Tim Byrnes, 82

**-C-**

Jolan Cailleau, 14  
 Guy Callendar, 83, 84  
 Scott Cantine, 56, 57  
 Jevgenij Cariov, 99, 00, 01  
 Lane Carroll, 80, 81  
 Richard Carter, 54  
 Raony Carvalho, 09, 10, 11, 12  
 Mitch Chinn, 54  
 James Chisolm, 70, 71, 72, 73  
 Alan Christopher, 90, 91  
 James Chu, 82  
 David Clark, 52, 53, 54, 55  
 Richard Clarke, 52, 53  
 Randy Clayton, 79  
 Johnny Clements, 75  
 Judson Clements, 73, 75  
 Sid Clements, 73, 75  
 Sean Cobb, 90  
 Shay Coker, 91, 92, 93  
 Jim Collier, 64  
 Kevin Collins, 85  
 Thomas Cook, 90, 91, 92, 93  
 Pablo Cordova, 95, 96  
 Rick Covington, 88, 89, 90, 91  
 Kyle Cozart, 97  
 Richard Crabtree, 98, 99, 01, 02  
 Warren Craig, 68, 69, 70  
 Dan Crane, 61, 62  
 David Crissy, 76, 77, 78, 79  
 Nick Crowther, 97

**-D-**

Mark Damron, 91, 92  
 Ron Damron, 61, 62  
 Bengé Daniel, 65, 66  
 Petar Danolic, 96, 97, 98, 99  
 Chris Daugherty, 49, 50, 51  
 Ryan Davies, 00, 01, 02, 03  
 Doug Davis, 79  
 Gregg Davis, 76, 79, 80  
 Robert Davis, 79  
 Diederik de Groot, 03  
 Shaff DeGaish, 48, 51  
 Gabriel Dias, 13  
 Teddy DiBlasi, 04, 05, 06, 07  
 Carlos DiLaura, 14  
 Doug Dixon, 73  
 Hugo Dojas, 13, 14  
 William Dopson, 88, 89, 90, 91  
 Don Draper, 61, 62, 63, 64  
 Chris Drumm, 01  
 Greg Duston, 71

**-E-**

David Earhart, 81, 82, 83, 84  
 Jeremy Earl, 00  
 Ronnie Emmett, 92  
 Gonzalo Escobar, 09, 10, 11, 12  
 Patricio Espinosa, 00  
 Clay Estes, 00, 01  
 Clay Evans, 94

**-F-**

Mike Farrish, 66, 67, 68  
 Dan Foils, 63, 64  
 Mike Foley, 71  
 Bruce Frank, 83  
 Matt Fritz, 89

**-G-**

Rafael Garcia, 10, 11, 12  
 Scotty George, 01  
 Craig Gilliam, 97  
 David Gonzalez, 09, 10, 11  
 Jon Gottschall, 59, 60, 61, 62  
 Billy Edd Gowan, 55, 56, 57, 58  
 Eric Grace, 86, 87  
 Klint Graf, 93, 94, 95  
 Don Griffin, 83  
 Ernest Grote, 54  
 Robert Grundy, 88  
 Ben Gudzelak, 01, 02  
 Rogelio Guerrero, 94  
 Juan Gutierrez, 93, 94  
 Rudy Gutierrez, 67, 68, 69  
 Erick Guzman, 91, 93, 94, 95  
 Oscar Guzman, 78

**-H-**

Dan Hackett, 86  
 Dinko Halachev, 04  
 Brandon Hall, 94  
 Leon Hall, 54  
 Don Hallock, 85  
 Walter Hammerick, 71, 72, 73, 74  
 Olin Hand, 54  
 Joe Hatstrup, 08, 09  
 Dustin Hawk, 99  
 Dave Hester, 48  
 James Hightower, 75  
 Ryan Hines, 96  
 Maxime Hinnisdaels, 14  
 Jared Hope, 09, 10  
 Kevin Hopson, 78, 79  
 Ethan Horn, 08, 09  
 Van Hubbard, 59  
 Simon Hurry, 85, 86  
 John David Hurt, 85

**-I-**

Michael Innerebner, 02, 03, 04, 05  
 Ted Invie, 84, 85, 86  
 Glenn Ivy, 48, 49

**-J-**

Matt Jackson, 88, 89, 90, 91  
 Gary Jameson, 76  
 Mario Janic, 06  
 Zack Jiganti, 10  
 Tylir Jimenez, 95, 96, 97, 98  
 Jonathan John, 03  
 Bobby Jones, 54  
 Greg Jones, 05, 06, 07

**-K-**

David Kansch, 02  
 Kevin Kavanagh, 82, 83  
 David Kent, 55, 56, 57, 58  
 Bill Keys, 73  
 Thomas Kirwan, 77  
 David Knaszak, 02, 03  
 Johnny Kniffen, 56, 57, 59, 60  
 Steve Kordas, 86, 87, 89, 90  
 Greer Kothmann, 63, 64, 65  
 Kai Kramer, 93  
 Don Kuper, 50, 51  
 Milos Kustudija, 07, 08, 09

**-L-**

Doug Lacy, 96, 97, 98  
 Chris Langford, 83, 84  
 Scott Lankford, 88  
 Benny Lawrence, 61, 62  
 David Leatherwood, 85, 86  
 Paul LeeLum, 75, 76, 77  
 Steven Leier, 84  
 Decio Lobo, 84  
 Jerome Lopez, 86, 87

**-M-**

Bob Macy, 57, 58, 59, 60  
 David Majors, 69  
 Dub Malaise, 65, 66  
 Pat Mallory, 76  
 Zahid Maniya, 80, 81  
 Vitor Manzini, 10, 11, 12, 13  
 Sinisa Markovic, 06, 07, 08, 09  
 Greg Martin, 87  
 Tony Martin, 74  
 Borut Martincevic, 99, 00, 01  
 Dimitrio Martinez, 04, 05, 06, 07  
 Lamar May, 85, 86  
 Mark McClellan, 76  
 Phil Meisinger, 59  
 Nicholas Mellott, 14  
 Vince Menard, 82, 83, 84  
 Johnny Moffett, 72, 73, 74, 75  
 Marty Montigel, 85  
 David Moore, 79  
 Tatum Moore, 82, 83  
 Stan Morris, 72, 73, 74, 75  
 Chad Myrick, 84

**-N-**

Peter Nance, 77  
 Andre Napilatano, 14  
 Radek Nijaki, 02, 05  
 Evan Nix, 13, 14  
 Mike Nye, 69, 70, 71, 72  
 Patrick Nye, 75

**-O-**

Charlie Orren, 50, 51  
 Gerard Orriols, 94, 95

**ALL-TIME LETTERWINNERS****-P-**

David Pace, 10, 11  
 Sandeep Patel, 87  
 John Patton, 93  
 Jakob Paulsen, 04, 05  
 Alfonso Perez, 02, 03  
 Robert Peterson, 63, 64, 65  
 Raphael Pfister, 10, 11, 12, 13  
 Bill Pfluger, 57  
 Rusty Powell, 68, 69, 70  
 Adrian Prpic, 05, 06

**-R-**

Royce Ramey, 01, 02  
 Lenoir Ramos, 08  
 Chris Ramsey, 05  
 Pat Rea, 80  
 Jeremy Reed, 08  
 Alvin Riddle, 54  
 Nathan Ritchey, 88, 89  
 Jose Rivera, 80  
 Cecil Roberts, 48  
 Mattias Rohlin, 96  
 Christian Rojmar, 06, 07, 08, 09  
 Tal Roma, 94, 95

**-S-**

Richard Sandoval, 88  
 Robbie Sargent, 68, 69, 70, 71  
 Buddy Satterwhite, 51, 52, 53  
 Danny Scales, 59  
 Carl Schmidt, 48, 49  
 Dieter Schwendinger, 95, 96  
 Eddie Scudday, 48  
 Luis Segovia, 86, 87, 88  
 Ryan Shupe, 97, 98, 99, 00  
 Barry Simson, 81  
 Michael Slauson, 89, 90, 91, 92  
 Alan Smith, 82, 83  
 Jerry Smith, 71, 72, 73  
 Felipe Soares, 13, 14  
 Johnny Spears, 62  
 James Speir, 74  
 Dick Spiers, 55, 56, 57, 58  
 Bob Spiers, 55, 56  
 Andre Stabile, 10  
 Wojtek Stasiak, 98  
 Casper Steenkamp, 03  
 Greg Stringham, 84  
 John Sullivan, 88, 89  
 Beau Sutherland, 61, 62, 63, 64  
 Bojan Szumanski, 04, 05, 07, 08

**-T-**

Esat Tanik, 03, 04, 05  
 Will Tankersley, 92  
 Don Tatum, 51  
 H.C. Taylor, 85  
 Mark Thompson, 80, 81

**-V-**

Fred Viancos, 81, 82, 83  
 Rodney Vickers, 04  
 Ryan Vogl, 04, 05  
 David Voss, 76

**-W-**

Arthur Wade, 54  
 Travis Wagner, 97  
 Chow Wah, 79, 80  
 Devin Wakeford, 02, 03  
 Fabio Walker, 89, 90, 91, 92  
 John Walker, 01, 02, 03  
 Stefano Walker, 91  
 Kenneth Wallace, 78  
 Gabriel Wanderley, 11, 12, 13  
 Thomas Wheat, 97, 98, 99  
 Joe Wheatley, 48, 49, 50, 51  
 Jason White, 93, 94  
 Joe Ben Whittenburg, 68, 69, 70, 71  
 Fred Wickett, 62, 63  
 Alan Wienand, 86  
 Johann Wilems, 14  
 Charles Williams, 64  
 Harold Williams, 54  
 Joe Williams, 68, 69, 70  
 Ben Willis, 49  
 James Wilson, 07, 08, 09  
 Jay Wofford, 06, 07, 08  
 Weston Wolf, 59  
 Johnny Wood, 67  
 Steve Wood, 97

**-Y-**

Murphy Yates, 67, 68, 69  
 Ryan Ybarra, 11  
 Brian Yearwood, 82, 83  
 Costa Yiannakopoulos, 01

**-Z-**

Francisco Zambon, 12, 13, 14  
 Warren Zimmerman, 57

**CAREER RECORDS (SINCE 1979)****TOP 10 SINGLES VICTORIES**

Rk	Name	Years	Total
1.	Gonzalo Escobar	2008-12	99
2.	Raony Carvalho	2008-12	95
3.	Bojan Szumanski	2004-08	90
4.	Sinisa Markovic	2006-09	85
5.	Fabio Walker	1989-92	83
6.	David Earhart	1980-84	82
7.	Raphael Pfister	2009-13	81
8.	Michael Slauson	1988-92	80
	Peter Danolic	1995-99	80
10.	Michael Breler	2005-09	79

**TOP 10 SINGLES WINNING PERCENTAGE**

Rk	Name	Years	Record	Pct.
1.	Mattias Rohlin	1995-96	32-6	.842
2.	Sinisa Markovic	2006-09	85-32	.726
3.	Raony Carvalho	2008-12	95-36	.725
4.	Fabio Walker	1988-92	83-39	.680
5.	Matt Jackson	1988-91	76-36	.679
6.	Jevgenij Cariov	1998-00	33-16	.673
	Alfonso Perez	2001-03	35-17	.673
8.	Gonzalo Escobar	2008-12	99-50	.664
9.	Michael Breler	2005-09	79-41	.658
10.	Raphael Pfister	2009-13	81-43	.653

**TOP 10 DOUBLES VICTORIES**

Rk.	Name	Years	Total
1.	Gonzalo Escobar	2008-12	82
2.	Raony Carvalho	2008-12	72
3.	Vitor Manzini	2009-13	65
3.	Tylir Jimenez	1994-98	64
4.	Christian Rojmar	2005-09	63
5.	Bojan Szumanski	2004-08	62
6.	Fabio Walker	1988-92	61
7.	Dick Bosse	1984-88	57
8.	Erick Guzman	1991-95	56
9.	Michael Slauson	1988-92	55
10.	Matt Jackson	1988-91	54

**TOP 10 DOUBLES WINNING PERCENTAGE**

Name	Years	Record	Pct.	
1.	Michael Slauson	1988-92	55-26	.679
2.	Gonzalo Escobar	2008-12	82-41	.667
3.	Fabio Walker	1988-92	61-32	.656
4.	Matt Jackson	1998-91	54-29	.651
5.	Charles Bailey	1988-92	43-26	.623
6.	Dick Bosse	1984-88	57-35	.620
7.	Thomas Cook	1989-93	47-30	.610
8.	Esat Tanik	2002-05	36-23	.610
9.	Alfonso Perez	2001-03	33-22	.600
	Devin Wakeford	2001-03	30-20	.600

**SINGLE-SEASON RECORDS (SINCE 1979)****TOP 10 SINGLES VICTORIES**

Rk	Name	Year	Total
1.	Jose Rivera.....	1980.....	33
	Peter Danolic.....	1996.....	33
3.	Mattias Rohlin.....	1996.....	32
4.	Gonzalo Escobar.....	2012.....	31
5.	Mark Thompson.....	1980.....	30
6.	Zahid Maniya.....	1980.....	29
	Gonzalo Escobar.....	2011.....	29
8.	Jeff Bramlett.....	1980.....	28
9.	Michael Breler.....	2008.....	27
10.	Bojan Szumanski.....	2005.....	26
	Sinisa Markovic.....	2007.....	26
	Ilya Babinciuc.....	2008.....	26
	Raony Carvalho.....	2009.....	26
	Raony Carvalho.....	2010.....	26
	Raony Carvalho.....	2011.....	26

**TOP 10 SINGLES WINNING PERCENTAGE**

Name	Years	Record	Pct.
1. Raony Carvalho.....	2011.....	26-4.....	.867
2. Michael Breler.....	2008.....	27-5.....	.844
3. Mattias Rohlin.....	1996.....	32-6.....	.842
4. Michael Slauson.....	1989.....	25-6.....	.806
5. Adrian Prpic.....	2005.....	25-7.....	.781
6. Fabio Walker.....	1989.....	23-7.....	.767
7. Bojan Szumanski.....	2005.....	26-8.....	.765
8. Michael Innerebner.....	2005.....	25-8.....	.758
9. John Walker.....	2003.....	18-6.....	.750
	Gonzalo Escobar.....	2010.....	.750

**TOP 10 DOUBLES VICTORIES**

Rk	Name	Year	Total
1.	Gonzalo Escobar.....	2011.....	23
	Vitor Manzini.....	2011.....	23
3.	Vince Menard.....	1982.....	22
	David Earhart.....	1982.....	22
	Tylir Jimenez.....	1997.....	22
	Gonzalo Escobar.....	2012.....	22
7.	Erick Guzman.....	1995.....	21
	Ben Gudzelak.....	2002.....	21
	Richard Crabtree.....	2002.....	21
	Raony Carvalho.....	2009.....	21
	Christian Rojmar.....	2009.....	21
	Gonzalo Escobar.....	2010.....	21
	Andre Stabile.....	2010.....	21

**TOP 10 DOUBLES WINNING PERCENTAGE**

Name	Years	Record	Pct.
1. Alan Christopher.....	1991.....	16-3.....	.842
2. Dick Bosse.....	1987.....	15-3.....	.833
3. Michael Slauson.....	1990.....	16-4.....	.800
	Fabio Walker.....	1990.....	.800
5. Esat Tanik.....	2005.....	15-4.....	.789
6. Matt Jackson.....	1990.....	18-5.....	.783
7. Raony Carvalho.....	2012.....	20-6.....	.769
8. Erick Guzman.....	1993.....	19-7.....	.731
9. Gabriel Dias.....	2013.....	13-5.....	.722
10. Juan Gutierrez.....	1993.....	18-7.....	.720
	Tylir Jimenez.....	1995.....	.720

**DUAL/SPRING RECORDS (SINCE 1979)****TOP 10 SINGLES VICTORIES**

Rk.	Name	Year	Total
1.	Raony Carvalho.....	2011.....	25
2.	Richard Dopson.....	1990.....	24
3.	Matt Jackson.....	1990.....	21
4.	Sinisa Markovic.....	2007.....	20
	Raony Carvalho.....	2012.....	20
6.	William Dopson.....	1998.....	19
	Matt Jackson.....	1988.....	19
	Fabio Walker.....	1990.....	19
	Michael Breler.....	2008.....	19
	Raony Carvalho.....	2010.....	19
	Gonzalo Escobar.....	2012.....	19
	Vitor Manzini.....	2012.....	19

**TOP 10 SINGLES WINNING PERCENTAGE**

Name	Years	Record	Pct.
1. Raony Carvalho.....	2011.....	25-1.....	.962
2. Michael Breler.....	2008.....	19-2.....	.904
3. Sinisa Markovic.....	2008.....	21-4.....	.840
4. Jevgenij Carlov.....	2000.....	13-3.....	.813
5. Michael Innerebner.....	2005.....	17-4.....	.809
6. Sinisa Markovic.....	2007.....	16-4.....	.800
7. Bojan Szumanski.....	2005.....	16-4.....	.800
8. Fabio Walker.....	1989.....	20-5.....	.800
9. Gonzalo Escobar.....	2010.....	18-5.....	.783
10. Vitor Manzini.....	2012.....	19-5.....	.791

**TOP 10 DOUBLES VICTORIES**

Rk.	Name	Year	Total
1.	Vitor Manzini.....	2011.....	20
	Gonzalo Escobar.....	2011.....	20
	Gonzalo Escobar.....	2012.....	20
	Raony Carvalho.....	2012.....	20
5.	Erick Guzman.....	1993.....	19
6.	Thomas Cook.....	1993.....	18
	Klint Graf.....	1993.....	18
	Juan Gutierrez.....	1993.....	18
9.	Gonzalo Escobar.....	2010.....	17
	Andre Stabile.....	2010.....	17

**TOP 10 DOUBLES WINNING PERCENTAGE**

Name	Years	Record	Pct.
1. Raony Carvalho.....	2012.....	20-6.....	.769
2. William Dopson.....	1988.....	13-4.....	.765
3. Gonzalo Escobar.....	2009.....	16-5.....	.762
4. Gonzalo Escobar.....	2012.....	20-7.....	.741
5. Adam Baranowski.....	1999.....	9-3.....	.750
6. Alfonso Perez.....	2003.....	11-4.....	.733
7. Erick Guzman.....	1993.....	19-7.....	.731
8. Tyler Jimenez.....	1997.....	16-6.....	.727
9. Dick Bosse.....	1988.....	13-5.....	.722
	Fabio Walker.....	1992.....	.722
	Gabriel Dias.....	2013.....	.722

**VICTORIES BY POSITION****TOP 10 SINGLES – NO. 1**

Rk.	Name	Year	Total
1.	Matt Jackson	1990	21
2.	Raony Carvalho	2010	19
3.	Doug Davis	1979	16
	Jose Rivera	1980	16
	Dick Bosse	1988	16
	Bojan Szumanski	2008	16
	Simon Hurry	1985	16
8.	Matt Jackson	1989	14
	Felipe Soares	2014	14
9.	Fabio Walker	1992	13
	Mattia Rohlin	1996	13
	Borut Matincevic	1999	13
	Gonzalo Escobar	2011	13
	Vitor Manzini	2013	13

**TOP 10 SINGLES – NO. 2**

Rk.	Name	Year	Total
1.	Sinisa Markovic	2008	20
	Raony Carvalho	2011	20
3.	Fabio Walker	1990	18
	Gonzalo Escobar	2010	18
5.	David Leatherwood	1985	17
6.	Zahid Maniya	1980	16
	Gabriel Dias	2013	16
8.	Sinisa Markovic	2009	14
9.	Luis Segovia	1998	13
	Bojan Szumanski	2005	13
	Dimitrio Martinez	2006	13
	Hugo Dojas	2014	13

**TOP 10 SINGLES – NO. 3**

Rk.	Name	Year	Total
1.	Michael Slauson	1999	20
2.	William Dopson	1988	19
3.	Rafael Garcia	2012	15
4.	Sinisa Markovic	2007	14
5.	Jeff Bramlett	1980	13
	Esat Tanik	2004	13
	Rafael Garcia	2011	13
	Lenoir Ramos	2008	13
9.	Ted Invie	1985	12
	Nathan Ritchey	1989	12
	Christian Rojmar	2006	12
	Rafael Garcia	2010	12

**TOP 10 SINGLES – NO. 4**

Rk.	Name	Year	Total
1.	Richard Dopson	1990	24
2.	Dike Bosse	1985	15
3.	Ted Invie	1984	14
4.	Nathan Ritchey	1998	13
	Fabio Walker	1989	13
6.	Ilya Babinciuc	2008	11
	Erick Guzman	1993	11
	Vitor Manzini	2012	11
9.	Adam Baranowski	1998	10
	Devin Wakeford	2003	10

**TOP 10 SINGLES – NO. 5**

Rk.	Name	Year	Total
1.	Thomas Cook	1990	16
2.	Mark Thompson	1980	15
	Matt Jackson	1988	15
4.	Lamar May	1985	14
	Christian Rojmar	2008	14
6.	Randy Clayton	1979	13
	Jeff Bramlett	1980	13
	Petar Danolic	1999	13
	Vitor Manzini	2010	13
10.	Charles Bailey	1992	12
	John Sullivan	1989	12
	Michael Innerebner	2003	12

**TOP 10 SINGLES – NO. 6**

Rk.	Name	Year	Total
1.	Michael Breler	2008	17
2.	Alan Christopher	1990	15
3.	Raphael Pfister	2011	14
4.	Michael Slauson	1989	11
	Corey Bjorkman	1998	11
	John Walker	2003	11
	Milos Kustudija	2007	11
	Raphael Pfister	2010	11
9.	Dimitrio Martinez	2004	10
	Adrian Prpic	2005	10

**TOP 10 DOUBLES – NO. 1**

1.	Thomas Cook	1993	16
	Klint Graf	1993	16
	Raony Carvalho	2010	16
	Rafael Garcia	2010	16
5.	Raony Carvalho	2009	14
	Christian Rojmar	2009	14
	Raony Carvalho	2012	14
8.	Dick Bosse	1988	13
	Richard Crabtree	2002	13
	Ben Gudzelak	2002	13
	Christian Rojmar	2008	13
	Bojan Szumanski	2008	13
	Gabriel Dias	2013	13
	Vitor Manzini	2013	13

**TOP 10 DOUBLES – NO. 2**

Rk.	Name	Year	Total
1.	Erick Guzman	1993	18
2.	Juan Gutierrez	1993	17
	Gonzalo Escobar	2011	17
	Vitor Manzini	2011	17
5.	Gonzalo Escobar	2010	16
	Andre Stabile	2010	16
7.	Michael Breler	2009	15
	Sinisa Markovic	2009	15
9.	Juan Gutierrez	1994	12
	Sinisa Markovic	2008	12
	Felipe Soares	2013	12

**TOP 10 DOUBLES – NO. 3**

Rk.	Name	Year	Total
1.	Doug Lacy	1997	15
	Gonzalo Escobar	2009	15
	David Gonzalez	2009	15
	Vitor Manzini	2010	15
5.	Gregg Davis	1979	12
	Robert Davis	1979	12
	Erick Guzman	1995	12
8.	Shay Coker	1993	11
	Marcelo Borrelli	1995	11
	Doug Lacy	1996	11
	Lenoir Ramos	2008	11



## ALL-TIME RESULTS

1974 Overall Record: 12-13 (H: 6-4 / R: 3-3 / N: 3-5)

Southwest Conference: 2-5/6th (H: 1-3 / R: 1-2)

Coach: George Philbrick

Date	Opponent	Result
2-2	at Angelo State	W, 8-1
2-9	Angelo State	W, 9-0
2-10	Central Texas	L, 2-7
2-22 1	vs. Central Texas	L, 3-6
2-22 1	vs. Trinity	L, 0-9
2-23 1	vs. Brigham Young	L, 3-6
2-24 1	vs. Texas-Pan American	W, 6-3
2-24 1	vs. Baylor	W, 5-4
3-02	New Mexico State	W, 5-1
3-03	Midwestern State	W, 8-1
3-08 2	vs. Oklahoma State	L, 2-7
3-08 2	vs. Amarillo College	W, 8-1
3-09 2	vs. Oklahoma	L, 2-7
3-15	Louisiana-Lafayette	W, 5-4
3-18	at Central Texas	L, 3-6
3-19 *	at Baylor	W, 4-3
3-20 *	at Texas A&M	L, 6-0
3-28	Hardin-Simmons	W, 7-0
4-02 *	Southern Methodist	L, 7-0
4-04 *	Texas	L, 3-4
4-09 *	Texas Christian	W, 6-1
4-11	at Hardin-Simmons	W, 7-0
4-13 *	Houston	L, 0-7
4-18 *	at Rice	L, 2-5

\* — Southwest Conference Match

1 – Tournament of Champions (Corpus Christi, Texas)

2 – West Texas Invitational (Canyon, Texas)

1975 Overall Record: 9-13 (H: 4-1 / R: 1-8 / N: 4-4)

Southwest Conference: 1-5/7th (H: 1-1 / R: 0-4)

Coach: George Philbrick

Date	Opponent	Result
2-01	Angelo State	W, 5-4
2-08	at New Mexico	L, 0-9
2-14 1	vs. Texas Wesleyan	W, 8-1
2-15 1	vs. Abilene Christian	W, 6-0
2-16 1	at Angelo State	W, 6-2
2-16 1	vs. Amarillo College	W, 8-0
2-21 2	vs. Tennessee	L, 1-8
2-22 2	vs. Texas-Pan American	L, 1-8
2-23 2	vs. Texas Southern	L, 1-8
3-01	Abilene Christian	W, 4-3
3-07	at Oklahoma	L, 0-9
3-08	at Oklahoma City	L, 0-9
3-20	Midwestern State	W, 9-0
3-24 *	at Houston	L, 0-9
3-25 *	at Texas	L, 0-9
4-04 *	at Southern Methodist	L, 0-9
4-05 *	at Texas Christian	L, 2-7
4-07 *	Baylor	W, 5-4
4-18 3	vs. Amarillo College	W, 9-0
4-18 3	vs. Oklahoma State	L, 1-8
4-19 3	at West Texas A&M	L, 1-5
4-23 *	Texas A&M	L, 2-7

\* – Southwest Conference Match

1 – Angelo State Tournament (San Angelo, Texas)

2 – Tournament of Champions (Corpus Christi, Texas)

3 – West Texas Invitational (Canyon, Texas)

1976 Overall Record: 4-14 (H: 2-6 / R: 1-4 / N: 1-4)

Southwest Conference: 1-7/8th (H: 1-3 / R: 0-4)

Coach: George Philbrick

Date	Opponent	Result
2-07	at Angelo State	W, 7-0
2-13	Angelo State	W, 7-2
2-20 1	vs. New Mexico	L, 2-7
2-21 1	vs. Kansas	W, 5-4
2-23	Central Texas	L, 4-5
2-26 2	vs. Trinity	L, 0-9
2-27 2	vs. Baylor	L, 2-7
2-28 2	vs. Texas A&M	L, 1-8
3-05 3	Oklahoma	L, 0-9
3-06 3	New Mexico	L, 2-7
3-13 *	at Arkansas	L, 0-9
3-17 *	at Texas A&M	L, 3-6
3-22 *	at Rice	L, 0-9
4-03 *	Texas	L, 1-8
4-05 *	Southern Methodist	L, 0-9
4-10 *	Baylor	W, 7-2
4-12 *	Houston	L, 0-9
4-17 *	at Texas Christian	L, 0-9

\* – Southwest Conference Match

1 – West Texas Invitational (Canyon, Texas)

2 – Tournament of Champions (Corpus Christi, Texas)

3 – Texas Tech Invitational (Lubbock, Texas)

1977 Overall Record: 6-11 (H: 1-4 / R: 3-6 / N: 2-1)

Southwest Conference: 1-7/8th (H: 0-4 / R: 0-3 / N: 1-0)

Coach: George Philbrick

Date	Opponent	Result
2-05	at Angelo State	W, 6-3
2-11	Angelo State	W, 7-2
2-25	at Hardin-Simmons	W, 5-4
2-26	at Abilene Christian	W, 8-1
3-04	at Oklahoma	L, 0-9
3-05	at Tulsa	L, 4-5
3-07 *	Arkansas	L, 1-8
3-11 1	at West Texas A&M	L, 1-8
3-11 1	vs. Angelo State	W, 7-2
3-12 1	vs. New Mexico	L, 4-5
3-21 *	vs. Baylor (Houston, Texas)	W, 5-4
3-22 *	at Houston	L, 0-9
3-23 *	at Texas	L, 0-9
4-02 *	Rice	L, 4-5
4-05 *	Texas Christian	L, 1-8
4-08 *	at Southern Methodist	L, 0-9
4-16 *	Texas A&M	L, 3-6

\* – Southwest Conference Match

1 – West Texas Invitational (Canyon, Texas)

1978 Overall Record: 4-16 (H: 2-5 / R: 1-6 / N: 1-5)

Southwest Conference: 0-8/9th (H: 0-4 / R: 0-4)

Coach: George Philbrick

Date	Opponent	Result
2-03	Angelo State	W, 5-4
2-23 1	vs. Tennessee	L, 0-9
2-24 1	vs. New Mexico	L, 0-9
2-25 1	vs. New Mexico State	L, 3-6
3-05	Oklahoma	L, 0-9
3-06 *	at Texas Christian	L, 0-9
3-10 2	vs. Colorado	L, 1-8
3-11 2	at West Texas A&M	L, 0-9
3-16 2	Abilene Christian	W, 7-2
3-20 *	at Texas A&M	L, 0-9
3-21 *	at Rice	L, 1-8
3-22	at Central Texas	L, 3-6

4-01 *	Baylor	L, 1-8
4-03 *	Southern Methodist	L, 0-9
4-06 *	Houston	L, 0-9
4-07 3	at Hardin-Simmons	W, 5-4
4-07 3	vs. Abilene Christian	W, 7-2
4-08 3	vs. New Mexico State	L, 3-6
4-10 *	Texas	L, 0-9
4-14 *	at Arkansas	L, 0-9

\* – Southwest Conference Match

1 – Tournament of Champions (Corpus Christi, Texas)

2 – West Texas Invitational (Canyon, Texas)

3 – Cowboy Invitational (Abilene, Texas)

1979 Overall Record: 10-14 (H: 2-4 / R: 4-6 / N: 4-4)

Southwest Conference: 1-7/8th (H: 0-4 / R: 1-3)

Coach: Mark Hamilton

Date	Opponent	Result
2-10	at Angelo State	W, 7-2
2-16	at West Texas A&M	W, 5-4
2-28 1	vs. Furman	L, 4-5
3-01 1	vs. Lamar	L, 3-6
3-02 1	vs. Vanderbilt	L, 3-6
3-09 2	vs. Oral Roberts	W, 5-4
3-10 2	at West Texas A&M	L, 3-6
3-11 2	vs. Univ. of Dallas	W, 9-0
3-14	Hardin-Simmons	W, 8-1
3-19 3	vs. Dartmouth	W, 7-2
3-20 3	vs. Northwestern	L, 4-5
3-21 3	at Cal State-Dominguez Hills	W, 6-3
3-22	at Redlands	L, 4-5
3-23 4	vs. Tulsa	W, 6-3
3-24 4	at Pepperdine	L, 1-8
3-30 *	at Southern Methodist	L, 0-9
4-03	North Texas	W, 8-1
4-06 *	at Houston	L, 0-9
4-09 *	Texas A&M	L, 1-8
4-10 *	Rice	L, 4-5
4-17 *	Texas Christian	L, 2-7
4-21 *	Arkansas	L, 0-9
4-26 *	at Baylor	W, 9-0
4-27 *	at Texas	L, 0-9

\* – Southwest Conference Match

1 – Tournament of Champions (Corpus Christi, Texas)

2 – West Texas Invitational (Canyon, Texas)

3 – Cal State-Dominguez Hills (Carson, Calif.)

4 – Malibu, Calif.

1980 Overall Record: 14-15 (H: 5-3 / R: 4-8 / N: 5-4)

Southwest Conference: 1-7/8th (H: 1-3 / R: 0-4)

Coach: Mark Hamilton

Date	Opponent	Result
2-8	Angelo State	W, 8-0
2-15 1	vs. Southern Colorado	W, 8-1
2-15 1	vs. New Mexico	L, 3-6
2-16 1	vs. Oklahoma City	W, 6-3
2-17 1	at West Texas A&M	W, 6-3
2-27	Hardin-Simmons	W, 7-2
3-5 2	vs. Brigham Young	L, 1-8
3-6 2	vs. Oklahoma	L, 4-5
3-7 2	vs. Illinois State	W, 8-1
3-8 2	vs. Louisiana-Lafayette	L, 3-6
3-14 3	vs. California-Irvine	W, 6-3
3-15 3	at San Diego	L, 2-7
3-16 3	vs. Yale	W, 6-3
3-18	at Redlands	L, 1-5
3-19	at Arizona State	L, 2-7
3-21	at New Mexico State	W, 8-1
3-25 *	Houston	L, 1-8

# ALL-TIME RESULTS

3-27	*	at Rice	.....	L, 1-8
3-28	*	at Texas A&M	.....	L, 1-8
3-29		at Texas-Pan American	.....	W, 8-1
4-1		at Tulsa	.....	L, 4-5
4-2	*	at Arkansas	.....	L, 0-9
4-7		at North Texas	.....	W, 5-4
4-8	*	at Texas Christian	.....	L, 1-8
4-10	*	Texas	.....	L, 1-8
4-12	*	Baylor	.....	W, 8-1
4-15	*	Southern Methodist	.....	L, 1-8
4-17		Hardin-Simmons	.....	W, 8-1
4-19		New Mexico Military Institute	.....	W, 7-2

\* – Southwest Conference Match  
 1 – West Texas Invitational (Canyon, Texas)  
 2 – Tournament of Champions (Corpus Christi, Texas)  
 3 – San Diego Tournament (San Diego, Calif.)

**1981 Overall Record: 11-14 (H: 5-5 / R: 5-4 / N: 1-5)**  
**Southwest Conference: 2-6/8th (H: 1-3 / R: 1-3)**  
**Coach: Ron Damron**

Date	Opponent	Result
1-31	North Texas	..... W, 5-4
2-11	West Texas A&M	..... L, 3-6
2-17	at Midland College	..... W, 7-2
2-21	West Texas A&M	..... W, 7-2
2-24	* Arkansas	..... L, 0-9
2-27	at New Mexico Military Institute	..... W, 6-3
3-02	* at Texas	..... L, 0-9
3-04	1 vs. Texas-Pan American	..... L, 4-5
3-05	1 vs. New Mexico	..... L, 2-7
3-06	1 vs. Lamar	..... L, 4-5
3-07	1 vs. Arkansas-Little Rock	..... L, 4-5
3-09	Angelo State	..... W, 5-4
3-20	2 at Oklahoma State	..... L, 2-7
3-21	2 vs. Central State	..... W, 7-2
3-22	2 vs. Tyler Junior College	..... L, 2-6
3-27	at Texas Wesleyan	..... W, 9-0
3-28	* at Southern Methodist	..... L, 0-9
4-01	at Hardin-Simmons	..... W, 6-3
4-04	* Rice	..... L, 3-6
4-05	* Texas A&M	..... W, 1-8
4-07	Midland College	..... L, 5-4
4-10	* at Houston	..... L, 0-9
4-11	* at Baylor	..... W, 9-0
4-17	* Texas Christian	..... L, 1-8
4-18	Hardin-Simmons	..... W, 7-2

\* – Southwest Conference Match  
 1 – Tournament of Champions (Corpus Christi, Texas)  
 2 – OSU Invitational (Stillwater, Okla.)

**1982 Overall Record: 15-14 (H: 11-5 / R: 4-8 / N: 0-1)**  
**Southwest Conference: 3-6/7th (H: 2-2 / R: 1-3)**  
**Coach: Ron Damron**

Date	Opponent	Result
2-19	Midwestern State	..... W, 9-0
2-20	* Baylor	..... W, 9-0
2-26	1 vs. New Mexico State	..... L, 4-5
2-27	1 at New Mexico	..... L, 2-7
2-28	1 South Plains	..... W, 9-0
3-01	1 Arizona State	..... L, 1-8
3-03	at West Texas A&M	..... W, 9-0
3-09	Abilene Christian	..... W, 6-3
3-12	* at Texas A&M	..... L, 1-8
3-13	* at Rice	..... W, 5-4
3-14	at Lamar	..... L, 4-5
3-15	at McNeese State	..... W, 7-2
3-16	at Louisiana-Lafayette	..... L, 0-9
3-17	at LSU	..... L, 2-7

3-19	Schreiner	..... W, 9-0
3-20	Lubbock Christian	..... W, 9-0
3-23	Tulane	..... W, 8-1
3-23	Midland College	..... W, 7-2
3-26	at Hardin-Simmons	..... W, 7-0
3-27	* at Texas Christian	..... L, 0-9
3-30	* Southern Methodist	..... L, 0-9
4-02	2 Central Oklahoma	..... W, 7-2
4-03	2 North Texas	..... L, 2-5
4-04	2 Tyler Junior College	..... L, 4-5
4-10	* at Arkansas	..... L, 1-8
4-11	at Oral Roberts	..... L, 2-7
4-16	* Texas	..... L, 2-7
4-17	* Houston	..... W, 8-1
4-20	West Texas A&M	..... W, 7-2

\* – Southwest Conference Match  
 1 – New Mexico Invitational (Albuquerque, N.M.)  
 2 – Texas Tech Invitational (Lubbock, Texas)

**1983 Overall Record: 18-13 (H: 11-6 / R: 7-6 / N: 0-1)**  
**Southwest Conference: 2-6/8th (H: 1-3 / R: 1-3)**  
**Coach: Ron Damron**

Date	Opponent	Result
2-08	at Abilene Christian	..... W, 8-1
2-11	1 Kansas State	..... W, 9-0
2-12	1 Louisiana Tech	..... W, 6-3
2-13	1 Tulsa	..... L, 4-5
2-18	New Mexico Military Institute	..... W, 9-0
2-21	* Arkansas	..... L, 1-8
2-25	at Hardin-Simmons	..... W, 9-0
2-26	at North Texas	..... W, 5-4
2-27	at Texas-Arlington	..... W, 9-0
2-28	* at Southern Methodist	..... L, 1-8
3-02	Midland College	..... W, 9-0
3-04	1 New Mexico	..... L, 3-6
3-05	1 Oklahoma City	..... L, 1-5
3-06	1 North Texas	..... W, 5-2
3-08	Midwestern State	..... W, 8-1
3-09	South Plains	..... W, 9-0
3-12	at California-Irvine	..... L, 3-6
3-13	at San Diego State	..... L, 2-7
3-14	at California State-Fullerton	..... W, 6-3
3-15	at Long Beach State	..... L, 1-8
3-16	2 vs. Yale	..... L, 4-5
3-20	* Rice	..... W, 5-4
3-23	UTSA	..... W, 8-1
3-25	U.S. International	..... W, 5-2
4-02	* at Houston	..... L, 3-6
4-03	at Houston Baptist	..... W, 7-2
4-08	* at Texas	..... L, 0-9
4-09	* at Baylor	..... W, 8-1
4-12	* Texas Christian	..... L, 1-8
4-16	* Texas A&M	..... L, 1-8
4-19	West Texas A&M	..... W, 5-4

\* – Southwest Conference Match  
 1 – Texas Tech Quadrangular (Lubbock, Texas)  
 2 – Irvine, Calif.

**1984 Overall Record: 14-14 (H: 8-4 / R: 1-3 / N: 5-7)**  
**Southwest Conference: 2-6/7th (H: 1-3 / R: 1-3)**  
**Coach: Ron Damron**

Date	Opponent	Result
2-17	West Texas A&M	..... W, 7-2
2-18	Kansas State	..... W, 9-0
2-24	1 vs. Oklahoma	..... L, 4-5
2-25	1 vs. Arizona State	..... W, 5-4
2-26	1 at New Mexico	..... L, 1-5
2-29	Abilene Christian	..... W, 9-0

3-06	Hardin-Simmons	..... W, 9-0
3-08	New Mexico Military Institute	..... W, 7-2
3-11	at San Diego State	..... L, 4-5
3-12	at San Diego	..... L, 4-5
3-13	at California-Irvine	..... L, 4-5
3-14	2 vs. Yale	..... L, 3-6
3-15	3 vs. South Carolina	..... L, 2-7
3-16	at California State-Fullerton	..... W, 6-3
3-20	Midwestern State	..... W, 8-1
3-21	UTSA	..... W, 7-2
3-30	at Tulsa	..... W, 5-4
3-31	* at Arkansas	..... L, 0-9
4-02	* Baylor	..... L, 4-5
4-03	Midland College	..... W, 9-0
4-10	* Southern Methodist	..... L, 0-9
4-13	* at Texas A&M	..... L, 0-9
4-14	* at Rice	..... W, 5-4
4-15	at Houston Baptist	..... W, 5-4
4-17	at Texas-Arlington	..... W, 9-0
4-18	* at Texas Christian	..... L, 1-8
4-21	* Texas	..... L, 1-8
4-22	* Houston	..... L, 4-5

\* – Southwest Conference Match  
 1 – New Mexico Invitational (Albuquerque, N.M.)  
 2 – Newport Beach, Calif.  
 3 – Irvine, Calif.

**1985 Overall Record: 16-15 (H: 9-6 / R: 6-7 / N: 1-3)**  
**Southwest Conference: 2-6/7th (H: 0-4 / R: 2-2)**  
**Coach: Ron Damron**

Date	Opponent	Result
2-12	at Angelo State	..... W, 8-1
2-15	Midland College	..... W, 6-3
2-17	at North Texas	..... W, 8-1
2-18	* at Southern Methodist	..... L, 0-9
2-22	1 vs. Oklahoma	..... W, 5-4
2-23	1 vs. New Mexico	..... L, 4-5
2-24	1 at Arizona State	..... L, 2-7
3-01	* Rice	..... L, 4-5
3-02	Nebraska	..... W, 8-1
3-03	West Texas A&M	..... W, 6-3
3-09	at California-Irvine	..... L, 0-9
3-10	2 vs. Kansas	..... L, 1-8
3-11	at San Diego State	..... L, 3-6
3-12	at San Diego	..... L, 4-5
3-14	2 vs. Yale	..... L, 2-7
3-15	at Cal State-Fullerton	..... W, 9-0
3-22	UTSA	..... W, 6-3
3-22	Texas State	..... L, 4-5
3-23	New Mexico State	..... W, 8-1
3-26	* Arkansas	..... L, 0-9
3-30	* at Baylor	..... W, 5-4
3-31	at Texas-Arlington	..... W, 9-0
4-03	* Texas Christian	..... L, 2-7
4-10	Odessa College	..... W, 9-0
4-12	* at Texas	..... L, 0-9
4-13	at Houston Baptist	..... L, 4-5
4-14	* at Houston	..... W, 6-3
4-16	Midwestern State	..... W, 9-0
4-17	Hardin-Simmons	..... W, 6-3
4-19	Abilene Christian	..... W, 9-0
4-20	* Texas A&M	..... L, 3-6

\* – Southwest Conference Match  
 1 – Arizona State Quadrangular (Tempe, Ariz.)  
 2 – Irvine, Calif.

## ALL-TIME RESULTS

1986 Overall Record: 11-17 (H: 9-5 / R: 2-7 / N: 0-5)

Southwest Conference: 0-8/9th (H: 0-4 / R: 0-4)

Coach: Ron Damron

Date	Opponent	Result
2-13	West Texas A&M	W, 7-1
2-19	Angelo State	W, 9-0
2-21	New Mexico State	W, 8-1
2-22	North Texas	W, 8-1
2-22	Houston Baptist	W, 5-4
2-25	* Southern Methodist	L, 0-9
2-28	1 vs. Arizona	L, 2-7
3-01	1 at New Mexico	L, 3-6
3-01	1 vs. Utah	L, 0-6
3-02	1 vs. Colorado	L, 4-5
3-05	Hardin-Simmons	W, 7-2
3-10	New Mexico State	W, 6-3
3-11	at West Texas A&M	W, 5-4
3-17	at San Diego	L, 1-8
3-18	2 vs. Yale	L, 1-8
3-19	at San Diego State	L, 4-5
3-20	3 vs. Princeton	L, 1-5
3-20	at Cal State-Fullerton	W, 5-0
3-23	* at Arkansas	L, 0-9
4-01	Abilene Christian	L, 3-6
4-04	* at Texas A&M	L, 2-7
4-05	* at Rice	L, 0-9
4-09	UTEP	W, 5-0
4-10	UTSA	W, 7-2
4-12	* at Texas Christian	L, 0-9
4-15	* Houston	L, 4-5
4-19	* Baylor	L, 3-6
4-20	* Texas	L, 1-8

\* – Southwest Conference Match

1 – New Mexico Invitational (Albuquerque, N.M.)

2 – San Diego, Calif.

3 – Irvine, Calif.

1987 Overall Record: 10-21 (H: 6-5 / R: 2-8 / N: 2-8)

Southwest Conference: 0-8/9th (H: 0-3 / R: 0-5)

Coach: Ron Damron

Date	Opponent	Result
1-23	1 vs. New Mexico State	L, 3-6
1-23	1 vs. Houston Baptist	L, 3-6
1-24	1 at UTEP	W, 6-3
1-24	1 vs. Oral Roberts	W, 6-1
1-25	1 vs. New Mexico	L, 1-5
2-16	* at Texas Christian	L, 2-7
2-16	* at Southern Methodist	L, 2-7
2-20	New Mexico State	W, 9-0
2-20	North Texas	W, 5-1
2-21	Colorado	L, 3-6
2-27	2 vs. Brigham Young	W, 5-2
2-27	2 vs. Oklahoma	L, 1-5
2-28	2 at New Mexico	L, 2-7
3-01	2 vs. Weber State	L, 1-5
3-04	Midwestern State	W, 8-1
3-05	UTEP	W, 7-0
3-09	* Arkansas	L, 3-6
3-10	Abilene Christian	W, 6-3
3-15	at San Diego State	L, 1-8
3-16	3 vs. Yale	L, 4-5
3-17	4 vs. Princeton	L, 2-7
3-18	4 vs. Indiana	L, 1-8
3-20	at Cal State-Fullerton	W, 5-1
3-28	* at Texas	L, 0-9
4-01	West Texas A&M	W, 6-3
4-04	* Texas A&M	L, 1-8
4-05	UTSA	L, 1-8

4-11	at Trinity	L, 1-8
4-12	* at Houston	L, 2-7
4-16	* Rice	L, 1-8
4-22	* at Baylor	L, 4-5

\* – Southwest Conference Match

1 – UTEP Invitational (El Paso, Texas)

2 – Lobo Invitational (Albuquerque, N.M.)

3 – San Diego, Calif.

4 – Irvine, Calif.

1988 Overall Record: 18-8 (H: 14-2 / R: 1-6 / N: 3-1)

Southwest Conference: 2-5/T5th (H: 2-2 / R: 0-3)

Coach: Ron Damron

Date	Opponent	Result
2-05	1 vs. Murray State	W, 5-4
2-06	1 at UNLV	W, 6-0
2-07	1 vs. [21] Oregon	W, 8-1
2-12	North Texas	W, 6-0
2-13	Colorado	W, 5-2
2-13	Texas-Pan American	W, 6-0
2-14	Oral Roberts	W, 6-0
2-19	Colorado State	W, 6-0
2-20	Texas State	W, 7-2
2-20	Tulsa	W, 7-2
2-24	* Texas Christian	L, 1-8
2-27	2 vs. UTEP	W, 8-1
2-28	2 at New Mexico	L, 3-6
3-01	Hardin-Simmons	W, 9-0
3-02	Midland College	W, 6-3
3-08	West Texas A&M	W, 5-1
3-09	UTEP	W, 5-1
3-24	at Oklahoma	L, 4-5
3-25	at Oklahoma State	L, 1-8
3-26	* at Arkansas	L, 1-8
3-30	* Southern Methodist	W, 7-2
4-04	* Texas	L, 4-5
4-10	* Baylor	W, 6-3
4-12	Abilene Christian	W, 8-1
4-15	* at Rice	L, 3-6
4-16	* at Texas A&M	L, 4-5
4-22	3 vs. Texas Christian	L, 0-5

\* – Southwest Conference Match

1 – UNLV Invitational (Las Vegas, Nev.)

2 – UNM Triangular (Albuquerque, N.M.)

3 – SWC Championships (Austin, Texas)

1989 Overall Record: 17-11 (H: 10-3 / R: 3-7 / N: 4-1)

Southwest Conference: 2-5/T6th (H: 1-2 / R: 1-3)

Coach: Ron Damron

Date	Opponent	Result
2-01	West Texas A&M	W, 8-1
2-03	1 Texas-Pan American	W, 9-0
2-04	1 Texas-Arlington	W, 8-0
2-04	1 Tulsa	W, 6-2
2-09	2 at UNLV	L, 4-5
2-10	2 vs. U.S. International	W, 6-3
2-11	2 vs. San Diego State	W, 7-2
2-24	3 vs. Weber State	W, 6-0
2-25	3 vs. New Mexico State	W, 6-2
2-26	3 at New Mexico	W, 5-1
3-03	North Texas	W, 6-0
3-04	Colorado	W, 5-2
3-05	UTEP	W, 6-3
3-07	Hardin-Simmons	W, 9-0
3-13	* Arkansas	L, 2-6
3-20	at Arizona State	L, 2-7
3-21	at Arizona	L, 2-7
3-22	4 Ohio State	L, 4-5

3-23	at Loyola-Marymount	W, 8-0
3-25	at Pepperdine	L, 0-8
3-31	* at Baylor	W, 8-1
4-01	* at Texas	L, 2-7
4-05	West Texas A&M	W, 9-0
4-07	* Rice	L, 4-5
4-08	* Texas A&M	W, 5-3
4-14	* at Southern Methodist	L, 1-8
4-15	* at Texas Christian	L, 1-8
4-22	5 vs. Rice	L, 2-6

\* – Southwest Conference Match

1 – Texas Tech Invitational (Lubbock, Texas)

2 – UNLV Invitational (Las Vegas, Nev.)

3 – Lobo Invitational (Albuquerque, N.M.)

4 – Tempe, Ariz.

5 – SWC Championships (Fort Worth, Texas)

1990 Overall Record: 23-7 (H: 12-2 / R: 5-2 / N: 5-3)

Southwest Conference: 3-4/T4th (H: 2-2 / R: 1-2)

Coach: Ron Damron

Date	Opponent	(Tech) Ranked	Result
1-30	Abilene Christian	—	W, 7-2
2-01	North Texas	—	W, 8-1
2-02	Tulsa	—	W, 7-0
2-03	New Mexico State	—	W, 6-1
2-04	Colorado	—	W, 5-2
2-09	UTEP	—	W, 6-2
2-09	Texas-Pan American	—	W, 5-0
2-10	Wichita State	—	W, 6-0
2-15	Texas-Arlington	—	W, 9-0
2-17	* [12] Texas Christian	—	L, 4-5
2-25	at [25] Trinity	—	W, 5-2
3-3	1 at New Mexico	—	W, 5-4
3-4	1 vs. Northern Arizona	—	W, 6-0
3-14	West Texas A&M	—	W, 8-0
3-16	2 at UNLV	—	W, 5-4
3-17	2 vs. Murray State	[23]	W, 6-0
3-19	3 vs. Princeton	[23]	W, 6-3
3-20	4 vs. Louisiana-Monroe	[23]	W, 6-3
3-21	4 vs. Fresno State	[23]	L, 1-5
3-22	4 vs. Princeton	[23]	W, 6-3
3-23	4 vs. Long Beach State	[23]	W, 5-3
3-24	4 vs. San Diego State	[23]	L, 0-6
3-30	* at Rice	[23]	L, 2-7
3-31	* at Texas A&M	[23]	L, 1-8
4-3	* Baylor	[23]	W, 8-1
4-6	at Arkansas-Little Rock	[23]	W, 5-1
4-7	* at Arkansas	[23]	W, 5-4
4-10	* Southern Methodist	[22]	W, 8-1
4-11	* [12] Texas	[22]	L, 4-5
4-20	5 vs. Texas A&M	—	L, 1-5

\* – Southwest Conference Match

1 – Lobo Invitational (Albuquerque, N.M.)

2 – UNLV Invitational (Las Vegas, Nev.)

3 – Los Angeles, Calif.

4 – Anteatr Invitational (Irvine, Calif.)

5 – SWC Championships (Houston, Texas)

# ALL-TIME RESULTS

**1991 Overall Record: 15-12 (H: 9-2 / R: 4-8 / N: 2-2)**  
**Southwest Conference: 2-5/8th (H: 1-2 / R: 1-3)**  
**Coach: Ron Damron**

Date	Opponent	TT	Result
1-25	at New Mexico State.....	—	W, 6-0
1-26	at UTEP.....	—	W, 5-1
1-31	North Texas.....	—	W, 6-0
2-1	Texas State.....	—	W, 6-0
2-2	Arkansas-Little Rock.....	—	W, 6-2
2-3	UTEP.....	—	W, 6-0
2-8	Colorado State.....	—	W, 6-0
2-9	Texas-Pan American.....	—	W, 6-1
2-23 1	at New Mexico.....	—	L, 2-7
2-24 1	vs. Oklahoma.....	—	W, 6-3
2-28	Abilene Christian.....	—	W, 9-0
3-3 *	[15] Arkansas.....	—	L, 3-6
3-13	West Texas A&M.....	—	W, 7-2
3-17	at UNLV.....	—	L, 1-5
3-19	at [25] San Diego State.....	—	L, 3-6
3-20 2	vs. Princeton.....	—	W, 5-4
3-21	at Long Beach State.....	—	L, 4-5
3-22 3	vs. Yale.....	—	L, 3-6
3-23	at [20] California-Irvine.....	—	L, 2-7
3-29 *	[24] Rice.....	—	L, 3-6
3-30 *	Texas A&M.....	—	W, 5-4
4-4	at Trinity.....	—	W, 5-3
4-5 *	at Baylor.....	—	W, 7-1
4-6 *	at [11] Texas.....	—	L, 3-5
4-12 *	at Southern Methodist.....	—	L, 4-5
4-13 *	at [17] Texas Christian.....	—	L, 2-7
4-19 4	vs. [11] Texas.....	—	L, 3-5

\* – Southwest Conference Match  
 1 – Lobo Invitational (Albuquerque, N.M.)  
 2 – Newport Beach Tennis Club (Newport Beach, Calif.)  
 4 – SWC Championships (College Station, Texas)

**1992 Overall Record: 12-12 (H: 8-1 / R: 1-8 / N: 3-3)**  
**Southwest Conference: 2-4/T5th (H: 2-1 / R: 0-3)**  
**Coach: Steve Clark**

Date	Opponent	TT	Result
1-31	Texas-Pan American.....	—	W, 5-1
2-01	UTEP.....	—	W, 5-1
2-01	Arkansas-Little Rock.....	—	W, 5-2
2-07 1	Tulsa.....	—	W, 7-1
2-08 1	New Mexico State.....	—	W, 9-0
2-09 1	North Texas.....	—	W, 5-1
2-12 *	at [6] Texas Christian.....	—	L, 2-7
2-28	at [19] Arkansas.....	—	L, 0-7
3-01	at Tulsa.....	—	W, 6-3
3-02	at Oklahoma.....	—	L, 2-7
3-06 2	vs. Brigham Young.....	—	W, 5-4
3-07 2	at New Mexico.....	—	L, 2-5
3-08 2	vs. Wichita State.....	—	W, 5-2
3-15	at UC-Santa Barbara.....	—	L, 1-5
3-16 3	vs. Pepperdine.....	—	L, 2-7
3-17 3	vs. Yale.....	—	W, 5-4
3-18 3	vs. Princeton.....	—	L, 1-8
3-20	at UNLV.....	—	L, 1-8
3-28 *	Baylor.....	—	W, 9-0
3-31 *	Texas.....	—	W, 5-4
4-03 *	at [19] Texas A&M.....	—	L, 1-8
4-04 *	at [17] Rice.....	—	L, 2-7
4-08 *	Southern Methodist.....	—	L, 4-5
4-18 4	vs. [16] Texas A&M.....	—	L, 0-6

\* – Southwest Conference Match  
 1 – Texas Tech Quadrangular (Lubbock, Texas)  
 2 – Lobo Invitational (Albuquerque, N.M.)  
 3 – Newport Beach Tennis Club (Newport Beach, Calif.)  
 4 – SWC Championships (Austin, Texas)

**1993 Overall Record: 14-10 (H: 6-3 / R: 2-5 / N: 6-2)**  
**Southwest Conference: 2-4/T5th (H: 1-1 / R: 1-2 / N: 1-0)**  
**Coach: Tim Siegel**

Date	Opponent	TT	Result
2-05 1	Louisiana-Monroe.....	—	W, 4-2
2-06 1	UTEP.....	—	W, 5-0
2-07 1	Arkansas-Little Rock.....	—	L, 3-4
2-12	Tulsa.....	—	W, 4-3
2-13	New Mexico State.....	—	W, 6-1
2-14	North Texas.....	—	W, 5-0
2-19	at UTEP.....	—	W, 5-1
2-20	at New Mexico State.....	—	W, 4-1
2-21 2	vs. UTSA.....	—	W, 5-0
2-26	at New Mexico.....	—	L, 1-6
2-27 3	vs. Northern Arizona.....	—	W, 5-1
3-07	[16] Arkansas.....	—	L, 0-7
3-13 4	vs. Southern Mississippi.....	—	W, 5-2
3-14 4	vs. Idaho State.....	—	W, 5-1
3-15 4	at UNLV.....	—	L, 2-5
3-16 5	vs. Yale.....	—	W, 4-3
3-18 5	vs. Princeton.....	—	L, 2-5
3-26 *	at Southern Methodist.....	—	L, 2-5
3-27 *	at [15] Texas Christian.....	—	L, 2-5
4-02 *	at [10] Texas.....	—	L, 0-7
4-08 *	Rice.....	—	W, 4-3
4-17 *	[25] Texas A&M.....	—	L, 3-4
4-22 *	vs. Baylor (Fort Worth, Texas).....	—	W, 6-1
4-23 6	vs. Rice.....	—	L, 1-6

\* – Southwest Conference Match  
 1 – Texas Tech Quadrangular (Lubbock, Texas)  
 2 – Las Cruces, N.M.  
 3 – Albuquerque, N.M.  
 4 – UNLV Invitational (Las Vegas, Nev.)  
 5 – Newport Beach Tennis Club (Newport Beach, Calif.)  
 6 – SWC Championships (Fort Worth, Texas)

**1994 Overall Record: 12-13 (H: 5-4 / R: 3-6 / N: 4-3)**  
**Southwest Conference: 1-5/T5th (H: 1-3 / R: 0-2)**  
**Coach: Tim Siegel**

Date	Opponent	TT	Result
1-20	at [18] New Mexico.....	—	L, 2-5
1-21 1	vs. [25] Brigham Young.....	—	W, 4-3
2-4 2	Louisiana-Monroe.....	—	W, 4-0
2-5 2	UTEP.....	—	W, 4-2
2-6 2	New Mexico State.....	—	W, 4-1
2-12 *	[15] Texas Christian.....	—	L, 0-7
2-17	at Tulsa.....	—	W, 4-3
2-18	at Oklahoma.....	—	L, 3-4
2-19	at Oklahoma State.....	—	W, 4-0
2-20	at [20] Arkansas.....	—	L, 0-5
3-5 *	[4] Texas.....	—	L, 1-6
3-17 3	vs. Idaho State.....	—	W, 6-1
3-19 3	vs. Iowa.....	—	W, 4-3
3-20 3	at [46] Boise State.....	—	L, 3-4
3-20 3	vs. UC-Santa Barbara.....	—	W, 4-2
3-26 *	Southern Methodist.....	—	L, 3-4

4-2	UTSA.....	[47]	W, 6-0
4-2	McLennan Junior College.....	[47]	L, 2-4
4-6 *	Baylor.....	[47]	W, 4-2
4-10 *	at [49] Rice.....	[47]	L, 3-4
4-12 *	at [25] Texas A&M.....	[47]	L, 1-6
4-22 4	at [48] Rice.....	[47]	W, 4-3
4-23 4	vs. [25] Texas A&M.....	[47]	L, 1-5
4-24 4	vs. [5] Texas.....	[47]	L, 0-4
5-14 5	vs. [18] Texas A&M.....	[47]	L, 0-4

\* – Southwest Conference Match  
 1 – Las Cruces, N.M.  
 2 – Texas Tech Quadrangular (Lubbock, Texas)  
 3 – Bronco Invitational (Boise, Idaho)  
 4 – SWC Championships (Fort Worth, Texas)  
 5 – NCAA Region VI Championships (Houston, Texas)

**1995 Overall Record: 11-12 (H: 5-2 / R: 3-8 / N: 3-2)**  
**Southwest Conference: 1-5/T6th (H: 0-2 / R: 1-3)**  
**Coach: Tim Siegel**

Date	Opponent	TT	Result
1-27	at [29] New Mexico.....	—	L, 1-6
1-29 1	vs. [21] Kansas.....	—	L, 2-4
2-5	[30] Arkansas.....	—	W, 4-3
2-10	Tyler Junior College.....	—	W, 6-1
2-12	North Texas.....	—	W, 7-0
2-17	Texas-Arlington.....	—	W, 7-0
2-17	West Texas A&M.....	—	W, 6-0
2-24	at [44] Louisiana-Lafayette.....	—	W, 4-3
2-25 2	vs. Louisiana-Monroe.....	—	W, 5-2
2-26	at [14] LSU.....	—	L, 0-7
2-27	at [50] Tulane.....	—	L, 2-5
3-12	at [rv] UC-Santa Barbara.....	[40]	L, 1-6
3-13 3	vs. Wisconsin.....	[40]	W, 5-2
3-14 3	vs. [50] Princeton.....	[40]	L, 3-4
3-21 4	vs. Nebraska.....	[40]	W, 5-2
3-21	at Abilene Christian.....	[34]	W, 5-2
3-26 *	at [8] Texas.....	[34]	L, 3-4
3-27 *	at Baylor.....	[34]	W, 5-2
4-2 *	at [40] Southern Methodist.....	[34]	L, 3-4
4-3 *	at [10] Texas Christian.....	[34]	L, 0-7
4-13 *	Rice.....	[42]	L, 3-4
4-15 *	[21] Texas A&M.....	[42]	L, 2-5
4-21 5	at [22] Texas A&M.....	[47]	L, 0-4

\* – Southwest Conference Match  
 1 – Albuquerque, N.M.  
 2 – New Orleans, La.  
 3 – Newport Beach Tennis Club (Newport Beach, Calif.)  
 4 – Abilene, Texas  
 6 – SWC Championships (College Station, Texas)

## ALL-TIME RESULTS

1996 Overall Record: 14-12 (H: 5-4 / R: 5-3 / N: 4-5)

Southwest Conference: 2-4/5th (H: 1-3 / R: 1-1)

Coach: Tim Siegel

Date	Opponent	TT	Result
2-2	Abilene Christian.....	[37].....	W, 7-0
2-13	Texas-Arlington.....	[37].....	W, 6-1
2-17	* [5] Texas Christian.....	[37].....	L, 0-7
2-21	North Texas.....	[37].....	W, 7-0
2-24	* Baylor.....	[37].....	W, 6-1
2-26	at [26] Arkansas-Little Rock.....	[37].....	W, 5-2
2-27	at [25] Arkansas.....	[37].....	W, 5-2
3-3	* [18] Texas.....	[34].....	L, 3-4
3-6	Old Dominion.....	[34].....	W, 4-0
3-8	1 vs. [16] Kansas.....	[34].....	L, 3-4
3-9	1 vs. [46] Illinois.....	[34].....	W, 4-2
3-10	1 vs. [48] Colorado.....	[34].....	L, 2-4
3-16	* [40] Southern Methodist.....	[34].....	L, 3-4
3-24	* at Rice.....	[34].....	W, 4-3
3-26	* at [22] Texas A&M.....	[34].....	L, 3-4
3-28	2 at UC-Santa Barbara.....	[34].....	W, 4-2
3-29	2 vs. [36] Boise State.....	[34].....	L, 1-6
3-30	2 vs. New Mexico State.....	[34].....	W, 4-3
4-6	[33] Louisiana-Lafayette.....	[44].....	L, 3-4
4-12	at [14] New Mexico.....	[44].....	L, 1-6
4-13	3 vs. Oregon.....	[44].....	W, 5-1
4-14	at [20] UNLV.....	[46].....	W, 4-3
4-19	4 vs. Southern Methodist.....	[46].....	W, 4-3
4-20	4 at [4] Texas Christian.....	[46].....	L, 0-6
4-21	4 vs. [13] Texas.....	[46].....	L, 1-4
5-10	5 vs. [19] Texas A&M.....	[44].....	L, 3-4

\* - Southwest Conference Match

1 - HEB Tournament of Champions (Corpus Christi, Texas)

2 - Gaucho Classic (Santa Barbara, Calif.)

3 - Las Vegas, Nev.

4 - SWC Championships (Fort Worth, Texas)

5 - NCAA Region VI Championships (Austin, Texas)

1997 Overall Record: 11-14 (H: 5-3 / R: 2-6 / N: 4-5)

Big 12 Conference: 4-5/15th (H: 2-3 / R: 2-2)

Coach: Tim Siegel

Date	Opponent	TT	Result
2-1	Tyler Junior College.....	[40].....	W, 4-3
2-11	[37] Arkansas.....	[40].....	W, 4-3
2-16	at [22] New Mexico.....	[40].....	L, 1-6
2-25	Abilene Christian.....	[40].....	W, 6-1
3-1	at Texas-Arlington.....	[40].....	L, 2-5
3-2	at [11] Texas Christian.....	[40].....	L, 1-6
3-7	1 vs. Rollins College.....	[39].....	W, 5-1
3-8	1 vs. [4] Boise State.....	[39].....	L, 1-4
3-8	1 vs. [49] Clemson.....	[39].....	L, 2-5
3-9	1 vs. [57] Minnesota.....	[39].....	L, 1-6
3-12	* Baylor.....	[39].....	L, 2-5
3-21	* [52] Oklahoma State.....	[71].....	L, 1-6
3-23	* [43] Oklahoma.....	[71].....	W, 4-3
3-27	2 at [30] UC-Santa Barbara.....	[71].....	L, 0-5
3-28	2 vs. Pacific.....	[71].....	W, 6-1
3-29	2 vs. [59] Louisiana-Lafayette.....	[71].....	W, 4-3
3-30	2 vs. New Mexico State.....	[71].....	W, 4-2
4-5	* at [16] Texas.....	[64].....	L, 1-6
4-11	* at [42] Colorado.....	[64].....	L, 2-5
4-12	* at Nebraska.....	[64].....	W, 6-1
4-14	* Missouri.....	[64].....	W, 7-0
4-20	* [20] Kansas.....	[61].....	L, 1-6
4-23	* at [58] Texas A&M.....	[61].....	W, 4-2
4-25	3 vs. [40] Oklahoma State.....	[61].....	L, 3-4
5-9	4 vs. [37] SMU.....	[60].....	L, 2-4

\* - Big 12 Conference Match

1 - HEB Tournament of Champions (Corpus Christi, Texas)

2 - Gaucho Classic (Santa Barbara, Calif.)

3 - Las Vegas, Nev.

4 - Big 12 Championships (Fort Worth, Texas)

5 - NCAA Region VI Championships (Fort Worth, Texas)

1998 Overall Record: 11-15 (H: 4-3 / R: 2-6 / N: 5-6)

Big 12 Conference: 2-7/8th (H: 0-3 / R: 1-4 / N: 1-0)

Coach: Tim Siegel

Date	Opponent	TT	Result
1-31	at New Mexico.....	.....	L, 2-5
2-06	Abilene Christian.....	.....	W, 8-1
2-06	West Texas A&M.....	.....	W, 9-0
2-08	New Mexico State.....	.....	W, 4-3
2-10	at Arkansas.....	.....	L, 3-4
2-11	at Arkansas-Little Rock.....	.....	W, 4-3
2-22	* Texas A&M.....	.....	L, 0-7
2-28	* Colorado.....	.....	L, 3-4
3/6	1 vs. Middle Tennessee State.....	.....	W, 4-2
3-7	1 vs. SMU.....	.....	W, 4-3
3-8	1 vs. Tulsa.....	.....	L, 1-4
3-9	1 vs. Oklahoma State.....	.....	L, 0-4
3-14	* Texas.....	.....	L, 2-5
3-17	Texas-Arlington.....	.....	W, 6-1
3-21	* at Baylor.....	[71].....	L, 3-4
3-26	2 vs. [18] Boise State.....	[71].....	L, 0-4
3-27	2 vs. [62] Colorado.....	[71].....	W, 4-0
3-28	2 vs. San Diego State.....	[71].....	L, 1-4
4-4	* at Oklahoma State.....	.....	L, 2-5
4-5	* at Oklahoma.....	.....	L, 2-5
4-11	* at Kansas.....	.....	L, 2-5
4-12	* at Missouri.....	.....	W, 5-2
4-22	* vs. Nebraska (Kansas City, Mo.).....	.....	W, 6-1
4-23	3 vs. Nebraska.....	.....	W, 4-0
4-24	3 vs. Texas.....	.....	L, 1-4
5-15	4 vs. SMU.....	.....	L, 4-0

\* - Big 12 Conference Match

1 - HEB Tournament of Champions (Corpus Christi, Texas)

2 - Gaucho Classic (Santa Barbara, Calif.)

3 - Big 12 Championships (Lincoln, Neb.)

4 - NCAA Region VI Championships (Austin, Texas)

1999 Overall Record: 15-10 (H: 8-1 / R: 3-4 / N: 4-5)

Big 12 Conference: 4-4/T4th (H: 3-1 / R: 1-3)

Coach: Tim Siegel

Date	Opponent	TT	Result
2-5	Abilene Christian.....	[71].....	W, 7-0
2-7	West Texas A&M.....	[71].....	W, 7-0
2-13	Arkansas-Little Rock.....	[71].....	W, 4-2
2-14	[39] Arkansas.....	[71].....	W, 4-2
2-19	* at Colorado.....	[71].....	W, 4-3
2-21	* at [64] Nebraska.....	[71].....	L, 3-4
2-27	at [5] Texas Christian.....	[71].....	L, 1-6
2-28	at Texas-Arlington.....	[71].....	W, 5-2
3-5	1 vs. [23] Minnesota.....	[71].....	W, 4-2
3-5	1 vs. [52] Clemson.....	[71].....	W, 4-2
3-6	1 vs. [19] Baylor.....	[71].....	L, 0-4
3-6	1 vs. [5] Texas Christian.....	[71].....	L, 0-4
3-13	* Oklahoma.....	[49].....	W, 7-0
3-20	* [7] Baylor.....	[49].....	L, 3-4
3-25	2 at UC-Santa Barbara.....	[34].....	W, 4-0
3-26	2 vs. New Mexico State.....	[34].....	W, 4-0
3-27	2 vs. [54] Boise State.....	[34].....	W, 5-1
3-28	2 vs. [5] Southern Methodist.....	[34].....	L, 0-4
4-1	* at Texas A&M.....	[34].....	L, 2-5
4-3	* at [6] Texas.....	[34].....	L, 1-6
4-9	* Oklahoma State.....	[28].....	W, 4-3
4-18	* [40] Kansas.....	[28].....	W, 5-2
4-23	Tyler Junior College.....	[32].....	W, 6-1

4-29 3 vs. [64] Nebraska.....[32].....L, 3-4  
5-13 4 vs. [23] Texas A&M.....[34].....L, 4-3

\* - Big 12 Conference Match

1 - HEB Tournament of Champions (Corpus Christi, Texas)

2 - Gaucho Classic (Santa Barbara, Calif.)

3 - Big 12 Championships (College Station, Texas)

4 - NCAA Championships First/Second Round (Austin, Texas)

2000 Overall Record: 9-12 (H: 5-2 / R: 2-6 / N: 2-4)

Big 12 Conference: 3-5/6th (H: 2-2 / R: 1-3)

Coach: Tim Siegel

Date	Opponent	TT	Result
2-03	Abilene Christian.....	[35].....	W, 6-1
2-05	[67] Texas-Arlington.....	[35].....	W, 6-1
2-20	Texas-San Antonio.....	[35].....	W, 7-2
2-24	at [34] Arizona State.....	[35].....	L, 3-4
2-25	at [55] Arizona.....	[35].....	L, 3-4
3-03	1 vs. [42] William & Mary.....	[38].....	W, 4-2
3-04	1 vs. [31] Washington.....	[38].....	L, 2-4
3-04	1 vs. [58] Tulsa.....	[38].....	L, 3-4
3-05	1 vs. Middle Tennessee State.....	[38].....	L, 2-4
3-11	* [14] Texas.....	[46].....	L, 0-7
3-13	at San Diego State.....	[46].....	L, 2-5
3-14	2 vs. [65] Wisconsin.....	[46].....	W, 5-2
3-15	at San Diego.....	[56].....	W, 4-3
3-19	* [60] Colorado.....	[56].....	W, 5-2
3-25	* at Kansas.....	[56].....	L, 2-5
3-27	* at [8] Baylor.....	[56].....	L, 3-4
4-07	* [15] Texas A&M.....	[60].....	L, 4-1
4-09	* Nebraska.....	[60].....	W, 5-2
4-15	* at Oklahoma State.....	[63].....	L, 2-5
4-16	* at [52] Oklahoma.....	[63].....	W, 4-3
4-28	3 vs. [16] Texas.....	[68].....	L, 1-4

\* - Big 12 Conference Match

1 - HEB Tournament of Champions (Corpus Christi, Texas)

2 - San Diego, Calif.

3 - Big 12 Championships (Kansas City, Mo.)

2001 Overall Record: 7-16 (H: 4-4 / R: 1-8 / N: 2-4)

Big 12 Conference: 1-7/8th (H: 1-3 / R: 0-4)

Coach: Tim Siegel

Date	Opponent	TT	Result
2-02	Abilene Christian.....	.....	W, 7-0
2-10	at [43] New Mexico.....	.....	L, 2-4
2-16	at Cal Poly.....	.....	W, 6-1
2-17	at [52] San Diego.....	.....	L, 1-5
2-23	at Texas-Arlington.....	.....	L, 2-4
2-24	at [6] Texas Christian.....	.....	L, 1-4
2-27	Centenary.....	.....	W, 6-0
3-6	* [20] Baylor.....	.....	L, 0-7
3-9	1 vs. [49] Louisville.....	.....	W, 4-3
3-9	1 vs. Oklahoma City.....	.....	L, 1-4
3-10	1 vs. [40] New Mexico.....	.....	L, 3-4
3-11	1 vs. Colorado.....	.....	L, 0-4
3-16	* Oklahoma.....	.....	W, 6-1
3-23	* Oklahoma State.....	[67].....	L, 2-5
3-25	* Kansas.....	[67].....	L, 0-7
3-30	Texas-San Antonio.....	[67].....	W, 5-2
4-1	New Mexico State.....	[67].....	L, 4-3
4-5	* at [5] Texas A&M.....	.....	L, 0-7
4-7	* at [14] Texas.....	.....	L, 1-6
4-13	* at Nebraska.....	.....	L, 1-6
4-15	* at Colorado.....	.....	L, 2-5
4-26	2 vs. Oklahoma.....	.....	W, 4-1
4-27	2 vs. [6] Texas A&M.....	.....	L, 0-4

\* - Big 12 Conference Match

1 - HEB Tournament of Champions (Corpus Christi, Texas)

2 - Big 12 Championships (Waco, Texas)



## ALL-TIME RESULTS

2002 Overall Record: 14-11 (H: 8-2 / R: 2-6 / N: 5-3)

Big 12 Conference: 3-4/T4th (H: 2-1 / R: 1-3)

Coach: Tim Siegel

Date	Opponent	TT	Result
2-03	Centenary.....	—	W, 7-0
2-03 #	New Mexico Military.....	—	W, 7-0
2-14	at [32] Arizona State.....	—	L, 0-7
2-15	at [42] Arizona.....	—	L, 1-6
2-16	at Northern Arizona.....	—	W, 5-2
2-22 1	vs. Idaho.....	—	W, 4-0
2-23 1	at [17] Washington.....	—	L, 0-4
2-24 1	vs. [75] Sacramento State.....	—	W, 6-0
3-08 2	vs. East Tennessee State.....	—	W, 4-0
3-08 2	vs. Boise State.....	—	W, 4-3
3-09 2	vs. [22] Middle Tennessee State.....	—	L, 0-4
3-10 2	vs. Louisville.....	—	L, 1-4
3-14	Texas A&M-Corpus Christi.....	[75]	W, 7-0
3-16	[68] Texas-Arlington.....	[75]	W, 6-1
3-17 *	[69] Colorado.....	[75]	W, 6-1
3-23 *	at [16] Baylor.....	[67]	L, 1-6
3-25 *	at [9] Texas.....	[67]	L, 2-4
3-30	UTSA.....	[68]	W, 7-0
4-05 *	[12] Texas A&M.....	[68]	L, 3-4
4-07 *	Nebraska.....	[68]	W, 6-1
4-12	[51] Rice.....	[68]	W, 5-2
4-14	[57] New Mexico.....	[68]	L, 3-4
4-20 *	at [52] Oklahoma State.....	[60]	L, 3-4
4-21 *	at Oklahoma.....	[60]	W, 6-1
4-26 3	vs. [46] Oklahoma State.....	[60]	W, 4-0
4-27 3	vs. [6] Baylor.....	[60]	L, 1-4

\* – Big 12 Conference Match

# – Exhibition

1 – Husky Invitational (Seattle, Wash.)

2 – HEB Tournament of Champions (Corpus Christi, Texas)

3 – Big 12 Championships (College Station, Texas)

2003 Overall Record: 13-8 (H: 5-1 / R: 4-5 / N: 4-2)

Big 12 Conference: 3-4/5th (H: 1-1 / R: 2-3)

Coach: Tim Siegel

Date	Opponent	TT	Result
2-02	at [32] Rice.....	[56]	L, 3-4
2-03 1	vs. Lamar.....	[56]	W, 6-0
2-11	Abilene Christian.....	[56]	W, 7-0
2-15 2	vs. Illinois State.....	[56]	W, 7-0
2-16 2	at [63] New Mexico.....	[56]	W, 4-3
2-21 *	at Nebraska.....	[56]	W, 5-2
2-22 *	at [69] Colorado.....	[56]	W, 4-3
3-01 *	Oklahoma.....	[56]	W, 6-1
3-07 3	vs. Texas-Arlington.....	[56]	W, 6-1
3-08 3	at Texas A&M-Corpus Christi.....	[56]	W, 4-0
3-09 3	vs. Wichita State.....	[56]	W, 4-0
3-14	Texas A&M-Corpus Christi.....	[56]	W, 5-2
3-15	Northern Arizona.....	[56]	W, 7-0
3-16	New Mexico State.....	[56]	W, 6-1
3-22 *	[4] Baylor.....	[54]	L, 1-6
3-28 4	vs. UC-Santa Barbara.....	[54]	L, 1-6
3-29	at [29] San Diego.....	[54]	L, 3-4
4-04 *	at [19] Texas A&M.....	[54]	L, 0-7
4-05 *	at [21] Texas.....	[54]	L, 1-6
4-12 *	at [34] Oklahoma State.....	[54]	L, 1-6
4-25 5	vs. [11] Texas A&M.....	[58]	L, 0-4

\* – Big 12 Conference Match

1 – Houston, Texas

2 – Lobo Invitational (Albuquerque, N.M.)

3 – HEB Tournament of Champions (Corpus Christi, Texas)

4 – San Diego, Calif.

5 – Big 12 Championships (Kansas City, Mo.)

2004 Overall Record: 12-12 (H: 7-5 / R: 1-4 / N: 4-3)

Big 12 Conference: 2-5/T5th (H: 0-2 / R: 2-3)

Coach: Tim Siegel

Date	Opponent	TT	Result
2-01	Lamar.....	[62]	W, 7-0
2-01	Abilene Christian.....	[62]	W, 6-1
2-08	at [36] Florida State.....	[62]	L, 2-5
2-09	at [75] Central Florida.....	[62]	W, 5-2
2-22	Texas-Arlington.....	[62]	W, 5-2
2-27	[65] Texas A&M-Corpus Christi.....	[60]	L, 1-6
2-29	[73] New Mexico State.....	[60]	W, 5-1
3-05 1	vs. [69] Arkansas-Little Rock.....	[66]	W, 4-2
3-06 1	vs. [68] Cornell.....	[66]	W, 4-1
3-07 1	vs. [46] South Alabama.....	[66]	L, 1-4
3-12 2	vs. [75] Memphis.....	[66]	W, 4-1
3-13 2	vs. [59] Virginia Tech.....	[66]	L, 1-4
3-14 2	at [6] Rice.....	[66]	L, 2-4
3-19	[59] Louisiana-Lafayette.....	[71]	L, 3-4
3-21	[58] New Mexico.....	[71]	W, 4-3
3-27 *	[2] Baylor.....	[71]	L, 1-6
4-02 *	[33] Texas.....	[61]	L, 3-4
4-04 *	Nebraska.....	[61]	W, 4-2
4-10 *	[25] Texas A&M.....	[65]	L, 0-6
4-11 *	Colorado.....	[65]	W, 6-0
4-17 *	at [29] Oklahoma State.....	[67]	L, 3-4
4-18 *	at [62] Oklahoma.....	[67]	L, 3-4
4-30 3	vs. [39] Texas.....	[72]	W, 4-1
5-01 3	vs. [22] Texas A&M.....	[72]	L, 0-4

\* – Big 12 Conference Match

1 – HEB Tournament of Champions (Corpus Christi, Texas)

2 – Rice Invitational (Houston, Texas)

3 – Big 12 Championships (Norman, Okla.)

2005 Overall Record: 25-4 (H: 5-2 / R: 8-1 / N: 12-1)

Big 12 Conference: 5-2/T2nd (H: 1-2 / R: 4-0)

Coach: Tim Siegel

Date	Opponent	TT	Result
2-03	Texas Southern.....	[56]	W, 7-0
2-10	at Hardin-Simmons.....	[52]	W, 5-1
2-11 1	vs. Oral Roberts.....	[52]	W, 7-0
2-11 1	vs. Centenary.....	[52]	W, 5-1
2-12	at Abilene Christian.....	[52]	W, 7-0
2-16	Abilene Christian.....	[54]	W, 4-1
2-18 2	vs. Texas-Pan American.....	[54]	W, 7-0
2-23	McMurry.....	[56]	W, 7-0
2-25	at [15] Washington.....	[52]	W, 4-3
2-26 3	vs. [48] Oregon.....	[52]	W, 4-3
3-04 4	vs. Southeastern Louisiana.....	[35]	W, 4-1
3-04 4	vs. UAB.....	[35]	W, 4-0
3-05 4	vs. [30] South Alabama.....	[35]	W, 4-2
3-06 4	vs. [52] Texas A&M-Corpus Christi.....	[35]	W, 4-2
3-17 5	vs. [55] Purdue.....	[23]	W, 7-0
3-20	at [44] Fresno State.....	[23]	W, 5-1
3-21 6	vs. [32] Clemson.....	[23]	W, 5-2
3-26 *	[11] Oklahoma State.....	[12]	L, 1-4
3-27	[39] TCU.....	[12]	W, 4-3
3-30 *	[59] Oklahoma.....	[10]	W, 5-2
4-08 *	at [38] Texas.....	[10]	W, 5-2
4-09 *	at [14] Texas A&M.....	[10]	W, 4-3
4-16 *	[1] Baylor.....	[9]	L, 0-7
4-22 *	at [71] Nebraska.....	[10]	W, 7-0
4-24 *	at [59] Colorado.....	[10]	W, 6-1
4-29 7	at [38] Texas.....	[10]	L, 1-4
5-14 8	vs. Army.....	[15]	W, 4-0
5-16 8	vs. [17] Wake Forest.....	[15]	W, 4-1
5-21 9	vs. [4] Ole Miss.....	[15]	L, 2-4

\* – Big 12 Conference Match

1 – Abilene, Texas

2 – San Antonio, Texas

3 – Seattle, Wash.

4 – HEB Tournament of Champions (Corpus Christi, Texas)

5 – Malibu, Calif.

6 – Fresno, Calif.

7 – Big 12 Championships (Austin, Texas)

8 – NCAA Championships First/Second Rounds (Lubbock, Texas)

9 – NCAA Championships Round of 16 (College Station, Texas)

2006 Overall Record: 13-11 (H: 6-3 / R: 1-3 / N: 6-5)

Big 12 Conference: 2-5/T5th (H: 1-3 / R: 1-1 / N: 0-1)

Coach: Tim Siegel

Date	Opponent	TT	Result
2-04	Prairie View A&M.....	[21]	W, 6-0
2-04	Abilene Christian.....	[21]	W, 5-1
2-11	Texas Southern.....	[21]	W, 7-0
2-17	at Texas Christian.....	[23]	L, 1-6
2-18 1	vs. [30] San Diego.....	[23]	L, 3-4
2-24	Lamar.....	[38]	W, 7-0
2-26	New Mexico State.....	[38]	W, 5-2
3-02 2	vs. [59] Western Michigan.....	[45]	W, 4-0
3-03 2	vs. [37] Middle Tennessee State.....	[45]	W, 4-3
3-04 2	vs. [19] Louisville.....	[45]	L, 2-4
3-15 3	vs. Troy.....	[37]	W, 4-1
3-16 3	vs. [44] Mississippi State.....	[37]	W, 4-1
3-17 3	vs. [26] VCU.....	[37]	L, 2-4
3-24 4	vs. USF.....	[37]	W, 5-2
3-25 4	vs. Purdue.....	[37]	W, 6-1
3-26 4	at [47] Rice.....	[37]	L, 2-5
4-02 *	at [7] Baylor.....	[43]	L, 2-5
4-07 *	vs. [25] Oklahoma State (at Tulsa).....	[42]	L, 1-6
4-09 *	at [46] Oklahoma.....	[42]	W, 4-3
4-13 *	[18] Texas A&M.....	[42]	L, 3-4
4-16 *	[3] Texas.....	[42]	L, 1-5
4-21 *	[61] Nebraska.....	[46]	W, 6-1
4-23 *	[25] Colorado.....	[46]	L, 3-4
4-28 5	vs. [25] Colorado.....	[50]	L, 3-4

\* – Big 12 Conference Match

1 – Fort Worth, Texas

2 – HEB Tournament of Champions (Corpus Christi, Texas)

3 – Blue-Gray Tennis Classic (Montgomery, Ala.)

4 – Rice Invitational (Houston, Texas)

5 – Big 12 Championships (Austin, Texas)



## ALL-TIME RESULTS

2007 Overall Record: 14-10 (H: 7-1 / R: 1-4 / N: 6-5)

Big 12 Conference: 2-4/5th (H: 1-1 / R: 1-2 / N: 0-1)

Coach: Tim Siegel

Date	Opponent	TT	Result
2-02	Prairie View A&M.....	[44].	W, 4-0
2-02	Samford.....	[44].	W, 7-0
2-04	[62] Denver.....	[44].	UF, 3-3
2-09 1	vs. [42] Louisville.....	[56].	W, 4-1
2-10 1	vs. [34] Middle Tennessee State.....	[56].	W, 4-1
2-11 1	at [17] Washington.....	[53].	L, 1-4
2-17	[30] Rice.....	[43].	W, 4-3
2-27	Abilene Christian.....	[29].	W, 7-0
3-02 2	vs. Texas-Pan American.....	[29].	W, 5-0
3-02 2	vs. [50] Western Michigan.....	[29].	W, 4-1
3-03 2	vs. [32] South Alabama.....	[29].	L, 3-4
3-16 3	vs. [25] VCU.....	[22].	L, 1-4
3-16 3	vs. [52] Brown.....	[22].	W, 4-1
3-17 3	vs. [38] Texas A&M-Corpus Christi.....	[22].	L, 0-4
3-25 *	at Nebraska.....	[34].	W, 4-3
3-30 *	at [33] Texas A&M.....	[34].	L, 2-5
4-01 *	at [12] Texas.....	[34].	L, 3-4
4-06	Lamar.....	[39].	W, 4-0
4-08	New Mexico State.....	[39].	W, 6-0
4-15 *	[4] Baylor.....	[40].	L, 3-4
4-22 *	[7] Oklahoma State.....	[42].	W, 4-3
4-26 *	vs. [31] Oklahoma.....	[35].	L, 3-4
4-27 4	vs. [11] Texas.....	[35].	L, 2-4
5-11 5	vs. [24] VCU.....	[36].	W, 4-1
5-12 5	at [9] UCLA.....	[36].	L, 0-4

\* - Big 12 Conference Match

1 - Husky Invitational (Seattle, Wash.)

2 - HEB Tournament of Champions (Corpus Christi, Texas)

3 - Blue-Gray Tennis Classic (Montgomery, Ala.)

4 - Big 12 Championships (Austin, Texas)

5 - NCAA Championships First/Second Rounds (Los Angeles, Calif.)

2008 Overall Record: 20-6 (H: 7-1 / R: 3-5 / N: 10-0)

Big 12 Conference: 4-2/T5th (H: 3-0 / R: 1-2)

Coach: Tim Siegel

Date	Opponent	TT	Result
1-26	Texas-Pan American.....	[29].	W, 7-0
2-1	Lamar.....	[30].	W, 6-0
2-1	Abilene Christian.....	[30].	W, 5-1
2-8	at [75] UNLV.....	[32].	W, 5-2
2-9 1	vs. [73] San Diego.....	[32].	W, 5-2
2-16 2	vs. Arkansas-Little Rock.....	[31].	W, 5-3
2-17	at [63] Texas Christian.....	[31].	L, 3-4
2-23 3	vs. [58] New Mexico.....	[41].	W, 7-0
2-24	at New Mexico State.....	[41].	W, 6-1
2-29 4	vs. [62] Middle Tennessee State.....	[39].	W, 4-2
2-29 4	vs. [58] New Mexico.....	[39].	W, 4-1
3-1 4	vs. [64] Texas A&M-Corpus Christi.....	[39].	W, 4-2
3-8	[37] Denver.....	[30].	W, 5-2
3-13 5	vs. [64] Wisconsin.....	[25].	W, 4-3
3-14 5	vs. [19] VCU.....	[25].	W, 4-2
3-15 5	vs. [28] Auburn.....	[25].	W, 4-0
3-16	[8] Tulsa.....	[25].	L, 0-4
3-22 *	[19] Texas A&M.....	[21].	W, 4-3
4-4 *	at [67] Oklahoma.....	[18].	W, 7-0
4-6 *	at [21] Oklahoma State.....	[18].	L, 3-4
4-12 *	[4] Texas.....	[20].	W, 4-3
4-13 *	Nebraska.....	[20].	W, 7-0
4-19 *	at [13] Baylor.....	[16].	L, 2-5
4-25 6	at [28] Texas A&M.....	[16].	L, 3-4
5-10 7	vs. [51] Harvard.....	[17].	W, 4-2
5-11 7	at [16] Michigan.....	[17].	L, 2-4

\* - Big 12 Conference Match

1 - San Diego, Calif.  
 2 - Fort Worth, Texas  
 3 - Las Cruces, N.M.  
 4 - HEB Tournament of Champions (Corpus Christi, Texas)  
 5 - Blue-Gray Tennis Classic (Montgomery, Ala.)  
 6 - Big 12 Championships (College Station, Texas)  
 7 - NCAA Championships First/Second Rounds (Ann Arbor, Mich.)

2009 Overall Record: 13-12 (H: 6-2 / R: 3-5 / N: 4-5)

Big 12 Conference: 2-4/5th (H: 1-2 / R: 1-2)

Coach: Tim Siegel

Date	Opponent	TT	Result
1-31 1	vs. [16] LSU.....	[20].	L, 3-4
2-01 1	vs. [32] Notre Dame.....	[20].	L, 0-4
2-14	at [48] Denver.....	[26].	W, 4-3
2-20	at [40] Arizona.....	[26].	L, 3-4
2-21 2	vs. [54] San Diego.....	[26].	W, 4-3
2-28	[32] Texas Christian.....	[29].	W, 5-2
3-01	New Mexico State.....	[29].	W, 6-1
3-06 3	vs. [65] BYU.....	[35].	W, 4-0
3-06 3	vs. South Alabama.....	[35].	W, 4-0
3-07 3	at [52] Texas A&M-Corpus Christi.....	[35].	W, 4-0
3-12	at [13] USC.....	[30].	L, 3-4
3-13	at [44] San Diego State.....	[30].	L, 3-4
3-14 4	vs. [59] UNLV.....	[30].	W, 6-1
3-19 5	vs. [54] VCU.....	[33].	W, 4-0
3-20 5	vs. [4] Tennessee.....	[33].	L, 2-4
3-21 5	vs. [25] Oklahoma State.....	[33].	W, 4-1
3-28	Lamar.....	[32].	W, 7-0
4-03 *	at [14] Texas A&M.....	[32].	L, 2-5
4-05 *	at [11] Texas.....	[32].	L, 3-4
4-12 *	at [5] Nebraska.....	[35].	W, 5-2
4-14 *	[6] Baylor.....	[34].	L, 0-7
4-17 *	[24] Oklahoma State.....	[34].	L, 3-4
4-19 *	[38] Oklahoma.....	[34].	W, 4-3
4-24 6	vs. [21] Oklahoma State.....	[34].	L, 3-4
5-08 7	vs. [27] Washington.....	[36].	L, 3-4

\* - Big 12 Conference Match

1 - ITA National Team Indoor Championships (Tulsa, Okla.)

2 - Tucson, Ariz.

3 - HEB Tournament of Champions (Corpus Christi, Texas)

4 - San Diego, Calif.

5 - Blue-Gray Tennis Classic (Montgomery, Ala.)

6 - Big 12 Championships (Norman, Okla.)

7 - NCAA Championships First Round (Austin, Texas)

2010 Overall Record: 22-6 (H: 6-2 / R: 4-3 / N: 12-1)

Big 12 Conference: 3-3/4th (H: 1-2 / R: 2-1)

Coach: Tim Siegel

Date	Opponent	TT	Result
1-22	at [73] UNLV.....	[39].	W, 5-1
1-23 1	vs. [42] San Diego State.....	[39].	W, 4-3
1-30 2	vs. [33] California.....	[40].	L, 0-4
1-31 2	vs. [56] Middle Tennessee State.....	[40].	W, 4-0
2-13	McMurry.....	[43].	W, 7-0
2-13	Abilene Christian.....	[43].	W, 7-0
2-19	at [40] TCU.....	[41].	W, 5-2
2-20 3	vs. [26] Wisconsin.....	[41].	W, 5-2
2-26	[25] Arizona.....	[32].	W, 4-3
2-28	[49] Denver.....	[32].	W, 4-0
3-05 4	vs. Louisiana-Lafayette.....	[18].	W, 4-0
3-05 4	vs. [64] Western Michigan.....	[18].	W, 4-0
3-06 4	vs. [23] BYU.....	[18].	W, 4-1
3-18 5	vs. [63] Harvard.....	[16].	W, 5-0
3-19 5	vs. [54] Oklahoma State.....	[16].	W, 4-2
3-20 5	vs. [38] Notre Dame.....	[16].	W, 4-0
3-21 5	vs. [17] Oklahoma.....	[16].	W, 4-3

3-30	[27] Fresno State.....	[13].	W, 4-3
4-03 *	[5] Texas.....	[13].	L, 3-4
4-09 *	[38] Nebraska.....	[14].	W, 4-3
4-11 *	[12] Texas A&M.....	[14].	L, 3-4
4-16 *	at [54] Oklahoma State.....	[16].	W, 6-1
4-18 *	at [20] Oklahoma.....	[16].	W, 5-2
4-24 *	at [9] Baylor.....	[13].	L, 1-6
4-30 6	vs. [20] Oklahoma.....	[15].	W, 4-2
5-01 6	at [3] Texas.....	[15].	L, 0-4
5-14 7	vs. Wichita State.....	[14].	W, 4-0
5-15 7	at [20] Oklahoma.....	[14].	L, 2-4

\* - Big 12 Conference Match

1 - Las Vegas, Nev.

2 - ITA Kick-Off Weekend (Austin, Texas)

3 - College Station, Texas

4 - HEB Tournament of Champions (Corpus Christi, Texas)

5 - Blue-Gray Tennis Classic (Montgomery, Ala.)

6 - Big 12 Championships (Austin, Texas)

7 - NCAA Championships First Round (Norman, Okla.)

2011 Overall Record: 17-10 (H: 7-1 / R: 4-4 / N: 6-5)

Big 12 Conference: 3-3/T3rd (H: 2-1 / R: 1-2)

Coach: Tim Siegel

Date	Opponent	TT	Result
1-21	at [66] UNLV.....	[15].	W, 6-1
1-22 1	vs. [55] UC-Irvine.....	[15].	W, 5-2
1-29 2	[45] LSU.....	[15].	W, 4-0
1-30 2	[19] California.....	[15].	W, 4-1
2-03	at [8] Stanford.....	[15].	L, 2-5
2-05 3	vs. [50] San Diego State.....	[15].	W, 7-0
2-06	at [32] Fresno State.....	[15].	W, 6-1
2-18 4	vs. [4] Ohio State.....	[14].	L, 1-4
2-19 4	vs. [13] Kentucky.....	[14].	L, 1-4
2-20 4	vs. [9] Texas A&M.....	[14].	L, 1-4
2-25 5	vs. [46] Arizona.....	[17].	W, 4-0
2-26 5	vs. [22] Auburn.....	[17].	L, 3-4
2-27 5	vs. [26] Notre Dame.....	[17].	W, 4-0
3-04	[27] Tulsa.....	[19].	W, 5-2
3-06	[68] TCU.....	[19].	W, 5-2
3-11	at [40] New Mexico.....	[18].	W, 6-1
3-12 6	vs. [48] UNLV.....	[18].	W, 7-0
3-20	UTSA.....	[17].	W, 6-1
3-27 *	[16] Baylor.....	[17].	L, 3-4
4-03 *	Oklahoma State.....	[21].	W, 5-2
4-08 *	at [5] Texas A&M.....	[19].	L, 3-4
4-10 *	at [8] Texas.....	[19].	L, 2-5
4-17 *	[26] Oklahoma.....	[22].	W, 4-3
4-23 *	at [38] Nebraska.....	[21].	W, 4-3
4-29 7	vs. [25] Oklahoma.....	[21].	L, 0-4
5-13 8	vs. [43] Rice.....	[22].	W, 4-3
5-14 8	at [5] Baylor.....	[22].	L, 1-4

\* - Big 12 Conference Match

1 - Las Vegas, Nev.

2 - ITA Kick-Off Weekend (Lubbock, Texas)

3 - Fresno, Calif.

4 - ITA National Team Indoor Championships (Seattle, Wash.)

5 - Blue Gray National Tennis Classic (Montgomery, Ala.)

6 - Albuquerque, N.M.

7 - Big 12 Championships (Waco, Texas)

8 - NCAA Championships First Round (Waco, Okla.)

## ALL-TIME RESULTS

2012 Overall Record: 16-9 (H: 9-0 / R: 4-5 / N: 3-4)

Big 12 Conference: 4-1/2nd (H: 2-0 / R: 2-1)

Coach: Tim Siegel

Date	Opponent	TT	Result
1-20	Tulane.....	[23].....	W, 7-0
1-22	Denver.....	[23].....	W, 4-2
1-28	1 vs. [31] Michigan.....	[21].....	W, 4-3
1-29	1 at [17] Texas.....	[21].....	L, 0-4
2-03	at [23] Tulsa.....	[24].....	L, 2-5
2-04	2 vs. [25] San Diego.....	[24].....	W, 4-3
2-11	at [44] TCU.....	[22].....	W, 5-2
2-24	3 vs. [49] Alabama.....	[23].....	W, 4-0
2-24	3 vs. [21] Tennessee.....	[23].....	L, 0-4
2-25	3 vs. [15] Mississippi State.....	[23].....	L, 0-4
3-10	[41] Louisville.....	[23].....	W, 5-2
3-13	at UC-Irvine.....	[22].....	W, 6-1
3-14	at [8] Pepperdine.....	[22].....	L, 1-6
3-15	at [61] UC-Santa Barbara.....	[22].....	L, 3-4
3-23	UTSA.....	[29].....	W, 6-1
3-23	Midwestern State.....	[29].....	W, 6-0
3-25	New Mexico State.....	[29].....	W, 7-0
3-31	* at [29] Baylor.....	[30].....	W, 6-1
4-07	* [25] Texas A&M.....	[23].....	W, 4-3
4-13	* at Oklahoma State.....	[20].....	W, 5-1
4-15	* at [13] Oklahoma.....	[20].....	L, 2-5
4-21	* [15] Texas.....	[22].....	W, 4-3
4-28	4 vs. [28] Baylor.....	[19].....	L, 3-4
5-12	5 vs. [63] Cal Poly.....	[22].....	W, 4-1
5-13	5 at [14] California.....	[22].....	L, 3-4

\* – Big 12 Conference Match

1 – ITA Kick-Off Weekend (Austin, Texas)

2 – Tulsa, Okla.

3 – Blue Gray National Tennis Classic (Montgomery, Ala.)

4 – Big 12 Championships (College Station, Texas)

5 – NCAA Championships First Round (Berkeley, Calif.)

2013 Overall Record: 15-11 (H: 8-4 / R: 4-4 / N: 3-3)

Big 12 Conference: 1-4/4th (H: 1-3 / R: 0-2)

Coach: Tim Siegel

Date	Opponent	TT	Result
1-16	Texas-Pan American.....	[29].....	W, 6-1
1-16	Prairie View A&M.....	[29].....	W, 7-0
1-19	at [56] Rice.....	[29].....	W, 4-3
1-20	1 vs. [11] Mississippi State.....	[29].....	L, 2-5
1-25	2 vs. [27] San Diego.....	[29].....	L, 3-4
1-26	2 at [10] Stanford.....	[27].....	L, 2-4
2-09	Wichita State.....	[27].....	W, 7-0
2-09	Lamar.....	[27].....	W, 7-0
2-24	at Tulane.....	[27].....	W, 6-1
3-01	[69] Miami.....	[58].....	W, 4-3
3-03	New Mexico.....	[58].....	L, 3-4
3-08	at Denver.....	[60].....	W, 6-1
3-09	3 vs. [61] Arizona.....	[60].....	W, 5-2
3-15	4 vs. [34] Columbia.....	[47].....	W, 4-3
3-16	4 vs. [29] Cornell.....	[47].....	W, 4-1
3-17	4 vs. Boise State.....	[47].....	L, 3-4
3-23	New Mexico State.....	[42].....	W, 7-0
3-27	Fresno State.....	[39].....	W, 7-0
3-31	at [46] Louisville.....	[39].....	W, 7-0
4-05	[22] Tulsa.....	[38].....	L, 3-4
4-07	* [15] Baylor.....	[38].....	L, 1-6
4-12	* Oklahoma State.....	[44].....	W, 6-1
4-14	* [12] Oklahoma.....	[44].....	L, 2-5
4-19	* at [37] TCU.....	[46].....	L, 3-4
4-21	* at [19] Texas.....	[46].....	L, 2-5
4-26	5 vs. [35] TCU.....	[50].....	L, 2-4

\* – Big 12 Conference Match

1 – Houston, Texas

2 – ITA Kick-Off Weekend (Palo Alto, Calif.)

3 – Denver, Colo.

4 – Blue Gray National Tennis Classic (Montgomery, Ala.)

5 – Big 12 Championships (College Station, Texas)

2014 Overall Record: 13-11 (H: 6-3 / R: 4-3 / N: 3-5)

Big 12 Conference: 1-4/4th (H: 0-2 / R: 1-2)

Coach: Tim Siegel

Date	Opponent	TT	Result
1-18	UTSA.....	[51].....	W, 5-2
1-25	1 vs. [60] Nebraska.....	[53].....	W, 4-1
1-26	1 at [2] UCLA.....	[53].....	L, 0-4
1-31	[10] Mississippi State.....	[53].....	L, 3-4
2-02	Rice.....	[53].....	W, 4-2
2-07	at [60] Miami.....	[53].....	W, 4-3
2-08	2 vs. South Florida.....	[54].....	L, 2-4
2-21	3 vs. [28] Auburn.....	[55].....	W, 4-3
2-22	3 vs. [37] Virginia Commonwealth.....	[55].....	L, 2-4
2-23	3 vs. [21] Clemson.....	[55].....	L, 2-4
3-01	at Wichita State.....	[39].....	W, 4-1
3-08	4 vs. BYU.....	[41].....	W, 7-0
3-09	at [56] New Mexico.....	[41].....	W, 4-1
3-16	[59] Indiana.....	[38].....	W, 4-2
3-20	[26] Louisville.....	[37].....	W, 4-2
3-29	Denver.....	[29].....	W, 6-0
3-30	New Mexico State.....	[29].....	W, 6-1
4-05	* at [7] Baylor.....	[28].....	L, 0-7
4-11	* at [24] Oklahoma State.....	[37].....	W, 5-2
4-13	* at [4] Oklahoma.....	[37].....	L, 0-7
4-18	* [56] TCU.....	[27].....	L, 3-4
4-19	* [7] Texas.....	[27].....	L, 1-5
4-25	5 vs. [28] Oklahoma State.....	[35].....	L, 3-4
5-10	6 vs. [17] California.....	[41].....	L, 0-4

\* – Big 12 Conference Match

1 – ITA Kick-Off Weekend (Los Angeles, Calif.)

2 – Coral Gables, Fla.

3 – Blue Gray National Tennis Classic (Montgomery, Ala.)

4 – Albuquerque, N.M.

5 – Big 12 Championships (Fort Worth, Texas)

6 – NCAA First Round (Berkeley, Calif.)

## HONORS AND AWARDS

### ITA TEXAS REGION COACH OF THE YEAR

2012 .....Tim Siegel

### ITA SOUTH CENTRAL REGION COACH OF THE YEAR

2005 .....Tim Siegel

2008 .....Tim Siegel

### ASSISTANT COACH OF THE YEAR

2012 .....Marcelo Ferreira

2010 .....Marcelo Ferreira

### PLAYER TO WATCH

2011 .....Raony Carvalho

### ARTHUR ASHE SPORTSMANSHIP AWARD

2012 .....Gonzalo Escobar

2007 .....Dimitrio Martinez

1992 .....Michael Slauson, Senior

### RAFAEL OSUNA SPORTSMANSHIP AWARD

2012 .....Gonzalo Escobar

2007 .....Dimitrio Martinez

1992 .....Michael Slauson

### ROOKIE OF THE YEAR

2009 .....Raony Carvalho

### ITA REGION VI JOHN VAN NOSTRAD MEMORIAL AWARD

1992 .....Matt Jackson, Senior

### TEXAS TECH UNIVERSITY STUDENT-ATHLETE OF THE YEAR

2002 .....Royce Ramey

2007 .....Dimitrio Martinez

### BIG 12 CONFERENCE POSTGRADUATE SCHOLARSHIP

2002 .....Royce Ramey

2003 .....John Walker

2005 .....Michael Innerebner

2010 .....Christian Rojmar

### BIG 12 SCHOLAR-ATHLETE OF THE YEAR

2013 .....Raphael Pfister

### BIG 12 NEWCOMER OF THE YEAR

2004 .....Jakob Paulsen, Junior

2005 .....Radek Nijaki, Sophomore

### BIG 12 FRESHMAN OF THE YEAR

2009 .....Raony Carvalho, Freshman

### BIG 12 COACH OF THE YEAR

2005 .....Tim Siegel

2008 .....Tim Siegel

### NCAA INDIVIDUAL CHAMPIONSHIP

#### PARTICIPANTS

1962 .....Darryl Allison (Doubles)

1962 .....Beau Sutherland (Doubles)

1990 .....Matt Jackson (Singles)

1996 .....Tylir Jimenez (Doubles)

1996 .....Dieter Schwendinger (Doubles)

2004 .....Jakob Paulsen (Singles)

2005 .....Radek Nijaki (Singles)

2005 .....Bojan Szumanski (Singles)

2006 .....Adrian Prpic (Singles)

2007 .....Bojan Szumanski (Singles/Doubles)

2007 .....Christian Rojmar (Doubles)

2008 .....Bojan Szumanski (Singles/Doubles)

2008 .....Christian Rojmar (Doubles)

2009 .....Raony Carvalho (Singles/Doubles)

2009 .....Christian Rojmar (Doubles)

2010 .....Raony Carvalho (Singles/Doubles)

2010 .....Gonzalo Escobar (Singles)

2010 .....Rafael Garcia (Doubles)

2011 .....Raony Carvalho (Doubles)

2011 .....Gonzalo Escobar (Singles)

2011 .....Rafael Garcia (Doubles)

2012 .....Raony Carvalho (Singles/Doubles)

2012 .....Gonzalo Escobar (Singles/Doubles)

2014 .....Felipe Soares (Singles)

### BIG 12 POSITION CHAMPIONS

#### NO. 1 SINGLES

2005 .....Radek Nijaki, Sophomore

#### NO. 2 SINGLES

2011 .....Raony Carvalho, Junior

#### NO. 3 SINGLES

2007 .....Sinisa Markovic, Sophomore

2010 .....Rafael Garcia, Sophomore

2012 .....Rafael Garcia, Sophomore

#### NO. 4 SINGLES

2012 .....Vitor Manzini, Junior

#### NO. 6 SINGLES

2002 .....Alfonso Perez, Junior

2008 .....Michael Breler, Senior

2011 .....Raphael Pfister, Sophomore

2012 .....Francisco Zambon, Freshman

#### NO. 1 DOUBLES

2001 .....Richard Crabtree/Ben Gudzelak

#### NO. 2 DOUBLES

2005 .....Esat Tanik/Adrian Prpic

2009 .....Sinisa Markovic/Michael Breler

#### NO. 3 DOUBLES

2006 .....Teddy DiBlasi/Sinisa Markovic

2008 .....Ilya Babinciuc/Lenoir Ramos

2010 .....Vitor Manzini/David Gonzalez

### ALL-BIG 12 SINGLES

1997 .....Borut Martincevic, Sophomore

2002 .....Royce Ramey, Senior

2004 .....Jakob Paulsen, Junior

2005 .....Radek Nijaki, Sophomore

2005 .....Bojan Szumanski, Sophomore

2006 .....Dimitrio Martinez, Junior

2007 .....Sinisa Markovic, Sophomore

2007 .....Dimitrio Martinez, Senior\*

2007 .....Bojan Szumanski, Junior

2008 .....Sinisa Markovic, Junior\*

2008 .....Bojan Szumanski, Senior\*

2009 .....Raony Carvalho, Freshman\*

2010 .....Raony Carvalho, Sophomore\*

2010 .....Gonzalo Escobar, Sophomore

2010 .....Rafael Garcia, Sophomore

2011 .....Raony Carvalho, Junior\*

2011 .....Gonzalo Escobar, Junior\*

2012 .....Raony Carvalho, Senior\*

2012 .....Gonzalo Escobar, Senior

2014 .....Felipe Soares, Sophomore

### ALL-BIG 12 DOUBLES

2002 .....Richard Crabtree/Ben Gudzelak

2007 .....Bojan Szumanski/Christian Rojmar

2008 .....Christian Rojmar/Bojan Szumanski\*

2009 .....Raony Carvalho/Christian Rojmar\*

2010 .....Raony Carvalho/Rafael Garcia\*

2011 .....Raony Carvalho/Rafael Garcia\*

2012 .....Raony Carvalho/Gonzalo Escobar\*

\* - Unanimous selection.

Designated beginning with 2005 season.

### SWC POSITION CHAMPIONS

#### NO. 1 DOUBLES

1962 .....Darryl Allison/Beau Sutherland

#### NO. 2 DOUBLES

1990 .....Michael Slauson/Alan Christopher

#### NO. 3 DOUBLES

1991 .....Thomas Cook/Alan Christopher

### ALL-SWC SINGLES

1990 .....Matt Jackson, Junior

1996 .....Petar Danolic, Freshman

### ALL-SWC DOUBLES

1962 .....Darryl Allison/Beau Sutherland

1996 .....Tylir Jimenez/Dieter Schwendinger

## HONORS AND AWARDS

### ACADEMIC AWARDS

#### *CoSIDA Academic All-Americans*

##### First Team

2005 Michael Innerebner

##### Third Team

1991 Charley Bailey

1992 Charley Bailey

2005 Bojan Szumanski

2008 Bojan Szumanski

#### *CoSIDA Academic All-District*

##### First Team

1991 Charley Bailey

1992 Charley Bailey

2005 Michael Innerebner

2005 Bojan Szumanski

2007 Bojan Szumanski

2008 Bojan Szumanski

##### Second Team

1990 Charley Bailey

2004 Michael Innerebner

### ITA SCHOLAR-ATHLETE

2005 Michael Innerebner

2005 Dimitrio Martinez

2005 Jakob Paulsen

2005 Chris Ramsay

2005 Bojan Szumanski

2008 Michael Breler

2008 Bojan Szumanski

2008 Jay Wofford

2010 Brandon Farine

2010 Raphael Pfister

2011 Raphael Pfister

2012 Raphael Pfister

2013 Raphael Pfister

2014 Jolan Cailleau,

2014 Maxime Hinnisaels

2014 Francisco Zambon

### ITA ALL-ACADEMIC TEAM

2005 Texas Tech

### ACADEMIC ALL-BIG 12

#### *First Team*

1999

Dustin Hawk

Borut Martincevic

2000

Jevgenij Cariov

Borut Martincevic

2001

Borut Martincevic

2002

Royce Ramey

2003

Michael Innerebner

John Walker

2004

Michael Innerebner

2005

Michael Innerebner

Radek Nijaki

Jakob Paulsen

Bojan Szumanski

2007

Michael Breler

Dimitrio Martinez

Bojan Szumanski

2008

Michael Breler

Bojan Szumanski

Jay Wofford

2009

Michael Breler

Christian Rojmar

James Wilson

2010

Raony Carvalho

2011

Raony Carvalho

Rafael Garcia

Vitor Manzini

Raphael Pfister

2012

Rafael Garcia

Vitor Manzini

Raphael Pfister

Gabriel Wanderley

2013

Vitor Manzini

Raphael Pfister

Gabriel Wanderley

Francisco Zambon

2014

Francisco Zambon

### ACADEMIC ALL-BIG 12

#### *Second Team*

2002

Ben Gudzelak

2005

Esat Tanik

2006

Dimitrio Martinez

2007

Sinisa Markovic

Christian Rojmar

2008

Sinisa Markovic

Christian Rojmar

2009

Milos Kustudija

Sinisa Markovic

2010

Gonzalo Escobar

2012

Jeff Bryan

Raony Carvalho

2014

Carlos DiLaura

#### *Honorable Mention*

1997

Petar Danolic

Craig Gillam

Travis Wagner

1998

Petar Danolic

### ACADEMIC ALL-SWC

#### First Team

1990

Charles Bailey

1991

Charles Bailey

1992

Charles Bailey

## YEAR-BY YEAR RECORDS

Year	Coach	Overall Record	Conference Record / Finish
1977	Emily Foster	9-10	N/A
1978	Emily Foster	11-10 (1 split)	N/A
1979	Donna Stockton Roup	7-7 (1 split)	N/A
1980	Mickey Bowes	16-8	N/A
1981	Mickey Bowes	15-19	N/A
1982	Mickey Bowes	18-12	N/A
1983	Mickey Bowes	13-4	N/A
1984	Mickey Bowes	16-6	SWC: 2-6 / 7th
1985	Mickey Bowes	16-7	SWC: 3-5 / 7th
1986	Mickey Bowes	15-6	SWC: 3-5 / 6th
1987	Mickey Bowes	20-4	SWC: 4-4 / 5th
1988	Mickey Bowes	14-10	SWC: 3-5 / 6th
1989	Mickey Bowes	13-13	SWC: 1-7 / 8th
1990	Kathy Vick	14-9	SWC: 1-7 / 8th
1991	Kathy Vick	10-15	SWC: 1-7 / 8th
1992	Kathy Vick	10-8	SWC: 1-6 / 7th
1993	Kathy Vick	9-10	SWC: 1-6 / 7th
1994	Kathy Vick	8-10	SWC: 1-6 / T-6th
1995	Kathy Vick	7-14	SWC: 0-7 / 8th
1996	Kathy Vick	7-12	SWC: 0-7 / 8th
1997	Tim Siegel	10-11	Big 12: 5-6 / T-6th
1998	Tim Siegel	12-11	Big 12: 5-6 / T-8th
1999	Tim Siegel	4-18	Big 12: 2-9 / T-10th
2000	Virginia Brown	3-18	Big 12: 1-10 / T-10th
2001	Virginia Brown	9-11	Big 12: 3-8 / T-8th
2002	Virginia Brown	10-13	Big 12: 4-7 / T-8th
2003	Sandy Collins	3-15	Big 12: 2-9 / 10th
2004	Cari Groce	11-10	Big 12: 4-7 / T-8th
2005	Cari Groce	10-13	Big 12: 5-6 / T-5th
2006	Cari Groce	14-8	Big 12: 7-4 / T-4th
2007	Cari Groce	12-11	Big 12: 4-7 / T-7th
2008	Cari Groce	12-12	Big 12: 4-7 / T-8th
2009	Todd Petty	10-14	Big 12: 4-7 / T-7th
2010	Todd Petty	11-12	Big 12: 5-6 / T-6th
2011	Todd Petty	18-8	Big 12: 7-4 / T-4th
2012*	Todd Petty	19-6	Big 12: 8-1 / 1st
2013*	Todd Petty	17-8	Big 12: 6-3 / T-3rd
<b>Totals</b>	<b>36 seasons</b>	<b>416 - 385-2 (.527)</b>	

\*Big 12 Champions

### WOMEN'S TENNIS AFFILIATION

Association for Intercollegiate Athletics for Women (AIAW):  
1977-1982.

National Collegiate Athletic Association (NCAA): beginning 1982-83  
academic year.

### HEAD COACHES

Name	Tenure (Yrs)	Record (Pct.)
Emily Foster	1977-78 (2)	20-20-1 split (.500)
Donna Stockton Roup	1979 (1)	7-17-1 split (.500)
Harrison "Mickey" Bowes	1980-89 (10)	156-89 (.637)
Kathy Vick	1990-96 (7)	65-78 (.455)
Tim Siegel	1997-99 (3)	26-40 (.394)
Virginia Brown	2000-02 (3)	22-42 (.344)
Sandy Collins	2003 (1)	3-15 (.167)
Cari Groce	2004-08 (5)	59-54 (.522)
Todd Petty	2009-pres. (6)	95-56 (.629)
<b>Overall</b>	<b>38 seasons</b>	<b>453-401-2 (.530)</b>

### Other Awards

Be sure to refer to the "Awards" Section in the front of this book to view national honors earned by Texas Tech Women's Tennis teams, coaches and players. All accomplishments compiled here are as of August 2014.

### Most Complete Information:

Complete details, other records and information about every sport is available at the Texas Tech website, look for a media supplement link from the sidebar of each sport. Statistics and records will be updated online as events occur and records are broken.

[www.texastech.com](http://www.texastech.com)



## ALL-TIME LETTERWINNERS

### -A-

Adams, Samantha ..... 2010-2014  
 Andres, Maria Jose ..... 2007-08  
 Aviles, Lorena..... 2009-11

### -B-

Ballus, Ingrid..... 2007-08  
 Barrett, Nicole..... 1986  
 Belvin, Lynn ..... 1983  
 Biggerstaff, Karen ..... 1989-91  
 Biswell, Debbie..... 1991-94  
 Booker, Lesa..... 1979  
 Booras, Pamela ..... 1982-85  
 Brennan, Jennifer ..... 1993-94  
 Brigance, Paula ..... 1985-88  
 Brooks, Kendall ..... 2000-04  
 Browning, Tara ..... 2003-06  
 Burgess, Ellen..... 1983

### -C-

Carlson, Cathy ..... 1985-88  
 Carrillo, Deanna ..... 2006-07  
 Carrillo, Sandra..... 1979-80  
 Chowdhury, Sarah..... 2002-03  
 Cizek, Shannon..... 1986-88  
 Clark, Carmen..... 1995-96  
 Coleman, Kyla ..... 2007-09  
 Crutchfield, Jill ..... 1980-83  
 Cudd, Cristi ..... 1990  
 Carniak Rego, Samantha ..... 2014-

### -D-

Davis, Christy ..... 1992-94  
 Dawson, Beverly ..... 2000-03  
 Dawson, Robin ..... 1990-93  
 Day, Natalie..... 2009-10  
 Donley, Debbie ..... 1979  
 Dopson, Erica ..... 1996-98  
 Dougherty, Kathi..... 1979  
 Dunn, Tammy..... 1989  
 Durham, Janet..... 2005-08  
 Duru, Cigdem..... 2005-06  
 Dynka, Sandra..... 2009-13

### -E-

Earhart, Amanda ..... 1997-2000  
 Eguiguren, Eva..... 1997  
 Esteve, Maria..... 1982  
 Evans, Emilia..... 1982-83

### -F-

Fankam, Anne Sophie..... 2005-06  
 Ferot, Amandine..... 2005  
 Fisher, Erika ..... 1994-97  
 Fitterer, Barbara ..... 1987-89  
 Fournier, Haley..... 2010-11  
 Fritz, Becca ..... 1979-811

### -G-

Garland, Kelsy..... 2007-11  
 Garton, Cary ..... 1979-80  
 Gerken, Becky ..... 1980  
 Giles, Dana ..... 2000-03  
 Gilreath, Sheri..... 1991-94  
 Gocheva, Hristiyana ..... 2003-04  
 Grantham, Mallory ..... 1989-92  
 Grantham, Mary ..... 1983  
 Gyurgina, Iva ..... 2003-04

### -H-

Hamilton, Tanya ..... 1988-90  
 Hasek, Renata..... 1982  
 Hay, Kelly ..... 1995  
 Helbing, Carrie..... 1995-97  
 Hernandez, Ghislaine ..... 1998  
 Hill, Vanessa ..... 1993-94  
 Hine, Kelli ..... 2013  
 Holcomb, Lindsey..... 2008-09  
 Hopkins, Tracey..... 1994-95  
 Hrebec, Julie ..... 1984-87  
 Hunter, Erin ..... 2005-06

### -I-

Isaac, Samantha ..... 1989-92

### -J-

Jackson, Brenna ..... 2006-07  
 Jackson, Lynne ..... 1991-94  
 Jacobs, Catherine..... 2002-03  
 Jamar, Holly ..... 1993-96  
 James, Vicki ..... 1980

### -K-

Kovacic, Katja..... 2003-06  
 Kilgo, Kenna ..... 2011-  
 Kiro, Lynn ..... 2014-

### -L-

Lawson, Kathy..... 1980- 81  
 Lebold, Lisa ..... 1983-86  
 Leitch, Natalie..... 2008-2010  
 Ling, Alicia ..... 1982  
 Lombard, Anchen..... 2002-03

### -M-

Machado Santos, Beatriz..... 2014-  
 Malysheva, Sofya..... 2013-Present  
 Mangum, Susan..... 1981  
 Mannheimer, Karen..... 1984  
 Matuszak, Mia ..... 2009-10  
 McAfee, Deborah..... 1982  
 McCaffery, Jaymie..... 1988-89  
 McGrath, Nancy..... 1981  
 McGregor, Caty ..... 1995-96  
 Mellina, Cathy ..... 1979  
 Meyer, Misty..... 1996-99  
 Mires, Leigh ..... 1983-84

Moore, Terri..... 1979-81

### -N-

Nevarez, Rebecca ..... 1989-90  
 Novak, Deborah..... 1984-85

### -O-

O'Neil, Peggy ..... 1979-81  
 Orellana, Sonnia..... 2000  
 Ovin, Alenka..... 1998-02

### -P-

Peana, Stefanie ..... 2008-10  
 Pennekamp, Petra ..... 1986  
 Pereira, Renee ..... 2000  
 Porter, Misty ..... 1993-94  
 Poston, Robin ..... 1983-85  
 Potgieter, Kerryn..... 2006-10

### -R-

Ravindra, Lakshmi..... 1997-98  
 Ravindra, Sarada ..... 1997-98  
 Revello, Regina ..... 1981-83  
 Rhodes, Renna..... 1993-94  
 Richardson, Meg ..... 1988  
 Ring, Laura ..... 2007-08  
 Roberts, Leah..... 2007-09  
 Roberts, Lisa ..... 1984-87  
 Romero, Astrude ..... 1996  
 Romley, Lesley ..... 1980  
 Roux, Ingram ..... 1981  
 Ruiz, Noel..... 1999-2002  
 Ryan, Amy..... 1989-92

### -S-

Sanders, Nikki ..... 2010-14  
 Schraml, Barbara ..... 2000-03  
 Schuchard, Karen..... 1979  
 Scott, Laura..... 1981-84  
 Sermino, Zelda ..... 1980  
 Settree, Carrie..... 1979  
 Sheehy, Laura ..... 1981  
 Siegel, Alex..... 2010-11  
 Simmons, Erica..... 1996-97  
 Smith, Nicole ..... 1995  
 Smith, Sue ..... 1981-83  
 Spears, Lauren..... 1996  
 Starck, Caroline..... 2009-13  
 Stringer, Cathy ..... 1980-83  
 Suzuki, Ayako ..... 2000

### -T-

Tally, Kay..... 1980-81  
 Tarrillion, Erica ..... 1993-94  
 Teltumbde, Rashmi..... 2011-  
 Templeton, Simone ..... 2007-09

Tereschenko, Irina..... 2000-04

### -U-

Ullathorne, Elizabeth ..... 2009-13  
 Unkaya, Gozde..... 2007-08

### -V-

van der Drift, Samantha... 2006-09  
 Van Regenmorter,  
 Christine ..... 1997-98

### -W-

Wagley, Lakann ..... 2004-07  
 Walker, Cheree..... 1992  
 Walson, Annemarie ..... 1985-88  
 Waltko, Joanie..... 1980-82  
 Warren, Kendall ..... 2013  
 Will, Tricia..... 1995-96  
 Williams, Claire..... 2014-  
 Wilson, Pamela ..... 1982

### -Y-

Yarbrough, Alicyn ..... 1992

### -Z-

Ziegler, Eva..... 1987  
 Zlebnik, Zana..... 1998-99



**CAREER RECORDS (SINCE 1979)****TOP 10 SINGLES VICTORIES - ALL TIME**

Rk	Player	Years	W	L
1.	Jill Crutchfield.....	79-83.....	128.....	69
2.	Regina Revello.....	79-83.....	119.....	70
3.	Cathy Carlson.....	84-88.....	111.....	33
4.	Annemarie Walson.....	84-88.....	107.....	42
5.	Lisa Lebold.....	81-85.....	103.....	42
6.	Nikki Sanders.....	10-14.....	100.....	29
7.	Pam Booras.....	81-85.....	97.....	58
8.	Caroline Starck.....	09-13.....	96.....	40
9.	Lisa Roberts.....	83-87.....	95.....	41
10.	Samantha Adams.....	10-14.....	85.....	59

**TOP 10 SINGLES VICTORIES - MODERN ERA**

Rk	Player	Years	W	L
1.	Nikki Sanders.....	10-14.....	100.....	29
2.	Caroline Starck.....	09-13.....	96.....	40
3.	Samantha Adams.....	10-14.....	85.....	58
4.	Samantha van der Drift.....	05-09.....	78.....	68
5.	Sheri Gilreath.....	90-94.....	77.....	50
6.	Amy Ryan.....	88-92.....	74.....	51
7.	Janet Durham.....	04-08.....	74.....	62
8.	Kelsy Garland.....	07-11.....	72.....	55
9.	Lynne Jackson.....	90-94.....	67.....	55
	Lakann Wagley.....	03-07.....	67.....	52

**TOP 10 SINGLES WINNING PERCENTAGE - ALL TIME**

Rk	Player	Years	Record	Pct.
1.	Cathy Stringer.....	79-83.....	62-16.....	0.795
2.	Nikki Sanders.....	10-14.....	100-29.....	0.775
2.	Cathy Carlson.....	84-88.....	111-33.....	0.771
4.	Annemarie Walson.....	84-88.....	107-42.....	0.718
5.	Lisa Lebold.....	81-85.....	103-42.....	0.710
6.	Caroline Starck.....	09-13.....	96-40.....	0.706
7.	Lisa Roberts.....	83-87.....	95-41.....	0.699
8.	Emilia Evans.....	81-83.....	55-26.....	0.679
9.	Paula Brigance.....	84-88.....	76-37.....	0.673
10.	Jill Crutchfield.....	79-83.....	128-69.....	0.650

**TOP 5 SINGLES WINNING PCT - MODERN ERA**

Rk	Player	Years	Record	Pct.
1.	Nikki Sanders.....	10-14.....	100-29.....	0.775
2.	Caroline Starck.....	09-13.....	96-40.....	0.706
3.	Erika Fisher.....	93-97.....	65-38.....	0.631
4.	Kenna Kilgo.....	11-14.....	66-41.....	0.617
5.	Samantha Adams.....	10-14.....	85-59.....	0.590

**TOP 10 DOUBLES VICTORIES - ALL TIME**

Rk	Player	Years	W	L
1.	Annemarie Walson.....	84-88.....	116.....	37
2.	Paula Brigance.....	84-88.....	115.....	32
3.	Cathy Carlson.....	84-88.....	113.....	29
4.	Julie Hrebec.....	83-87.....	99.....	36
5.	Pam Booras.....	81-85.....	96.....	50
6.	Lisa Roberts.....	83-87.....	94.....	41
7.	Samantha Adams.....	10-14.....	91.....	43
8.	Jill Crutchfield.....	79-83.....	89.....	51
	Janet Durham.....	04-08.....	89.....	43
10.	Regina Revello.....	79-83.....	88.....	38
	Nikki Sanders.....	10-14.....	88.....	38

**TOP 10 DOUBLES VICTORIES - MODERN ERA**

Rk	Player	Years	W	L
1.	Samantha Adams.....	10-14.....	91.....	43
2.	Janet Durham.....	04-08.....	89.....	43
3.	Nikki Sanders.....	10-14.....	88.....	38
4.	Tara Browning.....	02-06.....	82.....	44
5.	Elizabeth Ullathorne.....	09-13.....	81.....	30
6.	Lakann Wagley.....	03-07.....	80.....	49
7.	Kelsy Garland.....	07-11.....	78.....	45
8.	Irina Tereschenko.....	00-04.....	77.....	37
	Caroline Starck.....	09-13.....	77.....	42
10.	Lynne Jackson.....	90-94.....	76.....	36

**TOP 10 DOUBLES WINNING PERCENTAGE - ALL TIME**

Rk	Player	Years	W-L	PCT
1.	Cathy Carlson.....	84-88.....	113-29.....	0.796
2.	Paula Brigance.....	84-88.....	115-32.....	0.782
3.	Rashmi Teltumbde.....	11-14.....	67-21.....	0.761
4.	Annemarie Walson.....	84-88.....	116-37.....	0.758
5.	Julie Hrebec.....	83-87.....	99-36.....	0.733
6.	Elizabeth Ullathorne.....	09-13.....	81-30.....	0.730
7.	Beverly Dawson.....	00-03.....	56-21.....	0.727
8.	Kenna Kilgo.....	11-14.....	73-30.....	0.709
9.	Regina Revello.....	79-83.....	88-38.....	0.698
	Nikki Sanders.....	11-14.....	88-38.....	0.698

**TOP 5 DOUBLES WINNING PCT — MODERN ERA**

Rk	Player	Years	Record	Pct.
1.	Rashmi Teltumbde.....	11-14.....	67-21.....	0.761
2.	Elizabeth Ullathorne.....	09-13.....	81-30.....	0.730
3.	Beverly Dawson.....	00-03.....	56-21.....	0.727
4.	Kenna Kilgo.....	11-14.....	73-30.....	0.709
5.	Nikki Sanders.....	11-14.....	88-38.....	0.698

*NOTE: Texas Tech results from 1979-Present are considered All-Time Results. In 1990, the NCAA reduced the number of competition dates, thus making 1990-Present the Modern Era.*

**SINGLE-SEASON RECORDS (SINCE 1979)****TOP 10 SINGLES VICTORIES - ALL TIME**

Rk	Player	Class	Year	W	L
1.	Jill Crutchfield.....	Fr.....	79-80.....	42.....	16
2.	Regina Revello.....	So.....	80-81.....	36.....	24
3.	Cathy Stringer.....	Fr.....	79-80.....	33.....	11
	Emilia Evans.....	Jr.....	81-82.....	33.....	18
	Pam Booras.....	Fr.....	81-82.....	33.....	16
6.	Jill Crutchfield.....	Jr.....	81-82.....	32.....	22
	Lisa Roberts.....	Sr.....	86-87.....	32.....	8
	Regina Revello.....	Fr.....	79-80.....	32.....	21
9.	Cathy Carlson.....	Sr.....	87-88.....	31.....	8
	Eva Ziegler.....	Fr.....	86-87.....	31.....	8
	Jill Crutchfield.....	So.....	80-81.....	31.....	22

**TOP 10 SINGLES VICTORIES - MODERN ERA**

Rk	Player	Class	Year	W	L
1.	Lynn Kiro.....	Fr.....	13-14.....	29.....	6
2.	Kenna Kilgo.....	Fr.....	11-12.....	28.....	9
3.	Caroline Starck.....	Jr.....	11-12.....	27.....	10
	Nikki Sanders.....	Sr.....	13-14.....	27.....	10
5.	Sheri Gilreath.....	Jr.....	92-93.....	26.....	11
	Caroline Starck.....	So.....	10-11.....	26.....	10
	Nikki Sanders.....	So.....	11-12.....	26.....	6
	Nikki Sanders.....	Jr.....	12-13.....	26.....	5
	Elizabeth Ullathorne.....	Sr.....	12-13.....	26.....	9
10.	Samantha Adams.....	Fr.....	10-11.....	25.....	12

**TOP 10 SINGLES WINNING PERCENTAGE - ALL TIME**

Rk	Player	Class	Year	W-L	PCT
1.	Lisa Lebold.....	So.....	82-83.....	30-3.....	0.909
2.	Tanya Hamilton.....	So.....	88-89.....	26-3.....	0.897
3.	Cathy Stringer.....	Sr.....	82-83.....	29-5.....	0.853
4.	Nikki Sanders.....	Jr.....	12-13.....	26-5.....	0.839
5.	Cathy Carlson.....	So.....	85-86.....	30-6.....	0.833
6.	Lynn Kiro.....	Fr.....	13-14.....	29-6.....	0.829
7.	Nikki Sanders.....	So.....	11-12.....	26-6.....	0.813
8.	Lisa Roberts.....	Sr.....	86-87.....	32-8.....	0.800
9.	Cathy Carlson.....	Sr.....	87-88.....	31-8.....	0.795
	Eva Ziegler.....	Fr.....	86-87.....	31-8.....	0.795

**TOP 5 SINGLES WINNING PCT - MODERN ERA**

Rk	Player	Class	Year	W-L	PCT
1.	Nikki Sanders.....	Jr.....	12-13.....	26-5.....	0.839
2.	Lynn Kiro.....	Fr.....	13-14.....	28-6.....	0.829
3.	Nikki Sanders.....	So.....	11-12.....	26-6.....	0.813
4.	Kenna Kilgo.....	Fr.....	11-12.....	28-9.....	0.757
5.	Elizabeth Ullathorne.....	Sr.....	12-13.....	26-9.....	0.743

**TOP 10 DOUBLES VICTORIES - ALL TIME**

Rk	Player	Class	Year	W	L
1.	Annemarie Walson.....	Sr.....	87-88.....	37.....	7
2.	Julie Hrebec.....	Sr.....	86-87.....	35.....	7
3.	Annemarie Walson.....	Jr.....	86-87.....	34.....	7
	Cathy Carlson.....	Jr.....	86-87.....	34.....	7
	Laura Scott.....	Jr.....	82-83.....	34.....	19
6.	Cathy Stringer.....	Sr.....	82-83.....	33.....	5
	Pam Booras.....	So.....	82-83.....	33.....	19
	Paula Brigance.....	Jr.....	86-87.....	33.....	7
	Paula Brigance.....	Sr.....	87-88.....	33.....	7
	Regina Revello.....	Sr.....	82-83.....	33.....	5

**TOP 10 DOUBLES VICTORIES - MODERN ERA**

Rk	Player	Class	Year	W	L
1.	Nikki Sanders.....	Jr.....	12-13.....	29.....	9
2.	Janet Durham.....	So.....	05-06.....	28.....	7
3.	Cigdem Duru.....	Fr.....	05-06.....	27.....	9
	Kenna Kilgo.....	Fr.....	11-12.....	27.....	9
5.	Lakann Wagley.....	Jr.....	05-06.....	26.....	13
6.	Tara Browning.....	Sr.....	05-06.....	25.....	13
	Samantha Adams.....	So.....	11-12.....	25.....	9
	Caroline Starck.....	Sr.....	12-13.....	25.....	7
	Rashmi Teltumbde.....	Jr.....	12-13.....	25.....	10
10.	Amy Ryan.....	Jr.....	90-91.....	24.....	10
	Jennifer Brennan.....	Jr.....	92-93.....	24.....	9
	Kelsy Garland.....	Fr.....	07-08.....	24.....	12
	Nikki Sanders.....	Fr.....	10-11.....	24.....	7
	Elizabeth Ullathorne.....	Jr.....	11-12.....	24.....	4
	Elizabeth Ullathorne.....	Sr.....	12-13.....	24.....	7

**TOP 10 DOUBLES WINNING PERCENTAGE - ALL TIME**

Rk	Player	Class	Year	W-L	PCT
1.	Rashmi Teltumbde.....	So.....	11-12.....	22-3.....	0.880
2.	Cathy Stringer.....	Sr.....	82-83.....	33-5.....	0.868
	Regina Revello.....	Sr.....	82-83.....	33-5.....	0.868
4.	Elizabeth Ullathorne.....	Jr.....	11-12.....	24-4.....	0.857
5.	Annemarie Walson.....	Sr.....	87-88.....	37-7.....	0.841
6.	Julie Hrebec.....	Sr.....	86-87.....	35-7.....	0.833
7.	Annemarie Walson.....	Jr.....	86-87.....	34-7.....	0.829
	Cathy Carlson.....	Jr.....	86-87.....	34-7.....	0.829
	Cathy Carlson.....	Sr.....	87-88.....	29-6.....	0.829
10.	Paula Brigance.....	Jr.....	86-87.....	33-7.....	0.825
	Paula Brigance.....	Sr.....	87-88.....	33-7.....	0.825

**TOP 10 DOUBLES WINNING PCT - MODERN ERA**

Rk	Player	Class	Year	W-L	PCT
1.	Rashmi Teltumbde.....	So.....	11-12.....	22-3.....	0.880
2.	Elizabeth Ullathorne.....	Jr.....	11-12.....	24-4.....	0.857
3.	Janet Durham.....	So.....	05-06.....	28-7.....	0.800
	Irina Tereschenko.....	Jr.....	02-03.....	20-5.....	0.800
	Beverly Dawson.....	Sr.....	02-03.....	20-5.....	0.800
6.	Elizabeth Ullathorne.....	So.....	10-11.....	23-6.....	0.793
7.	Amy Ryan.....	Sr.....	91-92.....	19-5.....	0.792
8.	Caroline Starck.....	Sr.....	12-13.....	25-7.....	0.781
9.	Nikki Sanders.....	Fr.....	10-11.....	24-7.....	0.774
	Elizabeth Ullathorne.....	Sr.....	12-13.....	24-7.....	0.774

*NOTE: Texas Tech results from 1979-Present are considered All-Time Results. In 1990, the NCAA reduced the number of competition dates, thus making 1990-Present the Modern Era.*

**DUAL/SPRING RECORDS (SINCE 1979)****TOP 10 SINGLES VICTORIES**

Rk	Player	Class	Year	W	L
1.	Tanya Hamilton	So.	88-89	26	3
2.	Cristi Cudd	Fr.	89-90	24	11
3.	Lisa Lebold	Jr.	84-85	23	6
	Lisa Roberts	So.	84-85	23	6
	Nikki Sanders	So.	11-12	23	3
6.	Samantha Isaac	So.	89-90	22	11
	Amy Ryan	Jr.	90-91	22	12
8.	Lisa Roberts	Sr.	86-87	21	4
	Caroline Starck	Jr.	11-12	21	5
	Lynn Kiro	Fr.	13-14	21	3

**TOP 10 SINGLES WINNING PERCENTAGE**

Rk	Player	Class	Year	W-L	PCT
1.	Tanya Hamilton	So.	88-89	26-3	0.897
2.	Nikki Sanders	So.	11-12	23-3	0.885
	Lynn Kiro	Fr.	13-14	21-3	0.875
4.	Cathy Carlson	So.	85-86	19-3	0.864
	Nikki Sanders	Jr.	12-13	19-3	0.864
6.	Erika Fisher	So.	94-95	17-3	0.850
7.	Lisa Roberts	Sr.	86-87	21-4	0.840
8.	Caroline Starck	Jr.	11-12	21-5	0.808
9.	Nikki Sanders	Fr.	10-11	16-4	0.800
10.	Lisa Lebold	Jr.	84-85	23-6	0.793

**TOP 10 DOUBLES VICTORIES**

Rk	Player	Class	Year	W	L
1.	Amy Ryan	Jr.	90-91	24	10
	Karen Biggerstaff	Jr.	90-91	24	10
	Elizabeth Ullathorne	Jr.	11-12	24	3
4.	Cathy Carlson	Jr.	86-87	23	5
	Julie Hrebec	Sr.	86-87	23	5
6.	Rashmi Teltumbde	So.	11-12	22	3
7.	Lynne Jackson	So.	91-92	21	7
	Mallory Grantham	Sr.	91-92	21	7
9.	Annemarie Walson	Jr.	86-87	20	6
	Paula Brigance	Jr.	86-87	20	6
	Debbie Biswell	Fr.	90-91	20	11
	Samantha Adams	So.	11-12	20	7
	Kenna Kilgo	Fr.	11-12	20	7
	Caroline Starck	Sr.	12-13	20	4

**TOP 10 DOUBLES WINNING PERCENTAGE**

Rk	Player	Class	Year	W-L	PCT
1.	Elizabeth Ullathorne	Jr.	11-12	24-3	0.889
2.	Rashmi Teltumbde	So.	11-12	22-3	0.880
3.	Caroline Starck	Sr.	12-13	20-4	0.833
	Elizabeth Ullathorne	Sr.	12-13	20-4	0.833
5.	Cathy Carlson	Jr.	86-87	23-5	0.821
	Julie Hrebec	Sr.	86-87	23-5	0.821
7.	Janet Durham	So.	05-06	13-3	0.813
	Cigdem Duru	Fr.	05-06	13-3	0.813
9.	Amy Ryan	Sr.	91-92	19-5	0.792
10.	Lisa Roberts	So.	84-85	18-5	0.783
	Paula Brigance	Fr.	84-85	18-5	0.783
	Haley Fournier	Fr.	10-11	18-5	0.783
	Elizabeth Ullathorne	So.	10-11	18-5	0.783

**VICTORIES BY POSITION (SINCE 1979)****SINGLES – NO. 1**

Rk	Player	Class	Year	W	L
1.	Annemarie Walson	Sr.	87-88	17	6
2.	Annemarie Walson	Jr.	86-87	16	7
	Zana Zlebnik	Fr.	97-98	16	5
4.	Samantha van der Drift	So.	06-07	15	7
	Jennifer Brennan	Sr.	93-94	15	10
6.	Irena Tereschenko	So.	01-02	14	8
7.	Mallory Grantham	So.	89-90	13	10
8.	Irena Tereschenko	Sr.	03-04	12	9
9.	Elizabeth Ullathorne	So.	10-11	11	13
	Mallory Grantham	Sr.	91-92	11	11

**SINGLES – NO. 2**

Rk	Player	Class	Year	W	L
1.	Samantha Adams	Fr.	10-11	16	7
2.	Annemarie Walson	Fr.	84-85	15	7
	Karen Biggerstaff	So.	89-90	15	11
4.	Alenka Ovin	So.	98-99	13	6
	Kendall Brooks	Sr.	03-04	13	7
	Kelsy Garland	So.	08-09	13	11
7.	Alenka Ovin	Sr.	01-02	12	10
	Cigdem Duru	Fr.	05-06	12	7
	Samantha Adams	So.	11-12	12	9
10.	Lakann Wagley	Sr.	06-07	11	11
	Rashmi Teltumbde	Sr.	13-14	11	11

**SINGLES – NO. 3**

Rk	Player	Class	Year	W	L
1.	Rebeca Nevarez Ayon	Sr.	89-90	17	8
2.	Janet Durham	Jr.	06-07	14	9
	Cathy Carlson	Sr.	87-88	14	2
	Tracey Hopkins	Jr.	94-95	14	7
5.	Caroline Starck	So.	10-11	12	6
6.	Rebeca Nevarez Ayon	Jr.	88-89	11	6
	Debbie Biswell	Fr.	90-91	11	12
	Christy Davis	Jr.	93-94	11	10
	Janet Durham	So.	05-06	11	10
	Rashmi Teltumbde	So.	11-12	11	8

**VICTORIES BY POSITION (SINCE 1979)****SINGLES – NO. 4**

Rk	Player	Class	Year	W	L
1.	Erika Fisher.....	So.....	94-95.....	17.....	3
2.	Caroline Starck.....	Jr.....	11-12.....	16.....	5
3.	Amy Ryan.....	So.....	89-90.....	15.....	7
4.	Lynn Kiro.....	Fr.....	13-14.....	14.....	2
5.	Natalie Leitch.....	Fr.....	08-09.....	13.....	3
	Sheri Gilreath.....	Sr.....	93-94.....	13.....	10
	Eva Ziegler.....	Fr.....	86-87.....	13.....	4
8.	Elizabeth Ullathorne.....	Sr.....	12-13.....	12.....	6
9.	Amy Ryan.....	Sr.....	91-92.....	11.....	4
10.	Amanda Earhart.....	Fr.....	96-97.....	10.....	4

**SINGLES – NO. 5**

Rk	Player	Class	Year	W	L
1.	Lisa Roberts.....	So.....	84-85.....	20.....	6
2.	Samantha Adams.....	Sr.....	13-14.....	17.....	6
3.	Cristi Cudd.....	Fr.....	89-90.....	15.....	9
	Amy Ryan.....	Jr.....	90-91.....	15.....	7
5.	Caroline Starck.....	Fr.....	09-10.....	14.....	6
6.	Lisa Roberts.....	Sr.....	86-87.....	13.....	3
7.	Nikki Sanders.....	Jr.....	12-13.....	13.....	2
	Kerryn Potgeiter.....	So.....	07-08.....	12.....	10
9.	Stephanie Peana.....	Fr.....	08-09.....	11.....	9
	Kenna Kilgo.....	Fr.....	11-12.....	11.....	4
	Cathy Carlson.....	Fr.....	84-85.....	11.....	3
	Cathy Carlson.....	So.....	85-86.....	11.....	1
	Paula Brigance.....	Sr.....	87-88.....	11.....	5
	Debbie Biswell.....	Sr.....	93-94.....	11.....	7

**SINGLES – NO. 6**

Rk	Player	Class	Year	W	L
1.	Tanya Hamilton.....	So.....	88-89.....	19.....	3
2.	Samantha Isaac.....	So.....	89-90.....	17.....	7
3.	Lisa Lebold.....	Jr.....	84-85.....	16.....	6
4.	Nikki Sanders.....	So.....	11-12.....	15.....	2
5.	Nikki Sanders.....	Fr.....	10-11.....	13.....	6
6.	Erika Fisher.....	Fr.....	93-94.....	12.....	5
	Kendall Brooks.....	So.....	01-02.....	12.....	7
	Caroline Starck.....	Sr.....	12-13.....	12.....	4
9.	Paula Brigance.....	Jr.....	86-87.....	11.....	3
	Lynne Jackson.....	Fr.....	90-91.....	11.....	6

**DOUBLES – NO. 1**

Rk	Player	Class	Year	W	L
1.	Samantha Adams.....	So.....	11-12.....	18.....	5
	Kenna Kilgo.....	Fr.....	11-12.....	18.....	5
	Samantha Adams.....	Jr.....	12-13.....	18.....	6
	Kenna Kilgo.....	So.....	12-13.....	18.....	6
5.	Annemarie Walson.....	Jr.....	86-87.....	17.....	5
	Paula Brigance.....	Jr.....	86-87.....	17.....	5
	Annemarie Walson.....	Sr.....	87-88.....	17.....	4
	Paula Brigance.....	Sr.....	87-88.....	17.....	4
	Lynne Jackson.....	So.....	91-92.....	17.....	5
	Mallory Grantham.....	Sr.....	91-92.....	17.....	5

**DOUBLES – NO. 2**

Rk	Player	Class	Year	W	L
1.	Cathy Carlson.....	Jr.....	86-87.....	18.....	3
	Julie Hrebec.....	Sr.....	86-87.....	18.....	3
	Nikki Sanders.....	Jr.....	12-13.....	18.....	6
3.	Cathy Carlson.....	Fr.....	84-85.....	17.....	6
	Julie Hrebec.....	So.....	84-85.....	17.....	6
	Rashmi Teltumbde.....	Jr.....	12-13.....	17.....	6
5.	Cathy Carlson.....	Sr.....	87-88.....	16.....	5
	Tanya Hamilton.....	Fr.....	87-88.....	16.....	5
7.	Caroline Starck.....	So.....	10-11.....	14.....	5
	Nikki Sanders.....	Fr.....	10-11.....	14.....	5
9.	Tara Browning.....	So.....	03-04.....	13.....	7
	Amy Ryan.....	Jr.....	90-91.....	13.....	6
	Karen Biggerstaff.....	Jr.....	90-91.....	13.....	6

**DOUBLES – NO. 3**

Rk	Player	Class	Year	W	L
1.	Elizabeth Ullathorne.....	Sr.....	12-13.....	20.....	3
	Caroline Starck.....	Sr.....	12-13.....	20.....	3
3.	Elizabeth Ullathorne.....	Jr.....	11-12.....	19.....	3
4.	Debbie Biswell.....	Fr.....	90-91.....	18.....	9
	Rashmi Teltumbde.....	So.....	11-12.....	18.....	3
6.	Lisa Roberts.....	So.....	84-85.....	16.....	4
	Paula Brigance.....	Fr.....	84-85.....	16.....	4
	Alenka Ovin.....	Sr.....	01-02.....	16.....	2
	Kendall Brooks.....	So.....	01-02.....	16.....	2
	Haley Fournier.....	Fr.....	10-11.....	16.....	5
	Elizabeth Ullathorne.....	So.....	10-11.....	16.....	5

**ALL-TIME RESULTS**

1979 Overall Record: 7-7-1 (H: 3-0-0 / R: 4-2-0 / N: 0-5-1)

Coach: Donna Stockton Roup

Date	Opponent	Result
2-15	1 vs. UCLA	L, 0-6
2-16	1 vs. UC-Santa Barbara	L, 0-6
2-17	1 vs. UC-Irvine	T, 3-3
2-22	at Lamar	L, 4-5
2-23	2 vs. Texas Christian	L, 0-9
3-05	South Plains College	W, 7-3
3-20	at North Texas State	W, 6-3
3-21	at Texas Christian	L, 1-8
3-22	3 vs. Texas-Permian Basin	L, 1-8
3-23	3 vs. Odessa College	L, 4-5
4-12	at Hardin Simmons	W, 7-2
4-13	at Abilene Christian	W, 8-0
4-22	at Rice	W, 5-4
4-24	West Texas State	W, 8-0
4-25	Abilene Christian	W, 7-2

1 – Arizona Invitational (Tucson, Ariz.)

2 – Beaumont, Texas

3 – SMU Invitational (Dallas, Texas)

1980 Overall Record: 16-8 (H: 6-1-0 / R: 8-3-0 / N: 2-4-0)

Coach: Harrison "Mickey" Bowes

Date	Opponent	Result
2-05	at New Mexico Military Institute	W, 5-4
2-12	at South Plains College	W, 9-0
2-15	Texas-Permian Basin	L, 1-8
2-20	at New Mexico State	W, 7-2
2-21	1 at Arizona	L, 2-7
2-22	1 vs. UC-Irvine	L, 1-8
2-25	Midwestern State	W, 9-0
2-29	at Houston	W, 5-4
3-01	at Rice	W, 4-3
3-13	at Abilene Christian	W, 9-0
3-14	at Hardin Simmons	W, 7-1
3-14	2 vs. Angelo State	W, 8-1
3-17	Oklahoma City	W, 9-0
3-19	at Texas Christian	L, 2-7
3-20	3 at Southern Methodist	L, 3-6
3-21	3 vs. Lamar	L, 4-5
3-21	3 vs. Oklahoma	W, 5-4
3-23	at Texas Woman's	W, 9-0
3-25	West Texas State	W, 7-0
4-08	Wayland Baptist	W, 6-0
4-15	New Mexico Junior College	W, 8-0
4-17	4 vs. Texas A&M	L, 1-8
4-18	4 vs. Lamar	L, 4-5
4-22	New Mexico Military Institute	W, 6-3

1 – Arizona Invitational (Tucson, Ariz.)

2 – Abilene, Texas

3 – SMU Invitational (Dallas, Texas)

4 – TCU Invitational (Fort Worth, Texas)

1981 Overall Record: 15-19 (H: 7-3-0 / R: 7-6-0 / N: 1-10-0)

Coach: Harrison "Mickey" Bowes

Date	Opponent	Result
1-24	Trinity	L, 0-9
1-30	South Plains College	W, 9-1
1-31	North Texas State	L, 3-6
2-18	at New Mexico State	W, 7-2
2-19	1 vs. Brigham Young	L, 0-9
2-20	1 vs. Utah	L, 2-7
2-24	at South Plains College	W, 8-1
2-26	at New Mexico Military Institute	W, 5-1
3-06	at Oklahoma City	W, 9-0
3-07	2 vs. Tulsa	W, 5-1
3-07	at Oklahoma State	L, 1-8
3-18	at Texas Christian	L, 0-9
3-19	3 vs. Northeast Louisiana	L, 2-7
3-20	3 at Southern Methodist	L, 2-7
3-21	3 vs. Lamar	L, 2-7
3-21	at Midwestern State	W, 9-0
3-24	at Abilene Christian	W, 8-1
3-27	Texas-Permian Basin	L, 1-8
3-28	New Mexico State	W, 6-3
3-29	[16] Southern Methodist	W, 5-4
3-31	New Mexico Military Institute	W, 4-1
4-03	4 vs. Southern California	L, 0-9
4-04	4 vs. Southern Methodist	L, 2-7
4-05	4 vs. Florida State	L, 2-7
4-07	Midland College	W, 11-2
4-10	at Houston	W, 8-1
4-11	at Rice	L, 2-7
4-11	5 vs. Lamar	L, 1-8
4-14	New Mexico Junior College	W, 7-0
4-17	at Texas A&M	L, 3-6
4-18	at Texas	L, 0-9
4-29	Wayland Baptist	W, 9-0
5-13	6 vs. Louisiana State	L, 2-7
5-14	6 vs. Oklahoma	L, 2-7

1 – Arizona Invitational (Tucson, Ariz.)

2 – Stillwater, Okla.

3 – SMU Invitational (Dallas, Texas)

4 – Longhorn Invitational (Austin, Texas)

5 – Houston, Texas

6 – AIAW Regional Championships (Denton, Texas)

1982 Overall Record: 18-12 (H: 6-5 / R: 11-3-0 / N: 1-4-0)

Coach: Harrison "Mickey" Bowes

Date	Opponent	Result
1-30	1 Louisiana State	L, 2-7
1-30	1 New Mexico	W, 7-2
1-31	1 Oklahoma State	L, 1-8
2-05	Texas	L, 2-7
2-06	Lamar	W, 6-3
2-11	at Baylor	W, 9-1
2-12	at UTSA	W, 8-1
2-13	2 vs. Trinity	L, 0-9
2-17	at New Mexico Military Institute	W, 5-1
2-19	Midwestern State	W, 9-0
2-23	South Plains College	W, 6-0
2-26	at Southern Methodist	L, 1-8
2-27	at North Texas State	L, 2-7
2-28	at Texas Woman's	W, 7-0
3-02	at Texas-Permian Basin	L, 3-6
3-06	Rice	L, 2-7
3-07	Texas Christian	L, 1-8
3-23	Midland College	W, 6-3
3-25	3 vs. Brigham Young	L, 0-6
3-26	3 vs. Pepperdine	L, 1-5
3-26	3 vs. Midwestern State	W, 9-0
3-30	New Mexico Military	W, 4-2
4-01	at Midland College	W, 5-2
4-03	at Oral Roberts	W, 6-3
4-03	at Tulsa	W, 9-0
4-04	at Oklahoma City	W, 7-2
4-06	at Abilene Christian	W, 8-2
4-10	Texas A&M	L, 2-7
4-12	at New Mexico	W, 5-4
4-21	at South Plains College	W, 6-1

1 – Texas Tech Invitational (Lubbock, Texas)

2 – at UTSA (San Antonio, Texas)

3 – SMU Invitational (Dallas, Texas)

1983 Overall Record: 13-4 (H: 9-2-0 / R: 1-1-0 / N: 3-1-0)

Coach: Harrison "Mickey" Bowes

Date	Opponent	Result
2-11	Texas	L, 0-9
2-12	Southern Methodist	L, 4-5
2-14	Texas-Permian Basin	W, 6-1
2-18	New Mexico Military Institute	W, 9-0
2-19	Baylor	W, 9-0
3-02	Midland College	W, 7-2
3-04	Louisiana Tech	W, 9-0
3-05	Oklahoma City	W, 8-1
3-05	New Mexico State	W, 7-1
3-08	at Hardin Simmons	W, 6-3
3-09	South Plains College	W, 9-0
3-11	at Texas Christian	L, 3-6
3-23	UTSA	W, 8-1
3-24	1 vs. Mississippi	L, 4-5
3-24	1 vs. Northeast Louisiana	W, 6-3
3-25	1 vs. Texas-Permian Basin	W, 5-0
3-25	1 vs. Lamar	W, 5-1

1 – SMU Invitational (Dallas, Texas)

## ALL-TIME RESULTS

1984 Overall Record: 16-6 (H: 8-3 / R: 6-3 / N: 2-0)

Southwest Conference: 2-6 (H: 1-3 / R: 1-3)

Coach: Harrison "Mickey" Bowes

Date	Opponent	Result
2-17	West Texas State	W, 9-0
2-18	Kansas State	W, 9-0
2-25	* Arkansas	W, 6-3
2-28	Abilene Christian	W, 7-2
3-02	1 at New Mexico	W, 5-4
3-02	1 vs. Northern Arizona	W, 9-0
3-03	1 vs. Air Force	W, 9-0
3-04	at New Mexico State	W, 8-1
3-06	Hardin Simmons	W, 7-2
3-20	Midwestern State	W, 7-0
3-21	UTSA	W, 9-0
3-24	* Texas A&M	L, 3-6
3-31	* Texas Christian	L, 3-6
4-06	* at Southern Methodist	L, 0-9
4-07	* at Baylor	W, 8-0
4-08	at North Texas State	W, 9-0
4-11	at Texas-Permian Basin	W, 5-4
4-13	Wichita State	W, 7-2
4-14	* Rice	L, 2-7
4-19	at Southwest Texas State	W, 8-1
4-20	* at Houston	L, 4-5
4-21	* at Texas	L, 1-8

\* – Southwest Conference Match

1 – New Mexico Invitational (Albuquerque, N.M.)

1985 Overall Record: 16-7 (H: 6-3 / R: 7-4 / N: 3-0)

Southwest Conference: 1-7 (H: 1-3 / R: 0-4)

Coach: Harrison "Mickey" Bowes

Date	Opponent	Result
2-02	New Mexico	W, 8-1
2-03	Nebraska	W, 8-1
2-15	at Oral Roberts	W, 7-2
2-16	* at Arkansas	L, 4-5
2-22	* Southern Methodist	L, 2-7
3-02	* Texas	L, 0-9
3-03	at Angelo State	W, 8-1
3-23	* Baylor	W, 8-1
3-28	at Oklahoma	W, 5-4
3-29	at Oklahoma City	W, 7-1
3-30	* at Texas Christian	L, 3-6
3-31	at North Texas	W, 9-0
4-02	West Texas State	W, 9-0
4-05	* Houston	L, 3-6
4-08	at Abilene Christian	W, 6-3
4-11	1 vs. San Jose State	W, 7-2
4-12	1 vs. New Mexico	W, 7-2
4-13	1 vs. Texas A&M	W, 5-4
4-16	Midwestern State	W, 7-0
4-17	Hardin-Simmons	W, 9-0
4-18	at Southwest Texas State	W, 7-2
4-19	* at Texas A&M	L, 4-5
4-21	* at Rice	L, 3-6

\* – Southwest Conference Match

1 – New Mexico Invitational (Albuquerque, N.M.)

1986 Overall Record: 15-6 (H: 8-2 / R: 4-4 / N: 3-0)

Southwest Conference: 3-5 (H: 2-2 / R: 1-3)

Coach: Harrison "Mickey" Bowes

Date	Opponent	Result
2-01	Texas-Permian Basin	W, 7-2
2-14	* Texas Christian	L, 4-5
2-22	* Arkansas	W, 8-1
3-01	* Rice	W, 7-2
3-05	Hardin-Simmons	W, 7-0
3-08	at Northern Arizona	W, 9-0
3-09	at Arizona State	L, 3-6
3-10	New Mexico State	W, 8-1
3-12	Midwestern State	W, 6-0
3-27	Nebraska	W, 6-3
3-29	* at Texas	L, 2-7
3-30	* at Houston	L, 2-7
3-31	at UTSA	W, 9-0
4-04	* at Southern Methodist	L, 2-7
4-05	* at Baylor	W, 8-1
4-08	Abilene Christian	W, 8-1
4-10	1 vs. UTEP	W, 8-1
4-11	1 vs. Texas-Permian Basin	W, 5-4
4-12	1 vs. Midland College	W, 8-1
4-17	at West Texas State	W, 9-0
4-19	* Texas A&M	L, 3-6

\* – Southwest Conference Match

1 – Roadrunner Invitational (Las Cruces, N.M.)

1987 Overall Record: 20-4 (H: 7-3 / R: 10-1 / N: 3-0)

Southwest Conference: 4-4 (H: 1-3 / R: 3-1)

Coach: Harrison "Mickey" Bowes

Date	Opponent	Result
1-30	1 Utah	W, 6-3
1-31	1 Oklahoma	W, 6-3
1-31	1 Texas-Permian Basin	W, 9-0
2-13	at Kansas	W, 7-2
2-14	at Kansas State	W, 9-0
2-15	at Iowa State	W, 8-1
2-20	* Texas	L, 4-5
3-04	Midwestern State	W, 9-0
3-05	UTEP	W, 7-0
3-06	* Baylor	W, 8-1
3-08	* at Texas A&M	W, 6-3
3-09	at UTSA	W, 9-0
3-10	Abilene Christian	W, 8-1
3-25	at West Texas State	W, 9-0
3-27	at Southwest Texas State	W, 7-2
3-28	* at Rice	W, 5-4
4-03	at North Texas State	W, 9-0
4-04	* at Texas Christian	L, 2-7
4-05	* at Arkansas	W, 5-4
4-09	2 vs. UTEP	W, 9-0
4-10	2 vs. UNLV	W, 7-2
4-11	2 vs. Utah	W, 6-3
4-17	* Houston	L, 3-6
4-18	* Southern Methodist	L, 0-9

\* – Southwest Conference Match

1 – Texas Tech Indoor Quadrangular (Lubbock, Texas)

2 – Roadrunner Invitational (Las Cruces, N.M.)

1988 Overall Record: 14-10 (H: 4-2 / R: 3-4 / N: 7-4)

Southwest Conference: 3-5 (H: 2-2 / R: 1-2 / N: 0-1)

Coach: Harrison "Mickey" Bowes

Date	Opponent	Result
2-02	Texas-Permian Basin	W, 5-1
2-12	at Iowa State	W, 9-0
2-13	1 vs. Northern Illinois	W, 8-1
2-14	1 vs. Iowa	L, 4-5
2-19	* Texas Christian	L, 3-6
2-27	* Arkansas	W, 8-1
3-01	Hardin-Simmons	W, 9-0
3-11	2 at UNLV	L, 3-6
3-13	2 vs. Cal State-Northridge	W, 8-1
3-14	2 vs. Alabama	W, 5-4
3-25	3 at New Mexico	L, 2-7
3-26	3 vs. Grand Canyon College	W, 7-2
3-27	3 vs. Oklahoma	L, 4-5
3-31	at Southwest Texas State	W, 6-3
4-01	* at Houston	L, 1-5
4-02	* at Texas	L, 0-9
4-05	* Texas A&M	L, 4-5
4-07	4 vs. UTEP	W, 7-0
4-08	4 vs. Odessa College	W, 7-2
4-09	4 vs. Midland College	W, 6-3
4-12	* Rice	W, 6-3
4-16	* at Baylor	W, 9-0
4-17	5* vs. Southern Methodist	L, 0-9
4-22	6 vs. Texas A&M	L, 2-5

\* – Southwest Conference Match

1 – Cedar Rapids, Iowa

2 – UNLV Invitational (Las Vegas, Nev.)

3 – New Mexico Invitational (Albuquerque, N.M.)

4 – Roadrunner Invitational (Las Cruces, N.M.)

5 – Austin, Texas

6 – Southwest Conference Championships (Dallas, Texas)



## ALL-TIME RESULTS

1989 Overall Record: 13-13 (H: 5-5 / R: 3-7 / N: 5-1)

Southwest Conference: 1-7 (H: 1-3 / R: 0-4)

Coach: Harrison "Mickey" Bowes

Date	Opponent	Result
2-03	1 Iowa	L, 4-5
2-04	1 UTSA	W, 9-0
2-04	1 New Mexico	L, 2-7
2-10	2 vs. Kansas	L, 2-7
2-11	2 vs. Kansas State	L, 3-6
2-12	at Iowa State	W, 6-3
2-17	* [17] Texas	L, 1-8
2-18	* Baylor	W, 8-1
2-24	3 at UNLV	L, 4-5
2-25	3 vs. Cal State-Northridge	W, 7-2
2-26	3 vs. Long Beach State	W, 7-2
3-4	* at Rice	L, 1-6
3-10	4 Abilene Christian	W, 6-3
3-11	4 UTEP	W, 8-1
3-11	4 Oklahoma City	W, 5-1
3-28	at West Texas State	W, 8-1
3-31	* Houston	L, 2-7
4-2	* Southern Methodist	L, 1-8
4-6	5 vs. UTSA	W, 8-1
4-7	5 vs. Midland College	W, 6-3
4-8	5 vs. Odessa College	W, 5-4
	* at [19] Texas A&M	L, 0-9
4-14	* at Texas Christian	L, 1-8
4-15	* at Arkansas	L, 2-7
4-16	at Tulsa	W, 5-4
4-21	6 vs. [15] Texas	L, 2-6

\* — Southwest Conference Match

1 — Texas Tech Indoor Quadrangular (Lubbock, Texas)

2 — Topeka, Kan.

3 — UNLV Invitational (Las Vegas, Nev.)

4 — Texas Tech Quadrangular (Lubbock, Texas)

5 — Roadrunner Invitational (Las Cruces, N.M.)

6 — Southwest Conference Championships (Fort Worth, Texas)

1990 Overall Record: 14-9 (H: 7-4 / R: 3-4 / N: 4-1)

Southwest Conference: 1-7 (H: 1-3 / R: 0-4)

Coach: Kathy Vick

Date	Opponent	Result
2-02	1 Colorado	W, 5-4
2-03	1 North Texas	W, 8-1
2-03	1 New Mexico	W, 7-2
2-10	* Arkansas	L, 1-8
2-16	* Texas Christian	L, 4-5
2-17	* Rice	W, 5-2
2-21	at Abilene Christian	W, 7-2
3-02	2 vs. Northwestern State	W, 8-1
3-03	2 vs. Sam Houston State	W, 7-2
3-03	2 vs. Abilene Christian	W, 6-0
3-09	3 Nebraska	L, 3-6
3-10	3 Tulsa	W, 6-0
3-10	3 UTEP	W, 6-0
3-14	Eastern New Mexico	W, 9-0
3-30	* at Baylor	L, 3-6
3-31	* at Houston	L, 1-8
4-01	at UTSA	W, 8-1
4-04	* Texas A&M	L, 1-7
4-06	4 vs. Odessa College	W, 8-1
4-07	4 vs. Midland College	L, 1-5
4-10	at West Texas State	W, 8-1
4-13	* at Texas	L, 0-8
4-14	* at Southern Methodist	L, 0-6

\* — Southwest Conference Match

1 — Texas Tech Indoor Quadrangular (Lubbock, Texas)

2 — Tyler Invitational (Tyler, Texas)

3 — Texas Tech Quadrangular (Lubbock, Texas)

4 — Roadrunner Invitational (Las Cruces, N.M.)

1991 Overall Record: 10-15 (H: 7-3 / R: 1-7 / N: 2-5)

Southwest Conference: 1-7 (H: 1-3 / R: 0-4)

Coach: Kathy Vick

Date	Opponent	Result
2-01	1 Southwest Texas State	W, 8-1
2-01	1 Texas-Pan American	W, 9-0
2-02	1 North Texas	W, 8-0
2-15	* [6] Texas	L, 2-7
2-19	Abilene Christian	W, 9-0
2-22	2 at New Mexico	L, 4-5
2-23	2 vs. Colorado	L, 4-5
2-24	2 vs. Weber State	W, 5-4
3-01	3 at Southwestern Louisiana	L, 1-8
3-02	3 vs. Southeastern Louisiana	L, 2-5
3-03	3 vs. Tulane	L, 4-5
3-08	* at [23] Texas A&M	L, 0-9
3-09	* at Rice	L, 1-8
3-13	Wichita State	W, 7-2
3-14	* Houston	L, 1-8
3-16	4 vs. Loyola-Marymount	L, 4-5
3-17	4 vs. Cal State-Fullerton	W, 6-3
3-18	4 at UNLV	L, 1-8
3-29	* at Texas Christian	L, 0-9
4-02	* Southern Methodist	L, 1-5
4-06	* at Arkansas	L, 2-7
4-07	at Tulsa	W, 9-0
4-10	* Baylor	W, 7-2
4-16	Hardin-Simmons	W, 7-2
4-19	5 vs. [24] Texas Christian	L, 0-5

\* — Southwest Conference Match

1 — Texas Tech Indoor Quadrangular (Lubbock, Texas)

2 — New Mexico Invitational (Albuquerque, N.M.)

3 — Ragin' Cajun Invitational (Lafayette, La.)

4 — UNLV Invitational (Las Vegas, Nev.)

5 — Southwest Conference Championships (College Station, Texas)

1992 Overall Record: 10-8 (H: 4-3 / R: 2-4 / N: 4-1)

Southwest Conference: 1-6 (H: 0-3 / R: 1-3)

Coach: Kathy Vick

Date	Opponent	Result
2-07	1 UTSA	W, 8-1
2-07	1 Tulsa	W, 8-1
2-08	1 UTEP	W, 9-0
2-15	* [25] Texas Christian	L, 4-5
2-21	2 vs. Washington State	W, 9-0
2-22	2 at New Mexico	W, 8-1
2-23	2 vs. Colorado State	W, 9-0
3-06	* at Baylor	L, 3-6
3-07	* at Houston	W, 6-3
3-14	3 vs. Idaho State	W, 7-2
3-15	3 vs. Cal State-Fullerton	W, 9-0
3-16	3 at UNLV	L, 2-7
3-26	Abilene Christian	W, 8-1
3-28	* Rice	L, 2-7
4-03	* at Southern Methodist	L, 1-8
4-04	* at [11] Texas	L, 0-9
4-12	* Texas A&M	L, 4-5
4-17	4 vs. Texas Christian	L, 1-5

\* — Southwest Conference Match

1 — Texas Tech Indoor Quadrangular (Lubbock, Texas)

2 — Lady Lobo Invitational (Albuquerque, N.M.)

3 — UNLV Invitational (Las Vegas, Nev.)

4 — Southwest Conference Championships (Austin, Texas)

1993 Overall Record: 9-10 (H: 4-4 / R: 1-5 / N: 4-1)

Southwest Conference: 1-6 (H: 1-3 / R: 0-3)

Coach: Kathy Vick

Date	Opponent	Result
1-29	1 Air Force	W, 8-1
1-29	1 Wichita State	L, 4-5
1-30	1 North Texas	W, 6-1
2-09	at Abilene Christian	W, 8-1
2-12	* [2] Texas	L, 1-8
2-17	* Southern Methodist	L, 3-6
2-26	2 vs. Southern Miss	W, 9-0
2-27	2 at Tulane	L, 2-7
2-28	2 vs. Memphis State	W, 8-1
3-05	* at Rice	L, 2-7
3-06	* at Texas A&M	L, 2-7
3-10	* Houston	W, 5-4
3-13	3 vs. Northern Arizona	W, 9-0
3-14	3 vs. Idaho State	W, 9-0
3-15	3 at UNLV	L, 0-9
4-09	* at Texas Christian	L, 2-7
4-17	* Baylor	L, 4-5
4-18	New Mexico	W, 6-3
4-23	4 vs. Texas Christian	L, 6-0

\* — Southwest Conference Match

1 — Texas Tech Indoor Quadrangular (Lubbock, Texas)

2 — Green Wave Invitational (New Orleans, La.)

3 — UNLV Quadrangular (Las Vegas, Nev.)

4 — Southwest Conference Championships (Fort Worth, Texas)

1994 Overall Record: 8-10 (H: 5-2 / R: 0-6 / N: 3-2)

Southwest Conference: 1-6 (H: 1-2 / R: 0-4)

Coach: Kathy Vick

Date	Opponent	Result
2-04	1 New Mexico State	W, 6-0
2-04	1 Air Force	W, 9-0
2-05	1 Southwest Texas State	W, 6-0
2-10	2 at New Mexico	L, 4-5
2-11	2 vs. Weber State	W, 6-3
2-12	2 vs. Kansas State	W, 6-3
2-15	Abilene Christian	W, 8-1
2-26	* Texas Christian	W, 5-4
3-01	* Rice	L, 1-8
3-04	* at Houston	L, 3-6
3-12	3 at [34] UNLV	L, 1-8
3-13	3 vs. Weber State	L, 2-7
3-14	3 vs. Northern Arizona	W, 9-0
3-25	* at Baylor	L, 3-6
3-26	* at [1] Texas	L, 0-9
3-31	* [27] Texas A&M	L, 2-7
4-09	* at Southern Methodist	L, 1-5
4-22	4 vs. [30] Texas A&M	L, 1-5

\* — Southwest Conference Match

1 — Texas Tech Indoor Quadrangular (Lubbock, Texas)

2 — Lady Lobo Invitational (Albuquerque, N.M.)

3 — UNLV Quadrangular (Las Vegas, Nev.)

4 — Southwest Conference Championships (Houston, Texas)

## ALL-TIME RESULTS

1995 Overall Record: 7-14 (H: 2-7 / R: 2-4 / N: 3-3)

Southwest Conference: 0-7 (H: 0-4 / R: 0-3)

Coach: Kathy Vick

Date	Opponent	Result
2-03	1 UTEP	L, 2-5
2-04	1 Texas-Arlington	W, 5-4
2-04	1 Oklahoma City	W, 7-1
2-10	* [2] Texas	L, 0-9
2-18	2 vs. Nicholls State	L, 2-7
2-18	2 vs. Northwestern State	W, 8-1
2-19	3 vs. Southwestern Louisiana	L, 3-6
3-04	* Baylor	L, 2-7
3-07	at Abilene Christian	W, 5-4
3-11	4 vs. Idaho State	W, 7-2
3-12	4 vs. Boise State	W, 5-4
3-13	4 at Nevada	L, 3-6
3-25	* Houston	L, 3-6
3-26	New Mexico	L, 1-8
3-31	* at [38] Texas A&M	L, 1-8
4-01	* at [37] Rice	L, 2-7
4-05	* Southern Methodist	L, 2-7
4-11	at West Texas A&M	W, 5-1
4-13	UTSA	L, 1-8
4-14	* at Texas Christian	L, 1-8
4-21	5 vs. [3] Texas	L, 0-5

\* — Southwest Conference Match

1 — Texas Tech Indoor Quadrangular (Lubbock, Texas)

2 — Cardinal Invitational (Beaumont, Texas)

3 — Houston, Texas

4 — Wolfpack Invitational (Reno, Nev.)

5 — Southwest Conference Championships (College Station, Texas)

1996 Overall Record: 7-12 (H: 1-5 / R: 3-4 / N: 3-3)

Southwest Conference: 0-7 (H: 0-3 / R: 0-4)

Coach: Kathy Vick

Date	Opponent	Result
2-02	1 Colorado State	W, 5-2
2-03	1 Oklahoma City	L, 4-5
2-03	1 Abilene Christian	L, 2-5
2-10	2 vs. Arkansas	L, 1-8
2-11	* at Houston	L, 3-6
2-16	at Texas-Arlington	W, 5-4
2-17	* at Southern Methodist	L, 2-7
2-18	3 vs. Arkansas-Little Rock	W, 5-4
3-02	* Texas Christian	L, 1-8
3-08	* at [3] Texas	L, 0-9
3-09	* at Baylor	L, 2-7
3-15	4 at New Orleans	W, 5-2
3-15	4 vs. Jacksonville	W, 5-2
3-16	4 vs. Arkansas State	L, 1-5
3-17	at Southwestern Louisiana	W, 6-3
3-18	5 vs. Northwestern State	W, 6-2
3-28	* [46] Rice	L, 0-9
3-31	* [26] Texas A&M	L, 0-9
4-19	6 vs. [5] Texas	L, 0-6

\* — Southwest Conference Match

1 — Texas Tech Indoor Quadrangular (Lubbock, Texas)

2 — Houston, Texas

3 — Plano, Texas

4 — New Orleans Invitational (New Orleans, La.)

5 — Southwestern Louisiana Triangular (Lafayette, La.)

6 — Southwest Conference Championships (Fort Worth, Texas)

1997 Overall Record: 10-11 (H: 7-4 / R: 2-3 / N: 1-3)

Big 12 Conference: 5-6 (H: 3-3 / R: 2-3)

Coach: Tim Siegel

Date	Opponent	TT	Result
1-31	* [4] Texas	—	L, 2-7
2-01	Tyler Junior College	—	W, 7-2
2-04	Abilene Christian	—	W, 9-0
2-07	1 at [60] New Mexico	—	L, 3-6
2-08	1 vs. [22] Boise State	—	L, 4-5
2-09	1 vs. [55] Houston	—	L, 2-7
2-19	West Texas A&M	—	W, 9-0
3-01	* at [48] Kansas State	—	W, 5-4
3-07	* at [29] Texas A&M	—	L, 0-9
3-08	* at [51] Baylor	—	L, 3-6
3-15	* [21] Kansas	—	L, 2-7
3-16	* Missouri	—	W, 8-1
3-21	[38] Houston	[72]	L, 4-5
3-23	* [37] Colorado	[72]	W, 5-4
3-25	North Texas	[72]	W, 6-2
4-04	* [75] Nebraska	[60]	L, 2-7
4-06	* Iowa State	[60]	W, 7-2
4-18	* at [53] Oklahoma	[69]	L, 3-6
4-19	* at [66] Oklahoma State	[69]	W, 5-4
4-24	2 vs. [40] Oklahoma State	[69]	W, 5-1
4-25	2 vs. [6] Texas	[69]	L, 1-5

\* — Big 12 Conference Match

1 — New Mexico Invitational (Albuquerque, N.M.)

2 — Big 12 Conference Championships (San Antonio, Texas)

1998 Overall Record: 12-11 (H: 5-3 / R: 6-7 / N: 1-1)

Big 12 Conference: 5-6 (H: 2-3 / R: 3-3)

Coach: Tim Siegel

Date	Opponent	Result	TT
2-15	Tyler Junior College	—	W, 9-0
2-15	West Texas A&M	—	W, 8-0
2-20	* Baylor	—	L, 3-6
2-21	* Oklahoma State	—	W, 6-3
2-27	* [47] Oklahoma	—	W, 6-3
3-01	* at [67] Nebraska	[73]	W, 5-4
3-07	at Colorado State	[73]	W, 8-1
3-08	* at Colorado	[73]	L, 1-8
3-13	* [35] Texas A&M	[66]	L, 4-5
3-14	* Kansas State	[66]	L, 0-9
3-21	at New Mexico State	[58]	L, 2-7
3-22	at UTEP	[58]	W, 5-4
3-27	at [23] Texas Christian	[58]	L, 3-6
3-28	at Southern Methodist	[58]	L, 4-5
3-29	at North Texas	[58]	W, 6-3
4-4	at Iowa	[64]	L, 4-5
4-5	* at Iowa State	[64]	W, 7-2
4-11	* at [13] Kansas	[64]	L, 1-8
4-12	* at Missouri	[64]	W, 6-0
4-18	* at [5] Texas	[72]	L, 1-8
4-20	Abilene Christian	[72]	W, 7-2
4-23	1 vs. Nebraska	[70]	W, 5-4
4-24	1 vs. Texas	[70]	L, 0-5

\* — Big 12 Conference Match

1 — Big 12 Conference Championships (Lincoln, Neb.)

1999 Overall Record: 4-18 (H: 4-8 / R: 0-9 / N: 0-1)

Big 12 Conference: 2-9 (H: 2-4 / R: 0-5)

Coach: Tim Siegel

Date	Opponent	TT	Result
1-28	Abilene Christian	—	W, 7-2
1-30	* [6] Texas	—	L, 0-9
1-31	Southern Methodist	—	L, 2-7
2-11	UTEP	—	L, 3-6
2-12	New Mexico State	—	L, 4-5
2-14	Colorado State	—	W, 6-3
2-20	* Colorado	—	L, 1-8
2-21	* Iowa State	—	W, 7-2
2-27	* [66] Nebraska	—	L, 1-8
2-28	* Missouri	—	W, 6-3
3-7	* Kansas	—	L, 2-7
3-17	at Southern Miss.	—	L, 3-6
3-18	at New Orleans	—	L, 3-6
3-20	at Tulane	—	L, 1-8
3-21	at Louisiana State	—	L, 0-9
3-29	* at [34] Texas A&M	—	L, 1-8
3-30	* at [47] Baylor	—	L, 0-9
4-10	* at Kansas State	—	L, 3-6
4-16	* at Oklahoma State	—	L, 2-7
4-17	* at [56] Oklahoma	—	L, 2-7
4-23	Tyler Junior College	—	L, 4-5
4-29	1 vs. [56] Oklahoma	—	L, 2-6

\* — Big 12 Conference Match

1 — Big 12 Conference Championships (College Station, Texas)

2000 Overall Record: 3-18 (H: 0-6 / R: 2-10 / N: 1-2)

Big 12 Conference: 1-10 (H: 0-5 / R: 1-5)

Coach: Virginia Brown

Date	Opponent	TT	Result
1-26	Abilene Christian	—	L, 4-5
2-04	1 vs. Wyoming	—	W, 6-3
2-05	1 at [27] New Mexico	—	L, 0-9
2-11	at Arizona	—	L, 0-9
2-12	at [10] Arizona State	—	L, 0-9
2-13	2 vs. Northern Arizona	—	L, 0-9
2-27	* [35] Oklahoma State	—	L, 2-7
3-03	* at Iowa State	—	W, 5-4
3-04	* at Missouri	—	L, 4-5
3-05	* at [42] Kansas	—	L, 1-8
3-11	* [50] Kansas State	—	L, 2-7
3-12	* [29] Baylor	—	L, 0-9
3-24	* at [46] Nebraska	—	L, 1-8
3-26	* at Colorado	—	L, 2-7
3-31	at Lamar	—	W, 6-3
4-01	at Rice	—	L, 2-7
4-02	at Houston	—	L, 2-7
4-07	* [60] Texas A&M	—	L, 2-7
4-19	* Oklahoma	—	L, 1-8
4-22	* at [8] Texas	—	L, 0-6
4-27	3 vs. [56] Nebraska	—	L, 0-5

\* — Big 12 Conference Match

1 — Furr's Classic (Albuquerque, N.M.)

2 — Glendale, Ariz.

3 — Big 12 Conference Championships (Kansas City, Mo.)

## ALL-TIME RESULTS

2001 Overall Record: 9-11 (H: 3-4 / R: 2-5 / N: 4-2)

Big 12 Conference: 3-8 (H: 2-4 / R: 1-4)

Coach: Virginia Brown

Date	Opponent	TT	Result
1-26	1 vs. Oral Roberts	—	W, 8-0
1-26	1 vs. Texas A&M-Corpus Christi	—	W, 8-0
1-27	1 vs. North Texas	—	W, 5-0
1-31	Abilene Christian	—	W, 6-1
2-04	* Missouri	—	W, 4-3
2-10	* [6] Texas	—	L, 0-7
2-18	* Iowa State	—	W, 4-3
2-24	* at [14] Baylor	—	L, 1-6
3-04	* Colorado	—	L, 3-4
3-10	* at [45] Kansas State	—	L, 1-6
3-12	at Southern Methodist	—	L, 2-5
3-24	* [48] Kansas	—	L, 2-5
3-25	* [49] Nebraska	—	L, 1-6
3-31	* at [15] Oklahoma State	—	L, 0-7
4-01	* at Oklahoma	—	W, 4-3
4-05	* at [12] Texas A&M	—	L, 0-7
4-06	2 vs. Sam Houston State	—	W, 7-0
4-14	3 vs. [60] New Mexico State	—	L, 1-6
4-15	at UTEP	—	W, 4-3
4-26	4 vs. [71] Colorado	—	L, 1-4

\* — Big 12 Conference Match

1 — Wildcat Invitational (Abilene, Texas)

2 — College Station, Texas

3 — El Paso, Texas

4 — Big 12 Conference Championships (Waco, Texas)

2002 Overall Record: 10-13 (H: 3-7 / R: 5-4 / N: 2-2)

Big 12 Conference: 4-7 (H: 1-4 / R: 3-3)

Coach: Virginia Brown

Date	Opponent	TT	Result
2-09	Texas-Arlington	—	W, 5-2
2-15	1 [23] Texas Christian	—	L, 2-5
2-16	1 [26] Florida International	—	L, 3-4
2-17	1 [53] New Mexico	—	L, 2-5
2-22	at Air Force	—	L, 3-4
2-23	* at [75] Colorado	—	L, 2-5
3-03	* [48] Kansas State	—	L, 2-5
3-08	* at Kansas	—	L, 3-4
3-09	* at Missouri	—	W, 5-2
3-12	2 vs. Cal State-Northridge	—	W, 4-3
3-13	2 vs. Cal-Irvine	—	L, 2-5
3-14	at Cal State-Fullerton	—	W, 7-0
3-22	at [64] Houston	—	W, 5-1
3-23	* at [16] Texas	—	L, 1-6
3-26	* [44] Oklahoma	—	L, 3-4
3-29	* at Iowa State	—	W, 6-1
3-30	* at Nebraska	—	W, 4-3
4-05	* [25] Texas A&M	—	L, 2-5
4-12	New Mexico State	—	W, 4-1
4-13	* [28] Baylor	—	W, 5-2
4-20	* [42] Oklahoma State	[57]	L, 3-4
4-25	3 vs. Colorado	[57]	W, 5-0
4-26	3 vs. [10] Texas	[57]	L, 1-5

\* — Big 12 Conference Match

1 — Texas Tech Invitational (Lubbock, Texas)

2 — Newport Beach, Calif.

3 — Big 12 Conference Championships (College Station, Texas)

2003 Overall Record: 3-15 (H: 2-5 / R: 1-9 / N: 0-1)

Big 12 Conference: 2-9 (H: 2-3 / R: 0-6)

Coach: Sandy Collins

Date	Opponent	TT	Result
2-07	UTSA	[70]	L, 3-4
2-09	Air Force	[70]	L, 2-5
2-15	* at [45] Baylor	[70]	L, 0-7
2-22	* Iowa State	[70]	W, 7-0
3-01	* at [59] Kansas State	[74]	L, 2-5
3-09	* [43] Missouri	[74]	W, 4-3
3-18	at Texas-Arlington	[68]	L, 3-4
3-24	* Texas	[68]	L, 2-5
3-28	* Kansas	[68]	L, 3-4
3-30	* Nebraska	[68]	L, 2-5
4-04	* at [30] Texas A&M	[74]	L, 0-7
4-05	at Houston	[74]	L, 2-5
4-11	* at [35] Oklahoma State	[74]	L, 0-7
4-12	* at [29] Oklahoma	[74]	L, 1-6
4-18	at New Mexico State	—	W, 4-3
4-19	at [48] New Mexico	—	L, 1-6
4-24	1 vs. [32] Kansas State	—	L, 1-4

\* — Big 12 Conference Match

1 — Big 12 Conference Championships (Kansas City, Mo.)

2004 Overall Record: 11-10 (H: 5-3 / R: 5-6 / N: 1-1)

Big 12 Conference: 4-7 (H: 2-3 / R: 2-4)

Coach: Cari Groce

Date	Opponent	TT	Result
2-01	at North Texas	—	W, 4-2
2-13	at Colorado State	—	L, 3-4
2-14	* at [57] Colorado	—	L, 2-5
2-20	at Sam Houston State	—	W, 7-0
2-21	1 vs. Texas A&M-Corpus Christi	—	W, 6-1
3-03	Abilene Christian	—	W, 7-0
3-06	* [65] Kansas State	—	W, 4-3
3-13	* at Missouri	—	L, 2-5
3-14	* at Kansas	—	W, 6-1
3-19	UTEP	—	W, 7-0
3-20	Air Force	—	W, 7-0
3-21	* [41] Baylor	—	L, 2-5
3-26	at Oral Roberts	—	W, 7-0
3-27	at [55] Tulsa	—	L, 2-5
4-02	* [14] Texas A&M	—	L, 0-6
4-03	* Oklahoma State	—	W, 4-3
4-10	* at Iowa State	—	W, 4-3
4-11	* at [ ] Nebraska	—	L, 3-4
4-18	* [18] Oklahoma	—	L, 0-7
4-24	* at [11] Texas	—	L, 0-7
4-29	2 vs. Kansas	—	L, 1-4

\* — Big 12 Conference Match

1 — Huntsville, Texas

2 — Big 12 Conference Championships (Norman, Okla.)

2005 Overall Record: 10-13 (H: 5-2 / R: 1-8 / N: 4-3)

Big 12 Conference: 5-6 (H: 4-2 / R: 1-4)

Coach: Cari Groce

Date	Opponent	TT	Result
2-04	at [29] Oregon	—	L, 0-7
2-05	1 vs. [68] San Diego State	—	L, 3-4
2-11	at [41] Rice	—	L, 2-5
2-12	at Houston	—	L, 2-5
2-25	2 vs. [30] New Mexico	—	L, 2-5
2-26	2 vs. Cal State-Northridge	—	W, 6-1
2-27	2 vs. Northern Arizona	—	W, 4-0
3-05	* at Kansas State	—	L, 2-5
3-16	3 vs. Southern Miss	—	W, 5-2
3-18	at [56] Florida International	—	L, 2-5
3-25	* Iowa State	—	W, 7-0
3-26	* [32] Nebraska	—	L, 3-4
3-27	* [50] Missouri	—	W, 4-3
3-30	* [8] Texas	[75]	L, 0-7
4-02	* [56] Colorado	[75]	W, 5-2
4-03	* Kansas	[75]	W, 4-3
4-08	* at [15] Baylor	[57]	L, 0-7
4-09	* at [37] Texas A&M	[57]	L, 0-7
4-15	* at Oklahoma State	[60]	L, 3-4
4-16	* at [69] Oklahoma	[60]	W, 5-2
4-22	Prairie View A&M	[65]	W, 7-0
4-28	4 vs. Iowa State	[63]	W, 4-1
4-29	4 vs. [33] Texas A&M	[63]	L, 1-4

\* — Big 12 Conference Match

1 — Eugene, Ore.

2 — Lady Rebel Classic (Las Vegas, Nev.)

3 — Miami, Fla.

5 — Big 12 Conference Championships (Waco, Texas)

2006 Overall Record: 14-8 (H: 5-2 / R: 7-5 / N: 2-1)

Big 12 Conference: 7-4 (H: 3-2 / R: 4-2)

Coach: Cari Groce

Date	Opponent	TT	Result
2-01	Abilene Christian	[61]	W, 6-1
2-04	Prairie View A&M	[61]	W, 7-0
2-05	* [67] Kansas State	[61]	W, 4-3
2-11	1 vs. UTEP	[61]	W, 7-0
2-12	at [32] New Mexico	[61]	L, 1-6
2-18	at Mississippi State	[61]	L, 2-4
2-19	at [55] Alabama	[61]	L, 0-4
2-24	at Air Force	[65]	W, 6-1
2-25	* at [42] Colorado	[65]	L, 2-5
2-26	at Colorado State	[65]	W, 4-1
3-04	* at Missouri	[66]	W, 5-2
3-05	* at [72] Kansas	[66]	W, 4-3
3-15	2 vs. Wyoming	[54]	W, 4-0
3-17	at Hawai'i	[54]	W, 6-1
3-25	* at Iowa State	[65]	W, 5-2
3-26	* at [49] Nebraska	[65]	W, 4-3
3-31	* [51] Texas A&M	[50]	L, 0-7
4-01	* [9] Baylor	[50]	L, 1-6
4-08	* at [15] Texas	[55]	L, 0-7
4-21	* [75] Oklahoma	[57]	W, 5-2
4-22	* [47] Oklahoma State	[57]	W, 4-3
4-28	3 vs. [41] Nebraska	[49]	L, 0-4

\* — Big 12 Conference Match

1 — Albuquerque, N.M.

2 — Honolulu, Hawai'i

3 — Big 12 Conference Championships (Waco, Texas)

## ALL-TIME RESULTS

2007 Overall Record: 12-11 (H: 10-5 / R: 0-5 / N: 2-1)

Big 12 Conference: 4-7 (H: 4-2 / R: 0-5)

Coach: Cari Groce

Date	Opponent	TT	Result
1-26	[42] Oregon.....	—	L, 3-4
1-28	[44] Alabama.....	—	W, 5-2
2-02	Prairie View A&M.....	[54]	W, 4-0
2-02	UTEP.....	[54]	W, 6-1
2-04	[45] New Mexico.....	[54]	L, 3-4
2-17 *	[53] Colorado.....	[51]	L, 1-6
2-18	Colorado State.....	[51]	W, 7-0
2-23	Middle Tennessee State.....	[53]	W, 5-2
2-24	[35] BYU.....	[53]	L, 2-5
2-25	Air Force.....	[53]	W, 7-0
3-03 *	at Oklahoma.....	[53]	L, 3-4
3-04 *	at [40] Oklahoma State.....	[53]	L, 2-5
3-05 1	vs. Oral Roberts.....	[53]	W, 6-1
3-25 *	[75] Nebraska.....	—	W, 4-3
3-29 *	[40] Texas.....	—	L, 1-6
3-31 *	Missouri.....	—	W, 6-1
4-01 *	Kansas.....	—	W, 5-2
4-07 *	at Kansas State.....	—	L, 2-5
4-14 *	at [20] Texas A&M.....	—	L, 0-7
4-15 *	at [15] Baylor.....	—	L, 0-7
4-22 *	Iowa State.....	—	W, 6-1
4-26 2	vs. Kansas State.....	—	W, 4-1
4-27 2	vs. [37] Texas.....	—	L, 0-4

\* — Big 12 Conference Match

1 — Stillwater, Okla.

2 — Big 12 Conference Championships (Kansas City, Mo.)

2008 Overall Record: 12-12 (H: 6-5 / R: 4-5 / N: 2-2)

Big 12 Conference: 4-7 (H: 1-5 / R: 3-2)

Coach: Cari Groce

Date	Opponent	TT	Result
1-26	Texas State.....	—	W, 7-0
1-26	Texas-Pan American.....	—	W, 7-0
1-27	Air Force.....	—	W, 6-1
2-01	at [39] Arizona.....	—	L, 4-3
2-02 1	vs. San Diego.....	—	W, 4-0
2-08	North Texas.....	—	W, 6-1
2-09	[68] Nevada.....	—	W, 4-3
2-15 2	vs. [49] Boise State.....	[72]	L, 5-2
2-16	at [58] BYU.....	[72]	L, 4-3
3-01	at [62] Southern Methodist.....	[73]	W, 5-3
3-02	at [31] Texas Christian.....	[73]	L, 7-0
3-14 *	at [58] Nebraska.....	—	L, 6-1
3-15 *	at Iowa State.....	—	W, 5-2
3-19 *	[3] Baylor.....	—	L, 7-0
3-28 *	Missouri.....	—	W, 6-1
3-30 *	[67] Colorado.....	—	L, 6-1
4-04 *	at Kansas State.....	—	W, 7-0
4-06 *	at [70] Kansas.....	—	W, 4-3
4-11 *	[68] Oklahoma State.....	[64]	L, 2-5
4-13 *	Oklahoma.....	[73]	L, 2-5
4-18 *	[32] Texas A&M.....	[73]	L, 1-6
4-20 *	at [21] Texas.....	[73]	L, 1-6
4-24 3	vs. Oklahoma.....	—	W, 4-1
4-25 3	vs. [3] Baylor.....	—	L, 0-4

\* — Big 12 Conference Match

1 — Tucson, Ariz.

2 — Provo, Utah

3 — Big 12 Conference Championships (College Station, Texas)

2009 Overall Record: 10-14 (H: 6-4 / R: 3-6 / N: 1-4)

Big 12 Conference: 4-7 (H: 3-2 / R: 1-5)

Coach: Todd Petty

Date	Opponent	TT	Result
1-23	North Texas.....	[74]	W, 6-1
1-25	Mississippi State.....	[74]	L, 3-4
2-09	at Air Force.....	—	W, 6-1
2-09 1	vs. [40] Denver.....	—	L, 0-7
2-13	Arizona.....	—	L, 3-4
2-15	Rice.....	—	L, 2-5
2-26	Midwestern State.....	—	W, 6-1
2-26	[21] TCU.....	—	W, 4-3
3-12 *	at [47] Texas A&M.....	[62]	L, 2-5
3-13 *	at [5] Baylor.....	[62]	L, 0-7
3-15 *	[32] Texas.....	[62]	L, 3-4
3-18 2	vs. Northern Arizona.....	[63]	W, 6-1
3-19 2	vs. [53] Utah.....	[63]	L, 3-4
3-20 2	at [48] San Diego.....	[63]	L, 1-6
3-22 *	Iowa State.....	[63]	W, 6-1
3-27 *	at [58] Missouri.....	[68]	W, 4-3
3-29 *	at Colorado.....	[68]	L, 1-6
4-03 *	Kansas State.....	[63]	W, 6-1
4-05 *	Kansas.....	[63]	W, 4-2
4-17 *	at Oklahoma State.....	[67]	L, 3-4
4-19 *	at Oklahoma.....	[67]	L, 1-6
4-22 3*	vs. [61] Nebraska.....	[73]	L, 3-4
4-23 4	vs. Oklahoma.....	[73]	W, 4-3
4-24 4	vs. [32] Texas.....	[73]	L, 0-4

\* — Big 12 Conference Match

1 — Colorado Springs, Colo.

2 — Barnes Collegiate Invitational (San Diego, Calif.)

3 — Norman, Okla.

4 — Big 12 Conference Championships (Norman, Okla.)

2010 Overall Record: 11-12 (H: 6-3 / R: 3-7 / N: 2-2)

Big 12 Conference: 5-6 (H: 3-3 / R: 2-3)

Coach: Todd Petty

Date	Opponent	TT	Result
1-22	Texas-Arlington.....	[73]	W, 4-2
1-23	Tulane.....	[73]	W, 4-2
1-24	New Mexico.....	[73]	W, 6-1
2-06	at North Texas.....	[73]	L, 2-5
2-13 1	vs. Arizona.....	[73]	L, 2-5
2-14	at Rice.....	[73]	L, 1-6
2-19	at Southern Miss.....	—	W, 7-0
2-20	at [22] Mississippi.....	—	L, 0-7
2-27 2	vs. San Francisco.....	—	W, 4-3
2-28	at Nevada.....	—	L, 3-4
3-03 *	[9] Baylor.....	—	L, 1-6
3-19 *	[34] Oklahoma.....	—	L, 3-4
3-21 *	[56] Oklahoma State.....	—	W, 5-1
3-26 *	at [35] Texas.....	[67]	L, 0-7
3-28 *	[44] Texas A&M.....	[67]	L, 2-5
4-09 *	at [45] Nebraska.....	—	L, 3-4
4-11 *	at Iowa State.....	—	W, 5-2
4-16 *	[63] Colorado.....	—	W, 5-2
4-18 *	Missouri.....	—	W, 5-2
4-23 *	at Kansas.....	[70]	W, 6-1
4-25 *	at Kansas State.....	[70]	L, 2-5
4-29 3	vs. Missouri.....	[75]	W, 4-1
4-30 3	vs. [36] Nebraska.....	[75]	L, 0-4

\* — Big 12 Conference Match

1 — Houston, Texas

2 — Reno, Nev.

3 — Big 12 Conference Championships (Austin, Texas)

2011 Overall Record: 18-8 (H: 10-1 / R: 6-4 / N: 2-3)

Big 12 Conference: 7-4 (H: 4-1 / R: 3-3)

Coach: Todd Petty

Date	Opponent	TT	Result
1-29 1	vs. Wichita State.....	—	W, 4-3
1-30 1	at New Mexico.....	—	W, 7-0
2-03	at [68] LSU.....	—	W, 5-1
2-04	at Tulane.....	—	W, 5-1
2-05 2	vs. [46] Alabama.....	—	L, 3-4
2-12 3	vs. [37] Tulsa.....	[69]	L, 3-4
2-13	at [21] Arkansas.....	[69]	L, 3-4
2-19	[70] North Texas.....	[64]	W, 6-1
2-19	Cameron.....	[64]	W, 7-0
3-04	Midwestern State.....	[54]	W, 7-0
3-04	Texas-Pan American.....	[54]	W, 7-0
3-06	Denver.....	[54]	W, 4-3
3-18 *	Kansas.....	[63]	W, 6-1
3-19	Kentucky.....	[63]	W, 4-2
3-20 *	[53] Kansas State.....	[63]	W, 7-0
3-25 *	at [18] Oklahoma.....	[49]	L, 1-6
3-27 *	at Oklahoma State.....	[49]	W, 4-3
4-01 *	[23] Texas.....	[45]	W, 4-3
4-08 *	Iowa State.....	[39]	W, 6-1
4-10 *	[38] Nebraska.....	[39]	L, 3-4
4-15 *	at Colorado.....	[44]	W, 7-0
4-17 *	at Missouri.....	[44]	W, 5-2
4-21 *	at [7] Baylor.....	[41]	L, 1-6
4-22 *	at [30] Texas A&M.....	[41]	L, 2-5
4-28 4	vs. Iowa State.....	[46]	W, 4-0
4-29 4	vs. [22] Oklahoma.....	[46]	L, 1-4

\* — Big 12 Conference Match

1 — New Mexico Invitational (Albuquerque, N.M.)

2 — New Orleans, La.

3 — Fayetteville, Ark.

4 — Big 12 Conference Championships (Waco, Texas)

## ALL-TIME RESULTS

2012 Overall Record: 19-6 (H: 9-0 / R: 7-2 / N: 3-4)

Big 12 Conference: 8-1 (H: 5-0 / R: 3-1)

Coach: Todd Petty

Date	Opponent	TT	Result
1-23	UTEP.....	[46].....	W, 7-0
1-28	1 at [20] Arizona State.....	[45].....	L, 1-47
1-29	1 vs. [48] Sacramento State.....	[45].....	W, 6-1
2-04	[23] Mississippi.....	[42].....	W, 4-3
2-11	2 [73] Santa Clara.....	[42].....	W, 5-0
2-12	2 [69] Rice.....	[42].....	W, 4-2
2-17	at Denver.....	[42].....	W, 7-0
2-24	3 vs. [47] Long Beach State.....	[32].....	W, 5-2
2-25	3 vs. [39] Utah.....	[32].....	L, 3-4
2-26	at [36] UNLV.....	[32].....	W, 5-2
3-01	* [12] Baylor.....	[20].....	W, 4-3
3-07	at Cal Poly.....	[20].....	W, 6-1
3-11	at [52] Hawai'i.....	[20].....	W, 6-1
3-13	4 vs. [21] Notre Dame.....	[20].....	L, 3-4
3-23	* at [75] Kansas State.....	[18].....	W, 4-3
3-25	* at Kansas.....	[18].....	W, 6-1
3-30	* [42] Oklahoma State.....	[22].....	W, 5-2
4-01	* [47] Oklahoma.....	[22].....	W, 5-2
4-13	* at [20] Texas A&M.....	[22].....	W, 4-3
4-15	* at [13] Texas.....	[22].....	L, 2-4
4-20	* [44] Missouri.....	[19].....	W, 6-1
4-22	* Iowa State.....	[19].....	W, 5-2
4-27	5 vs. [49] Missouri.....	[21].....	W, 4-1
4-28	5 vs. [13] Texas.....	[21].....	L, 1-4
5-12	6 vs. [37] Utah.....	[21].....	L, 3-4

\* — Big 12 Conference Match

1 — ITA Kickoff Weekend (Tempe, Ariz.)

2 — Lady Raider Shootout (Lubbock, Texas)

3 — Las Vegas, Nev.

4 — Honolulu, Hawai'i

5 — Big 12 Conference Championships (College Station, Texas)

6 — NCAA Championships First Round (Coral Gables, Fla.)

2013 Overall Record: 20-7 (H: 9-2 / R: 7-3 / N: 4-2)

Big 12 Conference: 8-1 (H: 4-1 / R: 4-0)

Coach: Todd Petty

Date	Opponent	TT	Result
1-19	Denver.....	[21].....	W, 7-0
1-26	1 vs. [29] Rice.....	[21].....	W, 6-1
1-27	1 at [15] Baylor.....	[21].....	L, 2-4
2-02	at [28] Arizona.....	[20].....	W, 4-3
2-03	2 vs. [58] Sacramento State.....	[20].....	W, 7-0
2-16	3 vs. [57] Tulane.....	[21].....	W, 4-1
2-17	at [32] Rice.....	[21].....	W, 4-2
2-21	at [59] Auburn.....	[21].....	L, 2-5
2-22	at [8] Alabama.....	[21].....	L, 3-4
3-01	SMU.....	[19].....	W, 6-1
3-03	Wisconsin.....	[20].....	W, 6-1
3-12	at [64] San Diego.....	[23].....	W, 5-2
3-13	4 vs. [1] North Carolina.....	[21].....	L, 2-5
3-17	* [28] Oklahoma.....	[21].....	W, 6-1
3-22	UTEP.....	[20].....	W, 7-0
3-22	* West Virginia.....	[20].....	W, 6-1
3-24	* Iowa State.....	[20].....	W, 7-0
3-31	* [25] Oklahoma State.....	[18].....	W, 6-1
4-06	* at [24] Texas.....	[15].....	W, 4-3
4-12	* at [50] Kansas State.....	[15].....	W, 5-2
4-14	* at Kansas.....	[15].....	W, 6-1
4-19	* at [25] TCU.....	[15].....	W, 4-3
4-21	* [28] Baylor.....	[15].....	L, 3-4
4-26	5 vs. [54] Kansas State.....	[17].....	W, 4-3
4-27	5 vs. [25] Texas.....	[17].....	L, 3-4
5-11	6 [71] College of Charleston.....	[17].....	W, 4-0
5-12	6 [15] Duke.....	[17].....	L, 3-4

\* — Big 12 Conference Match

1 — ITA Kickoff Weekend (Waco, Texas)

2 — Tucson, Ariz.

3 — Houston, Texas

4 — San Diego, Calif.

5 — Big 12 Conference Championships (Norman, Okla.)

6 — NCAA Championships First/Second Rounds (Lubbock, Texas)

2014 Overall Record: 17-8 (H: 8-1 / R: 7-3 / N: 2-4)

Big 12 Conference: 6-3 (H: 3-1 / R: 3-2)

Coach: Todd Petty

Date	Opponent	TT	Result
1-18	Wyoming.....	[18].....	W, 7-0
1-18	Texas State.....	[18].....	W, 7-0
1-25	1 vs. [16] Vanderbilt.....	[18].....	L, 1-4
1-25	1 at [25] Nebraska.....	[18].....	W, 4-1
2-01	at [62] SMU.....	[18].....	W, 5-2
2-04	at William & Mary.....	[18].....	W, 5-2
2-14	Arizona.....	[19].....	W, 6-1
2-16	Georgia State.....	[19].....	W, 5-2
2-21	2 vs. [36] Yale.....	[21].....	W, 4-1
2-22	2 vs. [14] Alabama.....	[21].....	L, 2-4
2-23	2 vs. [19] Auburn.....	[21].....	L, 3-4
3-02	* at [19] Baylor.....	[28].....	L, 1-6
3-07	at [54] Saint Mary's (Calif.).....	[30].....	L, 3-4
3-09	at [71] Santa Clara.....	[30].....	W, 4-1
3-16	* [22] Texas.....	[32].....	L, 2-5
3-21	* at [17] Oklahoma.....	[33].....	W, 5-2
3-23	* at [30] Oklahoma State.....	[33].....	L, 3-4
3-28	* at West Virginia.....	[32].....	W, 7-0
3-30	* at Iowa State.....	[32].....	W, 6-1
4-05	* [56] TCU.....	[32].....	W, 5-2
4-11	* [65] Kansas.....	[34].....	W, 7-0
4-13	* [71] Kansas State.....	[34].....	W, 6-1
4-25	3 vs. [18] Oklahoma.....	[30].....	W, 4-2
4-26	3 vs. [14] Baylor.....	[30].....	L, 0-4
5-09	4 vs. [35] Mississippi.....	[26].....	.....

\* — Big 12 Conference Match

1 — ITA Kickoff Weekend (Lincoln, Neb.)

2 — Blue Gray National Tennis Classic (Montgomery, Ala.)

3 — Big 12 Conference Championships (Norman, Okla.)

4 — NCAA Championships First/Second Rounds (Los Angeles, Calif.)

## HONORS AND AWARDS

### INDIVIDUAL

#### NCAA PARTICIPANT

2012 Samantha Adams,  
Kenna Kilgo, doubles

#### ITA SCHOLAR-ATHLETE

2002 Barbara Schraml  
2006 Cigdem Duru  
2006 Katja Kovacic  
2006 Samantha van der Drift  
2007 Samantha van der Drift  
2008 Ingrid Ballus  
2008 Janet Durham  
2008 Kelsey Garland  
2008 Simone Templeton  
2008 Samantha van der Drift  
2009 Kyla Coleman  
2009 Kelsey Garland  
2009 Natalie Leitch  
2009 Kerryn Potgieter  
2009 Samantha van der Drift  
2010 Natalie Day  
2010 Kelsey Garland  
2010 Natalie Leitch  
2010 Mia Matuszak  
2010 Stephanie Peanna  
2011 Lorena Aviles  
2011 Samantha Adams  
2011 Kelsey Garland  
2011 Caroline Starck  
2012 Samantha Adams  
2012 Kenna Kilgo  
2012 Rashmi Teltumbde  
2012 Elizabeth Ullathorne  
2013 Samantha Adams  
2013 Kenna Kilgo  
2013 Rashmi Teltumbde  
2013 Elizabeth Ullathorne  
2014 Samantha Czarniak Rego  
2014 Rashmi Teltumbde  
2014 Claire Williams

#### ITA ALL-ACADEMIC TEAM

2004 Texas Tech  
2008 Texas Tech  
2009 Texas Tech  
2010 Texas Tech  
2011 Texas Tech  
2012 Texas Tech  
2013 Texas Tech  
2014 Texas Tech

#### ACADEMIC ALL-DISTRICT VI

2003 Barbara Schraml

#### ITA TEXAS REGION COACH OF THE YEAR

2012 Todd Petty

#### ITA ROOKIE OF THE YEAR

2011 Samantha Adams,  
Freshman

### BIG 12 COACH OF THE YEAR

2011 Todd Petty  
2012 Todd Petty

### BIG 12 NEWCOMER OF THE YEAR

2001 Irina Tereschenko

### BIG 12 FRESHMAN OF THE YEAR

1998 Zana Zlebnik

### BIG 12 WEEKLY AWARDS

2002 Kendall Brooks, Jr.  
April 15  
  
2004 Katja Kovacic, So.  
March 16  
  
2011 Elizabeth Ullathorne, So.  
April 5

### ALL-BIG 12 HONORS

#### Singles

1997 Eva Eguiguren  
1998 Zana Zlebnik  
2002 Irina Tereschenko  
2004 Irina Tereschenko  
2006 Tara Browning  
2007 Samantha van der Drift  
2009 Samantha van der Drift  
2011 Elizabeth Ullathorne  
2012 Samantha Adams  
2013 Samantha Adams  
2014 Lynn Kiro

#### Doubles

1998 Amanda Earhart  
Zana Zlebnik  
2002 Irina Tereschenko/  
Beverly Dawson  
2003 Irina Tereschenko/  
Beverly Dawson  
2005 Tara Browning/  
Lakann Wagley  
2006 Tara Browning/  
Lakann Wagley  
2008 Samantha van der Drift/  
Janet Durham  
2009 Samantha van der Drift/  
Kelsey Garland  
2011 Kelsey Garland/  
Samantha Adams  
2012 Samantha Adams/  
Kenna Kilgo  
2013 Samantha Adams/  
Kenna Kilgo  
2014 Samantha Adams/  
Kenna Kilgo  
2014 Nikki Sanders/  
Rashmi Teltumbde

### BIG 12 POSITION CHAMPIONS

NO. 1 SINGLES  
1998 Zana Zlebnik, Freshman  
  
NO. 4 SINGLES  
2012 Caroline Starck, Junior  
  
NO. 5 SINGLES  
2013 Nikki Sanders, Junior  
  
NO. 6 SINGLES  
2013 Caroline Starck, Senior

NO. 1 DOUBLES  
2005 Tara Browning/  
Lakan Wagley  
2012 Samantha Adams/  
Kenna Kilgo  
2013 Samantha Adams/  
Kenna Kilgo

NO. 2 DOUBLES  
2005 Tara Browning/  
Lakan Wagley  
2012 Samantha Adams/  
Kenna Kilgo  
2013 Nikki Sanders/  
Rashmi Teltumbde  
2014 Nikki Sanders/  
Rashmi Teltumbde

NO. 3 DOUBLES  
2002 Kendall Brooks/  
Alenka Ovin  
2005 Erin Hunter/Katja Kovacic  
2006 Erin Hunter/Katja Kovacic  
2012 Rashmi Teltumbde/  
Elizabeth Ullathorne  
2013 Caroline Starck/  
Elizabeth Ullathorne  
2014 Lynn Kiro/  
Beatriz Machado Santos

### SWC POSITION CHAMPIONS

NO. 4 SINGLES  
1995 Erika Fisher  
  
NO. 1 DOUBLES  
1988 Annemarie Walson/  
Paula Brigance

### ACADEMIC ALL-SWC

1994 Sheri Gilreath  
1995 Erika Fisher



## HONORS AND AWARDS

### ACADEMIC ALL-BIG 12

#### HONORS

1997

##### *First Team*

Erika Fisher, Sr.  
Carrie Helbing, So.  
Misty Meyer, So.  
Lakshmi Ravindra, Fr.  
Sarada Ravindra, Fr.  
Christine Van Regenmorter, Jr.

1998

##### *Honorable Mention*

Erica Dopson, Jr.

1999

##### *First Team*

Misty Meyer, Sr.  
Zana Zlebnik, So.

2001

##### *Second Team*

Alenka Ovin, Sr.  
Noel Ruiz, Jr.

2002

##### *First Team*

Kendall Brooks, So.  
Barbara Schrami, Jr.  
Second Team  
Noel Ruiz, Sr.

2003

##### *First Team*

Kendall Brooks, Jr.  
Dana Giles, Jr.  
Barbara Schrami, Sr.  
*Second Team*  
Irina Tereschenko, Jr.

2004

##### *First Team*

Kendall Brooks, Sr.  
Katja Kovacic, So.  
Irina Tereschenko, Sr.

2005

##### *First Team*

Tara Browning, Jr.  
Katja Kovacic, Jr.  
*Second Team*  
Lakann Wagley, So.

2006

##### *First Team*

Katja Kovacic, Sr.  
*Second Team*  
Lakann Wagley, So.

2007

##### *First Team*

Samantha van der Drift, So.

Second Team

Lakann Wagley, Sr.  
Janet Durham, Jr.

2008

##### *First Team*

Janet Durham, Sr.  
Samantha van der Drift, Jr.  
Brenna Jackson, Sr.

##### *Second Team*

Maria Jose Andres, So.  
Kerryn Potgieter, So.

2009

##### *First Team*

Kyla Coleman, Sr.  
Kelsy Garland, So.  
Kerryn Potgieter, Jr.  
Simone Templeton, So.  
Samantha van der Drift, Jr.

2010

##### *First Team*

Kelsy Garland, Jr.  
Natalie Leitch, So.

##### *Second Team*

Stefanie Peana, So.  
Kerryn Potgieter, Sr.

2011

##### *First Team*

Kelsy Garland, Sr.\*  
Caroline Starck, So.

2012

##### *First Team*

Samantha Adams, Soph.  
Caroline Starck, Jr.  
Elizabeth Ullathorne, Jr.

2013

##### *First Team*

Samantha Adams, Jr.  
Sandra Dynka, Sr.  
Kenna Kilgo, So.  
Caroline Starck, Sr.  
Rashmi Teltumbde, Jr.  
Elizabeth Ullathorne, Sr.

##### *Second Team*

Nikki Sanders, Jr.

2014

##### *First Team*

Samantha Adams, Sr.  
Samantha Czarniak Rego, Fr.  
Kenna Kilgo, Jr.  
Rashmi Teltumbde, Sr.

\*—Indicates nominated with a 4.0 GPA.

### ACADEMIC ALL-BIG 12

#### ROOKIE TEAM

2013

Kelli Hine, Fr.  
Sofya Malysheva, Fr.

2014

Lynn Kiro, Fr.  
Beatriz Machado Santo, Fr.

# Fearless.

Track & Field

## TRACK & FIELD COACHES

### HEAD COACHES

Name	Tenure (Yrs)	Programs
Vernon Hilliard	1974	men's
Corky Oglesby	1975-1995	men's
Greg Sholars	1996-1999	men's
Wes Kittley	2000-present	men's and women's
<b>Overall</b>	<b>41 seasons</b>	

### Other Awards


Be sure to refer to the "Awards" Section in the front of this book to view national honors earned by Texas Tech Men's and Track & Field teams, coaches and players. All accomplishments compiled here are as of August 2014.

### Most Complete Information:

Complete details, other records and information about every sport is available at the Texas Tech website, look for a media supplement or records book link from the sidebar of each sport. Statistics and records will be updated online as events occur and records are broken.

[www.texastech.com](http://www.texastech.com)

Please note that the track & field program while both a men's and a women's program, are considered a coed sport at Texas Tech as are the cross country programs. So, the coaching staffs are currently the same for both men's and women's track & field and this section represents both indoor and outdoor track.



## ALL-TIME LETTERWINNERS - MEN

### -A-

Adams, Chris (2005)  
 Adams, Kirby (1990-1991)  
 Adams, Lamont (2008-2009)  
 Adkins, Bradley (2013-  
 Adkins, Ryan (2007)  
 Aldaco, Alex (1996-1998)  
 Aldridge, Joe (1972-1974)  
 Aldous, Preston (2012-  
 Alexander, Keith (1979-1980)  
 Alexander, Paul (1979-1981)  
 Allen, Josh (2001)  
 Allison, Dwight (1996)  
 Allison, Hewitt (1946-1947)  
 Anderson, William (1971)  
 Anders, Allen (1974)  
 Andrews, Chad (2004-05)  
 Anger, Shawn (1993)  
 Applin, Zelvis (1997, 1999)  
 Ashcraft, Chris (2004-05, 2007)  
 Atkins, Ricky (1988-1991)  
 Attaway, Scott (1987)  
 Atwood, Kyle (2003-2006)  
 Austin, Carnell (1980)  
 Austin, Fleming (1933)  
 Ayala, Eric (2005-06)  
 Ayyad, Ralph (1993-1994)

### -B-

Baer, Brett (1995)  
 Baggerman, Roger (1978)  
 Bailey, Adam (2001)  
 Bailey, David (1962)  
 Bailey, Herman (1948)  
 Baker, Eric (2002)  
 Baldwin, John (1971-1972)  
 Ballard, Brook (1992)  
 Ballard, John (1991)  
 Barbee, Brian (1976)  
 Barclay Ed (1971-1972)  
 Bardwell, Mark (1987)  
 Barker, Frank (1963-1964)  
 Barry, Floyd (1980)  
 Barry, Killian (2012 -  
 Bateman, Al (1977)  
 Bearden, Quent (1994-1996)  
 Beasley, Michael (2000-2003)  
 Bednarz, Tim (1982-1984)  
 Behrens, Steve (1966)  
 Behrens, Paden (2007-2009)  
 Beimer, Anthony (1990)  
 Benjamin, Harrison (2005-06,  
 08-09)  
 Benoit, Dwayne (2001-2004)  
 Benson, Shujaa (2013-  
 Bergen, Gerrod (1994)  
 Berry, Floyd  
 Bidley, Steve (1988)  
 Biffle, Ronnie (1962-1964)  
 Bingham, Lance (1984-1985)  
 Black, Benny (1991-1992)  
 Black, Keith (1992-1996)  
 Blain, Bob (1969-1970)  
 Blanton, Rusty (1986-1987)

Bodony, Gary (1998-1999)  
 Boston, David (2006, 08)  
 Boucher, Joe (1975)  
 Boucher, Tony (1989-1992)  
 Boughner, John (1965)  
 Bouillion, Phillip (2014-  
 Booker, Albert (2002-2005)  
 Bowe, Gary (1962-1964)  
 Bowman, Rod (1971-1972)  
 Bowerville, Jon (1985)  
 Bradford, Cody (1978-1979)  
 Brantley, Taheric (2011-  
 Brathwaite, Shane (2011-12)  
 Braxton, Thomas (1980)  
 Breuer, George (1946)  
 Brinn, Tommy (2014)  
 Brock, Jerry (1962-1964)  
 Brogdon, Greg (1979-1980)  
 Brooks, Donny (1990, 1992-93)  
 Brooks, Tony (1991)  
 Bryce Brown (2010-)  
 Brown, Coby (1994)  
 Brown, Gary (1986-1987)  
 Brown, Kalith (1976)  
 Brown, Roy (1963)  
 Brown, Tony (1991-1992)  
 Bruning, Ed (1979)  
 Bryant, Cecil (1960-1961)  
 Bryant, Keith (1987, 1989-90)  
 Bryant, Kreg (1985-1988)  
 Buchanan, Mike (1967-1968)  
 Buescher, Phil (1980)  
 Bufkin, Costin (1947, 1949)  
 Bullard, Gary (1984-1985)  
 Burgess, Daryl (2006-2007)  
 Burgess, Jordan (2012)  
 Burns, Bubba (1977)  
 Burris, Mitchell  
 Burris, Mitchum (1981)  
 Busby, Jeremy (2005)  
 Bush, Bill (1992-1995)  
 Bushong, Samuel (2011)  
 Butler, Jamaal (2009-2010)  
 Butler, Tony (1967-1968)  
 Byram, John (1960-1961)

### -C-

Callis, Andrew (1994-1996)  
 Carbone, Bob (1963)  
 Carey, Robby (2001-2002)  
 Carroll, Art (1965-1968)  
 Carter, Carl (1984-1986)  
 Carter, Noel (1963-1964)  
 Case, John (1935-1938)  
 Cast, Michael (2007-2008)  
 Castellanos, Jesse (1992)  
 Cattin-Masson, Thomas (2010)  
 Cavazos, Carlos (1991)  
 Cepeda, Richard (1977)  
 Chancellor, Carl (1985)  
 Chavez, Ramon (1969-1971)  
 Chelimo, Kevin (2005, 2007)  
 Cheserek, Benson (2004-2005)  
 Chester, Leon (1955-1956)

**ALL-TIME LETTERWINNERS - MEN**

Cisco, Bob (1986)	Doyle, Francis (1968-1969)	Garnett, Isaac (1986-1988)	Heikkinen, Aki (2003-2004)
Clarkson, Frank (1956)	Draper, Charles (1958-1961)	Garrett, Bruce (1969)	Henderson, Markus (2009-12)
Clemmons, Brandon (1997-98)	Drury, Chuck (1975)	Garrett, Bill (1970-1971)	Heredia, Victor (1988-1990)
Clepper, Ed (1947-1965)	Duffield, JaCorian (2012-	Garrison, Tim (1967)	Hembree, Tom (1975)
Cole, Ansel (1984-1986)	Dunkley, Gilbert	Garst, Bobby (1965)	Henley, Taji (2012 -
Coleman, Ken (1964-1965)	Durden, Tony (1987)	Gary, James (1965)	Hensler, Dave (1976)
Coleman, Marcus (1993,1995)	Durham, John (1992)	Gentry, Mike (1976)	Herah, Derron (2004)
Collins, Kyle (2014-	Durham, Russell (1967-1968)	Gill, Isaiah (2012-13)	Herr, Ronnie (1953)
Colquitt, J. Shon (2004)	Dutchover, Ismael (1997-1998)	Gill, Rodger (1961)	Herring, Doyle (1957-1958)
Conner, Tony (1976)	Dyson, Pete (1957, 1959-60)	Gill,Sonny (1977)	Hickman, Chris (2003-2004)
Conrad, Noel (2002)	<b>-E-</b>	Gillen, Jason (1996)	Hicks, Darryl (1980)
Coon, George (1966-1969)	Earhart, Ralph (1947)	Giorgi, Don (1978)	Hicks, Randy (1966-1967)
Corgan, Rob (1971)	Eddington, Clifton (2003-2004)	Girdner, Steve (1977)	Higgins, Cory (2007-2010)
Copeland, Greg (1975-1976)	Edgeworth, Dale (1963)	Glavash, Zach (2006-1007)	Highfi II, Mack (1963-1964)
Corgan, Bob (1968-1969)	Edwards, Derreck (2014-	Gnerre,Dave (1969-1972)	Hightower, Jack (1967-1968)
Covey,Don (1952,1955)	Edwards, Mark (1985)	Golden, Gary (1967-1968)	Hill, Norman (1982)
Coleman, Cowan (1934)	Edwards, Tim	Golden, Guy (1961-1962)	Hill, Reggie (2000-2002)
Courvill, John (1985)	Eggemeyer, Mike (1966)	Gomez, Richard (2002)	Hill-Chadwick, Travon (2006, 2009)
Cowan, Maurice (1935-1937)	Elder, Ken(1978-1979)	Gonzales, Andy (1982,1984)	Hines, Mike (1977)
Crawford, Roger (1960)	Eleby, Rodney (1986)	Gonzales, Robby (2000-2001)	Hines, Tinnis (1994)
Crenek, Brock (1994-1995)	Elledge, Ben (1963)	Gooch, Kyle (2013-	Hockman, Bob (1992)
Cresap, James (1973)	Elliott, John	Gordon,Leon (1997)	Hodgson, John (1980)
Crowell, Dean (1979-1981)	Ellis, Roger (1976)	Granger, Jeremy (2000)	Hoel, Mark (1978)
Cruser, James (1946)	Engebretson, Chris (1988)	Graham, Scott (1989)	Holder, J.R. (2001)
Cruz, Ryan (2001)	Everett, Eric (1985-1988)	Green,Charles (1977-1978)	Holland, Jerome (1983-1986)
Culotta, Logan (2008-2012)	Evers, Bobby (2005-2008)	Green, Nick (2009-12)	Holman, W. (1987,1989-91)
Cummins, Terry (1971)	Extol, Dwayne (2013-14)	Green, Ronnie (1988-1991)	Holmes, Pat (1959-1961)
Cunningham, Duane (1977)	Eyhorn, Nick (2003)	Green, Skye (2008)	Holt, Andy (1996-1998)
Cunningham, Walter (1961-64)	<b>-F-</b>	Green, Tim (1984-1986)	Holton, Dile (1967-1968)
Curry, Ryan (2002-2003)	Fairley, Jerry (1952-53, 1955)	Greer, Aaron (2008)	Holloway, John (1992)
Curry, Stan (1966)	Farmer, Marsh (1937-1940)	Gregory, Tanner (2014)	Hopson, Rob (1990)
<b>-D-</b>	Farrell, Jim (1952)	Grier, Nate (1983-1984)	Horak, Wendel (1996)
Daniels, Clay (1979-1980)	Fedore, Len (1987)	Griffin, Erin (1987)	Howard, Josephus (1997-1999)
Daniels, H.L. (1961-62, 1964)	Felton, Casey (2011-14)	Grigsby, Ron (1968-1971)	Howard, William (1966)
Dalton, Steve (1979)	Figueroa, Evan (1999-2000)	Guest, Gary (1973-1974)	Howell, Toby (1989-1990)
Darrington, Orin (2001-2004)	Figueroa, William (2001-2003)	Guy,Lewis (2001-2002)	Huckabay, Bryant (1974-1977)
Davidson, Matt, (2010)	Fischer, Lane (1976)	Gwandu, Zack (1987-1989)	Hughes, Randy
Davis, Chris (1989-1993)	Fisher, Dayton (2014-	<b>-H-</b>	Hughey, Connor (2011-
Davis, David (1969-1972)	Flagg, Dan	Haygood, Walter (1975)	Hulstrom, Nick (2001-2002)
Davis, E. H. (1958)	Flemmons, Anthony (2007-2009)	Hall, Randall (1974-1975)	Hurst, Jessie (1987)
Davis, Gerald (1949)	Florence, Willie (1946-1947)	Hall, Randall (1961)	Hutcherson, Earl (1950)
Davis, Mike (1971)	Flowers, Jim (1966-1967)	Hamm, Francis (1985)	Hutton, Tom (1965-1966)
Davis, Robert (1977)	Ford, Curtis (1981)	Hammonds, Bernard (2008)	Hyde, Jansen (2006-2008, 2010)
Davis, Rodney (1986)	Ford, Ken (1970-1973)	Hamilton, Brandon (2000)	<b>-J-</b>
Davis, Ronnie (1963-1966)	Foster, Alex (2014-	Hawk, Rashad (2008-2010)	Jackson, Artis (1987)
Davis, Tommy (1957-1959)	Foster, Donnie (1958)	Hancock, Jim (1977-1978)	Jackson, Doug (1985)
Dawson, Zack (2009-)	Foster, James (1939)	Harris, Josh (2011-	Jackson, Ray (1988-1989)
Decker, Joe	Foster, Tim (2007-2009)	Hardy, Richard (1965-1967)	Johnson, Treyvion (2014)
Decker, Jon (2001-2002)	Francis, Bryon (1983-1985)	Harper, Kevin (1981-1982)	Jacob, Johnny (2005)
De La Garza, Jay (1994, 96)	Francis, Carlos (2000-2003)	Harris, Randell (1975)	Jaramillo, Tony (1982)
Del Hierro, Martin (1989-1992)	Franklin, Antonio (2000-2001)	Harris, Seth (2003-2005, 2007)	James, Tim (1992, 1994)
Deloatche, Darren (1987-89)	Franklin, Michael (1998, 2000)	Harris, Shawon (2004-06, 08)	Janak, Johnny (1958-1959)
Denning, Randall (1995)	Freeman, Claude (1947, 1949)	Harris,Tony (1973-1976)	Jeff erson, Kevin (1990-1991)
De Ville, Kent (1989-1993)	Freeman, Mark (1974-1977)	Harrison, Leonard (1983-84,86)	Jervis, Leonard (1980-1981)
Devlin, Brendan (2011-14)	Friedman, Ben (1993-95, 1997)	Hart, Curtis (1958-1962)	Jesko, Scott (1996-1999)
Dill, Eric (1990-1991)	Frisbie,Duke (1956)	Hart, Sam (1966-1967)	Johnson, Desmond(1997-2000)
Dixon, Devon (1986-1989)	Fuller, Daniel (2003-2004)	Harter, Lance (1969-1972)	Johnson, Jeff (1991-1994)
Diveley, Terry (1965-1967)	Fulmer, Steve (1989-1991)	Hatcher, Earl (1969)	Johnson, Jonathan(2002-2005)
Doddridge, Jeremy (2010-13)	<b>-G-</b>	Hatchett, Bill (1974)	Johnson, Marc (1975-76, 1979)
Dodds, Adrian (1999-2000)	Gailes, Tyree (2004-05)	Hawkins, Bobby (1951-1952)	Johnson, Steven (2007)
Donelson, Norman (1962-64)	Gainey, Patrick (1995)	Hawkins, Ernest (1947-1948)	Jones, Chris (1986, 1988)
Dowden, Corey (2005)	Gamble,Tony (1983-1985)	Hays, Joe (1974)	Jones, Hugh (1974)
Downey, Rodney (1998-2000)	Garcia, Jorge (2013-14)	Hayes, Phillip (1996)	Jones, James (1967-1968)

**ALL-TIME LETTERWINNERS - MEN**

Jones, Jimmy (1986)	Lowe, Preston (1958)	McPeck, Kevin (1970)	Ngetich, Samson (1998-2000)
Jones, Kerry (1968)	Lowery, Mark (1981)	McRoy, Ben (2011-12)	Nicholas, Bobby (1963)
Jones, Walter (1986)	Lowry, Nathan (2006-2009)	McWhorter, Mike (1966-1968)	Nichols, Robert (1990)
Jordan, Carlton (1994)	Lowrie, Doug (1989)	McVey, Kendall (2012-	Nippert, Hearld (1963-1964)
Julien, Valentino (2010-	Lozano, Michael (2002)	Meador, Bill (1961-1964)	Njenga, Michael (1998)
Julmeus, Paul (2009-12	Lozano, Tony (1978-1979)	Means, John (2007-2008)	Noble, Branum (2001)
<b>-K-</b>	Lyons, Delmar (1983)	Medley, Mark (2005)	Nolan, Dodd (1986-1988)
Kalescky, Rob (2002-2004)	Lucas, Pat (1990)	Melton, Derik (2004-05)	Norris, Ken (1975-1976)
Kaths, Jim (1968-1969)	Luna, Andrew (1979)	Mendoza, Christian (2011-	Norris, Ricky (2007)
Kay, Rich (1965-1967)	Lusk, Tommy (1974-1975)	Menefield, Michael (2012 -	Nwoke, Mike (1991-1992)
Kelly, Bill (1946-1947)	<b>-M-</b>	Menges, Tyler (2008-2010)	<b>-O-</b>
Keim, Gary (1971)	MacAndrew, Jim (1977-1978)	Mercer, Ron (1967-1971)	Odom, George (2000-2001)
Kemboi, Silas (2008-2011)	Mack, Cliff ord (1987)	Meyers, Jeff (1990-1992)	Odom, Marlon (2003, 05-07)
Kertz, Thermanger (1984)	Mackey, Trevor (2014-	Meyers, Kyal (2011-14)	Olivares, Alex (2000)
Kight, Jeremy (2010)	Macon, Scott (1976)	Middleton, Randy (1979)	Oliver, Mike (1979)
Kilpatrick, Brad (2004)	Maddox, Steve (2002)	Miller, Dan (1996-1999)	Oropeza, Richard (1989-1992)
King, Bill (1953)	Malinovsky, Jordan (2003)	Miller, Dion (1994-1998)	Osaghae, Omo (2007-2011)
King, Iran (1959-1960)	Maloney, Tramaine (2013-	Miller, Foster (1965-1968)	Osborne, Ken (1956, 1958-59)
Kingston, Jamaica (1985)	Martin, Gerald (1982-1984)	Miller, Tony (1991-1993)	Owens, Gary (1991-1992)
Kitchens, Robert (1966)	Martin, Gregory (1998-1999)	Milles, Nathan (2010-2011)	<b>-P-</b>
Kissorio, Ezekiel (2012-13)	Martin, Mark	Mims, Rodney (2006-2009)	Paavo, Olavi (2001-2002)
Kithuka, Kennedy (2013-14)	Martin, Raymond (2003)	Minick, Wayne (1967)	Paige, John (1980)
Kizer, Jim (1968)	Martin, Stacy (1995-1996)	Mirkes, Adam (1996)	Padalecki, Kyle (2013-
Klaus, Randall (2004-05)	Marshall, Donald (1993)	Mitchell, Darrell (1994)	Palmer, Larry (1956)
Knight, Cameron (2014-	Mason, Don (1961-1962)	Mitchell, Kelly (1961)	Palmer, Richard (1963)
Koontz, Don (1993-1996)	Mason, Jamele (2009-12)	Mitchell, Roland (1984-1986)	Parker, Austin (2002-2003)
Krempin, James (1971)	Mason, Walter (1970)	Mitchell, Stacy (1995-1996)	Parker, Earvin (2005)
Kring, Brad (2004)	Mathieu, Michael (2005-06)	Moeck, Bob (1975-1978)	Parker, Kade (2011-
<b>-L-</b>	Matney, Ken (1982)	Mongold, Elden (1962-1964)	Parkhurst, Tom (1979)
Lagat, Haron (2005)	Mauldin, Bruce (1966, 68-69)	Monroe, Gary (1972-1974)	Parkinson, Richard (1989)
Lautenslager, Greg (1977-80)	Mauritsen, Kory (2013-	Montgomery, John(1979-1980)	Parrish, Don (1965-1967)
Lamb, Bryce (2010-13)	May, Brandon (1996-98, 2000)	Montgomery, Lance (1993)	Patterson, Tommy (1957-1958)
Lane, Dennis (1970)	May, David (1968)	Moon, Larry (1964)	Pearcy, Kirk (1984-1987)
Lane, Tom (1966-1969)	Mays, James (1978-1981)	Mooney, Ed (1963,1966-1967)	Pearl, Louis (1973-1974)
Lavendar, Jayson (1993-1994)	Mays, Lew (1987-1989)	Moore, Archie (1980-1981)	Pearson, William
Lawhorn, Bill (2008-2009)	Mays, Luther (1974-1977)	Moore, Scott (2001-2003)	Pease, Ryan (2011-
Lawless, Adam (2002-2004)	McCabe, Ken (1971-1972)	Morales, Steven (2004-05)	Pendleton, Terrell (1974-1977)
Lebow, Lee (1966)	McCann, Ivory (2002-03)	Morris, Glen (1980-1983)	Perez, Joe (1992-1996)
Ledet, Harold (1978)	McCasland, Mike (1972-1973)	Morrison, Walter (1983-1984)	Perkins, David (1986)
Lee, Leslie (1963-1964)	McCasland, Jim (1966-1969)	Moss, Gary (1981)	Perritt, John (1987)
Lee, Richard (1983-1984)	McCennon, Joseph (2002-2004)	Most, Bobby (2003-2006)	Perry, Kopie (1966)
Leigh, David (1997-2001)	McClain, Buster (2003)	Mullen, Steve (2000)	Peters, Michael (2000)
Leonard, James (1959-1960)	McClain, Keith (1982)	Mullins, Roland (1949-1950)	Pettit, James (1959-1960)
Leong, Lyle (2007-2008)	McClarty, Morgan (1992-1993)	Mundheim, T.J. (1988, 1990)	Petty, Fred (1993)
Lepard, Robert (1977, 79-80)	McClarty, TJ (2004-05, 2007)	Munroe, Julian (2013-	Pfeffer, Bruce (1977-1979)
Le Roux, Wouter (2008)	McClure, Ken (1966)	Murphy, D.C. (1984,1986-87)	Pharis, Chad (2002-2005)
Leong, Lyle (2007-2008)	McColley, Ricky (1984)	Murphy, Richard (1958-59, 61)	Phenix, Paul (1997)
Levy, Matthew (1997-1999)	McCormick, Ricky (1976-1979)	Murphy, Seth (1947-1949)	Pickett, Jeff (1988)
Lewis, Bobby (1946)	McCowen, Danny (1985)	Mutai, Joseph (1980)	Pierce, Dale (1973)
Lewis, Randy (1975-1976)	McCrum, Milton (1967-1968)	<b>-N-</b>	Pierson, William (1974-1977)
Lewis, SirDon (2004)	McCutchen, Chad (1998)	Navarro, Jon (1979)	Pineda, Seraiah (2014-
Limo, Gilbert (2008-2011)	McDaniel, Brett (2008-2010)	Ndungu, Boniface (2000-2001)	Pinnell, Charles (1949-1951)
Lister, Scott (1982-1983, 1985)	McDonald, Ray (1955)	Neely, Zack (2011-	Pirkle, Nick (1978-1981)
Liberty, Richard (1974)	McDonald, Rohan (1998-1999)	Nelson, Bob (1963)	Plinario, Zach (2007-2011)
Lilly, Denis (1966-1967)	McDowell, Ryan (2010-	Nelson, Bobby (1966-1967)	Polite, Roy (1975-1976)
Lira, Jonathon (2013-14)	McEntire, Charles (1961)	Nelson, David (1968-1971)	Porter, Brian (2007-2010)
Linder, Marty (1995)	McGrath, Ricky (2002)	Nelson, Steve (1973)	Postma, Richard (1978-1979)
Locke, Tommy (1961)	McHenry, Metrick (1994)	Nelson, Wayne (1967)	Potts, Keith (1975)
Loftis, Howard (1979-1982)	McIntire, Jim (1982, 1984)	New, Delbert (1976)	Poyser, Delroy (1982-1985)
Logan, Bob (1969)	McIntyre, Tommy (1974-1977)	Newkirk, Emory (2014-	Priddy (1933)
Loveless, Chris (1989)	McKinley, Verone (1996-1997)	Newsome, Ed	Priestly, Rodney (1999-2000)
Lovell, Jason (2002-2003)	McKinney, David (1970)	Newsome, Edwin (1977, 80-81)	Price, Garye (1975-1977)
Lowe, Logan (1970)	McKinney, Tyson (2001)	Ngeno, Frank (2004)	Price, Jason (1993-1996)



**ALL-TIME LETTERWINNERS - MEN**

Price, Rodney (1976-1977)  
 Pshigoda, Brandon(1996-1997)  
 Puckett, Steve (1974)  
 Pugh, Joseph (1985-1986)  
 Pursler, Rusty (1996-1999)  
 Pursley, Brit (1989-1993)

**-Q-**

Quisenberry, Danny (1978-79)

**-R-**

Raeburn, Julieon (2002-2003)  
 Ramirez, Chris (2001)  
 Ramsey, Randy (1978)  
 Randolph, Waylon (2007-2010)  
 Range, Jeff (1986)  
 Read, William (1965)  
 Reasaon, Raashaan (2014-  
 Redcloud (1984-1986)  
 Reeves, Rod (1989,1991)  
 Reeves, Zane (1970-1971)  
 Revell, Brian (2002)  
 Reynolds, Charlie (1946-1948)  
 Rhyne, Kent (1982)  
 Ricks, Charles (1983-1985)  
 Rivera, Nick (2013-  
 Ruben, Rios  
 Richards, Bryan (1972)  
 Richards III, Joseph (2013-  
 Ritter, Justin (2001)  
 Rivera, Bronzay (2001)  
 Robb, Ken (1980)  
 Roberts, Dennis (1991)  
 Roberts, Don (1956)  
 Roberts, Gil (2008-12)  
 Roberts, Jess (1996)  
 Robertson, Rodney (1990)  
 Robinson,R. (1948)  
 Robinson, Jamie (2005-07)  
 Robinson, Lavorick(1995-1998)  
 Roddick, Darrell (2009-2011)  
 Rodriguez, James (2008)  
 Rogers, Reese (1989)  
 Rolle, Greg (1980-1981)  
 Roper,Bauman (1939)  
 Rose, Derrick (2000)  
 Richard Ross (1988)  
 Ripaldi, Tony (1985, 1988)  
 Rueda, Ramon (2013-  
 Ruiz,Gabriel (1991-1994)  
 Ruiz, Jesse (1991)  
 Rueda, Ramon (2013-  
 Rutsler, Ken (1978)

**-S-**

Sanders,Cory (1994, 1996)  
 Sanford, Casey (1974)  
 Sang, Edwin (2007-2008)  
 Sang, Wilfred (1983-1985)  
 Sang, Willie (1980)  
 Sanmiguel, Jose (1981)  
 Schmidt, Adam (2003)  
 Selmon, Thomas (1984)  
 Schiebel, John (1971-1972)  
 Schott,Brent (1992-1996)  
 Schovajsa, Larry (1967-1970)

Schriewer, Allen (1969-1970)  
 Schupe, Andrew (1996)  
 Scott, Bryan (2004-07)  
 Scott, Jeff (1976)  
 Scott, Mike (1997)  
 Scurlark, Merv (1987)  
 Seals, Ronny (1993)  
 Selmon,Thomas (1981-1983)  
 Semetko, John (1966)  
 Senegal, Reggie (1986)  
 Sessums, Ronnie (1961-1962)  
 Sheffield, Dwayne (1986)  
 Shepard, David (1989-1993)  
 Shirey, Delbert (1960-1961)  
 Simatei, Robinson (2011-  
 Simmons, King (1984-1986)  
 Sims, Chris (1987-1989)  
 Sims, Paul (1973-1976)  
 Sims, Philip (1973-1976)  
 Sizemore, Chris (1977)  
 Skinner, Bill (1980)  
 Skinner, Sam (1970)  
 Smith, Arland (1933)  
 Smith, Clayton (2010-  
 Smith, Colby (1994)  
 Smith, Don (1974)  
 Smith, J.W. (2014-  
 Smith, Kendrick (2004)  
 Smith, Quinn (2002-2003)  
 Smith, Rodney (1962-1963)  
 Smyth, Stan (1978-1979)  
 Sonnen, David  
 Sonnen, Josh (2013-  
 Sowell, Ron (1966,1968)  
 Spencer, Delbert (1964)  
 Spiva, Boston (2010-13)  
 Stanford, Albert (1950)  
 Stafford, Richard (1959-1961)  
 Steele, Winston (1986-1988)  
 Stell, Mike (1958)  
 Stephens, Steve (1963)  
 Stewart, Gerald (1973-1974)  
 Stewart, Matt (2002-2004)  
 Stewart, Kyle (1989-1992)  
 Stewart, Jesse (1991)  
 Stinson, Lemuel (1985-1988)  
 Stone, Billy (1978)  
 Storey, Kevin (1982)  
 Stout, Wesley (1975)  
 Strong, Reid (2011-  
 Stroud, Bryan (1986-1988)  
 Stubblefield, Keith (1985, 1987)  
 Suleiman, Tunde  
 Sutton, Butch (1977)  
 Swafford, Bob (1959-1962)  
 Szot, Jake (2008)

**-T-**

Talley, Russ (1988)  
 Talton, Joseph (1985)  
 Tam, Nick (2011-14)  
 Tanner, Norman (1969-1972)  
 Tarbox, Elmer (1937-1939)  
 Taylor, Billy (1978-1979)

Taylor, Marc (1975-1979)  
 Tennon, Darien (2014-  
 Terry, Twink (1962-1963)  
 Thames, Sage (2003-2006)  
 Thomas, Chris (1998-2001)  
 Thomas, David (1960-1961)  
 Thompson, David (1979-1980)  
 Thompson, Duncan (1978-79)  
 Thompson, Kyle (2012-  
 Thornhill, Jared (2003-2005)  
 Thornton, W. L. (1957-1960)  
 Tidrow, Steve (1980, 1982-84)  
 Tidwell, Benny (1946)  
 Tidwell, Brent (1977-1978)  
 Tidwell, Ralph (1972-1973)  
 Tiggs, Charlie (1990-1993)  
 Tomlin, Jameson (2013-  
 Torres, Bert (1980-1981)  
 Trenfield, George (1967)  
 Tubbs, Ronnie  
 Tucker, Brandon (2009-10)  
 Tuitoek, Evans (2014-  
 Turi, Indrek (2002)  
 Turner, Bake (1960-1961)  
 Turner, Cory (1995)  
 Turner, Justin (2007-2010)  
 Turner, Mike (1988-1990)  
 Turner, Scotty (1957)  
 Turner, Shameron (1999)  
 Tyler, William (1976)

**-V-**

Vallejo, Marcos (2013-  
 Vargas, Pedro (2004-05)  
 Van Sickle, Archie (1969-1970)  
 Vasquez, Joey (1986)  
 Vaughn, Craig (1995-1997)  
 Venghaus, Tristan (2014-  
 Verden, Jim (1978, 1981)  
 Vestal, Coleman (2002-2003)  
 Vitz, Andy (1987)  
 Vogan,Richard (1964-1965)

**-W-**

Wade, Brian (2000-2001)  
 Wagner, Don (1963)  
 Walker, Jimmy (1962, 1964)  
 Walker, Julius (2008-2009)  
 Walker, Sammy (1986, 88-90)  
 Walker, Wayne (1987-1988)  
 Wall, Jamar (2007-2008)  
 Wall, Matt (2002)  
 Wallace, Alan (1994)  
 Wallace, Robert (2003)  
 Walton, Tony (1989-1992)  
 Warfield, Dan (1998-1999)  
 Warren, Sirron (2014-  
 Washington, Brandon (2007, 2009)  
 Washington, Randy (82,85-86)  
 Watts, Ted (1980)  
 Wedell, Daniel (2014-  
 Weeks, Mark (1969-1972)  
 Weldon, Kole (2012-  
 Whatley, Mark (1981)  
 Wheeler, Jeremy (2001-2003)

Wheeler, Rick (1974)  
 Wigand, Rolf (1968)  
 Williams, Andrae (2005-06)  
 Williams, Bruce (1974)  
 Williams, Buddy (1979-1980)  
 Williams, Dellon (2011-12)  
 Williams, Jesse (1998-2000)  
 Williams, Joshua (2013-  
 Williams, Kenneth (2013-  
 Williams, LaToy (2010-  
 Williams, Ron (1970)  
 Williams, Saidric (2001-2003)  
 Williams, Seth (2002)  
 Williams, Tim (1989)  
 Williams, Tom (1999-2002)  
 Williams, Tsepo (1997-2000)  
 Williams, Ty (2000)  
 Willingham, Clark (1964-1966)  
 Wilson, Ben (1949-1950)  
 Wilson, Bobby (1956)  
 Wilson, Craig (1981)  
 Jerome Wilson (2014-  
 Wilson, Joe  
 Wilson, Kelly (2008-2009)  
 Wilson, Ken (2002-2004)  
 Wilson, Richard (1983)  
 Wilson, Robert (1978-1979)  
 Wimberly, Russell (1935)  
 Winkle, Jason (1996-1998)  
 Winton, Keith (1996)  
 Wolde-Emmanuel (1989-91)  
 Wood, David (1977-1980)  
 Wood, Franklin (1960-1962)  
 Wood, Scott (1964)  
 Worsham, Mike (1973)  
 Wright, Clay (1984-1985)  
 Wright, Cory (1995)  
 Wright, Randy (1987)  
 Wright, Steve (1983-1984)  
 Wruck, Julian (2010-2011)  
 Wuest, Mike (1967-1968)

**-Y-**

Yarbro, Tommy (1964)  
 Yates, Randy (1977)  
 Ybarra, Carlos (1987-1988)  
 Yossef, Gezachw (2000-2001)  
 Young, Jason (2000-2004)  
**-Z-**  
 Zavala, Chuck (2009-2011)  
 Zelaya, Rodrigo  
 Zepeda, Kris (1997-1998)  
 Zimmeron, Blair (1969)



**PROGRAM BESTS - MEN****RECORD OUTDOOR PERFORMANCES**

Event	Name	Mark	Date
100M	Tyree Gailes	10.11	6/11/04
200M	Trevor Mackey	20.47	5/3/14
400M	Gil Roberts	44.84	6/6/12
800M	Jonathan Johnson	1:44.77	7/12/04
1500M	Gezachw Yossef	3:41.97	3/26/00
Mile	Ricky McCormick	4:04.8	5/25/79
3000M	Ezekiel Kissorio	8:20.70	4/13/13
5000M	Kennedy Kithuka	13:26.98	4/18/14
10000M	Kennedy Kithuka	27:41.73	5/4/14
110M Hurdles	Omo Osaghae	13.23	5/15/11
400M Hurdles	Jamele Mason	48.89	6/9/12
3000M SC	Terrell Pendleton	8:40.6	5/1/76
High Jump	JaCorian Duffield	2.27 (7'-5.25")	5/3/14
Long Jump	Bryce Lamb	8.15 (26'-9.00")	6/10/11
Triple Jump	Delroy Poyser	16.69 (54'-9")	1985
Pole Vault	Brit Pursley	5.51 (18'-1")	4/8/89
Shot Put	Kole Weldon	19.67 (67'-6.50")	3/28/14
Discus Throw	Julian Wruck	63.42 (208'-1")	5/15/11
Hammer Throw	Kole Weldon	60.92 (199'-10")	4/5/14
Javelin	Rodrigo Zelaya	73.94 (242'-7")	3/14/91
Decathlon	Aki Heikkinen	7,559 pts	4/29/04
4x100M Relay	Stubblefield, Jones Brown, Carter	39.03	6/7/86
4x200M Relay	Johnson, Gordon Miller, Howard	1:22.70	4/26/97
4x400M Relay	Jacobs, Mathieu Beard, Williams	3:01.69	6/9/05
4x800M Relay	Lepard, Lautenslager McCormick, Mays	7:23.7	4/6/79
4x1500M	Limo, Higgins Dawson, Kemboi	15:58.57	4/3/09
Mile Relay	Booker, McCann Raeburn, Johnson	3:07.05	4/20/02
4xMile Relay	Freeman, Brown McCormick, Pendleton	16:32.8	4/3/76
Sprint Medley	Mathieu, Gailes Williams, Johnson	3:13.06	4/8/05
Distance Medley	Mays, Lepard Lautenslager, McCormick	9:38.47	4/28/79
Shuttle Hurdle	Osaghae, Tucker Mason, Brathwaite	54.67	4/28/11

**RECORD INDOOR PERFORMANCES**

Event	Name	Mark	Date
55M	Leon Gordon	6.14 <sup>^</sup>	1/25/97
60M	Julius Walker	6.63	2/29/08
200M	Josephus Howard	20.51	1/31/98
400M	Gil Roberts	45.71	3/14/09
600Y	LaToy Williams	1:08.53	2/6/10
800M	Zach Glavash	1:46.80	2/25/06
1000M	Zach Gwandu	2:22.71	3/13/87
Mile	Kennedy Kithuka	3:59.53	1/26/13
3000M	Kennedy Kithuka	7:50.26	2/2/13
5000M	Kennedy Kithuka	13:25.38	3/8/13
55M Hurdles	Omo Osaghae	7.17 <sup>^</sup>	2/6/10
60M Hurdles	Omo Osaghae	7.60	3/13/10
High Jump	JaCorian Duffield	2.23/7'-3.75"	3/1/14
	Bradley Adkins	2.23/7'-3.75"	
Long Jump	Bryce Lamb	8.14/26'-8.50"	2/26/10
Triple Jump	Bryce Lamb	16.96/55'-7.75"	3/9/13
Pole Vault	Brit Pursley	5.50/18'-5"	2/9/90
Shot Put	Kole Weldon	20.11/65'-11.75"	2/8/14
Weight Throw	Kole Weldon	19.94/65'-5.00"	2/7/14
Pentathlon	Michael Beasley	3,364	1/29/00
Heptathlon	Aki Heikkinen	5,323	2/23/02
4x400M Relay	Johnny Jacob, Terry Beard, Andrae Williams, Michael Mathieu	3:04.75	3/5/05
DMR	Ezekiel Kissorio, Joseph Richards III Nick Rivera, Kennedy Kithuka	9:40.71	2/9/13

## HONORS AND AWARDS - MEN

### ACADEMIC ALL BIG 12

<i>Year</i>	<i>First Team</i>	<i>Year</i>	<i>Year</i>	<i>Second Team</i>
2014	Dwayne Extol	2009	2002	Shujaa Benson
	Kyle Gooch		2001	Kennedy Kithuka
	Kory Mauritsen			Tramaine Maloney
	Kendall McVey		2000	Kory Mauritsen
	Ramon Rueda			Kyal Meyers
	Kyle Thompson			Kyal Meyers
	Marcos Vallejo	2008	1999	Gilbert Limo
	Daniel Wedell			Omo Osaghae
2013	Taji Henley			(none)
	Kendall McVey		1998	Logan Culotta
	Kyle Thompson	2007		Travon Chadwick-Hill
2012	Logan Culotta			Brett McDaniel
	Reid Strong			Gil Roberts
2011	Nicholas Green			Jeremy Kight
	Silas Kemboi	2006	1996	Benson Cheserek
2010	Matt Davidson			Nick Eyhorn
	Cory Higgins	2005		Adam Lawless
	Jeremy Kight			Dwayne Benoit
	Brett McDaniel	2004		Robert Kalescky
	Nathan Milles			Adam Lawless
	Chase Wade	2004		

### *Honorable Mention*

1996	Quent Brearden
	Casey Hoeltin
	Tsepo Williams

\* Indicates nominated with a 4.00 GPA

### Note:

Please refer to the Awards Section for notable national and conference awards and be sure to check out the Track & Field Records Book on the sport-specific website at: [www.texastech.com](http://www.texastech.com).

## TRACK & FIELD COACHES

### HEAD COACHES

Name	Tenure (Yrs)	Programs
Jarvis Scott	1979-90	women's
Louise Ritter	1991	women's
Liz Parke	1992-97	women's
Greg Sholars	1998-99	men's and women's
Wes Kittley	2000-present	men's and women's
<b>Overall</b>	<b>36 seasons</b>	

#### Other Awards


Be sure to refer to the "Awards" Section in the front of this book to view national honors earned by Texas Tech Women's Track & Field teams, coaches and players. All accomplishments compiled here are as of August 2014.

#### Most Complete Information:

Complete details, other records and information about every sport is available at the Texas Tech website, look for a media supplement or records book link from the sidebar of each sport. Statistics and records will be updated online as events occur and records are broken.

[www.texastech.com](http://www.texastech.com)

Please note that the track & field program while both a men's and a women's program, are considered a coed sport at Texas Tech as are the cross country programs. So, the coaching staffs are currently the same for both men's and women's programs. Also, this section represents both indoor and outdoor track.



## ALL-TIME LETTERWINNERS - WOMEN

### -A-

Affeldt, Amber (1996-1999)  
Akerhielm, Tracie (2001-2004)  
Akor, Nancy (2000-2001)  
Alambar, Audrey (2013-  
Alexander, Erica (2010-12)  
Allen, Katy (2013-  
Alley, Amanda (2006-2007,  
2009-2010)  
Allhouse, Marissa (2002)  
Amadu, Mariam  
Anderson, Sandy (1990-1992)  
Anderson, Tracy (1998-1999)  
Andersson, Gunilla (1992-1994)  
Appelhans, Janell (2007-2009)  
Archer, McKenzie (2012-

### -B-

Badaru, Lillian (2008-2010)  
Bailey, Devin (2009-2012)  
Bailey, Sarah (2013-  
Baker, Natalie (2013-  
Banks, Amanda (1987-1990)  
Barginear, Tia (2006)  
Barnett, Quilla (1986)  
Barrow, Melonie (1998, 2000-02)  
Beaty, Megan (2001)  
Begeton, LaDonna (2002)  
Bell, Barbara (1979-1981)  
Bell, Kaneshia (1994)  
Benefield, Staci (2004)  
Bentancourt, Dora (1978-1981)  
Bernal, Margie (1988)  
Bezner, Eden (1986)  
Billups, Brooke (1996)  
Biwott, Purity (2010-2011)  
Blake, Amoy (2013-  
Blanchette, Diane (1984)  
Blikre, Kelly (2002-2004)  
Bloxom, Sha  
Bodner, Karen (1983)  
Bradshaw, Cyndie  
Bradberry, Paige (1997-98, 2000)  
Brigham, D'Andria (2001-2002)  
Brillhart, Tandra (1994-1995)  
Brown, Brande (1994-1996)  
Brown, Rebecca (1982-1983)  
Boit, Chep (2008)  
Boleware, Jonisha (2007-2010)  
Butler, Gretchen  
Butler, Judy (1978-1979)  
Buxkemper, Dalana (1997)  
Byron, Brenda

### -C-

Cain, Susan (1994)  
Calhoun, Stephanie (2002-2005)  
Calnan, Lori (1979)  
Camacho, Ruth (2004)  
Cambell, Paisley (2011-  
Campos, Yvonne (1986)  
Caro, Jocelyn (2014-  
Carse, Kelly

Carson, Hannah (2013-  
Carter, D'Andra (2006-2009)  
Carvillo, Cynthia (1991)  
Cavazos, Veronica (1982-1985)  
Chambers, Althea (2005-06)  
Chapman, Danielle (1997-1998)  
Charlier, Dawn (1997-1998)  
Chemakwila, Violet (2006-2007)  
Clardy, Olivia (2002-2005)  
Clarke, Trudeann (2009-2010)  
Closse, Kelly (2011-12)  
Cole, Candice (2000-2002)  
Cole, Crystal (1997)  
Coleman, Sherri (1999-2000)  
Coley, Kayla (2014-  
Coley, Misty (2004-07)  
Collins, Pat (1987-1990)  
Cook, Haley (2013-  
Cook, Karletha (2003)  
Cox, Louise (2005-07)  
Crampton, Kori (1998-2000)  
Crill, Bobbi (1996-2000)  
Crowder, Christy (1990)  
Curry, Patryce (1984-1985)  
Cutright, Christy (1999)

### -D-

Daniel, Leigh (1998-2001)  
Davis, Jan (1984-1985)  
Davis, Jean (1984-1985)  
Davis, Khristie (1991-1993)  
Diaz, Asia (2006-2009)  
Dickerson, Misty (1995)  
Diffie, Callie (2004)  
DiLullo, Veronica (2007-2010)  
Dixon, Debra (1979)  
Dixon, Marchelle (1988-1991)  
Dodd, Julie (1990)  
Doherty, Cyd (1988-1990)  
Dossier, Brandi (2003)  
Douglas, Early (1982-1983)  
Dowdy, Amanda (2009-  
Dukuly, Geralda (2002-2005)  
Dunn, Mindy (1978)  
Duport, Janice (1989)  
Dyer, Carol (1996)

### -E-

Echols, Michelle (1991-1992)  
Ellison, Whitley (2010-  
Estes, Sheryl (1981)  
Eschenburg, Blaine (1996)  
Ernst, Melissa (2000)  
Evans, Molly (2006)  
Evans, Rachelle (2001-2004)  
Evans, Taylor (2010-12)  
Evans, Terra (2009-12)

### -F-

Finau, Sipa (1997-2000)  
Fine, Tammy (1992)  
Fletcher, Nancy (1983)  
Flourney, Jasmine (2007-2008)

**ALL-TIME LETTERWINNERS - WOMEN**

Flowers, Veronica (1981)  
 Fogg, Kristen (1991)  
 Folan, Rachel (2012-13)  
 Ford, Ashlee (1995)  
 Ford, Kay (1985)  
 Ford, Tina (1985)  
 Fortune, Ruth (1979)  
 Franklin, Alivina (1984)  
 Freeman, Falecia (1979-1981)  
 Frescaz, Amie (1991-1994)  
 Fritz, Susan (1985)  
 Fry, Latoya (2002-2004)

**-G-**

Gallimore, Alexis (2013)  
 Gandee, Gay (1984-1985)  
 Garcia, Paula (1987)  
 Gardner, Cheryl (1995-1998)  
 Gardner, Joni (2000)  
 Garrison, Charity (1997)  
 Garza, Jessica (1995)  
 Geisler, Missy (1985-1989)  
 Gibbs, Jessie (2008-2011)  
 Gilchrist, Ginger (1992-1994)  
 Gilliam, Liz (1994)  
 Gillham, Nichole (2002-2003)  
 Givens, Janalyn (2004)  
 Goodson, Reagan (1998-1999)  
 Goodeke, Katy (1999-2000)  
 Goodwin, Kelly (1978)  
 Grace, Evelyn (1979)  
 Graf, Rebecca (1996)  
 Graham, Christna (2009)  
 Graham, Meshawn (2010-  
 Grant, Shaelyn (2014-  
 Grantham, Krista (2003-2006)  
 Green, Britney (2009)  
 Green, Tiffany (2001-2002)  
 Greve, Roxie (2009-12)  
 Grochocki, Cheryl (1985, 1987)  
 Grimes, Katie (2010-13)  
 Gross, Rebecca (2003)  
 Guzman, Michelle (2008-2011)

**-H-**

Hall, Nichole (1989)  
 Haner, Melissa  
 Harlan, Crystal (1997-1998)  
 Harmon, Aliyah (2014-  
 Hangge, Tara (1998)  
 Hanzelka, Keeli (1997, 2000)  
 Harrell, Julie (1993-1994)  
 Hazelwood, Erika (1994)  
 Heath, Nikki  
 Hines, Tiffany (2011-  
 Hodge, Stephanie (2002-2003)  
 Holmes, Kristen (1995)  
 Horne, Stephanie (1992)  
 Howell, Jerri (1982-1984)  
 Hubbard, Julia (2004)  
 Hudson, Louise (1985-1986)

**-I-**

Iwu, Ngozi (1998-2001)  
 Iwunze, Sandra (2007-2010)

**-J-**

Jackson, Candace (2010-13)  
 Jackson, Gionna (2013-  
 Jackson, Lauren (2014-  
 Jackson, Shannon (2008-2011)  
 Jackson, Quiana - 2013  
 Jefferson, Pat (1981-1984)  
 Jepleting, Caroline (2011-12)  
 Jimenez, Sophia (2013-  
 Jobe, Kearci (2008-2011)  
 Johnson, Lateedra (1994)  
 Johnson, Ronita (2004)  
 Johnson, Shelley (1982-1983)  
 Jones, Alexcia (1994-1997)  
 Jones, Georgianna (1986-1988)  
 Jones, Helen (1969)  
 Jones, Jodi (1999)  
 Jones, Kim (1989-1991)  
 Jones, Kowa (2004)  
 Jones, Tonya (1979-1981)  
 Jucha, Jennifer (1987)

**-K-**

Karunde, Caroline (2010-2011)  
 Karunde, Winrose (2010-2011)  
 Keel, Shannon (1997, 1999)  
 Keeton, Sasha (1995)  
 Kennedy, Julianne (2005-08)  
 Kepple, Emily (2001-2002)  
 Kimaiyo, Irene (2004-08)  
 King, Damaris (1996)  
 King, Nancy (1984)  
 Kipsang, Gladys (2007-2010)  
 Kipyego, Sally (2006-2009)  
 Knight, Patience (2006-2009)  
 Knowles, Lori (1995-1998)  
 Koppes, Kristen (1997-2000)  
 Kuehler, Rose (1979)

**-L-**

Lamar, Donna (1982)  
 Lanehart, Brittney (2002-2003)  
 Lange, Pam (1986)  
 Lasater, Sage (2009)  
 Latham, Viershanie (2014-  
 Laursen, Vicki (1994)  
 Lee, Natalie (1985)  
 LeMaster, Addison (2008-2009)  
 Leonard, Katie (2003-05, 2007)  
 Lewis, Olivia (2012-13)  
 Livergood, Madeline (2013-  
 Lloyd, Kelsey (2008-2011)  
 Lloyd, Shereefa (2004-05)  
 Long, Adrienne (2011-14)  
 Luna, Cyndi (1979)  
 Lyman, Erin (2004)  
 Lyman, Katie (2001-2002)  
 Lynch, Maureen

**-M-**

Major, Lori (2002)  
 Malacara, Kelly (1986-1987)  
 Malouf, Mandy (1992-1995)  
 Marable, Jennifer (2001-2003)  
 Marshall, Bethina  
 Marshall, Lisa (1983)  
 Martineau, Niki (1995-1996)  
 Martinez, Suzy (1985)  
 McCarty, Tammie (1984)  
 McCray, Gwen (1984)  
 McGhee, Avril (2012-13)  
 McKinney, Sequoia (2007)  
 McQuaid, Kelly (2014-  
 McWhirter, Leigh Ann (1982-83)  
 Medina, Maria (1982-1985)  
 Melber, Rebecca (1988-1991)  
 Meyers, Karlyn (2011-  
 Michalk, Shelley (1989-1990)  
 Mills, Cynthia  
 Minor, Morisha (2004)  
 Mitchell, Ashley (2001-2003)  
 Mitchell, Dianne (1981)  
 Mitchell, Nicole (1997-1999)  
 Montgomery, Pam (1979)  
 Moore, Jatoya (2004-05)  
 Morgan, Andi (2014-  
 Morin, Annabell (1979-1981)  
 Morris, Dana (1992-1994)  
 Morrison, Kayla (1981-1982)  
 Moseley, Karis (1993)  
 Moultrie, Sharon (1979-1982)  
 Mounce, Whitney (2003-2004)  
 Mudie, Kim (1986-1989)  
 Mulholland, Maggy (2013-  
 Mumphrey, Tenaya (2004)

**-N-**

Navarro, Isabel (1979-1981)  
 Nesmith, Amani (2014-  
 Nichols, Dana (1979)  
 Nickle, Sharlene (2013-14)  
 Nolen, Courtney (1997-2000)  
 Nwagbo, Kathy (2004-2006)  
 Nwokey, Precious (2012)

**-O-**

Okafor, Ifeatu (2010-  
 Okolie, Ozie (2007-2010)  
 O'Neal, Lexi (2004)  
 Orendorff, Shaya (2002-2003)  
 Ortega, Regina (1990-1993)

**-P-**

Palu, Michaela (2012-  
 Parker, Adria (2014-  
 Parker, Natalie (2011-  
 Patterson, LeTonya (1993)  
 Patterson, Yvette (1984-1987)  
 Pentecost, Melissa (1979)  
 Perkins, Veronica (1987-1988)  
 Peters, Ami (1995-1998)  
 Petropolous, Katie (2001)  
 Phillips, LeAnn  
 Phillips, LoAnn (1979)  
 Pledger, Le'Tristan (2013-  
 Polk, Kaneshia (1996-1999)  
 Polk, Tabitha (1994-1995)  
 Polk, Tori (2003-2007)  
 Poncirk, Shelby - 2013  
 Pool, J'Cee (2013-  
 Poth, Jacque (1979)  
 Prichard, Belinda (1985, 1989-92)  
 Priebe, Katherine (2008-2011)  
 Purdue, Jennifer (1979)

**-R-**

Ramirez, Amanda (1988-1989)  
 Ramsey-Rodgers, Ashley (2000-04)  
 Raney, Madeline (2014-  
 Renneisen, Carol (1979)  
 Revell, Paetyn (2014-  
 Rhiddlehoover, Ann (1997)  
 Rich, Ella (1981)  
 Rivers, Christen (2014-  
 Roach, Carrie (1989)  
 Roberson, Aimee (1996-2000)  
 Roberts, Donna  
 Roberts, Nina (1999-2000)  
 Rodriguez, Monica (1990)  
 Roettinger, Julie (1998)  
 Rogers, Jaymie (1981-1982)  
 Rojo, Cathy (1990-1993)  
 Rosenblatt, Dana (2003-2006)  
 Roye-Speight, Montena (2014-  
 Rucker, Watika (1984)  
 Rutowski, Debbie (1986-1989)

**ALL-TIME LETTERWINNERS - WOMEN****-S-**

Schubert, Abby (2003-2004)  
 Schuessler, Megan (2001-2004)  
 Schulte, Macy (2013-  
 Schulz, Kelley  
 (2004-05, 2007-2008)  
 Scott, Chelsea (2011-  
 Scott, Thorna (1985, 1987)  
 Sehon, Kelli (1993)  
 Sender, Theresa (1982-1984)  
 Shead, Ollie (1983)  
 Shoffner, Rachel (2002-2003)  
 Simanek, Jamie (2009-  
 Sibley, Licretia (2002-2005)  
 Slutz, Sue (1979-1981)  
 Smith, Kana (1982-1983)  
 Smith, Kristyn (2010-  
 Smith, Tori (2006-2010)  
 Sneed, Denise (1995-1997)  
 Solomon, Shelia (1989-1990)  
 Spaulding, Shannon (2000-2002)  
 Spaulding, Samatha (2002)  
 Spurlin, Lori (1996-1997)  
 Srensky, Sara (2004)  
 Starks, Keshima (2006,-2008)  
 Stevens, Ashley (2004)  
 Stevenson, Rachelle (2001-2002)  
 Stewart, Shanice (2014-  
 Stober, Mindi (1989)  
 Stovall, Jessica (2006-2007)  
 Streeter, Vickieita (2001)

**-T-**

Tam, Luisa (1993-1996)  
 Tanui, Rose (2011-12)  
 Tarver, Tiffany (2013-  
 Taylor, Angie (1995-1996)  
 Theall, Michelle (1986-1988)  
 Thompson, Alicia (2002)  
 Thompson, Natalie (2013-  
 Thomas, Nicole (1997)  
 Thomas, Tara (2011-12)  
 Tidwell, Bridget (2001-2005)  
 Timmons, Reece (2014-  
 Tolson, Wendy (1987)  
 Tobola, Michelle (1993)  
 Tomlinson, Susan (1979)  
 Trigg, Tricia (1985)  
 Turner, Evette (1998-1999)

**-V-**

Vaughn, Paula (1984)  
 Vermillion, Stephanie (1982)  
 Vigil, Monica (1989-1991)

**-W-**

Walesheck, Lindsey (2004-07)  
 Walker, Amanda (1992)  
 Ware, Stephinie (1989-1990)  
 Waters, Caitlin (2011-14)  
 Weathers, Corrie (1996-1998)  
 Webster, Rita (1986, 1988)  
 Westervelt, Kaci (2009-12)  
 Weygandt, Shade, (2010-  
 White, Cierra (2012-  
 Wilfong, Heidi (1990-1993)  
 Williams, Bliss (2001-2004)  
 Williams, Cee (1982-1985)  
 Williams, Jill (1993-1996)  
 Williams, Lauren (2003-2004)  
 Williams, Rhenique (2013-  
 Willingham, Meagan (2010)  
 Willoughby, C.J. (1981-1982)  
 Wilson, Lacy (2004-07)  
 Wood, Blake (2014-  
 Woolery, Becky (1992)  
 Worthy, Erica (2007-2008)  
 Wright, Jennifer (1995-1998)  
 Wright-Cruse, Monique (1999-02)  
 Wulfen, Kim (1992)

**-Y-**

Yosten, Brionne (2002-2004)  
 Young, Cheryl (1986-1987)  
 Young, Ernie (1981)  
 Younger, Tian (1994)

**-Z-**

Zachery, Tami (1998-2001)  
 Zarate, Lisa (1987)

**PROGRAM BESTS - WOMEN****RECORD OUTDOOR PERFORMANCES**

Event	Name	Mark	Date
100M	Cierra White	11.09	4/25/13
200M	Cierra White	22.89	5/5/13
400M	Shereefa Lloyd	51.39	6/11/05
800M	Purity Biwott	2:04.35	5/28/10
1500M	Sally Kipyego	4:06.67	6/14/08
3000M	Leigh Daniel	9:17.68	5/7/99
3000M SC	Irene Kimaiyo	9:55.12	5/4/08
5000M	Sally Kipyego	15:11.88	4/19/08
10000M	Sally Kipyego	31:25.45	5/4/08
100M Hurdles	Le'Tristan Pledger	12.93	5/17/14
400M Hurdles	Sandra Iwunze	57.14	5/18/08
High Jump	Lacy Wilson	1.86 (6'-1.25")	4/15/06
Long Jump	Sabrina Taylor	6.38 (20'-11.25")	5/13/06
Triple Jump	Amanda Banks	13.06 (42'-10.25")	6/3/89
Pole Vault	Shade Weygandt	4.50 (14'-9.00")	5/5/12
Heptathlon	Precious Nwokey	5,734pts	6/6/12
Shot Put	Ifeatu Okafor	17.77 (58'-3.75")	5/15/11
Discus	D'Andra Carter	57.73 (189'-5")	4/26/08
Hammer	Ozie Okolie	63.18 (207'-3")	4/3/08
Javelin	Hannah Carson	54.63 (185'-1")	6/26/14
4x100M	Alexander, Evans [Taylor] Jackson, Evan [Terra]	43.53	5/5/12
4x200M	Begelton, Brigham Stevenson, Barrow	1:36.3	3/28/02
4x400M Relay	Evans, Lloyd Polk, Sibley	3:29.49	6/12/04
4x800M Relay	Bailey, Jackson Jepleting, Jobe	8:41.61	4/7/11
4x1600M Relay	Kipsang, Diaz Kimaiyo, Kipyego	19:36.26	4/26/08
Mile Relay	Evans, Begelton Barrow, Sibley	3:37.73	4/20/02
4xMile Relay	Yosten, Tidwell Calhoun, Akerhielm	19:56.92	4/24/03
SMR	Moore, Lloyd Sibley, Chambers	3:47.50	4/29/05
DMR	Kimaiyo, Boleware Kipsang, Kipyego	11:01.17	4/5/08

**RECORD INDOOR PERFORMANCES**

Event	Name	Mark	Date
55M	Monique Wright-Cruse	6.81^	1/25/02
60M	Cierra White	7.32^	2/8/14
200M	Nina Roberts	23.23	2/13/99
400M	Licretia Sibley	52.41	2/5/05
600Y	Ngozi Iwu	1:20.38	2/24/01
800M	Shannon Spaulding	2:05.77	3/1/02
1000M	Devin Bailey	2:48.46	2/25/11
1500M	Maria Medina	4:25.50	1/26/85
Mile	Sally Kipyego	4:27.19	2/28/09
3000M	Sally Kipyego	8:48.77	2/7/09
5000M	Sally Kipyego	15:27.42	3/9/07
55M Hurdles	Le'Tristan Pledger	7.59	1/31/14
60M Hurdles	Le'Tristan Pledger	8.07	2/8/14
High Jump	Lacy Wilson	1.83/6'-0"	2/24/07
Long Jump	Tori Polk	6.47/21'-2.75"	1/28/06
Triple Jump	Amanda Banks	12.64/41'-5.5"	1/13/90
Pole Vault	Shade Weygandt	4.40/14'-5.25"	1/22/11
Shot Put	Patience Knight	17.27/56'-8"	3/15/08
Weight Throw	Kelly Closse	21.62/70'-11.25"	2/10/12
Pentathlon	Julianne Kennedy	4,116	3/15/08
4x400M Relay	Amoy Blake, Cierra White Christen Rivers, Candace Jackson	3:33.72	3/2/13
DMR	Caroline Jepleting, Erica Alexander, Purity Biwott, Caroline Karunde	11:01.67	3/11/11

^Denotes time at altitude

&amp;Adjusted for altitude



## HONORS AND AWARDS - WOMEN

USTFCCCA		ACADEMIC ALL BIG 12		Year	First Team	Year	Second Team
<b>ALL-ACADEMIC TEAM</b>		<i>Year</i>	<i>First Team</i>				
2012	Erica Alexander Devin Bailey Kelly Closse Terra Evans Ifeatu Okafor Shade Weygandt	2014	Hannah Carson Gionna Jackson Madeline Livergood Sharlene Nickle Michaela Palu Kelly McQuaid J'Cee Pool Tiffany Tarver Caitlin Waters	2009	Amanda Alley Asia Diaz Veronica Dilullo Jessica Gibbs Kearci Jobe Patience Knight Addison LeMaster*	1998	Tara Hangge Keeli Hanzelka Kristen Koppes Courtney Nolen Aimee Roberson Julie Roettinger
		2013	Avril McGhee Tiffany Tarver Caitlin Waters	2008	Tori Epperson Michelle Guzman Addison LeMaster Katherine Preibe	1997	Tara Hangge Keeli Hanzelka Shannon Keel Kristen Kippes Aimee Roberson
		2012	Erica Alexander Devin Bailey Kelly Closse Terra Evans Roxy Greve Ifeatu Okafor Shade Weygandt	2006	Molly Evans Jessica Stovall	1996	Amanda Abrigo Tandra Brillhart Dawn Charlier Tara Hangee Shannon Keel Kriste Koppes
		2011	Erica Alexander Devin Bailey Terra Evans Jessica Gibbs Michelle Guzman Kearci Jobe Kelsey Lloyd Ifeatu Okafor Katherine Priebe Shade Weygandt	2005	Molly Evans Katie Leonard Jessica Stovall	<i>Year</i>	<i>Second Team</i>
		2010	Amanda Alley Devin Bailey Veronica Dilullo Terra Evans Jessica Gibbs Roxie Greve Michelle Guzman Sandra Iwunze Kearci Jobe Kelsey Lloyd Ifeatu Okafor Ozie Okolie Jamie Simanek	2004	Kelly Bilkre Anna Hagood Irene Kimaiyo Abby Schubert Bridget Tidwell Brionne Yosten	2013	Michaela Palu
				2003	Tracie Akerhielm Kelly Blikre Stefanie Calhoun Katie Leonard Abby Schubert Bridget Tidwell Brionne Yosten	2012	Rose Tanui
				2002	Tracie Akerhielm Kelly Blikre Stefanie Calhoun Racheal Shoffner Bridget Tidwell Brionne Yosten	2011	Katie Grimes
				2001	Tracie Akerhielm Emily Kepple Kathryn Lyman Jennifer Marable Shannon Spaulding Bridget Tidwell	2010	(none)
				2000	Leigh Daniel Shannon Spaulding	2009	Christina Graham Michelle Guzman Gladys Kipsang Sally Kipyego
				1999	Keeli Hanzelka Tara Hangge Aimee Roberson Kristen Koppes	2008	Chepleting Boit Gladys Kipsang Kaci Westervelt
						2006	Irene Kimaiyo
						<i>Year</i>	<i>Honorable Mention</i>
						1997	Dawn Charlier Charity Garrison Lori Knowles Charity Garrison
						1996	Charity Garrison

\* Indicates nominated with a 4.00 GPA

**Note:**

Please refer to the Awards Section for notable national and conference awards and be sure to check out the Track & Field Records Book on the sport-specific website at: [www.texastech.com](http://www.texastech.com).

# Fearless.

Volleyball

## YEAR BY YEAR RECORDS

Year	Coach	Overall Record	Conf.	Postseason
1975	Janice Hudson	35-16	–	AIAW, 1R
1976	Janice Hudson	56-7-1	–	AIAW, 2R
1977	Janice Hudson	42-19	–	AIAW, 2R
1978	Janice Hudson	20-19-3	–	AIAW, 1R
1979	Janice Hudson	34-23-1	–	AIAW, 1R
1980	Janice Hudson	46-16	–	AIAW, 2R
1981#	Janice Hudson	28-36-1	–	AIAW, 2R

#The NCAA began sponsoring Volleyball in 1981; however, Texas Tech did not become a member of that association until 1982.

### Southwest Conference

1982	Janice Hudson	24-22	4-6	–
1983	Janice Hudson	23-32	2-8	–
1984	Janice Hudson	25-9	6-4	–
1985	Donna Martin	19-9	5-5	–
1986	Donna Martin	13-13	3-7	–
1987	Donna Martin	15-14	7-3	–
1988	Donna Martin	13-18	3-7	–
1989	Mike Jones	20-12	7-3	–
1990	Mike Jones	30-3	8-2	NCAA, 2R
1991	Mike Jones	26-6	8-2	NCAA, 2R
1992	Mike Jones	23-10	7-3	NCAA, 1R
1993	Mike Jones	14-16	3-7	–
1994	Mike Jones	15-15	4-6	–
1995	Jeff Nelson	21-12	4-6	NCAA, 2R

### Big 12 Conference

1996	Jeff Nelson	25-9	12-8	NCAA, 1R
1997	Jeff Nelson	23-11	10-10	–
1998	Jeff Nelson	23-11	12-8	NCAA, 1R
1999	Jeff Nelson	18-15	7-13	–
2000	Jeff Nelson	24-9	12-8	NCAA, 1R
2001	Jeff Nelson	18-14	9-11	NCAA, 1R
2002	Jeff Nelson	14-15	9-11	–
2003	Nancy Todd	11-18	3-17	–
2004	Nancy Todd	10-16	6-14	–
2005	Nancy Todd	11-20	4-16	–
2006	Nancy Todd	12-17	5-15	–
2007	Nancy Todd	7-22	1-19	–
2008	Nancy Todd	5-26	0-20	–
2009	Trish Knight	2-27	0-20	–
2010	Trish Knight#	3-17	1-10	–
2010	Beth Falls^	0-5	0-5	–
2011	Don Flora	15-17	1-15	–
2012	Don Flora	14-18	3-13	–
2013	Don Flora	10-22	3-13	–
Overall	38 seasons	788-639-6		

#Trish Knight resigned on Oct. 25 and

^Beth Falls was named Interim Head Coach for the remainder of the 2010 season.

## HEAD COACHES

Name	Tenure (Yrs)	Record
Janice Hudson	1975-84	333-199-6 (.625)
Donna Martin	1985-88	60-54 (.526)
Mike Jones	1990-94	128-62 (.674)
Jeff Nelson	1995-2002	166-96 (.634)
Nancy Todd	2003-08	56-119 (.320)
Trish Knight	2009-2010	5-44 (.102)
Beth Falls^	2010 (9 matches)	1-8 (.111)
Don Flora	2011-	39-57 (.406)
<b>Overall (thru 2013)</b>	<b>39 seasons</b>	<b>788-639-6 (.550)</b>

### Other Awards

Be sure to refer to the "Awards" Section in the front of this book to view national honors earned by Texas Tech Volleyball teams, coaches and players. All accomplishments compiled here are as of August 2014.

### Most Complete Information:

Complete details, other records and information about every sport is available at the Texas Tech website, look for a media supplement link from the sidebar of each sport. Statistics and records will be updated online as events occur and records are broken.

[www.texastech.com](http://www.texastech.com)



## ALL-TIME LETTERWINNERS

### -A-

Elsie Adams, 1974-76  
Jenna Allen, 2013-  
Marcelia Arnold, 1975-76  
Joanna Atkinson, 1975

### -B-

Tracy Backess, 1981  
Becca Baldwin, 2007-08  
Vicki Baldwin, 1986-89  
Hayley Ball, 2008-09  
Wanda Balmos, 1979  
Desiree Batista, 2004-05  
Amy Baxter, 1991-92  
Tana Beall, 1982-83  
Margie Becker, 1980-81  
Stacy Blasingame, 1983-85  
Jackie Bode, 1992-93  
Laura Borchardt, 1977-78  
Judy Bosque, 1980  
Becky Boxwell, 1984-87  
Kim Breitbach, 1995-98  
Emily Brengman, 1997-98  
Kelley Bronk, 1984-87  
Nancy Brewer, 1976  
Brande Brown, 1994-97  
Darbie Bruning, 1983  
Rachel Brummitt, 2012-  
Tracey Buckner, 1981  
Robyn Bucy, 2003-06  
Sheridan Burgess, 2010-11  
Lisa Burgher, 1976-77  
Jill Burness, 1995-96

### -C-

Sharon Cain, 1986  
Carmela Caldwell, 1979-80  
Betty Campbell, 1975-76  
Ginger Carter, 1991-94  
Mary Alice Campbell, 1975  
Miara Cave, 2009-12  
Amy Charlebois Gandy, 2004-07  
, [Gandy in 2007]  
Lisa Clark, 1987-90  
Jennifer Cohn, 1992-95  
Barrbara Conceicao, 2009-10  
Angela Cooper, 1995-97  
Regina Cole, 1982  
Joanne Cooper, 1981-82  
Christy Cotton, 1976-79  
Caroline Courtney, 2007-10  
Debbie Crown, 1982-85  
Yolanda Cumbess, 1998-01

### -D-

Karen Daily, 1976  
Katie Daffer, 2013  
Breeann David, 2011-  
Cheryl Davis, 1975-78  
Khristie Davis, 1988-89  
Retha Davis, 1975  
Megan Dominguez, 2011-12  
Jenny Donohoo, 1999  
Amanda Dowdy, 2008-11  
Kourtney Dunnam, 2007

### -E-

Sheri Earl, 1979-80  
Valerie Earl, 1978-81  
Emily Ehrle, 2012  
Tyler Elley, 2008  
Dana Elrod, 1979-80  
Courtney Ensich, 2013-

### -F-

Rhonda Farley, 1978-81  
Chris Fehrl, 1990-93  
Heather Fife-Berres, 1996-97  
Michelle Flores, 2005-08  
Brianna Florus, 2004-05  
Kate Foley, 2011  
Whitney Ford, 2012-  
Carlie Foust, 2013-  
Jennifer Franklin, 1992  
Ashley Frogg , 1997-98

### -G-

Grace Gallardo, 1979-81  
Lori Garber, 1998-99  
Raven Garrett, 2003-04  
Courtney Gentry, 1990  
Kim Gosselin, 1989-92  
Laura Gottschalk, 2005-07  
Brianna Grant, 2012-  
Daneen Grisham, 2001-04  
Laura Grote, 2000-04  
Marguerite Grubb, 2013  
Cynthia Gunn, 1989

### -H-

Katie Halley, 2002  
Elizabeth Hamilton, 1997-98  
Jenn Harrell Goehry, 2006-09  
, [Goehry in 2009]  
Samantha Harvey, 2001  
Cynthia Hardaway, 1981  
Cindy Hawkins, 1975  
Aleah Hayes, 2009-10  
Lisa Head, 1987  
Connie Helton, 1985-88  
Allison Hetterich, 1983-86  
Jessey Herrera, 2001-03  
Holly Hicks, 2005-06  
Lisa Hilgers, 1995-98  
Amanda Hiller, 2004-05  
Kristen Homes, 1995-98  
Brandi Hood, 2007-08  
Sarah Hoyt, 1977  
Nicole Hragyil, 2011-  
Rhonda Hubbard, 1979-80  
Janice Huling, 1982  
Heather Hughes Justice, 1997-  
2001  
[Justice in 2000]  
Brandy Huskey, 2010-11

### -I-

Michele Ihrig, 1984

### -J-

Shana Jacobsen, 1985-87  
Deandra Johnson, 2002  
Debbie Johnson, 1974-77  
Dotty Johnson, 1975  
Kelly Johnson, 2001-04  
Janelle Jones, 1997-2000  
Teresa "T.J." Jones, 1976-79  
Kate Jury-Shannon, 1998-2001  
[Shannon in 2001]

### -K-

Rochelle Kaa'iai, 1989-92  
Susan Kelly McGuire, 1985-88  
, [McGuire in 1988]  
Ruth Knight, 1976-77  
Jaja Kubalova, 2000-01  
Michelle Kuester, 2009  
Linda Kuntz, 1978-80

### -L-

Nancy Landry, 1977  
Cecilia Lange, 1983-84  
Amy Lindsey, 1982  
Mary Loescher, 1984-87  
Lisa Love, 1974-77  
Lindsey Louis, 2004-07  
Barabara Lueke, 1977-78  
Kiley Lyons, 2003-06

### -M-

Chris Martin, 1988-91  
Christine Martin, 1993-96  
Melissa McGehee, 1999-01  
Megan McGuire, 1982-83  
Lydia McKay, 2012  
Cindy McMillan, 1976  
Ruth Meek, 1976-77  
Karlyn Meyers, 2008-11  
Christina "Nina" Miller, 2003-04  
Mikia Mills, 2011-  
Angela Mooney, 2000-03  
Anne Mooney, 1992-94  
Sonia Moric, 1995-98  
Kelli Minardo, 2007-08

### -N-

Candice Neill, 2009-10  
Danielle Nickle, 2004  
Foydell Nutt, 1977-80  
Lacy Nye, 1993-96

### -O-

Michelle Ogbeide, 2008  
Karri Ohland, 1983-84  
Skydra Orzen, 1998-2001  
Pam Osterfeld, 1996-98  
Alicia Ostmeyer, 2006-07  
Diane Owens, 1992-95

### -P-

Jamye Pauley, 2005-06  
Jenny Pavley, 1994  
Aubree Piper, 2010-13  
Lisa Pipes, 1975-77  
Cindy Pippery, 1978  
Connie Pittman, 1977-78  
Sonja Pittman, 1977-80\*  
Sam Podraza, 2011-  
Lynn Ponder, 1986-88  
Courtney Putnam, 1996-98  
Stacey Poole, 1999-02  
Breanna Pursley, 2002-03

### -R-

Meredith Rankin, 2012  
Dravon Rangel, 2011  
Laura Rasmussen, 1975  
Laura Richards, 1980  
Natalie Rives, 1997-98  
Alexxa Roberts, 2009-10  
Martha Robinson, 1975  
Ruth Roman, 1976  
Amy Rose, 2011  
Erica Ruegg, 1990-93  
Emily Ruetter, 2012-  
Paige Russell, 1984-87  
Ann Romjue, 1999-2002

## ALL-TIME LETTERWINNERS

### -S-

Joni Salmon, 1975  
 Adrienne Salomone, 1990-91  
 Hannah Salyer, 2010-11  
 Philister Sang, 2005-06  
 Gracie Santana, 1988  
 Amanda Sbragia, 2007-08  
 Abby Schukman, 2002-03  
 Courtney Shambaugh, 2000-02  
 Karen Shepherd, 1981  
 Jill Slapper, 1992-95  
 Bonny Smith, 1999  
 Brooke Smith, 2008  
 Ebony Smith, 1998-99  
 Colleen Smith, 1999-00  
 Holly Snooks, 1991-92  
 Irene Solano, 1979-82  
 Sheila Solomon, 1987-90  
 Ellen Sorrells, 2012-13  
 Kristen Sparks, 1989-92  
 Jaclyn Spearman, 2007  
 Meghan Stacy, 2012-  
 Teresa Stafford, 1979-82  
 Lannie Stevenson, 1987-88  
 Wendy Swanson, 1993-94  
 Shawn Sweeten, 1985

### -T-

Cynthia Tippery, 1978  
 Courtney Thames, 1993-96  
 Rosalind Thompson, 1981  
 Missy Trent, 1987  
 Carolyn Tubbs, 1978-81  
 Kattie Turner, 2005

### -U-

Becky Urech, 2002

### -V-

Tory Vaughan, 2009-12  
 Debbie Vela, 1983-84  
 Andrea Ventura, 1990-91  
 Jackie Vincent, 2007-10

### -W-

Jessica Watson, 2002-03  
 Christa White, 1979-82  
 Robin Williams, 1982-83  
 Shelly Williams, 1978  
 Anita Wilson, 1975-76  
 Caroline Witte, 2008-09  
 Emily Wright, 2012-

### -Y-

Justine Young, 2010

### -Z-

Sabrina Zenon, 1988-91  
 Emily Ziegler, 2004-07

## YEAR BY YEAR RESULTS

**\*1974 (18-10)**

Head Coach: Jeannine McHaney

**1975 (35-16)**

Head Coach: Janice Hudson

Date	Opponent	Result	Scores
9/16	at West Texas State	L	5-15, 13-15
9/25	HOWARD COLLEGE	W	15-7, 15-9
9/26	SUL ROSS STATE	L	16-14, 14-16, 7-15
9/27	WEST TEXAS STATE	L	6-15, 15-10, 11-15
9/27	MCMURRY	W	15-1, 15-2
9/29	at Abilene Christian	W	15-3, 15-13
9/29	at McMurry	W	15-7, 15-6
10/1	HARDIN-SIMMONS	W	15-10, 15-7
Texas Woman's Tournament (Finished 6th)			
10/3	vs Tarleton State	W	15-0, 15-0
10/3	vs SW Texas St.	W	15-4, 15-6
10/3	vs Midwestern State	W	15-1, 15-1
10/4	at Texas Woman's U.	L	9-15, 9-15
10/4	vs UT-Arlington	L	13-15, 15-8, 12-15
10/4	vs Texas	W	13-15, 15-11, 15-12
10/4	vs Texas Wesleyan	W	15-4, 15-12
10/8	WEST TEXAS STATE	L	15-6, 10-15, 11-15
10/8	MCMURRY	W	15-1, 15-2
University of Houston Tournament (Finished 4th)			
10/10	vs East Texas State	W	15-7, 15-2
10/10	vs Midwestern State	W	15-2, 15-3
10/11	at Houston	L	8-15, 8-15
10/11	vs Lamar	L	6-15, 15-12, 14-16
10/11	vs Abilene Christian	W	15-11, 17-15
10/14	at Hardin-Simmons	W	15-10, 15-7
10/14	at Abilene Christian	W	15-3, 16-14
10/15	vs Sul Ross State	L	15-11, 4-15, 4-15
10/21	ABILENE CHRISTIAN	W	15-11, 15-13
10/22	HOWARD COLLEGE	W	15-9, 15-8
10/22	ODESSA COLLEGE	W	15-5, 15-3
Lamar Tournament, Beaumont, Texas (Finished 3rd)			
10/24	vs Tarleton State	W	15-3, 15-3
10/24	vs Houston	L	8-15, 6-15
10/24	vs Texas Wesleyan	W	15-4, 15-1
10/24	vs Dallas Baptist	W	15-1, 15-2
10/25	at Lamar	L	7-15, 15-9, 6-15
10/28	ODESSA COLLEGE	W	15-4, 15-4
10/30	WEST TEXAS STATE	W	15-5, 15-4
10/30	ABILENE CHRISTIAN	L	11-15, 15-3, 11-15
Texas AIAW West Zone Tournament, Lubbock (Won)			
10/31	HOWARD COLLEGE	W	15-11, 15-11
10/31	WEST TEXAS STATE	W	15-13
10/31	Abilene Christian	W	15-0
11/1	SUL ROSS STATE	W	9-15, 15-11, 15-13
11/1	MCMURRY	W	15-4, 15-2
11/1	HOWARD COLLEGE	W	15-9, 15-9
11/1	NEW MEXICO STATE	W	15-5, 15-9
Texas-Arlington Tournament (Finished 3rd)			
11/7	vs Texas A&M	W	15-11, 11-15, 15-8
11/7	vs Sam Houston State	L	9-15, 9-15
11/8	vs Texas Wesleyan	W	15-5, 15-1
11/8	vs Texas Woman's	L	4-15, 6-15
11/8	vs Texas	W	15-10, 15-11
Texas AIAW State Tournament, Austin, Texas (3rd in Pool)			
11/14	vs Texas Woman's	L	12-15, 10-15
11/14	vs Texas A&M	W	15-10, 9-15, 15-13
11/14	at Texas	L	13-15, 15-10, 13-15

**1976 (56-7-1)**

Head Coach: Janice Hudson

Date	Opponent	Result	Scores
New Mexico State Tournament (Won/6 teams)			
9/10	vs Eastern NM U.	W	15-4, 15-3
9/10	vs New Mexico	W	15-4, 15-6
9/11	vs Texas-El Paso	W	15-7, 15-6
9/11	vs Sul Ross State	W	15-3, 15-13
9/11	at New Mexico State	W	15-3, 15-9
9/14	WEST TEXAS STATE	W	15-5, 15-3
9/16	at Hardin-Simmons	W	15-1, 15-11
9/20	at Angelo State	W	11-15, 15-7, 15-3, 15-9
9/23	at West Texas State	W	15-7, 15-10
Texas Tech Invitational (Won/5 teams)			
9/24	NEW MEXICO STATE	W	15-12, 15-2
9/24	ANGELO STATE	W	15-4, 15-8
9/25	WEST TEXAS STATE	W	15-12, 15-8
9/25	ABILENE CHRISTIAN	W	15-5, 15-6
9/28	ABILENE CHRISTIAN	W	15-10, 15-4
9/28	MCMURRY	W	15-4, 5-15, 15-7
Texas Wesleyan Tournament (Won/12 teams)			
10/1	vs East Texas State	W	15-5, 15-3
10/1	vs Texas	T	6-15, 15-9
10/1	vs Texas	W	15-8, 11-15, 15-11
10/2	vs Midwestern State	W	15-2, 15-0
10/2	vs Angelo State	W	15-8, 15-2
10/2	vs North Texas	W	15-8, 16-14
10/2	at Texas Wesleyan	W	15-5, 15-3
10/5	ANGELO STATE	W	15-3, 15-4
University of Houston Tournament (6th/20 teams)			
10/8	vs Abilene Christian	W	15-1, 11-15, 15-12
10/8	vs S.F. Austin	W	8-15, 15-7, 15-1
10/9	vs LSU	W	15-1, 15-4
10/9	at Houston	L	3-15, 10-15
10/9	vs Lamar	L	7-15, 16-14, 9-15
10/12	HARDIN-SIMMONS	W	15-4, 15-5
Sam Houston St. Tournament (3rd/20 teams)			
10/15	vs Baylor	W	15-9, 15-6
10/15	vs San Jacinto	W	11-15, 15-8, 15-9
10/15	vs San Antonio JC	W	15-2, 15-9
10/16	vs UT-Arlington	W	12-15, 15-11, 15-12
10/16	at Sam Houston St.	W	15-2, 15-8
10/16	vs Houston	L	8-15, 12-15
10/16	vs Lamar	W	15-9, 15-3
10/19	MCMURRY	W	15-6, 15-8
10/30	Abilene Christian	W	15-8, 15-10
AIAW West Zone, Albuquerque, N.M. (Won/7 teams)			
10/29	vs McMurry	W	15-6, 10-15, 15-2
10/29	vs Angelo State	W	15-2, 15-10
10/29	vs Abilene Christian	W	15-7, 15-12
10/30	vs West Texas State	W	15-12, 15-13
Texas-Arlington Tournament (Won/12 teams)			
11/5	vs Stephen F. Austin	W	15-9, 15-7
11/5	vs Texas Woman's U.	W	15-3, 15-9
11/5	vs Angelo State	W	15-7, 15-6
11/6	vs West Texas St.	W	15-8, 15-12
11/6	vs UT-Arlington	W	15-12, 15-9
11/6	vs Tex.Lutheran	W	9-15, 15-2, 16-14
11/6	vs Texas A&M	W	17-15, 15-4
AIAW State Tournament, Canyon, Texas (6th/16 teams)			
11/12	vs Sam Houston	W	8-15, 15-7, 15-10
11/12	vs Stephen F. Austin	W	15-7, 15-6
11/12	vs Texas	W	15-7, 15-9
11/13	vs Texas	L	11-15, 15-9, 13-15
11/13	vs Lamar	W	15-11, 16-14
11/13	vs Texas A&M	L	7-15, 5-15
AIAW Regional, Nacogdoches, Texas (5th/13 teams)			
11/19	vs Tulane	W	15-5, 15-4
11/19	vs Lamar	L	15-13, 13-15, 9-15
11/19	vs North Texas	W	15-8, 16-14
11/19	vs Oklahoma	W	15-7, 15-3
11/19	vs North Texas	W	15-9
11/19	vs Lamar	W	15-13
11/20	vs UT-Arlington	L	7-15, 9-15
11/20	at Stephen F. Austin	W	15-7, 15-7
11/20	vs Sam Houston St.	W	15-7, 15-10

**1977 (42-19)**

Head Coach: Janice Hudson

Date	Opponent	Result	Scores
Texas Tech Tournament (Won/4 teams)			
9/16	SUL ROSS ST.	W	15-13, 15-7
9/16	ANGELO STATE	W	15-13, 15-4
9/17	Abilene Christian	W	15-12, 15-12
9/17	NEW MEXICO ST.	W	17-15, 19-17
9/20	ANGELO ST.	W	15-11, 15-8, 15-12
North Texas State Tournament, Denton, Texas (3rd/10 teams)			
9/23	vs Utah State	L	13-15, 4-15
9/23	vs Lamar	W	15-10, 15-13
9/23	vs Sam Houston St.	L	9-15, 6-15
9/24	vs UT-Arlington	W	12-15, 15-12, 15-10
9/24	vs Baylor	W	17-15, 10-15, 15-13
9/24	vs SW Missouri St.	L	15-6, 9-15, 15-9
9/24	vs Texas A&M	W	15-11, 13-15, 15-13
9/25	UTAH	L	15-8, 7-15, 13-15
BYU Tournament, Provo, Utah (Tie 5/14 teams)			
9/30	vs NE Colo. JC	W	15-9, 15-4
9/30	vs Weber State	W	15-3, 15-5
9/30	vs Portland Univ.	L	8-15, 16-17
10/1	vs Utah State	L	13-15, 10-15, 14-16
10/1	vs NM State	W	15-4, 15-9, 15-11
10/1	vs Texas	W	16-14, 15-6, 15-9
10/4	ABILENE CHRISTIAN	W	15-3, 15-6
10/4	WEST TEXAS STATE	W	15-6, 15-10
Houston Tournament (6th/20 teams)			
10/7	vs LSU	W	15-10, 15-5
10/7	vs NE OK State	W	15-1, 15-1
10/7	vs Stephen F. Austin	W	15-10, 15-13
10/7	vs SW Missouri State	L	11-15, 11-15
10/8	vs Texas Lutheran	L	9-15, 10-15, 15-12, 12-15
10/11	at Abilene Christian	W	15-7, 15-4
10/11	at McMurry	W	15-5, 15-9
Sam Houston St. Tournament (6th/14 teams)			
10/14	vs Stephen F. Austin	W	17-15, 15-5
10/14	vs SW Texas State	W	15-10, 15-7
10/14	vs Texas A&M	W	15-3, 15-4
10/14	vs Houston	L	15-12, 2-15, 13-15
10/15	vs Rice	W	15-5, 15-5
10/15	vs Houston	L	10-15, 7-15
10/18	WEST TEXAS STATE	W	15-4, 15-4, 15-5
10/20	at West Texas State	W	15-13, 13-15, 15-7, 15-11
10/25	at Angelo State	W	15-13, 9-15, 15-6, 15-1
Texas AIAW West Zone, Abilene (Won/6 teams)			
10/28	vs Hardin-Simmons	W	15-4, 15-3
10/28	vs McMurry	W	15-10, 15-0
10/28	at Abilene Christian	W	15-4, 4-15, 15-9
10/29	vs Sul Ross	W	15-7, 8-15, 15-8, 19-17
10/29	vs West Texas State	W	15-5, 15-13, 15-7
UTA/Texas Wesleyan Tournament (4th/18 teams)			
11/4	vs Texas Woman's U.	W	16-14, 15-12
11/4	vs Utah	L	11-15, 12-15
11/4	at Texas Wesleyan	W	15-6, 15-6
11/4	vs Sam Houston State	W	15-8, 15-7
11/5	vs SW Texas State	W	15-8, 15-7
11/5	vs North Texas	W	15-10, 15-9
11/5	vs Texas A&M	L	13-15, 9-15
11/5	vs Utah	L	15-9, 2-15, 13-15
AIAW State Tournament, Arlington, Texas (7th/8 teams)			
11/11	vs Stephen F. Austin	W	15-13, 15-3
11/11	vs Baylor	W	10-15, 15-13, 15-13
11/11	vs Lamar	L	13-15, 15-7, 11-15
11/12	vs Lamar	L	2-15, 6-15, 8-15
11/12	vs Houston	L	11-15, 7-15, 15-12, 15-4, 3-15
AIAW Regional Tournament, Austin, Texas (6th/14 teams)			
11/18	vs Tulane	W	15-13, 15-3
11/18	vs North Texas	W	15-3, 15-5
11/18	vs Lamar	L	7-15, 18-16, 8-15
11/19	vs Texas A&M	L	3-15, 15-6, 6-15
11/19	at Texas	W	15-11, 15-6
11/19	vs UT-Arlington	L	5-15, 13-15



## YEAR BY YEAR RESULTS

## 1978 (20-19-3)

Head Coach: Janice Hudson

Date	Opponent	Result	Scores
<b>Texas Tech Invitational (Won/4 teams)</b>			
9/8	SUL ROSS ST.	W	15-3, 15-7
9/9	EASTERN NM U.	W	15-2, 15-2
9/9	ANGELO STATE	W	10-15, 15-12, 15-11
9/9	WEST TEXAS STATE	W	7-15, 15-3, 15-3
9/12	at West Texas State	W	15-5, 8-15, 15-4, 15-7
North Texas Tournament, Denton, Texas (3rd in Pool)			
9/15	at North Texas	L	15-8, 5-15, 11-15
9/15	vs Oklahoma	W	14-16, 15-10, 15-5
9/15	vs Texas Woman's U.	W	15-5, 15-8
9/16	vs SW Missouri	L	9-15, 11-15
9/16	vs UT-Arlington	L	4-15, 9-15
9/19	ANGELO STATE	W	6-15, 15-6, 16-14, 15-11
SDSU Tournament, San Diego, Calif. (3rd in Pool/20 teams)			
9/22	vs Arizona	T	15-6, 4-15
9/22	vs UC-Irvine	T	16-14, 9-15
9/22	at San Diego St.	L	4-15, 5-15
9/22	vs Texas	T	15-13, 1-15
9/22	vs UC-Riverside	L	15-6, 6-15, 13-15
9/23	vs U. San Diego	L	10-15, 5-15, 13-15
9/26	at Abilene Christian	W	15-9, 19-17, 15-13
BYU Tournament, Provo, Utah (5th Pool/11th overall)			
9/29	vs Montana State	W	15-10, 15-5
9/29	vs New Mexico	L	15-7, 15-17, 7-15
9/29	vs Arizona	L	5-15, 5-15
9/29	vs Utah	L	14-16, 12-15
9/29	vs CS Long Beach	L	6-15, 14-16
9/30	vs Wyoming	W	15-2, 15-3
9/30	vs Northern Colo.	W	15-12, 15-3
10/5	at Angelo State	L	13-15, 15-9, 10-15, 14-16
10/10	ABILENE CHRISTIAN	W	15-11, 15-4
10/10	WEST TEXAS STATE	W	15-13, 15-13
Houston Tournament (3rd in Pool)			
10/13	vs Texas A&I	L	15-11, 10-15, 7-15
10/13	vs Oklahoma	W	15-7, 15-1
10/13	vs Texas	L	17-15, 14-16, 11-15
10/13	vs Memphis State	W	15-11, 15-5
10/17	ANGELO STATE	W	15-11, 15-5
Texas Tech Invitational (2nd/10 teams)			
10/27	Lubbock Christian	W	15-1, 15-11
10/28	EASTERN NM U.	W	15-2, 15-4
10/28	ANGELO STATE	W	15-7, 15-8, 15-10
10/28	LAMAR	L	10-15, 4-15, 15-13, 15-11, 13-15
Texas AIAW State Tournament, Houston			
11/3	vs Texas Woman's U.	W#	15-6, 15-6
11/3	vs West Texas State	W#	15-3, 15-7
11/3	vs Houston	L	10-15, 10-15
11/4	vs Texas A&M	L	10-15, 14-16
11/4	vs Baylor	L	10-15, 12-15
# Tech later forfeited, ineligible player.			
Home matches at Women's Gym			
\$ - Nationally ranked opponent			

## 1979 (34-23-1)

Head Coach: Janice Hudson

Date	Opponent	Result	Scores
9/6	OKLAHOMA	W	15-12, 15-8, 15-4
Texas Tech Invitational (3rd/8 teams)			
9/7	SUL ROSS STATE	W	11-15, 15-4, 15-8
9/7	Lubbock Christian	W	15-10, 15-4
9/7	EASTERN NM U.	W	15-10, 15-4
9/8	OKLAHOMA	L	14-16, 15-17, 11-15
9/11	WEST TEXAS STATE	W	15-10, 15-5, 15-10
North Texas State Tournament, Denton, Texas (4th/12 teams)			
9/14	vs SW Missouri State	W	15-7, 15-5
9/14	vs Oklahoma	L	7-15, 17-15, 13-15
9/14	vs Texas A&M	W	7-15, 17-15, 13-15
9/15	at North Texas	W	15-13, 15-11
9/15	vs Stephen F. Austin	W	15-5, 15-4
9/15	vs Nebraska	L	5-15, 15-11, 3-15
9/15	vs Oklahoma	L	15-13, 11-15, 13-15
9/18	ENMU	W	15-0, 15-13, 15-6
SDSU Tournament, San Diego, Calif. (5th in Pool)			
9/21	vs Southern Cal	L	4-15, 6-15
9/21	vs Minnesota	L	13-15, 6-15
9/21	vs CS Long Beach	L	9-15, 1-15
9/21	vs Utah	T	4-15, 15-10
9/25	at Lubbock Christian	W	15-6, 15-7, 15-11
BYU Tournament, Provo, Utah (5th in Pool/17th overall)			
9/28	vs Colorado State	L	8-15, 12-15
9/28	vs Portland State	L	10-15, 5-15
9/29	vs Idaho State	W	15-9, 8-15, 15-12
9/29	vs Utah	W	15-13, 14-16, 15-3
9/29	vs Ohio State	W	15-9, 16-14
10/2	at Abilene Christian	W	15-6, 15-11, 15-5
10/3	at Sul Ross State	W	15-8, 15-11, 15-7
10/9	EASTERN NM U.	W	15-5, 15-2, 15-3
Houston Invitational, Houston (Last/10 teams)			
10/12	vs New Mexico State	L	9-15, 15-11, 13-15
10/12	vs Illinois State	L	13-15, 7-15
10/12	vs UT-Arlington	L	6-15, 6-15
10/12	vs SW Missouri	L	13-15, 14-16
10/16	Lubbock Christian	W	15-4, 15-6, 15-4
Sooner Invitational, Norman, Okla. (Won/4 teams)			
10/19	vs Oklahoma State	W	15-3, 15-10, 15-10
10/19	at Oklahoma	L	14-16, 14-16, 10-15
10/19	vs LSU	L	8-15, 7-15, 15-12, 15-10, 11-15
10/20	vs LSU	W	15-5, 15-13
10/20	at Oklahoma	W	15-4, 15-10
10/20	at Oklahoma	W	13-15, 17-15, 15-3
10/22	at West Texas State	W	15-11, 16-14, 15-13
10/23	MIDWESTERN STATE	W	15-6, 15-13
10/30	ABILENE CHRISTIAN	W	15-11, 15-13, 15-10
Texas AIAW State Tournament, Austin			
11/2	vs West Texas State	W	15-7, 15-11
11/2	vs Houston	L	3-15, 8-15
11/3	vs Texas	L	8-15, 3-15, 8-15
11/3	vs Texas A&M	W	8-15, 15-6, 15-11
11/3	vs Texas Woman's U.	W	15-4, 15-2
11/8	at Oklahoma	L	10-15, 9-15
Oral Roberts Tournament, Tulsa, Okla. (4th/12 teams)			
11/9	vs Baylor	W	15-8, 15-8
11/9	vs Wichita State	W	15-3, 15-3
11/9	vs Oklahoma State	W	15-13, 15-4
11/10	vs Stephen F. Austin	W	15-12, 15-14
11/10	vs SW Missouri	L	11-15, 15-7, 5-15
11/10	vs Baylor	W	15-3, 15-10
11/10	at Oral Roberts	L	11-5, 11-15
Southwest AIAW Regional, Arlington (T7th)			
11/16	vs West Texas St.	W	4-15, 15-6, 16-14
11/16	vs Lamar	L	6-15, 11-15
11/16	vs Lamar	L	10-15, 1-15, 7-15
11/16	vs Oklahoma	L	15-4, 10-15, 11-15

## 1980 (46-16)

Head Coach: Janice Hudson

Date	Opponent	Result	Scores
9/4	NEW MEXICO ST.	W	15-13, 15-11, 9-15, 15-8
Texas Tech Invitational (1st/6 teams)			
9/5	SUL ROSS ST.	W	15-7, 15-12
9/5	Abilene Christian	W	15-7, 15-4
9/6	EASTERN NM U.	W	15-3, 15-4
9/6	OKLAHOMA STATE	W	16-14, 15-4
9/6	NEW MEXICO ST.	W	6-15, 15-8, 15-13, 15-0
9/11	at New Mexico St.	L	9-15, 9-15, 15-9, 1-15
NMSU Tournament, Las Cruces, N.M. (1st/4 teams)			
9/12	vs Eastern NM U.	W	15-3, 15-6
9/12	vs Sul Ross State	W	15-6, 17-19, 15-6
9/13	at New Mexico St.	L	15-13, 7-15, 15-17
9/13	vs Mesa CC	W	15-6, 16-14
9/13	at New Mexico St.	W	7-15, 9-15, 15-11, 15-6, 15-8
Alabama Tournament, Tuscaloosa, Ala. (Won/7 teams)			
9/19	vs Alabama-Birm.	W	15-6, 15-11
9/19	vs Florida State	L	6-15, 15-10, 10-15
9/19	vs Memphis State	W	15-12, 15-4
9/20	vs Central Florida	W	15-10, 15-3
9/20	vs Miami	W	15-10, 4-15, 15-6
9/20	at Alabama	W	15-6, 15-6
9/22	at West Texas St.	W	15-9, 15-2, 15-12
9/23	TEXAS A&M	W	15-12, 15-6, 15-13
BYU Tournament, Provo, Utah (5th/won consolation bracket)			
9/25	vs Montana	L	15-13, 5-15, 13-15
9/25	vs Northern Arizona	W	15-4, 15-4
9/26	vs Weber State	W	15-8, 16-14
9/26	at BYU	W	4-15, 15-4, 15-11
9/27	vs UT-Arlington	L	13-15, 11-15, 12-15
9/27	vs Texas A&M	W	15-3, 15-4, 15-2
9/27	at BYU	W	15-9, 15-10, 6-15, 15-13
9/30	at Eastern NM U.	W	15-2, 15-2, 15-6
10/7	vs Texas Lutheran	W	15-1, 5-15, 15-4
10/7	at Angelo State	W	17-15, 15-11
Houston Tournament (4th/12 teams)			
10/8	vs Illinois	W	16-14, 14-16, 15-13
10/10	vs Lamar	W	10-15, 15-11, 15-9
10/10	vs Oral Roberts	W	10-15, 15-11, 15-9
10/10	vs Illinois State	W	15-11, 17-15
10/11	vs SW Missouri State	L	11-15, 0-15
10/11	vs UT-Arlington	L	8-15, 10-15
10/13	at Texas A&M	W	15-9, 8-15, 15-8, 15-5, 15-5
10/14	Abilene Christian	W	15-11, 15-6, 15-8
10/15	EASTERN NM U.	W	15-7, 15-2, 14-16, 15-6
10/22	vs Sul Ross State	W	14-16, 16-14, 15-5, 15-7
10/24	\$ TEXAS	L	9-15, 11-15, 13-15
10/29	WEST TEXAS STATE	W	15-4, 15-1, 15-6
10/30	WEST TEXAS STATE	W	15-4, 15-5
10/30	NEW MEXICO	W	15-12, 15-9
11/4	at Abilene Christian	W	15-6, 15-8, 15-9
State AIAW Championships, College Station, Texas (5th)			
11/7	at Texas A&M	L	4-15, 15-17
11/7	vs UT-Arlington	L	8-15, 7-15
11/7	vs North Texas	W	15-11, 15-10
11/8	vs North Texas	W	15-10, 15-5
11/8	vs Texas Woman's U.	W	15-11, 16-14
11/11	at \$ Texas	L	6-15, 14-16, 13-15
11/11	vs SW Texas State	W	15-10, 15-5
SW Regional AIAW Tournament, Baton Rouge, La. (4th)			
11/19	vs North Texas	W	15-13, 15-13
11/19	vs Texas A&M	W	15-6, 13-15, 15-9
11/19	vs Texas	L	15-12, 11-15, 13-15
11/20	vs Oral Roberts	W	15-9, 15-5
11/20	vs Houston	L	15-10, 10-15, 9-15
11/21	vs Texas	L	5-15, 12-15
Southwest Conference Tournament, Lubbock			
12/5	BAYLOR	W	15-6, 15-3
12/5	TEXAS A&M	L	14-16, 4-15
12/6	TEXAS	L	6-15, 17-15, 4-15
12/6	BAYLOR	W	15-3, 12-15, 15-3, 15-10
\$ - Opponent nationally ranked			

## YEAR BY YEAR RESULTS

**1981 (28-36-1)**

Head Coach: Janice Hudson

Date	Opponent	Result	Scores
9/3	New Mexico	W	15-11, 15-11, 15-4
Texas Tech Invitational (Wor/6 teams)			
9/4	NEW MEXICO ST.	L	15-12, 17-19, 8-15
9/4	WEST TEXAS ST.	W	15-6, 15-6
9/4	SUL ROSS ST.	W	15-8, 10-15, 15-8
9/4	ORAL ROBERTS	W	15-12, 15-13
9/5	NEW MEXICO	L	13-15, 15-11, 5-15
9/5	UNIV. of NM	W	15-8, 15-11, 12-15, 15-7
9/5	ORAL ROBERTS	W	17-15, 10-15, 15-11, 15-13
9/10	at New Mexico St.	L	8-15, 11-15, 1-15
Roadrunner Invitational, Las Cruces, N.M. (7th/8 teams)			
9/11	vs \$ Arizona	T	15-3, 5-15
9/11	vs \$ UCLA	L	3-15, 10-15
9/11	vs Sul Ross St.	W	15-6, 15-3
9/12	vs New Mexico	L	3-15, 9-15
Alabama Tournament, Tuscaloosa, Ala. (3rd/14 teams)			
9/17	vs Miss.Col. for Women	W	15-3, 15-6
9/18	vs LSU	W	5-15, 15-7, 15-7
9/18	vs Central Florida	L	12-15, 15-11, 10-15
9/18	vs Ohio State	L	10-15, 16-14, 8-15
9/19	vs Mississippi	W	15-4, 15-6
9/19	at Alabama	W	15-2, 15-4
9/19	vs Florida State	L	15-8, 2-15, 8-15
9/22	at Angelo State	L	11-15, 13-15, 15-10, 6-15
BYU Invitational, Provo, Utah (18th)			
9/24	vs Montana State	L	2-15, 9-15
9/24	at BYU	L	12-15, 8-15
9/25	vs Southern Illinois	L	3-15, 8-15
9/25	vs Northern Colorado	L	6-15, 15-11, 12-15
9/26	vs Lamar	L	7-15, 12-15, 16-14, 12-15
9/30	WEST TEXAS ST.	W	15-3, 15-12, 15-4
10/2	at UTEP	L	9-15, 15-12, 15-10, 3-15, 6-15
10/2	vs New Mexico St.	L	5-15, 7-15, 15-13, 5-15
10/6	Abilene Christian	W	15-7, 15-5, 15-5
10/7	EASTERN NM U.	W	15-9, 15-13
10/7	JAPAN JR.NAT.	EX	3-15, 9-15, 2-15
Houston Invitational (6th /12 teams)			
10/8	vs Illinois State	W	16-14, 15-9
10/9	vs Lamar	L	15-1, 18-20, 3-15
10/9	vs Purdue	L	5-15, 12-15
10/10	vs UT-Arlington	L	15-8, 1-15, 4-15
10/10	vs Oral Roberts	L	15-5, 9-15, 5-15
10/13	at Eastern NM U	W	15-7, 15-4, 17-15
10/15	at Oklahoma	W	15-8, 15-17, 15-13, 9-15, 15-9
Oral Roberts Tournament, Tulsa OK (7th/14 teams)			
10/16	vs Wisconsin	W	15-6, 15-13
10/16	at Tulsa	W	15-5, 15-10
10/17	vs SW Missouri St.	L	5-15, 8-15
10/17	vs Northern Colorado	W	7-15, 15-12, 15-10
10/17	vs Oklahoma	W	15-12, 15-7
10/18	vs Oral Roberts	L	15-7, 5-15, 12-15
10/18	vs Northern Colorado	L	18-16, 1-15, 4-15
10/23	vs Sul Ross St.	W	15-8, 15-8, 15-0
10/27	at Abilene Christian	W	15-5, 15-10, 13-15, 16-14
10/29	at Texas A&M	L	7-15, 16-14, 12-15, 1-15
Southwest Conference Tournament, Austin (3rd)			
10/30	vs Rice	L	11-15, 15-10, 9-15, 6-15
10/30	vs Texas A&M	L	12-15, 3-15, 15-9, 9-15
10/31	at \$ Texas	L	12-15, 14-16, 10-15
10/31	vs Houston	W	15-7, 10-15, 15-13, 15-5
11/3	\$ TEXAS	L	15-17, 4-15, 15-5, 7-15
11/4	at West Texas St.	W	15-12, 9-15, 15-4, 15-3
11/6	at New Mexico St.	L	4-15, 15-11, 15-17, 11-15
11/6	vs UTEP	L	13-15, 12-15, 6-15
11/9	TEXAS A&M	L	5-15, 7-15, 12-15
11/10	ANGELO ST.	L	15-8, 14-16, 11-15
State AIAW Tournament, Arlington (4th)			
11/13	vs West Texas State	W	15-5, 15-5, 15-10
11/13	vs Texas	L	5-15, 15-1, 7-15, 15-10, 10-15
11/13	vs North Texas	W	15-2, 15-3, 15-5
11/14	vs Lamar	L	11-15, 15-11, 15-10, 11-15, 12-15
Southwest Regional AIAW Tournament, Arlington (4th)			
11/20	vs Lamar	L	13-15, 3-15
11/20	vs \$ Texas	L	9-15, 10-15
11/21	vs New Orleans	W	17-15, 8-15, 15-6

\$ - Opponent nationally ranked

**1982 (24-22/SWC: 4-6)**

Head Coach: Janice Hudson

Date	Opponent	Result	Scores
Texas Tech Tournament (Tied for 3rd-8 teams)			
9/3	UTEP	W	7-15, 15-7, 15-2
9/3	ANGELO ST.	W	19-17, 15-11
9/4	SUL ROSS ST.	W	15-3, 15-2
9/4	ORAL ROBERTS	L	15-4, 16-14, 10-15, 6-15, 12-15
NMSU Tournament, Las Cruces, N.M. (9th/10 teams)			
9/10	vs Arizona State	L	4-15, 7-15
9/10	at New Mexico St.	L	8-15, 7-15
9/10	vs Lamar	W	15-12, 12-15, 11-15
9/11	vs Utah State	L	15-12, 12-15, 11-15
9/11	vs UTEP	W	15-10, 15-10
9/14	at Abilene Christian	W	15-2, 5-15, 15-5, 15-6
9/16	at West Texas St.	W	15-9, 15-8, 15-10
9/21	at Eastern NM U.	W	15-13, 15-5, 16-14
BYU Preview Classic, Provo, Utah (17th/20 teams)			
9/23	vs Utah State	L	12-15, 5-15
9/23	vs CS Long Beach	L	13-15, 11-15
9/24	vs Oregon	L	7-15, 15-4, 11-15
9/24	vs Montana State	L	12-15, 5-15
9/25	vs Lamar	W	7-15, 16-14, 15-7
9/25	vs Houston	W	8-15, 15-11, 16-14
9/29	vs Concordia Luth.	W	15-9, 15-12
9/29	at Angelo State	L	15-3, 11-15, 10-15
SW Missouri State Tournament, Springfield, Mo. (6th/12 teams)			
10/1	vs Florida State	L	7-15, 2-15, 4-15
10/1	vs Nebraska	L	2-15, 4-15, 12-15
10/1	at SW Missouri	W	0-15, 15-9, 15-9, 15-9
10/2	vs Illinois St.	L	4-15, 13-15, 0-15
10/2	vs UT-Arlington	L	12-15, 7-15, 15-17
10/6	at Rice*	L	8-15, 12-15, 15-0, 5-15
10/11	at Texas*	L	15-4, 10-15, 2-15, 7-15
10/13	HOUSTON*	W	9-15, 15-9, 15-13, 15-12
Oral Roberts Tournament, Tulsa, Okla. (7th/12 teams)			
10/15	vs Drake	W	15-12, 15-11
10/15	vs Oklahoma	W	15-10, 15-7
10/15	vs Lamar	W	15-5, 16-14
10/16	vs SW Missouri	L	8-15, 13-15
10/16	vs Kansas	W	15-10, 15-8
10/16	vs Kansas St.	L	8-15, 10-15
10/16	vs Oklahoma	L	13-15, 15-8, 13-15
10/20	at Texas A&M*	L	8-15, 1-15, 5-15
10/26	Abilene Christian	W	15-7, 15-9, 15-5
10/26	EASTERN NM U.	W	15-1, 15-8
10/27	ANGELO STATE	W	15-8, 15-4, 15-12
11/1	BAYLOR*	W	15-1, 15-3, 15-2
11/3	TEXAS*	L	8-15, 10-15, 15-8, 6-15
11/8	at Houston*	L	6-15, 12-15, 12-15
11/10	TEXAS A&M*	L	14-16, 9-15, 14-16
11/15	RICE*	W	15-5, 15-12, 14-16, 15-12
11/17	WEST TEXAS ST.	W	15-5, 15-9, 15-10
11/22	at Baylor*	W	15-8, 15-2, 15-3

\*Southwest Conference matches

**1983 (23-32/SWC: 2-8)**

Head Coach: Janice Hudson

Date	Opponent	Result	Scores
Texas Tech Invitational (2nd/5 teams)			
9/2	TEXAS WESLEYAN	W	15-5, 15-11, 15-3
9/2	UT-ARLINGTON	W	7-15, 5-15, 15-12, 16-14, 13-15
9/3	WEST TEXAS ST.	W	15-11, 15-11, 14-16, 15-12
9/3	SW TEXAS ST.	W	15-5, 15-7, 15-11
9/3	UT-ARLINGTON	L	15-17, 12-15, 15-4, 3-15
Roadrunner Invitational, Las Cruces, N.M. (4th/6 teams)			
9/9	at New Mexico St.	L	6-15, 15-13, 11-15, 13-15
9/9	vs Angelo State	W	15-10, 9-15, 5-15, 15-13, 15-8
9/10	vs UTEP	W	15-13, 15-13, 15-6
9/10	vs New Mexico St.	L	11-15, 4-15, 2-15
9/10	vs Angelo State	L	16-14, 1-15, 13-15, 11-15
9/13	at Angelo State	L	15-13, 8-15, 14-16, 14-16
9/14	EASTERN NEW MEXICO	W	15-2, 15-9
9/14	WEST TEXAS ST.	W	14-16, 15-4, 15-8, 15-12
BYU Preview Classic, Provo, Utah (19th/24 teams)			
9/22	vs Idaho State	W	15-4, 11-15, 15-10
9/22	vs Utah State	L	15-12, 6-15, 8-15
9/22	vs Colorado State	L	7-15, 15-10, 9-15
9/23	vs Portland State	L	0-15, 9-15
9/23	vs Cal State-Irvine	L	8-15, 9-15
9/23	vs Houston	L	15-12, 8-15, 7-15
9/23	vs Uof San Fran.	W	10-15, 15-9, 15-11
9/27	at Abilene Christian	W	15-5, 15-11, 15-3
9/29	at Kentucky	L	5-15, 16-14, 9-15, 3-15
Tennessee Classic, Knoxville, Tenn. (3rd in Pool)			
9/30	vs Duke	W	15-11, 16-14, 11-15, 15-3
9/30	at Tennessee	L	4-15, 5-15, 8-15
10/1	vs LSU	L	11-15, 6-15, 7-15
10/1	vs Temple	L	15-7, 4-15, 8-15, 10-15
10/5	at Baylor*	W	15-1, 15-4, 15-9
10/6	at UT-Arlington	L	16-14, 11-15, 5-15, 11-15
10/10	TEXAS A&M*	L	11-15, 9-15, 8-15
10/12	RICE*	L	6-15, 5-15, 15-10, 7-15
10/13	at Oklahoma	L	15-9, 13-15, 4-15, 13-15
Oral Roberts Tournament, Tulsa, Okla. (Tied 3rd/10 teams)			
10/14	vs Texas Lutheran	L	7-15, 15-6, 6-15
10/14	vs Tulsa	W	15-9, 15-6
10/14	vs Kansas State	W	17-15, 15-6
10/15	vs Oklahoma	W	9-15, 15-9, 15-9
10/15	vs Kansas State	L	11-16, 12-15
10/18	ABILENE CHRISTIAN	W	8-15, 15-11, 15-1, 15-5
10/18	ANGELO STATE	W	15-8, 7-15, 17-15, 15-10
Texas A&M Classic, College Station (3rd/4 teams)			
10/21	at Texas A&M	L	7-15, 9-15, 3-15
10/21	vs Oral Roberts	L	15-8, 15-13, 9-15, 5-15, 10-15
10/22	vs LSU	L	15-6, 9-15, 11-15, 17-19
10/22	vs Oral Roberts	W	15-7, 14-16, 15-7, 15-13
10/24	HOUSTON*	L	15-7, 5-15, 4-15, 3-15
10/26	at Texas*	L	4-15, 3-15, 10-15
10/31	BAYLOR*	W	15-6, 15-8, 15-8
11/3	at West Texas St.	W	5-15, 15-10, 15-11, 15-13
West Texas State Classic, Canyon (2nd/5 teams)			
11/4	at West Texas St.	L	10-15, 10-15, 15-1, 11-15
11/4	vs Oklahoma City	W	15-6, 15-11, 15-4
11/5	vs UTEP	W	15-10, 15-11, 15-4
11/5	vs Oral Roberts	W	9-15, 15-6, 15-6, 15-11
11/5	vs Oral Roberts	L	15-12, 9-15, 12-15, 5-15
11/7	at Texas A&M*	L	9-15, 5-15, 10-15
11/9	TEXAS*	L	5-15, 8-15, 16-14, 7-15
11/16	at Houston*	L	6-15, 2-15, 11-15
11/18	at Rice*	L	7-15, 10-15, 8-15

\*Southwest Conference matches

## YEAR BY YEAR RESULTS

**1984 (25-9/SWC: 6-4)**

Head Coach: Janice Hudson

Date	Opponent	Result	Scores
Texas Tech Quadrangular (Won/5 teams)			
9/8	EAST TEXAS ST.	W	15-9, 15-11, 15-9
9/8	ANGELO STATE	W	15-2, 15-8, 15-12
9/9	WEST TEXAS ST.	W	15-4, 15-5, 11-15, 15-1
9/9	WEST TEXAS ST.	W	15-6, 15-6, 15-6
9/15	at Oklahoma	W	15-14, 3-15, 15-13, 16-14
9/17	at West Texas State	W	15-10, 15-6, 15-7
BYU Tournament, Provo, Utah (4th/20 teams)			
9/20	vs Weber State	W	15-7, 15-13
9/20	vs Wyoming	W	10-15, 15-10, 15-13
9/21	vs Boise State	L	15-17, 15-10, 11-15
9/21	vs New Mexico	W	13-15, 15-12, 17-15
9/21	vs Idaho	W	15-6, 15-4, 5-15, 15-6
9/22	vs Oregon	L	3-15, 9-15, 14-17
9/22	vs Utah	L	4-15, 13-15
Rice Classic, Houston (3rd/6 teams)			
9/28	vs SW Texas	W	15-7, 8-15, 15-4
9/28	vs Eastern Illinois	W	8-15, 15-3, 15-10
9/28	at Rice	L	10-15, 7-15
9/29	vs Texas Lutheran	L	10-15, 13-15
9/29	vs U. of New Orleans	W	15-6, 15-11
10/3	at Angelo State	W	11-15, 15-4, 15-3, 15-7
10/6	WEST TEXAS ST.	W	15-9, 15-11, 15-8
10/10	at Rice*	W	15-12, 7-15, 15-7, 15-9
UT Invitational, Austin (3rd/4 teams)			
10/12	at Texas*	L	13-15, 7-15, 1-15
10/13	vs Oklahoma	W	15-7, 14-16, 15-9, 15-7
10/15	HOUSTON*	W	15-12, 15-11, 10-15, 15-9
10/17	at Baylor*	W	15-10, 15-4, 15-13
10/19	SW TEXAS ST.	W	15-10, 15-9, 15-8
10/21	TEXAS A&M*	L	5-15, 7-15, 15-11, 15-11, 10-15
10/24	at West Texas St.	W	15-0, 15-8, 15-7
10/26	RICE*	W	15-11, 15-7, 15-4
10/28	TEXAS*	L	15-17, 2-15, 16-14, 15-13, 10-15
10/31	at Houston*	W	15-12, 15-12, 12-15, 12-15
11/2*	BAYLOR	W	15-11, 15-10, 14-8
11/5	ANGELO STATE	W	15-12, 15-10, 15-5
11/12	at Texas A&M*	L	15-6, 9-15, 6-15, 5-15

\*Southwest Conference match

All home matches played at Rec Center

**1985 (19-9/SWC: 5-5)**

Head Coach: Donna Martin

Date	Opponent	Result	Scores
East Texas State Tournament, Commerce, (1st/4 teams)			
9/7	at East Texas State	W	15-9, 15-12, 15-17, 15-9
9/7	vs North Texas	W	15-1, 15-13, 8-15, 15-4
9/8	vs West Texas St.	W	15-9, 15-0, 15-9
Eastern Kentucky Classic, Richmond, Ky. (1st/7 teams)			
9/13	vs West Virginia	W	15-5, 15-12, 15-11
9/13	at Eastern Kentucky	W	15-9, 15-7, 15-7
9/14	vs Indiana State	W	15-9, 15-7, 15-7
9/14	vs Eastern Kentucky	W	14-16, 15-6, 15-9, 15-8
9/17	at Angelo State	W	15-6, 12-15, 15-12, 15-12
9/23	at East Texas State	W	15-9, 15-8, 15-12
9/26	at Wyoming	L	11-15, 14-16, 13-15
Colorado State Lady Rams Classic, Fort Collins, Colo. (3rd/4 teams)			
9/27	at Colorado State	L	9-15, 15-9, 1-15, 4-15
9/28	vs SW Missouri	W	15-8, 8-15, 15-7, 15-11
10/1	at Rice*	W	16-14, 15-11, 15-11
10/2	WEST TEXAS ST.	W	15-6, 15-8, 15-13
10/14	at Baylor*	W	15-4, 15-12, 15-5
10/15	at UT-Arlington	L	8-15, 10-15, 6-15
10/17	ORAL ROBERTS	W	11-15, 15-2, 15-3, 15-8
10/20	TEXAS A&M*	W	9-15, 15-11, 5-15, 15-13, 16-14
10/24	SAN DIEGO STATE	L	7-15, 1-15, 12-15
Longhorn Invitational, Austin (3rd/4 teams)			
10/25	at Texas*	L	3-15, 5-15, 2-15
10/26	vs Tennessee	W	15-13, 15-11, 15-10
10/30	at Houston*	L	16-18, 16-14, 15-7, 9-15, 15-5
11/3	TEXAS*	L	13-15, 6-15, 7-15
11/6	at Texas A&M*	L	12-15, 5-15, 6-15
11/8	BAYLOR*	W	15-5, 15-11, 15-7
11/11	ANGELO STATE	W	1-15, 15-8, 15-7, 12-15, 15-5
11/15	RICE*	W	15-1, 13-15, 15-8, 15-6
11/20	HOUSTON*	L	14-6, 6-15, 15-4, 12-15

\*Southwest Conference match

All home matches at Rec Center

**1986 (13-13/SWC: 3-7)**

Head Coach: Donna Martin

Date	Opponent	Result	Scores
9/4	at Oral Roberts	W	15-4, 15-6, 15-7
Oklahoma Tournament, Norman, Okla. (First/4 teams)			
9/5	at Oklahoma	W	15-2, 15-10, 15-12
9/5	vs Southern Illinois	W	15-13, 16-14, 15-3
9/6	vs Tulsa	W	15-3, 15-9, 15-8
LSU Tournament, Baton Rouge, La. (2nd/3 teams)			
9/13	vs Purdue	W	16-14, 15-6, 15-12
9/14	at LSU	L	21-19, 7-15, 4-15, 15-12, 9-15
New Mexico State Trny, Las Cruces, N.M. (3rd/4 teams)			
9/19	at New Mexico State	L	6-15, 9-15, 4-15
9/20	vs Ohio State	L	6-15, 15-11, 15-3, 0-15, 3-15
9/20	vs Kansas State	W	19-17, 13-15, 15-8, 15-6
10/1*	at Texas A&M*	L	15-8, 12-15, 8-15, 13-15
10/9	SAN DIEGO STATE	L	13-15, 14-16, 9-15
Texas Invitational, Austin (3rd/4 teams)			
10/10	at Texas*	L	4-15, 3-15, 6-15
10/11	vs Georgia	L	8-15, 12-15, 10-15
10/12	RICE*	W	4-15, 15-11, 10-15, 15-9, 15-9
10/17	BAYLOR*	W	15-8, 9-15, 15-7, 15-4
10/19	TEXAS A&M*	L	7-15, 7-15, 6-15
10/22	UT-ARLINGTON	W	9-15, 15-10, 15-9, 15-4
10/24	at Rice*	L	9-15, 15-11, 7-15, 7-15
10/25	at Houston*	L	5-15, 15-11, 7-15, 7-15
11/2	TEXAS*	L	3-15, 6-15, 15-8, 3-15
11/5	at UT-Arlington	L	5-15, 6-15, 9-15
11/6	at Baylor*	W	15-8, 16-14, 15-10
11/13	at Florida State	W	15-10, 15-12, 15-12
Florida Tournament, Gainesville, Fla. (1st/4 teams)			
11/14	at Florida	W	15-9, 3-15, 15-10, 11-15, 15-6
11/15	vs Duke	W	15-13, 7-15, 7-15, 15-4, 17-15
11/21	HOUSTON*	L	13-15, 4-15, 15-12, 15-13, 7-15

\*Southwest Conference match

All home matches played at Rec Center

**1987 (15-14/SWC: 7-3)**

Head Coach: Donna Martin

Date	Opponent	Result	Scores
Arizona Tournament, Tucson, Ariz. (3rd/4 teams)			
9/4	at Arizona	L	10-15, 10-15, 11-15
9/4	vs CS-Long Beach	L	6-15, 15-12, 11-15, 9-15
9/4	vs New Mexico	L	15-3, 8-15, 12-15, 12-15
9/5	vs Oklahoma	W	12-15, 15-13, 8-15, 15-5, 15-4
San Diego State Tournament, San Diego, Calif. (3rd/4 teams)			
9/10	vs Oregon	L	4-15, 11-15, 10-15
9/11	vs New Mexico	W	10-15, 15-13, 15-7, 15-12
9/12	at San Diego State	L	7-15, 1-15, 15-7, 9-15
9/13	at U.S. International	L	2-15, 3-15, 15-11, 16-14, 4-15
9/17	LAMAR	W	15-13, 15-6, 15-4
9/21	ORAL ROBERTS	W	14-16, 15-3, 15-10, 15-13
9/23	NEW MEXICO STATE	W	15-10, 15-6, 15-11
UT-Arlington Quadrangular, Arlington (2nd/4 teams)			
9/25	at UT-Arlington	L	13-15, 15-13, 10-15, 8-15
9/25	vs Southwest Missouri	W	15-8, 15-12, 15-8
9/26	vs North Texas	W	15-3, 15-5, 14-16, 15-10
9/30	HOUSTON*	W	9-15, 13-15, 16-14, 15-11, 15-7
10/4	TEXAS*	L	7-15, 5-15, 13-15
Tennessee Tournament, Knoxville, Tenn. (3rd/4 teams)			
10/9	vs Florida	L	14-16, 11-15, 15-13, 13-15
10/10	vs Pittsburgh	L	10-15, 10-15, 6-15
10/10	at Tennessee	W	19-17, 12-15, 15-10, 15-11
10/12	at Kentucky	L	9-15, 8-15, 12-15
10/18*	at Rice	W	15-8, 15-11, 15-12
10/23*	BAYLOR	W	15-5, 15-4, 15-2
10/25*	TEXAS A&M	W	10-15, 12-15, 15-13, 15-8, 16-14
10/30*	at Texas	L	6-15, 14-15, 15-13, 11-15
11/4*	RICE	W	15-17, 15-11, 15-11, 15-13
11/6*	at Baylor	W	15-11, 15-10, 15-8
11/13	at SW Texas	L	9-15, 15-10, 12-15, 14-16
11/15*	at Texas A&M	L	15-6, 9-15, 6-15, 5-15
11/19*	at Houston	W	8-15, 15-11, 15-7, 15-11

\*Southwest Conference match

All home matches in Rec Center

## YEAR BY YEAR RESULTS

**1988 (13-18/SWC: 3-7)**

Head Coach: Donna Martin

Date	Opponent	Result	Scores
Utah Tournament, Salt Lake City, Utah (4th/6 teams)			
9/1	at Utah	W	12-15, 15-13, 16-14, 14-16
9/2	vs Oregon State	W	8-15, 16-14, 16-14, 15-8
9/2	vs San Jose State	L	15-7, 12-15, 3-15, 5-15
9/3	vs Weber State	L	13-15, 5-15, 4-15
9/3	vs Oregon St.	L	15-10, 14-16, 15-8, 5-15, 11-15
9/3	vs Southern Utah	W	15-9, 15-4, 15-6
9/3	vs Southern Utah	W	15-7, 15-2, 15-6
9/3	vs Weber State	L	9-15, 10-15, 13-15
Long Beach St. ournament, Long Beach, Calif. (3rd/4 teams)			
9/9	vs USC	L	3-15, 7-15, 17-15, 11-15
9/9	vs Wisconsin	L	15-13, 15-13, 10-15, 8-15, 6-15
9/10	at Long Beach State	L	3-15, 6-15, 5-15
9/10	vs Montana	W	15-13, 7-15, 15-12, 15-8
NMSU Tournament, Las Cruces, N.M. (Won/4 teams)			
9/17	vs USIU	W	13-15, 16-14, 7-15, 15-12, 15-1
9/18	at New Mexico St.	W	15-13, 10-15, 15-11, 15-9
9/18	vs Western Kentucky	W	15-4, 15-6, 15-4
Red Raider Classic, Lubbock (4th/4 teams)			
9/23	PEPPERDINE	L	14-16, 2-15, 8-15
9/24	KENTUCKY	L	7-15, 7-15, 7-15
9/25	UT-Arlington	L	5-15, 6-15, 9-15
9/30	at Texas A&M*	L	17-19, 16-18, 11-15
10/5	at Rice*	L	11-15, 12-15, 15-6, 12-15
10/9	TEXAS*	L	7-15, 5-15, 10-15
10/12	at Baylor*	L	6-15, 8-15, 15-13, 4-15
10/16	at SW Texas	W	16-14, 7-15, 15-7, 10-15, 15-11
10/21	at Houston*	W	11-15, 15-12, 15-11, 12-15, 15-6
10/28	BAYLOR*	W	15-11, 15-4, 15-10
11/4	TEXAS A&M*	L	9-15, 6-15, 9-15
11/6	RICE*	W	8-15, 10-15, 15-12, 15-10, 15-8
11/11	at Texas*	L	2-15, 14-16, 9-15
11/18	Houston*	L	6-15, 15-12, 15-8, 8-15, 13-15
ASU Tournament, Tempe, Ariz. (3rd/4 teams)			
11/25	vs Indiana	L	12-15, 12-15, 8-15
11/26	vs Wyoming	W	15-4, 15-10, 9-15, 16-14

\*Southwest Conference match  
All home matches in Rec Center

**1989 (20-12/SWC: 7-3)**

Head Coach: Mike Jones

Date	Opponent	Result	Scores
Red Raider Classic (3rd/4 teams)			
9/2	WICHITA STATE	W	8-15, 15-17, 15-9, 15-2, 15-11
9/3	ARIZONA STATE	L	8-15, 11-15, 18-16, 9-15
9/3	LOUISIANA STATE	L	10-15, 14-16, 11-15
9/7	at Long Beach State	L	6-15, 4-15, 8-15
UC Irvine Tounament, Irvine, Calif. (Won/4 teams)			
9/8	vs U.San Diego	W	11-15, 15-8, 15-7, 15-4
9/9	vs E. Washington	W	17-15, 15-4, 12-15, 12-15, 15-4
9/9	at UC-Irvine	W	15-7, 17-15, 13-15, 5-15, 15-11
9/13	NEW MEXICO ST.	W	15-3, 15-5, 15-2
Hilton Head Island Super Smash, Hilton Head, S.C. (3rd)			
9/15	vs Tennessee	L	13-15, 7-15, 12-15
9/16	vs Northwestern	W	8-15, 5-15, 15-5, 15-13, 16-14
NMSU Tournament, Las Cruces, N.M. (2nd/4 teams)			
9/22	vs Gonzaga	L	7-15, 9-15, 8-15
9/23	vs Southwest Texas	W	15-0, 15-6, 15-0
9/23	at New Mexico St.	W	15-7, 15-13, 15-3
9/24	at UTEP	W	4-15, 15-13, 15-8, 15-12
9/29	at Baylor*	W	15-2, 15-2, 15-2
10/3	ARIZONA	L	8-15, 9-15, 2-15
10/4	at UT-Arlington	L	11-15, 15-4, 14-16, 13-15
10/8	TEXAS*	L	6-15, 5-15, 13-15
10/15	TEXAS A&M*	W	15-4, 15-6, 15-11
10/20	RICE*	W	14-16, 9-15, 15-8, 15-11, 15-9
10/22	HOUSTON*	W	15-9, 15-11, 15-12
10/25	at Texas*	L	9-15, 1-15, 5-15
INM Tournament, Albuquerque N.M. (3rd/4teams)			
10/27	vs New Mexico St.	L	3-15, 16-18, 6-15
10/28	vs Weber St.	W	15-17, 15-12, 15-12, 15-9
11/1	at Rice*	W	9-15, 4-15, 15-4, 15-8, 15-13
11/3	BAYLOR*	W	15-12, 15-4, 15-6
11/9	at Texas A&M*	W	13-15, 15-7, 8-15, 15-4, 15-12
11/10	at SW Texas	W	13-15, 15-7, 8-15, 15-4, 15-12
11/16	at Houston*	L	11-15, 9-15, 15-9, 15-7, 4-15
Women's Invitational Volleyball Championships (Tied 5th/8 teams)			
12/1	vs Iowa State	W	15-7, 13-15, 15-6, 15-6
12/1	vs Alabama-Birm.	W	15-8, 15-8, 15-17, 14-16, 17-15
12/1	vs Pittsburgh	L	12-15, 17-19, 15-7, 4-15

\*Southwest Conference match  
All home matches in Rec Center

**1990 (30-3/SWC: 8-2)**

Head Coach: Mike Jones

Date	Opponent	Result	Scores
Arizona State Tournament, Tempe, Ariz. (Won/4 teams)			
8/31	vs CS Northridge	W	15-13, 15-7, 15-12
8/31	vs UC Irvine	W	15-6, 15-7, 15
9/1	at Arizona State	W	15-13, 15-11, 5-15, 13-15, 15-6
9/1	vs Northern Arizona	W	15-9, 15-2, 8-15, 15-3
Auburn Invitational, Auburn, Ala. (Won/5 teams)			
9/14	vs Georgia	W	13-15, 15-7, 15-10, 15-6
9/14	vs Georgetown	W	15-3, 15-4, 15-10
9/15	at Auburn	W	15-10, 15-3, 15-5
9/15	vs Eastern Kentucky	W	15-10, 15-3, 15-5
Red Raider Classic (Won/4 teams)			
9/21	SOUTH FLORIDA	W	15-2, 15-7, 15-12
9/22	ARKANSAS STATE	W	15-5, 15-3, 15-7
9/22	UTEP	W	15-8, 15-6, 15-7
9/26	at Texas*	L	16-14, 7-15, 4-15, 11-15
Baylor Classic, Waco (Won/4 teams)			
9/28	at Baylor*	W	15-9, 15-7, 15-5
9/29	vs Lamar	W	14-16, 15-2, 15-2, 15-3
9/29	vs Sam Houston State	W	15-2, 15-12, 15-11
10/5	at North Texas	W	15-4, 15-6, 15-9
10/6	vs NE Louisiana	W	15-3, 15-8, 15-12
10/6	at UT-Arlington	W	15-10, 15-11, 15-8
10/10	at Texas A&M*	W	15-10, 11-15, 17-15, 15-10
10/14	TEXAS*	L	9-15, 14-16, 18-16, 8-15
10/20	at Houston*	W	15-5, 16-14, 15-6
10/22	at Rice*	W	15-7, 15-9, 15-2
10/27	BAYLOR*	W	15-8, 15-7, 15-3
11/1	TEXAS A&M*	W	15-9, 6-15, 15-4, 15-7
UTEP Tournament (Won/4 teams)			
11/2	vs UT-San Antonio	W	15-6, 15-2, 15-6
11/3	vs Tulsa	W	5-1, 15-4, 15-4
11/3	at UTEP	W	15-4, 15-2, 15-6
11/6	RICE*	W	15-5, 15-10, 15-5
11/12	SOUTHWEST TEXAS	W	15-12, 15-12, 15-1
11/16	HOUSTON*	W	15-3, 21-19, 15-17
11/21	CAL POLY SLO	W	15-12, 15-4, 16-14
NCAA First Round, Arlington			
12/1	at UT-Arlington	W	16-14, 15-4, 16-14
NCAA South Regionals, Austin			
12/7	vs LSU	L	11-15, 12-15, 5-15

\*Southwest Conference match  
All home matches in Rec Center

## YEAR BY YEAR RESULTS

**1991 (26-6/SWC: 8-2)**

Head Coach: Mike Jones

Date	Opponent	Result	Scores
Kentucky Tournament, Lexington, Ky. (Tied 2/4 teams)			
8/31	at Kentucky	L	15-8, 13-15, 15-5, 10-15, 7-15
8/31	vs Nebraska	L	15-13, 15-12, 5-15, 10-15, 10-15
8/31	vs Wisconsin	W	15-11, 15-4, 15-13
9/4	UT-ARLINGTON	W	15-17, 16-17, 15-3, 15-7, 15-7
9/6	UTEP	W	15-3, 10-15, 15-10, 15-7
9/7	LAMAR	W	15-7, 15-8, 15-3
NMSU Classic, Las Cruces, N.M. (Won/4 teams)			
9/13	vs Cal Poly SLO	W	15-1, 15-7, 15-4
9/13	at New Mexico State	W	15-8, 15-3, 15-8
9/14	vs North Carolina	W	15-1, 15-5, 15-8
9/15	at UTEP	W	15-9, 15-6, 15-8
Red Raider Classic (Won/3 teams)			
9/20	SAM HOUSTON ST.	W	15-3, 15-6, 15-11
9/21	ILL. CHICAGO	W	15-2, 15-10, 15-17, 15-7
9/29	TEXAS*	L	3-15, 12-15, 17-16, 10-15
Arkansas State Tournament, State Univ. Ark. (Won/4 teams)			
10/4	vs Southern Illinois	W	15-7, 15-10, 15-8
10/4	vs Tennessee	W	15-3, 15-11, 6-15, 15-6
10/5	at Arkansas State	W	15-2, 15-2, 6-15, 15-12
10/9	HOUSTON*	W	15-12, 15-2, 15-12
10/16	at Rice*	W	15-8, 15-9, 15-7
10/18	at Baylor*	W	15-3, 15-6, 16-14
10/19	at SW Texas	W	15-5, 15-10, 15-7
10/23	TEXAS A&M*	W	15-3, 15-9, 15-2
10/30	at Houston*	W	8-15, 16-14, 17-15, 16-14, 15-9
11/1	at South Florida	W	15-6, 13-15, 15-8, 15-4
11/2	vs Auburn	W	15-5, 15-10, 15-11
11/2	at Florida	L	14-16, 9-15, 15-10, 12-15
11/9	BAYLOR*	W	15-9, 15-5, 8-15, 15-5
11/12	RICE*	W	15-8, 15-8, 15-14
11/15	at Texas*	L	3-15, 3-15, 11-15
11/20	at Texas A&M*	W	15-5, 15-4, 15-13
11/23	OKLAHOMA	W	15-9, 15-7, 8-15, 13-15, 15-10

\*Southwest Conference match

All home matches in Rec Center

**1992 (23-10/SWC: 7-3)**

Head Coach: Mike Jones

Date	Opponent	Result	Scores
Oklahoma Open, Norman, Okla. (Won/4 teams)			
9/4	vs North Texas	W	15-4, 15-2, 15-2
9/5	vs Northern Arizona	W	15-9, 15-7, 6-15, 15-8
9/5	at Oklahoma	W	15-9, 15-6, 15-5
9/8	NEW MEXICO STATE	W	15-0, 9-15, 15-11, 15-7
9/11	UT-ARLINGTON	W	15-3, 15-7, 15-4
Red Raider Classic (2nd/4 teams)			
9/18	GONZAGA	W	15-6, 15-10, 15-6
9/19	AUBURN	W	15-10, 15-5, 9-15, 15-7
9/19	NEW MEXICO	L	15-13, 11-15, 12-15, 9-15
9/23	TEXAS A&M*	W	13-15, 15-7, 15-10, 15-10
Cal Poly Tournament, San Luis Obispo, Calif. (Won/3teams)			
9/25	at Cal Poly	W	15-4, 15-12, 11-15, 14-16, 15-9
9/26	vs Pepperdine	W	2-15, 2-15, 15-9, 15-5, 15-13
9/30	at Texas*	L	13-15, 4-15, 13-15
10/7	at Houston*	L	5-15, 4-15, 9-15
10/9	at Lamar	W	15-11, 17-15, 15-9
10/10	at Sam Houston State	W	15-12, 15-13, 15-3
10/13	RICE*	W	15-13, 15-5, 15-7
10/16	UTEP	W	15-6, 15-5, 15-13
10/17	BAYLOR*	W	15-8, 15-9, 15-2
10/21	at Texas A&M*	W	15-4, 15-2, 2-15, 15-15
10/24	TEXAS*	W	10-15, 15-7, 11-15, 15-3, 15-9
10/28	HOUSTON*	L	13-15, 15-10, 15-8, 7-15, 8-15
10/31	at UT-Arlington	L	7-15, 13-15, 6-15
11/4	at Baylor*	W	15-6, 15-12, 13-15, 15-4
Husker Challenge, Lincoln, Neb. (Tied 2/4 teams)			
11/6	at Nebraska	L	7-15, 9-15, 7-15
11/7	vs Wichita State	W	15-13, 15-12, 15-9
11/14	at Rice*	W	15-7, 15-8, 15-5
11/16	SW TEXAS STATE	W	15-6, 6-15, 15-12, 15-4

Southwest Conference Tournament, Austin (2nd/6 teams)

11/20	vs Rice	W	15-12, 15-1, 9-15, 15-5
11/21	vs Houston	W	13-15, 15-12, 15-9, 15-5
11/22	at Texas	L	6-15, 12-15, 3-15
Bankers Classic, Stockton, Calif. (4th/4 teams)			
11/27	at Pacific	L	10-15, 3-15, 6-15
11/28	vs UC-Santa Barbara	L	9-15, 12-15, 6-15
NCAA First Round, Lubbock			
12/2	LSU	L	7-15, 8-15, 5-15

\*Southwest Conference match

**1993 (14-16/SWC: 3-7)**

Head Coach: Mike Jones

Date	Opponent	Result	Scores
9/1	OKLAHOMA	W	9-15, 15-9, 16-14, 7-15, 15-12
9/3	LOUISIANA TECH	W	15-13, 15-2, 15-4
9/4	LOUISIANA TECH	W	16-14, 8-15, 15-7, 15-5
9/8	UT-ARLINGTON	W	15-11, 15-4, 15-6
Gonzaga Spikeoff, Spokane, Wash. (2nd/4 teams)			
9/10	vs Oregon	W	15-4, 11-15, 15-12, 15-11
9/11	vs Weber State	W	15-6, 10-15, 15-13, 16-14
9/11	at Gonzaga	L	14-16, 15-13, 10-15, 12-15
Red Raider Classic, Lubbock (3rd/4 teams)			
9/17	PEPPERDINE	W	4-15, 15-13, 15-12, 7-15, 15-5
9/18	MONTANA	L	8-15, 9-15, 15-13, 15-11, 16-18
9/18	KENTUCKY	L	6-15, 15-6, 15-10, 11-15, 10-15
9/22	at Texas A&M*	L	11-15, 6-15, 13-15
9/29	RICE*	W	15-2, 11-15, 15-9, 15-10
10/1	at Oklahoma	L	1-15, 14-16, 4-15
10/2	at North Texas	W	15-10, 15-5, 12-15, 15-6
10/6	at Houston*	L	6-15, 13-15, 15-17
10/9	at Baylor*	L	9-15, 15-11, 5-15, 2-15
10/13	at UTEP	L	15-5, 3-15, 15-13, 15-17, 13-15
10/16	TEXAS*	L	12-15, 6-15, 7-15
10/20	TEXAS A&M*	L	13-15, 13-15, 9-15
10/23	at Rice*	W	12-15, 15-7, 15-11, 15-11
10/27	HOUSTON*	L	16-14, 5-15, 9-15, 15-8, 12-15
10/30	at UT-Arlington	W	13-15, 6-15, 15-3, 15-12, 15-9
11/3	BAYLOR*	W	15-7, 11-15, 1-15-12
11/12	at Texas*	L	10-15, 8-15, 8-15
11/13	at SW Texas St.	L	6-15, 9-15, 8-15

Southwest Conference Tournament, Lubbock Civic Center (Tied

3rd/6 teams)

11/19	BAYLOR	W	15-5, 13-15, 15-13, 15-13
11/20	TEXAS	L	8-15, 15-13, 6-15, 9-15

Albuturkey Classic, Albuquerque, N.M. (3rd/4 teams)

11/26	at New Mexico	L	6-15, 11-15, 12-15
11/27	vs Arizona	L	1-15, 11-15, 3-15
11/27	vs Alabama-Birm.	W	15-6, 15-4, 15-11

\*Southwest Conference match

**1994 (15-15/SWC: 4-6)**

Head Coach: Mike Jones

Date	Opponent	Result	Scores
Sun Devil Challenge, Tempe, Ariz. (T 2nd/4 teams)			
9/2	vs Minnesota	L	16-14, 9-15, 9-15, 11-15
9/2	vs New Mexico St.	W	15-4, 16-14, 15-9
9/3	at Arizona State	L	7-15, 14-16, 15-8, 13-15
9/3	vs George Wash.	W	6-15, 17-15, 15-12, 4-15, 15-8
9/7	UTEP	W	15-5, 15-12, 15-11
Red Raider Classic, Lubbock (4th/4 teams)			
9/9	IOWA STATE	L	10-15, 14-16, 15-9, 8-15
9/10	NEW MEXICO ST.	L	15-12, 16-14, 7-15, 14-16, 11-15
9/11	FLORIDA	L	4-15, 7-15, 7-15
LSU Tiger Classic, Baton Rouge, La.			
9/16	vs Nebraska	L	4-15, 4-15, 0-15
9/17	at LSU	W	15-4, 15-10, 15-3
9/17	vs Maryland	L	15-17, 12-15, 7-15
9/21	TEXAS A&M*	W	15-12, 15-13, 15-3
9/25	OKLAHOMA	W	15-13, 18-16, 12-15, 15-9
9/28	at Rice*	W	15-10, 15-7, 15-13
10/1	at UT-Arlington	W	15-3, 15-10, 15-10
10/2	vs Tulane	W	15-4, 15-11, 15-10
10/5	HOUSTON*	L	7-15, 15-12, 6-15, 15-13, 12-15
10/8	BAYLOR*	W	15-7, 16-14, 17-15
10/12	TEXAS*	L	15-17, 16-18, 5-15
10/15	SW TEXAS ST.	W	15-5, 12-15, 15-9, 15-9
10/19	at Texas A&M*	L	10-15, 8-15, 4-15
10/21	RICE*	W	15-3, 15-7, 15-11
10/23	at North Texas	L	10-15, 12-15, 14-16
10/26	at Houston*	L	7-15, 5-15, 2-15

10/28	at Oklahoma	W	15-10, 11-15, 15-11, 10-15, 15-12
11/2	at Baylor*	L	13-15, 12-15, 13-15
11/9	UT-ARLINGTON	W	14-16, 15-11, 15-11, 15-10
11/12	at Texas*	L	8-15, 11-15, 5-15

Southwest Conference Tournament, Houston (Rice host) (Tied

3rd/6 teams)

11/18	vs Baylor	W	15-10, 15-12, 15-6
11/19	vs Houston	L	8-16, 11-15, 5-15

\*Southwest Conference match

**1995 (21-12/SWC: 4-6)**

Head Coach: Jeff Nelson

Date	Opponent	Result	Scores
Sun Devil Challenge, Tempe, Ariz. (3rd/4 teams)			
9/1	vs UC-Santa Barbara	L	6-15, 10-15, 3-15
9/1	vs Missouri	W	15-4, 15-12, 15-13
9/2	at Arizona	L	4-15, 9-15, 7-15
Red Raider Classic, Lubbock (2nd/4 teams)			
9/8	ARKANSAS ST	W	15-2, 4-15, 15-3, 17-15
9/9	EASTERN MICHIGAN	W	15-4, 15-1, 14-16, 13-15, 15-10
9/9	ARIZONA STATE	L	9-15, 13-15, 10-15
9/13	at North Texas	W	15-6, 9-15, 8-12, 15-8
Iowa State Tournament, Ames, Iowa (Won/4 teams)			
9/15	vs Rhode Island	W	15-3, 15-12, 15-3
9/16	vs Northern Illinois	W	15-8, 15-10, 15-9
9/16	at Iowa State	W	15-6, 14-16, 6-15, 15-10, 15-11
9/20	HOUSTON*	L	15-9, 15-6, 10-15, 6-15, 9-15
9/22	at West Virginia	W	13-15, 15-11, 15-12, 15-11
9/23	vs American	W	15-6, 15-10, 18-16
9/24	at Pittsburgh	W	10-15, 15-13, 6-15, 15-10, 15-11
9/27	BAYLOR*	W	15-8, 15-9, 15-7
9/30	LAMAR	W	15-5, 15-10, 15-11
10/4	at Texas*	L	15-13, 11-15, 7-15, 7-15
10/7	at Texas A&M*	L	11-15, 7-15, 9-15
10/11	RICE*	L	11-15, 15-7, 15-17, 15-6, 9-15
10/13	NEVADA	W	15-10, 15-4, 15-9
10/18	at Houston*	L	15-10, 15-5, 13-15, 12-15, 15-12
10/21	at Baylor*	W	1-15, 15-12, 8-15, 15-3, 15-13
10/22	at SW Texas State	W	15-11, 15-7, 15-10
10/25	TEXAS*	L	15-10, 8-15, 6-15, 11-15
11/3	TEXAS A&M*	L	16-14, 10-15, 12-15, 7-15
11/5	at UT-Arlington	L	4-15, 14-16, 10-15
11/8	at Rice*	W	15-5, 8-15, 15-9, 15-9
11/10	at Texas El-Paso	W	15-1, 15-7, 15-9
SWC Tournament, Houston (UH) (T3/6 teams)			
11/18	vs Baylor	W	15-8, 10-15, 15-4, 16-14
11/19	vs Texas A&M	L	10-15, 11-15, 7-15
11/24	vs New Mexico	W	15-13, 15-13, 15-4
NCAA East Region Playoffs			
11/29	ARKANSAS STATE	W	15-2, 12-15, 10-15, 15-6, 15-11
12/2	at Florida	L	15-6, 15-13, 9-15, 5-15, 16-18

\*Southwest Conference match

## YEAR BY YEAR RESULTS

**1996 (25-9/BIG 12: 12-8)**

Head Coach: Jeff Nelson

Date	Opponent	Result	Scores
Nevada Invitational, Reno, Nev. (Won)			
8/30	vs Portland	W	15-3, 15-9, 15-7
8/30	vs Southern Methodist	W	15-5, 15-0, 15-9
8/31	vs Wichita State	W	15-4, 15-4, 9-15, 15-5
8/31	at Nevada	W	15-4, 15-4, 15-7
NMSU Roadrunner Classic, Las Cruces, N.M. (Won)			
9/5	vs SW Missouri St.	W	15-8, 15-9, 12-15, 15-11
9/6	at New Mexico St.	W	15-1, 15-3, 15-3
9/6	vs South Alabama	W	15-2, 15-6, 15-11
Red Raider Classic, Lubbock (Won)			
9/13	UNLV	W	15-7, 15-7, 15-6
9/14	NORTH TEXAS	W	15-2, 15-8, 15-6
9/14	VIRGINIA	W	15-10, 11-14, 15-9
NW Arkansas Invitational, Fayetteville, Ark. (Won)			
9/20	vs Southern Methodist	W	5-4, 16-14, 15-4
9/21	vs Stephen F Austin	W	15-10, 15-4, 14-16, 7-15, 15-9
9/21	at Arkansas	W	15-3, 15-4, 15-13
9/27	MISSOURI*	W	15-10, 15-13, 15-6
9/29	IOWA STATE*	W	15-7, 15-9, 15-4
10/4	at Texas*	L	9-15, 7-15, 15-17
10/6	at Texas A&M*	L	4-15, 6-15, 13-15
10/11	KANSAS*	W	15-2, 10-15, 15-12, 15-10
10/12	KANSAS STATE*	W	15-12, 15-11, 4-15, 4-15, 15-9
10/16	BAYLOR*	W	15-11, 15-4, 15-13
10/18	at Oklahoma*	W	15-5, 10-15, 15-13, 15-13
10/25	COLORADO*	L	15-5, 8-15, 16-14, 11-15, 8-15
10/26	NEBRASKA*	W	7-15, 15-9, 10-15, 15-13, 15-12
11/1	at Kansas State*	L	15-12, 7-15, 16-14, 6-15, 4-15
11/2	at Kansas*	W	15-10, 15-8, 15-11
11/8	TEXAS A&M*	L	1-15, 10-15, 15-7, 15-7, 10-15
11/9	TEXAS*	L	6-15, 12-15, 4-15
11/15	at Iowa State*	W	8-15, 15-9, 15-10, 15-11
11/17	at Missouri*	W	15-7, 15-6, 15-8
11/22	at Nebraska*	L	15-13, 2-15, 3-15, 5-15
11/23	at Colorado*	L	11-15, 15-17, 9-15
11/27	at Baylor*	W	15-11, 16-18, 15-11, 15-11
11/30	OKLAHOMA*	W	15-5, 15-13, 15-9
NCAA West Region Playoffs			
12/4	at Washington	L	5-15, 6-15, 9-15

**1997 (23-11/BIG 12: 10-10)**

Head Coach: Jeff Nelson

Date	Opponent	Result	Scores
Red Raider Shootout, Lubbock (Won)			
8/29	UT-SAN ANTONIO	W	15-5, 15-0, 15-11
8/29	PORTLAND	W	7-15, 15-5, 15-3, 15-8
8/30	SMU	W	15-5, 15-0, 16-14
8/30	OHIO	W	15-10, 15-7, 15-9
South Florida Tournament, Tampa, Fla. (Won)			
9/5	vs UT-Chattanooga	W	15-9, 15-7, 15-6
9/5	at South Florida	W	14-16
9/6	vs Ga. Southern	W	15-1, 15-2, 15-4
Red Raider Classic			
9/12	SW LOUISIANA	W	15-3, 15-6, 16-14
9/12	LOUISIANA TECH	W	15-3, 15-10, 15-3
9/13	SOUTH CAROLINA	L	15-8, 6-15, 14-16, 13-15
U.S. Air Force Academy Tournament, Colorado Springs, Colo.			
9/19	vs. Denver	W	15-7, 15-3, 15-7
9/19	at Air Force	W	15-12, 15-1, 15-10
9/20	vs. Hofstra	W	15-6, 15-6, 15-3
9/20	vs. William & Mary	W	15-3, 15-3, 15-2
9/26	at Missouri*	W	15-7, 15-7, 15-3
9/27	at Iowa State*	W	15-4, 15-7, 15-8
10/3	No. 13 TEXAS*	L	15-9, 15-11, 11-15, 15-6
10/4	No. 14 TEXAS A&M*	L	15-5, 15-10, 11-15, 15-2
10/10	at Kansas*	W	15-5, 15-6, 15-12
10/11	at Kansas State*	L	15-8, 15-10, 12-15, 15-10
10/15	at Baylor*	W	15-12, 15-13, 5-15, 15-10
10/18	OKLAHOMA*	L	10-15, 17-15, 12-15, 15-7, 15-13
10/24	at No. 20 Colorado*	W	7-15, 15-6, 15-10, 15-13
10/31	KANSAS STATE*	L	5-15, 15-5, 15-7, 16-14
11/1	KANSAS*	W	15-6, 15-13, 15-4
11/7	at No. 14 Texas A&M*	W	15-3, 11-15, 9-15, 15-12, 15-12
11/8	at No. 8 Texas*	L	15-4, 15-7, 15-5
11/11	at No. 11 Nebraska*	L	15-7, 15-7, 15-8
11/14	IOWA STATE*	W	15-5, 15-3, 10-15, 15-7
11/15	MISSOURI*	W	15-4, 15-8, 15-8

11/21	NEBRASKA*	L	8-15, 13-15, 15-10, 15-6, 15-10
11/22	No. 22 COLORADO*	L	15-12, 15-3, 15-7
11/26	BAYLOR*	W	15-2, 15-5, 15-13
11/28	at Oklahoma*	L	15-11, 15-7, 19-17

\*BIG 12 Conference match

**1998 (23-11/BIG 12: 12-8)**

Head Coach: Jeff Nelson

Date	Opponent	Result	Scores
9/2	at William & Mary	W	15-10, 15-4, 15-13
George Mason Invitational, Fairfax, Va. (Won)			
9/4	vs. UMBC	W	15-10, 15-8, 15-10
9/4	vs. Liberty	W	15-3, 15-9, 15-6
9/5	vs. UW-Milwaukee	W	15-9, 15-3, 15-4
9/5	at George Mason	W	15-1, 15-4, 15-9
Red Raider Classic Lubbock (2nd place)			
9/11	BELMONT	W	15-2, 15-7, 15-3
9/11	ORAL ROBERTS	W	16-14, 15-12, 15-3
9/12	CENTENARY	W	15-3, 15-6, 15-2
9/12	No. 5 UCSB	L	15-5, 15-9, 15-9
BYU Classic, Provo, Utah (2nd place)			
9/18	at No. 6 BYU	L	15-6, 15-9, 15-9
9/19	vs. Central Michigan	W	15-4, 15-0, 15-1
9/19	vs. Northern Illinois	W	15-3, 16-14, 15-4
9/25	No. 17 TEXAS A&M*	L	15-9, 15-3, 15-6
9/26	No. 13 TEXAS*	L	15-9, 18-16, 15-5
9/30	at SMU	W	15-12, 15-13, 15-9
10/2	at Missouri*	W	15-7, 6-15, 17-15, 15-9
10/3	at Iowa State*	W	15-7, 15-9, 15-1
10/9	No. 3 NEBRASKA*	L	15-4, 15-6, 15-11
10/10	No. 12 COLORADO*	L	15-11, 12-15, 15-8, 15-2
10/14	at Baylor*	W	16-14, 15-7, 15-10
10/17	at No. 23 Kansas State*	L	15-8, 15-12, 17-15
10/23	IOWA STATE*	W	15-0, 15-3, 12-15, 15-6
10/24	MISSOURI*	W	15-10, 15-10, 15-7
10/30	at No. 12 Texas*	L	15-2, 15-6, 11-15, 15-1
11/1	at No. 19 Texas A&M*	W	15-4, 15-12, 10-15, 15-7
11/6	OKLAHOMA*	W	15-9, 15-8, 15-7
11/7	KANSAS*	W	15-2, 15-2, 15-1
11/13	at No. 15 Colorado*	L	15-11, 5-15, 15-4, 15-6
11/14	at No. 3 Nebraska*	L	15-10, 15-5, 15-8
11/18	BAYLOR*	W	15-4, 16-14, 15-8
11/20	No. 17 KANSAS STATE*	W	10-15, 15-9, 15-11, 15-12
11/27	at Kansas*	W	15-8, 15-5, 15-6
11/28	at Oklahoma*	W	15-6, 15-9, 15-2
NCAA First Round, Gainesville, Fla.			
12/3	vs. Ohio State	L	12-15, 13-15, 15-10, 15-3, 15-10

\*BIG 12 Conference match

**1999 (18-15/BIG 12: 7-13)**

Head Coach: Jeff Nelson

Date	Opponent	Result	Scores
9/1	NEW MEXICO STATE	W	15-11, 15-11, 15-12
Red Raider Classic, Lubbock (2nd)			
9/3	SMU	W	15-15, 15-10, 15-8
9/3	NORTH CAROLINA ST.	W	15-7, 15-12, 15-10
9/4	WRIGHT STATE	W	15-8, 15-10, 15-7
9/4	UTAH	L	15-7, 0-15, 12-15
9/5	UT PAN-AMERICAN	W	15-1, 15-4, 15-5
Nanook Classic (how cool is that), Fairbanks, Alaska (Won)			
9/10	vs. Oregon State	W	15-6, 15-13, 13-15, 15-9
9/11	at Alaska Fairbanks	W	15-4, 15-2, 15-7
9/12	vs. Ball State	W	15-7, 11-15, 15-7, 15-9
UNM Tournament, Albuquerque, N.M. (2nd)			
9/17	vs. UTEP	W	15-6, 18-16, 15-12
9/18	vs. Loyola Marymount	L	9-15, 13-15, 14-16
9/18	at New Mexico	W	9-15, 15-4, 15-8, 15-11
9/24	NEBRASKA*	L	15-9, 11-15, 7-15, 1-15
9/25	at Kansas State*	L	10-15, 8-15, 1-15
9/29	TEXAS A&M*	L	3-15, 10-15, 10-15
10/2	at Kansas*	L	14-16, 15-12, 14-16, 5-15
10/6	at Colorado*	L	17-19, 9-15, 10-15
10/9	IOWA STATE*	W	15-10, 15-11, 15-5
10/12	at Baylor*	L	8-15, 8-15, 7-15
10/16	at Oklahoma*	W	15-4, 15-0, 15-5
10/17	TCU	W	15-6, 15-6, 15-5
10/20	TEXAS*	L	10-15, 15-17, 9-15
10/23	at Missouri*	W	15-7, 15-10, 15-5
10/27	KANSAS STATE*	W	15-12, 6-15, 12-15, 15-13
10/29	at Nebraska*	L	6-15, 3-15, 4-15
11/3	at Texas A&M*	L	3-15, 9-15, 2-15
11/6	KANSAS*	L	13-15, 10-15, 7-15

11/11	at Iowa State*	W	15-5, 15-10, 15-3
11/13	COLORADO*	L	15-17, 16-14, 7-15, 15-12, 13-15
11/17	BAYLOR*	L	13-15, 13-15, 6-15
11/21	OKLAHOMA*	W	15-6, 15-7, 15-7
11/24	at Texas*	L	7-15, 6-15, 8-15
11/27	MISSOURI*	W	15-3, 11-15, 15-5, 15-12

\*BIG 12 Conference match

**2000 (24-9/BIG 12: 12-8)**

Head Coach: Jeff Nelson

Date	Opponent	Result	Scores
Carolina Classic, Columbia, S.C. (Won, 5 teams)			
9/1	vs. Liberty	W	15-6, 15-0, 11-15, 15-7
9/1	vs. Xavier	W	15-11, 15-7, 15-4
9/2	at South Carolina	W	15-11, 15-10, 15-11
9/2	vs. Duke	W	15-7, 12-15, 15-13, 15-13
9/5	at TCU	W	15-13, 15-3, 15-8
Red Raider Classic, Lubbock (Won/4 teams)			
9/8	GEORGE MASON	W	15-7, 15-6, 15-6
9/9	TEXAS A&M-CC	W	15-3, 15-3, 15-3
9/9	TEXAS-ARLINGTON	W	15-7, 15-7, 15-13
9/13	at Baylor	L	15-6, 9-15, 11-15, 12-15
LSU Tournament, Baton Rouge, La. (Won/4 teams)			
9/15	vs. SE Louisiana	W	15-0, 15-13, 15-9
9/16	vs. Arkansas State	W	15-6, 15-11, 15-3
9/16	vs. Louisiana State	W	15-9, 15-9, 15-6
9/20	KANSAS STATE*	W	15-6, 15-17, 15-8, 14-16, 22-20
9/23	at Texas*	W	15-8, 13-15, 15-11, 15-10
9/27	MISSOURI*	W	15-11, 7-15, 16-14, 14-16, 15-12
9/30	at Kansas*	W	15-11, 5-15, 7-15, 15-12, 15-6
10/4	OKLAHOMA*	W	15-9, 15-6, 15-7
10/7	COLORADO*	L	13-15, 15-9, 15-6, 17-19, 6-15
10/11	at Texas A&M*	L	6-15, 12-15, 11-15
10/14	NEBRASKA*	L	10-15, 15-12, 10-15, 9-15
10/18	at Iowa State*	W	15-7, 15-7, 15-10
10/21	BAYLOR*	W	15-9, 11-15, 5-15, 20-18, 15-11
10/28	at Kansas State*	L	9-15, 15-11, 6-15, 15-6, 12-15
10/30	UTEP	W	15-8, 10-15, 15-5, 15-10
11/1	TEXAS*	W	15-8, 15-7, 15-5
11/2	at Missouri*	L	12-15, 10-15, 11-15
11/8	KANSAS*	W	15-1, 15-5, 15-11
11/11	at Oklahoma*	W	15-4, 15-1, 15-1
11/15	at Colorado*	L	7-15, 15-10, 4-15, 15-12, 12-15
11/18	TEXAS A&M*	W	10-15, 15-11, 12-15, 15-9, 15-13
11/22	at Nebraska*	L	2-15, 3-15, 9-15
11/25	IOWA STATE*	W	15-2, 15-7, 15-5
NCAA First Round, Honolulu, Hawaii			
11/30	vs. Utah	L	15-6, 8-15, 15-2, 10-15, 12-15

\*BIG 12 Conference match



## YEAR BY YEAR RESULTS

**2001 (18-14/BIG 12: 9-11)**

Head Coach: Jeff Nelson

Date	Opponent	Result	Scores
Utah Tournament (3rd/4 teams)			
8/31	vs. Georgia Tech	L	26-30, 23-30, 30-32
8/31	vs. Rhode Island	W	28-30, 29-31, 30-23, 30-16, 15-12
9/1	at Utah	L	15-30, 30-23, 28-30, 24-30
9/4	TCU	W	30-19, 30-25, 30-22
Red Raider Classic (Won/5 teams)			
9/7	SFA	W	26-30, 30-25, 30-23, 30-20
9/7	UTEP	W	30-27, 39-37, 30-21
9/8	LAMAR	W	26-30, 30-15, 30-24, 30-23
9/8	OHIO	W	30-24, 27-30, 30-23, 30-19
9/19	at Missouri*	L	27-30, 25-30, 30-26, 29-31
9/22	KANSAS STATE*	W	28-30, 30-22, 30-21, 31-29
9/26	at Colorado*	L	24-30, 17-30, 22-30
10/3	IOWA STATE*	W	30-21, 31-29, 30-18
10/6	at Kansas*	W	30-28, 26-30, 16-30, 30-21, 23-21
10/8	NEW MEXICO	W	30-22, 30-21, 30-27
10/10	TEXAS A&M*	L	38-36, 37-39, 21-30, 25-30
10/13	at Oklahoma*	W	30-17, 30-27, 30-19
10/15	TEXAS*	L	30-27, 30-23, 27-30, 26-30, 8-15
10/17	at Baylor*	W	34-32, 31-29, 29-31, 28-30, 19-17
10/20	NEBRASKA*	L	12-30, 19-30, 25-30
10/24	at Kansas State*	L	19-30, 22-30, 30-18, 25-30
10/27	KANSAS*	W	30-24, 30-21, 30-26
10/31	at Texas*	L	27-30, 30-25, 25-30, 30-28, 11-15
11/3	COLORADO*	L	26-30, 30-24, 25-30, 28-30
11/6	at Utep	W	23-30, 30-23, 30-24, 31-29
11/7	at NMSU	W	30-14, 30-27, 27-30, 30-20
11/10	OKLAHOMA*	W	30-17, 30-16, 30-15
11/14	MISSOURI*	L	23-30, 29-31, 23-30
11/17	at Iowa State*	W	36-34, 30-22, 30-19
11/18	at Nebraska*	L	21-30, 19-30, 14-30
11/21	BAYLOR*	W	26-30, 30-28, 31-29, 20-30, 15-9
11/24	at Texas A&M*	L	16-30, 13-30, 27-30
NCAA First Round, Salt Lake City, Utah			
11/29	at Utah	L	24-30, 29-31, 23-30

\*Big 12 Conference

**2002 (14-15/BIG 12: 9-11)**

Head Coach: Jeff Nelson

Date	Opponent	Result	Scores
Hofstra Classic, Hempstead, N.Y. (Won/4 teams)			
8/30	vs. Fairfield	W	30-22, 30-23, 30-17
8/30	at Hofstra	W	30-22, 30-18, 30-24
8/31	vs. Kentucky	W	30-17, 30-20, 30-19
UNLV Classic, Las Vegas, Nev. (4th/4 teams)			
9/6	vs. Ball State	L	27-30, 30-9, 24-30, 30-25, 11-15
9/7	at UNLV	L	30-25, 25-30, 28-30, 23-30
9/8	vs. Cal	L	22-30, 19-30, 22-30
Red Raider Classic (2nd /4 teams)			
9/13	CLEMSON	W	28-30, 30-21, 30-26, 30-20
9/15	ASU	L	30-25, 30-27, 25-30, 14-16
9/17	NMSU	W	30-26, 30-26, 30-18
9/21	at Iowa State*	W	30-26, 30-14, 30-28
9/25	No. 5 NEBRASKA*	L	24-30, 12-30, 23-30
9/28	at Kansas*	L	19-30, 27-30, 28-30
10/2	at Kansas State*	L	20-30, 30-28, 18-30, 30-28, 12-15
10/5	No. 21 MISSOURI*	W	26-30, 30-25, 30-24, 30-23
10/9	at Baylor*	L	25-30, 24-30, 26-30
10/12	TEXAS	L	28-30, 25-30, 24-30
10/16	at Texas A&M*	L	22-30, 27-30, 30-28, 30-20, 12-15
10/19	COLORADO*	L	33-31, 34-36, 29-31, 26-30
10/23	OKLAHOMA*	W	30-20, 30-20, 30-18
10/30	KANSAS STATE*	L	27-30, 33-31, 22-30, 30-21, 13-15
11/2	No. 4 at Nebraska*	L	20-30, 20-30, 25-30
11/6	KANSAS*	W	30-24, 31-29, 30-17
11/9	at Oklahoma*	W	30-21, 30-26, 30-18
11/13	BAYLOR*	W	30-32, 30-21, 30-20, 30-19
11/16	at Texas*	L	25-30, 30-28, 28-30, 28-30
11/20	at Colorado*	W	30-26, 30-24, 31-29
11/23	TEXAS A&M*	W	30-28, 30-27, 19-30, 30-25
11/27	IOWA STATE*	W	31-29, 30-22, 30-18
11/30	No. 19 at Missouri*	L	19-30, 21-30, 30-32

\*Big 12 Conference

**2003 (11-18/BIG 12: 3-17)**

Head Coach: Nancy Todd

Date	Opponent	Result	Score
Islander Invitational, Corpus Christi (Won/5 teams)			
8/29	vs. Sam Houston	W	30-27, 30-26, 27-30, 30-27
	vs. Southern Miss.	W	30-25, 30-25, 30-17
8/30	vs. No. Carolina A&T	W	30-16, 30-15, 30-25
	vs. Texas A&M-CC	W	30-14, 30-15, 30-17
Big Orange Bash, Clemson, S.C. (Won/4 teams)			
9/5	vs. Coll. of Charleston	W	29-31, 30-21, 30-27, 30-15
9/6	vs. Winthrop	W	30-24, 30-28, 30-21, 30-24
	at Clemson	W	30-21, 28-30, 30-28, 30-22
9/8	at UTEP	W	22-30, 21-30, 30-27, 30-27, 17-15
9/10	at New Mexico State	L	18-30, 25-30, 22-30
9/17	at Colorado*	L	22-30, 30-28, 20-30, 22-30
9/20	KANSAS STATE*	L	28-30, 24-30, 23-30
9/24	at Missouri*	L	13-20, 26-30, 22-30
9/27	at Nebraska*	L	18-30, 27-30, 17-30
10/1	IOWA STATE*	L	30-18, 27-30, 27-30, 21-30
10/4	KANSAS*	L	30-25, 24-30, 31-33, 25-30
10/8	at Texas A&M*	L	21-30, 25-30, 21-30
10/15	BAYLOR*	L	27-30, 30-28, 27-30, 30-28, 10-15
10/10	at Texas*	L	28-30, 28-30, 19-30
10/22	OKLAHOMA*	W	30-21, 30-24, 30-27
10/25	MISSOURI*	L	33-31, 28-30, 19-30, 20-30
10/29	NEBRASKA*	L	30-24, 25-30, 26-30, 27-30
11/1	at Baylor*	W	30-26, 30-25, 16-30, 28-30, 15-13
11/5	at Oklahoma*	L	30-19, 26-30, 28-30, 30-23, 13-15
11/8	COLORADO*	L	17-30, 23-30, 25-30
11/12	at Iowa State*	W	17-30, 30-21, 30-25, 17-30, 15-13
11/15	TEXAS A&M*	L	21-30, 30-21, 22-30, 32-30, 9-15
11/22	at Kansas State*	L	20-30, 28-30, 21-30
11/26	TEXAS*	L	18-30, 19-30, 28-30
11/29	at Kansas*	L	26-30, 23-30, 21-30

\*Big 12 Conference

**2004 (10-16/BIG 12: 4-16)**

Head Coach: Nancy Todd

Date	Opponent	Result	Score
SDSU Invitational, San Diego, Calif. (3rd/4 teams)			
9/3	at San Diego State	W	30-24, 31-33, 30-22, 30-16
9/3	vs Wichita State	L	30-28, 27-30, 21-30, 19-30
9/4	vs UCSB	L	18-30, 20-30, 23-30
Red Raider Classic (Won/4 teams)			
9/10	UT-PAN AMERICAN	W	30-21, 30-25, 22-30, 30-18
9/10	UTEP	W	30-16, 30-23, 30-28
9/11	NORTH TEXAS	W	30-22, 30-28, 30-28
9/15	OKLAHOMA*	W	30-27, 30-26, 21-30, 30-26
9/17	NEBRASKA*	L	30-32, 23-30, 11-30
9/22	at Kansas*	L	24-30, 23-30, 20-30
9/25	at Iowa State*	W	30-28, 28-30, 30-27, 30-22
9/29	COLORADO*	L	16-30, 21-30, 30-24, 24-30
10/1	at Texas A&M*	L	30-27, 22-30, 30-26, 22-30, 10-15
10/6	TEXAS*	L	27-30, 27-30, 13-30
10/13	at Baylor*	W	28-30, 30-24, 30-18, 30-27
10/16	KANSAS STATE*	L	28-30, 16-30, 24-30
10/20	at Missouri*	L	20-30, 15-30, 30-26, 20-30
10/23	TEXAS A&M*	L	30-19, 29-31, 28-30, 30-26, 15-17
10/27	BAYLOR*	W	30-23, 24-30, 27-30, 30-28, 15-12
10/30	at Colorado*	L	19-30, 30-32, 30-28, 28-30
11/3	at Nebraska*	L	10-30, 14-30, 22-30
11/6	MISSOURI*	L	30-27, 21-30, 26-30, 28-30
11/10	at Oklahoma*	L	28-30, 33-31, 31-29, 29-31, 8-15
11/13	IOWA STATE*	W	31-29, 30-27, 30-25
11/20	at Kansas State*	W	27-30, 24-30, 30-28, 30-25, 15-12
11/24	KANSAS*	L	25-30, 24-30, 25-30
11/27	at Texas*	L	25-30, 26-30, 13-30

\*Big 12 Conference

**2005 (11-20/BIG 12: 4-16)**

Head Coach: Nancy Todd

Date	Opponent	Result	Score
Univ. of Houston Tournament, Houston (3rd/3 teams)			
8/27	vs. Wichita State	L	14-30, 19-30, 24-30
8/27	at Houston	L	16-30, 28-30, 30-28, 20-30
at SMU Tournament, Dallas (Won/4 teams)			
9/2	vs. Oral Roberts	W	24-30, 30-26, 30-20, 30-25
9/3	vs. Stony Brook	W	30-19, 30-22, 30-20
9/3	at SMU	W	30-16, 30-26, 30-17
9/6	at Rice	W	28-30, 30-27, 26-30, 30-25, 15-10
Red Raider Round Up, Lubbock (2nd/4 teams)			
9/9	SAN DIEGO STATE	W	30-17, 30-24, 25-30, 30-15
9/10	GEORGIA	W	30-22, 23-30, 30-21, 30-18
9/10	BOISE STATE	L	27-30, 30-20, 25-30, 31-33
9/14	BAYLOR*	L	30-27, 31-33, 22-30, 20-30
9/17	at Kansas State*	L	17-30, 18-30, 27-30
9/21	OKLAHOMA*	W	30-27, 30-26, 30-21
9/28	KANSAS*	W	30-28, 30-25, 30-19
10/1	MISSOURI*	L	30-27, 30-28, 23-30, 21-30, 12-15
10/4	at Iowa State*	L	13-30, 19-30, 17-30
10/8	COLORADO*	W	30-28, 30-25, 19-30, 26-30, 16-14
10/12	at Nebraska*	L	16-30, 18-30, 22-30
10/15	at Colorado State*	L	22-30, 17-30, 20-30
10/16	at Wyoming	W	30-25, 30-25, 30-22
10/19	Texas*	L	21-30, 24-30, 30-25, 21-30
10/22	Texas A&M*	W	30-28, 30-25, 28-30, 27-30, 17-15
10/26	at Oklahoma*	L	25-30, 32-30, 21-30, 30-27, 13-15
10/29	NEBRASKA*	L	22-30, 11-30, 16-30
11/2	at Missouri*	L	18-30, 18-30, 19-30
11/5	at Colorado*	L	25-30, 23-30, 19-30
11/9	KANSAS STATE*	L	21-30, 30-25, 21-30, 17-30
11/12	at Kansas*	L	26-30, 25-30, 22-30
11/16	at Texas*	L	19-30, 20-30, 18-30
11/19	Iowa State*	L	27-30, 23-30, 28-30
11/21	at Texas A&M*	L	28-30, 28-30, 25-30
11/26	at Baylor*	L	28-30, 30-22, 30-23, 25-30, 15-17

\*Big 12 Conference

**2006 (12-17/Big 12: 5-15)**

Head Coach: Nancy Todd

Date	Opponent	Result	Score
Sun Bowl Invitational, El Paso (2nd/5 teams)			
8/25	vs. Sacramento State	L	18-30, 23-30, 30-25, 26-30
8/25	at UTEP	W	30-15, 30-25, 29-31, 20-30, 15-7
8/26	vs. Eastern Michigan	W	30-25, 30-27, 35-37, 20-30, 15-9
8/26	vs. New Mexico State	L	30-23, 29-31, 30-27, 22-30, 10-15
UTPA Volleyball Tournament, Edinburg (Won/3 teams)			
9/2	vs. Texas State	W	30-25, 30-27, 30-22
9/2	at UTPA	W	30-19, 30-19, 30-23
USF Invitational, Tampa, Fla. (Won/4 teams)			
9/8	vs. Wright State	W	30-23, 28-30, 30-19, 30-23
9/9	vs. Jacksonville	W	30-16, 30-26, 30-27
9/9	at USF	W	30-20, 30-17, 30-25
9/13	at No. 5 Texas*	L	21-40, 19-30, 28-30
9/16	COLORADO*	L	27-30, 28-30, 22-30
9/20	at Baylor*	L	30-28, 23-30, 27-30, 30-17, 13-15
9/23	at No. 1 Nebraska*	L	27-30, 17-30, 24-30
9/27	KANSAS*	W	30-26, 30-25, 22-30, 30-25
9/30	No. 19 MISSOURI*	L	26-30, 20-30, 24-30
10/4	at Texas A&M*	W	27-30, 30-28, 31-33, 30-22, 15-12
10/11	No. 24 OKLAHOMA*	L	30-21, 30-18, 25-30, 24-30, 8-15
10/14	IOWA STATE*	W	24-30, 32-30, 27-30, 30-22, 17-15
10/18	at Kansas State*	L	22-30, 30-24, 30-32, 19-30
10/21	at Colorado*	L	21-30, 27-30, 31-33
10/25	No. 8 TEXAS*	L	31-29, 21-30, 19-30, 21-30
10/28	at Kansas*	W	27-30, 30-28, 22-30, 30-28, 15-9

## YEAR BY YEAR RESULTS

## 2007 (7-22/BIG 12: 1-19)

Head Coach: Nancy Todd

Date	Opponent	Result	Score
UNLV Tournament, Las Vegas, Nev. (2nd/4 teams)			
8/24	vs Virginia	L	30-28, 26-30, 22-30, 24-30
8/25	at UNLV	W	30-27, 21-30, 30-26, 30-12
8/25	vs Arizona State	W	30-24, 30-22, 30-24
Red Raider Round Up, Lubbock (2nd/4 teams)			
8/31	VILLANOVA	W	30-20, 28-30, 24-30, 30-25, 16-14
9/1	LAMAR	W	30-25, 21-30, 30-21, 27-30, 15-8
9/1	SMU	L	26-30, 30-22, 30-32, 26-30
Syracuse Tournament, Syracuse, N.Y. (2nd/4 teams)			
9/7	vs FORDHAM	W	30-26, 30-22, 30-20
9/8	vs PRINCETON	W	30-22, 30-27, 27-30, 30-27
9/8	at Syracuse	L	32-30, 25-30, 28-30, 28-30
9/12	COLORADO*	W	30-19, 30-24, 24-30, 27-30, 15-12
9/15	NEBRASKA*	L	19-30, 15-30, 20-30
9/19	at Texas A&M*	L	27-30, 21-30, 30-21, 30-27, 10-15
9/22	at Kansas*	L	27-30, 24-30, 25-30
9/26	TEXAS*	L	17-30, 30-26, 20-30, 17-30
9/29	IOWA STATE*	L	15-30, 25-30, 30-28, 17-30
10/3	at Baylor*	L	17-30, 30-28, 20-30, 22-30
10/6	at Missouri*	L	23-30, 29-31, 16-30
10/10	OKLAHOMA*	L	28-30, 26-30, 18-30
10/17	at Kansas State*	L	22-30, 15-30, 14-30
10/20	TEXAS A&M*	L	21-30, 25-30, 14-30
10/24	at Iowa State*	L	32-34, 15-30, 24-30
10/27	BAYLOR*	L	24-30, 26-30, 24-30
10/31	KANSAS STATE*	L	14-30, 19-30, 22-30
11/3	at Colorado*	L	34-32, 20-30, 15-30, 19-30
11/7	at Oklahoma*	L	23-30, 21-30, 23-30
11/10	MISSOURI*	L	28-30, 26-30, 26-30
11/14	at TEXAS*	L	14-30, 15-30, 24-30
11/21	KANSAS*	L	28-30, 21-30, 23-30
11/24	at Nebraska*	L	18-30, 10-30, 11-30

\*Big 12 Conference

## 2008 (5-26/BIG 12: 0-20)

Head Coach: Nancy Todd

Date	Opponent	Result	Score
Mean Green Classic, Denton (Won/4 teams)			
08/29	at North Texas	W	25-21, 25-20, 25-17
08/30	vs UT-Arlington	W	20-25, 25-15, 25-19, 25-17
08/30	vs Jackson State	W	23-25, 25-12, 25-18, 25-15
Arizona Invitational, Tucson, Ariz. (4th/4 teams)			
9/5	vs Santa Clara	L	22-25, 13-25, 21-25
9/5	vs Texas State	L	22-25, 19-25, 20-25
9/6	at Arizona	L	17-25, 21-25, 17-25
Red Raider Round Up, Lubbock (4th/4 teams)			
9/12	TCU	L	25-14, 23-25, 25-23, 27-29, 11-15
9/12	OKLAHOMA*	L	25-15, 20-25, 25-27, 25-17, 10-15
9/13	NEW ORLEANS	L	21-25, 15-25, 29-27, 18-25
9/17	at Baylor*	L	22-25, 19-25, 25-22, 22-25
Spike Ike Tournament, Denton (2nd/4 teams)			
9/19	vs Louisiana-Lafayette	W	31-33, 25-19, 25-16, 25-19, 9-1
9/19	vs Stephen F. Austin	L	17-25, 16-25, 25-23, 18-25
9/20	vs UT-Pan American	W	25-18, 25-18, 25-14
9/24	MISSOURI*	L	18-25, 24-26, 15-25
9/27	at Oklahoma*	L	25-22, 21-25, 25-21, 10-25, 12-15
10/1	No. 2 NEBRASKA*	L	13-25, 23-25, 13-25
10/4	KANSAS*	L	19-25, 25-17, 23-25, 22-25
10/8	at Colorado*	L	21-25, 16-25, 11-25
10/11	TEXAS A&M*	L	15-25, 14-25, 16-25
10/15	at Iowa State*	L	17-25, 14-25, 14-25
10/18	at No. 15 Kansas State*	L	18-25, 12-25, 17-25
10/22	No. 3 TEXAS*	L	15-25, 19-25, 16-25
10/25	COLORADO*	L	25-20, 25-22, 20-25, 23-25, 17-19
11/1	at Missouri*	L	15-25, 25-21, 14-25, 17-25
11/5	IOWA STATE*	L	14-25, 23-25, 22-25
11/8	at Kansas*	L	15-25, 10-25, 22-25
11/12	at No. 4 Texas*	L	9-25, 20-25, 15-25
11/19	BAYLOR*	L	25-19, 22-25, 25-21, 14-25, 13-15
11/22	at No. 3 Nebraska*	L	18-25, 13-25, 12-25
11/26	at Texas A&M*	L	19-25, 8-25, 18-25
11/29	No. 13 KANSAS STATE*	L	18-25, 18-25, 20-25

\*Big 12 Conference

## 2009 (2-27/BIG 12: 0-20)

Head Coach: Trish Knight

Date	Opponent	Result	Score
Creighton Tournament, Omaha, Neb. (4th/4 teams)			
8/28	at Creighton	L	15-25, 21-25, 16-25
8/29	vs No. 10 Illinois	L	20-25, 15-25, 11-25
9/2	at Texas State	L	23-25, 24-26, 21-25
Univ. of New Orleans Tournament, New Orleans, La. (3rd/4 teams)			
9/4	vs Southeastern La.	W	25-21, 28-26, 25-19
9/5	vs Bowling Green St.	L	25-20, 20-25, 20-25, 18-25
9/5	at Univ. of New Orleans	L	22-25, 20-25, 22-25
Tulsa Tournament, Tulsa, Okla. (3rd/4 teams)			
9/11	vs Gonzaga	W	28-26, 25-19, 17-25, 25-17
9/12	vs Stephen F. Austin	L	19-25, 22-25, 25-23, 26-28
9/12	at Tulsa	L	19-25, 20-25, 19-25
9/16	at No. 8 Nebraska*	L	16-25, 23-25, 11-25
9/19	TEXAS A&M*	L	15-25, 11-25, 17-25
9/30	No. 14 IOWA STATE*	L	15-25, 14-25, 17-25
10/3	at Oklahoma*	L	15-25, 13-25, 21-25
10/7	No. 17 BAYLOR*	L	19-25, 23-25, 20-25
10/10	at Missouri*	L	17-25, 12-25, 15-25
10/14	at Colorado*	L	23-25, 25-21, 19-25, 17-25
10/17	No. 2 TEXAS*	L	21-25, 16-25, 17-25
10/21	KANSAS*	L	17-25, 17-25, 20-25
10/24	at No. 14 Iowa State*	L	15-25, 17-25, 19-25
10/28	No. 8 NEBRASKA*	L	12-25, 20-25, 20-25
10/31	at No. 22 Baylor*	L	17-25, 20-25, 23-25
11/7	Colorado*	L	21-25, 23-25, 18-25
11/8	at Kansas State*	L	17-25, 17-25, 25-18, 13-25
11/11	at No. 2 Texas*	L	25-19, 13-25, 10-25, 14-25
11/14	OKLAHOMA*	L	15-25, 19-25, 21-25
11/18	MISSOURI*	L	22-25, 20-25, 22-25
11/22	at Texas A&M*	L	17-25, 16-25, 17-25
11/24	at Kansas*	L	8-25, 15-25, 10-25
11/28	KANSAS STATE*	L	29-31, 13-25, 25-16, 22-25

\*Big 12 Conference

## 2010 (4-25/BIG 12: 2-18)

Head Coach: Trish Knight/Beth Falls

Date	Opponent	Result	Score
Rice Tournament, Houston, Texas (3rd/4 teams)			
8/27	at Rice	L	23-25, 16-25, 23-25
8/28	vs Mississippi	L	18-25, 16-25, 9-25
8/28	vs. UTSA	W	25-23, 25-17, 21-25, 25-21
SMU Tournament, Dallas, Texas (2nd/4 teams)			
9/3	at SMU	L	15-25, 20-25, 17-25
9/3	vs UC Davis	L	12-25, 18-25, 20-25
9/4	vs. Texas State	W	25-22, 25-23, 17-25, 19-25, 15-13
Colorado State Tournament, Fort Collins, Colo. (4th/4 teams)			
9/10	at #15 Colorado State	L	15-25, 16-25, 23-25
9/11	vs. Illinois State	L	20-25, 13-25, 15-25
9/11	vs. Northeastern	L	25-14, 14-25, 19-25, 18-25
9/15	MISSOURI*	L	24-26, 18-25, 21-25
9/18	KANSAS STATE*	L	17-25, 19-25, 23-25
9/22	at Oklahoma*	L	18-25, 18-25, 27-25, 17-25
9/25	at Texas A&M*	L	14-25, 20-25, 23-25
9/29	BAYLOR*	L	20-25, 13-25, 18-25
10/2	KANSAS*	W	21-25, 25-29, 25-22, 20-25, 15-7
10/6	at #10 Iowa State*	L	16-25, 16-25, 18-25
10/13	COLORADO*	L	26-24, 25-20, 15-25, 24-26, 26-28
10/16	at #11 Texas*	L	13-25, 14-25, 14-25
10/20	at #3 Nebraska*	L	14-25, 15-25, 13-25
10/23	OKLAHOMA*	L	20-25, 13-25, 26-28
10/27	TEXAS A&M*^	L	17-25, 22-25, 11-25
10/30	at Kansas*^	L	13-25, 26-28, 17-25
11/3	at Kansas State*^	L	25-20, 23-25, 20-25, 15-25
11/6	NEBRASKA*^	L	10-25, 18-25, 13-25
11/10	at Missouri*^	L	25-23, 17-25, 19-25, 19-25
11/13	TEXAS*^	L	12-25, 25-22, 20-25, 16-25
11/20	at Colorado*^	W	21-25, 25-20, 18-25, 25-16, 15-12
11/24	IOWA STATE*^	L	19-25, 14-25, 27-25, 14-25
11/27	at Baylor*^	L	15-25, 27-29, 28-26, 23-25

\*Big 12 Conference

^ Matches under interim head coach Beth Falls

## 2011 (15-17 • Big 12: 2-18)

Head Coach: Don Flora

Date	Opponent	Result	Score
TCU Tournament, Fort Worth, Texas (2nd/4 teams)			
8/26	at TCU	L	22-25, 23-25, 25-18, 22-25
8/27	vs. Connecticut	W	25-19, 25-23, 25-21
8/27	vs. Grambling State	W	25-11, 25-19, 25-13
Texas Tech Invitational (1st/5 teams)			
9/2	CENTRAL ARKANSAS	W	25-13, 25-18, 25-19
9/2	NORTHWESTERN ST.	W	25-15, 25-16, 25-17
9/3	MOREHEAD STATE	W	25-22, 25-17, 23-25, 32-30
9/6	at UT-Pan American	W	27-25, 25-11, 25-21
Louisiana Tech Tournament, Ruston, La. (1st/4 teams)			
9/9	vs. SE Louisiana	W	25-13, 25-19, 25-13
9/9	vs. Grambling State	W	25-11, 25-15, 25-11
9/10	at Louisiana Tech	W	25-14, 25-17, 27-25
UT Arlington Tournament, Arlington, Texas (1st/4 teams)			
9/16	vs. Prairie View A&M	W	25-9, 25-10, 25-20
9/17	vs. Louisiana-Lafayette	W	25-11, 25-20, 25-15
9/17	at UT Arlington	W	25-16, 25-18, 25-16
9/19	at North Texas	W	19-25, 25-15, 25-14, 25-21
9/24	#16 IOWA STATE*	L	16-25, 18-25, 16-15
9/26	at New Mexico	W	25-19, 20-25, 23-25, 25-20, 15-10
10/1	#25 OKLAHOMA*	L	25-22, 16-25, 25-18, 19-25, 15-17
10/5	at Baylor*	L	19-25, 23-25, 18-25
10/8	KANSAS STATE*	L	22, 25, 16-15, 19-25
10/12	at #10 Texas*	L	17-25, 17-25, 22-25
10/15	at Missouri*	L	22-25, 25-23, 22-25, 21-25
10/19	TEXAS A&M*	L	24-26, 25-21, 20-25, 25-17, 13-15
10/22	at Kansas*	L	25-22, 23-25, 11-25, 19-25
10/26	BAYLOR*	W	25-13, 18-25, 26-24, 10-25, 15-13
11/2	at Texas A&M*	L	14-25, 18-25, 17-25
11/5	at #13 Iowa State*	L	14-25, 19-25, 17-25
11/9	#8 TEXAS*	L	16-25, 15-25, 18-25
11/12	KANSAS*	L	25-20, 19-25, 21-25, 16-25
11/15	at San Jose State	L	24-26, 25-15, 21-25, 29-27, 12-15
11/19	at Kansas State*	L	22-25, 18-25, 25-23, 21-25
11/23	at Oklahoma*	L	12-25, 19-25, 33-35
11/26	MISSOURI*	L	21-25, 25-27, 22-25

\*Big 12 Conference match

## 2012 (14-18/Big 12: 3-13)

Head Coach: Don Flora

Date	Opponent	Result	Score
Boston College Classic, Boston, Mass. (1st/5 teams)			
8/24	vs. Fordham	W	26-24, 25-12, 27-29, 25-11
8/24	vs. Binghamton	W	25-22, 25-18, 25-20
8/25	vs. Siena	W	25-17, 19-25, 25-17, 25-19
8/25	at Boston College	W	20-25, 17-25, 25-21, 25-21, 15-11
Lone Star Showdown (1st/4 teams)			
8/31	TEXAS-PAN AMERICAN	W	25-21, 25-14, 25-21
8/31	SAN JOSE STATE	W	25-22, 28-26, 27-25
9/1	NORTHWESTERN ST.	W	25-14, 22-25, 25-21, 25-16
9/3	NORTH TEXAS	W	20-25, 25-22, 25-20, 25-22
Montana Tournament, Missoula, Mont. (2nd/4 teams)			
9/7	vs. Towson	L	17-25, 26-28, 22-25
9/8	vs. Furman	W	25-15, 2-25, 25-19, 16-25, 15-12
9/8	at Montana	W	25-15, 11-25, 25-19, 25-15
Rice Invitational, Houston, Texas (3rd/4 teams)			
9/14	vs. Houston Baptist	W	23-25, 25-23, 16-25, 25-21, 25-23
9/15	vs. Cal State Northridge	L	21-25, 16-25, 21-25
9/15	at Rice	L	23-25, 36-38, 21-25
9/19	at Nevada	L	26-24, 22-25, 20-25, 25-22, 11-15
9/22	KANSAS*	L	16-25, 16-25, 15-25
9/26	at TCU*	L	17-25, 19-25, 15-25
9/29	#9 TEXAS*	L	16-25, 23-25, 22-25

## YEAR BY YEAR RESULTS

**2013 (10-22 • Big 12: 3-13)**

Head Coach: Don Flora

Date	Opponent	Result	Score
Wildcat Invitational; Ogden, Utah (1st/4 teams)			
8/30	vs. Seattle	L	20-25, 19-25, 22-25
8/30	vs. UC Riverside	W	25-11, 25-16, 25-22
8/31	vs. Grand Canyon	W	25-20, 25-20, 22-25, 25-20
8/31	at Weber State	W	25-23, 20-25, 25-22, 25-14
9/3	ABILENE CHRISTIAN	W	25-17, 25-17, 25-19
Cougar Challenge; Pullman, Wash. (1st/4 teams)			
9/6	vs. Montana	W	26-24, 25-21, 23-25, 25-14
9/6	at Washington State	L	19-25, 22-25, 20-25
9/7	vs. South Dakota	L	12-25, 25-23, 18-25, 22-25
9/7	vs. Eastern Washington	L	23-25, 22-25, 25-23, 11-25
9/10	at Abilene Christian	L	11-25, 25-13, 18-25, 24-26
Lone Star Showdown; Lubbock, Texas (2nd/4 teams)			
9/13	MONTANA	L	16-25, 25-27, 18-25
9/13	NEVADA	W	25-18, 25-22, 25-21
9/14	CAL STATE FULLERTON	L	22-25, 18-25, 19-25
9/16	at Incarnate Word	L	25-18, 25-27, 25-21, 22-25, 13-15
9/17	at Texas State	W	20-25, 18-25, 27-25, 25-22, 15-11
9/25	at Oklahoma*	L	21-25, 22-25, 25-23, 19-25
10/2	#25 IOWA STATE*	L	21-25, 12-25, 13-25
10/5	WEST VIRGINIA*	L	26-24, 20-25, 19-25, 19-25
10/9	at #3 Texas*	L	19-25, 17-25, 16-25
10/12	at TCU*	W	25-22, 25-19, 20-25, 18-25, 15-11
10/16	#23 KANSAS*	L	16-25, 23-25, 16-25
10/19	at Kansas State*	L	19-25, 19-25, 22-25
10/23	NEW MEXICO	L	23-25, 19-25, 10-25
10/26	BAYLOR*	L	25-16, 20-25, 16-25, 20-25
10/30	at Iowa State*	L	20-25, 19-25, 28-26, 25-19, 12-15
11/2	at West Virginia*	L	13-25, 25-19, 24-26, 25-23, 14-16
11/6	KANSAS STATE*	W	25-20, 21-25, 27-25, 25-13
11/13	at Baylor*	L	21-25, 19-25, 22-25
11/16	#1 TEXAS*	L	12-25, 13-25, 17-25
11/20	OKLAHOMA*	L	15-25, 21-25, 25-22, 18-25
11/23	at #22 Kansas*	L	20-25, 21-25, 23-25
11/30	TCU*	W	25-21, 25-23, 25-18

\*Big 12 Conference match

## TEAM RECORDS

### WON-LOSS RECORDS

Most Matches Won:.....56 (of 63) in 1976  
 Most Games Won:.....92 (of 108) in 1990  
 Fewest Matches Won:.....2 in 2009  
 Consec. Matches Won:.....25 (9/10-10/9) in 1976  
 Consecutive Home Matches won: ..... 23  
 (10/31/75-9/25/77)  
 Consecutive Matches Lost: ..... 24  
 (9/10/03-10/18/03), and  
 (10/26/05-11/26/05)  
 Consecutive Games Won: ..... 26  
 (11/1/90-11/30/90)  
 Most Games Lost:.....104 (of 180) in 1983  
 Most Matches Lost:.....36 (of 64) in 1981  
 Best Match Winning Pct.:..... .909 (30-3) in 1990  
 Game Winning Pct.:..... .852 (91-16) in 1990

### SEASON RECORDS

Most Kills:..... 2,060 (123 games) in 2000  
 Attempts:..... 5,300 (123 games) in 2000  
 Hitting Percentage:..... .247 (11 games) in 1998  
 Assists:..... 1,891 (123 games) in 2000  
 Assists Per Game:..... 14.69 (111 games) in 1998  
 Service Aces:..... 244 (117 games) in 1988  
 Digs: ..... 2,342 (122 games) in 1989  
 Solo Blocks:..... 140 (114 games) in 1991  
 Block Assists:..... 479 (121 games) in 1996  
 Total Blocks:..... 526 (108 games) in 1990

### SINGLE MATCH RECORDS

Most Kills:..... 108 vs. Colorado (11/13/99)  
 Kill Attempts:..... 279 vs. Texas A&M (11/18/00)  
 Hitting Pct.:..... 586 vs. Cent. Michigan (9/19/98)  
 Assists:..... 98, three times  
 Assists Per Game:..... 24.5 vs. Baylor (11/27/96)  
 Service Aces:..... 19 vs. Oral Roberts (9/5/86)  
 Digs: ..... 141 vs. Texas A&M (11/9/89)  
 Solo Blocks:..... 12, three times  
 Block Assists:..... 37 at New Mexico (9/26/11)  
 Total Blocks:..... 30.5 vs. Baylor (10/5/83)

### TOP-10 TTU OFFENSIVE MATCHES

*(Hitting percentage)*

586 (43-2-70) .....vs. Central Michigan, 9/19/98  
 529 (50-4-78) .....at Oklahoma, 11/28/98  
 526 (50-9-78) .....vs. Iowa State, 10/23/98  
 507 (45-8-73) .....vs. SMU, 8/30/96  
 492 (39-8-63) .....vs. Georgia Southern, 9/6/97  
 488 (73-11-127) .....vs. Liberty, 9/1/00  
 487 (48-5-88) .....at Texas-El Paso, 11/3/90  
 482 (49-8-85) .....vs. Belmont, 9/11/98  
 425 (43-9-80) .....vs. William & Mary, 9/20/97  
 425 (78-13-153) .....at Sam Houston, 10/10/92

### LOW-5 TTU OFFENSIVE MATCHES

*(Hitting percentage)*

-.056 (22-27-89).....vs. Texas, 10/9/88  
 -.053 (25-30-94).....at Iowa State, 10/4/05  
 -.031 (27-30-88).....vs. Weber State, 9/3/88  
 -.019 (31-33-107).....vs. Nebraska, 10/29/05  
 .000 (34-34-130).....vs. Nevada, 10/13/95

### TOP-10 OPPONENT'S HITTING VS. TECH

*(Hitting percentage)*

483 (51-8-89) .....at Texas, 11/14/12  
 472 (38-4-72) .....at Texas, 10/10/86  
 470 (56-9-100).....at Kansas State, 9/17/05  
 461 (43-8-76) .....at Iowa State, 10/4/05  
 441 (47-6-93) .....at Iowa State, 10/6/10  
 .423 (55-14-97).....at Kansas, 10/30/10  
 412 (42-9-80) .....at Texas, 10/16/10  
 411 (49-10-95).....vs. Mississippi, 8/21/10  
 390 (52-13-100).....at Nebraska, 10/20/10  
 388 (48-8-103).....vs. Texas, 11/26/03

### LOW-5 OPPONENT'S MATCHES VS. TECH

*(Hitting percentage)*

-.155 (11-22-71).....vs. Grambling State, 8/27/11  
 -.131 (16-27-84).....vs. UT-Pan American, 9/5/99  
 -.114 (18-27-79).....vs. Prairie View A&M, 9/16/11  
 -.093 (11-16-54).....vs. at Oklahoma, 10/16/99  
 -.082 (19-26-85).....vs. SW Texas State, 9/23/89

## INDIVIDUAL RECORDS - CAREER

### HITTING PERCENTAGE

(Minimum 900 career attacks)

1. Philister Sang (2005-06).....	441
(973 Kills-408 Errors-2577 Attacks)	
2. Lori Garber (1998-1999).....	323
(707 Kills-234 Errors-1464 Attacks)	
3. Jill Burness (1995-1996).....	319
(633 Kills-192 Errors-1382 Attacks)	
4. Sonia Moric (1995-1998).....	299
(417 Kills-144 Errors-912 Attacks)	
5. Alicia Ostmeyer (2006-2007).....	265
(407 Kills-159 Errors-935 Attacks)	
6. Colleen Smith (1999-2000).....	265
(918 Kills-325 Errors-2232 Attacks)	
7. Brande Brown (1993-97).....	262
(1083 Kills-401 Errors-2600 Attacks)	
8. Erica Ruegg (1990-93).....	256
(956 Kills-336 Errors-2426 Attacks)	
9. Lisa Hilgers (1995-98).....	247
(384 Kills-124 Errors-1054 Attacks)	
10. Courtney Putnam (1996-98).....	244
(707 Kills-233 Errors-1941 Attacks)	

### KILLS

1. Kelly Johnson (2001-04).....	5,142
2. Amanda Dowdy (2008-11).....	4,268
3. Melissa McGehee (1999-02).....	3,368
4. Cristine Martin (1993-97).....	3,181
5. Sabrina Zenon (1988-91).....	2,969
6. Ann Romjue (1989-02).....	2,896
7. Kim Gosselin (1989-92).....	2,839
8. Lisa Clark (1987-90).....	2,769
9. Lacy Nye (1993-96).....	2,710
10. Kylie Lyons (2003-06).....	2,680

### ATTACK ATTEMPTS

1. Kelly Johnson (2001-04).....	5,142
2. Amanda Dowdy (2008-11).....	4,268
3. Melissa McGehee (1999-02).....	3,368
4. Cristine Martin (1993-97).....	3,181
5. Sabrina Zenon (1988-91).....	2,969
6. Ann Romjue (1989-02).....	2,896
7. Kim Gosselin (1989-92).....	2,839
8. Lisa Clark (1987-90).....	2,769
9. Lacy Nye (1993-96).....	2,710
10. Kylie Lyons (2003-06).....	2,680

### ASSISTS PER SET AVERAGE

1. Skydra Orzen (1998-01).....	13.47
2. Lisa Hilgers (1995-98).....	12.50
3. Laura Grote (2000-04).....	11.07
4. Ginger Carter (1991-94).....	9.72
5. Sheila Solluman (1987-90).....	9.06
6. Emily Ziegler (2004-07).....	8.59
7. Karlyn Meyers (2008-11).....	7.90
8. Mary Loescher (1985-87).....	7.34
9. Wendy Swanson (1993-94).....	5.64
10. Shawn Sweeten (1985).....	5.28

### TOTAL ASSISTS

1. Lisa Hilgers (1995-98).....	5,811
2. Skydra Orzen (1998-01).....	4,802
3. Laura Grote (2000-04).....	3,653
4. Ginger Carter (1991-94).....	3,598
5. Sheila Solomon (1987-90).....	3,307
6. Karlyn Meyers (2008-11).....	2,908
7. Emily Ziegler (2004-07).....	2,440
8. Mary Loescher (1985-87).....	2,339
9. Rochelle Kaa'iai (1989-92).....	1,676
10. Emily Ruetter (2012-Present).....	1,071

### SERVICE ACES

1. Heather Hughes-Justine (1997-01).....	191
2. Cristine Martin (1993-97).....	165
3. Lisa Clark (1987-90).....	147
4. Chris Martin (1988-91).....	146
5. Sheila Solomon (1987-90).....	135
6. Kelly Johnson (2001-04).....	119
7. Lisa Hilgers (1995-98).....	112
Ann Romjue (1999-02).....	112
9. Rochelle Kaa'iai (1989-92).....	109
10. Emily Ziegler (2004-07).....	106

### DIGS

1. Lisa Hilgers (1995-98).....	1,583
2. Ann Romjue (1999-02).....	1,520
3. Cristine Martin (1993-97).....	1,323
4. Melissa McGehee (1999-02).....	1,270
5. Jenn (Harrell) Goehry (2006-09).....	1,229
6. Skydra Orzen (1998-01).....	1,221
7. Chris Martin (1988-91).....	1,152
8. Sheila Solomon (1987-90).....	1,139
9. Sabrina Zenon (1988-91).....	1,131
10. Ginger Carter (1991-94).....	1,092

### SOLO BLOCKS

1. Erica Ruegg (1990-93).....	138
2. Susan Kelly McGuire (1985-88).....	124
3. Lisa Clark (1987-90).....	123
4. Stacey Blasingame (1983-85).....	112
5. Chris Martin (1988-91).....	105
6. Jennifer Cohn (1992-95).....	98
7. Karri Ohland (1983-84).....	90
8. Megan McGuire (1982-83).....	85
9. Allison Hetterich (1983-86).....	75
10. Jill Burness (1995-96).....	68

### BLOCK ASSISTS

1. Erica Ruegg (1990-93).....	342
2. Lisa Clark (1987-90).....	318
3. Susan Kelly McGuire (1985-88).....	314
4. Chris Martin (1988-91).....	268
5. Amy Charlebois Gandy (2004-07).....	261
6. Megan McGuire (1982-83).....	254
7. Karri Ohland (1983-84).....	236
8. Brande Brown (1994-97).....	232
9. Miara Cave (2009-12).....	221
10. Stacey Blasingame (1983-85).....	217

### TOTAL BLOCKS

1. Erica Ruegg (1990-93).....	475
2. Lisa Clark (1987-90).....	441
3. Susan Kelly McGuire (1985-88).....	438
4. Jennifer Cohn (1992-95).....	407
5. Chris Martin (1988-91).....	373
6. Megan McGuire (1982-83).....	339
Stacy Blasingame (1983-84).....	329
8. Kari Ohland (1983-84).....	326
9. Amy Charlesbois Gandy (2004-07).....	315
10. Brande Brown (1994-97).....	288

### MATCHES PLAYED

1. Kristen Sparks (1989-92).....	180
2. Courtney Thames (1993-96).....	141
3. Lisa Hilgers (1995-98).....	135
4. Heather Hughes-Justice (1997-01).....	133
5. Cristine Martin (1993-97).....	129
Chris Martin (1989-92).....	129
7. Kim Gosselin (1989-92).....	128
8. Kristen Holmes (1995-98).....	126
9. Lisa Clark (1987-90).....	124
10. Diane Owens (1992-95).....	123
Rochell Kaa'iai (1989-92).....	123

## INDIVIDUAL RECORDS - SEASON

### HITTING PERCENTAGE

(Minimum 250 career attacks)

1. Yolanda Cumbess (2001) .....358 (168 Kills-45 Errors-344 Attacks)
2. Lisa Hilgers (1998) .....348 (128 Kills-27 Errors-290 Attacks)
3. Lori Garber (1998).....346 (347 Kills-106 Error-697 Attacks)
4. Jill Burness (1996).....330 (427 Kills-126 Errors-912 Attacks)
5. Janelle Jones (2000) .....329 (271 Kills-83 Errors-571 Attacks)
6. Brande Brown (1997).....315 (431 Kills-133 Errors-945 Attacks)
7. Chris Martin (1991) .....312 (269 Kills-69 Errors-656 Attacks)
8. Aubree Piper (2012) .....306 (156 Kills-41 Errors-523 Attacks) Sonia Moric (1998).....306 (239 Kills-79 Errors-523 Attacks)
10. Stacey Poole (2002) .....304 (188 Kills-62 Errors-414 Attacks) Sonia Moric (1997).....304 (139 Kills-51 Errors-289 Attacks)

### KILLS

1. Colleen Smith (2000).....560
2. Kelly Johnson (2003) .....559
3. Kelly Johnson (2002) .....519
4. Philister Sang (2005) .....500
5. Philister Sang (2006) .....473 Melissa McGehee (2000).....473
7. Kelly Johnson (2004) .....454 Amanda Dowdy (2011).....454
9. Brande Brown (1997).....431
10. Jill Burness (1996) .....427

### ATTACK ATTEMPTS

1. Kelly Johnson (2003) .....1,503
2. Philister Sang (2005) .....1,376 Amanda Dowdy (2011) .....1,376
4. Colleen Smith (2000) .....1,370
5. Kelly Johnson (2004) .....1,293
6. Kelly Johnson (2002) .....1,292
7. Amanda Dowdy (2010) .....1,286
8. Philister Sang (2006) .....1,201
9. Melissa McGehee (2000).....1,090
10. Kelly Johnson (2001) .....1,054

### ASSISTS

1. Skydra Orzen (2001).....1,665
2. Skydra Orzen (2000).....1,652
3. Lisa Hilgers (1995) .....1,537
4. Lisa Hilgers (1996) .....1,453
5. Lisa Hilgers (1997) .....1,430
6. Skydra Ozen (1999) .....1,394
7. Lisa Hilgers (1998) .....1,391
8. Laura Grote (2002) .....1,379
9. Laura Grote (2003) .....1,276
10. Ginger Carter (1993) .....1,206

### ASSISTS AVERAGE

1. Skydra Orzen (2000).....14.12
2. Skydra Orzen (2001).....13.99
3. Laura Grote (2002) .....13.26
4. Lisa Hilgers (1998) .....13.25
5. Skydra Orzen (1999).....12.79
6. Lisa Hilgers (1996) .....12.53
7. Lisa Hilgers (1995) .....12.30
8. Lisa Hilgers (1997) .....12.02
9. Laura Grote (2003) .....11.81
10. Ginger Carter (1994) .....11.53

### SERVICE ACES

1. Heather Hughes-Justice (2000) ..... 75
2. Cristine Martin (1996) ..... 55
3. Gracie Santana (1988)..... 53
4. Emily Ziegler (2006) ..... 52 Desiree Batista (2004)..... 52
6. Chris Martin (1991) ..... 49
7. Cristine Martin (1994) ..... 48
8. Kelly Johnson (2002) ..... 46
9. Connie Helton (1988)..... 45
10. Susan Kelly-McGuire (1988) ..... 43 Kelley Bronk (1987)..... 43

### DIGS

1. Rachel Brummitt (2013).....604
2. Rachel Brummitt (2012).....510
3. Melissa McGehee (2000).....448
4. Ann Romjue (2000) .....445
5. Desiree Batista (2005).....444
6. Lisa Hilgers (1997) .....442
7. Sheila Solomon (1989) .....421
8. Erica Ruegg (2011) .....419
9. Tory Vaughan (2011).....409
10. Sheila Solomon (1990) .....399

### SOLO BLOCKS

1. Erica Ruegg (1991)..... 61
2. Susan Kelly McGuire (1987) ..... 52
3. Jill Burness (1996)..... 48
4. Lisa Clark (1989)..... 46
5. Karri Ohland (1984) ..... 45 Megan McGuire (1983) ..... 45 Karri Ohland (1983) ..... 45
8. Erica Ruegg (1992)..... 40 Stacey Blasingame (1985) ..... 40 Megan McGuire (1984) ..... 40

### BLOCK ASSISTS

1. Megan McGuire (1983) .....190
2. Karri Ohland (1983) .....140
3. Amy Charlesbois Gandy (2006) .....130
4. Jill Burness (1996) .....123
5. Erica Ruegg (1992).....120
6. Susan Kelly McGuire (1987).....114
7. Brianna Florus (2005).....112
8. Stacey Blasingame (1983) .....110
9. Erica Ruegg (1993).....108
10. Sonia Moric (1998).....107 Susan Kelly McGuire (1998).....107

### TOTAL BLOCKS

1. Megan McGuire (1983) .....235
2. Karri Ohland (1984) .....185
3. Jill Burness (1996) .....171
4. Christina White (1982) .....168
5. Susan Kelly McGuire (1987).....166
6. Erica Ruegg (1992).....160
7. Amy Charlesbois Gandy (2006) .....157
8. Stacey Blasingame (1985) .....150
9. Lisa Clark (1989).....144
10. Brianna Florus (2005).....141 Karri Ohland (1983) .....141



**INDIVIDUAL SINGLE-MATCH RECORDS (TOP 10)****KILLS**

37	Amanda Dowdy vs. Colorado.....	10/13/10
35	Kelly Johnson vs. Kansas St. ....	10/30/02
34	Colleen Smith vs. Colorado.....	11/13/99
	Amanda Dowdy at Colorado.....	11/20/10
33	Kelly Johnson vs. Kansas State.....	11/20/04
	Colleen Smith vs. Texas A&M.....	11/18/00
32	Courtney Putnam vs. Oklahoma.....	10/18/97
31	Kelly Johnson vs. Kansas.....	10/4/03
	Melissa McGehee vs. Texas A&M.....	11/18/00
30	Kelly Johnson vs. Baylor.....	10/15/03
	Kelly Johnson vs. Winthrop.....	9/6/03
	Colleen Smith vs. Baylor.....	9/13/00

**TOTAL ATTEMPTS**

93	Kelly Johnson vs. Kansas State.....	10/30/02
87	Amanda Dowdy vs. Colorado.....	10/13/10
78	Colleen Smith vs. Texas A&M.....	11/18/00
76	Kelly Johnson vs. Texas A&M.....	11/15/03
	Amanda Dowdy vs. Baylor.....	10/26/11
75	Kelly Johnson vs. Oklahoma.....	11/5/03
	Amanda Dowdy at Colorado.....	11/20/10
74	Kelly Johnson vs. Baylor.....	11/1/03
	Courtney Putnam vs. Oklahoma.....	10/18/97
72	Philister Sang at Baylor.....	9/20/06
	Kelly Johnson vs. Coll. Charleston.....	9/5/03

**HITTING PERCENTAGE***(at least 10 attempts)*

1.000	Brande Brown vs. Will. & Mary.....	9/20/97
.917	Megan McGuires vs. Baylor.....	11/1/82
.909	Jill Slapper at Sam Houston.....	10/10/92
.833	Lori Garber vs. Cent. Michigan.....	9/19/98
	Chris Martin vs. No. Carolina.....	9/14/91
.818	Kristen Holmes vs. SW Louisiana.....	9/12/97
.769	Jamye Pauley at Rice.....	9/6/05
.737	Brande Brown vs. La. Tech.....	9/12/97
.727	Lisa Hilgers at Iowa State.....	9/27/98
.692	Jamye Pauley at Kansas State.....	9/17/05
	Lori Garber at Oklahoma.....	10/16/99
	Yolanda Cumbess vs. N.C. State.....	9/3/99
	Lisa Clark vs. UTEP.....	11/3/90
	Debbie Crown vs. Baylor.....	11/2/84

**\*ASSISTS**

93	Skydra Orzen vs. Missouri.....	9/27/00
92	Skydra Orzen vs. Texas A&M.....	11/18/00
91	Skydra Orzen vs. Colorado.....	11/13/99
85	Lisa Hilgers vs. Baylor.....	11/27/96
81	Laura Grote vs. Kansas State.....	10/30/02
76	Skydra Orzen vs. Texas A&M.....	8/10/01
74	Lisa Hilgers vs. Iowa State.....	9/16/95
73	Lisa Hilgers vs. Arkansas State.....	11/29/95
72	Laura Grote vs. Colorado.....	10/19/02
	Skydra Orzen at Kansas.....	8/6/01

**SERVICE ACES**

8	Heather H. Justice vs. Kansas St.....	9/20/00
7	Holly Hicks vs. Stony Brook.....	9/6/05
	Holly Hicks vs. Stony Brook.....	9/6/05
	Paige Russell vs. Oral Roberts.....	9/4/86
6	Desiree Batista vs. San Diego St.....	9/3/04
	Kelly Johnson vs. Oklahoma.....	10/30/02
	Diane Owens at Florida.....	12/2/95
5	Many times	

**DIGS**

36	Ann Romjue vs. Texas A&M.....	11/18/00
34	Rochelle Kaa'iai vs. Cal Poly.....	9/25/92
	Rachel Brummitt vs. HBU.....	9/14/12
32	Lisa Hilgers vs. Nebraska.....	11/21/97
31	Erica Ruegg vs. Texas.....	10/24/92
	Kim Gosselin vs. Cal Poly.....	9/25/92
	Rochelle Kaa'iai at Texas A&M.....	11/9/89
	Tory Vaughan vs. Baylor.....	10/26/11
30	Ann Romjue vs. Colorado.....	10/07/00
	Ginger Carter vs. UT-Arlington.....	9/4/91

**SOLO BLOCKS**

8	Erica Ruegg vs. UT-Arlington.....	9/4/91
7	Susan Kelly vs. UNM.....	9/11/87
6	Erica Ruegg vs. Pepperdine.....	9/26/92
	Lisa Clark vs. Eastern Washington.....	9/9/89
5	Kate Jury-Shannon vs. Colorado.....	10/07/01
	Jennifer Cohn vs. New Mexico.....	11/24/95
	Jill Slapper vs. North Texas.....	10/2/93
	Erica Ruegg at South Florida.....	11/1/91
	Erica Ruegg at Kentucky.....	8/31/91
	Erica Ruegg vs. North Texas.....	10/5/90
	Lisa Clark vs. UTEP.....	9/22/90
	Sabrina Zenon at Texas A&M.....	11/9/89
	Sabrina Zenon vs. Houston.....	10/22/89
	Susan Kelly vs. Kansas State.....	9/20/86
	Karri Ohland vs. Texas.....	10/28/84

**BLOCK ASSISTS**

14	Dravon Rangel at New Mexico.....	9/26/11
11	Amy Charlebois at Iowa State.....	11/15/06
	Brianna Florus at Oklahoma.....	10/26/05
	Janelle Jones vs. Ball State.....	9/12/99
	Jennifer Cohn vs. Florida.....	12/2/95
	Chris Martin vs. Georgia.....	9/14/90
	Susan Kelly vs. Texas A&M.....	10/25/87
10	Alicia Ostmeyer vs. Jacksonville.....	9/9/06
	Colleen Smith vs. Ball State.....	9/12/99
	Erica Ruegg vs. Houston.....	10/29/92

**TOTAL BLOCKS**

16	Erica Ruegg vs. UT-Arlington.....	9/4/91
14	Susan Kelly vs. New Mexico.....	9/11/87
	Dravon Rangel at New Mexico.....	9/26/11
13	Kate Jury-Shannon vs. Colorado.....	10/07/01
	Jill Slapper vs. North Texas.....	10/2/93
12	Amy Charlebois at Iowa St.....	11/15/06
	Brianna Florus vs. Oklahoma.....	10/26/05
	Jennifer Cohn at Florida.....	12/2/95
	Jennifer Cohn vs. Rice.....	10/23/93
11	Janelle Jones vs. Ball State.....	9/12/99
	Sonia Moric vs. Texas A&M.....	11/1/98
	Erica Ruegg vs. Houston.....	10/29/92
	Erica Ruegg vs. Cal Poly SLO.....	9/25/92
	Erica Ruegg vs. North Texas.....	10/5/90
	Karri Ohland vs. Texas.....	10/28/84

\* Assists became an official stat in 1985.

## INDIVIDUAL SINGLE-MATCH RECORDS BY SET

### KILLS (Top-5 performances)

3-sets	
26	Kelly Johnson at Oklahoma ..... 11/9/02
24	Philister Sang vs. Texas A&M ..... 11/18/06
22	Kelly Johnson vs. Kansas ..... 11/6/02
21	Kelly Johnson vs. Iowa State ..... 11/27/02
	Melissa McGehee at Baylor ..... 10/17/01
	Lori Garber vs. William & Mary ..... 9/2/98
4-sets	
31	Kelly Johnson vs. Kansas ..... 10/4/03
30	Kelly Johnson vs. Winthrop ..... 9/6/03
	Colleen Smith at Baylor ..... 9/13/00
29	Kelly Johnson vs. Charleston ..... 9/5/03
28	Kelly Johnson vs. Sam Houston St. 8/29/03
	Colleen Smith vs. Duke ..... 9/2/00
5-sets	
37	Amanda Dowdy vs. Colorado ..... 10/13/10
35	Kelly Johnson vs. Kansas State ..... 10/30/02
34	Colleen Smith vs. Colorado ..... 11/13/99
	Amanda Dowdy at Colorado ..... 11/20/10
33	Colleen Smith vs. Texas A&M ..... 11/18/00

### TOTAL ATTEMPTS (Top-5 performances)

3-sets	
54	Kelly Johnson vs. Kansas State ..... 9/20/03
50	Philister Sang vs. SMU ..... 9/3/05
	Kelly Johnson vs. Iowa State ..... 11/27/03
	Courtney Putnam vs. Texas ..... 9/26/98
	Amanda Dowdy vs. Missouri ..... 11/26/11
49	Kelly Johnson vs. Texas A&M ..... 10/8/03
4-sets	
72	Kelly Johnson vs. Charleston ..... 9/5/03
71	Kelly Johnson vs. Colorado ..... 10/19/02
70	Kelly Johnson vs. Kansas ..... 10/4/03
69	Kelly Johnson vs. Missouri ..... 10/5/03
	Kelly Johnson vs. Clemson ..... 9/6/03
66	Kelly Johnson vs. Iowa State ..... 10/1/03
	Amanda Dowdy at Kansas State. 11/19/11
5-sets	
93	Kelly Johnson vs. Kansas State ..... 10/30/02
87	Amanda Dowdy vs. Colorado ..... 10/13/10
78	Colleen Smith vs. Texas A&M ..... 11/18/00
76	Kelly Johnson vs. Texas A&M ..... 11/15/03
	Amanda Dowdy vs. Baylor ..... 10/26/11
75	Kelly Johnson vs. Oklahoma ..... 11/5/03
	Amanda Dowdy at Colorado ..... 11/20/10

### \*ASSISTS (Top-5 performances)

56	Skydra Orzen vs. New Mexico ..... 10/8/01
	Skydra Orzen at Missouri ..... 11/2/00
55	Laura Grote vs. Kansas ..... 11/6/02
	Skydra Orzen at Iowa State ..... 11/17/01
	Skydra Orzen vs. Texas-Arlington.. 9/16/00
53	Lisa Hilgers vs. New Mexico ..... 11/24/95
52	Three players with 52
4-sets	
85	Lisa Hilgers vs. Baylor ..... 11/27/96
76	Skydra Orzen vs. Texas A&M ..... 10/10/01
72	Laura Grote vs. Colorado ..... 10/19/02
71	Lisa Hilgers vs. Colorado ..... 11/13/98
70	Lisa Hilgers vs. Texas ..... 10/25/95

### 5-sets

93	Skydra Orzen vs. Missouri ..... 9/27/00
92	Skydra Orzen vs. Texas A&M ..... 11/18/00
81	Laura Grote vs. Kansas State ..... 10/30/02
73	Lisa Hilgers vs. Arkansas State ..... 11/29/95
74	Lisa Hilgers vs. Iowa State ..... 9/16/95

### SERVICE ACES (Notable performances)

3-sets	
7	Holly Hicks vs. Stony Brook ..... 9/2/05
	Lisa Clark vs. Eastern Washington ..... 9/9/89
	Paige Russell vs. Oral Roberts ..... 9/4/86
6	Kelly Johnson vs. Oklahoma ..... 10/23/02
4-sets	
6	Desiree Batista vs. San Diego State. 9/3/04
5	Desiree Batista vs. Colorado ..... 10/30/04
	Heather Hughes Justice vs. Duke ..... 9/2/00
	Heather Hughes Justice vs. Liberty. 9/1/00
	Courtney Thames vs. SWTS ..... 10/14/95
	Jackie Bode vs. Rice ..... 10/23/93
	Lisa Clark vs. Oral Roberts ..... 9/21/87
	Kelley Bronk vs. Florida ..... 10/9/87
	Emily Ruetter at Cent. Ark. .... 10/2/12
5-sets	
8	Heather H. Justice vs. KSU ..... 9/20/00
6	Diane Owens at Florida ..... 12/2/95
5	Kelly Johnson vs. Ball State ..... 9/6/02
	Ann Romjue vs. Ball State ..... 9/6/02
	Sheila Solomon at Houston ..... 10/21/88

### DIGS (Notable performances)

3-sets	
27	Rachel Brummitt vs. San Jose State ..... 8/31/12
24	Sheila Solomon vs. Houston ..... 11/16/90
	Rachel Brummitt vs. Binghamton ..... 8/24/12
	Rachel Brummitt vs. Kansas ..... 10/16/13
23	Rochelle Kaa'iai at SW Texas State ..... 10/19/91
	Rachel Brummitt vs. Cal St Fullerton ..... 9/14/13
22	Rachel Brummitt vs. Montana ..... 9/13/13
21	Susan Kelly-McGuire vs. Indiana ..... 11/25/88
4-sets	
36	Rachel Brummitt vs. Oklahoma.. 11/20/13
33	Ann Romjue vs. Texas A&M ..... 11/23/02
29	Rochelle Kaa'iai vs. Texas A&M ..... 9/23/92
	Kristen Sparks vs. New Mexico ..... 9/19/92
	Rachel Brummitt vs. E. Washington 9/7/13
28	Rochelle Kaa'iai at Florida ..... 11/2/91
	Rochelle Kaa'iai at Arkansas State.. 10/5/91
27	Lacy Nye vs. Oklahoma ..... 9/25/94
5-sets	
36	Ann Romjue vs. Texas A&M ..... 11/18/00
34	Rochelle Kaa'iai vs. Cal Poly SLO ..... 9/25/92
	Rachel Brummitt vs. Houston Baptist ..... 9/14/12
32	Lisa Hilgers vs. Nebraska ..... 11/21/97
31	Erica Ruegg vs. UT-Arlington ..... 10/24/92
	Kim Gosselin at Cal Poly SLO ..... 9/25/92
	Rochelle Kaa'iai at Texas A&M ..... 11/9/89
	Tory Vaughan vs. Baylor ..... 10/26/11

### Solo Blocks (Notable performances)

3-sets	
6	Lisa Clark vs. Eastern Washington.... 9/9/89
5	Jennifer Cohn vs. New Mexico .... 11/24/95
	Lisa Clark vs. UTEP ..... 9/22/90
	Sabrina Zenon vs. Houston ..... 10/22/89
4-sets	
7	Susan Kelly vs. New Mexico ..... 9/11/87
5	Jill Slapper vs. North Texas ..... 10/2/93
	Erica Ruegg at South Florida ..... 11/1/91
	Susan Kelly vs. Kansas State ..... 9/20/86
	Karri Ohland vs. Texas ..... 10/28/84
5-sets	
8	Erica Ruegg vs. UT-Arlington ..... 9/4/91
6	Erica Ruegg vs. Pepperdine ..... 9/26/92
5	Kate Jury vs. Colorado ..... 10/7/00
	Erica Ruegg at Kentucky ..... 8/31/91
	Sabrina Zenon at Texas A&M ..... 11/9/89

### BLOCK ASSISTS (Notable performances)

3-sets	
9	Sonia Moric at William & Mary ..... 9/2/98
8	Lori Garber at Kansas State ..... 10/17/98
	Erica Ruegg vs. UC-Santa Barbara 11/28/92
4-sets	
11	Amy Charlebois at Iowa State ..... 11/15/06
	Janelle Jones vs. Ball State ..... 9/12/99
	Chris Martin vs. Georgia ..... 9/14/90
10	Colleen Smith vs. Ball State ..... 9/12/99
9	Sonia Moric at Texas A&M ..... 11/1/98
	Jennifer Cohn vs. Rice ..... 10/23/93
	Kristen Sparks vs. Georgia ..... 9/14/90
5-sets	
14	Dravon Rangel at New Mexico ..... 9/26/11
11	Brianna Florus at Oklahoma ..... 10/26/05
	Jennifer Cohn at Florida ..... 12/2/95
	Susan Kelly vs. Texas A&M ..... 10/25/87
10	Erica Ruegg vs. Houston ..... 10/29/92

### TOTAL BLOCKS (Notable performances)

3-sets	
11	Erica Ruegg vs. North Texas ..... 10/5/90
9	many players with 9
4-sets	
14	Susan Kelly vs. New Mexico ..... 9/4/87
13	Jill Slapper vs. North Texas ..... 10/2/93
12	Amy Charlebois at Iowa State ..... 11/15/06
	Jennifer Cohn vs. Rice ..... 10/23/93
11	Janelle Jones vs. Ball State ..... 9/12/99
	Sonia Moric at Texas A&M ..... 11/1/98
	Erica Ruegg vs. Houston ..... 10/29/92
	Erica Ruegg vs. Cal Poly SLO ..... 9/25/92
5-sets	
16	Erica Ruegg vs. UT-Arlington ..... 9/11/91
14	Dravon Rangel at New Mexico ..... 9/26/11
13	Kate Jury vs. Colorado ..... 10/7/00
12	Brianna Florus at Oklahoma ..... 10/26/05
	Jennifer Cohn at Florida ..... 12/2/95
11	Karri Ohland vs. Texas ..... 10/28/84

\* Assists became an official stat in 1985.

## HONORS AND AWARDS

### GTE-COSIDA ACADEMIC ALL-AMERICA

Jill Burness	1995-1996
Melissa McGehee	2002 (first team)
Laura Grote	2002-2004 (third tm)
Kelly Johnson	2002 (third team)
Kelly Johnson	2004 (second team)

### COSIDA ACADEMIC ALL-DISTRICT VI

Desiree Batista	2005
Emily Ziegler	2006

### GTE VOLLEYBALL ACADEMIC ALL-AMERICA OF THE YEAR

Jill Burness	1996
--------------	------

### NCAA POSTGRADUATE SCHOLARSHIP

Jill Burness	1996
--------------	------

### NACDA SCHOLARSHIP

Jill Burness	1996
--------------	------

### USA VOLLEYBALL TEAM TRIALS

Janelle Jones	1998
---------------	------

### NATIONAL INVITATIONAL VOLLEYBALL CHAMPIONSHIPS ALL-TOURNAMENT

Sheila Solomon	1989
----------------	------

### US OLYMPIC FESTIVAL

Lacy Nye	1994
Jennifer Cohn	1994

### USA VOLLEYBALL

#### WOMEN'S JUNIOR NATIONAL TEAM

Amanda Dowdy	2009 & 2010
--------------	-------------

#### AVCA ALL-SOUTH REGION TEAM

First Team	
Becky Boxwell	1987
Lisa Clark	1990
Sheila Solomon	1990
Second Team	
Chris Martin	1991
Erica Ruegg	1991
Jill Burness	1996
Third Team	
Rochelle Kaaiai	1991

#### AVCA ALL-REGION DISTRICT 5 TEAM

Jill Burness	1996
Brande Brown	1997
Lisa Hilgers	1997-1998
Lori Garber	1998
Colleen Smith	2000
Melissa McGehee	2000

#### AVCA ALL-SOUTHWEST REGION

Rachel Brummitt	2013
-----------------	------

### SWC NEWCOMER OF THE YEAR

Shawn Sweeten	1985
Lisa Clark	1987

### SWC COACH OF THE YEAR

Janice Hudson	1984
Donna Martin	1987
Mike Jones	1990

### ALL-SWC TOURNAMENT TEAM

Erica Ruegg	1992
Kristen Sparks	1992
Ginger Carter	1992
Erica Ruegg	1993

### WHATABURGER/

#### SWC PLAYER OF THE WEEK

Lisa Clark	Sept. 16-22, 1990
Sabrina Zenon	Oct. 11-17, 1991
Chris Martin	Nov. 15-21, 1991
Erica Ruegg	Oct. 20-27, 1992
Lacy Nye	Sept. 18-24, 1994
Jennifer Cohn	Sept. 10-16, 1995

### GTE/SWC ACADEMIC TEAM

Kelly Bronk	1987
Kelly Bronk	1988
Vicki Baldwin	1988
Vicki Baldwin	1989
Sabrina Zenon	1989
Sabrina Zenon	1990
Sabrina Zenon	1991
Courtney Thames	1994
Courtney Thames	1995

### COSIDA/ESPN THE MAGAZINE ACADEMIC ALL-AMERICA

#### Third Team

Alicia Ostmeyer	2008
-----------------	------

### TECH'S ALL-MILLENNIUM TEAM

Becky Boxwel	Brande Brown
Jill Burness	Lisa Clark
Kim Gosselin	Lisa Hilgers
Rochelle Kaa'ai	Lisa Love
Cristine Martin	Chris Martin
Connie Pittman	Erica Ruegg
Courtney Thames	Carolyn Tubbs

### SWC ALL DECADE TEAM (1983-1992)

Lisa Clark, First Team	(1987-90)
Becky Boxwell, Second Team	(1984-87)
Chris Martin, Second Team	(1988-91)

### ALL SOUTHWEST CONFERENCE

#### First Team

Christa White	1982
Kari Ohland	1984
Becky Boxwell	1987
Susan Kelly	1987
Lisa Clark	1990
Chris Martin	1991
Kim Gosselin	1992

#### Second Team

Irene Solano	1982
Megan McGuire	1983
Karri Ohland	1983
Debbie Vela	1984
Becky Boxwell	1985
Debbie Crown	1985
Becky Boxwell	1986
Lisa Clark	1989
Chris Martin	1990
Sheila Solomon	1990
Sabrina Zenon	1990
Sabrina Zenon	1991
Kristen Sparks	1992
Erica Ruegg	1993
Jennifer Cohn	1993
Jennifer Cohn	1994
Jennifer Cohn	1995

## HONORS AND AWARDS

### ALL-BIG 12 CONFERENCE

#### First Team

Jill Burness	1996
Brande Brown	1997
Lisa Hilgers	1998
Colleen Smith	2000
Melissa McGehee	2000
Kelly Johnson	2002
Amanda Dowdy	2010
Amanda Dowdy	2011

#### Honorable Mention

Lisa Hilgers	1997
Sonia Moric	1998
Melissa McGehee	2001
Kelly Johnson	2003
Kelly Johnson	2004
Rachel Brummitt	2013

### BIG 12 DEFENSIVE PLAYER OF THE YEAR

Heather Hughes-Justice	2000
------------------------	------

### BIG 12 ALL-FRESHMAN TEAM

Amanda Dowdy	2008
--------------	------

### BIG 12 PLAYER OF THE WEEK

Lisa Hilgers	10/20/96
Brande Brown	9/15/97
Brande Brown	11/17/97
Lisa Hilgers	11/16/98
Janelle Jones	9/27/00
Melissa McGehee	9/2/02
Melissa McGehee	9/30/02
Kelly Johnson	11/03/02
Kelly Johnson	9/2/03
Kelly Johnson	10/20/03
Kelly Johnson	11/22/04

### BIG 12 ROOKIE OF THE WEEK

Amanda Dowdy	9/15/08
Breeann David	9/12/11
Emily Ruetter	9/4/12
Emily Ehrle	9/10/12
Meghan Stacy	10/29/12

### BIG 12 DEFENSIVE PLAYER OF THE WEEK

Aubree Piper	9/6/11
Tory Vaughan	10/31/11
Rachel Brummitt	8/27/12
Rachel Brummitt	9/4/12
Rachel Brummitt	11/23/13

### BIG 12 NEWCOMER OF THE YEAR

Kelly Johnson	2001
Phillister Sang	2005

### ACADEMIC ALL-BIG 12

#### First Team (3.30 to 4.00 GPA)

Jill Burness	1996
Courtney Thames	1996
Kim Breitbach	1997
Brande Brown	1997
Janelle Jones	1997
Natalie Rives	1997
Kim Breitbach	1998
Janelle Jones	1998
Pam Osterfeld	1998
Natalie Rives	1998
Janelle Jones	1999
Ebony Smith	1999
Janelle Jones	2000
Colleen Smith	2000
Heather Hughes-Justice	2000
Kate Jury-Shannon	2000
Melissa McGehee	2000
Kelly Johnson	2001
Melissa McGehee	2001
Stacey Poole	2001
Laura Grote	2002
Kelly Johnson	2002
Melissa McGehee	2002
Stacey Poole	2002
Courtney Shambaugh	2002
Daneen Grisham	2003
Laura Grote	2003
Kelly Johnson	2003
Jesse Herrera	2003
Katie Halley	2003
Jessica Watson	2003
Daneen Grisham	2004
Laura Grote	2004
Kelly Johnson	2004
Desiree Batista	2005
Amanda Hiller	2005
Kiley Lyons	2005
Emily Ziegler	2006
Holly Hicks	2006
Alicia Ostmeyer*	2007
Amy Gandy	2007
Jenn Harrell	2007
Emily Ziegler	2007
Becca Baldwin	2008
Caroline Courtney*	2008
Jenn Harrell	2008
Hayley Ball	2009
Caroline Courtney	2009
Amanda Dowdy	2009
Jenn Goehry	2009
Karlyn Meyers	2009
Caroline Courtney	2010
Amanda Dowdy	2010
Aleah Hayes	2010
Karlyn Meyers	2010
Alexxa Roberts	2010
Tory Vaughan	2010

Sheridan Burgess	2011
Miara Cave	2011
Amanda Dowdy	2011
Karlyn Meyers	2011
Dravon Rangel	2011
Hannah Salyer	2011
Tory Vaughan	2011
Miara Cave	2012
Breeann David	2012
Nicole Hragyil	2012
Tory Vaughan	2012
Rachel Brummitt	2013
Breeann David	2013
Brianna Grant	2013
Nicole Hragyil*	2013
Emily Ruetter	2013
Ellen Sorrells	2013
Emily Wright	2013

#### Second Team (3.00 to 3.29 GPA)

Lisa Hilgers	1996
Kristen Holmes	1996
Cristine Martin	1996
Lisa Hilgers	1997
Cristine Martin	1997
Courtney Putnam	1997
Sonia Moria	1998
Heather Hughes-Justice	2001
Kate Jury Shannon	2001
Jessy Herrera	2002
Angela Mooney	2003
Kiley Lyons	2004
Caroline Witte	2009
Miara Cave	2010
Mikia Mills	2013

### BIG 12 ACADEMIC ALL-ROOKIE TEAM

Brianna Grant	2012
Emily Ruetter	2012
Ellen Sorrells	2012
Emily Wright	2012

\* Indicates nominated with a 4.00 GPA

— FEARLESS —  
**CHAMPIONS**  
